Prepared for

Georgia Power Company
241 Ralph McGill Blvd NE
Atlanta, Georgia 30308

2024 SEMIANNUAL GROUNDWATER MONITORING AND CORRECTIVE ACTION REPORT

PLANT BOWEN ASH POND 1 (AP-1)

Prepared by

Geosyntec consultants

engineers | scientists | innovators

1255 Roberts Boulevard, Suite 200
Kennesaw, Georgia 30144

Project Number GW6581F

August 2024

Geosyntec
consultants

CERTIFICATION STATEMENT

This *2024 Semiannual Groundwater Monitoring and Corrective Action Report, Plant Bowen Ash Pond 1 (AP-1)* has been prepared in compliance with the United States Environmental Protection Agency Coal Combustion Residual Rule (40 Code of Federal Regulations [CFR] 257 Subpart D), specifically § 257.90(e), and the Georgia Environmental Protection Division Rules for Solid Waste Management 391-3-4-.10 by a qualified groundwater scientist or engineer with Geosyntec Consultants, Inc. I hereby certify that I am a qualified groundwater scientist, in accordance with the Georgia Rules of Solid Waste Management 391-3-4-.01.



Whitney B. Law
Georgia Professional Engineer No. 36641

August 30, 2024
Date

SUMMARY

This summary of the *2024 Semiannual Groundwater Monitoring and Corrective Action Report* provides the status of groundwater monitoring and corrective action program for the reporting period of January through June 2024 (referred to herein as the "semiannual reporting period") at Georgia Power Company's (Georgia Power's) Plant Bowen Ash Pond 1 (AP-1) (the Site). This summary was prepared by Geosyntec Consultants, Inc. (Geosyntec) on behalf of Georgia Power to meet the requirements listed in Part A, Section 6[1] of the United States Environmental Protection Agency (USEPA) Coal Combustion Residual Rule (federal CCR Rule) (40 Code of Federal Regulations [CFR] 257 Subpart D).

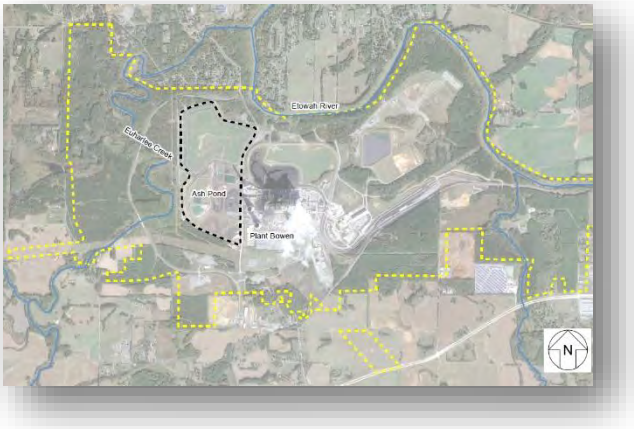

Plant Bowen and the Site

Plant Bowen is located at 317 Covered Bridge Rd SW, nine miles southwest of Cartersville in Bartow County, Georgia. Plant Bowen is a four-unit, coal-fired, electric-generating facility that commenced operations in the 1970s. CCR material resulting from power generation have historically been transferred and stored at the Site. In preparation for AP-1 closure, the plant completed the conversion to dry ash handling in early 2019 and AP-1 no longer receives ash. The Site is located on the western portion of the Plant Bowen property. The Georgia Environmental Protection Division (GA EPD) approved closure permit no. 008-021D(CCR) for AP-1 on February 17, 2022, and the Site closure is underway.

Groundwater at the Site is monitored using a comprehensive well network system that meets federal and state monitoring requirements. Routine sampling and reporting began after the background groundwater conditions were established between June 2016 and August 2017. Based on groundwater conditions at the Site, an assessment monitoring program and assessment of corrective measures (ACM) program were established in January 2018 and January 2019, respectively. During the semiannual reporting period,

[1] 80 FR 21468, Apr. 17, 2015, as amended at 81 FR 51807, Aug. 5, 2016; 83 FR 36452, July 30, 2018; 85 FR 53561, Aug. 28, 2020

the Site remained in assessment monitoring as corrective measures are being evaluated. A *Draft Remedy Selection Report*, which summarizes the evaluation and proposed selection of a corrective measure, or measures, was submitted to GA EPD in February 2023 with revisions provided on July 5, 2024 (Geosyntec, 2023c, GEOS ID 739305; Geosyntec, 2024, GEOS ID 854212).

During the semiannual reporting period, Geosyntec conducted a groundwater sampling event in January 2024 in support of the assessment monitoring program. Groundwater samples were submitted to Pace Analytical Services, LLC (Pace Analytical), for analysis. Per the federal CCR Rule, groundwater data from the semiannual assessment monitoring event conducted during the semiannual reporting period were evaluated in accordance with the certified statistical methods. The evaluations identified statistically significant values of select Appendix III[2] and Appendix IV[3] constituents in excess of established groundwater protection standards (GWPS) in select monitoring wells, as summarized in the table below for the semiannual reporting period.

Based on a review of the Appendix III and Appendix IV statistical results completed for the groundwater monitoring and corrective action program for the semiannual reporting period, the Site will continue in assessment monitoring. Georgia Power will continue routine groundwater monitoring and reporting at the Site. Reports will be posted to Georgia Power's CCR Rule Compliance website and provided to GA EPD semiannually.

[2] Boron, calcium, chloride, fluoride, pH, sulfate, and total dissolved solids
[3] Antimony, arsenic, barium, beryllium, cadmium, chromium, cobalt, fluoride, lead, lithium, mercury, molybdenum, selenium, thallium, and radium 226 + 228

Appendix III Constituent	January 2024
Boron	BGWC-7, BGWC-9, BGWC-10, BGWC-12, BGWC-14A, BGWC-16, BGWC-17, BGWC-18, BGWC-19, BGWC-20, BGWC-22, BGWC-23, BGWC-24, BGWC-25, BGWC-30, BGWC-51, BGWC-52
Calcium	BGWC-7, BGWC-12, BGWC-14A, BGWC-16, BGWC-20, BGWC-22, BGWC-23, BGWC-24
Chloride	BGWC-9, BGWC-10, BGWC-12, BGWC-14A, BGWC-16, BGWC-17, BGWC-20, BGWC-22, BGWC-23, BGWC-24, BGWC-25, BGWC-30, BGWC-51, BGWC-52
pH	BGWC-12, BGWC-16, BGWC-18, BGWC-19, BGWC-22, BGWC-24
Sulfate	BGWC-7, BGWC-12, BGWC-14A, BGWC-16, BGWC-20, BGWC-22, BGWC-23, BGWC-24
Total Dissolved Solids	BGWC-7, BGWC-12, BGWC-14A, BGWC-16, BGWC-17, BGWC-20, BGWC-22, BGWC-23, BGWC-24, BGWC-30
Appendix IV Constituent[4]	**January 2024**
Arsenic[5]	BGWC-34D
Cobalt	BGWC-16, BGWC-22
Molybdenum	BGWC-43D

[4] A statistically significant level (SSL)-related constituent is determined by comparing the confidence intervals developed to either the constituent's maximum contaminant level (MCL), if available; where an MCL has not been established, then a CCR-rule specific GWPS; or background concentrations for constituents where the concentration is greater than the MCL or rule-specified GWPS.
[5] Alternate Source Demonstration (ASD) submitted and approved by GA EPD.

Geosyntec consultants

TABLE OF CONTENTS

SUMMARY i

1.0 INTRODUCTION 1
1.1 Site Description and Background 2
1.2 Regional Geology and Hydrogeologic Setting 2
1.2.1 Regional and Site Geology 2
1.2.2 Hydrogeologic Setting 3
1.3 Groundwater Monitoring Well Network 4

2.0 GROUNDWATER MONITORING ACTIVITIES 5
2.1 Monitoring Well Installation and Maintenance 5
2.2 Assessment Monitoring 5
2.3 Additional Groundwater Evaluations 6
2.4 Assessment of Corrective Measures 6

3.0 SAMPLING METHODOLOGY AND ANALYSES 8
3.1 Groundwater and Surface Water Level Measurement 8
3.2 Groundwater Gradient and Flow Velocity 8
3.3 Groundwater Sampling Procedures 10
3.4 Laboratory Analyses 11
3.5 Quality Assurance and Quality Control Summary 11

4.0 STATISTICAL ANALYSIS 12
4.1 Statistical Methods 12
4.1.1 Appendix III Statistical Methods 12
4.1.2 Appendix IV Statistical Methods 13
4.2 Statistical Analyses Results 14
4.2.1 January 2024 Data 14
4.2.2 Summary of Statistical Analyses 14

5.0 NATURE AND EXTENT 15
5.1 Alternate Source Demonstration 15

6.0 MONITORING PROGRAM STATUS 17
6.1 Assessment Monitoring Status 17

6.2 Assessment of Corrective Measures 17

7.0 CONCLUSIONS AND FUTURE ACTIONS 19

8.0 REFERENCES 20

LIST OF TABLES

Table 1 Monitoring Well Network Summary
Table 2 Groundwater Sampling Event Summary
Table 3 Summary of Groundwater and Surface Water Elevations
Table 4 Horizontal Groundwater Gradient and Flow Velocity Calculations
Table 5 Summary of Groundwater Analytical Data
Table 6 Summary of Background Concentrations and Groundwater Protection Standards

LIST OF FIGURES

Figure 1 Site Location Map
Figure 2 Monitoring Well Network Map
Figure 3 Potentiometric Surface Contour Map – January 2024
Figure 4 Iso-Concentration Map, Cobalt – January 2024
Figure 5 Iso-Concentration Map, Molybdenum – January 2024

LIST OF APPENDICES

Appendix A Well Abandonment Report
Appendix B Well Maintenance and Repair Documentation Memorandum
Appendix C Analytical Laboratory Results and Field Sampling Forms
Appendix D Statistical Analysis Reports
Appendix E Alternate Source Demonstration

Geosyntec consultants

LIST OF ACRONYMS

ACM	Assessment of Corrective Measures
AP-1	Ash Pond 1
ASD	Alternate Source Demonstration
CCR	coal combustion residuals
CFR	Code of Federal Regulations
DO	dissolved oxygen
ft/day	feet per day
ft/ft	feet per foot
GA EPD	Georgia Environmental Protection Division
Georgia Power	Georgia Power Company
Geosyntec	Geosyntec Consultants, Inc.
GSC	Groundwater Stats Consulting
GWPS	Groundwater Protection Standard
GSWP	General Service Water Pond
HAR	Hydrogeologic Assessment Report
i	horizontal hydraulic gradient
K_h	horizontal hydraulic conductivity
MCL	Maximum Contaminant Level
mg/L	milligram per liter
n_e	effective porosity
NELAP	National Environmental Laboratory Accreditation Program
NOI	notice of intent
NTU	nephelometric turbidity units
ORP	oxidation reduction potential
Pace Analytical	Pace Analytical Services, LLC
PDI	pre-design investigation
PE	professional engineer
PL	prediction limit
QA/QC	Quality Assurance/Quality Control
SSI	statistically significant increase
SSL	statistically significant level
s.u.	standard unit
Unified Guidance	Statistical Analysis of Groundwater Data at RCRA Facilities Unified Guidance
USEPA	United States Environmental Protection Agency

1.0 INTRODUCTION

In accordance with the United States Environmental Protection Agency (USEPA) Coal Combustion Residual Rule (federal CCR Rule) (40 Code of Federal Regulations [CFR] Part 257, Subpart D) and the Georgia Environmental Protection Division (GA EPD) Rules for Solid Waste Management 391-3-4-.10, Geosyntec Consultants, Inc. (Geosyntec) has prepared this *2024 Semiannual Groundwater Monitoring and Corrective Action Report* to document groundwater monitoring activities conducted at Georgia Power Company (Georgia Power) Plant Bowen (Site) Ash Pond 1 (AP-1) for the reporting period of January through June 2024 (referred to herein as the "semiannual reporting period").

Groundwater monitoring and reporting for the CCR unit is performed in accordance with the monitoring requirements of § 257.90 through § 257.95 of the federal CCR Rule, and GA EPD Rules for Solid Waste Management 391-3-4-.10(6). To specify groundwater monitoring requirements, GA EPD rule 391-3-4-.10(6)(a) incorporates by reference the federal CCR Rule. For ease of reference, the federal CCR Rule is cited within this report in lieu of citing both sets of regulations. Also, the closure permit issued by GA EPD (i.e., no. 008-021D(CCR)) stipulates that Georgia Power must maintain the groundwater monitoring system and monitor the groundwater in accordance with the approved site-specific groundwater monitoring plan and GA EPD rule 391-3-4-.10 as part of the closure and post-closure care programs.

Due to statistically significant levels (SSLs) of cobalt and molybdenum reported in the *2018 Annual Groundwater Monitoring and Corrective Action Report* (Geosyntec, 2019a), Georgia Power initiated an assessment of corrective measures (ACM) for AP-1 in January 2019. Pursuant to § 257.96(b), Georgia Power continues to monitor groundwater associated with AP-1 in accordance with the assessment monitoring program established for the unit in 2018, including semiannual monitoring and reporting pursuant to § 257.90 through § 257.95 of the federal CCR Rule and GA EPD Rules for Solid Waste Management 391-3-4-.10(6)(a). A *Draft Remedy Selection Report,* which summarizes the evaluation and proposed selection of a corrective measure, or measures, was submitted to GA EPD on February 28, 2023 with revisions provided on July 5, 2024, (Geosyntec, 2023c, GEOS ID 739305; Geosyntec, 2024, GEOS ID 854212) and is currently under review.

The current reporting period groundwater data indicate that the identified SSLs of arsenic in BGWC-34D, cobalt in BGWC-22, and molybdenum in BGWC-43D are horizontally

and vertically delineated to below their corresponding groundwater protection standards (GWPS) and contained within the property boundary or resolved with a previously approved alternate source demonstration (ASD) (Geosyntec, 2021d). Georgia Power is currently evaluating the actions necessary to delineate the new cobalt SSL identified in BGWC-16 following the January 2024 sampling event.

1.1 Site Description and Background

Plant Bowen is a four-unit, coal-fired, electric-generating facility that commenced operations in the 1970s. The plant is located nine miles southwest of Cartersville in Bartow County, Georgia. The plant is bordered by the Etowah River to the north and east, and sparsely populated, forested, rural and industrial land on the south and west (**Figure 1**).

AP-1 at the Site occupies an area of approximately 254 acres. In preparation for AP-1 closure, the plant completed the conversion to dry ash handling in early 2019, and AP-1 no longer receives ash. Georgia Power submitted to GA EPD a notice of intent (NOI) stating that waste stream flows are no longer directed to AP-1, effective December 31, 2020. Georgia Power began closure of AP-1 in 2021 by excavation and consolidation of CCR material into an approximately 144-acre lined, multi-cell storage facility situated within the current footprint of AP-1. Closure activities are conducted in accordance with § 257.102 and corresponding Rule 391-3-4-.10(7)(b). The proposed closure approach provides a source control measure that reduces the potential for migration of CCR constituents to groundwater. Details of the closure approach have been summarized in the Amended Written Closure Plan and published in 2018 to Georgia Power's CCR Rule Compliance website. On February 17, 2022, GA EPD issued a CCR Permit (008-021D(CCR)) for the closure of Plant Bowen AP-1. As of February 23, 2024, CCR has been certified removed from approximately 30 acres (**Figure 2**).

1.2 Regional Geology and Hydrogeologic Setting

The following section summarizes the geologic and hydrogeologic conditions at AP-1 as described in the *Hydrogeologic Assessment Report (Revision 3) – AP-1* (HAR Rev 3) (Geosyntec, 2021c) prepared in support of the AP-1 solid waste handling permit.

1.2.1 Regional and Site Geology

The Site is located within the Great Valley District of the Valley and Ridge Physiographic Province (Valley and Ridge) in northwest Georgia. The Valley and Ridge is characterized

by Paleozoic sedimentary rocks that have been folded and faulted into the ridges and valleys that gave this region its name. The floor of the valley is underlain by shales, dolomites, and limestones of Cambrian and Ordovician age. Geologic mapping performed by Lawton et al. (1976) indicates that the Site is underlain by the Ordovician-Cambrian age Knox Dolomite and the Ordovician age Newala Limestone. Based on review of subsurface investigations at the Site, the bedrock is described as predominantly dolomite. The overall Site is underlain primarily by residuum and competent dolomite/limestone bedrock. AP-1 is underlain primarily by three units: (i) fill material consisting of earthen embankments and CCR material; (ii) residuum; and (iii) competent dolomite/limestone bedrock.

Based on subsurface investigations, the residuum at the Site is the result of in-place weathering of the underlying dolomite/limestone bedrock. The residuum consists mainly of mottled light brown to red to yellow, low to high plasticity, stiff to very stiff clay, silt, and silty clay. Most soils contain varying amounts of black chert nodules and chert gravel. The bedrock beneath the Site is described as light to dark gray, fine to medium-grained, thinly bedded to massive, dense, and hard dolomite, limestone, and dolomitic limestone. Some evidence of weathering along fracture or bedding surfaces is observed, with some manganese or iron oxide staining. Abundant calcite veins and occasional zones of healed dolomite breccia are observed throughout the bedrock. Solution features such as voids in the underlying limestone/dolomite bedrock have formed in the bedrock over geological timeframes, primarily along pre-existing discontinuities such as joints and bedding planes. At the Site, these solution features are typically filled with residuum from the in-place weathering of the bedrock or the downward migration of the overlying residuum, but they may also be open, or water filled.

1.2.2 Hydrogeologic Setting

The uppermost aquifer at the Site occurs near the interface of the residuum and the fractured and solutioned bedrock. Groundwater recharge is by precipitation infiltrating through the residuum to bedrock, or in bedrock outcrop areas through direct infiltration into the bedrock. Groundwater flow in bedrock is under unconfined to semi-confined conditions from the mantle of overlying lower-permeability residuum and is controlled by secondary porosity along fractures and solution-enhanced features that are typically filled with residuum. Based on observations of residuum soil types, horizontal hydraulic conductivity values, and boring logs and geophysical evaluations, the movement of groundwater in the clay-rich residuum and upper weathered bedrock zone is slow and likely behaves as flow through low-permeability porous media. Groundwater flow in the

dolomite/limestone bedrock is likely controlled by the secondary porosity features that are typically filled with residuum.

1.3 Groundwater Monitoring Well Network

In accordance with § 257.91, a groundwater monitoring system was installed at AP-1 that consists of a sufficient number of wells installed at appropriate locations and depths to yield groundwater samples from the uppermost aquifer to represent the groundwater quality both upgradient of the unit (i.e., background conditions) and passing the waste boundary of the unit. The number, spacing, and depths of the groundwater monitoring wells were selected based on the characterization of site-specific hydrogeologic conditions.

As part of the assessment monitoring program, assessment monitoring wells have been installed since 2018 to supplement the pre-existing detection monitoring wells and characterize the nature and extent of SSLs in groundwater downgradient of AP-1. Pursuant to § 257.195(g)(1)(iv), the wells classified as "assessment monitoring wells" will continue to be sampled concurrently with the detection monitoring well network as part of the ongoing assessment groundwater monitoring program.

An on-site network of piezometers is used in combination with the detection and assessment monitoring well networks to gauge water levels to define groundwater flow direction and gradients.

The locations of the detection monitoring wells, assessment monitoring wells, and piezometers are shown on **Figure 2**; well and piezometer construction details are listed in **Table 1**.

2.0 GROUNDWATER MONITORING ACTIVITIES

In accordance with § 257.90(e), the following describes monitoring-related activities performed during the semiannual reporting period and discusses any change in status of the monitoring program. Groundwater sampling was performed in accordance with § 257.93.

2.1 Monitoring Well Installation and Maintenance

Piezometers APPZ-3R and APPZ-5R were abandoned on April 22, 2024, and April 15, 2024, respectively, due to construction in support of pond closure activities on the Site; an abandonment report was submitted to GA EPD under separate cover on June 21, 2024. The abandonment report is included in **Appendix A**.

The well and piezometer networks are inspected semiannually to evaluate if any repairs or corrective actions are necessary to meet the requirements of the Georgia Water Well Standards Act (O.C.G.A. § 12-5-134(5)(d)(vii)). In January 2024, the networks were inspected and necessary corrective actions were identified and subsequently completed, as documented in **Appendix B**. This documentation was prepared under the direction of a professional geologist or engineer registered in the State of Georgia.

2.2 Assessment Monitoring

Georgia Power initiated an assessment monitoring program for groundwater at AP-1 in January 2018 based on statistically significant increases (SSIs) of Appendix III constituents documented in the *2017 Annual Groundwater Monitoring and Corrective Action Report* (Anchor QEA, 2018). A notice of assessment monitoring was placed in the operating record on May 15, 2018. Currently identified SSLs of Appendix IV constituents exceeding their respective GWPS at AP-1 are cobalt in BGWC-16 and BGWC-22, arsenic in BGWC-34D, and molybdenum in BGWC-43D. Monitoring well BGWC-38D exhibited an SSL of molybdenum in the past. Concentrations of molybdenum have decreased to less than the GWPS and the statistical analysis no longer indicates an SSL in this well.

Pursuant to § 257.96, an ACM was initiated for AP-1 in January 2019. An *Assessment of Corrective Measures Report – Plant Bowen Ash Pond 1 (AP-1)* (ACM Report) was subsequently prepared for AP-1 (Geosyntec, 2019b) and submitted to GA EPD in June 2019 and posted to the CCR compliance website in July 2019. In accordance with §

257.96(b), groundwater continues to be monitored at AP-1 under the assessment monitoring program while the ACM phase is implemented.

In support of the routine assessment monitoring program, the semiannual assessment monitoring event was conducted in January 2024. Due to suspect data for thallium reported for BGWC-43D, this well was resampled on April 3, 2024; the resample result is more consistent with historical values. The wells sampled and the dates the samples were collected at AP-1 during the semiannual reporting period are summarized in **Table 2**. Details of these events and analytical results are discussed in Section 3.

2.3 Additional Groundwater Evaluations

Supplemental groundwater samples were collected from the entire AP-1 detection and assessment well networks during the January 2024 event and were analyzed for major cations), major anions, iron, and manganese. The data were collected in support of evaluating the geochemical composition of the groundwater in conjunction with the ACM activities.

2.4 Assessment of Corrective Measures

To support remedial design and pilot study planning, a pre-design investigation (PDI) including a high-resolution site characterization and treatability study was initiated in June 2023. High-resolution site characterization activities continued during the semiannual reporting period to characterize and refine the proposed in-situ injection treatment area proximal to BGWC-22. Groundwater samples were collected from PT-02 and PT-03 during the January 2024 event and from BGWC-22, PT-02, and PT-03 on April 3, 2024, and May 22, 2024. The groundwater samples were analyzed for select Appendix IV constituents (boron and cobalt). The laboratory reports associated with the high-resolution site characterization activities are provided in **Appendix C** and the groundwater results for BGWC-22 are summarized in **Table 5**.

A laboratory treatability study is ongoing with groundwater samples and aquifer solid samples collected in December 2023 from wells BGWC-22 and BGWC-43D. Because the primary route of groundwater is secondary porosity features that coincide with the approximate screen interval of BGWC-43D, no aquifer solids were collected from the BGWC-43D location, and the treatability study is being conducted with groundwater only from BGWC-43D.

The results of the high-resolution site characterization and treatability study will be summarized under separate cover in a pilot study workplan.

3.0 SAMPLING METHODOLOGY AND ANALYSES

The following section presents a summary of the field sampling procedures that were implemented, and the groundwater sampling results that were obtained in connection with the assessment monitoring program conducted at AP-1 during the semiannual reporting period.

3.1 Groundwater and Surface Water Level Measurement

A synoptic round of depth-to-groundwater-level measurements were recorded from the AP-1 wells and piezometers during the January 2024 assessment monitoring event and used to calculate the corresponding groundwater elevations, which are presented in **Table 3**. The January 2024 elevations are generally representative of the groundwater elevations reported for prior monitoring events.

Surface water elevations were recorded along the Etowah River, Euharlee Creek, and General Service Water Pond (GSWP) using transducers installed at the locations indicated on **Figure 2**.

The groundwater and surface water elevation data were used to prepare a potentiometric surface map for the January 2024 event, which is presented on **Figure 3**. Groundwater flow pathways at the Site are expected to be influenced by solution features, fractures, and weathered zones in the upper bedrock. Interpretation of the potentiometric surface contours indicates that groundwater generally flows to the north, northwest, and west. A component of flow in the southernmost portion of AP-1 is to the south and west, likely due to groundwater mounding related to historical free water storage at the former recycle pond at the southern end of AP-1 (now decommissioned), the influence of which has reduced since closure activities began in 2021. Under post-closure conditions, the groundwater flow direction is anticipated to resemble the regional flow regime more closely (south to north).

3.2 Groundwater Gradient and Flow Velocity

The horizontal groundwater hydraulic gradients within the residuum and fractured and solutioned bedrock of the uppermost aquifer beneath AP-1 were calculated using groundwater elevation data recorded during the January 2024 gauging event, and along three main interpreted groundwater flow paths to account for changing flow directions underlying AP-1, as discussed in Section 3.1 (i.e., northwest, west, and south/southwest). Horizontal hydraulic gradients were calculated between the following well pairs: APPZ-

5R/BGWC-14A, APPZ-3R/BGWC-25, and BGWC-24/BGWC-40. The supporting calculations are presented in **Table 4**; the locations of the flow paths used in the calculations and associated potentiometric contour lines are shown on **Figure 3**. The calculated average hydraulic gradient along the northwest, west, and south/southwest flow paths for the semiannual reporting period are 0.012 feet per foot (ft/ft), 0.009 ft/ft, and 0.029 ft/ft, respectively.

Because of lithologic heterogeneity and anisotropic groundwater flow, groundwater velocity calculations using derivations of Darcy's Law, or other methods, may not capture the full range and distribution of flow velocities beneath and around AP-1 (Geosyntec, 2021c). Groundwater flow velocity calculations are provided as a general estimate of groundwater flow velocity at the site based on available information and assumptions described below.

The approximate horizontal flow velocities along the northwest, west, and south/southwest flow paths were calculated using the following derivative of Darcy's Law. The calculations are presented on **Table 4**.

$$V = \frac{K_h * i}{n_e}$$

Where:

V = Groundwater flow velocity $\left(\frac{feet}{day}\right)$

K_h = Horizontal Hydraulic Conductivity $\left(\frac{feet}{day}\right)$

i = Horizontal hydraulic gradient $\left(\frac{feet}{foot}\right) = \frac{h_1 - h_2}{L}$

h_1 and h_2 = Groundwater elevation at location 1 and 2

L = distance between location 1 and 2

n_e = Effective porosity

Groundwater flow in bedrock is controlled by secondary porosity features that are typically filled with residuum. Based on the range of hydraulic conductivity measurements from wells and piezometers screened in the upper bedrock at AP-1, flow velocities were calculated using: (i) the geometric mean and the highest of the observed

horizontal hydraulic conductivity (K_h) values as presented in the HAR Rev 3 (Geosyntec, 2021c); (ii) the average hydraulic gradients presented at the beginning of Section 3.2; and (iii) an estimated effective porosity (n_e) of 0.3 for the fractured and solutioned dolomite/limestone bedrock (Geosyntec, 2021c).

Horizontal hydraulic conductivity values measured for bedrock ranged from 3.0×10^{-2} to 33.0 feet per day (ft/day), with a geometric mean of 2.4 ft/day. Using the geometric mean K_h value of 2.4 ft/day for the bedrock, the calculated flow velocities along the northwest, west, and south/southwest flow paths are 0.10 ft/day, 0.07 ft/day, and 0.24 ft/day, respectively. Using the highest observed K_h in the bedrock of 33 ft/day, the calculated flow velocities along the northwest, west, and south/southwest flow paths are 1.34 ft/day, 1.02 ft/day, and 3.24 ft/day, respectively. This variability in calculated groundwater flow velocity is consistent with groundwater flow in dolomite/limestone bedrock controlled by secondary porosity features that are typically filled with residuum.

3.3 Groundwater Sampling Procedures

Groundwater samples were collected using low-flow sampling procedures in accordance with § 257.93(a). Purging and sampling was performed using dedicated bladder pumps with dedicated tubing, non-dedicated bladder pumps, and peristaltic pumps. For wells sampled with non-dedicated bladder and peristaltic pumps, the pump intake was lowered to the midpoint of the well screen (or as appropriate based on the groundwater level). Non-dedicated bladder pump and peristaltic pump samples were collected using new disposable polyethylene tubing; all non-dedicated tubing was disposed of following the sampling event. All non-disposable equipment was decontaminated before use and between well locations.

An in-situ water quality field meter (Aqua TROLL 400) was used to monitor and record field water quality parameters [i.e., pH, conductivity, dissolved oxygen (DO), temperature, and oxidation reduction potential (ORP)] during well purging to verify stabilization prior to sampling. Turbidity was monitored using a LaMotte 2020we (or similar) portable turbidity meter. Groundwater samples were collected once the following stabilization criteria were met:

- pH ± 0.1 standard units (s.u.).
- Conductivity ± 5%.

- ± 0.2 milligrams per liter (mg/L) or ± 10% (whichever is greater) for DO > 0.5 mg/L. No criterion applies if DO < 0.5 mg/L, record only.

- Turbidity measured less than 5 nephelometric turbidity units (NTU) or measured between 5 and 10 NTU following three hours of purging.

Following purging, and once stabilization was achieved, unfiltered samples were collected into appropriately preserved laboratory-supplied sample containers. Sample bottles were placed in ice-packed coolers and submitted to Pace Analytical Services, LLC (Pace Analytical) in Peachtree Corners, Georgia, following chain-of-custody protocol. The field sampling and equipment calibration forms generated during the semiannual reporting period are provided in **Appendix C**.

3.4 Laboratory Analyses

Laboratory analyses were performed by Pace Analytical, which is accredited by the National Environmental Laboratory Accreditation Program (NELAP). Pace Analytical maintains a NELAP certification for the Appendix III and Appendix IV constituents and the geochemical parameters analyzed for this project. Analytical methods used for groundwater sample analysis are listed in the analytical laboratory reports included in **Appendix C**. The groundwater results from the semiannual reporting period are summarized in **Table 5**.

3.5 Quality Assurance and Quality Control Summary

Quality assurance/quality control (QA/QC) samples were collected during the groundwater monitoring event at the minimum rate of one QA/QC sample per 10 groundwater samples and included the following: field duplicates, equipment blanks, and field blank samples. QA/QC samples were collected in appropriately preserved laboratory-provided sample containers and submitted under the same chain of custody as the primary samples for analysis of the same constituents by Pace Analytical.

In addition to collecting QA/QC samples, the data were validated based on the pertinent methods referenced in the laboratory reports, professional and technical judgment, and applicable federal and site-specific guidance documents (USEPA, 2011; USEPA, 2017). Where necessary, the data were qualified with supporting documentation and justifications. The validated data meet project objectives and the associated data validation reports are provided in **Appendix C**, along with the laboratory reports.

4.0 STATISTICAL ANALYSIS

The following section summarizes the statistical analysis of Appendix III groundwater monitoring data performed pursuant to § 257.93. In addition, pursuant to § 257.95(d)(2), Georgia Power established GWPS for the Appendix IV constituents and completed statistical analyses of the Appendix IV groundwater monitoring data obtained during the semiannual reporting period. The data were analyzed by Groundwater Stats Consulting (GSC); the reports generated from the analyses are provided in **Appendix D**.

4.1 Statistical Methods

Groundwater data from the semiannual reporting period were statistically analyzed in accordance with the Professional Engineer-certified (PE-certified) Statistical Analysis Method Certification (October 2017, revised January 2020) (Anchor QEA, 2017; Geosyntec, 2020). The Sanitas groundwater statistical software was used to perform the statistical analyses. Sanitas is a decision-support software package that incorporates the statistical tests required of Subtitle C and D facilities by USEPA regulations and guidance as recommended in the USEPA document *Statistical Analysis of Groundwater Data at RCRA Facilities Unified Guidance* (Unified Guidance) (USEPA, 2009).

Appendix III statistical analysis was performed to assess if Appendix III constituents have returned to background levels. Appendix IV constituents were evaluated to assess if concentrations statistically exceeded the established state and federal GWPS. Detailed statistical methods used for Appendix III and Appendix IV constituents are discussed in the statistical analysis reports provided in **Appendix D** and summarized in Sections 4.1.1 and 4.1.2. The GWPS were finalized pursuant to § 257.95(d)(2) and presented in **Table 6**.

4.1.1 Appendix III Statistical Methods

Based on guidance from GA EPD, statistical tests used to evaluate the groundwater monitoring data consist of interwell prediction limits (PLs) combined with a 1-of-2 verification resample plan for each of the Appendix III constituents. Interwell PLs pool upgradient well data to establish a background limit for an individual constituent, and the most recent sample from each downgradient well is compared to the same limit for each constituent to assess whether there are SSIs. An "initial exceedance" occurs when an Appendix III constituent reported in the groundwater of a downgradient detection monitoring well exceeds the constituent's associated PL. The 1-of-2 resample plan allows for collection of an independent resample. A confirmed exceedance is noted only

when the resample confirms the initial exceedance by also exceeding the statistical limit. If the resample falls within its respective PL, no exceedance is declared.

4.1.2 Appendix IV Statistical Methods

To statistically compare groundwater data to GWPS, confidence intervals are constructed for each of the detected Appendix IV constituents in each downgradient detection and assessment monitoring well with a minimum of four samples. In accordance with Section 21.1.1 of the Unified Guidance (USEPA, 2009), four independent data are the minimum population size recommended to construct confidence intervals required to assess SSLs for Appendix IV constituents. Due to previous non-routine (or ACM investigation) sampling, some Appendix IV constituents at a well location have differing number of analytical data points.

The confidence intervals are compared to the GWPS. Only when the entire confidence interval is above a GWPS is the well/constituent pair considered to exceed its GWPS. If a confidence interval exceeds a GWPS, an SSL exceedance is identified.

USEPA revised the federal CCR Rule on July 30, 2018, updating GWPS for cobalt, lead, lithium, and molybdenum. As described in § 257.95(h)(1-3), the GWPS is defined by the below criteria. These criteria were adopted into the GA EPD Rules for Solid Waste Management 391-3-4-.10 on February 22, 2022.

(1) The maximum contaminant level (MCL) established under § 141.62 and § 141.66.

(2) Where an MCL has not been established:

  (i) Cobalt 0.006 mg/L;

  (ii) Lead 0.015 mg/L;

  (iii) Lithium 0.04 mg/L; and

  (iv) Molybdenum 0.1 mg/L.

(3) Background levels for constituents where the background level is higher than the MCL or rule-specified GWPS.

Following the above requirements, GWPS have been established for statistical comparison of Appendix IV constituents and are presented in **Table 6**.

4.2 Statistical Analyses Results

Based on review of the Appendix III statistical analysis discussion presented in **Appendix D**, groundwater conditions have not returned to background and assessment monitoring should continue. Based on the statistical analysis of Appendix IV constituents, select Appendix IV constituents exceeded the GWPS during the semiannual reporting period:

4.2.1 January 2024 Data

- Arsenic: BGWC-34D
- Cobalt: BGWC-16, BGWC-22
- Molybdenum: BGWC-43D

Wells with SSLs were further evaluated using the Sen's Slope/Mann Kendall trend test (**Appendix D**). A statistically significant increasing trend of cobalt was identified in BGWC-16 and BGWC-22 during this reporting period. No statistically significant trends were identified for arsenic in BGWC-34D and molybdenum in BGWC-43D.

4.2.2 Summary of Statistical Analyses

The SSLs identified for the semiannual reporting period are generally consistent with the 2023 annual reporting period, with the following exceptions:

- The SSL of cobalt in BGWC-16 was first identified after the January 2024 semiannual event.
- The arsenic SSL in BGWC-34D is addressed with the ASD submitted with the *2020 Annual Groundwater Monitoring and Corrective Action Report* (Geosyntec, 2021a) and approved by GA EPD on August 18, 2021, as explained in Section 5 below.

5.0 NATURE AND EXTENT

Based on the groundwater data presented herein, the SSL of cobalt associated with BGWC-22 is horizontally and vertically delineated to below the GWPS as calculated by confidence intervals (statistical analysis) prepared for assessment wells BGWC-32 and BGWC-35D, respectively. Similarly, the SSL of molybdenum identified in BGWC-43D is horizontally and vertically delineated by BGWC-50D and BGWC-49D, respectively. The cobalt SSL associated with BGWC-16 will be horizontally delineated by collecting groundwater samples from existing piezometer PZ-7 beginning with the August 2024 semiannual assessment monitoring event. Vertical delineation may require the installation of an additional well and is currently under evaluation. Based on groundwater data collected from PZ-7 in three supplemental groundwater sampling events in April 2022, August 2022, and February 2023 (Geosyntec, 2023a and 2023b), the SSL of cobalt associated with BGWC-16 is expected to be delineated to within the property boundary. PZ-7 is a piezometer directly west of BGWC-16 and measured cobalt as non-detect in the three supplemental groundwater samples. The groundwater data from the January 2024 semiannual assessment monitoring event was used to generate the cobalt and molybdenum iso-concentration maps presented on **Figures 4** and **5**.

Georgia Power will continue to monitor the assessment wells and adaptively manage the Site as new data become available.

5.1 Alternate Source Demonstration

An ASD was prepared and submitted to GA EPD on January 29, 2021, to address the SSL of arsenic in assessment well BGWC-34D (Geosyntec, 2021b). The ASD presented multiple lines of evidence that the arsenic groundwater concentrations detected in BGWC-34D are not associated with a release from AP-1 but are instead caused by a natural source of arsenic in the site-specific rock formation. The arsenic ASD was approved by GA EPD on August 18, 2021.

A second ASD was prepared and submitted to GA EPD on May 1, 2023, to address the arsenic SSL reported for BGWC-37D in the July/August 2022 semiannual event (Geosyntec, 2023d). The ASD presented multiple lines of evidence that the SSL of arsenic is not associated with a release from AP-1 but is instead caused by an error in statistical evaluation. An addendum was submitted on March 20, 2024, which provided additional evidence for an error in statistical evaluation. The ASD addendum is provided in **Appendix E**. Furthermore, the concentration of arsenic was below the GWPS during

the last three semiannual assessment monitoring events (January 2023, August 2023, and January 2024).

6.0 MONITORING PROGRAM STATUS

6.1 Assessment Monitoring Status

Pursuant to § 257.96(b), Georgia Power will continue to monitor the groundwater at AP-1 in accordance with the assessment monitoring program regulations of § 257.95 while ACM efforts are implemented to address SSL concentrations of cobalt and molybdenum in select AP-1 wells. Pursuant to § 257.95(g)(1)(iv), the additional assessment wells will continue to be sampled as part of the ongoing assessment groundwater monitoring program.

6.2 Assessment of Corrective Measures

A *Draft Remedy Selection Repor*t was submitted to GA EPD on February 28, 2023 (Geosyntec, 2023c, GEOS ID 739305). A revision to the *Draft Remedy Selection Report* was submitted on July 5, 2024 (Geosyntec, 2024, GEOS ID 854212). The *Draft Remedy Selection Report* was submitted under separate cover and is currently being reviewed by GA EPD. The report summarizes:

- The current groundwater conceptual site model applicable to evaluating groundwater corrective measures proposed in the ACM Report (Geosyntec, 2019b);

- An evaluation of each corrective measure retained for further consideration following the completed investigations; and

- An evaluation of corrective measure options using the comparative criteria such as long- and short-term effectiveness and protectiveness, source control effectiveness, and ease of implementation. The *Draft Remedy Selection Report* presents geochemical approaches (in-situ injections) coupled with monitored natural attenuation as the proposed groundwater remedy for AP-1.

In the interim of GA EPD's review of the *Draft Remedy Selection Report*, Georgia Power initiated a PDI in June 2023 to characterize and refine the proposed in-situ injection treatment area proximal to BGWC-22. Data collected during the PDI will inform the injection pilot study and support remedy selection. Georgia Power will submit a pilot study workplan to GA EPD that summarizes the PDI results and any additional data to support corrective action design. Updates concerning the pilot study and any additional

data to support corrective action design will be reported to GA EPD as brief summaries included as part of semiannual groundwater monitoring and corrective action reporting.

7.0 CONCLUSIONS AND FUTURE ACTIONS

This *2024 Semiannual Groundwater Monitoring and Corrective Action Report* for Plant Bowen AP-1 was prepared to fulfill the requirements of the federal CCR Rule and GA EPD Rules for Solid Waste Management 391-3-4-.10. Statistical analyses of the groundwater monitoring data for AP-1 for the semiannual reporting period identified the continued presence of SSLs of arsenic in BGWC-34D, cobalt in BGWC-22, and molybdenum in BGWC-43D, as well as a new cobalt SSL in BGWC-16. Based on the most current groundwater quality, the SSLs in BGWC-34D, BGWC-22, and BGWC-43D are vertically and horizontally delineated to below their respective GWPS within the property boundary, or resolved with a previously approved ASD (Geosyntec, 2021b). The cobalt SSL in BGWC-16 will be horizontally delineated with existing piezometer PZ-7. Vertical delineation may require the installation of an additional well and is currently under evaluation.

Georgia Power will continue to monitor AP-1 groundwater under the assessment monitoring program as aspects of the ACM program are implemented to address the Appendix IV SSLs. A *Draft Remedy Selection Report*, which summarizes the evaluation and proposed selection of a corrective measure, or measures, was submitted to GA EPD in February 2023 with revisions provided on July 5, 2024 (Geosyntec, 2023c, GEOS ID 739305; Geosyntec 2024, GEOS ID 854212). The next routine semiannual assessment monitoring event for AP-1 is tentatively scheduled for August 2024. Progress made regarding the corrective action design evaluation will be documented in the next groundwater monitoring and corrective action report.

8.0 REFERENCES

Anchor QEA, 2017. Statistical Analysis Method Certification – 40 C.F.R. § 257.93(f) – Plant Bowen Ash Pond (AP-1) – Georgia Power Company. October 2017.

Anchor QEA, 2018. 2017 Annual Groundwater Monitoring and Corrective Action Report – Plant Bowen Ash Pond 1 (AP-1). January 2018.

Geosyntec, 2019a. 2018 Annual Groundwater Monitoring and Corrective Action Report – Plant Bowen Ash Pond 1 (AP-1). January 2019.

Geosyntec, 2019b. Assessment of Corrective Measures Report – Plant Bowen Ash Pond 1 (AP-1). June 2019.

Geosyntec, 2020. Statistical Analysis Method Certification (REV 01) – Georgia Rule 391-3-4-.10(6) and 40 CFR § 257.93(f) – Plant Bowen Ash Pond 1 – Georgia Power Company. January 2020.

Geosyntec, 2021a. 2020 Annual Groundwater Monitoring and Corrective Action Report – Plant Bowen Ash Pond 1 (AP-1). January 2021.

Geosyntec, 2021b. Alternate Source Demonstration – Arsenic, Plant Bowen – Ash Pond 1 (AP-1). January 2021.

Geosyntec, 2021c. Hydrogeologic Assessment Report (Revision 3) Ash Pond 1 Plant Bowen. June 2021.

Geosyntec, 2023a. 2022 Annual Groundwater Monitoring and Corrective Action Report – Plant Bowen Ash Pond 1 (AP-1). January 2023.

Geosyntec, 2023b. 2023 Semiannual Groundwater Monitoring and Corrective Action Report – Plant Bowen Ash Pond 1 (AP-1). August 2023.

Geosyntec, 2023c. Draft Remedy Selection Report, Georgia Power Company, Plant Bowen Ash Pond 1 (AP-1). February 2023.

Geosyntec, 2023d. Alternate Source Demonstration – Arsenic, Plant Bowen – Ash Pond 1 (AP-1). May 2023.

Geosyntec, 2024. Draft Remedy Selection Report, Georgia Power Company, Plant Bowen Ash Pond 1 (AP-1). July 2024.

Lawton, D.E., Marsalis, W.E., and others (1976). Geologic Map of Georgia: Georgia Geological Survey, scale = 1: 500,000. 1976.

Sanitas: Groundwater Statistical Software, v. 9.6.26, 2018. Sanitas Technologies©, Boulder, Colorado.

USEPA, 2009. *Statistical Analysis of Groundwater Monitoring Data at RCRA Facilities, Unified Guidance*. Office of Resource Conservation and Recovery – Program Implementation and Information Division. March 2009.

USEPA, 2011. *Region IV Data Validation Standard Operating Procedures.* Science and Ecosystem Support Division. Region IV. Athens, GA. September 2011.

USEPA, 2017. *National Functional Guidelines for Inorganic Superfund Methods Data Review*. Office of Superfund Remediation and Technology Innovation. OLEM 9355.0-135 [EPA-540-R-2017-001]. Washington, DC. January 2017.

TABLES

Table 1
Monitoring Well Network Summary
Plant Bowen AP-1, Bartow County, Georgia

Well ID	Hydraulic Location	Installation Date	Northing [1]	Easting [1]	Ground Surface Elevation (ft)	Top of Casing Elevation [2] (ft)	Top of Screen Elevation [2] (ft)	Bottom of Screen Elevation [2] (ft)	Well Depth (ft BTOC) [3]	Screen Interval Length
Detection Monitoring Well										
BGWA-2	Upgradient	10/29/2015	1499374.18	2068599.59	727.00	729.69	650.49	640.49	89.40	10
BGWA-29	Upgradient	8/7/2016	1498283.04	2066362.32	718.84	721.38	632.88	622.88	98.80	10
BGWA-33	Upgradient	7/10/2018	1497972.13	2064876.80	740.50	743.25	672.80	662.80	80.75	10
BGWA-47D	Upgradient	5/13/2020	1499377.79	2068612.48	726.93	729.61	585.90	575.90	154.04	10
BGWA-48D	Upgradient	5/16/2020	1499380.09	2068623.31	726.64	729.38	544.97	534.97	194.74	10
BGWC-7	Downgradient	10/1/2015	1504711.59	2066801.40	702.49	705.38	625.18	615.18	90.50	10
BGWC-8	Downgradient	11/18/2015	1504671.82	2066929.46	703.71	706.43	636.83	626.83	79.90	10
BGWC-9	Downgradient	11/13/2015	1504909.12	2066143.27	689.18	691.93	638.33	628.33	63.90	10
BGWC-10	Downgradient	10/7/2015	1505033.22	2066081.09	683.39	686.06	633.66	623.66	62.70	10
BGWC-12	Downgradient	10/21/2015	1505279.88	2065908.56	691.71	694.41	626.01	616.01	78.70	10
BGWC-14A	Downgradient	5/4/2020	1505398.54	2065015.98	715.57	718.33	629.57	619.57	98.76	10
BGWC-16	Downgradient	11/12/2015	1504656.42	2064247.67	671.65	674.31	635.31	625.31	49.30	10
BGWC-17	Downgradient	11/17/2015	1504432.00	2064259.38	671.25	673.65	615.35	605.35	68.60	10
BGWC-18	Downgradient	10/13/2015	1504118.73	2064257.00	670.32	672.88	645.08	635.08	38.10	10
BGWC-19	Downgradient	10/12/2015	1503742.25	2064244.66	671.04	673.61	628.91	618.91	55.00	10
BGWC-20	Downgradient	10/9/2015	1503367.73	2064259.55	672.29	675.14	635.14	625.14	50.30	10
BGWC-21	Downgradient	3/2/2016	1501627.51	2064348.09	688.53	691.33	648.83	638.63	53.10	10
BGWC-22	Downgradient	10/8/2015	1501323.76	2064358.05	692.64	695.50	662.60	652.60	43.20	10
BGWC-23	Downgradient	10/15/2015	1501000.57	2064350.17	693.16	695.50	654.30	644.30	51.50	10
BGWC-24	Downgradient	10/27/2015	1500621.22	2065032.84	699.46	702.27	646.27	636.27	66.30	10
BGWC-25	Downgradient	3/3/2016	1502292.73	2064244.10	677.60	680.47	632.87	622.87	57.90	10
BGWC-30	Downgradient	1/4/2017	1499815.93	2066395.86	698.39	701.06	651.58	641.58	59.78	10
BGWC-51	Downgradient	1/22/2021	1500270.09	2065455.80	708.99	711.49	654.57	644.57	67.25	10
BGWC-52	Downgradient	1/21/2021	1500156.97	2065764.13	707.77	710.75	638.88	628.88	82.20	10
Assessment Monitoring Well										
BGWA-6	Downgradient	11/6/2015	1499262.01	2065797.30	714.49	716.93	663.93	653.93	63.30	10
BGWC-31	Downgradient	7/17/2018	1503497.94	2064022.71	668.12	670.54	629.45	619.45	51.42	10
BGWC-32	Downgradient	7/18/2018	1501252.25	2064184.30	696.36	699.36	658.50	648.50	51.19	10
BGWC-34D	Downgradient	7/13/2018	1503356.51	2064257.95	672.25	675.17	606.07	596.07	79.43	10
BGWC-35D	Downgradient	7/12/2018	1501312.20	2064358.63	693.13	695.73	625.47	615.47	80.59	10
BGWC-36D	Downgradient	7/2/2018	1499807.51	2066415.10	698.07	701.01	614.89	604.89	96.45	10
BGWC-37D	Downgradient	4/25/2019	1501293.16	2064362.70	693.50	696.05	595.83	585.83	110.55	10
BGWC-38D	Downgradient	4/18/2019	1499802.36	2066430.17	697.52	700.34	584.86	574.86	125.81	10
BGWC-39	Downgradient	12/6/2019	1501241.94	2064095.41	676.58	679.12	661.91	651.91	27.54	10
BGWC-40	Downgradient	12/3/2019	1500589.93	2064317.38	687.12	689.59	635.45	625.45	64.47	10
BGWC-41D	Downgradient	4/27/2020	1501255.96	2064096.23	676.43	679.12	631.76	621.76	57.69	10
BGWC-42D	Downgradient	5/3/2020	1501280.52	2064365.25	693.98	696.90	553.31	543.31	153.92	10
BGWC-43D	Downgradient	4/24/2020	1499796.86	2066444.37	697.29	700.10	544.62	534.62	165.81	10
BGWC-44D	Downgradient	4/22/2020	1499265.15	2065811.06	714.65	717.30	584.99	574.99	142.64	10
BGWC-49D	Downgradient	2/23/2021	1499790.13	2066461.96	696.95	699.75	398.95	388.95	311.13	10
BGWC-50D	Downgradient	3/19/2021	1499269.15	2065781.87	714.68	717.43	544.68	534.68	183.09	10

Table 1
Monitoring Well Network Summary
Plant Bowen AP-1, Bartow County, Georgia

Well ID	Hydraulic Location	Installation Date	Northing [1]	Easting [1]	Ground Surface Elevation (ft)	Top of Casing Elevation [2] (ft)	Top of Screen Elevation [2] (ft)	Bottom of Screen Elevation [2] (ft)	Well Depth (ft BTOC) [3]	Screen Interval Length
Piezometer										
BGWA-1	Downgradient	11/17/2015	1499101.23	2067205.48	718.33	720.90	672.00	662.00	59.20	10
BGWA-3	Downgradient	11/5/2015	1499420.87	2065185.74	721.80	724.28	645.08	635.08	89.50	10
BGWA-4	Downgradient	3/4/2016	1499485.38	2064697.89	726.05	728.67	660.37	650.37	78.60	10
BGWA-5	Downgradient	11/3/2015	1499434.58	2065421.43	718.53	720.92	661.52	651.52	69.70	10
BGWC-11	Downgradient	10/16/2015	1504998.94	2066093.83	683.91	686.50	619.20	609.20	77.60	10
BGWC-13	Downgradient	10/21/2015	1505435.29	2065251.21	714.77	717.43	653.83	643.83	73.90	10
BGWC-15	Downgradient	10/20/2015	1505278.19	2064732.18	715.39	717.92	654.52	644.52	73.70	10
BGWA-26	Downgradient	8/5/2016	1498697.63	2064189.94	726.09	728.65	663.55	653.55	75.40	10
BGWA-27	Downgradient	8/6/2016	1498719.14	2064387.54	732.50	735.25	652.05	642.05	93.50	10
BGWA-28	Downgradient	8/7/2016	1498749.21	2064577.55	734.88	737.45	661.35	651.35	86.40	10
PT-02	Downgradient	7/25/2023	1501336.13	2064340.03	692.06	694.95	661.63	651.63	43.65	10
PT-03	Downgradient	12/15/2023	1501296.82	2064344.95	693.05	696.05	663.24	653.24	43.14	10
PZ-1	Downgradient	6/23/2016	1505600.54	2066844.10	675.35	677.87	630.65	620.65	57.52	10
PZ-2	Downgradient	6/24/2016	1503856.86	2062938.81	665.92	668.25	649.22	639.22	30.20	10
PZ-3	Downgradient	6/22/2016	1505723.97	2066071.08	705.34	707.97	658.64	648.64	59.60	10
PZ-4	Downgradient	6/23/2016	1505788.58	2064316.61	715.96	718.74	669.26	659.26	59.78	10
PZ-5	Downgradient	12/4/2019	1499885.63	2063961.22	697.23	700.12	650.53	640.53	59.89	10
PZ-6	Downgradient	12/8/2019	1500379.48	2063242.81	675.50	678.32	650.80	640.80	37.82	10
PZ-7	Downgradient	3/9/2022	1504679.33	2064125.75	672.43	675.51	636.54	626.54	49.30	10
PZ-8	Downgradient	3/9/2022	1504818.66	2064241.49	677.75	680.72	641.74	631.74	49.31	10

Notes:
ft = feet
ft BTOC = feet below top of casing
(1) Coordinates in North American Datum (NAD) 1983, State Plane, Georgia-West, feet. Survey completed by GEL Solutions obtained June 10, 2020. Survey for wells BGWC-51 and BGWC-52 was obtained January 28, 2021. Survey for wells BGWC-49D and BGWC-50D was obtained March 25, 2021. Survey for wells PZ-7 and PZ-8 was obtained April 11, 2022. Survey for well PT-02 obtained November 20, 2023. Survey for well PT-03 obtained December 21, 2023.
(2) Elevations referenced to the North American Vertical Datum of 1988 (NAVD88). Survey completed by GEL Solutions obtained June 10, 2020. Survey for wells BGWC-51 and BGWC-52 was obtained January 28, 2021. Survey for wells BGWC-49D and BGWC-50D was obtained March 25, 2021. Survey for wells PZ-7 and PZ-8 was obtained April 11, 2022. Survey for well PT-02 obtained November 20, 2023. Survey for well PT-03 obtained December 21, 2023.
(3) Total well depth accounts for sump if data provided on well construction logs.

Table 2
Groundwater Sampling Event Summary
Plant Bowen AP-1, Bartow County, Georgia

Well ID	Hydraulic Location	January 30 - February 8, 2024	April 3, 2024	May 22, 2024	Status of Monitoring Well
Purpose of Sampling Event:		**Semiannual**	**Supplemental**	**Supplemental**	
Detection Monitoring Well					
BGWA-2	Upgradient	X	--	--	Assessment
BGWA-29	Upgradient	X	--	--	Assessment
BGWA-33	Upgradient	X	--	--	Assessment
BGWA-47D	Upgradient	X	--	--	Assessment
BGWA-48D	Upgradient	X	--	--	Assessment
BGWC-7	Downgradient	X	--	--	Assessment
BGWC-8	Downgradient	X	--	--	Assessment
BGWC-9	Downgradient	X	--	--	Assessment
BGWC-10	Downgradient	X	--	--	Assessment
BGWC-12	Downgradient	X	--	--	Assessment
BGWC-14A	Downgradient	X	--	--	Assessment
BGWC-16	Downgradient	X	--	--	Assessment
BGWC-17	Downgradient	X	--	--	Assessment
BGWC-18	Downgradient	X	--	--	Assessment
BGWC-19	Downgradient	X	--	--	Assessment
BGWC-20	Downgradient	X	--	--	Assessment
BGWC-21	Downgradient	X	--	--	Assessment
BGWC-22	Downgradient	X	X	X	Assessment
BGWC-23	Downgradient	X	--	--	Assessment
BGWC-24	Downgradient	X	--	--	Assessment
BGWC-25	Downgradient	X	--	--	Assessment
BGWC-30	Downgradient	X	--	--	Assessment
BGWC-51	Downgradient	X	--	--	Assessment
BGWC-52	Downgradient	X	--	--	Assessment
Assessment Monitoring Well					
BGWA-6	Downgradient	X	--	--	Assessment
BGWC-31	Downgradient	X	--	--	Assessment
BGWC-32	Downgradient	X	--	--	Assessment
BGWC-34D	Downgradient	X	--	--	Assessment
BGWC-35D	Downgradient	X	--	--	Assessment
BGWC-36D	Downgradient	X	--	--	Assessment
BGWC-37D	Downgradient	X	--	--	Assessment
BGWC-38D	Downgradient	X	--	--	Assessment
BGWC-39	Downgradient	X	--	--	Assessment
BGWC-40	Downgradient	X	--	--	Assessment
BGWC-41D	Downgradient	X	--	--	Assessment
BGWC-42D	Downgradient	X	--	--	Assessment
BGWC-43D	Downgradient	X	X	--	Assessment
BGWC-44D	Downgradient	X	--	--	Assessment
BGWC-49D	Downgradient	X	--	--	Assessment
BGWC-50D	Downgradient	X	--	--	Assessment

Table 3
Summary of Groundwater and Surface Water Elevations
Plant Bowen AP-1, Bartow County, Georgia

Well ID	Top of Casing Elevation [(1)] (ft)	January 29, 2024	
		Depth to Water (ft BTOC)	Groundwater Elevation [(1)] (ft)
Detection Monitoring Well			
BGWA-2	729.69	55.27	674.42
BGWA-29	721.38	69.76	651.62
BGWA-33	743.25	76.87	666.38
BGWA-47D	729.61	55.25	674.36
BGWA-48D	729.38	55.29	674.09
BGWC-7	705.38	39.38	666.00
BGWC-8	706.43	39.37	667.06
BGWC-9	691.93	22.31	669.62
BGWC-10	686.06	20.31	665.75
BGWC-12	694.41	33.03	661.38
BGWC-14A	718.33	69.65	648.68
BGWC-16	674.31	11.91	662.40
BGWC-17	673.65	10.81	662.84
BGWC-18	672.88	7.51	665.37
BGWC-19	673.61	8.69	664.92
BGWC-20	675.14	12.71	662.43
BGWC-21	691.33	17.25	674.08
BGWC-22	695.50	27.14	668.36
BGWC-23	695.50	31.43	664.07
BGWC-24	702.27	12.39	689.88
BGWC-25	680.47	16.94	663.53
BGWC-30	701.06	28.24	672.82
BGWC-51	711.49	37.07	674.42
BGWC-52	710.75	34.28	676.47
Assessment Monitoring Well			
BGWA-6	716.93	45.55	671.38
BGWC-31	670.54	13.09	657.45
BGWC-32	699.36	34.80	664.56
BGWC-34D	675.17	12.51	662.66
BGWC-35D	695.73	31.41	664.32
BGWC-36D	701.01	28.39	672.62
BGWC-37D	696.05	31.68	664.37
BGWC-38D	700.34	27.73	672.61
BGWC-39	679.12	19.19	659.93
BGWC-40	689.59	22.40	667.19
BGWC-41D	679.12	18.87	660.25
BGWC-42D	696.90	32.50	664.40
BGWC-43D	700.10	27.52	672.58
BGWC-44D	717.30	45.63	671.67
BGWC-49D	699.75	27.61	672.14
BGWC-50D	717.43	46.99	670.44

Table 3
Summary of Groundwater and Surface Water Elevations
Plant Bowen AP-1, Bartow County, Georgia

Well ID	Top of Casing Elevation [1] (ft)	January 29, 2024	
		Depth to Water (ft BTOC)	Groundwater Elevation [1] (ft)
Piezometer			
BGWA-1	720.90	47.33	673.57
BGWA-3	724.28	54.30	669.98
BGWA-4	728.67	58.35	670.32
BGWA-5	720.92	50.29	670.63
BGWC-11	686.50	16.77	669.73
BGWC-13	717.43	67.52	649.91
BGWC-15	717.92	68.85	649.07
BGWA-26	728.65	60.84	667.81
BGWA-27	735.25	67.46	667.79
BGWA-28	737.45	69.76	667.69
PT-02	694.95	26.32	668.63
PT-03	696.05	28.30	667.75
PZ-1	677.87	27.00	650.87
PZ-2	668.25	12.84	655.41
PZ-3	707.97	60.19	647.78
PZ-4	718.74	59.00	659.74
PZ-5	700.12	30.85	669.27
PZ-6	678.32	12.82	665.50
PZ-7	675.51	16.60	658.91
PZ-8	680.72	22.22	658.50
APPZ-3R [2]	723.25	48.26	674.99
APPZ-5R [2]	781.01	119.20	661.81
MW-108 [2]	715.27	42.21	673.06
MW-4A [2]	715.08	48.82	666.26
Surface Water [3]			
Etowah River	-	-	649.85
Euharlee Creek	677.19	-	656.82
General Service Water Pond	-	-	705.87

Notes:
- = Not applicable
ft = feet
ft BTOC = feet below top of casing
(1) Elevations referenced to the North American Vertical Datum of 1988 (NAVD88). Survey completed by GEL Solutions obtained June 10, 2020. Survey for wells BGWC-51 and BGWC-52 was obtained January 28, 2021. Survey for wells BGWC-49D and BGWC-50D was obtained March 25, 2021. Survey for piezometers PZ-7 and PZ-8 was obtained April 7, 2022. Survey for well PT-02 obtained November 20, 2023. Survey for well PT-03 obtained December 21, 2023. Survey completed by Gunnin Land Surveying for piezometer Euharlee Creek was obtained March 10, 2023.
(2) Piezometers APPZ-3R, APPZ-5R, MW-108, and MW-4A are not part of the monitoring well network. These piezometers are gauged on a routine basis to supplement data for groundwater contour development.
(3) Surface water elevations of Etowah River, Euharlee Creek, and General Service Water Pond are recorded using In-Situ® Instruments, Inc.'s Win-Situ® or HydroVu® reporting software and Level Troll 500® pressure transducers. The transducer that recorded data for Euharlee Creek is located in a tributary with surface elevations representative of Euharlee Creek conditions.

Table 4
Horizontal Groundwater Gradient and Flow Velocity Calculations
Plant Bowen AP-1, Bartow County, Georgia

	January 29, 2024				
Flow Path Direction [1]	**h_1 (ft)**	**h_2 (ft)**	**L (ft)**	**i (ft/ft)**	**Average i (ft/ft)**
Northwest Flow Path (APPZ-5R to BGWC-14A)	661.81	648.68	1,080	0.012	0.012
West Flow Path (APPZ-3R to BGWC-25)	674.99	663.53	1,230	0.009	0.009
South/Southwest Flow Path (BGWC-24 to BGWC-40)	689.88	667.19	770	0.029	0.029

Flow Path Direction [1]	**Geometric Mean K_h (ft/day)**	**Maximum K_h (ft/day)**	**n_e**	**Average i (ft/ft)**	**V with Geometric Mean K_h (ft/day)[2]**	**Maximum V (ft/day)[2]**
Northwest Flow Path (APPZ-5R to BGWC-14A)	2.4	33	0.3	0.012	0.10	1.34
West Flow Path (APPZ-3R to BGWC-25)	2.4	33	0.3	0.009	0.07	1.02
South/Southwest Flow Path (BGWC-24 to BGWC-40)	2.4	33	0.3	0.029	0.24	3.24

Notes:
ft = feet
ft/day = feet per day
ft/ft = feet per foot
h_1 and h_2 = groundwater elevation at location 1 and 2
$i = h_1-h_2/L$ = horizontal hydraulic gradient
K_h = horizontal hydraulic conductivity
L = distance between location 1 and 2 along the flow path
n_e = effective porosity
V = groundwater flow velocity
(1) Flow path direction relative to the orientation of AP-1 and illustrated on Figure 3 of associated report.
(2) Groundwater flow velocity equation: $V = [K_h * i] / n_e$

Table 5
Summary of Groundwater Analytical Data
Plant Bowen AP-1, Bartow County, Georgia

	Well ID:	BGWA-2	BGWA-29	BGWA-33	BGWA-47D	BGWA-48D	BGWC-7	BGWC-8	BGWC-9	BGWC-10	BGWC-12	BGWC-14A	BGWC-16	BGWC-17	BGWC-18	BGWC-19	BGWC-20	BGWC-21
	Sample Date:	2/8/2024	2/5/2024	2/7/2024	1/31/2024	1/31/2024	2/2/2024	2/1/2024	2/1/2024	2/1/2024	2/1/2024	2/1/2024	2/1/2024	2/1/2024	2/2/2024	2/2/2024	2/5/2024	2/5/2024
	Parameter [1,2]																	
APPENDIX III	Boron	0.022 J	<0.012	0.016 J	0.023 J	0.024 J	0.85	0.040 J	0.48	0.51	1.6	1.7	2.2	1.2	0.41	0.22	5.9	0.039 J
	Calcium	48.6	20.5	107	102	38.7	119	39.9	60.1	62.8	194	177	203	79.9	44.9	51.7	309	45.9
	Chloride	3.2	1.1	2.3	4.7	7.3	6.5	1.5	9.3	30.1	14.2	17.3	18.5	41.8	5.3	3.5	140	5.2
	Fluoride	<0.050	<0.050	0.054 J	0.050 J	0.082 J	0.15	0.051 J	0.074 J	0.051 J	0.071 J	0.066 J	0.072 J	0.12	<0.050	0.069 J	0.056 J	<0.050
	pH [3]	7.01	7.62	6.57	6.69	7.38	6.89	6.98	7.01	7.23	6.46	6.85	6.51	6.87	5.77	6.29	7.25	6.90
	Sulfate	13.8	1.3	23.0	69.1	54.2	181	21.4	78.0	96.9	495	483	551	132	57.9	48.2	649	50.7
	TDS	221	111	421	411	324	598	202	339	391	1,150	1,040	1,090	445	220	237	1,490	267
APPENDIX IV	Antimony	0.0012 J	<0.00054	<0.00054	<0.00054	0.0010 J	<0.00054	<0.00054	<0.00054	<0.00054	<0.00054	<0.00054	<0.00054	<0.00054	<0.00054	<0.00054	<0.00054	<0.00054
	Arsenic	<0.00084	<0.00084	0.0069	<0.00084	0.0038 J	0.0015 J	<0.00084	0.0012 J	0.0060	<0.00084	<0.00084	0.0011 J	<0.00084	<0.00084	0.00086 J	0.0011 J	<0.00084
	Barium	0.11	0.011	0.058	0.054	0.052	0.023	0.027	0.027	0.038	0.055	0.034	0.032	0.017	0.027	0.028	0.034	0.027
	Beryllium	<0.000094	<0.000094	<0.000094	<0.000094	<0.000094	<0.000094	<0.000094	<0.000094	<0.000094	<0.000094	<0.000094	0.00022 J	<0.000094	<0.000094	<0.000094	<0.000094	<0.000094
	Cadmium	<0.00010	<0.00010	<0.00010	<0.00010	<0.00010	<0.00010	<0.00010	<0.00010	<0.00010	<0.00010	0.00050	0.0024	0.00023 J	<0.00010	<0.00010	<0.00010	<0.00010
	Chromium	<0.0019	<0.0019	<0.0019	<0.0019	<0.0019	<0.0019	<0.0019	<0.0019	<0.0019	<0.0019	<0.0019	<0.0019	<0.0019	<0.0019	<0.0019	<0.0019	<0.0019
	Cobalt	<0.00032	<0.00032	0.00095 J	<0.00032	<0.00032	0.00045 J	<0.00032	<0.00032	0.00040 J	0.00036 J	0.0014 J	0.011	<0.00032	<0.00032	<0.00032	0.00034 J	0.0030 J
	Fluoride	<0.050	<0.050	0.054 J	0.050 J	0.082 J	0.15	0.051 J	0.074 J	0.051 J	0.071 J	0.066 J	0.072 J	0.12	<0.050	0.069 J	0.056 J	<0.050
	Lead	<0.00016	<0.00016	<0.00016	<0.00016	<0.00016	<0.00016	<0.00016	<0.00016	<0.00016	<0.00016	<0.00016	0.00055 J	<0.00016	<0.00016	0.00018 J	<0.00016	<0.00016
	Lithium	<0.0016	<0.0016	<0.0016	<0.0016	<0.0016	0.0066 J	<0.0016	0.0020 J	<0.0016	<0.0016	0.0019 J	<0.0016	<0.0016	<0.0016	<0.0016	0.095	<0.0016
	Mercury	<0.00013	<0.00013	<0.00013	<0.00013	<0.00013	<0.00013	<0.00013	<0.00013	<0.00013	<0.00013	0.00015 J	<0.00013	0.00031	<0.00013	<0.00013	<0.00013	<0.00013
	Molybdenum	<0.00062	<0.00062	0.014	<0.00062	0.0026 J	0.010	<0.00062	0.0016 J	0.0020 J	<0.00062	0.0018 J	<0.00062	<0.00062	<0.00062	<0.00062	0.056	0.0040 J
	Comb. Radium 226/228	0.437 U	0.371 U	1.62	1.44	0.437 U	1.04	0.496 U	0.699 U	1.03 U	0.281 U	0.433 U	1.34	0.808 U	0.612 U	0.716 U	0.956 U	0.455 U
	Selenium	<0.00096	<0.00096	<0.00096	0.0015 J	<0.00096	<0.00096	<0.00096	0.0011 J	<0.00096	<0.00096	<0.00096	0.0034 J	<0.00096	0.0024 J	0.0013 J	<0.00096	<0.00096
	Thallium	<0.00038	<0.00038	<0.00038	<0.00038	<0.00038	<0.00038	<0.00038	<0.00038	<0.00038	<0.00038	0.00060 J	<0.00038	<0.00038	<0.00038	<0.00038	<0.00038	<0.00038
GEOCHEM	Bicarbonate Alkalinity	196	95.7	426	290	232	292	153	205	180	313	205	137	157	117	168	97.1	171
	Iron	0.097	<0.025	1.7	0.093	0.69	0.35	0.070	0.24	0.21	0.030 J	0.036 J	0.21	0.034 J	<0.025	0.13	0.13	0.39
	Magnesium	21.8	10.6	42.9	19.7	12.4	38.9	14.4	24.5	29.5	70.0	51.0	36.4	30.5	17.1	20.9	47.7	26.0
	Manganese	<0.011	<0.011	0.087	<0.011	0.019 J	0.015 J	<0.011	0.028 J	0.016 J	<0.011	1.2	4.7	0.29	<0.011	<0.011	0.89	0.067
	Potassium	1.7	0.73	5.1	1.5	1.2 J	3.1	2.6	2.5	2.1	3.7	6.0	6.0	2.5	1.5	2.8	10.5	1.6
	Sodium	2.6	2.8	6.4	5.3	61.6	22.1	4.9	12.0	19.9	49.0	33.1	52.8	12.9	2.3	1.8	35.1	2.4
	Sulfide	<0.022	<0.022	0.14	<0.022	0.16	<0.022	<0.022	<0.022	<0.022	<0.022	<0.022	<0.022	<0.022	<0.022	<0.022	<0.022	<0.022

Notes:
-- = Parameter was not analyzed
J = Indicates the parameter was estimated and detected between the method detection limit (MDL) and the reporting limit (RL)
< = Indicates the parameter was not detected above the analytical MDL
TDS = total dissolved solids
U = Indicates the parameter was not detected above the analytical minimum detectable concentration (MDC) (Specific to combined radium 226/228)
(1) Appendix III/IV parameter per 40 CFR 257 Subpart D. Parameters are reported in units of milligrams per liter (mg/L), except for pH reported as s.u. (standard units) and combined radium reported as picocuries per liter (pCi/L).
(2) Metals were analyzed by EPA Method 6010D, 6020B, and 7470A, anions were analyzed by EPA Method 300.0, TDS was analyzed by SM2540C-2015, alkalinity was analyzed by Standard Method 2320B-2011, and combined radium 226/228 was analyzed by EPA Method 9315 and 9320.
(3) The pH value presented was recorded at the time of sample collection in the field.

Table 5
Summary of Groundwater Analytical Data
Plant Bowen AP-1, Bartow County, Georgia

	Well ID:	BGWC-22	BGWC-22	BGWC-22	BGWC-23	BGWC-24	BGWC-25	BGWC-30	BGWA-6	BGWC-31	BGWC-32	BGWC-34D	BGWC-35D	BGWC-36D	BGWC-37D	BGWC-38D	BGWC-39	BGWC-40
	Sample Date:	2/8/2024	4/3/2024	5/22/2024	2/8/2024	1/30/2024	2/5/2024	2/6/2024	1/31/2024	2/2/2024	2/8/2024	2/5/2024	2/7/2024	1/30/2024	2/7/2024	2/6/2024	2/8/2024	2/7/2024
	Parameter [1,2]																	
APPENDIX III	Boron	17.5	15.6	15.9	10.1	15.7	0.097	2.9	0.024 J	0.70	2.1	0.38	15.4	4.6	1.6	9.9	7.4	2.5
	Calcium	561	--	--	347	413	57.6	109	65.9	79.3	152	129	636	166	113	221	264	116
	Chloride	679	--	--	493	533	17.6	123	7.8	28.9	196	46.2	868	240	143	317	284	97.3
	Fluoride	0.19	--	--	0.059 J	0.13	<0.050	0.073 J	0.053 J	<0.050	0.12	<0.050	0.15	0.096 J	0.14	0.25	0.10	0.072 J
	pH [3]	6.44	6.61	6.46	6.56	6.26	7.20	6.75	6.64	7.00	7.04	7.18	6.37	7.15	6.82	6.30	6.50	7.19
	Sulfate	549	--	--	368	324	34.6	64.2	15.1	120	189	154	623	126	135	195	282	106
	TDS	2,560	--	--	1,790	2,180	279	511	313	443	826	578	2,960	908	610	1,150	1,250	579
APPENDIX IV	Antimony	<0.00054	--	--	0.00089 J	<0.00054	0.00058 J	<0.00054	<0.00054	0.0023 J	<0.00054	<0.00054	0.0023 J	0.0021 J	<0.00054	0.0026 J	<0.00054	<0.00054
	Arsenic	0.0015 J	--	--	0.0024 J	0.0036 J	<0.00084	0.0010 J	<0.00084	0.0023 J	0.0017 J	0.013	0.0073	0.0017 J	0.0075	0.0016 J	0.0012 J	0.00094 J
	Barium	0.050	--	--	0.059	0.042	0.016	0.055	0.055	0.044	0.086	0.057	0.050	0.060	0.077	0.16	0.043	0.039
	Beryllium	0.00013 J	--	--	<0.000094	0.00028 J	<0.000094	<0.000094	<0.000094	<0.000094	<0.000094	<0.000094	<0.000094	<0.000094	<0.000094	<0.000094	<0.000094	<0.000094
	Cadmium	0.0014	--	--	<0.00010	0.0022	<0.00010	<0.00010	<0.00010	<0.00010	<0.00010	<0.00010	<0.00010	<0.00010	<0.00010	<0.00010	<0.00010	<0.00010
	Chromium	<0.0019	--	--	<0.0019	<0.0019	<0.0019	<0.0019	<0.0019	<0.0019	<0.0019	<0.0019	<0.0019	<0.0019	<0.0019	<0.0019	<0.0019	<0.0019
	Cobalt	0.014	0.012	0.017	<0.00032	0.0020 J	<0.00032	<0.00032	0.00054 J	<0.00032	0.0054	0.0013 J	0.0044 J	<0.00032	<0.00032	0.0016 J	<0.00032	0.00034 J
	Fluoride	0.19	--	--	0.059 J	0.13	<0.050	0.073 J	0.053 J	<0.050	0.12	<0.050	0.15	0.096 J	0.14	0.25	0.10	0.072 J
	Lead	<0.00016	--	--	<0.00016	<0.00016	<0.00016	<0.00016	<0.00016	0.00043 J	<0.00016	<0.00016	<0.00016	<0.00016	<0.00016	<0.00016	<0.00016	<0.00016
	Lithium	0.021 J	--	--	0.019 J	0.0054 J	<0.0016	<0.0016	<0.0016	<0.0016	<0.0016	<0.0016	0.023 J	0.0016 J	0.0029 J	0.0023 J	0.0048 J	<0.0016
	Mercury	<0.00013	--	--	<0.00013	0.00062	<0.00013	<0.00013	<0.00013	<0.00013	<0.00013	<0.00013	<0.00013	<0.00013	<0.00013	<0.00013	<0.00013	<0.00013
	Molybdenum	0.033	--	--	0.0056 J	<0.00062	<0.00062	0.0049 J	0.00063 J	<0.00062	0.0043 J	0.0010 J	0.037	0.012	0.016	0.090	0.0036 J	<0.00062
	Comb. Radium 226/228	2.05	--	--	1.27 U	0.782 U	0.396 U	0.255 U	0.536 U	1.30	0.939 U	2.21	2.74	1.07	2.30	3.19	0.396 U	0.563 U
	Selenium	0.0012 J	--	--	<0.00096	0.0054	<0.00096	0.0093	<0.00096	<0.00096	<0.00096	<0.00096	<0.00096	0.013	<0.00096	0.0039 J	<0.00096	0.0091
	Thallium	0.00083 J	--	--	<0.00038	<0.00038	<0.00038	<0.00038	<0.00038	<0.00038	<0.00038	<0.00038	<0.00038	<0.00038	<0.00038	<0.00038	<0.00038	<0.00038
GEOCHEM	Bicarbonate Alkalinity	111	--	--	157	148	199	159	281	203	190	236	109	131	162	120	188	217
	Iron	<0.025	--	--	0.17 J	<0.025	0.45	0.048	0.13	1.6	0.29	1.1	1.1	<0.025	0.97	0.12	0.026 J	0.041
	Magnesium	87.6	--	--	94.1	62.4	26.6	35.8	31.1	38.1	63.1	34.9	129	54.3	47.3	55.4	46.8	37.3
	Manganese	4.4	--	--	0.24	2.1	0.33	<0.011	0.11	0.17	0.098	0.014 J	1.1	<0.011	0.038 J	0.12	0.048	<0.011
	Potassium	16.2	--	--	7.3	7.9	1.0	3.1	1.3	1.6	2.4 J	2.1	11.4	3.8	1.9	4.3	8.0	2.3
	Sodium	36.6	--	--	27.7	10.6	2.3	5.8	5.5	8.0	12.9	6.9	39.8	12.1	13.5	16.2	17.3	7.7
	Sulfide	<0.022	--	--	0.38	<0.022	0.061 J	<0.022	<0.022	0.10	<0.022	<0.022	<0.022	<0.022	0.052 J	<0.022	<0.022	<0.022

Table 5
Summary of Groundwater Analytical Data
Plant Bowen AP-1, Bartow County, Georgia

	Well ID:	BGWC-41D	BGWC-42D	BGWC-43D	BGWC-43D	BGWC-44D	BGWC-49D	BGWC-50D	BGWC-51	BGWC-52
	Sample Date:	2/7/2024	2/7/2024	1/30/2024	4/3/2024	1/31/2024	2/6/2024	1/31/2024	2/5/2024	2/5/2024
	Parameter [1,2]									
APPENDIX III	Boron	1.8	1.9	12.6	--	0.035 J	8.7	0.049	1.3	0.77
	Calcium	241	81.2	290	--	29.5	213	67.8	73.1	57.8
	Chloride	406	80.7	446	--	9.9	442	25.6	42.6	34.0
	Fluoride	0.064 J	0.50	0.82	--	0.12	0.063 J	0.12	0.13	0.085 J
	pH [3]	7.07	6.94	6.99	6.74	7.34	7.22	6.56	6.93	7.21
	Sulfate	329	109	288	--	20.7	214	271	60.5	52.0
	TDS	1,440	543	1,840	--	352	1,300	715	335	268
APPENDIX IV	Antimony	<0.00054	<0.00054	0.0015 J	--	<0.00054	<0.00054	<0.00054	<0.00054	<0.00054
	Arsenic	0.0023 J	0.0040 J	0.0034 J	--	0.0040 J	0.0022 J	0.0019 J	<0.00084	<0.00084
	Barium	0.072	0.060	0.072	--	0.036	0.057	0.055	0.0058	0.019
	Beryllium	<0.000094	<0.000094	<0.000094	--	<0.000094	<0.000094	<0.000094	<0.000094	<0.000094
	Cadmium	<0.00010	<0.00010	0.00034 J	--	<0.00010	<0.00010	<0.00010	<0.00010	<0.00010
	Chromium	<0.0019	<0.0019	<0.0019	--	<0.0019	<0.0019	<0.0019	<0.0019	<0.0019
	Cobalt	0.00044 J	<0.00032	0.0024 J	--	<0.00032	0.0011 J	0.00036 J	<0.00032	0.00035 J
	Fluoride	0.064 J	0.50	0.82	--	0.12	0.063 J	0.12	0.13	0.085 J
	Lead	<0.00016	<0.00016	<0.00016	--	<0.00016	<0.00016	<0.00016	<0.00016	<0.00016
	Lithium	0.0022 J	0.0021 J	0.017 J	--	0.0059 J	0.0058 J	0.0019 J	<0.0016	<0.0016
	Mercury	<0.00013	<0.00013	<0.00013	--	<0.00013	<0.00013	<0.00013	<0.00013	<0.00013
	Molybdenum	0.0079 J	0.013	0.12	--	0.0014 J	0.0056 J	0.0041 J	<0.00062	0.0040 J
	Comb. Radium 226/228	1.40	0.440 U	1.10	--	0.315 U	2.25	1.01 U	0.406 U	0.587 U
	Selenium	<0.00096	<0.00096	0.0055	--	<0.00096	<0.00096	<0.00096	0.0040 J	0.0014 J
	Thallium	<0.00038	<0.00038	0.0055	0.0021	<0.00038	<0.00038	<0.00038	<0.00038	<0.00038
GEOCHEM	Bicarbonate Alkalinity	114	201	99.8	--	303	103	271	141	95.9
	Iron	0.76	0.34	0.14	--	0.085	0.59	1.9	<0.025	0.055
	Magnesium	108	33.2	66.5	--	22.6	90.7	28.2	16.4	10.9
	Manganese	0.027 J	0.025 J	0.78	--	0.023 J	0.18	0.072	<0.011	<0.011
	Potassium	0.89 J	1.9	5.5	--	1.3	3.0	1.9 J	2.5	2.5
	Sodium	24.3	39.9	17.9	--	85.3	36.0	144	5.2	5.4
	Sulfide	<0.022	4.4	<0.022	--	<0.022	<0.022	0.081 J	<0.022	<0.022

Table 6

Summary of Background Concentrations and Groundwater Protection Standards
Plant Bowen AP-1, Bartow County, Georgia

Analyte	Units	MCL	CCR-Rule Specified [1]	Background Limit [2]	GWPS [3,4]
Antimony	mg/L	0.006	N/A	0.0042	0.006
Arsenic	mg/L	0.01	N/A	0.01	0.01
Barium	mg/L	2	N/A	0.22	2
Beryllium	mg/L	0.004	N/A	0.0005	0.004
Cadmium	mg/L	0.005	N/A	0.0005	0.005
Chromium	mg/L	0.1	N/A	0.005	0.1
Cobalt	mg/L	N/A	0.006	0.005	0.006
Fluoride	mg/L	4	N/A	0.57	4
Lead	mg/L	N/A	0.015	0.0024	0.015
Lithium	mg/L	N/A	0.04	0.03	0.04
Mercury	mg/L	0.002	N/A	0.00022	0.002
Molybdenum	mg/L	N/A	0.1	0.034	0.1
Selenium	mg/L	0.05	N/A	0.005	0.05
Thallium	mg/L	0.002	N/A	0.001	0.002
Combined Radium-226/228	pCi/L	5	N/A	1.66	5

Notes:

CCR = Coal Combustion Residuals

GWPS = Groundwater Protection Standard

MCL = Maximum Contaminant Level

mg/L = milligrams per liter

N/A = Not Applicable

pCi/L = picocuries per liter

(1) On February 22, 2022, the Georgia Environmental Protection Division (GA EPD) adopted the federally promulgated GWPS for cobalt, lithium, lead, and molybdenum.

(2) The background limits were used when determining the GWPS under 40 CFR 257.95(h) and GA EPD Rule 391-3-4-.10(6)(a).

(3) Under 40 CFR 257.95(h)(1-3) the GWPS is: (i) the maximum contaminant level (MCL) established under §§141.62 and 141.66 of this title; (ii) where an MCL has not been established a rule-specific GWPS; or (iii) background levels for constituents where the background level is higher than the MCL or rule-specified GWPS.

(4) The GWPS apply to the January 2024 sampling event.

FIGURES

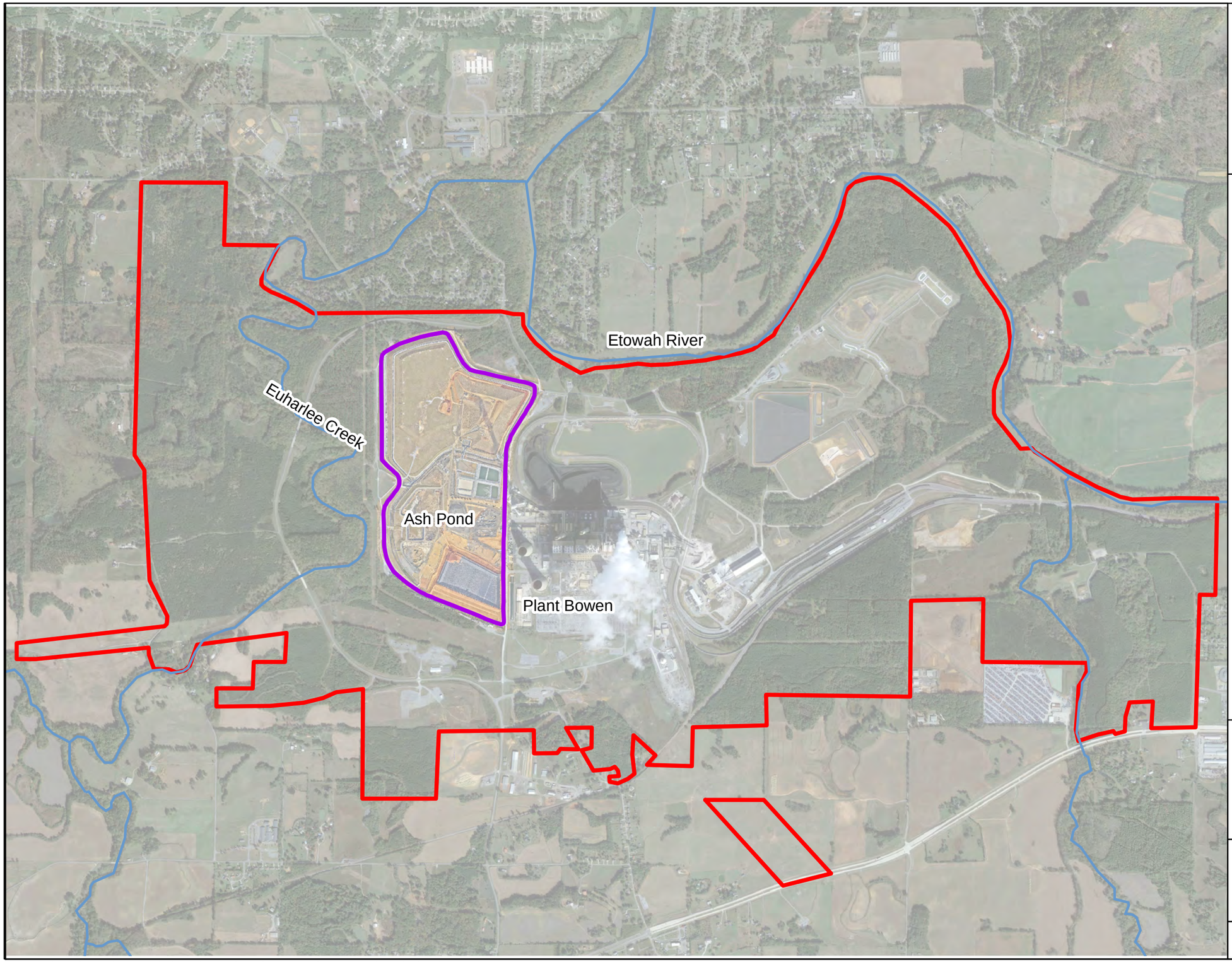

N

LEGEND

- Approximate Site Boundary
- Approximate AP-1 Boundary
- River or Stream



Note:
1. Aerial photograph source: Google Earth Pro, November 2019 and Georgia Power Company, January 2024.

0 900 1,800 3,600
Feet

SITE LOCATION MAP

GEORGIA POWER COMPANY
PLANT BOWEN AP-1
BARTOW COUNTY, GEORGIA

Prepared For: Georgia Power

Prepared By: Geosyntec consultants

KENNESAW, GA | AUGUST 2024

FIGURE 1

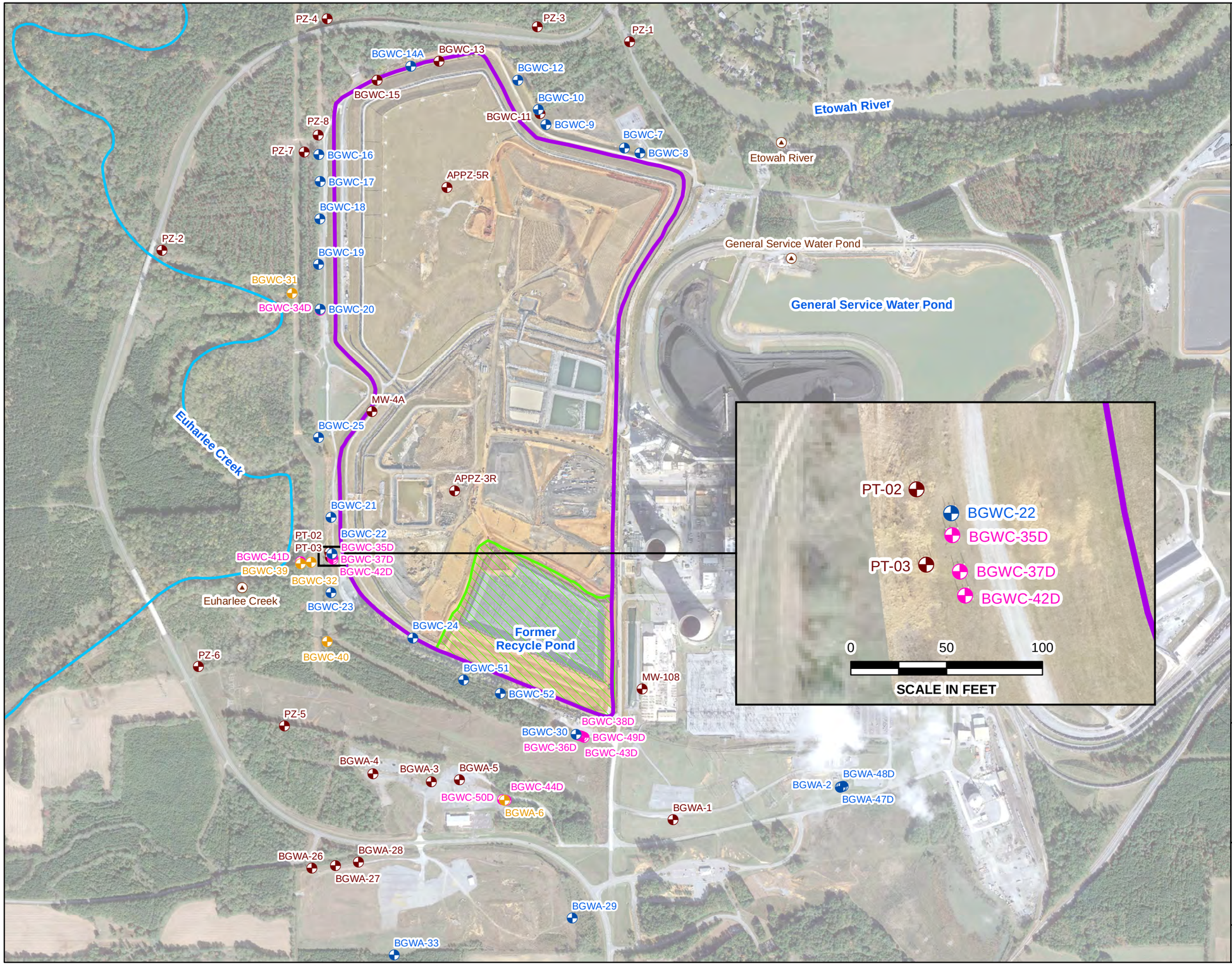

N

LEGEND

- Detection Monitoring Well
- Horizontal Assessment Monitoring Well
- Vertical Assessment Monitoring Well
- Piezometer
- Surface Water Transducer
- Euharlee Creek
- Approximate AP-1 Boundary
- Areas where CCR has been certified removed as of February 23, 2024

Notes:

1. All wells and piezometers presented are screened within the weathered fractured bedrock.
2. Piezometers APPZ-3R and APPZ-5R were abandoned on April 22, 2024, and April 15, 2024, respectively
3. Aerial photograph source: Google Earth Pro, November 2019 and Georgia Power Company, January 2024.

0 400 800 1,600 Feet

MONITORING WELL NETWORK MAP

GEORGIA POWER COMPANY
PLANT BOWEN AP-1
BARTOW COUNTY, GEORGIA

Prepared For: Georgia Power

Prepared By: Geosyntec consultants

KENNESAW, GA | AUGUST 2024

FIGURE 2

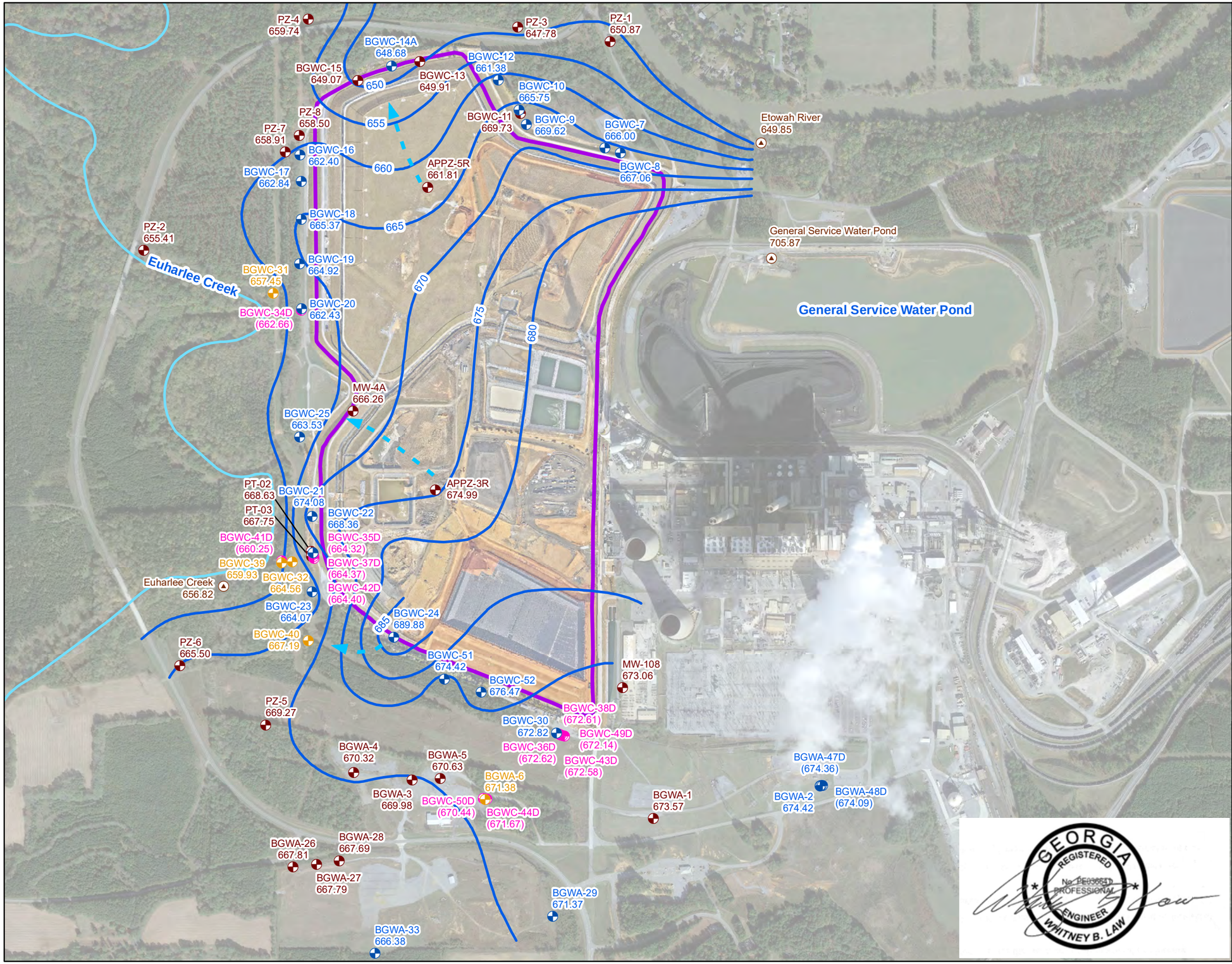

N

LEGEND

- Detection Monitoring Well
- Horizontal Assessment Monitoring Well
- Vertical Assessment Monitoring Well
- Piezometer
- Surface Water Transducer
- Groundwater Elevation Contour
- Approximate Groundwater Flow Direction
- Euharlee Creek
- Approximate AP-1 Boundary

Notes:

1. Water level elevations recorded on January 29, 2024. Elevation provided in feet referenced to the North American Vertical Datum (NAVD) 88. The Former Recycle Pond has been decommissioned.
2. Surface water elevations of Etowah River, Euharlee Creek, and General Service Water Pond are recorded using In-Situ® Instruments, Inc.'s Win-Situ® or HydroVu® reporting software and Level Troll 500® pressure transducers. The transducer that recorded data for Euharlee Creek is located in a tributary with surface elevations representative of Euharlee Creek conditions.
3. The map shows only the wells/piezometers currently installed at the time of the gauging event.
4. Groundwater elevations in parentheses were not used in development of groundwater contours due to being screened at a different elevation in the formation/aquifer.
5. Aerial photograph source: Google Earth Pro, November 2019 and Georgia Power Company, January 2024.

0 400 800 1,600 Feet

GEORGIA REGISTERED No. PE036611 PROFESSIONAL ENGINEER WHITNEY B. LAW

POTENTIOMETRIC SURFACE CONTOUR MAP - JANUARY 2024

GEORGIA POWER COMPANY
PLANT BOWEN AP-1
BARTOW COUNTY, GEORGIA

Prepared For: Georgia Power

Prepared By: Geosyntec consultants

KENNESAW, GA | AUGUST 2024

FIGURE 3

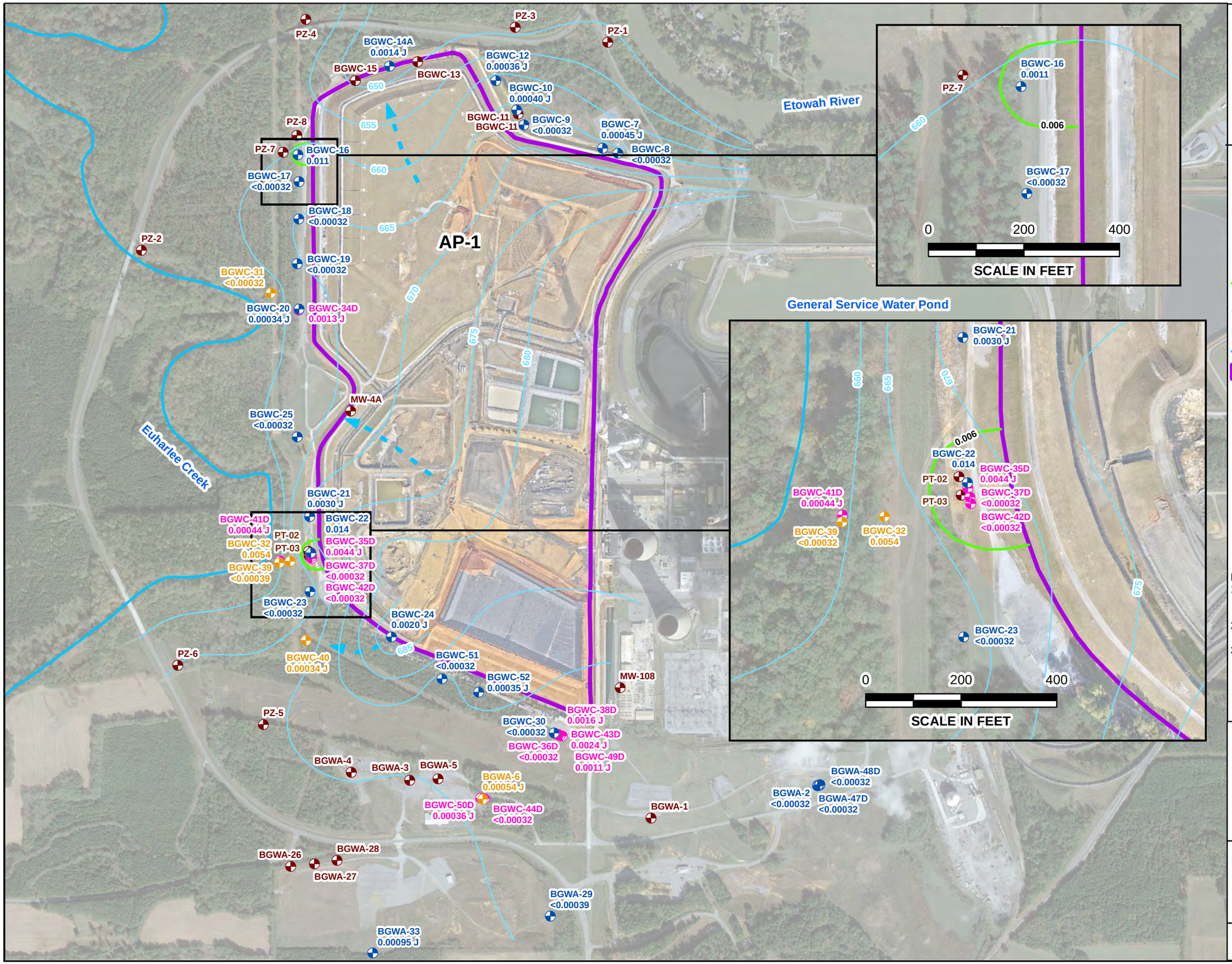

N

LEGEND

- Detection Monitoring Well
- Horizontal Assessment Monitoring Well
- Vertical Assessment Monitoring Well (Not Used for Contouring)
- Piezometer
- GWPS Cobalt Iso-Concentration Contour (mg/L)
- Groundwater Elevation Contour
- Approximate Groundwater Flow Direction
- Euharlee Creek
- Approximate AP-1 Boundary

Notes:
1. Concentration data is from the January 2024 semiannual groundwater monitoring event. Concentrations are reported in mg/L. Water level elevations recorded January 29, 2024.
2. The Groundwater Protection Standard (GWPS) for cobalt is 0.006 mg/L.
3. Aerial photograph source: Google Earth Pro, November 2019 and Georgia Power Company, January 2024.

0 400 800 1,600
Feet

ISO-CONCENTRATION MAP COBALT - JANUARY 2024

GEORGIA POWER COMPANY
PLANT BOWEN AP-1
BARTOW COUNTY, GEORGIA

Prepared For: Georgia Power

Prepared By: Geosyntec consultants

KENNESAW, GA | AUGUST 2024

FIGURE 4

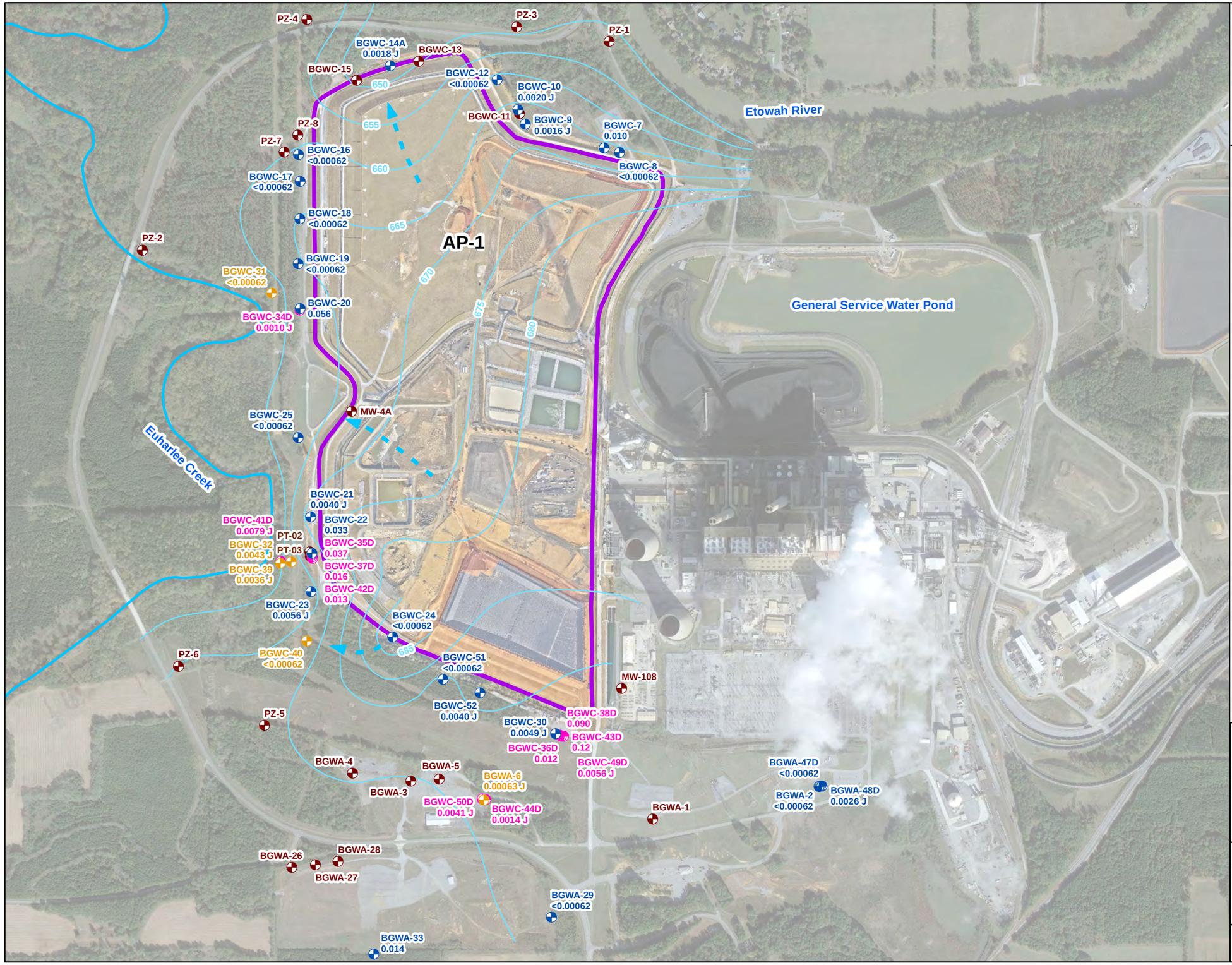

LEGEND

- Detection Monitoring Well
- Horizontal Assessment Monitoring Well
- Vertical Assessment Monitoring Well (Not Used for Contouring)
- Piezometer
- Groundwater Elevation Contour
- Approximate Groundwater Flow Direction
- Euharlee Creek
- Approximate AP-1 Boundary

Notes:
1. Concentration data is from the January 2024 semiannual groundwater monitoring event. Concentrations are reported in mg/L. Water level elevations recorded January 29, 2024.
2. The Groundwater Protection Standard (GWPS) for molybdenum is 0.100 mg/L.
3. Aerial photograph source: Google Earth Pro, November 2019 and Georgia Power Company, January 2024.

0 400 800 1,600 Feet

ISO-CONCENTRATION MAP
MOLYBDENUM - JANUARY 2024

GEORGIA POWER COMPANY
PLANT BOWEN AP-1
BARTOW COUNTY, GEORGIA

Prepared For: Georgia Power

Prepared By: Geosyntec consultants

KENNESAW, GA | AUGUST 2024

FIGURE 5

APPENDIX A

Well Abandonment Report

Prepared for

Georgia Power Company
241 Ralph McGill Blvd NE
Atlanta, Georgia 30308

APRIL 2024
WELL ABANDONMENT REPORT
PLANT BOWEN ASH POND 1 (AP-1)

Prepared by

engineers | scientists | innovators

1255 Roberts Boulevard, Suite 200
Kennesaw, Georgia 30144

Project Number GW6581H

June 2024

Georgia Power

CERTIFICATION PAGE

I hereby certify that this *April 2024 Well Abandonment Report, Plant Bowen Ash Pond 1 (AP-1)* has been prepared by, or under the direct supervision of, a Qualified Groundwater Scientist with Geosyntec Consultants, Inc. and is in compliance with the United States Environmental Protection Agency Coal Combustion Residual Rule [40 Code of Federal Regulations 257 Subpart D], specifically §257.91(e)(1), and the Georgia Environmental Protection Division Rules for Solid Waste Management 391-3-4-.10.

According to 391-3-4-.01, a Qualified Groundwater Scientist is "a professional engineer or geologist registered to practice in Georgia who has received a baccalaureate or post-graduate degree in the natural sciences or engineering and has sufficient training and experience in groundwater hydrology and related fields that enable individuals to make sound professional judgments regarding groundwater monitoring, contaminant fate and transport, and corrective action."



Martin Crook P.G.
Georgia Registered Professional Geologist No. 2316
Project Manager
Geosyntec Consultants

June 20, 2024
Date

Geosyntec consultants

TABLE OF CONTENTS

1. INTRODUCTION 1

2. WELL ABANDONMENT 2

3. REFERENCES 3

LIST OF TABLES

Table 1 Summary Details of Abandoned Wells

LIST OF FIGURES

Figure 1 Abandoned Well Locations - April 2024

LIST OF APPENDICES

Attachment A Driller Performance Bond
Attachment B Well Abandonment Logs

LIST OF ACRONYMS

AP	Ash Pond
ASTM	American Society for Testing and Materials
Cascade	Cascade Drilling, Inc.
CCR	coal combustion residual
GA EPD	Georgia Environmental Protection Division
Georgia Power	Georgia Power Company
Geosyntec	Geosyntec Consultants, Inc.
PG	professional geologist
PVC	polyvinyl chloride
USEPA	United States Environmental Protection Agency

1. INTRODUCTION

On behalf of Georgia Power Company (Georgia Power), Geosyntec Consultants, Inc. (Geosyntec) has prepared this Well Abandonment Summary Memorandum for the Georgia Environmental Protection Division (GA EPD) to summarize well abandonment activities at Plant Bowen Ash Pond 1 (AP-1) conducted on April 14 and April 22, 2024. Two wells were abandoned in support of pond closure activities initiated in 2021, and completed in general accordance with the Georgia Water Well Standards Act (OCGA § 12-5-120 through 138), the U.S. Environmental Protection Agency (USEPA) Science and Ecosystem Support Division guidance document Design and Installation of Monitoring Wells (USEPA, 2018) and section 4.3 of the approved Groundwater Monitoring Plan (Geosyntec, 2021) and the Bowen Landfill well abandonment technical memorandum previously submitted to GA EPD under separate cover (Stantec, 2023a, GEOS ID 713867) and as an attachment to the Bowen Landfill Abandonment Report (Stantec, 2023b, GEOS ID 734143,).

Abandonment activities were performed by Cascade Drilling, Inc. (Cascade) of Midland, North Carolina. In accordance with the Georgia Water Well Standards Act, Cascade has a bond on file with the State of Georgia. A copy of the bond, which was valid at the time of drilling, is included in **Attachment A**.

2. WELL ABANDONMENT

Two wells were abandoned by Cascade on April 14 and April 22, 2024. The work was completed under the direction and supervision of a geologist and a professional Geologist licensed in the State of Georgia, both of whom are employed with Geosyntec.

The locations of the abandoned wells are presented on **Figure 1**. **Table 1** presents well construction and well abandonment details. The wells (APPZ-3R and APPZ-5R) were constructed of 2-inch diameter polyvinyl chloride (PVC) well screen and riser installed in a 6-inch diameter borehole. APPZ-3R and APPZ-5R were screened in limestone bedrock. The wells were located inside the coal combustion residual (CCR) Permit boundary and footprint of AP-1. The water level and total well depth was measured and recorded to calculate the estimated volumes of grout needed before initiating abandonment procedures for the well.

Prior to the abandonment of each well, the steel vault, steel protective cover, concrete bollards, and any above ground PVC casing materials were removed from the well location and staged on site for disposal by Georgia Power. The well abandonment approach for wells screened in bedrock refrained from including over drilling into the karst geology given the potential to increase secondary porosities as referenced in the Bowen Landfill well abandonment technical memorandum.

The abandonment approach for these wells included the following steps:

1. Tremie cement/bentonite grout into the well casing and screen section from the bottom of the casing up to the top of the rock.
2. Over-drill the well using rotary bits, such that the casing, grout, and seal were removed down to the top of rock.
3. Tremie cement/bentonite grout into the over-drilled borehole from the bottom of the overdrilled section to 10 feet below the bottom of CCR. The remaining borehole below the bottom of CCR was filled with hydrated bentonite to at least the maximum depth of waste. The annular space above the hydrated bentonite was backfilled with bentonite grout and soil.

Drilling was performed with a Terra Sonic compact crawler track-mounted rig with a 6-inch sonic drill rod, using rotosonic drilling techniques. No water was used during the overdrilling part of the abandonments. Following the overdrilling, the final level of grout/backfill was confirmed to be at the ground surface. The volume of grout material used at the well location was consistent with the anticipated (calculated) volume, indicating little to no grout loss or bridging (**Table 1**). Well abandonment forms for each well are provided in **Attachment B**.

3. REFERENCES

USEPA, 2018. Design and Installation of Monitoring Wells; Science and Ecosystem Support Division, United States Environmental Protection Agency (USEPA) Region 4, SESDPROC-101-R2, January 16, 2018.

Geosyntec Consultants, 2021. Groundwater Monitoring Plan, Plant Bowen Ash Pond 1 (AP-1) Closure, Bartow County, Georgia, for Georgia Power. July 2021.

Stantec, 2023a. Bowen Landfill Well Abandonment Technical Memorandum Plant Bowen, Solid Waste Disposal Facility, Permit No. 008-018D (LI), for Georgia Power, January 2023.

Stantec, 2023b. 2023 Well Abandonment Report – Plant Bowen Cells 3 & 4. Plant Bowen, Solid Waste Disposal Facility, Permit No. 008-018D (LI), for Georgia Power, January 2023.

TABLE

Table 1
Summary Details of Abandoned Wells
Plant Bowen AP-1, Bartow County, Georgia

Well ID	Installation Date	Northing [(1)]	Easting [(1)]	Ground Surface Elevation [(2)] (ft)	Top of Casing Elevation [(2)] (ft)	Screen Interval Length	Well Depth (ft BTOC)[(3)]	Depth to Water (ft BTOC)[(3)]	Abandonment Date	Estimated PVC Grout Volume (gal)	Actual PVC Grout Volume (gal)	Estimated Open Hole Grout Volume [(4)] (gal)	Actual Open Hole Grout Volume (gal)	Abandonment Method
APPZ-3R	6/17/2017	1501851.02	2065380.93	720.29	723.36	10	69.59	46.25	4/22/2024	3.95	5.00	34.51	47	A
APPZ-5R	6/22/2017	1504384.67	2065318.31	780.45	783.70	10	153.31	121.23	4/15/2024	2.44	3.00	189.47 [(5)]	190 [(6)]	A

Notes:

ft = feet.

ft bgs = feet below ground surface.

ft BTOC = feet below top of casing.

gal = US liquid gallon.

OD = Outer diameter.

PVC = Polyvinyl chloride casing.

(1) Coordinates in North American Datum (NAD) 1983, State Plane, Georgia-West, feet.

(2) Elevations referenced to the North American Vertical Datum of 1988 (NAVD88). Well construction details are from the original boring log.

(3) Total well depth and water level measured prior to well abandonment.

(4) Estimated open hole grout volume assumes filling the length of the open hole from the overdrilled depth up to either the ground surface for wells screened in CCR or the bottom of CCR for wells screened in bedrock (i.e., APPZ-3R and APPZ-5R).

(5) 26.44 gal cement-bentonite grout; 163.03 gal bentonite grout.

(6) 25 gal cement-bentonite grout; 165 gal bentonite grout.

Abandonment Method:

A = • Tremie cement/bentonite grout into the well casing and screen section from the bottom of the casing up to the top of the rock.

• Over-drilled the well using 6 inch OD rotosonic, such that the casing, grout, and seal are removed down to the top of rock (42 ft bgs at APPZ-3R and 135 ft bgs at APPZ-5R).

• Tremie cement/bentonite grout into the over-drilled borehole from the bottom of the overdrilled section to 10 feet below the bottom of CCR. The remaining borehole below the bottom of CCR was filled with hydrated bentonite. Above the maximum depth of waste, the annular space was grouted and backfilled with soil.

FIGURE

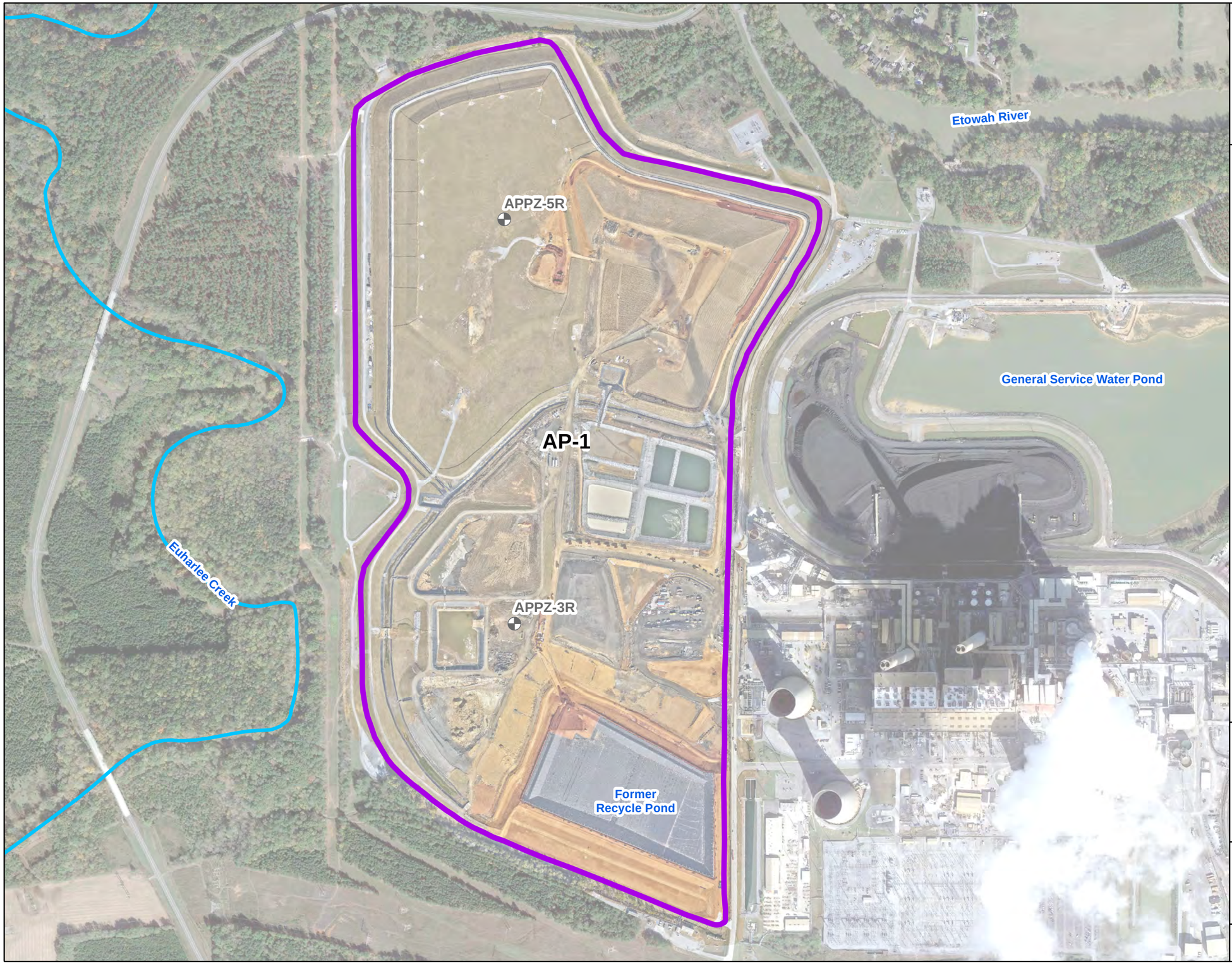

N

LEGEND

- Abandoned Well
- Approximate AP-1 Boundary
- Euharlee Creek

Note:
1. Aerial photograph source: Google Earth Pro, November 2019 and Georgia Power Company, January 2024.

0 300 600 1,200
Feet

ABANDONED WELL LOCATIONS - APRIL 2024

GEORGIA POWER COMPANY
PLANT BOWEN AP-1
BARTOW COUNTY, GEORGIA

Prepared For: Georgia Power

Prepared By: Geosyntec consultants

KENNESAW, GA | JUNE 2024

FIGURE 1

APPENDIX A

Driller Performance Bond

CONTINUATION
CERTIFICATE

Atlantic Specialty Insurance Company , Surety upon

a certain Bond No. 800033976

dated effective September 27, 2017
(MONTH-DAY-YEAR)

on behalf of Ricky Davis / Cascade Drilling, L.P.
(PRINCIPAL)

and in favor of Department of Natural Resources, State of Georgia
(OBLIGEE)

does hereby continue said bond in force for the further period

beginning on June 30, 2023
(MONTH-DAY-YEAR)

and ending on June 30, 2025
(MONTH-DAY-YEAR)

Amount of bond Thirty Thousand and 00/100 Dollars ($30,000.00)

Description of bond Performance Bond for Water Well Contractors

Premium:

PROVIDED: That this continuation certificate does not create a new obligation and is executed upon the express condition and provision that the Surety's liability under said bond and this and all Continuation Certificates issued in connection therewith shall not be cumulative and that the said Surety's aggregate liability under said bond and this and all such Continuation Certificates on account of all defaults committed during the period (regardless of the number of years) said bond had been and shall be in force, shall not in any event exceed the amount of said bond as hereinbefore set forth.

Signed and dated on April 13, 2023
(MONTH-DAY-YEAR)

Atlantic Specialty Insurance Company

By _____
ATTORNEY-IN-FACT Carlos A. Albelo

intact INSURANCE

Power of Attorney

KNOW ALL MEN BY THESE PRESENTS, that ATLANTIC SPECIALTY INSURANCE COMPANY, a New York corporation with its principal office in Plymouth, Minnesota, does hereby constitute and appoint: **Megan Sivley, Melissa Haddick, Sandra Parker, Orlando Aguirre, Stacy Killebrew, Carlos A. Albelo**, each individually if there be more than one named, its true and lawful Attorney-in-Fact, to make, execute, seal and deliver, for and on its behalf as surety, any and all bonds, recognizances, contracts of indemnity, and all other writings obligatory in the nature thereof; provided that no bond or undertaking executed under this authority shall exceed in amount the sum of: **unlimited** and the execution of such bonds, recognizances, contracts of indemnity, and all other writings obligatory in the nature thereof in pursuance of these presents, shall be as binding upon said Company as if they had been fully signed by an authorized officer of the Company and sealed with the Company seal. This Power of Attorney is made and executed by authority of the following resolutions adopted by the Board of Directors of ATLANTIC SPECIALTY INSURANCE COMPANY on the twenty-fifth day of September, 2012:

Resolved: That the President, any Senior Vice President or Vice-President (each an "Authorized Officer") may execute for and in behalf of the Company any and all bonds, recognizances, contracts of indemnity, and all other writings obligatory in the nature thereof, and affix the seal of the Company thereto; and that the Authorized Officer may appoint and authorize an Attorney-in-Fact to execute on behalf of the Company any and all such instruments and to affix the Company seal thereto; and that the Authorized Officer may at any time remove any such Attorney-in-Fact and revoke all power and authority given to any such Attorney-in-Fact.

Resolved: That the Attorney-in-Fact may be given full power and authority to execute for and in the name and on behalf of the Company any and all bonds, recognizances, contracts of indemnity, and all other writings obligatory in the nature thereof, and any such instrument executed by any such Attorney-in-Fact shall be as binding upon the Company as if signed and sealed by an Authorized Officer and, further, the Attorney-in-Fact is hereby authorized to verify any affidavit required to be attached to bonds, recognizances, contracts of indemnity, and all other writings obligatory in the nature thereof.

This power of attorney is signed and sealed by facsimile under the authority of the following Resolution adopted by the Board of Directors of ATLANTIC SPECIALTY INSURANCE COMPANY on the twenty-fifth day of September, 2012:

Resolved: That the signature of an Authorized Officer, the signature of the Secretary or the Assistant Secretary, and the Company seal may be affixed by facsimile to any power of attorney or to any certificate relating thereto appointing an Attorney-in-Fact for purposes only of executing and sealing any bond, undertaking, recognizance or other written obligation in the nature thereof, and any such signature and seal where so used, being hereby adopted by the Company as the original signature of such officer and the original seal of the Company, to be valid and binding upon the Company with the same force and effect as though manually affixed.

IN WITNESS WHEREOF, ATLANTIC SPECIALTY INSURANCE COMPANY has caused these presents to be signed by an Authorized Officer and the seal of the Company to be affixed this first day of January, 2023.

ATLANTIC SPECIALTY INSURANCE COMPANY CORPORATE SEAL 1986 NEW YORK

By _____
Sarah A. Kolar, General Counsel

STATE OF MINNESOTA
HENNEPIN COUNTY

On this first day of January, 2023, before me personally came Sarah A. Kolar, General Counsel of ATLANTIC SPECIALTY INSURANCE COMPANY, to me personally known to be the individual and officer described in and who executed the preceding instrument, and she acknowledged the execution of the same, and being by me duly sworn, that she is the said officer of the Company aforesaid, and that the seal affixed to the preceding instrument is the seal of said Company and that the said seal and the signature as such officer was duly affixed and subscribed to the said instrument by the authority and at the direction of the Company.

ALISON DWAN NASH-TROUT
NOTARY PUBLIC - MINNESOTA
My Commission Expires
January 31, 2026

_____
Notary Public

I, the undersigned, Secretary of ATLANTIC SPECIALTY INSURANCE COMPANY, a New York Corporation, do hereby certify that the foregoing power of attorney is in full force and has not been revoked, and the resolutions set forth above are now in force.

Signed and sealed. Dated 13th day of April, 2023.

ATLANTIC SPECIALTY INSURANCE COMPANY CORPORATE SEAL 1986 NEW YORK

This Power of Attorney expires
January 31, 2025

_____
Kara Barrow, Secretary

Please direct bond verifications to surety@intactinsurance.com

APPENDIX B

Well Abandonment Logs

WELL ABANDONMENT DATA

PROJECT: Plant Bowen Ash Pond Well Abandonment	**WELL NO.:** APPZ-3R
SITE: Plant Bowen	**COORDINATES: (NAD83)** N:1501851.02 E: 2065380.93
FORM PREPARED BY: Anthony Szwast (Geosyntec Consultants) **ABANDONMENT BY:** M. Gabel (Cascade Drilling)	**DATE ABANDONED:** 4/22/2024
METHOD OF FILLING: Grout in place, over drill to bedrock (42 ft bgs), and grout to surface.	**VOLUME USED:** Cement-bentonite grout(1): 5 gal PVC Bentonite grout(2): 47 gal open hole
DEPTH SOUNDED PRIOR TO FILLING/GROUTING: 69.59 ft bTOC	**DEPTH TO WATER PRIOR TO ABANDONMENT:** 46.25 ft bTOC

TOC Elevation (NAVD88): 723.36 ft



	DEPTH*:	ELEV.*:
GROUND SURFACE	0.0 ft	720.29 ft
TOP OF SCREEN	56.0 ft	664.29 ft
BOTTOM OF WELL	66.0 ft	654.29 ft

Notes:

ft bTOC = Feet below top of PVC casing

ft bgs = Feet below ground surface

gal = US liquid gallon

OD = Outer diameter

** Well construction details from original boring log*

REMARKS:

- **Removed bollards and protective well riser and cut remaining PVC casing back to ground surface.**
- **Added cement-bentonite grout(1) into 2 inch PVC casing and filled to top of bedrock (5 gal).**
- **Over drilled well to top of rock at 42 ft bgs (OD = 6 inch) using sonic.**
- **Bentonite chips from top of rock to within 10 ft of bottom of CCR (approximately 33 1/2 ft bgs).**
- **Grouted 6 inch open hole to approximately 10 ft bgs using bentonite grout(2) (47 gal).**
- **Backfilled remaining 6 inch open hole to surface using soil cuttings.**

Certified By: Martin D Crook **Date:** 6/20/2024

MARTIN DANIEL CROOK ★ GEORGIA REGISTERED PROFESSIONAL GEOLOGIST No. 2316

(1) cement-bentonite grout prepared using 94 lbs portland cement (Oyster brand), 8 lb bentonite (Aquagard brand) and 6.5 gallons of water.

(2) bentonite grout prepared using granular sodium bentonite blended with inorganic additives (Aquagard brand) that creates a slurry containing 30 percent active solids with a density of 10.1 pounds per gallon when mixed with 14 gallons of water.

WELL ABANDONMENT DATA

PROJECT: Plant Bowen Ash Pond Well Abandonment	**WELL NO.:** APPZ-5R
SITE: Plant Bowen	**COORDINATES: (NAD83)** N:1504384.67 E: 2065318.31
FORM PREPARED BY: Anthony Szwast (Geosyntec Consultants) **ABANDONMENT BY:** M. Gabel (Cascade Drilling)	**DATE ABANDONED:** 4/15/2024
METHOD OF FILLING: Grout in place, over drill to bedrock (135 ft bgs), and grout to surface.	**VOLUME USED:** Cement-bentonite grout(1): 3 gal PVC, 25 gal open hole. Bentonite grout(2): 165 gal open hole.
DEPTH SOUNDED PRIOR TO FILLING/GROUTING: 153.31 ft bTOC	**DEPTH TO WATER PRIOR TO ABANDONMENT:** 121.23 ft bTOC

TOC Elevation (NAVD88): 783.70 ft

2 inch OD

	DEPTH*:	ELEV.*:
GROUND SURFACE	0.0 ft	780.45 ft
TOP OF SCREEN	140.0 ft	640.45 ft
BOTTOM OF WELL	150.0 ft	630.45 ft

Notes:

ft bTOC = Feet below top of PVC casing

ft bgs = Feet below ground surface

gal = US liquid gallon

OD = Outer diameter

** Well construction details from original boring log*

REMARKS:

- **Removed bollards and protective well riser and cut remaining PVC casing back to ground surface.**
- **Added cement-bentonite grout(1) into 2 inch PVC casing and filled to top of bedrock (3 gal).**
- **Over drilled well to top of rock at 135 ft bgs (OD = 6 inch) using sonic.**
- **Grouted 6 inch open hole to 117 ft bgs using cement-bentonite grout(1) (25 gal).**
- **Bentonite chips from 117 ft bgs to 111 ft bgs (approximately bottom of CCR).**
- **Grouted 6 inch open hole from 111 ft bgs to ground surface using bentonite grout(2) (165 gal).**

Certified By: Martin DCrook **Date:** 6/20/2024

MARTIN DANIEL CROOK * No. 2316 * REGISTERED PROFESSIONAL GEOLOGIST

(1) cement-bentonite grout prepared using 94 lbs portland cement (Quikrete brand), 9 lb bentonite (Aquaguard brand), and 6.5 gallons of water.

(2) bentonite grout prepared using granular sodium bentonite blended with organic additives (Aquaguard brand) that creates a slurry containing 30 percent active solids with a density of 10.1 pounds per gallon when mixed with 14 gallons of water.

APPENDIX B

Well Maintenance and Repair Documentation Memorandum

MEMORANDUM

Date: June 31, 2024

To: Kristen Jurinko – Southern Company

CC: Ben Hodges – Georgia Power Company

From: Resolute Environmental

Subject: Plant Bowen Ash Pond - Well Maintenance and Repair Documentation
Georgia Power Company

Resolute Environmental has prepared this memorandum to provide documentation of groundwater monitoring well maintenance and/or repair performed at PLANT BOWEN during the Semiannual reporting period. All repairs and maintenance were completed in accordance with the Georgia Environmental Protection Division (GAEPD) guidance on routine visual inspections of groundwater monitoring wells.

Georgia Power Site/Unit	Date Performed	Well ID	Maintenance/ Repair Performed
Plant Bowen Ash Pond	1/8/2024	PT-03	Developed Well

All maintenance and repairs are also documented in the 2024 annual/semiannual groundwater monitoring report.

Well Inspection

Site Name: Plant Bowen AP

Date: 1/29/2024

Permit Number: 008-021D (CCR)

Field Conditions: Temps 50/27 0%

Well ID:	Location/Identification			
	Visible and accessible	Properly identified with correct well ID	Located in high traffic area; does the well require protection from traffic	Acceptable drainage around well (no standing water, not located in obvious drainage flow path)
BGWA-1	YES	YES	NO	YES
BGWA-2	YES	YES	NO	YES
BGWA-3	YES	YES	NO	YES
BGWA-4	YES	YES	NO	NO
BGWA-5	YES	YES	NO	YES
BGWA-6	YES	YES	NO	YES
BGWC-7	YES	YES	NO	YES
BGWC-8	YES	YES	NO	YES
BGWC-9	YES	YES	NO	YES
BGWC-10	YES	YES	NO	YES
BGWC-11	YES	YES	NO	YES
BGWC-12	YES	YES	NO	YES
BGWC-13	YES	YES	NO	YES
BGWC-14A	YES	YES	NO	YES
BGWC-15	YES	YES	NO	YES
BGWC-16	YES	YES	NO	YES
BGWC-17	YES	YES	NO	YES
BGWC-18	YES	YES	NO	YES
BGWC-19	YES	YES	NO	YES
BGWC-20	YES	YES	NO	YES
BGWC-21	YES	YES	NO	YES
BGWC-22	YES	YES	NO	YES
BGWC-23	YES	YES	NO	YES
BGWC-24	YES	YES	NO	YES
BGWC-25	YES	YES	NO	YES
BGWA-26	YES	YES	NO	YES
BGWA-27	YES	YES	NO	YES
BGWA-28	YES	YES	NO	YES
BGWA-29	YES	YES	NO	YES
BGWC-30	YES	YES	NO	YES
BGWC-31	YES	YES	NO	YES
BGWC-32	YES	YES	NO	YES
BGWA-33	YES	YES	NO	YES
BGWC-34D	YES	YES	NO	YES
BGWC-35D	YES	YES	NO	YES
BGWC-36D	YES	YES	NO	YES
BGWC-37D	YES	YES	NO	YES
BGWC-38D	YES	YES	NO	YES

Well Inspection

Site Name: Plant Bowen AP

Date: 1/29/2024

Permit Number: 008-021D (CCR)

Field Conditions: Temps 50/27 0%

Well ID:	Protective Casing				
	Free from apparent damage and able to be secured	No degradation or deterioration	Functioning weep hole	Annular space clear of debris and water, or filled with pea gravel/sand	Locked and is the lock in good condition
BGWA-1	YES	YES	YES	YES	YES
BGWA-2	YES	YES	YES	YES	YES
BGWA-3	YES	YES	YES	YES	YES
BGWA-4	YES	YES	YES	YES	YES
BGWA-5	YES	YES	YES	YES	YES
BGWA-6	YES	YES	YES	YES	YES
BGWC-7	YES	YES	YES	YES	YES
BGWC-8	YES	YES	YES	YES	YES
BGWC-9	YES	YES	YES	YES	YES
BGWC-10	YES	YES	YES	YES	YES
BGWC-11	YES	YES	YES	YES	YES
BGWC-12	YES	YES	YES	YES	YES
BGWC-13	YES	YES	YES	YES	YES
BGWC-14A	YES	YES	YES	YES	YES
BGWC-15	YES	YES	YES	YES	YES
BGWC-16	YES	YES	YES	YES	YES
BGWC-17	YES	YES	YES	YES	YES
BGWC-18	YES	YES	YES	YES	YES
BGWC-19	YES	YES	YES	YES	YES
BGWC-20	YES	YES	YES	YES	YES
BGWC-21	YES	YES	YES	YES	YES
BGWC-22	YES	YES	YES	YES	YES
BGWC-23	YES	YES	YES	YES	YES
BGWC-24	YES	YES	YES	YES	YES
BGWC-25	YES	YES	YES	YES	YES
BGWA-26	YES	YES	YES	YES	YES
BGWA-27	YES	YES	YES	YES	YES
BGWA-28	YES	YES	YES	YES	YES
BGWA-29	YES	YES	YES	YES	YES
BGWC-30	YES	YES	YES	YES	YES
BGWC-31	YES	YES	YES	YES	YES
BGWC-32	YES	YES	YES	YES	YES
BGWA-33	YES	YES	YES	YES	YES
BGWC-34D	YES	YES	YES	YES	YES
BGWC-35D	YES	YES	YES	YES	YES
BGWC-36D	YES	YES	YES	YES	YES
BGWC-37D	YES	YES	YES	YES	YES
BGWC-38D	YES	YES	YES	YES	YES

Well Inspection

Site Name: Plant Bowen AP

Date: 1/29/2024

Permit Number: 008-021D (CCR)

Field Conditions: Temps 50/27 0%

Well ID:	Surface Pad			Internal Casing		
	Good condition (not cracked/ broken)	Sloped away from the protective casing	In complete contact with the ground surface and stable	Cap prevents entry of foreign material into the well	Free of kinks/bends, or any obstructions from foreign objects (such as bailers)	Properly vented for equilibration of air pressure
BGWA-1	YES	YES	YES	YES	YES	YES
BGWA-2	YES	YES	YES	YES	YES	YES
BGWA-3	YES	YES	YES	YES	YES	YES
BGWA-4	YES	YES	YES	YES	YES	YES
BGWA-5	YES	YES	YES	YES	YES	YES
BGWA-6	YES	YES	YES	YES	YES	YES
BGWC-7	YES	YES	YES	YES	YES	YES
BGWC-8	YES	YES	YES	YES	YES	YES
BGWC-9	YES	YES	YES	YES	YES	YES
BGWC-10	YES	YES	YES	YES	YES	YES
BGWC-11	YES	YES	YES	YES	YES	YES
BGWC-12	YES	YES	YES	YES	YES	YES
BGWC-13	YES	YES	YES	YES	YES	YES
BGWC-14A	YES	YES	YES	YES	YES	YES
BGWC-15	YES	YES	YES	YES	YES	YES
BGWC-16	YES	YES	YES	YES	YES	YES
BGWC-17	YES	YES	YES	YES	YES	YES
BGWC-18	YES	YES	YES	YES	YES	YES
BGWC-19	YES	YES	YES	YES	YES	YES
BGWC-20	YES	YES	YES	YES	YES	YES
BGWC-21	YES	YES	YES	YES	YES	YES
BGWC-22	YES	YES	YES	YES	YES	YES
BGWC-23	YES	YES	YES	YES	YES	YES
BGWC-24	YES	YES	YES	YES	YES	YES
BGWC-25	YES	YES	YES	YES	YES	YES
BGWA-26	YES	YES	YES	YES	YES	YES
BGWA-27	YES	YES	YES	YES	YES	YES
BGWA-28	YES	YES	YES	YES	YES	YES
BGWA-29	YES	YES	YES	YES	YES	YES
BGWC-30	YES	YES	YES	YES	YES	YES
BGWC-31	YES	YES	YES	YES	YES	YES
BGWC-32	YES	YES	YES	YES	YES	YES
BGWA-33	YES	YES	YES	YES	YES	YES
BGWC-34D	YES	YES	YES	YES	YES	YES
BGWC-35D	YES	YES	YES	YES	YES	YES
BGWC-36D	YES	YES	YES	YES	YES	YES
BGWC-37D	YES	YES	YES	YES	YES	YES
BGWC-38D	YES	YES	YES	YES	YES	YES

Well Inspection

Site Name: Plant Bowen AP

Date: 1/29/2024

Permit Number: 008-021D (CCR)

Field Conditions: Temps 50/27 0%

Well ID:	Corrective actions as needed, by date:
BGWA-1	
BGWA-2	
BGWA-3	
BGWA-4	Standing water around piezometer
BGWA-5	
BGWA-6	
BGWC-7	
BGWC-8	
BGWC-9	
BGWC-10	
BGWC-11	
BGWC-12	
BGWC-13	
BGWC-14A	
BGWC-15	
BGWC-16	
BGWC-17	
BGWC-18	
BGWC-19	
BGWC-20	
BGWC-21	
BGWC-22	
BGWC-23	
BGWC-24	
BGWC-25	
BGWA-26	
BGWA-27	
BGWA-28	
BGWA-29	
BGWC-30	
BGWC-31	
BGWC-32	
BGWA-33	
BGWC-34D	
BGWC-35D	
BGWC-36D	
BGWC-37D	
BGWC-38D	

Well Inspection

Site Name: Plant Bowen AP

Date: 1/29/2024

Permit Number: 008-021D (CCR)

Field Conditions: Temps 50/27 0%

Well ID:	Location/Identification			
	Visible and accessible	Properly identified with correct well ID	Located in high traffic area; does the well require protection from traffic	Acceptable drainage around well (no standing water, not located in obvious drainage flow path)
BGWC-39	YES	YES	NO	YES
BGWC-40	YES	YES	NO	YES
BGWC-41D	YES	YES	NO	YES
BGWC-42D	YES	YES	NO	YES
BGWC-43D	YES	YES	NO	YES
BGWC-44D	YES	YES	NO	YES
BGWA-47D	YES	YES	NO	YES
BGWA-48D	YES	YES	NO	YES
BGWC-49D	YES	YES	NO	YES
BGWC-50D	YES	YES	NO	YES
BGWC-51	YES	YES	NO	YES
BGWC-52	YES	YES	NO	YES
PZ-1	YES	YES	NO	YES
PZ-2	YES	YES	NO	YES
PZ-3	YES	YES	NO	YES
PZ-4	YES	YES	NO	YES
PZ-5	YES	YES	NO	YES
PZ-6	YES	YES	NO	YES
PZ-7	YES	YES	NO	YES
PZ-8	YES	YES	NO	YES
APPZ-3S	YES	YES	NO	NO
APPZ-3R	YES	YES	NO	NO
APPZ-5S	YES	YES	NO	YES
APPZ-5R	YES	YES	NO	YES
MW-4A	YES	YES	NO	YES
MW-108	YES	YES	NO	YES
PT-02	YES	YES	NO	YES
PT-03	YES	YES	NO	YES

Well Inspection

Site Name: Plant Bowen AP

Date: 1/29/2024

Permit Number: 008-021D (CCR)

Field Conditions: Temps 50/27 0%

Well ID:	Protective Casing				
	Free from apparent damage and able to be secured	No degradation or deterioration	Functioning weep hole	Annular space clear of debris and water, or filled with pea gravel/sand	Locked and is the lock in good condition
BGWC-39	YES	YES	YES	YES	YES
BGWC-40	YES	YES	YES	YES	YES
BGWC-41D	YES	YES	YES	YES	YES
BGWC-42D	YES	YES	YES	YES	YES
BGWC-43D	YES	YES	YES	YES	YES
BGWC-44D	YES	YES	YES	YES	YES
BGWA-47D	YES	YES	YES	YES	YES
BGWA-48D	YES	YES	YES	YES	YES
BGWC-49D	YES	YES	YES	YES	YES
BGWC-50D	YES	YES	YES	YES	YES
BGWC-51	YES	YES	YES	YES	YES
BGWC-52	YES	YES	YES	YES	YES
PZ-1	YES	YES	YES	YES	YES
PZ-2	YES	YES	YES	YES	YES
PZ-3	YES	YES	YES	YES	YES
PZ-4	YES	YES	YES	YES	YES
PZ-5	YES	YES	YES	YES	YES
PZ-6	YES	YES	YES	YES	YES
PZ-7	YES	YES	YES	YES	YES
PZ-8	YES	YES	YES	YES	YES
APPZ-3S	YES	YES	YES	YES	YES
APPZ-3R	YES	YES	YES	YES	YES
APPZ-5S	YES	YES	YES	YES	YES
APPZ-5R	YES	YES	YES	YES	YES
MW-4A	YES	YES	YES	YES	YES
MW-108	YES	YES	YES	YES	YES
PT-02	YES	YES	YES	YES	YES
PT-03	YES	YES	YES	YES	YES

Well Inspection

Site Name: Plant Bowen AP

Date: 1/29/2024

Permit Number: 008-021D (CCR)

Field Conditions: Temps 50/27 0%

Well ID:	Surface Pad			Internal Casing		
	Good condition (not cracked/ broken)	Sloped away from the protective casing	In complete contact with the ground surface and stable	Cap prevents entry of foreign material into the well	Free of kinks/bends, or any obstructions from foreign objects (such as bailers)	Properly vented for equilibration of air pressure
BGWC-39	YES	YES	YES	YES	YES	YES
BGWC-40	YES	YES	YES	YES	YES	YES
BGWC-41D	YES	YES	YES	YES	YES	YES
BGWC-42D	YES	YES	YES	YES	YES	YES
BGWC-43D	YES	YES	YES	YES	YES	YES
BGWC-44D	YES	YES	YES	YES	YES	YES
BGWA-47D	YES	YES	YES	YES	YES	YES
BGWA-48D	YES	YES	YES	YES	YES	YES
BGWC-49D	YES	YES	YES	YES	YES	YES
BGWC-50D	YES	YES	YES	YES	YES	YES
BGWC-51	YES	YES	YES	YES	YES	YES
BGWC-52	YES	YES	YES	YES	YES	YES
PZ-1	YES	YES	YES	YES	YES	YES
PZ-2	YES	YES	YES	YES	YES	YES
PZ-3	YES	YES	YES	YES	YES	YES
PZ-4	YES	YES	YES	YES	YES	YES
PZ-5	YES	YES	YES	YES	YES	YES
PZ-6	YES	YES	YES	YES	YES	YES
PZ-7	YES	YES	YES	YES	YES	YES
PZ-8	YES	YES	YES	YES	YES	YES
APPZ-3S	YES	YES	YES	YES	YES	YES
APPZ-3R	YES	YES	YES	YES	YES	YES
APPZ-5S	YES	YES	YES	YES	YES	YES
APPZ-5R	YES	YES	YES	YES	YES	YES
MW-4A	YES	YES	YES	YES	YES	YES
MW-108	YES	YES	YES	YES	YES	YES
PT-02	YES	YES	YES	YES	YES	YES
PT-03	NO	YES	YES	YES	YES	YES

Well Inspection

Site Name: Plant Bowen AP

Date: 1/29/2024

Permit Number: 008-021D (CCR)

Field Conditions: Temps 50/27 0%

Well ID:	Corrective actions as needed, by date:
BGWC-39	
BGWC-40	
BGWC-41D	
BGWC-42D	
BGWC-43D	
BGWC-44D	
BGWA-47D	
BGWA-48D	
BGWC-49D	
BGWC-50D	
BGWC-51	
BGWC-52	
PZ-1	
PZ-2	
PZ-3	
PZ-4	
PZ-5	
PZ-6	
PZ-7	
PZ-8	
APPZ-3S	Excessive sediment build-up around well.
APPZ-3R	Excessive sediment build-up around well.
APPZ-5S	
APPZ-5R	
MW-4A	
MW-108	
PT-02	
PT-03	Protective casing is slightly loose and pad cracked near terminus with pad.

APPENDIX C

Analytical Laboratory Results and Field Sampling Forms

Laboratory Analytical Reports

January 2024

Pace Analytical Services, LLC
9800 Kincey Ave. Suite 100
Huntersville, NC 28078
(704)875-9092

March 08, 2024

Kristen Jurinko
Southern Co.
241 Ralph McGill Blvd NE
Bin 10160
Atlanta, GA 30308

RE: Project: Bowen AP-1
Pace Project No.: 92711015

Dear Kristen Jurinko:

Enclosed are the analytical results for sample(s) received by the laboratory between January 31, 2024 and February 09, 2024. The results relate only to the samples included in this report. Results reported herein conform to the applicable TNI/NELAC Standards and the laboratory's Quality Manual, where applicable, unless otherwise noted in the body of the report.

The test results provided in this final report were generated by each of the following laboratories within the Pace Network:

- Pace Analytical Services - Asheville
- Pace Analytical Services - Peachtree Corners, GA

If you have any questions concerning this report, please feel free to contact me.

Sincerely,

Bonnie Vang
bonnie.vang@pacelabs.com
704-977-0968
Project Manager

Enclosures

cc: Whitney Law, Geosyntec
Laura Midkiff, Southern Co.
Caroline Nelson, Geosyntec
Anthony Szwast, Geosyntec

This report shall not be reproduced, except in full,
without the written consent of Pace Analytical Services, LLC.

Pace Analytical Services, LLC
9800 Kincey Ave. Suite 100
Huntersville, NC 28078
(704)875-9092

CERTIFICATIONS

Project: Bowen AP-1
Pace Project No.: 92711015

Pace Analytical Services Asheville
2225 Riverside Drive, Asheville, NC 28804
Florida/NELAP Certification #: E87648
North Carolina Drinking Water Certification #: 37712
North Carolina Wastewater Certification #: 40
South Carolina Laboratory ID: 99030
South Carolina Certification #: 99030001
Virginia/VELAP Certification #: 460222

Pace Analytical Services Peachtree Corners
110 Technology Pkwy, Peachtree Corners, GA 30092
Florida DOH Certification #: E87315
Georgia DW Inorganics Certification #: 812
North Carolina Certification #: 381
South Carolina Certification #: 98011001
Virginia Certification #: 460204

REPORT OF LABORATORY ANALYSIS

This report shall not be reproduced, except in full,
without the written consent of Pace Analytical Services, LLC.

Pace Analytical Services, LLC
9800 Kincey Ave. Suite 100
Huntersville, NC 28078
(704)875-9092

SAMPLE SUMMARY

Project: Bowen AP-1
Pace Project No.: 92711015

Lab ID	Sample ID	Matrix	Date Collected	Date Received
92711015001	**BOW-BGWC-24**	Water	01/30/24 14:40	01/31/24 13:25
92711015002	**BOW-BGWC-36D**	Water	01/30/24 14:15	01/31/24 13:25
92711015003	**BOW-BGWC-43D**	Water	01/30/24 12:12	01/31/24 13:25
92711015004	**BOW-AP1-FD-01**	Water	01/30/24 00:00	01/31/24 13:25
92711015005	**BOW-AP1-FB-01**	Water	01/30/24 16:00	01/31/24 13:25
92711015006	**BOW-AP1-EB-01**	Water	01/30/24 16:08	01/31/24 13:25
92711015007	**BOW-BGWA-47D**	Water	01/31/24 11:36	02/02/24 10:52
92711015008	**BOW-BGWA-48D**	Water	01/31/24 14:54	02/02/24 10:52
92711015009	**BOW-BGWC-8**	Water	02/01/24 11:29	02/02/24 10:52
92711015010	**BOW-BGWC-9**	Water	02/01/24 11:22	02/02/24 10:52
92711015011	**BOW-BGWC-10**	Water	02/01/24 14:59	02/02/24 10:52
92711015012	**BOW-BGWC-12**	Water	02/01/24 14:00	02/02/24 10:52
92711015013	**BOW-BGWC-14A**	Water	02/01/24 14:08	02/02/24 10:52
92711015014	**BOW-BGWC-16**	Water	02/01/24 15:34	02/02/24 10:52
92711015015	**BOW-BGWC-17**	Water	02/01/24 16:09	02/02/24 10:52
92711015016	**BOW-BGWA-6**	Water	01/31/24 13:08	02/02/24 10:52
92711015017	**BOW-BGWC-44D**	Water	01/31/24 11:28	02/02/24 10:52
92711015018	**BOW-BGWC-50D**	Water	01/31/24 15:12	02/02/24 10:52
92711015019	**BOW-AP1-FB-02**	Water	02/01/24 16:15	02/02/24 10:52
92711015020	**BOW-BGWC-7**	Water	02/02/24 11:42	02/06/24 10:22
92711015021	**BOW-BGWA-29**	Water	02/05/24 11:20	02/06/24 10:22
92711015022	**BOW-BGWC-18**	Water	02/02/24 11:22	02/06/24 10:22
92711015023	**BOW-BGWC-19**	Water	02/02/24 14:00	02/06/24 10:22
92711015024	**BOW-BGWC-20**	Water	02/05/24 15:32	02/06/24 10:22
92711015025	**BOW-BGWC-21**	Water	02/05/24 15:31	02/06/24 10:22
92711015026	**BOW-BGWC-31**	Water	02/02/24 13:12	02/06/24 10:22
92711015027	**BOW-BGWC-25**	Water	02/05/24 14:42	02/06/24 10:22
92711015028	**BOW-BGWC-34D**	Water	02/05/24 13:10	02/06/24 10:22
92711015029	**BOW-BGWC-51**	Water	02/05/24 11:11	02/06/24 10:22
92711015030	**BOW-BGWC-52**	Water	02/05/24 13:35	02/06/24 10:22
92711015031	**BOW-AP1-FD-03**	Water	02/05/24 00:00	02/06/24 10:22
92711015032	**BOW-AP1-FB-03**	Water	02/05/24 16:25	02/06/24 10:22
92711015033	**BOW-AP1-FD-02**	Water	02/02/24 00:00	02/06/24 10:22
92711015034	**BOW-BGWA-33**	Water	02/07/24 10:25	02/09/24 12:47
92711015035	**BOW-BGWA-2**	Water	02/08/24 12:13	02/09/24 12:47
92711015036	**BOW-BGWC-22**	Water	02/08/24 12:33	02/09/24 12:47
92711015037	**BOW-BGWC-23**	Water	02/08/24 14:29	02/09/24 12:47

REPORT OF LABORATORY ANALYSIS

This report shall not be reproduced, except in full,
without the written consent of Pace Analytical Services, LLC.

Pace Analytical Services, LLC
9800 Kincey Ave. Suite 100
Huntersville, NC 28078
(704)875-9092

SAMPLE SUMMARY

Project: Bowen AP-1
Pace Project No.: 92711015

Lab ID	Sample ID	Matrix	Date Collected	Date Received
92711015038	**BOW-BGWC-30**	Water	02/06/24 14:14	02/09/24 12:47
92711015039	**BOW-BGWC-38D**	Water	02/06/24 16:07	02/09/24 12:47
92711015040	**BOW-BGWC-35D**	Water	02/07/24 10:57	02/09/24 12:47
92711015041	**BOW-BGWC-37D**	Water	02/07/24 13:17	02/09/24 12:47
92711015042	**BOW-BGWC-32**	Water	02/08/24 09:41	02/09/24 12:47
92711015043	**BOW-BGWC-49D**	Water	02/06/24 16:01	02/09/24 12:47
92711015044	**BOW-BGWC-40**	Water	02/07/24 12:44	02/09/24 12:47
92711015045	**BOW-BGWC-41D**	Water	02/07/24 15:02	02/09/24 12:47
92711015046	**BOW-BGWC-42D**	Water	02/07/24 16:01	02/09/24 12:47
92711015047	**BOW-BGWC-39**	Water	02/08/24 10:50	02/09/24 12:47
92711015048	**BOW-AP1-FD-04**	Water	02/07/24 00:00	02/09/24 12:47
92711015049	**BOW-AP1-FB-04**	Water	02/07/24 14:34	02/09/24 12:47
92711015050	**BOW-AP1-EB-02**	Water	02/08/24 14:55	02/09/24 12:47

This report shall not be reproduced, except in full,
without the written consent of Pace Analytical Services, LLC.

Pace Analytical Services, LLC
9800 Kincey Ave. Suite 100
Huntersville, NC 28078
(704)875-9092

SAMPLE ANALYTE COUNT

Project: Bowen AP-1
Pace Project No.: 92711015

Lab ID	Sample ID	Method	Analysts	Analytes Reported
92711015001	**BOW-BGWC-24**	EPA 6010D	AJM, DRB	6
		EPA 6020B	CW1	13
		EPA 7470A	VB	1
		SM 2320B-2011	YEG	3
		SM 2540C-2015	JAY	1
		SM 4500-S2D-2011	JP1	1
		EPA 300.0 Rev 2.1 1993	CDC	3
92711015002	**BOW-BGWC-36D**	EPA 6010D	AJM, DRB	6
		EPA 6020B	CW1	13
		EPA 7470A	VB	1
		SM 2320B-2011	YEG	3
		SM 2540C-2015	JAY	1
		SM 4500-S2D-2011	JP1	1
		EPA 300.0 Rev 2.1 1993	CDC	3
92711015003	**BOW-BGWC-43D**	EPA 6010D	AJM, DRB	6
		EPA 6020B	CW1	13
		EPA 7470A	VB	1
		SM 2320B-2011	YEG	3
		SM 2540C-2015	JAY	1
		SM 4500-S2D-2011	JP1	1
		EPA 300.0 Rev 2.1 1993	CDC	3
92711015004	**BOW-AP1-FD-01**	EPA 6010D	AJM, DRB	6
		EPA 6020B	CW1	13
		EPA 7470A	VB	1
		SM 2320B-2011	YEG	3
		SM 2540C-2015	JAY	1
		SM 4500-S2D-2011	JP1	1
		EPA 300.0 Rev 2.1 1993	CDC	3
92711015005	**BOW-AP1-FB-01**	EPA 6010D	DRB	6
		EPA 6020B	CW1	13
		EPA 7470A	VB	1
		SM 2320B-2011	YEG	3
		SM 2540C-2015	JAY	1
		SM 4500-S2D-2011	JP1	1
		EPA 300.0 Rev 2.1 1993	CDC	3
92711015006	**BOW-AP1-EB-01**	EPA 6010D	DRB	6
		EPA 6020B	CW1	13

REPORT OF LABORATORY ANALYSIS

This report shall not be reproduced, except in full,
without the written consent of Pace Analytical Services, LLC.

Pace Analytical Services, LLC
9800 Kincey Ave. Suite 100
Huntersville, NC 28078
(704)875-9092

SAMPLE ANALYTE COUNT

Project: Bowen AP-1
Pace Project No.: 92711015

Lab ID	Sample ID	Method	Analysts	Analytes Reported
		EPA 7470A	VB	1
		SM 2320B-2011	YEG	3
		SM 2540C-2015	JAY	1
		SM 4500-S2D-2011	JP1	1
		EPA 300.0 Rev 2.1 1993	CDC	3
92711015007	**BOW-BGWA-47D**	EPA 6010D	AJM, DRB	6
		EPA 6020B	MT1	13
		EPA 7470A	VB	1
		SM 2320B-2011	SMS	3
		SM 2540C-2015	JAY	1
		SM 4500-S2D-2011	JP1	1
		EPA 300.0 Rev 2.1 1993	JCM	3
92711015008	**BOW-BGWA-48D**	EPA 6010D	AJM, DRB	6
		EPA 6020B	MT1	13
		EPA 7470A	VB	1
		SM 2320B-2011	SMS	3
		SM 2540C-2015	JAY	1
		SM 4500-S2D-2011	JP1	1
		EPA 300.0 Rev 2.1 1993	JCM	3
92711015009	**BOW-BGWC-8**	EPA 6010D	AJM, DRB	6
		EPA 6020B	MT1	13
		EPA 7470A	VB	1
		SM 2320B-2011	SMS	3
		SM 2540C-2015	JAY	1
		SM 4500-S2D-2011	JP1	1
		EPA 300.0 Rev 2.1 1993	JCM	3
92711015010	**BOW-BGWC-9**	EPA 6010D	AJM, DRB	6
		EPA 6020B	MT1	13
		EPA 7470A	VB	1
		SM 2320B-2011	SMS	3
		SM 2540C-2015	JAY	1
		SM 4500-S2D-2011	JP1	1
		EPA 300.0 Rev 2.1 1993	JCM	3
92711015011	**BOW-BGWC-10**	EPA 6010D	AJM, DRB	6
		EPA 6020B	MT1	13
		EPA 7470A	VB	1
		SM 2320B-2011	SMS	3

REPORT OF LABORATORY ANALYSIS

This report shall not be reproduced, except in full,
without the written consent of Pace Analytical Services, LLC.

Pace Analytical Services, LLC
9800 Kincey Ave. Suite 100
Huntersville, NC 28078
(704)875-9092

SAMPLE ANALYTE COUNT

Project: Bowen AP-1
Pace Project No.: 92711015

Lab ID	Sample ID	Method	Analysts	Analytes Reported
		SM 2540C-2015	JAY	1
		SM 4500-S2D-2011	JP1	1
		EPA 300.0 Rev 2.1 1993	JCM	3
92711015012	**BOW-BGWC-12**	EPA 6010D	AJM, DRB	6
		EPA 6020B	MT1	13
		EPA 7470A	VB	1
		SM 2320B-2011	SMS	3
		SM 2540C-2015	JAY	1
		SM 4500-S2D-2011	JP1	1
		EPA 300.0 Rev 2.1 1993	JCM	3
92711015013	**BOW-BGWC-14A**	EPA 6010D	AJM, DRB	6
		EPA 6020B	MT1	13
		EPA 7470A	VB	1
		SM 2320B-2011	SMS	3
		SM 2540C-2015	JAY	1
		SM 4500-S2D-2011	JP1	1
		EPA 300.0 Rev 2.1 1993	JCM	3
92711015014	**BOW-BGWC-16**	EPA 6010D	AJM, DRB	6
		EPA 6020B	MT1	13
		EPA 7470A	VB	1
		SM 2320B-2011	SMS	3
		SM 2540C-2015	JAY	1
		SM 4500-S2D-2011	JP1	1
		EPA 300.0 Rev 2.1 1993	JCM	3
92711015015	**BOW-BGWC-17**	EPA 6010D	AJM, DRB	6
		EPA 6020B	MT1	13
		EPA 7470A	VB	1
		SM 2320B-2011	SMS	3
		SM 2540C-2015	JAY	1
		SM 4500-S2D-2011	JP1	1
		EPA 300.0 Rev 2.1 1993	JCM	3
92711015016	**BOW-BGWA-6**	EPA 6010D	AJM, DRB	6
		EPA 6020B	MT1	13
		EPA 7470A	VB	1
		SM 2320B-2011	SMS	3
		SM 2540C-2015	JAY	1
		SM 4500-S2D-2011	JP1	1

REPORT OF LABORATORY ANALYSIS

This report shall not be reproduced, except in full,
without the written consent of Pace Analytical Services, LLC.

Pace Analytical Services, LLC
9800 Kincey Ave. Suite 100
Huntersville, NC 28078
(704)875-9092

SAMPLE ANALYTE COUNT

Project: Bowen AP-1
Pace Project No.: 92711015

Lab ID	Sample ID	Method	Analysts	Analytes Reported
		EPA 300.0 Rev 2.1 1993	JCM	3
92711015017	**BOW-BGWC-44D**	EPA 6010D	AJM, DRB	6
		EPA 6020B	MT1	13
		EPA 7470A	VB	1
		SM 2320B-2011	SMS	3
		SM 2540C-2015	JAY	1
		SM 4500-S2D-2011	JP1	1
		EPA 300.0 Rev 2.1 1993	JCM	3
92711015018	**BOW-BGWC-50D**	EPA 6010D	AJM, DRB	6
		EPA 6020B	MT1	13
		EPA 7470A	VB	1
		SM 2320B-2011	SMS	3
		SM 2540C-2015	JAY	1
		SM 4500-S2D-2011	JP1	1
		EPA 300.0 Rev 2.1 1993	JCM	3
92711015019	**BOW-AP1-FB-02**	EPA 6010D	AJM, DRB	6
		EPA 6020B	MT1	13
		EPA 7470A	VB	1
		SM 2320B-2011	SMS	3
		SM 2540C-2015	JAY	1
		SM 4500-S2D-2011	JP1	1
		EPA 300.0 Rev 2.1 1993	JCM	3
92711015020	**BOW-BGWC-7**	EPA 6010D	AJM	6
		EPA 6020B	MT1	13
		EPA 7470A	VB	1
		SM 2320B-2011	SMS	3
		SM 2540C-2015	JAY	1
		SM 4500-S2D-2011	JP1	1
		EPA 300.0 Rev 2.1 1993	CDC	3
92711015021	**BOW-BGWA-29**	EPA 6010D	AJM	6
		EPA 6020B	MT1	13
		EPA 7470A	VB	1
		SM 2320B-2011	SMS	3
		SM 2540C-2015	JAY	1
		SM 4500-S2D-2011	JP1	1
		EPA 300.0 Rev 2.1 1993	CDC	3
92711015022	**BOW-BGWC-18**	EPA 6010D	AJM	6

This report shall not be reproduced, except in full,
without the written consent of Pace Analytical Services, LLC.

Pace Analytical Services, LLC
9800 Kincey Ave. Suite 100
Huntersville, NC 28078
(704)875-9092

SAMPLE ANALYTE COUNT

Project: Bowen AP-1
Pace Project No.: 92711015

Lab ID	Sample ID	Method	Analysts	Analytes Reported
		EPA 6020B	MT1	13
		EPA 7470A	VB	1
		SM 2320B-2011	SMS	3
		SM 2540C-2015	JAY	1
		SM 4500-S2D-2011	JP1	1
		EPA 300.0 Rev 2.1 1993	CDC	3
92711015023	**BOW-BGWC-19**	EPA 6010D	AJM	6
		EPA 6020B	MT1	13
		EPA 7470A	VB	1
		SM 2320B-2011	SMS	3
		SM 2540C-2015	JAY	1
		SM 4500-S2D-2011	JP1	1
		EPA 300.0 Rev 2.1 1993	CDC	3
92711015024	**BOW-BGWC-20**	EPA 6010D	AJM	6
		EPA 6020B	MT1	13
		EPA 7470A	VB	1
		SM 2320B-2011	SMS	3
		SM 2540C-2015	JMH1	1
		SM 4500-S2D-2011	JP1	1
		EPA 300.0 Rev 2.1 1993	CDC	3
92711015025	**BOW-BGWC-21**	EPA 6010D	AJM	6
		EPA 6020B	CW1	13
		EPA 7470A	VB	1
		SM 2320B-2011	SMS	3
		SM 2540C-2015	JMH1	1
		SM 4500-S2D-2011	JP1	1
		EPA 300.0 Rev 2.1 1993	CDC	3
92711015026	**BOW-BGWC-31**	EPA 6010D	AJM	6
		EPA 6020B	CW1	13
		EPA 7470A	VB	1
		SM 2320B-2011	SMS	3
		SM 2540C-2015	JAY	1
		SM 4500-S2D-2011	JP1	1
		EPA 300.0 Rev 2.1 1993	CDC	3
92711015027	**BOW-BGWC-25**	EPA 6010D	AJM	6
		EPA 6020B	CW1	13
		EPA 7470A	VB	1

This report shall not be reproduced, except in full,
without the written consent of Pace Analytical Services, LLC.

Pace Analytical Services, LLC
9800 Kincey Ave. Suite 100
Huntersville, NC 28078
(704)875-9092

SAMPLE ANALYTE COUNT

Project: Bowen AP-1
Pace Project No.: 92711015

Lab ID	Sample ID	Method	Analysts	Analytes Reported
		SM 2320B-2011	SMS	3
		SM 2540C-2015	JMH1	1
		SM 4500-S2D-2011	JP1	1
		EPA 300.0 Rev 2.1 1993	CDC	3
92711015028	**BOW-BGWC-34D**	EPA 6010D	AJM	6
		EPA 6020B	CW1	13
		EPA 7470A	VB	1
		SM 2320B-2011	SMS	3
		SM 2540C-2015	JMH1	1
		SM 4500-S2D-2011	JP1	1
		EPA 300.0 Rev 2.1 1993	CDC	3
92711015029	**BOW-BGWC-51**	EPA 6010D	AJM	6
		EPA 6020B	CW1	13
		EPA 7470A	VB	1
		SM 2320B-2011	SMS	3
		SM 2540C-2015	JMH1	1
		SM 4500-S2D-2011	JP1	1
		EPA 300.0 Rev 2.1 1993	CDC	3
92711015030	**BOW-BGWC-52**	EPA 6010D	AJM	6
		EPA 6020B	CW1	13
		EPA 7470A	VB	1
		SM 2320B-2011	SMS	3
		SM 2540C-2015	JMH1	1
		SM 4500-S2D-2011	JP1	1
		EPA 300.0 Rev 2.1 1993	CDC	3
92711015031	**BOW-AP1-FD-03**	EPA 6010D	AJM	6
		EPA 6020B	CW1	13
		EPA 7470A	VB	1
		SM 2320B-2011	SMS	3
		SM 2540C-2015	JMH1	1
		SM 4500-S2D-2011	JP1	1
		EPA 300.0 Rev 2.1 1993	CDC	3
92711015032	**BOW-AP1-FB-03**	EPA 6010D	AJM	6
		EPA 6020B	CW1	13
		EPA 7470A	VB	1
		SM 2320B-2011	SMS	3
		SM 2540C-2015	JMH1	1

REPORT OF LABORATORY ANALYSIS

This report shall not be reproduced, except in full,
without the written consent of Pace Analytical Services, LLC.

Pace Analytical Services, LLC
9800 Kincey Ave. Suite 100
Huntersville, NC 28078
(704)875-9092

SAMPLE ANALYTE COUNT

Project: Bowen AP-1
Pace Project No.: 92711015

Lab ID	Sample ID	Method	Analysts	Analytes Reported
		SM 4500-S2D-2011	JP1	1
		EPA 300.0 Rev 2.1 1993	CDC	3
92711015033	**BOW-AP1-FD-02**	EPA 6010D	AJM	6
		EPA 6020B	CW1	13
		EPA 7470A	VB	1
		SM 2320B-2011	SMS	3
		SM 2540C-2015	JAY	1
		SM 4500-S2D-2011	JP1	1
		EPA 300.0 Rev 2.1 1993	CDC	3
92711015034	**BOW-BGWA-33**	EPA 6010D	AJM	6
		EPA 6020B	MT1	13
		EPA 7470A	VB	1
		SM 2320B-2011	SMS	3
		SM 2540C-2015	JAY	1
		SM 4500-S2D-2011	JP1	1
		EPA 300.0 Rev 2.1 1993	CDC	3
92711015035	**BOW-BGWA-2**	EPA 6010D	AJM	6
		EPA 6020B	MT1	13
		EPA 7470A	VB	1
		SM 2320B-2011	SMS	3
		SM 2540C-2015	JAY	1
		SM 4500-S2D-2011	JP1	1
		EPA 300.0 Rev 2.1 1993	CDC	3
92711015036	**BOW-BGWC-22**	EPA 6010D	AJM	6
		EPA 6020B	MT1	13
		EPA 7470A	VB	1
		SM 2320B-2011	SMS	3
		SM 2540C-2015	JAY	1
		SM 4500-S2D-2011	JP1	1
		EPA 300.0 Rev 2.1 1993	CDC	3
92711015037	**BOW-BGWC-23**	EPA 6010D	AJM	6
		EPA 6020B	MT1	13
		EPA 7470A	VB	1
		SM 2320B-2011	SMS	3
		SM 2540C-2015	JMH1	1
		SM 4500-S2D-2011	JP1	1
		EPA 300.0 Rev 2.1 1993	CDC	3

REPORT OF LABORATORY ANALYSIS

This report shall not be reproduced, except in full,
without the written consent of Pace Analytical Services, LLC.

Pace Analytical Services, LLC
9800 Kincey Ave. Suite 100
Huntersville, NC 28078
(704)875-9092

SAMPLE ANALYTE COUNT

Project: Bowen AP-1
Pace Project No.: 92711015

Lab ID	Sample ID	Method	Analysts	Analytes Reported
92711015038	**BOW-BGWC-30**	EPA 6010D	AJM	6
		EPA 6020B	MT1	13
		EPA 7470A	VB	1
		SM 2320B-2011	SMS	3
		SM 2540C-2015	JAY	1
		SM 4500-S2D-2011	JP1	1
		EPA 300.0 Rev 2.1 1993	CDC	3
92711015039	**BOW-BGWC-38D**	EPA 6010D	AJM, DRB	6
		EPA 6020B	MT1	13
		EPA 7470A	VB	1
		SM 2320B-2011	SMS	3
		SM 2540C-2015	JAY	1
		SM 4500-S2D-2011	JP1	1
		EPA 300.0 Rev 2.1 1993	CDC	3
92711015040	**BOW-BGWC-35D**	EPA 6010D	AJM, DRB	6
		EPA 6020B	MT1	13
		EPA 7470A	VB	1
		SM 2320B-2011	SMS	3
		SM 2540C-2015	JAY	1
		SM 4500-S2D-2011	JP1	1
		EPA 300.0 Rev 2.1 1993	CDC	3
92711015041	**BOW-BGWC-37D**	EPA 6010D	AJM, DRB	6
		EPA 6020B	MT1	13
		EPA 7470A	VB	1
		SM 2320B-2011	SMS	3
		SM 2540C-2015	JAY	1
		SM 4500-S2D-2011	JP1	1
		EPA 300.0 Rev 2.1 1993	CDC	3
92711015042	**BOW-BGWC-32**	EPA 6010D	AJM, DRB	6
		EPA 6020B	MT1	13
		EPA 7470A	VB	1
		SM 2320B-2011	SMS	3
		SM 2540C-2015	JMH1	1
		SM 4500-S2D-2011	JP1	1
		EPA 300.0 Rev 2.1 1993	CDC	3
92711015043	**BOW-BGWC-49D**	EPA 6010D	AJM, DRB	6
		EPA 6020B	MT1	13

REPORT OF LABORATORY ANALYSIS

This report shall not be reproduced, except in full,
without the written consent of Pace Analytical Services, LLC.

Pace Analytical Services, LLC
9800 Kincey Ave. Suite 100
Huntersville, NC 28078
(704)875-9092

SAMPLE ANALYTE COUNT

Project: Bowen AP-1
Pace Project No.: 92711015

Lab ID	Sample ID	Method	Analysts	Analytes Reported
		EPA 7470A	VB	1
		SM 2320B-2011	SMS	3
		SM 2540C-2015	JAY	1
		SM 4500-S2D-2011	JP1	1
		EPA 300.0 Rev 2.1 1993	CDC	3
92711015044	**BOW-BGWC-40**	EPA 6010D	AJM, DRB	6
		EPA 6020B	MT1	13
		EPA 7470A	VB	1
		SM 2320B-2011	SMS	3
		SM 2540C-2015	JAY	1
		SM 4500-S2D-2011	JP1	1
		EPA 300.0 Rev 2.1 1993	CDC	3
92711015045	**BOW-BGWC-41D**	EPA 6010D	AJM, DRB	6
		EPA 6020B	MT1	13
		EPA 7470A	VB	1
		SM 2320B-2011	SMS	3
		SM 2540C-2015	JAY	1
		SM 4500-S2D-2011	JP1	1
		EPA 300.0 Rev 2.1 1993	CDC	3
92711015046	**BOW-BGWC-42D**	EPA 6010D	AJM, DRB	6
		EPA 6020B	MT1	13
		EPA 7470A	VB	1
		SM 2320B-2011	SMS	3
		SM 2540C-2015	JAY	1
		SM 4500-S2D-2011	JP1	1
		EPA 300.0 Rev 2.1 1993	CDC	3
92711015047	**BOW-BGWC-39**	EPA 6010D	AJM, DRB	6
		EPA 6020B	MT1	13
		EPA 7470A	VB	1
		SM 2320B-2011	SMS	3
		SM 2540C-2015	JMH1	1
		SM 4500-S2D-2011	JP1	1
		EPA 300.0 Rev 2.1 1993	CDC	3
92711015048	**BOW-AP1-FD-04**	EPA 6010D	AJM, DRB	6
		EPA 6020B	MT1	13
		EPA 7470A	VB	1
		SM 2320B-2011	SMS	3

REPORT OF LABORATORY ANALYSIS

This report shall not be reproduced, except in full,
without the written consent of Pace Analytical Services, LLC.

Pace Analytical Services, LLC
9800 Kincey Ave. Suite 100
Huntersville, NC 28078
(704)875-9092

SAMPLE ANALYTE COUNT

Project: Bowen AP-1
Pace Project No.: 92711015

Lab ID	Sample ID	Method	Analysts	Analytes Reported
		SM 2540C-2015	JAY	1
		SM 4500-S2D-2011	JP1	1
		EPA 300.0 Rev 2.1 1993	CDC	3
92711015049	**BOW-AP1-FB-04**	EPA 6010D	AJM, DRB	6
		EPA 6020B	MT1	13
		EPA 7470A	VB	1
		SM 2320B-2011	SMS	3
		SM 2540C-2015	JAY	1
		SM 4500-S2D-2011	JP1	1
		EPA 300.0 Rev 2.1 1993	CDC	3
92711015050	**BOW-AP1-EB-02**	EPA 6010D	AJM, DRB	6
		EPA 6020B	MT1	13
		EPA 7470A	VB	1
		SM 2320B-2011	SMS	3
		SM 2540C-2015	JMH1	1
		SM 4500-S2D-2011	JP1	1
		EPA 300.0 Rev 2.1 1993	CDC	3

PASI-A = Pace Analytical Services - Asheville
PASI-GA = Pace Analytical Services - Peachtree Corners, GA

This report shall not be reproduced, except in full,
without the written consent of Pace Analytical Services, LLC.

Pace Analytical Services, LLC
9800 Kincey Ave. Suite 100
Huntersville, NC 28078
(704)875-9092

SUMMARY OF DETECTION

Project: Bowen AP-1
Pace Project No.: 92711015

Lab Sample ID / Method	Client Sample ID / Parameters	Result	Units	Report Limit	Analyzed	Qualifiers
92711015001	**BOW-BGWC-24**					
EPA 6010D	Manganese	2.1	mg/L	0.040	02/06/24 03:15	
EPA 6010D	Potassium	7.9	mg/L	0.50	02/06/24 03:15	
EPA 6010D	Magnesium	62.4	mg/L	0.050	02/06/24 03:15	
EPA 6010D	Sodium	10.6	mg/L	5.0	02/07/24 01:56	
EPA 6010D	Calcium	413	mg/L	5.0	02/07/24 01:56	
EPA 6020B	Arsenic	0.0036J	mg/L	0.0050	02/01/24 18:57	
EPA 6020B	Barium	0.042	mg/L	0.0050	02/01/24 18:57	
EPA 6020B	Beryllium	0.00028J	mg/L	0.00050	02/01/24 18:57	
EPA 6020B	Boron	15.7	mg/L	2.0	02/02/24 15:10	
EPA 6020B	Cadmium	0.0022	mg/L	0.00050	02/01/24 18:57	
EPA 6020B	Cobalt	0.0020J	mg/L	0.0050	02/01/24 18:57	
EPA 6020B	Lithium	0.0054J	mg/L	0.030	02/01/24 18:57	
EPA 6020B	Selenium	0.0054	mg/L	0.0050	02/01/24 18:57	
EPA 7470A	Mercury	0.00062	mg/L	0.00020	02/15/24 15:01	M1, R1
SM 2320B-2011	Alkalinity,Bicarbonate (CaCO3)	148	mg/L	5.0	02/05/24 16:47	
SM 2320B-2011	Alkalinity, Total as CaCO3	148	mg/L	5.0	02/05/24 16:47	
SM 2540C-2015	Total Dissolved Solids	2180	mg/L	50.0	02/01/24 11:54	
EPA 300.0 Rev 2.1 1993	Chloride	533	mg/L	12.0	02/01/24 14:13	
EPA 300.0 Rev 2.1 1993	Fluoride	0.13	mg/L	0.10	02/01/24 06:12	
EPA 300.0 Rev 2.1 1993	Sulfate	324	mg/L	12.0	02/01/24 14:13	
92711015002	**BOW-BGWC-36D**					
EPA 6010D	Potassium	3.8	mg/L	0.50	02/06/24 03:20	
EPA 6010D	Magnesium	54.3	mg/L	0.050	02/06/24 03:20	
EPA 6010D	Sodium	12.1	mg/L	5.0	02/07/24 02:01	
EPA 6010D	Calcium	166	mg/L	5.0	02/07/24 02:01	
EPA 6020B	Antimony	0.0021J	mg/L	0.0030	02/01/24 19:14	
EPA 6020B	Arsenic	0.0017J	mg/L	0.0050	02/01/24 19:14	
EPA 6020B	Barium	0.060	mg/L	0.0050	02/01/24 19:14	
EPA 6020B	Boron	4.6	mg/L	0.40	02/02/24 15:22	
EPA 6020B	Lithium	0.0016J	mg/L	0.030	02/01/24 19:14	
EPA 6020B	Molybdenum	0.012	mg/L	0.010	02/01/24 19:14	
EPA 6020B	Selenium	0.013	mg/L	0.0050	02/01/24 19:14	
SM 2320B-2011	Alkalinity,Bicarbonate (CaCO3)	131	mg/L	5.0	02/05/24 16:58	
SM 2320B-2011	Alkalinity, Total as CaCO3	131	mg/L	5.0	02/05/24 16:58	
SM 2540C-2015	Total Dissolved Solids	908	mg/L	50.0	02/01/24 11:54	
EPA 300.0 Rev 2.1 1993	Chloride	240	mg/L	5.0	02/01/24 14:27	M1
EPA 300.0 Rev 2.1 1993	Fluoride	0.096J	mg/L	0.10	02/01/24 06:56	M1
EPA 300.0 Rev 2.1 1993	Sulfate	126	mg/L	5.0	02/01/24 14:27	
92711015003	**BOW-BGWC-43D**					
EPA 6010D	Iron	0.14	mg/L	0.040	02/06/24 03:25	
EPA 6010D	Manganese	0.78	mg/L	0.040	02/06/24 03:25	
EPA 6010D	Potassium	5.5	mg/L	0.50	02/06/24 03:25	
EPA 6010D	Magnesium	66.5	mg/L	0.050	02/06/24 03:25	
EPA 6010D	Sodium	17.9	mg/L	1.0	02/07/24 02:05	
EPA 6010D	Calcium	290	mg/L	1.0	02/07/24 02:05	
EPA 6020B	Antimony	0.0015J	mg/L	0.0030	02/01/24 19:18	

This report shall not be reproduced, except in full,
without the written consent of Pace Analytical Services, LLC.

Pace Analytical Services, LLC
9800 Kincey Ave. Suite 100
Huntersville, NC 28078
(704)875-9092

SUMMARY OF DETECTION

Project: Bowen AP-1
Pace Project No.: 92711015

Lab Sample ID / Method	Client Sample ID / Parameters	Result	Units	Report Limit	Analyzed	Qualifiers
92711015003	**BOW-BGWC-43D**					
EPA 6020B	Arsenic	0.0034J	mg/L	0.0050	02/01/24 19:18	
EPA 6020B	Barium	0.072	mg/L	0.0050	02/01/24 19:18	
EPA 6020B	Boron	12.6	mg/L	2.0	02/02/24 15:26	
EPA 6020B	Cadmium	0.00034J	mg/L	0.00050	02/01/24 19:18	
EPA 6020B	Cobalt	0.0024J	mg/L	0.0050	02/01/24 19:18	
EPA 6020B	Lithium	0.017J	mg/L	0.030	02/01/24 19:18	
EPA 6020B	Molybdenum	0.12	mg/L	0.010	02/01/24 19:18	
EPA 6020B	Selenium	0.0055	mg/L	0.0050	02/01/24 19:18	
EPA 6020B	Thallium	0.0055	mg/L	0.0010	02/01/24 19:18	
SM 2320B-2011	Alkalinity,Bicarbonate (CaCO3)	99.8	mg/L	5.0	02/05/24 17:08	
SM 2320B-2011	Alkalinity, Total as CaCO3	99.8	mg/L	5.0	02/05/24 17:08	
SM 2540C-2015	Total Dissolved Solids	1840	mg/L	50.0	02/01/24 11:54	
EPA 300.0 Rev 2.1 1993	Chloride	446	mg/L	10.0	02/01/24 16:53	
EPA 300.0 Rev 2.1 1993	Fluoride	0.82	mg/L	0.10	02/01/24 07:39	
EPA 300.0 Rev 2.1 1993	Sulfate	288	mg/L	10.0	02/01/24 16:53	
92711015004	**BOW-AP1-FD-01**					
EPA 6010D	Calcium	142	mg/L	1.0	02/06/24 03:44	
EPA 6010D	Magnesium	49.8	mg/L	0.050	02/06/24 03:44	
EPA 6010D	Sodium	11.7	mg/L	1.0	02/07/24 02:10	
EPA 6010D	Potassium	3.3	mg/L	0.50	02/07/24 11:13	
EPA 6020B	Arsenic	0.0013J	mg/L	0.0050	02/01/24 19:35	
EPA 6020B	Barium	0.060	mg/L	0.0050	02/01/24 19:35	
EPA 6020B	Boron	4.4	mg/L	0.40	02/02/24 15:31	
EPA 6020B	Lithium	0.0016J	mg/L	0.030	02/01/24 19:35	
EPA 6020B	Molybdenum	0.011	mg/L	0.010	02/01/24 19:35	
EPA 6020B	Selenium	0.013	mg/L	0.0050	02/01/24 19:35	
SM 2320B-2011	Alkalinity,Bicarbonate (CaCO3)	133	mg/L	5.0	02/05/24 17:16	
SM 2320B-2011	Alkalinity, Total as CaCO3	133	mg/L	5.0	02/05/24 17:16	
SM 2540C-2015	Total Dissolved Solids	952	mg/L	50.0	02/01/24 11:54	
EPA 300.0 Rev 2.1 1993	Chloride	240	mg/L	5.0	02/01/24 17:07	
EPA 300.0 Rev 2.1 1993	Fluoride	0.10	mg/L	0.10	02/01/24 07:53	
EPA 300.0 Rev 2.1 1993	Sulfate	127	mg/L	5.0	02/01/24 17:07	
92711015006	**BOW-AP1-EB-01**					
EPA 6020B	Boron	0.040J	mg/L	0.040	02/01/24 19:43	
92711015007	**BOW-BGWA-47D**					
EPA 6010D	Calcium	102	mg/L	1.0	02/08/24 00:59	M1
EPA 6010D	Magnesium	19.7	mg/L	0.050	02/08/24 00:59	M1
EPA 6010D	Iron	0.093	mg/L	0.040	02/18/24 20:49	
EPA 6010D	Potassium	1.5	mg/L	0.50	02/18/24 20:49	
EPA 6010D	Sodium	5.3	mg/L	1.0	02/10/24 18:57	
EPA 6020B	Barium	0.054	mg/L	0.0050	02/07/24 13:47	
EPA 6020B	Boron	0.023J	mg/L	0.040	02/07/24 13:47	
EPA 6020B	Selenium	0.0015J	mg/L	0.0050	02/07/24 13:47	
SM 2320B-2011	Alkalinity,Bicarbonate (CaCO3)	290	mg/L	5.0	02/06/24 15:46	
SM 2320B-2011	Alkalinity, Total as CaCO3	290	mg/L	5.0	02/06/24 15:46	
SM 2540C-2015	Total Dissolved Solids	411	mg/L	25.0	02/04/24 12:55	

REPORT OF LABORATORY ANALYSIS

This report shall not be reproduced, except in full,
without the written consent of Pace Analytical Services, LLC.

Pace Analytical Services, LLC
9800 Kincey Ave. Suite 100
Huntersville, NC 28078
(704)875-9092

SUMMARY OF DETECTION

Project: Bowen AP-1
Pace Project No.: 92711015

Lab Sample ID / Method	Client Sample ID / Parameters	Result	Units	Report Limit	Analyzed	Qualifiers
92711015007	**BOW-BGWA-47D**					
EPA 300.0 Rev 2.1 1993	Chloride	4.7	mg/L	1.0	02/03/24 15:46	
EPA 300.0 Rev 2.1 1993	Fluoride	0.050J	mg/L	0.10	02/03/24 15:46	
EPA 300.0 Rev 2.1 1993	Sulfate	69.1	mg/L	1.0	02/03/24 15:46	
92711015008	**BOW-BGWA-48D**					
EPA 6010D	Manganese	0.019J	mg/L	0.040	02/08/24 01:33	
EPA 6010D	Calcium	38.7	mg/L	1.0	02/08/24 01:33	
EPA 6010D	Magnesium	12.4	mg/L	0.050	02/08/24 01:33	
EPA 6010D	Sodium	61.6	mg/L	5.0	02/10/24 19:12	
EPA 6010D	Iron	0.69	mg/L	0.20	02/18/24 21:03	
EPA 6010D	Potassium	1.2J	mg/L	2.5	02/18/24 21:03	D3
EPA 6020B	Antimony	0.0010J	mg/L	0.0030	02/07/24 14:01	
EPA 6020B	Arsenic	0.0038J	mg/L	0.0050	02/07/24 14:01	
EPA 6020B	Barium	0.052	mg/L	0.0050	02/07/24 14:01	
EPA 6020B	Boron	0.024J	mg/L	0.040	02/07/24 14:01	
EPA 6020B	Molybdenum	0.0026J	mg/L	0.010	02/07/24 14:01	
SM 2320B-2011	Alkalinity,Bicarbonate (CaCO3)	232	mg/L	5.0	02/06/24 15:55	
SM 2320B-2011	Alkalinity, Total as CaCO3	232	mg/L	5.0	02/06/24 15:55	
SM 2540C-2015	Total Dissolved Solids	324	mg/L	25.0	02/04/24 12:55	
SM 4500-S2D-2011	Sulfide	0.16	mg/L	0.10	02/03/24 06:27	
EPA 300.0 Rev 2.1 1993	Chloride	7.3	mg/L	1.0	02/03/24 16:01	
EPA 300.0 Rev 2.1 1993	Fluoride	0.082J	mg/L	0.10	02/03/24 16:01	
EPA 300.0 Rev 2.1 1993	Sulfate	54.2	mg/L	1.0	02/03/24 16:01	
92711015009	**BOW-BGWC-8**					
EPA 6010D	Calcium	39.9	mg/L	1.0	02/08/24 01:53	
EPA 6010D	Sodium	4.9	mg/L	1.0	02/10/24 19:16	
EPA 6010D	Magnesium	14.4	mg/L	0.050	02/10/24 19:16	
EPA 6010D	Iron	0.070	mg/L	0.040	02/18/24 21:08	
EPA 6010D	Potassium	2.6	mg/L	0.50	02/18/24 21:08	
EPA 6020B	Barium	0.027	mg/L	0.0050	02/07/24 14:05	
EPA 6020B	Boron	0.040J	mg/L	0.040	02/07/24 14:05	
SM 2320B-2011	Alkalinity,Bicarbonate (CaCO3)	153	mg/L	5.0	02/06/24 13:46	
SM 2320B-2011	Alkalinity, Total as CaCO3	153	mg/L	5.0	02/06/24 13:46	
SM 2540C-2015	Total Dissolved Solids	202	mg/L	25.0	02/04/24 12:57	
EPA 300.0 Rev 2.1 1993	Chloride	1.5	mg/L	1.0	02/03/24 16:16	
EPA 300.0 Rev 2.1 1993	Fluoride	0.051J	mg/L	0.10	02/03/24 16:16	
EPA 300.0 Rev 2.1 1993	Sulfate	21.4	mg/L	1.0	02/03/24 16:16	
92711015010	**BOW-BGWC-9**					
EPA 6010D	Iron	0.24	mg/L	0.20	02/18/24 21:13	
EPA 6010D	Potassium	2.5	mg/L	2.5	02/18/24 21:13	
EPA 6010D	Manganese	0.028J	mg/L	0.040	02/08/24 02:02	
EPA 6010D	Calcium	60.1	mg/L	1.0	02/08/24 02:02	
EPA 6010D	Sodium	12.0	mg/L	5.0	02/10/24 19:31	
EPA 6010D	Magnesium	24.5	mg/L	0.25	02/10/24 19:31	
EPA 6020B	Arsenic	0.0012J	mg/L	0.0050	02/07/24 14:09	
EPA 6020B	Barium	0.027	mg/L	0.0050	02/07/24 14:09	
EPA 6020B	Boron	0.48	mg/L	0.040	02/07/24 14:09	

REPORT OF LABORATORY ANALYSIS

This report shall not be reproduced, except in full,
without the written consent of Pace Analytical Services, LLC.

Pace Analytical Services, LLC
9800 Kincey Ave. Suite 100
Huntersville, NC 28078
(704)875-9092

SUMMARY OF DETECTION

Project: Bowen AP-1
Pace Project No.: 92711015

Lab Sample ID / Method	Client Sample ID / Parameters	Result	Units	Report Limit	Analyzed	Qualifiers
92711015010	**BOW-BGWC-9**					
EPA 6020B	Lithium	0.0020J	mg/L	0.030	02/07/24 14:09	
EPA 6020B	Molybdenum	0.0016J	mg/L	0.010	02/07/24 14:09	
EPA 6020B	Selenium	0.0011J	mg/L	0.0050	02/07/24 14:09	
SM 2320B-2011	Alkalinity,Bicarbonate (CaCO3)	205	mg/L	5.0	02/06/24 13:57	
SM 2320B-2011	Alkalinity, Total as CaCO3	205	mg/L	5.0	02/06/24 13:57	
SM 2540C-2015	Total Dissolved Solids	339	mg/L	25.0	02/04/24 12:57	
EPA 300.0 Rev 2.1 1993	Chloride	9.3	mg/L	1.0	02/03/24 16:31	
EPA 300.0 Rev 2.1 1993	Fluoride	0.074J	mg/L	0.10	02/03/24 16:31	
EPA 300.0 Rev 2.1 1993	Sulfate	78.0	mg/L	1.0	02/03/24 16:31	
92711015011	**BOW-BGWC-10**					
EPA 6010D	Iron	0.21	mg/L	0.040	02/18/24 21:18	
EPA 6010D	Potassium	2.1	mg/L	0.50	02/18/24 21:18	
EPA 6010D	Manganese	0.016J	mg/L	0.040	02/08/24 02:12	
EPA 6010D	Calcium	62.8	mg/L	1.0	02/08/24 02:12	
EPA 6010D	Sodium	19.9	mg/L	1.0	02/10/24 19:36	
EPA 6010D	Magnesium	29.5	mg/L	0.050	02/10/24 19:36	
EPA 6020B	Arsenic	0.0060	mg/L	0.0050	02/07/24 14:13	
EPA 6020B	Barium	0.038	mg/L	0.0050	02/07/24 14:13	
EPA 6020B	Boron	0.51	mg/L	0.040	02/07/24 14:13	
EPA 6020B	Cobalt	0.00040J	mg/L	0.0050	02/07/24 14:13	
EPA 6020B	Molybdenum	0.0020J	mg/L	0.010	02/07/24 14:13	
SM 2320B-2011	Alkalinity,Bicarbonate (CaCO3)	180	mg/L	5.0	02/06/24 14:10	
SM 2320B-2011	Alkalinity, Total as CaCO3	180	mg/L	5.0	02/06/24 14:10	
SM 2540C-2015	Total Dissolved Solids	391	mg/L	25.0	02/04/24 12:57	
EPA 300.0 Rev 2.1 1993	Chloride	30.1	mg/L	1.0	02/03/24 16:46	
EPA 300.0 Rev 2.1 1993	Fluoride	0.051J	mg/L	0.10	02/03/24 16:46	
EPA 300.0 Rev 2.1 1993	Sulfate	96.9	mg/L	2.0	02/04/24 07:05	
92711015012	**BOW-BGWC-12**					
EPA 6010D	Sodium	49.0	mg/L	1.0	02/10/24 19:40	
EPA 6010D	Magnesium	70.0	mg/L	0.050	02/10/24 19:40	
EPA 6010D	Iron	0.030J	mg/L	0.040	02/18/24 21:22	
EPA 6010D	Potassium	3.7	mg/L	0.50	02/18/24 21:22	
EPA 6010D	Calcium	194	mg/L	1.0	02/08/24 02:22	
EPA 6020B	Barium	0.055	mg/L	0.0050	02/07/24 14:53	
EPA 6020B	Boron	1.6	mg/L	0.040	02/07/24 14:53	
EPA 6020B	Cobalt	0.00036J	mg/L	0.0050	02/07/24 14:53	
SM 2320B-2011	Alkalinity,Bicarbonate (CaCO3)	313	mg/L	5.0	02/06/24 20:29	
SM 2320B-2011	Alkalinity, Total as CaCO3	313	mg/L	5.0	02/06/24 20:29	
SM 2540C-2015	Total Dissolved Solids	1150	mg/L	50.0	02/04/24 12:57	
EPA 300.0 Rev 2.1 1993	Chloride	14.2	mg/L	1.0	02/03/24 17:00	
EPA 300.0 Rev 2.1 1993	Fluoride	0.071J	mg/L	0.10	02/03/24 17:00	
EPA 300.0 Rev 2.1 1993	Sulfate	495	mg/L	10.0	02/04/24 07:20	
92711015013	**BOW-BGWC-14A**					
EPA 6010D	Manganese	1.2	mg/L	0.040	02/08/24 02:31	
EPA 6010D	Calcium	177	mg/L	1.0	02/08/24 02:31	
EPA 6010D	Iron	0.036J	mg/L	0.040	02/18/24 21:37	

REPORT OF LABORATORY ANALYSIS

This report shall not be reproduced, except in full,
without the written consent of Pace Analytical Services, LLC.

Pace Analytical Services, LLC
9800 Kincey Ave. Suite 100
Huntersville, NC 28078
(704)875-9092

SUMMARY OF DETECTION

Project: Bowen AP-1
Pace Project No.: 92711015

Lab Sample ID / Method	Client Sample ID / Parameters	Result	Units	Report Limit	Analyzed	Qualifiers
92711015013	**BOW-BGWC-14A**					
EPA 6010D	Potassium	6.0	mg/L	0.50	02/18/24 21:37	
EPA 6010D	Sodium	33.1	mg/L	1.0	02/10/24 19:45	
EPA 6010D	Magnesium	51.0	mg/L	0.050	02/10/24 19:45	
EPA 6020B	Barium	0.034	mg/L	0.0050	02/07/24 14:56	
EPA 6020B	Boron	1.7	mg/L	0.040	02/07/24 14:56	
EPA 6020B	Cadmium	0.00050	mg/L	0.00050	02/07/24 14:56	
EPA 6020B	Cobalt	0.0014J	mg/L	0.0050	02/07/24 14:56	
EPA 6020B	Lithium	0.0019J	mg/L	0.030	02/07/24 14:56	
EPA 6020B	Molybdenum	0.0018J	mg/L	0.010	02/07/24 14:56	
EPA 6020B	Thallium	0.00060J	mg/L	0.0010	02/07/24 14:56	
EPA 7470A	Mercury	0.00015J	mg/L	0.00020	02/15/24 15:53	
SM 2320B-2011	Alkalinity,Bicarbonate (CaCO3)	205	mg/L	5.0	02/06/24 14:29	
SM 2320B-2011	Alkalinity, Total as CaCO3	205	mg/L	5.0	02/06/24 14:29	
SM 2540C-2015	Total Dissolved Solids	1040	mg/L	50.0	02/04/24 12:57	
EPA 300.0 Rev 2.1 1993	Chloride	17.3	mg/L	1.0	02/03/24 17:15	
EPA 300.0 Rev 2.1 1993	Fluoride	0.066J	mg/L	0.10	02/03/24 17:15	
EPA 300.0 Rev 2.1 1993	Sulfate	483	mg/L	10.0	02/04/24 07:34	
92711015014	**BOW-BGWC-16**					
EPA 6010D	Iron	0.21	mg/L	0.040	02/18/24 21:42	
EPA 6010D	Potassium	6.0	mg/L	0.50	02/18/24 21:42	
EPA 6010D	Sodium	52.8	mg/L	1.0	02/10/24 19:50	
EPA 6010D	Magnesium	36.4	mg/L	0.050	02/10/24 19:50	
EPA 6010D	Manganese	4.7	mg/L	0.040	02/08/24 02:51	
EPA 6010D	Calcium	203	mg/L	1.0	02/08/24 02:51	
EPA 6020B	Arsenic	0.0011J	mg/L	0.0050	02/07/24 15:00	
EPA 6020B	Barium	0.032	mg/L	0.0050	02/07/24 15:00	
EPA 6020B	Beryllium	0.00022J	mg/L	0.00050	02/07/24 15:00	
EPA 6020B	Boron	2.2	mg/L	0.040	02/07/24 15:00	
EPA 6020B	Cadmium	0.0024	mg/L	0.00050	02/07/24 15:00	
EPA 6020B	Cobalt	0.011	mg/L	0.0050	02/07/24 15:00	
EPA 6020B	Lead	0.00055J	mg/L	0.0010	02/07/24 15:00	
EPA 6020B	Selenium	0.0034J	mg/L	0.0050	02/07/24 15:00	
SM 2320B-2011	Alkalinity,Bicarbonate (CaCO3)	137	mg/L	5.0	02/06/24 14:53	
SM 2320B-2011	Alkalinity, Total as CaCO3	137	mg/L	5.0	02/06/24 14:53	
SM 2540C-2015	Total Dissolved Solids	1090	mg/L	50.0	02/04/24 12:57	
EPA 300.0 Rev 2.1 1993	Chloride	18.5	mg/L	1.0	02/03/24 17:30	
EPA 300.0 Rev 2.1 1993	Fluoride	0.072J	mg/L	0.10	02/03/24 17:30	
EPA 300.0 Rev 2.1 1993	Sulfate	551	mg/L	12.0	02/04/24 07:49	M1
92711015015	**BOW-BGWC-17**					
EPA 6010D	Sodium	12.9	mg/L	1.0	02/10/24 19:55	
EPA 6010D	Magnesium	30.5	mg/L	0.050	02/10/24 19:55	
EPA 6010D	Manganese	0.29	mg/L	0.040	02/08/24 03:01	
EPA 6010D	Calcium	79.9	mg/L	1.0	02/08/24 03:01	
EPA 6010D	Iron	0.034J	mg/L	0.040	02/18/24 21:47	
EPA 6010D	Potassium	2.5	mg/L	0.50	02/18/24 21:47	
EPA 6020B	Barium	0.017	mg/L	0.0050	02/07/24 15:04	

REPORT OF LABORATORY ANALYSIS

This report shall not be reproduced, except in full,
without the written consent of Pace Analytical Services, LLC.

Pace Analytical Services, LLC
9800 Kincey Ave. Suite 100
Huntersville, NC 28078
(704)875-9092

SUMMARY OF DETECTION

Project: Bowen AP-1
Pace Project No.: 92711015

Lab Sample ID / Method	Client Sample ID / Parameters	Result	Units	Report Limit	Analyzed	Qualifiers
92711015015	**BOW-BGWC-17**					
EPA 6020B	Boron	1.2	mg/L	0.040	02/07/24 15:04	
EPA 6020B	Cadmium	0.00023J	mg/L	0.00050	02/07/24 15:04	
EPA 7470A	Mercury	0.00031	mg/L	0.00020	02/15/24 15:58	
SM 2320B-2011	Alkalinity,Bicarbonate (CaCO3)	157	mg/L	5.0	02/06/24 15:03	
SM 2320B-2011	Alkalinity, Total as CaCO3	157	mg/L	5.0	02/06/24 15:03	
SM 2540C-2015	Total Dissolved Solids	445	mg/L	25.0	02/04/24 12:45	
EPA 300.0 Rev 2.1 1993	Chloride	41.8	mg/L	1.0	02/03/24 18:44	
EPA 300.0 Rev 2.1 1993	Fluoride	0.12	mg/L	0.10	02/03/24 18:44	
EPA 300.0 Rev 2.1 1993	Sulfate	132	mg/L	3.0	02/04/24 08:32	
92711015016	**BOW-BGWA-6**					
EPA 6010D	Sodium	5.5	mg/L	1.0	02/10/24 20:00	
EPA 6010D	Magnesium	31.1	mg/L	0.050	02/10/24 20:00	
EPA 6010D	Manganese	0.11	mg/L	0.040	02/08/24 03:10	
EPA 6010D	Calcium	65.9	mg/L	1.0	02/08/24 03:10	
EPA 6010D	Iron	0.13	mg/L	0.040	02/18/24 21:52	
EPA 6010D	Potassium	1.3	mg/L	0.50	02/18/24 21:52	
EPA 6020B	Barium	0.055	mg/L	0.0050	02/07/24 15:08	
EPA 6020B	Boron	0.024J	mg/L	0.040	02/07/24 15:08	
EPA 6020B	Cobalt	0.00054J	mg/L	0.0050	02/07/24 15:08	
EPA 6020B	Molybdenum	0.00063J	mg/L	0.010	02/07/24 15:08	
SM 2320B-2011	Alkalinity,Bicarbonate (CaCO3)	281	mg/L	5.0	02/06/24 16:04	
SM 2320B-2011	Alkalinity, Total as CaCO3	281	mg/L	5.0	02/06/24 16:04	
SM 2540C-2015	Total Dissolved Solids	313	mg/L	25.0	02/04/24 12:55	
EPA 300.0 Rev 2.1 1993	Chloride	7.8	mg/L	1.0	02/03/24 18:59	
EPA 300.0 Rev 2.1 1993	Fluoride	0.053J	mg/L	0.10	02/03/24 18:59	
EPA 300.0 Rev 2.1 1993	Sulfate	15.1	mg/L	1.0	02/03/24 18:59	
92711015017	**BOW-BGWC-44D**					
EPA 6010D	Manganese	0.023J	mg/L	0.040	02/08/24 03:20	
EPA 6010D	Calcium	29.5	mg/L	1.0	02/08/24 03:20	
EPA 6010D	Sodium	85.3	mg/L	1.0	02/10/24 20:05	
EPA 6010D	Magnesium	22.6	mg/L	0.050	02/10/24 20:05	
EPA 6010D	Iron	0.085	mg/L	0.040	02/18/24 21:57	
EPA 6010D	Potassium	1.3	mg/L	0.50	02/18/24 21:57	
EPA 6020B	Arsenic	0.0040J	mg/L	0.0050	02/07/24 15:11	
EPA 6020B	Barium	0.036	mg/L	0.0050	02/07/24 15:11	
EPA 6020B	Boron	0.035J	mg/L	0.040	02/07/24 15:11	
EPA 6020B	Lithium	0.0059J	mg/L	0.030	02/07/24 15:11	
EPA 6020B	Molybdenum	0.0014J	mg/L	0.010	02/07/24 15:11	
SM 2320B-2011	Alkalinity,Bicarbonate (CaCO3)	303	mg/L	5.0	02/06/24 20:12	
SM 2320B-2011	Alkalinity, Total as CaCO3	303	mg/L	5.0	02/06/24 20:12	
SM 2540C-2015	Total Dissolved Solids	352	mg/L	25.0	02/04/24 12:55	
EPA 300.0 Rev 2.1 1993	Chloride	9.9	mg/L	1.0	02/03/24 19:14	
EPA 300.0 Rev 2.1 1993	Fluoride	0.12	mg/L	0.10	02/03/24 19:14	
EPA 300.0 Rev 2.1 1993	Sulfate	20.7	mg/L	1.0	02/03/24 19:14	
92711015018	**BOW-BGWC-50D**					
EPA 6010D	Manganese	0.072	mg/L	0.040	02/08/24 03:29	

REPORT OF LABORATORY ANALYSIS

This report shall not be reproduced, except in full,
without the written consent of Pace Analytical Services, LLC.

Pace Analytical Services, LLC
9800 Kincey Ave. Suite 100
Huntersville, NC 28078
(704)875-9092

SUMMARY OF DETECTION

Project: Bowen AP-1
Pace Project No.: 92711015

Lab Sample ID / Method	Client Sample ID / Parameters	Result	Units	Report Limit	Analyzed	Qualifiers
92711015018	**BOW-BGWC-50D**					
EPA 6010D	Calcium	67.8	mg/L	1.0	02/08/24 03:29	
EPA 6010D	Sodium	144	mg/L	5.0	02/10/24 20:10	
EPA 6010D	Magnesium	28.2	mg/L	0.25	02/10/24 20:10	
EPA 6010D	Iron	1.9	mg/L	0.20	02/18/24 22:01	
EPA 6010D	Potassium	1.9J	mg/L	2.5	02/18/24 22:01	D3
EPA 6020B	Arsenic	0.0019J	mg/L	0.0050	02/07/24 15:15	
EPA 6020B	Barium	0.055	mg/L	0.0050	02/07/24 15:15	
EPA 6020B	Boron	0.049	mg/L	0.040	02/07/24 15:15	
EPA 6020B	Cobalt	0.00036J	mg/L	0.0050	02/07/24 15:15	
EPA 6020B	Lithium	0.0019J	mg/L	0.030	02/07/24 15:15	
EPA 6020B	Molybdenum	0.0041J	mg/L	0.010	02/07/24 15:15	
SM 2320B-2011	Alkalinity,Bicarbonate (CaCO3)	271	mg/L	5.0	02/06/24 20:20	
SM 2320B-2011	Alkalinity, Total as CaCO3	271	mg/L	5.0	02/06/24 20:20	
SM 2540C-2015	Total Dissolved Solids	715	mg/L	25.0	02/04/24 12:55	
SM 4500-S2D-2011	Sulfide	0.081J	mg/L	0.10	02/03/24 06:28	
EPA 300.0 Rev 2.1 1993	Chloride	25.6	mg/L	1.0	02/03/24 19:29	
EPA 300.0 Rev 2.1 1993	Fluoride	0.12	mg/L	0.10	02/03/24 19:29	
EPA 300.0 Rev 2.1 1993	Sulfate	271	mg/L	6.0	02/04/24 08:47	
92711015020	**BOW-BGWC-7**					
EPA 6010D	Potassium	3.1	mg/L	0.50	02/20/24 16:23	
EPA 6010D	Iron	0.35	mg/L	0.040	02/19/24 19:37	
EPA 6010D	Manganese	0.015J	mg/L	0.040	02/19/24 19:37	
EPA 6010D	Sodium	22.1	mg/L	1.0	02/19/24 19:37	
EPA 6010D	Calcium	119	mg/L	1.0	02/19/24 19:37	
EPA 6010D	Magnesium	38.9	mg/L	0.050	02/19/24 19:37	
EPA 6020B	Arsenic	0.0015J	mg/L	0.0050	02/16/24 15:03	
EPA 6020B	Barium	0.023	mg/L	0.0050	02/16/24 15:03	
EPA 6020B	Boron	0.85	mg/L	0.040	02/16/24 15:03	
EPA 6020B	Cobalt	0.00045J	mg/L	0.0050	02/16/24 15:03	
EPA 6020B	Lithium	0.0066J	mg/L	0.030	02/16/24 15:03	
EPA 6020B	Molybdenum	0.010	mg/L	0.010	02/16/24 15:03	
SM 2320B-2011	Alkalinity,Bicarbonate (CaCO3)	292	mg/L	5.0	02/08/24 18:47	
SM 2320B-2011	Alkalinity, Total as CaCO3	292	mg/L	5.0	02/08/24 18:47	
SM 2540C-2015	Total Dissolved Solids	598	mg/L	50.0	02/08/24 13:58	
EPA 300.0 Rev 2.1 1993	Chloride	6.5	mg/L	1.0	02/08/24 04:18	
EPA 300.0 Rev 2.1 1993	Fluoride	0.15	mg/L	0.10	02/08/24 04:18	
EPA 300.0 Rev 2.1 1993	Sulfate	181	mg/L	4.0	02/08/24 09:25	
92711015021	**BOW-BGWA-29**					
EPA 6010D	Potassium	0.73	mg/L	0.50	02/20/24 16:29	
EPA 6010D	Sodium	2.8	mg/L	1.0	02/19/24 19:42	
EPA 6010D	Calcium	20.5	mg/L	1.0	02/19/24 19:42	
EPA 6010D	Magnesium	10.6	mg/L	0.050	02/19/24 19:42	
EPA 6020B	Barium	0.011	mg/L	0.0050	02/16/24 15:07	
SM 2320B-2011	Alkalinity,Bicarbonate (CaCO3)	95.7	mg/L	5.0	02/08/24 14:30	
SM 2320B-2011	Alkalinity, Total as CaCO3	95.7	mg/L	5.0	02/08/24 14:30	
SM 2540C-2015	Total Dissolved Solids	111	mg/L	25.0	02/08/24 13:41	

REPORT OF LABORATORY ANALYSIS

This report shall not be reproduced, except in full,
without the written consent of Pace Analytical Services, LLC.

Pace Analytical Services, LLC
9800 Kincey Ave. Suite 100
Huntersville, NC 28078
(704)875-9092

SUMMARY OF DETECTION

Project: Bowen AP-1
Pace Project No.: 92711015

Lab Sample ID / Method	Client Sample ID / Parameters	Result	Units	Report Limit	Analyzed	Qualifiers
92711015021	**BOW-BGWA-29**					
EPA 300.0 Rev 2.1 1993	Chloride	1.1	mg/L	1.0	02/08/24 04:32	
EPA 300.0 Rev 2.1 1993	Sulfate	1.3	mg/L	1.0	02/08/24 04:32	
92711015022	**BOW-BGWC-18**					
EPA 6010D	Potassium	1.5	mg/L	0.50	02/20/24 16:34	
EPA 6010D	Sodium	2.3	mg/L	1.0	02/19/24 19:46	
EPA 6010D	Calcium	44.9	mg/L	1.0	02/19/24 19:46	
EPA 6010D	Magnesium	17.1	mg/L	0.050	02/19/24 19:46	
EPA 6020B	Barium	0.027	mg/L	0.0050	02/16/24 15:10	
EPA 6020B	Boron	0.41	mg/L	0.040	02/16/24 15:10	
EPA 6020B	Selenium	0.0024J	mg/L	0.0050	02/16/24 15:10	
SM 2320B-2011	Alkalinity,Bicarbonate (CaCO3)	117	mg/L	5.0	02/08/24 17:20	
SM 2320B-2011	Alkalinity, Total as CaCO3	117	mg/L	5.0	02/08/24 17:20	
SM 2540C-2015	Total Dissolved Solids	220	mg/L	25.0	02/08/24 13:58	
EPA 300.0 Rev 2.1 1993	Chloride	5.3	mg/L	1.0	02/08/24 04:47	
EPA 300.0 Rev 2.1 1993	Sulfate	57.9	mg/L	1.0	02/08/24 04:47	
92711015023	**BOW-BGWC-19**					
EPA 6010D	Potassium	2.8	mg/L	0.50	02/20/24 16:38	
EPA 6010D	Iron	0.13	mg/L	0.040	02/19/24 19:51	
EPA 6010D	Sodium	1.8	mg/L	1.0	02/19/24 19:51	
EPA 6010D	Calcium	51.7	mg/L	1.0	02/19/24 19:51	
EPA 6010D	Magnesium	20.9	mg/L	0.050	02/19/24 19:51	
EPA 6020B	Arsenic	0.00086J	mg/L	0.0050	02/16/24 15:14	
EPA 6020B	Barium	0.028	mg/L	0.0050	02/16/24 15:14	
EPA 6020B	Boron	0.22	mg/L	0.040	02/16/24 15:14	
EPA 6020B	Lead	0.00018J	mg/L	0.0010	02/16/24 15:14	
EPA 6020B	Selenium	0.0013J	mg/L	0.0050	02/16/24 15:14	
SM 2320B-2011	Alkalinity,Bicarbonate (CaCO3)	168	mg/L	5.0	02/08/24 17:30	
SM 2320B-2011	Alkalinity, Total as CaCO3	168	mg/L	5.0	02/08/24 17:30	
SM 2540C-2015	Total Dissolved Solids	237	mg/L	25.0	02/08/24 13:59	
EPA 300.0 Rev 2.1 1993	Chloride	3.5	mg/L	1.0	02/08/24 05:02	
EPA 300.0 Rev 2.1 1993	Fluoride	0.069J	mg/L	0.10	02/08/24 05:02	
EPA 300.0 Rev 2.1 1993	Sulfate	48.2	mg/L	1.0	02/08/24 05:02	
92711015024	**BOW-BGWC-20**					
EPA 6010D	Potassium	10.5	mg/L	0.50	02/20/24 16:43	
EPA 6010D	Calcium	309	mg/L	5.0	02/19/24 20:30	
EPA 6010D	Iron	0.13	mg/L	0.040	02/19/24 19:56	
EPA 6010D	Manganese	0.89	mg/L	0.040	02/19/24 19:56	
EPA 6010D	Sodium	35.1	mg/L	1.0	02/19/24 19:56	
EPA 6010D	Magnesium	47.7	mg/L	0.050	02/19/24 19:56	
EPA 6020B	Arsenic	0.0011J	mg/L	0.0050	02/16/24 15:18	
EPA 6020B	Barium	0.034	mg/L	0.0050	02/16/24 15:18	
EPA 6020B	Boron	5.9	mg/L	0.040	02/16/24 15:18	
EPA 6020B	Cobalt	0.00034J	mg/L	0.0050	02/16/24 15:18	
EPA 6020B	Lithium	0.095	mg/L	0.030	02/16/24 15:18	
EPA 6020B	Molybdenum	0.056	mg/L	0.010	02/16/24 15:18	
SM 2320B-2011	Alkalinity,Bicarbonate (CaCO3)	97.1	mg/L	5.0	02/08/24 14:39	

REPORT OF LABORATORY ANALYSIS

This report shall not be reproduced, except in full,
without the written consent of Pace Analytical Services, LLC.

Pace Analytical Services, LLC
9800 Kincey Ave. Suite 100
Huntersville, NC 28078
(704)875-9092

SUMMARY OF DETECTION

Project: Bowen AP-1
Pace Project No.: 92711015

Lab Sample ID / Method	Client Sample ID / Parameters	Result	Units	Report Limit	Analyzed	Qualifiers
92711015024	**BOW-BGWC-20**					
SM 2320B-2011	Alkalinity, Total as CaCO3	97.1	mg/L	5.0	02/08/24 14:39	
SM 2540C-2015	Total Dissolved Solids	1490	mg/L	50.0	02/09/24 17:34	
EPA 300.0 Rev 2.1 1993	Chloride	140	mg/L	14.0	02/08/24 10:09	
EPA 300.0 Rev 2.1 1993	Fluoride	0.056J	mg/L	0.10	02/08/24 05:17	
EPA 300.0 Rev 2.1 1993	Sulfate	649	mg/L	14.0	02/08/24 10:09	
92711015025	**BOW-BGWC-21**					
EPA 6010D	Iron	0.39	mg/L	0.040	02/19/24 20:01	
EPA 6010D	Manganese	0.067	mg/L	0.040	02/19/24 20:01	
EPA 6010D	Sodium	2.4	mg/L	1.0	02/19/24 20:01	
EPA 6010D	Calcium	45.9	mg/L	1.0	02/19/24 20:01	M1
EPA 6010D	Magnesium	26.0	mg/L	0.050	02/19/24 20:01	
EPA 6010D	Potassium	1.6	mg/L	0.50	02/20/24 16:48	
EPA 6020B	Barium	0.027	mg/L	0.0050	02/09/24 16:02	
EPA 6020B	Boron	0.039J	mg/L	0.040	02/09/24 16:02	
EPA 6020B	Cobalt	0.0030J	mg/L	0.0050	02/09/24 16:02	
EPA 6020B	Molybdenum	0.0040J	mg/L	0.010	02/09/24 16:02	
SM 2320B-2011	Alkalinity,Bicarbonate (CaCO3)	171	mg/L	5.0	02/08/24 14:48	
SM 2320B-2011	Alkalinity, Total as CaCO3	171	mg/L	5.0	02/08/24 14:48	
SM 2540C-2015	Total Dissolved Solids	267	mg/L	25.0	02/09/24 17:34	
EPA 300.0 Rev 2.1 1993	Chloride	5.2	mg/L	1.0	02/08/24 00:53	
EPA 300.0 Rev 2.1 1993	Sulfate	50.7	mg/L	1.0	02/08/24 00:53	
92711015026	**BOW-BGWC-31**					
EPA 6010D	Iron	1.6	mg/L	0.040	02/19/24 20:52	
EPA 6010D	Manganese	0.17	mg/L	0.040	02/19/24 20:52	
EPA 6010D	Potassium	1.6	mg/L	0.50	02/19/24 20:52	
EPA 6010D	Sodium	8.0	mg/L	1.0	02/19/24 20:52	
EPA 6010D	Calcium	79.3	mg/L	1.0	02/19/24 20:52	
EPA 6010D	Magnesium	38.1	mg/L	0.050	02/19/24 20:52	
EPA 6020B	Antimony	0.0023J	mg/L	0.0030	02/09/24 16:19	B
EPA 6020B	Arsenic	0.0023J	mg/L	0.0050	02/09/24 16:19	
EPA 6020B	Barium	0.044	mg/L	0.0050	02/09/24 16:19	
EPA 6020B	Boron	0.70	mg/L	0.040	02/09/24 16:19	
EPA 6020B	Lead	0.00043J	mg/L	0.0010	02/09/24 16:19	
SM 2320B-2011	Alkalinity,Bicarbonate (CaCO3)	203	mg/L	5.0	02/08/24 17:41	
SM 2320B-2011	Alkalinity, Total as CaCO3	203	mg/L	5.0	02/08/24 17:41	
SM 2540C-2015	Total Dissolved Solids	443	mg/L	25.0	02/08/24 13:59	
SM 4500-S2D-2011	Sulfide	0.10	mg/L	0.10	02/08/24 06:28	
EPA 300.0 Rev 2.1 1993	Chloride	28.9	mg/L	1.0	02/08/24 01:08	
EPA 300.0 Rev 2.1 1993	Sulfate	120	mg/L	3.0	02/08/24 13:51	
92711015027	**BOW-BGWC-25**					
EPA 6010D	Iron	0.45	mg/L	0.040	02/19/24 20:57	
EPA 6010D	Manganese	0.33	mg/L	0.040	02/19/24 20:57	
EPA 6010D	Potassium	1.0	mg/L	0.50	02/19/24 20:57	
EPA 6010D	Sodium	2.3	mg/L	1.0	02/19/24 20:57	
EPA 6010D	Calcium	57.6	mg/L	1.0	02/19/24 20:57	
EPA 6010D	Magnesium	26.6	mg/L	0.050	02/19/24 20:57	

REPORT OF LABORATORY ANALYSIS

This report shall not be reproduced, except in full,
without the written consent of Pace Analytical Services, LLC.

Pace Analytical Services, LLC
9800 Kincey Ave. Suite 100
Huntersville, NC 28078
(704)875-9092

SUMMARY OF DETECTION

Project: Bowen AP-1
Pace Project No.: 92711015

Lab Sample ID / Method	Client Sample ID / Parameters	Result	Units	Report Limit	Analyzed	Qualifiers
92711015027	**BOW-BGWC-25**					
EPA 6020B	Antimony	0.00058J	mg/L	0.0030	02/09/24 16:23	B
EPA 6020B	Barium	0.016	mg/L	0.0050	02/09/24 16:23	
EPA 6020B	Boron	0.097	mg/L	0.040	02/09/24 16:23	
SM 2320B-2011	Alkalinity,Bicarbonate (CaCO3)	199	mg/L	5.0	02/08/24 14:59	
SM 2320B-2011	Alkalinity, Total as CaCO3	199	mg/L	5.0	02/08/24 14:59	
SM 2540C-2015	Total Dissolved Solids	279	mg/L	25.0	02/09/24 17:34	
SM 4500-S2D-2011	Sulfide	0.061J	mg/L	0.10	02/09/24 02:41	
EPA 300.0 Rev 2.1 1993	Chloride	17.6	mg/L	1.0	02/08/24 01:51	
EPA 300.0 Rev 2.1 1993	Sulfate	34.6	mg/L	1.0	02/08/24 01:51	
92711015028	**BOW-BGWC-34D**					
EPA 6010D	Iron	1.1	mg/L	0.040	02/19/24 21:01	
EPA 6010D	Manganese	0.014J	mg/L	0.040	02/19/24 21:01	
EPA 6010D	Potassium	2.1	mg/L	0.50	02/19/24 21:01	
EPA 6010D	Sodium	6.9	mg/L	1.0	02/19/24 21:01	
EPA 6010D	Calcium	129	mg/L	1.0	02/19/24 21:01	
EPA 6010D	Magnesium	34.9	mg/L	0.050	02/19/24 21:01	
EPA 6020B	Arsenic	0.013	mg/L	0.0050	02/09/24 16:27	
EPA 6020B	Barium	0.057	mg/L	0.0050	02/09/24 16:27	
EPA 6020B	Boron	0.38	mg/L	0.040	02/09/24 16:27	
EPA 6020B	Cobalt	0.0013J	mg/L	0.0050	02/09/24 16:27	
EPA 6020B	Molybdenum	0.0010J	mg/L	0.010	02/09/24 16:27	
SM 2320B-2011	Alkalinity,Bicarbonate (CaCO3)	236	mg/L	5.0	02/08/24 16:38	
SM 2320B-2011	Alkalinity, Total as CaCO3	236	mg/L	5.0	02/08/24 16:38	
SM 2540C-2015	Total Dissolved Solids	578	mg/L	25.0	02/09/24 17:35	
EPA 300.0 Rev 2.1 1993	Chloride	46.2	mg/L	1.0	02/08/24 02:05	
EPA 300.0 Rev 2.1 1993	Sulfate	154	mg/L	3.0	02/08/24 14:06	
92711015029	**BOW-BGWC-51**					
EPA 6010D	Potassium	2.5	mg/L	0.50	02/19/24 21:06	
EPA 6010D	Sodium	5.2	mg/L	1.0	02/19/24 21:06	
EPA 6010D	Calcium	73.1	mg/L	1.0	02/19/24 21:06	
EPA 6010D	Magnesium	16.4	mg/L	0.050	02/19/24 21:06	
EPA 6020B	Barium	0.0058	mg/L	0.0050	02/09/24 16:32	
EPA 6020B	Boron	1.3	mg/L	0.040	02/09/24 16:32	
EPA 6020B	Selenium	0.0040J	mg/L	0.0050	02/09/24 16:32	
SM 2320B-2011	Alkalinity,Bicarbonate (CaCO3)	141	mg/L	5.0	02/08/24 15:21	
SM 2320B-2011	Alkalinity, Total as CaCO3	141	mg/L	5.0	02/08/24 15:21	
SM 2540C-2015	Total Dissolved Solids	335	mg/L	25.0	02/09/24 17:35	
EPA 300.0 Rev 2.1 1993	Chloride	42.6	mg/L	1.0	02/08/24 02:20	
EPA 300.0 Rev 2.1 1993	Fluoride	0.13	mg/L	0.10	02/08/24 02:20	
EPA 300.0 Rev 2.1 1993	Sulfate	60.5	mg/L	1.0	02/08/24 02:20	
92711015030	**BOW-BGWC-52**					
EPA 6010D	Iron	0.055	mg/L	0.040	02/19/24 21:11	
EPA 6010D	Potassium	2.5	mg/L	0.50	02/19/24 21:11	
EPA 6010D	Sodium	5.4	mg/L	1.0	02/19/24 21:11	
EPA 6010D	Calcium	57.8	mg/L	1.0	02/19/24 21:11	
EPA 6010D	Magnesium	10.9	mg/L	0.050	02/19/24 21:11	

REPORT OF LABORATORY ANALYSIS

This report shall not be reproduced, except in full,
without the written consent of Pace Analytical Services, LLC.

Pace Analytical Services, LLC
9800 Kincey Ave. Suite 100
Huntersville, NC 28078
(704)875-9092

SUMMARY OF DETECTION

Project: Bowen AP-1
Pace Project No.: 92711015

Lab Sample ID / Method	Client Sample ID / Parameters	Result	Units	Report Limit	Analyzed	Qualifiers
92711015030	**BOW-BGWC-52**					
EPA 6020B	Barium	0.019	mg/L	0.0050	02/09/24 16:54	
EPA 6020B	Boron	0.77	mg/L	0.040	02/09/24 16:54	
EPA 6020B	Cobalt	0.00035J	mg/L	0.0050	02/09/24 16:54	
EPA 6020B	Molybdenum	0.0040J	mg/L	0.010	02/09/24 16:54	
EPA 6020B	Selenium	0.0014J	mg/L	0.0050	02/09/24 16:54	
SM 2320B-2011	Alkalinity,Bicarbonate (CaCO3)	95.9	mg/L	5.0	02/08/24 15:32	
SM 2320B-2011	Alkalinity, Total as CaCO3	95.9	mg/L	5.0	02/08/24 15:32	
SM 2540C-2015	Total Dissolved Solids	268	mg/L	25.0	02/09/24 17:35	
EPA 300.0 Rev 2.1 1993	Chloride	34.0	mg/L	1.0	02/08/24 02:34	
EPA 300.0 Rev 2.1 1993	Fluoride	0.085J	mg/L	0.10	02/08/24 02:34	
EPA 300.0 Rev 2.1 1993	Sulfate	52.0	mg/L	1.0	02/08/24 02:34	
92711015031	**BOW-AP1-FD-03**					
EPA 6010D	Iron	0.43	mg/L	0.040	02/19/24 21:21	
EPA 6010D	Manganese	0.32	mg/L	0.040	02/19/24 21:21	
EPA 6010D	Potassium	0.88	mg/L	0.50	02/19/24 21:21	
EPA 6010D	Sodium	2.2	mg/L	1.0	02/19/24 21:21	
EPA 6010D	Calcium	56.0	mg/L	1.0	02/19/24 21:21	
EPA 6010D	Magnesium	26.2	mg/L	0.050	02/19/24 21:21	
EPA 6020B	Barium	0.017	mg/L	0.0050	02/09/24 16:58	
EPA 6020B	Boron	0.10	mg/L	0.040	02/09/24 16:58	
SM 2320B-2011	Alkalinity,Bicarbonate (CaCO3)	197	mg/L	5.0	02/08/24 15:50	
SM 2320B-2011	Alkalinity, Total as CaCO3	197	mg/L	5.0	02/08/24 15:50	
SM 2540C-2015	Total Dissolved Solids	289	mg/L	25.0	02/09/24 17:35	
SM 4500-S2D-2011	Sulfide	0.037J	mg/L	0.10	02/09/24 02:43	
EPA 300.0 Rev 2.1 1993	Chloride	17.7	mg/L	1.0	02/08/24 02:48	
EPA 300.0 Rev 2.1 1993	Sulfate	34.7	mg/L	1.0	02/08/24 02:48	
92711015033	**BOW-AP1-FD-02**					
EPA 6010D	Iron	0.041	mg/L	0.040	02/19/24 21:31	
EPA 6010D	Potassium	1.6	mg/L	0.50	02/19/24 21:31	
EPA 6010D	Sodium	2.2	mg/L	1.0	02/19/24 21:31	
EPA 6010D	Calcium	42.9	mg/L	1.0	02/19/24 21:31	
EPA 6010D	Magnesium	17.2	mg/L	0.050	02/19/24 21:31	
EPA 6020B	Barium	0.032	mg/L	0.0050	02/09/24 17:07	
EPA 6020B	Boron	0.45	mg/L	0.040	02/09/24 17:07	
EPA 6020B	Selenium	0.0019J	mg/L	0.0050	02/09/24 17:07	
SM 2320B-2011	Alkalinity,Bicarbonate (CaCO3)	116	mg/L	5.0	02/08/24 17:54	
SM 2320B-2011	Alkalinity, Total as CaCO3	116	mg/L	5.0	02/08/24 17:54	
SM 2540C-2015	Total Dissolved Solids	215	mg/L	25.0	02/08/24 13:59	
EPA 300.0 Rev 2.1 1993	Chloride	5.2	mg/L	1.0	02/08/24 03:03	
EPA 300.0 Rev 2.1 1993	Sulfate	58.5	mg/L	1.0	02/08/24 03:03	
92711015034	**BOW-BGWA-33**					
EPA 6010D	Iron	1.7	mg/L	0.040	02/21/24 19:14	
EPA 6010D	Manganese	0.087	mg/L	0.040	02/21/24 19:14	
EPA 6010D	Potassium	5.1	mg/L	0.50	02/21/24 19:14	
EPA 6010D	Sodium	6.4	mg/L	1.0	02/21/24 19:14	
EPA 6010D	Calcium	107	mg/L	1.0	02/21/24 19:14	

REPORT OF LABORATORY ANALYSIS

This report shall not be reproduced, except in full,
without the written consent of Pace Analytical Services, LLC.

Pace Analytical Services, LLC
9800 Kincey Ave. Suite 100
Huntersville, NC 28078
(704)875-9092

SUMMARY OF DETECTION

Project: Bowen AP-1
Pace Project No.: 92711015

Lab Sample ID / Method	Client Sample ID / Parameters	Result	Units	Report Limit	Analyzed	Qualifiers
92711015034	**BOW-BGWA-33**					
EPA 6010D	Magnesium	42.9	mg/L	0.050	02/21/24 19:14	
EPA 6020B	Arsenic	0.0069	mg/L	0.0050	02/16/24 15:49	
EPA 6020B	Barium	0.058	mg/L	0.0050	02/16/24 15:49	
EPA 6020B	Boron	0.016J	mg/L	0.040	02/16/24 15:49	
EPA 6020B	Cobalt	0.00095J	mg/L	0.0050	02/16/24 15:49	
EPA 6020B	Molybdenum	0.014	mg/L	0.010	02/16/24 15:49	
SM 2320B-2011	Alkalinity,Bicarbonate (CaCO3)	426	mg/L	5.0	02/15/24 08:11	
SM 2320B-2011	Alkalinity, Total as CaCO3	426	mg/L	5.0	02/15/24 08:11	
SM 2540C-2015	Total Dissolved Solids	421	mg/L	25.0	02/14/24 12:23	
SM 4500-S2D-2011	Sulfide	0.14	mg/L	0.10	02/13/24 02:37	
EPA 300.0 Rev 2.1 1993	Chloride	2.3	mg/L	1.0	02/12/24 23:06	
EPA 300.0 Rev 2.1 1993	Fluoride	0.054J	mg/L	0.10	02/12/24 23:06	
EPA 300.0 Rev 2.1 1993	Sulfate	23.0	mg/L	1.0	02/12/24 23:06	
92711015035	**BOW-BGWA-2**					
EPA 6010D	Potassium	1.7	mg/L	0.50	02/21/24 19:18	
EPA 6010D	Sodium	2.6	mg/L	1.0	02/21/24 19:18	
EPA 6010D	Calcium	48.6	mg/L	1.0	02/21/24 19:18	
EPA 6010D	Magnesium	21.8	mg/L	0.050	02/21/24 19:18	
EPA 6010D	Iron	0.097	mg/L	0.040	02/26/24 11:55	
EPA 6020B	Antimony	0.0012J	mg/L	0.0030	02/16/24 16:03	
EPA 6020B	Barium	0.11	mg/L	0.0050	02/16/24 16:03	
EPA 6020B	Boron	0.022J	mg/L	0.040	02/16/24 16:03	
SM 2320B-2011	Alkalinity,Bicarbonate (CaCO3)	196	mg/L	5.0	02/15/24 14:06	
SM 2320B-2011	Alkalinity, Total as CaCO3	196	mg/L	5.0	02/15/24 14:06	
SM 2540C-2015	Total Dissolved Solids	221	mg/L	25.0	02/14/24 12:19	
EPA 300.0 Rev 2.1 1993	Chloride	3.2	mg/L	1.0	02/12/24 23:21	
EPA 300.0 Rev 2.1 1993	Sulfate	13.8	mg/L	1.0	02/12/24 23:21	
92711015036	**BOW-BGWC-22**					
EPA 6010D	Manganese	4.4	mg/L	0.040	02/21/24 19:23	
EPA 6010D	Potassium	16.2	mg/L	0.50	02/21/24 19:23	
EPA 6010D	Sodium	36.6	mg/L	1.0	02/21/24 19:23	
EPA 6010D	Magnesium	87.6	mg/L	0.050	02/21/24 19:23	
EPA 6010D	Calcium	561	mg/L	10.0	02/25/24 18:34	
EPA 6020B	Arsenic	0.0015J	mg/L	0.0050	02/16/24 16:07	
EPA 6020B	Barium	0.050	mg/L	0.0050	02/16/24 16:07	
EPA 6020B	Beryllium	0.00013J	mg/L	0.00050	02/16/24 16:07	
EPA 6020B	Boron	17.5	mg/L	2.0	02/19/24 12:47	
EPA 6020B	Cadmium	0.0014	mg/L	0.00050	02/16/24 16:07	
EPA 6020B	Cobalt	0.014	mg/L	0.0050	02/16/24 16:07	
EPA 6020B	Lithium	0.021J	mg/L	0.030	02/16/24 16:07	
EPA 6020B	Molybdenum	0.033	mg/L	0.010	02/16/24 16:07	
EPA 6020B	Selenium	0.0012J	mg/L	0.0050	02/16/24 16:07	
EPA 6020B	Thallium	0.00083J	mg/L	0.0010	02/16/24 16:07	
SM 2320B-2011	Alkalinity,Bicarbonate (CaCO3)	111	mg/L	5.0	02/15/24 14:19	
SM 2320B-2011	Alkalinity, Total as CaCO3	111	mg/L	5.0	02/15/24 14:19	
SM 2540C-2015	Total Dissolved Solids	2560	mg/L	50.0	02/14/24 12:19	

REPORT OF LABORATORY ANALYSIS

This report shall not be reproduced, except in full,
without the written consent of Pace Analytical Services, LLC.

Pace Analytical Services, LLC
9800 Kincey Ave. Suite 100
Huntersville, NC 28078
(704)875-9092

SUMMARY OF DETECTION

Project: Bowen AP-1
Pace Project No.: 92711015

Lab Sample ID / Method	Client Sample ID / Parameters	Result	Units	Report Limit	Analyzed	Qualifiers
92711015036	**BOW-BGWC-22**					
EPA 300.0 Rev 2.1 1993	Chloride	679	mg/L	15.0	02/13/24 10:22	
EPA 300.0 Rev 2.1 1993	Fluoride	0.19	mg/L	0.10	02/12/24 23:37	
EPA 300.0 Rev 2.1 1993	Sulfate	549	mg/L	15.0	02/13/24 10:22	
92711015037	**BOW-BGWC-23**					
EPA 6010D	Manganese	0.24	mg/L	0.040	02/21/24 19:28	
EPA 6010D	Potassium	7.3	mg/L	0.50	02/21/24 19:28	M1
EPA 6010D	Sodium	27.7	mg/L	1.0	02/21/24 19:28	M1
EPA 6010D	Magnesium	94.1	mg/L	0.050	02/21/24 19:28	M1
EPA 6010D	Iron	0.17J	mg/L	0.20	02/25/24 18:39	D3
EPA 6010D	Calcium	347	mg/L	5.0	02/25/24 18:39	M1
EPA 6020B	Antimony	0.00089J	mg/L	0.0030	02/16/24 16:11	
EPA 6020B	Arsenic	0.0024J	mg/L	0.0050	02/16/24 16:11	
EPA 6020B	Barium	0.059	mg/L	0.0050	02/16/24 16:11	
EPA 6020B	Boron	10.1	mg/L	2.0	02/19/24 12:51	
EPA 6020B	Lithium	0.019J	mg/L	0.030	02/16/24 16:11	
EPA 6020B	Molybdenum	0.0056J	mg/L	0.010	02/16/24 16:11	
SM 2320B-2011	Alkalinity,Bicarbonate (CaCO3)	157	mg/L	5.0	02/15/24 14:38	
SM 2320B-2011	Alkalinity, Total as CaCO3	157	mg/L	5.0	02/15/24 14:38	
SM 2540C-2015	Total Dissolved Solids	1790	mg/L	50.0	02/15/24 10:03	
SM 4500-S2D-2011	Sulfide	0.38	mg/L	0.10	02/13/24 03:20	
EPA 300.0 Rev 2.1 1993	Chloride	493	mg/L	11.0	02/13/24 10:38	
EPA 300.0 Rev 2.1 1993	Fluoride	0.059J	mg/L	0.10	02/12/24 23:52	
EPA 300.0 Rev 2.1 1993	Sulfate	368	mg/L	11.0	02/13/24 10:38	
92711015038	**BOW-BGWC-30**					
EPA 6010D	Potassium	3.1	mg/L	0.50	02/21/24 19:48	
EPA 6010D	Sodium	5.8	mg/L	1.0	02/21/24 19:48	
EPA 6010D	Calcium	109	mg/L	1.0	02/21/24 19:48	
EPA 6010D	Magnesium	35.8	mg/L	0.050	02/21/24 19:48	
EPA 6010D	Iron	0.048	mg/L	0.040	02/26/24 12:05	
EPA 6020B	Arsenic	0.0010J	mg/L	0.0050	02/16/24 16:15	
EPA 6020B	Barium	0.055	mg/L	0.0050	02/16/24 16:15	
EPA 6020B	Boron	2.9	mg/L	0.040	02/16/24 16:15	
EPA 6020B	Molybdenum	0.0049J	mg/L	0.010	02/16/24 16:15	
EPA 6020B	Selenium	0.0093	mg/L	0.0050	02/16/24 16:15	
SM 2320B-2011	Alkalinity,Bicarbonate (CaCO3)	159	mg/L	5.0	02/13/24 14:15	
SM 2320B-2011	Alkalinity, Total as CaCO3	159	mg/L	5.0	02/13/24 14:15	
SM 2540C-2015	Total Dissolved Solids	511	mg/L	25.0	02/13/24 12:39	
EPA 300.0 Rev 2.1 1993	Chloride	123	mg/L	3.0	02/13/24 10:53	
EPA 300.0 Rev 2.1 1993	Fluoride	0.073J	mg/L	0.10	02/13/24 01:59	
EPA 300.0 Rev 2.1 1993	Sulfate	64.2	mg/L	1.0	02/13/24 01:59	
92711015039	**BOW-BGWC-38D**					
EPA 6010D	Sodium	16.2	mg/L	5.0	02/23/24 16:06	
EPA 6010D	Iron	0.12	mg/L	0.040	02/21/24 20:02	
EPA 6010D	Manganese	0.12	mg/L	0.040	02/21/24 20:02	
EPA 6010D	Magnesium	55.4	mg/L	0.050	02/21/24 20:02	
EPA 6010D	Potassium	4.3	mg/L	2.5	02/25/24 18:53	

This report shall not be reproduced, except in full,
without the written consent of Pace Analytical Services, LLC.

Pace Analytical Services, LLC
9800 Kincey Ave. Suite 100
Huntersville, NC 28078
(704)875-9092

SUMMARY OF DETECTION

Project: Bowen AP-1
Pace Project No.: 92711015

Lab Sample ID / Method	Client Sample ID / Parameters	Result	Units	Report Limit	Analyzed	Qualifiers
92711015039	**BOW-BGWC-38D**					
EPA 6010D	Calcium	221	mg/L	5.0	02/25/24 18:53	
EPA 6020B	Antimony	0.0026J	mg/L	0.0030	02/16/24 16:47	
EPA 6020B	Arsenic	0.0016J	mg/L	0.0050	02/16/24 16:47	
EPA 6020B	Barium	0.16	mg/L	0.0050	02/16/24 16:47	
EPA 6020B	Boron	9.9	mg/L	2.0	02/19/24 12:54	
EPA 6020B	Cobalt	0.0016J	mg/L	0.0050	02/16/24 16:47	
EPA 6020B	Lithium	0.0023J	mg/L	0.030	02/16/24 16:47	
EPA 6020B	Molybdenum	0.090	mg/L	0.010	02/16/24 16:47	
EPA 6020B	Selenium	0.0039J	mg/L	0.0050	02/16/24 16:47	
SM 2320B-2011	Alkalinity,Bicarbonate (CaCO3)	120	mg/L	5.0	02/13/24 14:26	
SM 2320B-2011	Alkalinity, Total as CaCO3	120	mg/L	5.0	02/13/24 14:26	
SM 2540C-2015	Total Dissolved Solids	1150	mg/L	50.0	02/13/24 12:39	
EPA 300.0 Rev 2.1 1993	Chloride	317	mg/L	7.0	02/13/24 11:08	M1
EPA 300.0 Rev 2.1 1993	Fluoride	0.25	mg/L	0.10	02/13/24 02:14	
EPA 300.0 Rev 2.1 1993	Sulfate	195	mg/L	7.0	02/13/24 11:08	
92711015040	**BOW-BGWC-35D**					
EPA 6010D	Iron	1.1	mg/L	0.040	02/21/24 20:07	
EPA 6010D	Manganese	1.1	mg/L	0.040	02/21/24 20:07	
EPA 6010D	Magnesium	129	mg/L	0.050	02/21/24 20:07	
EPA 6010D	Sodium	39.8	mg/L	10.0	02/23/24 16:11	
EPA 6010D	Potassium	11.4	mg/L	5.0	02/25/24 18:58	
EPA 6010D	Calcium	636	mg/L	10.0	02/25/24 18:58	
EPA 6020B	Antimony	0.0023J	mg/L	0.0030	02/16/24 16:51	
EPA 6020B	Arsenic	0.0073	mg/L	0.0050	02/16/24 16:51	
EPA 6020B	Barium	0.050	mg/L	0.0050	02/16/24 16:51	
EPA 6020B	Boron	15.4	mg/L	2.0	02/19/24 12:58	
EPA 6020B	Cobalt	0.0044J	mg/L	0.0050	02/16/24 16:51	
EPA 6020B	Lithium	0.023J	mg/L	0.030	02/16/24 16:51	
EPA 6020B	Molybdenum	0.037	mg/L	0.010	02/16/24 16:51	
SM 2320B-2011	Alkalinity,Bicarbonate (CaCO3)	109	mg/L	5.0	02/14/24 16:44	
SM 2320B-2011	Alkalinity, Total as CaCO3	109	mg/L	5.0	02/14/24 16:44	
SM 2540C-2015	Total Dissolved Solids	2960	mg/L	50.0	02/14/24 12:23	
EPA 300.0 Rev 2.1 1993	Chloride	868	mg/L	19.0	02/13/24 11:53	
EPA 300.0 Rev 2.1 1993	Fluoride	0.15	mg/L	0.10	02/13/24 03:51	
EPA 300.0 Rev 2.1 1993	Sulfate	623	mg/L	19.0	02/13/24 11:53	
92711015041	**BOW-BGWC-37D**					
EPA 6010D	Sodium	13.5	mg/L	1.0	02/23/24 16:16	
EPA 6010D	Potassium	1.9	mg/L	0.50	02/25/24 19:02	
EPA 6010D	Iron	0.97	mg/L	0.040	02/21/24 20:12	
EPA 6010D	Manganese	0.038J	mg/L	0.040	02/21/24 20:12	
EPA 6010D	Calcium	113	mg/L	1.0	02/21/24 20:12	
EPA 6010D	Magnesium	47.3	mg/L	0.050	02/21/24 20:12	
EPA 6020B	Arsenic	0.0075	mg/L	0.0050	02/16/24 16:54	
EPA 6020B	Barium	0.077	mg/L	0.0050	02/16/24 16:54	
EPA 6020B	Boron	1.6	mg/L	0.040	02/16/24 16:54	
EPA 6020B	Lithium	0.0029J	mg/L	0.030	02/16/24 16:54	

REPORT OF LABORATORY ANALYSIS

This report shall not be reproduced, except in full,
without the written consent of Pace Analytical Services, LLC.

Pace Analytical Services, LLC
9800 Kincey Ave. Suite 100
Huntersville, NC 28078
(704)875-9092

SUMMARY OF DETECTION

Project: Bowen AP-1
Pace Project No.: 92711015

Lab Sample ID / Method	Client Sample ID / Parameters	Result	Units	Report Limit	Analyzed	Qualifiers
92711015041	**BOW-BGWC-37D**					
EPA 6020B	Molybdenum	0.016	mg/L	0.010	02/16/24 16:54	
SM 2320B-2011	Alkalinity,Bicarbonate (CaCO3)	162	mg/L	5.0	02/14/24 16:54	
SM 2320B-2011	Alkalinity, Total as CaCO3	162	mg/L	5.0	02/14/24 16:54	
SM 2540C-2015	Total Dissolved Solids	610	mg/L	50.0	02/14/24 12:23	
SM 4500-S2D-2011	Sulfide	0.052J	mg/L	0.10	02/13/24 02:38	
EPA 300.0 Rev 2.1 1993	Chloride	143	mg/L	3.0	02/13/24 12:08	
EPA 300.0 Rev 2.1 1993	Fluoride	0.14	mg/L	0.10	02/13/24 04:06	
EPA 300.0 Rev 2.1 1993	Sulfate	135	mg/L	3.0	02/13/24 12:08	
92711015042	**BOW-BGWC-32**					
EPA 6010D	Iron	0.29	mg/L	0.040	02/21/24 20:17	
EPA 6010D	Manganese	0.098	mg/L	0.040	02/21/24 20:17	
EPA 6010D	Magnesium	63.1	mg/L	0.050	02/21/24 20:17	
EPA 6010D	Calcium	152	mg/L	5.0	02/25/24 19:07	
EPA 6010D	Potassium	2.4J	mg/L	2.5	02/23/24 16:21	D3
EPA 6010D	Sodium	12.9	mg/L	5.0	02/23/24 16:21	
EPA 6020B	Arsenic	0.0017J	mg/L	0.0050	02/16/24 16:58	
EPA 6020B	Barium	0.086	mg/L	0.0050	02/16/24 16:58	
EPA 6020B	Boron	2.1	mg/L	0.040	02/16/24 16:58	
EPA 6020B	Cobalt	0.0054	mg/L	0.0050	02/16/24 16:58	
EPA 6020B	Molybdenum	0.0043J	mg/L	0.010	02/16/24 16:58	
SM 2320B-2011	Alkalinity,Bicarbonate (CaCO3)	190	mg/L	5.0	02/15/24 14:50	
SM 2320B-2011	Alkalinity, Total as CaCO3	190	mg/L	5.0	02/15/24 14:50	
SM 2540C-2015	Total Dissolved Solids	826	mg/L	50.0	02/15/24 10:03	
EPA 300.0 Rev 2.1 1993	Chloride	196	mg/L	4.0	02/13/24 12:23	
EPA 300.0 Rev 2.1 1993	Fluoride	0.12	mg/L	0.10	02/13/24 04:22	
EPA 300.0 Rev 2.1 1993	Sulfate	189	mg/L	4.0	02/13/24 12:23	
92711015043	**BOW-BGWC-49D**					
EPA 6010D	Potassium	3.0	mg/L	2.5	02/25/24 19:12	
EPA 6010D	Calcium	213	mg/L	5.0	02/25/24 19:12	
EPA 6010D	Iron	0.59	mg/L	0.040	02/21/24 20:21	
EPA 6010D	Manganese	0.18	mg/L	0.040	02/21/24 20:21	
EPA 6010D	Magnesium	90.7	mg/L	0.050	02/21/24 20:21	
EPA 6010D	Sodium	36.0	mg/L	5.0	02/23/24 16:25	
EPA 6020B	Arsenic	0.0022J	mg/L	0.0050	02/16/24 17:02	
EPA 6020B	Barium	0.057	mg/L	0.0050	02/16/24 17:02	
EPA 6020B	Boron	8.7	mg/L	0.040	02/16/24 17:02	
EPA 6020B	Cobalt	0.0011J	mg/L	0.0050	02/16/24 17:02	
EPA 6020B	Lithium	0.0058J	mg/L	0.030	02/16/24 17:02	
EPA 6020B	Molybdenum	0.0056J	mg/L	0.010	02/16/24 17:02	
SM 2320B-2011	Alkalinity,Bicarbonate (CaCO3)	103	mg/L	5.0	02/13/24 14:36	
SM 2320B-2011	Alkalinity, Total as CaCO3	103	mg/L	5.0	02/13/24 14:36	
SM 2540C-2015	Total Dissolved Solids	1300	mg/L	50.0	02/13/24 12:39	
EPA 300.0 Rev 2.1 1993	Chloride	442	mg/L	9.0	02/13/24 13:08	
EPA 300.0 Rev 2.1 1993	Fluoride	0.063J	mg/L	0.10	02/13/24 04:37	
EPA 300.0 Rev 2.1 1993	Sulfate	214	mg/L	9.0	02/13/24 13:08	

REPORT OF LABORATORY ANALYSIS

This report shall not be reproduced, except in full,
without the written consent of Pace Analytical Services, LLC.

Pace Analytical Services, LLC
9800 Kincey Ave. Suite 100
Huntersville, NC 28078
(704)875-9092

SUMMARY OF DETECTION

Project: Bowen AP-1
Pace Project No.: 92711015

Lab Sample ID / Method	Client Sample ID / Parameters	Result	Units	Report Limit	Analyzed	Qualifiers
92711015044	**BOW-BGWC-40**					
EPA 6010D	Calcium	116	mg/L	1.0	02/21/24 20:26	
EPA 6010D	Magnesium	37.3	mg/L	0.050	02/21/24 20:26	
EPA 6010D	Sodium	7.7	mg/L	1.0	02/23/24 16:30	
EPA 6010D	Iron	0.041	mg/L	0.040	02/26/24 12:09	
EPA 6010D	Potassium	2.3	mg/L	0.50	02/26/24 12:09	
EPA 6020B	Arsenic	0.00094J	mg/L	0.0050	02/16/24 17:06	
EPA 6020B	Barium	0.039	mg/L	0.0050	02/16/24 17:06	
EPA 6020B	Boron	2.5	mg/L	0.040	02/16/24 17:06	
EPA 6020B	Cobalt	0.00034J	mg/L	0.0050	02/16/24 17:06	
EPA 6020B	Selenium	0.0091	mg/L	0.0050	02/16/24 17:06	
SM 2320B-2011	Alkalinity,Bicarbonate (CaCO3)	217	mg/L	5.0	02/15/24 08:30	
SM 2320B-2011	Alkalinity, Total as CaCO3	217	mg/L	5.0	02/15/24 08:30	
SM 2540C-2015	Total Dissolved Solids	579	mg/L	25.0	02/14/24 12:16	
EPA 300.0 Rev 2.1 1993	Chloride	97.3	mg/L	1.0	02/13/24 04:52	
EPA 300.0 Rev 2.1 1993	Fluoride	0.072J	mg/L	0.10	02/13/24 04:52	
EPA 300.0 Rev 2.1 1993	Sulfate	106	mg/L	2.0	02/13/24 13:24	
92711015045	**BOW-BGWC-41D**					
EPA 6010D	Potassium	0.89J	mg/L	2.5	02/23/24 16:44	D3
EPA 6010D	Sodium	24.3	mg/L	5.0	02/23/24 16:44	
EPA 6010D	Iron	0.76	mg/L	0.040	02/21/24 20:31	
EPA 6010D	Manganese	0.027J	mg/L	0.040	02/21/24 20:31	
EPA 6010D	Magnesium	108	mg/L	0.050	02/21/24 20:31	
EPA 6010D	Calcium	241	mg/L	5.0	02/25/24 19:49	
EPA 6020B	Arsenic	0.0023J	mg/L	0.0050	02/16/24 17:09	
EPA 6020B	Barium	0.072	mg/L	0.0050	02/16/24 17:09	
EPA 6020B	Boron	1.8	mg/L	0.040	02/16/24 17:09	
EPA 6020B	Cobalt	0.00044J	mg/L	0.0050	02/16/24 17:09	
EPA 6020B	Lithium	0.0022J	mg/L	0.030	02/16/24 17:09	
EPA 6020B	Molybdenum	0.0079J	mg/L	0.010	02/16/24 17:09	
SM 2320B-2011	Alkalinity,Bicarbonate (CaCO3)	114	mg/L	5.0	02/14/24 17:26	
SM 2320B-2011	Alkalinity, Total as CaCO3	114	mg/L	5.0	02/14/24 17:26	
SM 2540C-2015	Total Dissolved Solids	1440	mg/L	50.0	02/14/24 12:16	
EPA 300.0 Rev 2.1 1993	Chloride	406	mg/L	9.0	02/13/24 13:39	
EPA 300.0 Rev 2.1 1993	Fluoride	0.064J	mg/L	0.10	02/13/24 05:08	
EPA 300.0 Rev 2.1 1993	Sulfate	329	mg/L	9.0	02/13/24 13:39	
92711015046	**BOW-BGWC-42D**					
EPA 6010D	Potassium	1.9	mg/L	0.50	02/25/24 19:54	
EPA 6010D	Sodium	39.9	mg/L	1.0	02/23/24 16:49	
EPA 6010D	Iron	0.34	mg/L	0.040	02/21/24 20:36	
EPA 6010D	Manganese	0.025J	mg/L	0.040	02/21/24 20:36	
EPA 6010D	Calcium	81.2	mg/L	1.0	02/21/24 20:36	
EPA 6010D	Magnesium	33.2	mg/L	0.050	02/21/24 20:36	
EPA 6020B	Arsenic	0.0040J	mg/L	0.0050	02/16/24 17:13	
EPA 6020B	Barium	0.060	mg/L	0.0050	02/16/24 17:13	
EPA 6020B	Boron	1.9	mg/L	0.040	02/16/24 17:13	
EPA 6020B	Lithium	0.0021J	mg/L	0.030	02/16/24 17:13	

REPORT OF LABORATORY ANALYSIS

This report shall not be reproduced, except in full,
without the written consent of Pace Analytical Services, LLC.

Pace Analytical Services, LLC
9800 Kincey Ave. Suite 100
Huntersville, NC 28078
(704)875-9092

SUMMARY OF DETECTION

Project: Bowen AP-1
Pace Project No.: 92711015

Lab Sample ID / Method	Client Sample ID / Parameters	Result	Units	Report Limit	Analyzed	Qualifiers
92711015046	**BOW-BGWC-42D**					
EPA 6020B	Molybdenum	0.013	mg/L	0.010	02/16/24 17:13	
SM 2320B-2011	Alkalinity,Bicarbonate (CaCO3)	201	mg/L	5.0	02/14/24 17:35	
SM 2320B-2011	Alkalinity, Total as CaCO3	201	mg/L	5.0	02/14/24 17:35	
SM 2540C-2015	Total Dissolved Solids	543	mg/L	25.0	02/14/24 12:16	
SM 4500-S2D-2011	Sulfide	4.4	mg/L	2.5	02/13/24 02:44	
EPA 300.0 Rev 2.1 1993	Chloride	80.7	mg/L	1.0	02/13/24 05:23	
EPA 300.0 Rev 2.1 1993	Fluoride	0.50	mg/L	0.10	02/13/24 05:23	
EPA 300.0 Rev 2.1 1993	Sulfate	109	mg/L	2.0	02/13/24 13:54	
92711015047	**BOW-BGWC-39**					
EPA 6010D	Sodium	17.3	mg/L	1.0	02/23/24 16:54	
EPA 6010D	Iron	0.026J	mg/L	0.040	02/26/24 12:14	
EPA 6010D	Potassium	8.0	mg/L	0.50	02/26/24 12:14	
EPA 6010D	Calcium	264	mg/L	1.0	02/26/24 12:14	
EPA 6010D	Manganese	0.048	mg/L	0.040	02/21/24 20:40	
EPA 6010D	Magnesium	46.8	mg/L	0.050	02/21/24 20:40	
EPA 6020B	Arsenic	0.0012J	mg/L	0.0050	02/16/24 17:17	
EPA 6020B	Barium	0.043	mg/L	0.0050	02/16/24 17:17	
EPA 6020B	Boron	7.4	mg/L	0.040	02/16/24 17:17	
EPA 6020B	Lithium	0.0048J	mg/L	0.030	02/16/24 17:17	
EPA 6020B	Molybdenum	0.0036J	mg/L	0.010	02/16/24 17:17	
SM 2320B-2011	Alkalinity,Bicarbonate (CaCO3)	188	mg/L	5.0	02/15/24 15:03	
SM 2320B-2011	Alkalinity, Total as CaCO3	188	mg/L	5.0	02/15/24 15:03	
SM 2540C-2015	Total Dissolved Solids	1250	mg/L	50.0	02/15/24 10:03	
EPA 300.0 Rev 2.1 1993	Chloride	284	mg/L	6.0	02/13/24 14:09	
EPA 300.0 Rev 2.1 1993	Fluoride	0.10	mg/L	0.10	02/13/24 05:38	
EPA 300.0 Rev 2.1 1993	Sulfate	282	mg/L	6.0	02/13/24 14:09	
92711015048	**BOW-AP1-FD-04**					
EPA 6010D	Iron	0.73	mg/L	0.040	02/21/24 21:40	
EPA 6010D	Manganese	0.027J	mg/L	0.040	02/21/24 21:40	
EPA 6010D	Magnesium	106	mg/L	0.050	02/21/24 21:40	
EPA 6010D	Potassium	2.1J	mg/L	2.5	02/25/24 20:04	D3
EPA 6010D	Calcium	232	mg/L	5.0	02/25/24 20:04	
EPA 6010D	Sodium	24.5	mg/L	5.0	02/23/24 16:59	
EPA 6020B	Arsenic	0.0026J	mg/L	0.0050	02/16/24 17:20	
EPA 6020B	Barium	0.071	mg/L	0.0050	02/16/24 17:20	
EPA 6020B	Boron	1.8	mg/L	0.040	02/16/24 17:20	
EPA 6020B	Cobalt	0.00042J	mg/L	0.0050	02/16/24 17:20	
EPA 6020B	Lithium	0.0022J	mg/L	0.030	02/16/24 17:20	
EPA 6020B	Molybdenum	0.0079J	mg/L	0.010	02/16/24 17:20	
SM 2320B-2011	Alkalinity,Bicarbonate (CaCO3)	115	mg/L	5.0	02/14/24 17:48	
SM 2320B-2011	Alkalinity, Total as CaCO3	115	mg/L	5.0	02/14/24 17:48	
SM 2540C-2015	Total Dissolved Solids	1470	mg/L	50.0	02/14/24 12:17	
EPA 300.0 Rev 2.1 1993	Chloride	408	mg/L	9.0	02/13/24 14:24	
EPA 300.0 Rev 2.1 1993	Fluoride	0.064J	mg/L	0.10	02/13/24 05:54	
EPA 300.0 Rev 2.1 1993	Sulfate	330	mg/L	9.0	02/13/24 14:24	

REPORT OF LABORATORY ANALYSIS

This report shall not be reproduced, except in full,
without the written consent of Pace Analytical Services, LLC.

Pace Analytical Services, LLC
9800 Kincey Ave. Suite 100
Huntersville, NC 28078
(704)875-9092

SUMMARY OF DETECTION

Project: Bowen AP-1
Pace Project No.: 92711015

Lab Sample ID / Method	Client Sample ID / Parameters	Result	Units	Report Limit	Analyzed	Qualifiers
92711015049	**BOW-AP1-FB-04**					
EPA 6010D	Magnesium	0.013J	mg/L	0.050	02/21/24 21:45	

REPORT OF LABORATORY ANALYSIS

This report shall not be reproduced, except in full,
without the written consent of Pace Analytical Services, LLC.

Pace Analytical Services, LLC
9800 Kincey Ave. Suite 100
Huntersville, NC 28078
(704)875-9092

ANALYTICAL RESULTS

Project: Bowen AP-1
Pace Project No.: 92711015

Sample: BOW-BGWC-24 **Lab ID: 92711015001** Collected: 01/30/24 14:40 Received: 01/31/24 13:25 Matrix: Water

Parameters	Results	Units	Report Limit	MDL	DF	Prepared	Analyzed	CAS No.	Qual
6010D ATL ICP	Analytical Method: EPA 6010D Preparation Method: EPA 3010A Pace Analytical Services - Peachtree Corners, GA								
Iron	ND	mg/L	0.040	0.025	1	02/01/24 15:40	02/06/24 03:15	7439-89-6	
Manganese	**2.1**	mg/L	0.040	0.011	1	02/01/24 15:40	02/06/24 03:15	7439-96-5	
Potassium	**7.9**	mg/L	0.50	0.15	1	02/01/24 15:40	02/06/24 03:15	7440-09-7	
Magnesium	**62.4**	mg/L	0.050	0.012	1	02/01/24 15:40	02/06/24 03:15	7439-95-4	
Sodium	**10.6**	mg/L	5.0	2.9	5	02/01/24 15:40	02/07/24 01:56	7440-23-5	
Calcium	**413**	mg/L	5.0	0.61	5	02/01/24 15:40	02/07/24 01:56	7440-70-2	
6020 MET ICPMS	Analytical Method: EPA 6020B Preparation Method: EPA 3005A Pace Analytical Services - Peachtree Corners, GA								
Antimony	ND	mg/L	0.0030	0.00054	1	02/01/24 10:43	02/01/24 18:57	7440-36-0	
Arsenic	**0.0036J**	mg/L	0.0050	0.00084	1	02/01/24 10:43	02/01/24 18:57	7440-38-2	
Barium	**0.042**	mg/L	0.0050	0.00047	1	02/01/24 10:43	02/01/24 18:57	7440-39-3	
Beryllium	**0.00028J**	mg/L	0.00050	0.000094	1	02/01/24 10:43	02/01/24 18:57	7440-41-7	
Boron	**15.7**	mg/L	2.0	0.60	50	02/01/24 10:43	02/02/24 15:10	7440-42-8	
Cadmium	**0.0022**	mg/L	0.00050	0.00010	1	02/01/24 10:43	02/01/24 18:57	7440-43-9	
Chromium	ND	mg/L	0.0050	0.0019	1	02/01/24 10:43	02/01/24 18:57	7440-47-3	
Cobalt	**0.0020J**	mg/L	0.0050	0.00032	1	02/01/24 10:43	02/01/24 18:57	7440-48-4	
Lead	ND	mg/L	0.0010	0.00016	1	02/01/24 10:43	02/01/24 18:57	7439-92-1	
Lithium	**0.0054J**	mg/L	0.030	0.0016	1	02/01/24 10:43	02/01/24 18:57	7439-93-2	
Molybdenum	ND	mg/L	0.010	0.00062	1	02/01/24 10:43	02/01/24 18:57	7439-98-7	
Selenium	**0.0054**	mg/L	0.0050	0.00096	1	02/01/24 10:43	02/01/24 18:57	7782-49-2	
Thallium	ND	mg/L	0.0010	0.00038	1	02/01/24 10:43	02/01/24 18:57	7440-28-0	
7470 Mercury	Analytical Method: EPA 7470A Preparation Method: EPA 7470A Pace Analytical Services - Peachtree Corners, GA								
Mercury	**0.00062**	mg/L	0.00020	0.00013	1	02/15/24 12:00	02/15/24 15:01	7439-97-6	M1,R1
2320B Alkalinity	Analytical Method: SM 2320B-2011 Pace Analytical Services - Asheville								
Alkalinity,Bicarbonate (CaCO3)	**148**	mg/L	5.0	5.0	1		02/05/24 16:47		
Alkalinity,Carbonate (CaCO3)	ND	mg/L	5.0	5.0	1		02/05/24 16:47		
Alkalinity, Total as CaCO3	**148**	mg/L	5.0	5.0	1		02/05/24 16:47		
2540C Total Dissolved Solids	Analytical Method: SM 2540C-2015 Pace Analytical Services - Asheville								
Total Dissolved Solids	**2180**	mg/L	50.0	50.0	1		02/01/24 11:54		
4500S2D Sulfide Water	Analytical Method: SM 4500-S2D-2011 Pace Analytical Services - Asheville								
Sulfide	ND	mg/L	0.10	0.022	1		02/01/24 06:28	18496-25-8	
300.0 IC Anions 28 Days	Analytical Method: EPA 300.0 Rev 2.1 1993 Pace Analytical Services - Asheville								
Chloride	**533**	mg/L	12.0	7.2	12		02/01/24 14:13	16887-00-6	

REPORT OF LABORATORY ANALYSIS

This report shall not be reproduced, except in full,
without the written consent of Pace Analytical Services, LLC.

Pace Analytical Services, LLC
9800 Kincey Ave. Suite 100
Huntersville, NC 28078
(704)875-9092

ANALYTICAL RESULTS

Project: Bowen AP-1
Pace Project No.: 92711015

Sample: BOW-BGWC-24 **Lab ID: 92711015001** Collected: 01/30/24 14:40 Received: 01/31/24 13:25 Matrix: Water

Parameters	Results	Units	Report Limit	MDL	DF	Prepared	Analyzed	CAS No.	Qual
300.0 IC Anions 28 Days	Analytical Method: EPA 300.0 Rev 2.1 1993 Pace Analytical Services - Asheville								
Fluoride	**0.13**	mg/L	0.10	0.050	1		02/01/24 06:12	16984-48-8	
Sulfate	**324**	mg/L	12.0	6.0	12		02/01/24 14:13	14808-79-8	

REPORT OF LABORATORY ANALYSIS

This report shall not be reproduced, except in full,
without the written consent of Pace Analytical Services, LLC.

Pace Analytical Services, LLC
9800 Kincey Ave. Suite 100
Huntersville, NC 28078
(704)875-9092

ANALYTICAL RESULTS

Project: Bowen AP-1
Pace Project No.: 92711015

Sample: BOW-BGWC-36D **Lab ID: 92711015002** Collected: 01/30/24 14:15 Received: 01/31/24 13:25 Matrix: Water

Parameters	Results	Units	Report Limit	MDL	DF	Prepared	Analyzed	CAS No.	Qual
6010D ATL ICP	Analytical Method: EPA 6010D Preparation Method: EPA 3010A Pace Analytical Services - Peachtree Corners, GA								
Iron	ND	mg/L	0.040	0.025	1	02/01/24 15:40	02/06/24 03:20	7439-89-6	
Manganese	ND	mg/L	0.040	0.011	1	02/01/24 15:40	02/06/24 03:20	7439-96-5	
Potassium	**3.8**	mg/L	0.50	0.15	1	02/01/24 15:40	02/06/24 03:20	7440-09-7	
Magnesium	**54.3**	mg/L	0.050	0.012	1	02/01/24 15:40	02/06/24 03:20	7439-95-4	
Sodium	**12.1**	mg/L	5.0	2.9	5	02/01/24 15:40	02/07/24 02:01	7440-23-5	
Calcium	**166**	mg/L	5.0	0.61	5	02/01/24 15:40	02/07/24 02:01	7440-70-2	
6020 MET ICPMS	Analytical Method: EPA 6020B Preparation Method: EPA 3005A Pace Analytical Services - Peachtree Corners, GA								
Antimony	**0.0021J**	mg/L	0.0030	0.00054	1	02/01/24 10:43	02/01/24 19:14	7440-36-0	
Arsenic	**0.0017J**	mg/L	0.0050	0.00084	1	02/01/24 10:43	02/01/24 19:14	7440-38-2	
Barium	**0.060**	mg/L	0.0050	0.00047	1	02/01/24 10:43	02/01/24 19:14	7440-39-3	
Beryllium	ND	mg/L	0.00050	0.000094	1	02/01/24 10:43	02/01/24 19:14	7440-41-7	
Boron	**4.6**	mg/L	0.40	0.12	10	02/01/24 10:43	02/02/24 15:22	7440-42-8	
Cadmium	ND	mg/L	0.00050	0.00010	1	02/01/24 10:43	02/01/24 19:14	7440-43-9	
Chromium	ND	mg/L	0.0050	0.0019	1	02/01/24 10:43	02/01/24 19:14	7440-47-3	
Cobalt	ND	mg/L	0.0050	0.00032	1	02/01/24 10:43	02/01/24 19:14	7440-48-4	
Lead	ND	mg/L	0.0010	0.00016	1	02/01/24 10:43	02/01/24 19:14	7439-92-1	
Lithium	**0.0016J**	mg/L	0.030	0.0016	1	02/01/24 10:43	02/01/24 19:14	7439-93-2	
Molybdenum	**0.012**	mg/L	0.010	0.00062	1	02/01/24 10:43	02/01/24 19:14	7439-98-7	
Selenium	**0.013**	mg/L	0.0050	0.00096	1	02/01/24 10:43	02/01/24 19:14	7782-49-2	
Thallium	ND	mg/L	0.0010	0.00038	1	02/01/24 10:43	02/01/24 19:14	7440-28-0	
7470 Mercury	Analytical Method: EPA 7470A Preparation Method: EPA 7470A Pace Analytical Services - Peachtree Corners, GA								
Mercury	ND	mg/L	0.00020	0.00013	1	02/15/24 12:00	02/15/24 15:19	7439-97-6	
2320B Alkalinity	Analytical Method: SM 2320B-2011 Pace Analytical Services - Asheville								
Alkalinity,Bicarbonate (CaCO3)	**131**	mg/L	5.0	5.0	1		02/05/24 16:58		
Alkalinity,Carbonate (CaCO3)	ND	mg/L	5.0	5.0	1		02/05/24 16:58		
Alkalinity, Total as CaCO3	**131**	mg/L	5.0	5.0	1		02/05/24 16:58		
2540C Total Dissolved Solids	Analytical Method: SM 2540C-2015 Pace Analytical Services - Asheville								
Total Dissolved Solids	**908**	mg/L	50.0	50.0	1		02/01/24 11:54		
4500S2D Sulfide Water	Analytical Method: SM 4500-S2D-2011 Pace Analytical Services - Asheville								
Sulfide	ND	mg/L	0.10	0.022	1		02/01/24 06:29	18496-25-8	
300.0 IC Anions 28 Days	Analytical Method: EPA 300.0 Rev 2.1 1993 Pace Analytical Services - Asheville								
Chloride	**240**	mg/L	5.0	3.0	5		02/01/24 14:27	16887-00-6	M1

REPORT OF LABORATORY ANALYSIS

This report shall not be reproduced, except in full,
without the written consent of Pace Analytical Services, LLC.

Pace Analytical Services, LLC
9800 Kincey Ave. Suite 100
Huntersville, NC 28078
(704)875-9092

ANALYTICAL RESULTS

Project: Bowen AP-1
Pace Project No.: 92711015

Sample: BOW-BGWC-36D **Lab ID: 92711015002** Collected: 01/30/24 14:15 Received: 01/31/24 13:25 Matrix: Water

Parameters	Results	Units	Report Limit	MDL	DF	Prepared	Analyzed	CAS No.	Qual
300.0 IC Anions 28 Days	Analytical Method: EPA 300.0 Rev 2.1 1993 Pace Analytical Services - Asheville								
Fluoride	**0.096J**	mg/L	0.10	0.050	1		02/01/24 06:56	16984-48-8	M1
Sulfate	**126**	mg/L	5.0	2.5	5		02/01/24 14:27	14808-79-8	

REPORT OF LABORATORY ANALYSIS

This report shall not be reproduced, except in full,
without the written consent of Pace Analytical Services, LLC.

Pace Analytical Services, LLC
9800 Kincey Ave. Suite 100
Huntersville, NC 28078
(704)875-9092

ANALYTICAL RESULTS

Project: Bowen AP-1
Pace Project No.: 92711015

Sample: BOW-BGWC-43D **Lab ID: 92711015003** Collected: 01/30/24 12:12 Received: 01/31/24 13:25 Matrix: Water

Parameters	Results	Units	Report Limit	MDL	DF	Prepared	Analyzed	CAS No.	Qual
6010D ATL ICP	Analytical Method: EPA 6010D Preparation Method: EPA 3010A Pace Analytical Services - Peachtree Corners, GA								
Iron	**0.14**	mg/L	0.040	0.025	1	02/01/24 15:40	02/06/24 03:25	7439-89-6	
Manganese	**0.78**	mg/L	0.040	0.011	1	02/01/24 15:40	02/06/24 03:25	7439-96-5	
Potassium	**5.5**	mg/L	0.50	0.15	1	02/01/24 15:40	02/06/24 03:25	7440-09-7	
Magnesium	**66.5**	mg/L	0.050	0.012	1	02/01/24 15:40	02/06/24 03:25	7439-95-4	
Sodium	**17.9**	mg/L	1.0	0.58	1	02/01/24 15:40	02/07/24 02:05	7440-23-5	
Calcium	**290**	mg/L	1.0	0.12	1	02/01/24 15:40	02/07/24 02:05	7440-70-2	
6020 MET ICPMS	Analytical Method: EPA 6020B Preparation Method: EPA 3005A Pace Analytical Services - Peachtree Corners, GA								
Antimony	**0.0015J**	mg/L	0.0030	0.00054	1	02/01/24 10:43	02/01/24 19:18	7440-36-0	
Arsenic	**0.0034J**	mg/L	0.0050	0.00084	1	02/01/24 10:43	02/01/24 19:18	7440-38-2	
Barium	**0.072**	mg/L	0.0050	0.00047	1	02/01/24 10:43	02/01/24 19:18	7440-39-3	
Beryllium	ND	mg/L	0.00050	0.000094	1	02/01/24 10:43	02/01/24 19:18	7440-41-7	
Boron	**12.6**	mg/L	2.0	0.60	50	02/01/24 10:43	02/02/24 15:26	7440-42-8	
Cadmium	**0.00034J**	mg/L	0.00050	0.00010	1	02/01/24 10:43	02/01/24 19:18	7440-43-9	
Chromium	ND	mg/L	0.0050	0.0019	1	02/01/24 10:43	02/01/24 19:18	7440-47-3	
Cobalt	**0.0024J**	mg/L	0.0050	0.00032	1	02/01/24 10:43	02/01/24 19:18	7440-48-4	
Lead	ND	mg/L	0.0010	0.00016	1	02/01/24 10:43	02/01/24 19:18	7439-92-1	
Lithium	**0.017J**	mg/L	0.030	0.0016	1	02/01/24 10:43	02/01/24 19:18	7439-93-2	
Molybdenum	**0.12**	mg/L	0.010	0.00062	1	02/01/24 10:43	02/01/24 19:18	7439-98-7	
Selenium	**0.0055**	mg/L	0.0050	0.00096	1	02/01/24 10:43	02/01/24 19:18	7782-49-2	
Thallium	**0.0055**	mg/L	0.0010	0.00038	1	02/01/24 10:43	02/01/24 19:18	7440-28-0	
7470 Mercury	Analytical Method: EPA 7470A Preparation Method: EPA 7470A Pace Analytical Services - Peachtree Corners, GA								
Mercury	ND	mg/L	0.00020	0.00013	1	02/15/24 12:00	02/15/24 15:21	7439-97-6	
2320B Alkalinity	Analytical Method: SM 2320B-2011 Pace Analytical Services - Asheville								
Alkalinity,Bicarbonate (CaCO3)	**99.8**	mg/L	5.0	5.0	1		02/05/24 17:08		
Alkalinity,Carbonate (CaCO3)	ND	mg/L	5.0	5.0	1		02/05/24 17:08		
Alkalinity, Total as CaCO3	**99.8**	mg/L	5.0	5.0	1		02/05/24 17:08		
2540C Total Dissolved Solids	Analytical Method: SM 2540C-2015 Pace Analytical Services - Asheville								
Total Dissolved Solids	**1840**	mg/L	50.0	50.0	1		02/01/24 11:54		
4500S2D Sulfide Water	Analytical Method: SM 4500-S2D-2011 Pace Analytical Services - Asheville								
Sulfide	ND	mg/L	0.10	0.022	1		02/01/24 06:30	18496-25-8	
300.0 IC Anions 28 Days	Analytical Method: EPA 300.0 Rev 2.1 1993 Pace Analytical Services - Asheville								
Chloride	**446**	mg/L	10.0	6.0	10		02/01/24 16:53	16887-00-6	

REPORT OF LABORATORY ANALYSIS

This report shall not be reproduced, except in full,
without the written consent of Pace Analytical Services, LLC.

Pace Analytical Services, LLC
9800 Kincey Ave. Suite 100
Huntersville, NC 28078
(704)875-9092

ANALYTICAL RESULTS

Project: Bowen AP-1
Pace Project No.: 92711015

Sample: BOW-BGWC-43D **Lab ID: 92711015003** Collected: 01/30/24 12:12 Received: 01/31/24 13:25 Matrix: Water

Parameters	Results	Units	Report Limit	MDL	DF	Prepared	Analyzed	CAS No.	Qual
300.0 IC Anions 28 Days	Analytical Method: EPA 300.0 Rev 2.1 1993 Pace Analytical Services - Asheville								
Fluoride	**0.82**	mg/L	0.10	0.050	1		02/01/24 07:39	16984-48-8	
Sulfate	**288**	mg/L	10.0	5.0	10		02/01/24 16:53	14808-79-8	

REPORT OF LABORATORY ANALYSIS

This report shall not be reproduced, except in full,
without the written consent of Pace Analytical Services, LLC.

Pace Analytical Services, LLC
9800 Kincey Ave. Suite 100
Huntersville, NC 28078
(704)875-9092

ANALYTICAL RESULTS

Project: Bowen AP-1
Pace Project No.: 92711015

Sample: BOW-AP1-FD-01 **Lab ID: 92711015004** Collected: 01/30/24 00:00 Received: 01/31/24 13:25 Matrix: Water

Parameters	Results	Units	Report Limit	MDL	DF	Prepared	Analyzed	CAS No.	Qual
6010D ATL ICP	Analytical Method: EPA 6010D Preparation Method: EPA 3010A Pace Analytical Services - Peachtree Corners, GA								
Iron	ND	mg/L	0.040	0.025	1	02/01/24 15:40	02/06/24 03:44	7439-89-6	
Manganese	ND	mg/L	0.040	0.011	1	02/01/24 15:40	02/06/24 03:44	7439-96-5	
Calcium	**142**	mg/L	1.0	0.12	1	02/01/24 15:40	02/06/24 03:44	7440-70-2	
Magnesium	**49.8**	mg/L	0.050	0.012	1	02/01/24 15:40	02/06/24 03:44	7439-95-4	
Sodium	**11.7**	mg/L	1.0	0.58	1	02/01/24 15:40	02/07/24 02:10	7440-23-5	
Potassium	**3.3**	mg/L	0.50	0.15	1	02/01/24 15:40	02/07/24 11:13	7440-09-7	
6020 MET ICPMS	Analytical Method: EPA 6020B Preparation Method: EPA 3005A Pace Analytical Services - Peachtree Corners, GA								
Antimony	ND	mg/L	0.0030	0.00054	1	02/01/24 10:43	02/01/24 19:35	7440-36-0	
Arsenic	**0.0013J**	mg/L	0.0050	0.00084	1	02/01/24 10:43	02/01/24 19:35	7440-38-2	
Barium	**0.060**	mg/L	0.0050	0.00047	1	02/01/24 10:43	02/01/24 19:35	7440-39-3	
Beryllium	ND	mg/L	0.00050	0.000094	1	02/01/24 10:43	02/01/24 19:35	7440-41-7	
Boron	**4.4**	mg/L	0.40	0.12	10	02/01/24 10:43	02/02/24 15:31	7440-42-8	
Cadmium	ND	mg/L	0.00050	0.00010	1	02/01/24 10:43	02/01/24 19:35	7440-43-9	
Chromium	ND	mg/L	0.0050	0.0019	1	02/01/24 10:43	02/01/24 19:35	7440-47-3	
Cobalt	ND	mg/L	0.0050	0.00032	1	02/01/24 10:43	02/01/24 19:35	7440-48-4	
Lead	ND	mg/L	0.0010	0.00016	1	02/01/24 10:43	02/01/24 19:35	7439-92-1	
Lithium	**0.0016J**	mg/L	0.030	0.0016	1	02/01/24 10:43	02/01/24 19:35	7439-93-2	
Molybdenum	**0.011**	mg/L	0.010	0.00062	1	02/01/24 10:43	02/01/24 19:35	7439-98-7	
Selenium	**0.013**	mg/L	0.0050	0.00096	1	02/01/24 10:43	02/01/24 19:35	7782-49-2	
Thallium	ND	mg/L	0.0010	0.00038	1	02/01/24 10:43	02/01/24 19:35	7440-28-0	
7470 Mercury	Analytical Method: EPA 7470A Preparation Method: EPA 7470A Pace Analytical Services - Peachtree Corners, GA								
Mercury	ND	mg/L	0.00020	0.00013	1	02/15/24 12:00	02/15/24 15:24	7439-97-6	
2320B Alkalinity	Analytical Method: SM 2320B-2011 Pace Analytical Services - Asheville								
Alkalinity,Bicarbonate (CaCO3)	**133**	mg/L	5.0	5.0	1		02/05/24 17:16		
Alkalinity,Carbonate (CaCO3)	ND	mg/L	5.0	5.0	1		02/05/24 17:16		
Alkalinity, Total as CaCO3	**133**	mg/L	5.0	5.0	1		02/05/24 17:16		
2540C Total Dissolved Solids	Analytical Method: SM 2540C-2015 Pace Analytical Services - Asheville								
Total Dissolved Solids	**952**	mg/L	50.0	50.0	1		02/01/24 11:54		
4500S2D Sulfide Water	Analytical Method: SM 4500-S2D-2011 Pace Analytical Services - Asheville								
Sulfide	ND	mg/L	0.10	0.022	1		02/01/24 06:30	18496-25-8	
300.0 IC Anions 28 Days	Analytical Method: EPA 300.0 Rev 2.1 1993 Pace Analytical Services - Asheville								
Chloride	**240**	mg/L	5.0	3.0	5		02/01/24 17:07	16887-00-6	

REPORT OF LABORATORY ANALYSIS

This report shall not be reproduced, except in full,
without the written consent of Pace Analytical Services, LLC.

Pace Analytical Services, LLC
9800 Kincey Ave. Suite 100
Huntersville, NC 28078
(704)875-9092

ANALYTICAL RESULTS

Project: Bowen AP-1
Pace Project No.: 92711015

Sample: BOW-AP1-FD-01 **Lab ID: 92711015004** Collected: 01/30/24 00:00 Received: 01/31/24 13:25 Matrix: Water

Parameters	Results	Units	Report Limit	MDL	DF	Prepared	Analyzed	CAS No.	Qual
300.0 IC Anions 28 Days	Analytical Method: EPA 300.0 Rev 2.1 1993 Pace Analytical Services - Asheville								
Fluoride	**0.10**	mg/L	0.10	0.050	1		02/01/24 07:53	16984-48-8	
Sulfate	**127**	mg/L	5.0	2.5	5		02/01/24 17:07	14808-79-8	

REPORT OF LABORATORY ANALYSIS

This report shall not be reproduced, except in full,
without the written consent of Pace Analytical Services, LLC.

Pace Analytical Services, LLC
9800 Kincey Ave. Suite 100
Huntersville, NC 28078
(704)875-9092

ANALYTICAL RESULTS

Project: Bowen AP-1
Pace Project No.: 92711015

Sample: BOW-AP1-FB-01 **Lab ID: 92711015005** Collected: 01/30/24 16:00 Received: 01/31/24 13:25 Matrix: Water

Parameters	Results	Units	Report Limit	MDL	DF	Prepared	Analyzed	CAS No.	Qual
6010D ATL ICP	Analytical Method: EPA 6010D Preparation Method: EPA 3010A Pace Analytical Services - Peachtree Corners, GA								
Iron	ND	mg/L	0.040	0.025	1	02/01/24 15:40	02/06/24 03:49	7439-89-6	
Manganese	ND	mg/L	0.040	0.011	1	02/01/24 15:40	02/06/24 03:49	7439-96-5	
Potassium	ND	mg/L	0.50	0.15	1	02/01/24 15:40	02/06/24 03:49	7440-09-7	
Sodium	ND	mg/L	1.0	0.58	1	02/01/24 15:40	02/06/24 03:49	7440-23-5	
Calcium	ND	mg/L	1.0	0.12	1	02/01/24 15:40	02/06/24 03:49	7440-70-2	
Magnesium	ND	mg/L	0.050	0.012	1	02/01/24 15:40	02/06/24 03:49	7439-95-4	
6020 MET ICPMS	Analytical Method: EPA 6020B Preparation Method: EPA 3005A Pace Analytical Services - Peachtree Corners, GA								
Antimony	ND	mg/L	0.0030	0.00054	1	02/01/24 10:43	02/01/24 19:39	7440-36-0	
Arsenic	ND	mg/L	0.0050	0.00084	1	02/01/24 10:43	02/01/24 19:39	7440-38-2	
Barium	ND	mg/L	0.0050	0.00047	1	02/01/24 10:43	02/01/24 19:39	7440-39-3	
Beryllium	ND	mg/L	0.00050	0.000094	1	02/01/24 10:43	02/01/24 19:39	7440-41-7	
Boron	ND	mg/L	0.040	0.012	1	02/01/24 10:43	02/02/24 15:06	7440-42-8	
Cadmium	ND	mg/L	0.00050	0.00010	1	02/01/24 10:43	02/01/24 19:39	7440-43-9	
Chromium	ND	mg/L	0.0050	0.0019	1	02/01/24 10:43	02/01/24 19:39	7440-47-3	
Cobalt	ND	mg/L	0.0050	0.00032	1	02/01/24 10:43	02/01/24 19:39	7440-48-4	
Lead	ND	mg/L	0.0010	0.00016	1	02/01/24 10:43	02/01/24 19:39	7439-92-1	
Lithium	ND	mg/L	0.030	0.0016	1	02/01/24 10:43	02/01/24 19:39	7439-93-2	
Molybdenum	ND	mg/L	0.010	0.00062	1	02/01/24 10:43	02/01/24 19:39	7439-98-7	
Selenium	ND	mg/L	0.0050	0.00096	1	02/01/24 10:43	02/01/24 19:39	7782-49-2	
Thallium	ND	mg/L	0.0010	0.00038	1	02/01/24 10:43	02/01/24 19:39	7440-28-0	
7470 Mercury	Analytical Method: EPA 7470A Preparation Method: EPA 7470A Pace Analytical Services - Peachtree Corners, GA								
Mercury	ND	mg/L	0.00020	0.00013	1	02/15/24 12:00	02/15/24 15:26	7439-97-6	
2320B Alkalinity	Analytical Method: SM 2320B-2011 Pace Analytical Services - Asheville								
Alkalinity,Bicarbonate (CaCO3)	ND	mg/L	5.0	5.0	1		02/05/24 17:26		
Alkalinity,Carbonate (CaCO3)	ND	mg/L	5.0	5.0	1		02/05/24 17:26		
Alkalinity, Total as CaCO3	ND	mg/L	5.0	5.0	1		02/05/24 17:26		
2540C Total Dissolved Solids	Analytical Method: SM 2540C-2015 Pace Analytical Services - Asheville								
Total Dissolved Solids	ND	mg/L	25.0	25.0	1		02/01/24 11:54		
4500S2D Sulfide Water	Analytical Method: SM 4500-S2D-2011 Pace Analytical Services - Asheville								
Sulfide	ND	mg/L	0.10	0.022	1		02/01/24 06:34	18496-25-8	
300.0 IC Anions 28 Days	Analytical Method: EPA 300.0 Rev 2.1 1993 Pace Analytical Services - Asheville								
Chloride	ND	mg/L	1.0	0.60	1		02/01/24 19:57	16887-00-6	

REPORT OF LABORATORY ANALYSIS

This report shall not be reproduced, except in full,
without the written consent of Pace Analytical Services, LLC.

Pace Analytical Services, LLC
9800 Kincey Ave. Suite 100
Huntersville, NC 28078
(704)875-9092

ANALYTICAL RESULTS

Project: Bowen AP-1
Pace Project No.: 92711015

Sample: BOW-AP1-FB-01 **Lab ID: 92711015005** Collected: 01/30/24 16:00 Received: 01/31/24 13:25 Matrix: Water

Parameters	Results	Units	Report Limit	MDL	DF	Prepared	Analyzed	CAS No.	Qual
300.0 IC Anions 28 Days	Analytical Method: EPA 300.0 Rev 2.1 1993 Pace Analytical Services - Asheville								
Fluoride	ND	mg/L	0.10	0.050	1		02/01/24 19:57	16984-48-8	
Sulfate	ND	mg/L	1.0	0.50	1		02/01/24 19:57	14808-79-8	

REPORT OF LABORATORY ANALYSIS

This report shall not be reproduced, except in full,
without the written consent of Pace Analytical Services, LLC.

Pace Analytical Services, LLC
9800 Kincey Ave. Suite 100
Huntersville, NC 28078
(704)875-9092

ANALYTICAL RESULTS

Project: Bowen AP-1
Pace Project No.: 92711015

Sample: BOW-AP1-EB-01 **Lab ID: 92711015006** Collected: 01/30/24 16:08 Received: 01/31/24 13:25 Matrix: Water

Parameters	Results	Units	Report Limit	MDL	DF	Prepared	Analyzed	CAS No.	Qual
6010D ATL ICP	Analytical Method: EPA 6010D Preparation Method: EPA 3010A Pace Analytical Services - Peachtree Corners, GA								
Iron	ND	mg/L	0.040	0.025	1	02/01/24 15:40	02/06/24 03:53	7439-89-6	
Manganese	ND	mg/L	0.040	0.011	1	02/01/24 15:40	02/06/24 03:53	7439-96-5	
Potassium	ND	mg/L	0.50	0.15	1	02/01/24 15:40	02/06/24 03:53	7440-09-7	
Sodium	ND	mg/L	1.0	0.58	1	02/01/24 15:40	02/06/24 03:53	7440-23-5	
Calcium	ND	mg/L	1.0	0.12	1	02/01/24 15:40	02/06/24 03:53	7440-70-2	
Magnesium	ND	mg/L	0.050	0.012	1	02/01/24 15:40	02/06/24 03:53	7439-95-4	
6020 MET ICPMS	Analytical Method: EPA 6020B Preparation Method: EPA 3005A Pace Analytical Services - Peachtree Corners, GA								
Antimony	ND	mg/L	0.0030	0.00054	1	02/01/24 10:43	02/01/24 19:43	7440-36-0	
Arsenic	ND	mg/L	0.0050	0.00084	1	02/01/24 10:43	02/01/24 19:43	7440-38-2	
Barium	ND	mg/L	0.0050	0.00047	1	02/01/24 10:43	02/01/24 19:43	7440-39-3	
Beryllium	ND	mg/L	0.00050	0.000094	1	02/01/24 10:43	02/01/24 19:43	7440-41-7	
Boron	**0.040J**	mg/L	0.040	0.012	1	02/01/24 10:43	02/01/24 19:43	7440-42-8	
Cadmium	ND	mg/L	0.00050	0.00010	1	02/01/24 10:43	02/01/24 19:43	7440-43-9	
Chromium	ND	mg/L	0.0050	0.0019	1	02/01/24 10:43	02/01/24 19:43	7440-47-3	
Cobalt	ND	mg/L	0.0050	0.00032	1	02/01/24 10:43	02/01/24 19:43	7440-48-4	
Lead	ND	mg/L	0.0010	0.00016	1	02/01/24 10:43	02/01/24 19:43	7439-92-1	
Lithium	ND	mg/L	0.030	0.0016	1	02/01/24 10:43	02/01/24 19:43	7439-93-2	
Molybdenum	ND	mg/L	0.010	0.00062	1	02/01/24 10:43	02/01/24 19:43	7439-98-7	
Selenium	ND	mg/L	0.0050	0.00096	1	02/01/24 10:43	02/01/24 19:43	7782-49-2	
Thallium	ND	mg/L	0.0010	0.00038	1	02/01/24 10:43	02/01/24 19:43	7440-28-0	
7470 Mercury	Analytical Method: EPA 7470A Preparation Method: EPA 7470A Pace Analytical Services - Peachtree Corners, GA								
Mercury	ND	mg/L	0.00020	0.00013	1	02/15/24 12:00	02/15/24 15:29	7439-97-6	
2320B Alkalinity	Analytical Method: SM 2320B-2011 Pace Analytical Services - Asheville								
Alkalinity,Bicarbonate (CaCO3)	ND	mg/L	5.0	5.0	1		02/05/24 17:31		
Alkalinity,Carbonate (CaCO3)	ND	mg/L	5.0	5.0	1		02/05/24 17:31		
Alkalinity, Total as CaCO3	ND	mg/L	5.0	5.0	1		02/05/24 17:31		
2540C Total Dissolved Solids	Analytical Method: SM 2540C-2015 Pace Analytical Services - Asheville								
Total Dissolved Solids	ND	mg/L	25.0	25.0	1		02/01/24 11:54		
4500S2D Sulfide Water	Analytical Method: SM 4500-S2D-2011 Pace Analytical Services - Asheville								
Sulfide	ND	mg/L	0.10	0.022	1		02/01/24 06:35	18496-25-8	
300.0 IC Anions 28 Days	Analytical Method: EPA 300.0 Rev 2.1 1993 Pace Analytical Services - Asheville								
Chloride	ND	mg/L	1.0	0.60	1		02/01/24 20:11	16887-00-6	

REPORT OF LABORATORY ANALYSIS

This report shall not be reproduced, except in full,
without the written consent of Pace Analytical Services, LLC.

Pace Analytical Services, LLC
9800 Kincey Ave. Suite 100
Huntersville, NC 28078
(704)875-9092

ANALYTICAL RESULTS

Project: Bowen AP-1
Pace Project No.: 92711015

Sample: BOW-AP1-EB-01 **Lab ID: 92711015006** Collected: 01/30/24 16:08 Received: 01/31/24 13:25 Matrix: Water

Parameters	Results	Units	Report Limit	MDL	DF	Prepared	Analyzed	CAS No.	Qual
300.0 IC Anions 28 Days	Analytical Method: EPA 300.0 Rev 2.1 1993 Pace Analytical Services - Asheville								
Fluoride	ND	mg/L	0.10	0.050	1		02/01/24 20:11	16984-48-8	
Sulfate	ND	mg/L	1.0	0.50	1		02/01/24 20:11	14808-79-8	

REPORT OF LABORATORY ANALYSIS

This report shall not be reproduced, except in full,
without the written consent of Pace Analytical Services, LLC.

Pace Analytical Services, LLC
9800 Kincey Ave. Suite 100
Huntersville, NC 28078
(704)875-9092

ANALYTICAL RESULTS

Project: Bowen AP-1
Pace Project No.: 92711015

Sample: BOW-BGWA-47D **Lab ID: 92711015007** Collected: 01/31/24 11:36 Received: 02/02/24 10:52 Matrix: Water

Parameters	Results	Units	Report Limit	MDL	DF	Prepared	Analyzed	CAS No.	Qual
6010D ATL ICP	Analytical Method: EPA 6010D Preparation Method: EPA 3010A Pace Analytical Services - Peachtree Corners, GA								
Manganese	ND	mg/L	0.040	0.011	1	02/03/24 10:02	02/08/24 00:59	7439-96-5	
Calcium	**102**	mg/L	1.0	0.12	1	02/03/24 10:02	02/08/24 00:59	7440-70-2	M1
Magnesium	**19.7**	mg/L	0.050	0.012	1	02/03/24 10:02	02/08/24 00:59	7439-95-4	M1
Iron	**0.093**	mg/L	0.040	0.025	1	02/03/24 10:02	02/18/24 20:49	7439-89-6	
Potassium	**1.5**	mg/L	0.50	0.15	1	02/03/24 10:02	02/18/24 20:49	7440-09-7	
Sodium	**5.3**	mg/L	1.0	0.58	1	02/03/24 10:02	02/10/24 18:57	7440-23-5	
6020 MET ICPMS	Analytical Method: EPA 6020B Preparation Method: EPA 3005A Pace Analytical Services - Peachtree Corners, GA								
Antimony	ND	mg/L	0.0030	0.00054	1	02/03/24 08:47	02/07/24 13:47	7440-36-0	
Arsenic	ND	mg/L	0.0050	0.00084	1	02/03/24 08:47	02/07/24 13:47	7440-38-2	
Barium	**0.054**	mg/L	0.0050	0.00047	1	02/03/24 08:47	02/07/24 13:47	7440-39-3	
Beryllium	ND	mg/L	0.00050	0.000094	1	02/03/24 08:47	02/07/24 13:47	7440-41-7	
Boron	**0.023J**	mg/L	0.040	0.012	1	02/03/24 08:47	02/07/24 13:47	7440-42-8	
Cadmium	ND	mg/L	0.00050	0.00010	1	02/03/24 08:47	02/07/24 13:47	7440-43-9	
Chromium	ND	mg/L	0.0050	0.0019	1	02/03/24 08:47	02/07/24 13:47	7440-47-3	
Cobalt	ND	mg/L	0.0050	0.00032	1	02/03/24 08:47	02/07/24 13:47	7440-48-4	
Lead	ND	mg/L	0.0010	0.00016	1	02/03/24 08:47	02/07/24 13:47	7439-92-1	
Lithium	ND	mg/L	0.030	0.0016	1	02/03/24 08:47	02/07/24 13:47	7439-93-2	
Molybdenum	ND	mg/L	0.010	0.00062	1	02/03/24 08:47	02/07/24 13:47	7439-98-7	
Selenium	**0.0015J**	mg/L	0.0050	0.00096	1	02/03/24 08:47	02/07/24 13:47	7782-49-2	
Thallium	ND	mg/L	0.0010	0.00038	1	02/03/24 08:47	02/07/24 13:47	7440-28-0	
7470 Mercury	Analytical Method: EPA 7470A Preparation Method: EPA 7470A Pace Analytical Services - Peachtree Corners, GA								
Mercury	ND	mg/L	0.00020	0.00013	1	02/15/24 12:00	02/15/24 15:32	7439-97-6	
2320B Alkalinity	Analytical Method: SM 2320B-2011 Pace Analytical Services - Asheville								
Alkalinity,Bicarbonate (CaCO3)	**290**	mg/L	5.0	5.0	1		02/06/24 15:46		
Alkalinity,Carbonate (CaCO3)	ND	mg/L	5.0	5.0	1		02/06/24 15:46		
Alkalinity, Total as CaCO3	**290**	mg/L	5.0	5.0	1		02/06/24 15:46		
2540C Total Dissolved Solids	Analytical Method: SM 2540C-2015 Pace Analytical Services - Asheville								
Total Dissolved Solids	**411**	mg/L	25.0	25.0	1		02/04/24 12:55		
4500S2D Sulfide Water	Analytical Method: SM 4500-S2D-2011 Pace Analytical Services - Asheville								
Sulfide	ND	mg/L	0.10	0.022	1		02/03/24 06:25	18496-25-8	
300.0 IC Anions 28 Days	Analytical Method: EPA 300.0 Rev 2.1 1993 Pace Analytical Services - Asheville								
Chloride	**4.7**	mg/L	1.0	0.60	1		02/03/24 15:46	16887-00-6	

REPORT OF LABORATORY ANALYSIS

This report shall not be reproduced, except in full,
without the written consent of Pace Analytical Services, LLC.

Pace Analytical Services, LLC
9800 Kincey Ave. Suite 100
Huntersville, NC 28078
(704)875-9092

ANALYTICAL RESULTS

Project: Bowen AP-1
Pace Project No.: 92711015

Sample: BOW-BGWA-47D **Lab ID: 92711015007** Collected: 01/31/24 11:36 Received: 02/02/24 10:52 Matrix: Water

Parameters	Results	Units	Report Limit	MDL	DF	Prepared	Analyzed	CAS No.	Qual
300.0 IC Anions 28 Days	Analytical Method: EPA 300.0 Rev 2.1 1993 Pace Analytical Services - Asheville								
Fluoride	**0.050J**	mg/L	0.10	0.050	1		02/03/24 15:46	16984-48-8	
Sulfate	**69.1**	mg/L	1.0	0.50	1		02/03/24 15:46	14808-79-8	

REPORT OF LABORATORY ANALYSIS

This report shall not be reproduced, except in full,
without the written consent of Pace Analytical Services, LLC.

Pace Analytical Services, LLC
9800 Kincey Ave. Suite 100
Huntersville, NC 28078
(704)875-9092

ANALYTICAL RESULTS

Project: Bowen AP-1
Pace Project No.: 92711015

Sample: BOW-BGWA-48D **Lab ID: 92711015008** Collected: 01/31/24 14:54 Received: 02/02/24 10:52 Matrix: Water

Parameters	Results	Units	Report Limit	MDL	DF	Prepared	Analyzed	CAS No.	Qual
6010D ATL ICP	Analytical Method: EPA 6010D Preparation Method: EPA 3010A Pace Analytical Services - Peachtree Corners, GA								
Manganese	**0.019J**	mg/L	0.040	0.011	1	02/03/24 10:02	02/08/24 01:33	7439-96-5	
Calcium	**38.7**	mg/L	1.0	0.12	1	02/03/24 10:02	02/08/24 01:33	7440-70-2	
Magnesium	**12.4**	mg/L	0.050	0.012	1	02/03/24 10:02	02/08/24 01:33	7439-95-4	
Sodium	**61.6**	mg/L	5.0	2.9	5	02/03/24 10:02	02/10/24 19:12	7440-23-5	
Iron	**0.69**	mg/L	0.20	0.13	5	02/03/24 10:02	02/18/24 21:03	7439-89-6	
Potassium	**1.2J**	mg/L	2.5	0.76	5	02/03/24 10:02	02/18/24 21:03	7440-09-7	D3
6020 MET ICPMS	Analytical Method: EPA 6020B Preparation Method: EPA 3005A Pace Analytical Services - Peachtree Corners, GA								
Antimony	**0.0010J**	mg/L	0.0030	0.00054	1	02/03/24 08:47	02/07/24 14:01	7440-36-0	
Arsenic	**0.0038J**	mg/L	0.0050	0.00084	1	02/03/24 08:47	02/07/24 14:01	7440-38-2	
Barium	**0.052**	mg/L	0.0050	0.00047	1	02/03/24 08:47	02/07/24 14:01	7440-39-3	
Beryllium	ND	mg/L	0.00050	0.000094	1	02/03/24 08:47	02/07/24 14:01	7440-41-7	
Boron	**0.024J**	mg/L	0.040	0.012	1	02/03/24 08:47	02/07/24 14:01	7440-42-8	
Cadmium	ND	mg/L	0.00050	0.00010	1	02/03/24 08:47	02/07/24 14:01	7440-43-9	
Chromium	ND	mg/L	0.0050	0.0019	1	02/03/24 08:47	02/07/24 14:01	7440-47-3	
Cobalt	ND	mg/L	0.0050	0.00032	1	02/03/24 08:47	02/07/24 14:01	7440-48-4	
Lead	ND	mg/L	0.0010	0.00016	1	02/03/24 08:47	02/07/24 14:01	7439-92-1	
Lithium	ND	mg/L	0.030	0.0016	1	02/03/24 08:47	02/07/24 14:01	7439-93-2	
Molybdenum	**0.0026J**	mg/L	0.010	0.00062	1	02/03/24 08:47	02/07/24 14:01	7439-98-7	
Selenium	ND	mg/L	0.0050	0.00096	1	02/03/24 08:47	02/07/24 14:01	7782-49-2	
Thallium	ND	mg/L	0.0010	0.00038	1	02/03/24 08:47	02/07/24 14:01	7440-28-0	
7470 Mercury	Analytical Method: EPA 7470A Preparation Method: EPA 7470A Pace Analytical Services - Peachtree Corners, GA								
Mercury	ND	mg/L	0.00020	0.00013	1	02/15/24 12:00	02/15/24 15:34	7439-97-6	
2320B Alkalinity	Analytical Method: SM 2320B-2011 Pace Analytical Services - Asheville								
Alkalinity,Bicarbonate (CaCO3)	**232**	mg/L	5.0	5.0	1		02/06/24 15:55		
Alkalinity,Carbonate (CaCO3)	ND	mg/L	5.0	5.0	1		02/06/24 15:55		
Alkalinity, Total as CaCO3	**232**	mg/L	5.0	5.0	1		02/06/24 15:55		
2540C Total Dissolved Solids	Analytical Method: SM 2540C-2015 Pace Analytical Services - Asheville								
Total Dissolved Solids	**324**	mg/L	25.0	25.0	1		02/04/24 12:55		
4500S2D Sulfide Water	Analytical Method: SM 4500-S2D-2011 Pace Analytical Services - Asheville								
Sulfide	**0.16**	mg/L	0.10	0.022	1		02/03/24 06:27	18496-25-8	
300.0 IC Anions 28 Days	Analytical Method: EPA 300.0 Rev 2.1 1993 Pace Analytical Services - Asheville								
Chloride	**7.3**	mg/L	1.0	0.60	1		02/03/24 16:01	16887-00-6	

REPORT OF LABORATORY ANALYSIS

This report shall not be reproduced, except in full,
without the written consent of Pace Analytical Services, LLC.

Pace Analytical Services, LLC
9800 Kincey Ave. Suite 100
Huntersville, NC 28078
(704)875-9092

ANALYTICAL RESULTS

Project: Bowen AP-1
Pace Project No.: 92711015

Sample: BOW-BGWA-48D **Lab ID: 92711015008** Collected: 01/31/24 14:54 Received: 02/02/24 10:52 Matrix: Water

Parameters	Results	Units	Report Limit	MDL	DF	Prepared	Analyzed	CAS No.	Qual
300.0 IC Anions 28 Days	Analytical Method: EPA 300.0 Rev 2.1 1993 Pace Analytical Services - Asheville								
Fluoride	**0.082J**	mg/L	0.10	0.050	1		02/03/24 16:01	16984-48-8	
Sulfate	**54.2**	mg/L	1.0	0.50	1		02/03/24 16:01	14808-79-8	

REPORT OF LABORATORY ANALYSIS

This report shall not be reproduced, except in full,
without the written consent of Pace Analytical Services, LLC.

Pace Analytical Services, LLC
9800 Kincey Ave. Suite 100
Huntersville, NC 28078
(704)875-9092

ANALYTICAL RESULTS

Project: Bowen AP-1
Pace Project No.: 92711015

Sample: BOW-BGWC-8 **Lab ID: 92711015009** Collected: 02/01/24 11:29 Received: 02/02/24 10:52 Matrix: Water

Parameters	Results	Units	Report Limit	MDL	DF	Prepared	Analyzed	CAS No.	Qual
6010D ATL ICP	Analytical Method: EPA 6010D Preparation Method: EPA 3010A Pace Analytical Services - Peachtree Corners, GA								
Manganese	ND	mg/L	0.040	0.011	1	02/03/24 10:02	02/08/24 01:53	7439-96-5	
Calcium	**39.9**	mg/L	1.0	0.12	1	02/03/24 10:02	02/08/24 01:53	7440-70-2	
Sodium	**4.9**	mg/L	1.0	0.58	1	02/03/24 10:02	02/10/24 19:16	7440-23-5	
Magnesium	**14.4**	mg/L	0.050	0.012	1	02/03/24 10:02	02/10/24 19:16	7439-95-4	
Iron	**0.070**	mg/L	0.040	0.025	1	02/03/24 10:02	02/18/24 21:08	7439-89-6	
Potassium	**2.6**	mg/L	0.50	0.15	1	02/03/24 10:02	02/18/24 21:08	7440-09-7	
6020 MET ICPMS	Analytical Method: EPA 6020B Preparation Method: EPA 3005A Pace Analytical Services - Peachtree Corners, GA								
Antimony	ND	mg/L	0.0030	0.00054	1	02/03/24 08:47	02/07/24 14:05	7440-36-0	
Arsenic	ND	mg/L	0.0050	0.00084	1	02/03/24 08:47	02/07/24 14:05	7440-38-2	
Barium	**0.027**	mg/L	0.0050	0.00047	1	02/03/24 08:47	02/07/24 14:05	7440-39-3	
Beryllium	ND	mg/L	0.00050	0.000094	1	02/03/24 08:47	02/07/24 14:05	7440-41-7	
Boron	**0.040J**	mg/L	0.040	0.012	1	02/03/24 08:47	02/07/24 14:05	7440-42-8	
Cadmium	ND	mg/L	0.00050	0.00010	1	02/03/24 08:47	02/07/24 14:05	7440-43-9	
Chromium	ND	mg/L	0.0050	0.0019	1	02/03/24 08:47	02/07/24 14:05	7440-47-3	
Cobalt	ND	mg/L	0.0050	0.00032	1	02/03/24 08:47	02/07/24 14:05	7440-48-4	
Lead	ND	mg/L	0.0010	0.00016	1	02/03/24 08:47	02/07/24 14:05	7439-92-1	
Lithium	ND	mg/L	0.030	0.0016	1	02/03/24 08:47	02/07/24 14:05	7439-93-2	
Molybdenum	ND	mg/L	0.010	0.00062	1	02/03/24 08:47	02/07/24 14:05	7439-98-7	
Selenium	ND	mg/L	0.0050	0.00096	1	02/03/24 08:47	02/07/24 14:05	7782-49-2	
Thallium	ND	mg/L	0.0010	0.00038	1	02/03/24 08:47	02/07/24 14:05	7440-28-0	
7470 Mercury	Analytical Method: EPA 7470A Preparation Method: EPA 7470A Pace Analytical Services - Peachtree Corners, GA								
Mercury	ND	mg/L	0.00020	0.00013	1	02/15/24 12:00	02/15/24 15:37	7439-97-6	
2320B Alkalinity	Analytical Method: SM 2320B-2011 Pace Analytical Services - Asheville								
Alkalinity,Bicarbonate (CaCO3)	**153**	mg/L	5.0	5.0	1		02/06/24 13:46		
Alkalinity,Carbonate (CaCO3)	ND	mg/L	5.0	5.0	1		02/06/24 13:46		
Alkalinity, Total as CaCO3	**153**	mg/L	5.0	5.0	1		02/06/24 13:46		
2540C Total Dissolved Solids	Analytical Method: SM 2540C-2015 Pace Analytical Services - Asheville								
Total Dissolved Solids	**202**	mg/L	25.0	25.0	1		02/04/24 12:57		
4500S2D Sulfide Water	Analytical Method: SM 4500-S2D-2011 Pace Analytical Services - Asheville								
Sulfide	ND	mg/L	0.10	0.022	1		02/08/24 06:06	18496-25-8	
300.0 IC Anions 28 Days	Analytical Method: EPA 300.0 Rev 2.1 1993 Pace Analytical Services - Asheville								
Chloride	**1.5**	mg/L	1.0	0.60	1		02/03/24 16:16	16887-00-6	

REPORT OF LABORATORY ANALYSIS

This report shall not be reproduced, except in full,
without the written consent of Pace Analytical Services, LLC.

Pace Analytical Services, LLC
9800 Kincey Ave. Suite 100
Huntersville, NC 28078
(704)875-9092

ANALYTICAL RESULTS

Project: Bowen AP-1
Pace Project No.: 92711015

Sample: BOW-BGWC-8 **Lab ID: 92711015009** Collected: 02/01/24 11:29 Received: 02/02/24 10:52 Matrix: Water

Parameters	Results	Units	Report Limit	MDL	DF	Prepared	Analyzed	CAS No.	Qual
300.0 IC Anions 28 Days	Analytical Method: EPA 300.0 Rev 2.1 1993 Pace Analytical Services - Asheville								
Fluoride	**0.051J**	mg/L	0.10	0.050	1		02/03/24 16:16	16984-48-8	
Sulfate	**21.4**	mg/L	1.0	0.50	1		02/03/24 16:16	14808-79-8	

REPORT OF LABORATORY ANALYSIS

This report shall not be reproduced, except in full,
without the written consent of Pace Analytical Services, LLC.

Pace Analytical Services, LLC
9800 Kincey Ave. Suite 100
Huntersville, NC 28078
(704)875-9092

ANALYTICAL RESULTS

Project: Bowen AP-1
Pace Project No.: 92711015

Sample: BOW-BGWC-9 **Lab ID: 92711015010** Collected: 02/01/24 11:22 Received: 02/02/24 10:52 Matrix: Water

Parameters	Results	Units	Report Limit	MDL	DF	Prepared	Analyzed	CAS No.	Qual
6010D ATL ICP	Analytical Method: EPA 6010D Preparation Method: EPA 3010A Pace Analytical Services - Peachtree Corners, GA								
Iron	**0.24**	mg/L	0.20	0.13	5	02/03/24 10:02	02/18/24 21:13	7439-89-6	
Potassium	**2.5**	mg/L	2.5	0.76	5	02/03/24 10:02	02/18/24 21:13	7440-09-7	
Manganese	**0.028J**	mg/L	0.040	0.011	1	02/03/24 10:02	02/08/24 02:02	7439-96-5	
Calcium	**60.1**	mg/L	1.0	0.12	1	02/03/24 10:02	02/08/24 02:02	7440-70-2	
Sodium	**12.0**	mg/L	5.0	2.9	5	02/03/24 10:02	02/10/24 19:31	7440-23-5	
Magnesium	**24.5**	mg/L	0.25	0.059	5	02/03/24 10:02	02/10/24 19:31	7439-95-4	
6020 MET ICPMS	Analytical Method: EPA 6020B Preparation Method: EPA 3005A Pace Analytical Services - Peachtree Corners, GA								
Antimony	ND	mg/L	0.0030	0.00054	1	02/03/24 08:47	02/07/24 14:09	7440-36-0	
Arsenic	**0.0012J**	mg/L	0.0050	0.00084	1	02/03/24 08:47	02/07/24 14:09	7440-38-2	
Barium	**0.027**	mg/L	0.0050	0.00047	1	02/03/24 08:47	02/07/24 14:09	7440-39-3	
Beryllium	ND	mg/L	0.00050	0.000094	1	02/03/24 08:47	02/07/24 14:09	7440-41-7	
Boron	**0.48**	mg/L	0.040	0.012	1	02/03/24 08:47	02/07/24 14:09	7440-42-8	
Cadmium	ND	mg/L	0.00050	0.00010	1	02/03/24 08:47	02/07/24 14:09	7440-43-9	
Chromium	ND	mg/L	0.0050	0.0019	1	02/03/24 08:47	02/07/24 14:09	7440-47-3	
Cobalt	ND	mg/L	0.0050	0.00032	1	02/03/24 08:47	02/07/24 14:09	7440-48-4	
Lead	ND	mg/L	0.0010	0.00016	1	02/03/24 08:47	02/07/24 14:09	7439-92-1	
Lithium	**0.0020J**	mg/L	0.030	0.0016	1	02/03/24 08:47	02/07/24 14:09	7439-93-2	
Molybdenum	**0.0016J**	mg/L	0.010	0.00062	1	02/03/24 08:47	02/07/24 14:09	7439-98-7	
Selenium	**0.0011J**	mg/L	0.0050	0.00096	1	02/03/24 08:47	02/07/24 14:09	7782-49-2	
Thallium	ND	mg/L	0.0010	0.00038	1	02/03/24 08:47	02/07/24 14:09	7440-28-0	
7470 Mercury	Analytical Method: EPA 7470A Preparation Method: EPA 7470A Pace Analytical Services - Peachtree Corners, GA								
Mercury	ND	mg/L	0.00020	0.00013	1	02/15/24 12:00	02/15/24 15:45	7439-97-6	
2320B Alkalinity	Analytical Method: SM 2320B-2011 Pace Analytical Services - Asheville								
Alkalinity,Bicarbonate (CaCO3)	**205**	mg/L	5.0	5.0	1		02/06/24 13:57		
Alkalinity,Carbonate (CaCO3)	ND	mg/L	5.0	5.0	1		02/06/24 13:57		
Alkalinity, Total as CaCO3	**205**	mg/L	5.0	5.0	1		02/06/24 13:57		
2540C Total Dissolved Solids	Analytical Method: SM 2540C-2015 Pace Analytical Services - Asheville								
Total Dissolved Solids	**339**	mg/L	25.0	25.0	1		02/04/24 12:57		
4500S2D Sulfide Water	Analytical Method: SM 4500-S2D-2011 Pace Analytical Services - Asheville								
Sulfide	ND	mg/L	0.10	0.022	1		02/08/24 06:07	18496-25-8	
300.0 IC Anions 28 Days	Analytical Method: EPA 300.0 Rev 2.1 1993 Pace Analytical Services - Asheville								
Chloride	**9.3**	mg/L	1.0	0.60	1		02/03/24 16:31	16887-00-6	

REPORT OF LABORATORY ANALYSIS

This report shall not be reproduced, except in full,
without the written consent of Pace Analytical Services, LLC.

Pace Analytical Services, LLC
9800 Kincey Ave. Suite 100
Huntersville, NC 28078
(704)875-9092

ANALYTICAL RESULTS

Project: Bowen AP-1
Pace Project No.: 92711015

Sample: BOW-BGWC-9 **Lab ID: 92711015010** Collected: 02/01/24 11:22 Received: 02/02/24 10:52 Matrix: Water

Parameters	Results	Units	Report Limit	MDL	DF	Prepared	Analyzed	CAS No.	Qual
300.0 IC Anions 28 Days	Analytical Method: EPA 300.0 Rev 2.1 1993 Pace Analytical Services - Asheville								
Fluoride	**0.074J**	mg/L	0.10	0.050	1		02/03/24 16:31	16984-48-8	
Sulfate	**78.0**	mg/L	1.0	0.50	1		02/03/24 16:31	14808-79-8	

REPORT OF LABORATORY ANALYSIS

This report shall not be reproduced, except in full,
without the written consent of Pace Analytical Services, LLC.

Pace Analytical Services, LLC
9800 Kincey Ave. Suite 100
Huntersville, NC 28078
(704)875-9092

ANALYTICAL RESULTS

Project: Bowen AP-1
Pace Project No.: 92711015

Sample: BOW-BGWC-10 **Lab ID: 92711015011** Collected: 02/01/24 14:59 Received: 02/02/24 10:52 Matrix: Water

Parameters	Results	Units	Report Limit	MDL	DF	Prepared	Analyzed	CAS No.	Qual
6010D ATL ICP	Analytical Method: EPA 6010D Preparation Method: EPA 3010A Pace Analytical Services - Peachtree Corners, GA								
Iron	**0.21**	mg/L	0.040	0.025	1	02/03/24 10:02	02/18/24 21:18	7439-89-6	
Potassium	**2.1**	mg/L	0.50	0.15	1	02/03/24 10:02	02/18/24 21:18	7440-09-7	
Manganese	**0.016J**	mg/L	0.040	0.011	1	02/03/24 10:02	02/08/24 02:12	7439-96-5	
Calcium	**62.8**	mg/L	1.0	0.12	1	02/03/24 10:02	02/08/24 02:12	7440-70-2	
Sodium	**19.9**	mg/L	1.0	0.58	1	02/03/24 10:02	02/10/24 19:36	7440-23-5	
Magnesium	**29.5**	mg/L	0.050	0.012	1	02/03/24 10:02	02/10/24 19:36	7439-95-4	
6020 MET ICPMS	Analytical Method: EPA 6020B Preparation Method: EPA 3005A Pace Analytical Services - Peachtree Corners, GA								
Antimony	ND	mg/L	0.0030	0.00054	1	02/03/24 08:47	02/07/24 14:13	7440-36-0	
Arsenic	**0.0060**	mg/L	0.0050	0.00084	1	02/03/24 08:47	02/07/24 14:13	7440-38-2	
Barium	**0.038**	mg/L	0.0050	0.00047	1	02/03/24 08:47	02/07/24 14:13	7440-39-3	
Beryllium	ND	mg/L	0.00050	0.000094	1	02/03/24 08:47	02/07/24 14:13	7440-41-7	
Boron	**0.51**	mg/L	0.040	0.012	1	02/03/24 08:47	02/07/24 14:13	7440-42-8	
Cadmium	ND	mg/L	0.00050	0.00010	1	02/03/24 08:47	02/07/24 14:13	7440-43-9	
Chromium	ND	mg/L	0.0050	0.0019	1	02/03/24 08:47	02/07/24 14:13	7440-47-3	
Cobalt	**0.00040J**	mg/L	0.0050	0.00032	1	02/03/24 08:47	02/07/24 14:13	7440-48-4	
Lead	ND	mg/L	0.0010	0.00016	1	02/03/24 08:47	02/07/24 14:13	7439-92-1	
Lithium	ND	mg/L	0.030	0.0016	1	02/03/24 08:47	02/07/24 14:13	7439-93-2	
Molybdenum	**0.0020J**	mg/L	0.010	0.00062	1	02/03/24 08:47	02/07/24 14:13	7439-98-7	
Selenium	ND	mg/L	0.0050	0.00096	1	02/03/24 08:47	02/07/24 14:13	7782-49-2	
Thallium	ND	mg/L	0.0010	0.00038	1	02/03/24 08:47	02/07/24 14:13	7440-28-0	
7470 Mercury	Analytical Method: EPA 7470A Preparation Method: EPA 7470A Pace Analytical Services - Peachtree Corners, GA								
Mercury	ND	mg/L	0.00020	0.00013	1	02/15/24 12:00	02/15/24 15:48	7439-97-6	
2320B Alkalinity	Analytical Method: SM 2320B-2011 Pace Analytical Services - Asheville								
Alkalinity,Bicarbonate (CaCO3)	**180**	mg/L	5.0	5.0	1		02/06/24 14:10		
Alkalinity,Carbonate (CaCO3)	ND	mg/L	5.0	5.0	1		02/06/24 14:10		
Alkalinity, Total as CaCO3	**180**	mg/L	5.0	5.0	1		02/06/24 14:10		
2540C Total Dissolved Solids	Analytical Method: SM 2540C-2015 Pace Analytical Services - Asheville								
Total Dissolved Solids	**391**	mg/L	25.0	25.0	1		02/04/24 12:57		
4500S2D Sulfide Water	Analytical Method: SM 4500-S2D-2011 Pace Analytical Services - Asheville								
Sulfide	ND	mg/L	0.10	0.022	1		02/08/24 06:08	18496-25-8	
300.0 IC Anions 28 Days	Analytical Method: EPA 300.0 Rev 2.1 1993 Pace Analytical Services - Asheville								
Chloride	**30.1**	mg/L	1.0	0.60	1		02/03/24 16:46	16887-00-6	

REPORT OF LABORATORY ANALYSIS

This report shall not be reproduced, except in full,
without the written consent of Pace Analytical Services, LLC.

Pace Analytical Services, LLC
9800 Kincey Ave. Suite 100
Huntersville, NC 28078
(704)875-9092

ANALYTICAL RESULTS

Project: Bowen AP-1
Pace Project No.: 92711015

Sample: BOW-BGWC-10 **Lab ID: 92711015011** Collected: 02/01/24 14:59 Received: 02/02/24 10:52 Matrix: Water

Parameters	Results	Units	Report Limit	MDL	DF	Prepared	Analyzed	CAS No.	Qual
300.0 IC Anions 28 Days	Analytical Method: EPA 300.0 Rev 2.1 1993 Pace Analytical Services - Asheville								
Fluoride	**0.051J**	mg/L	0.10	0.050	1		02/03/24 16:46	16984-48-8	
Sulfate	**96.9**	mg/L	2.0	1.0	2		02/04/24 07:05	14808-79-8	

REPORT OF LABORATORY ANALYSIS

This report shall not be reproduced, except in full,
without the written consent of Pace Analytical Services, LLC.

Pace Analytical Services, LLC
9800 Kincey Ave. Suite 100
Huntersville, NC 28078
(704)875-9092

ANALYTICAL RESULTS

Project: Bowen AP-1
Pace Project No.: 92711015

Sample: BOW-BGWC-12 **Lab ID: 92711015012** Collected: 02/01/24 14:00 Received: 02/02/24 10:52 Matrix: Water

Parameters	Results	Units	Report Limit	MDL	DF	Prepared	Analyzed	CAS No.	Qual
6010D ATL ICP	Analytical Method: EPA 6010D Preparation Method: EPA 3010A Pace Analytical Services - Peachtree Corners, GA								
Sodium	**49.0**	mg/L	1.0	0.58	1	02/03/24 10:02	02/10/24 19:40	7440-23-5	
Magnesium	**70.0**	mg/L	0.050	0.012	1	02/03/24 10:02	02/10/24 19:40	7439-95-4	
Iron	**0.030J**	mg/L	0.040	0.025	1	02/03/24 10:02	02/18/24 21:22	7439-89-6	
Potassium	**3.7**	mg/L	0.50	0.15	1	02/03/24 10:02	02/18/24 21:22	7440-09-7	
Manganese	ND	mg/L	0.040	0.011	1	02/03/24 10:02	02/08/24 02:22	7439-96-5	
Calcium	**194**	mg/L	1.0	0.12	1	02/03/24 10:02	02/08/24 02:22	7440-70-2	
6020 MET ICPMS	Analytical Method: EPA 6020B Preparation Method: EPA 3005A Pace Analytical Services - Peachtree Corners, GA								
Antimony	ND	mg/L	0.0030	0.00054	1	02/03/24 08:47	02/07/24 14:53	7440-36-0	
Arsenic	ND	mg/L	0.0050	0.00084	1	02/03/24 08:47	02/07/24 14:53	7440-38-2	
Barium	**0.055**	mg/L	0.0050	0.00047	1	02/03/24 08:47	02/07/24 14:53	7440-39-3	
Beryllium	ND	mg/L	0.00050	0.000094	1	02/03/24 08:47	02/07/24 14:53	7440-41-7	
Boron	**1.6**	mg/L	0.040	0.012	1	02/03/24 08:47	02/07/24 14:53	7440-42-8	
Cadmium	ND	mg/L	0.00050	0.00010	1	02/03/24 08:47	02/07/24 14:53	7440-43-9	
Chromium	ND	mg/L	0.0050	0.0019	1	02/03/24 08:47	02/07/24 14:53	7440-47-3	
Cobalt	**0.00036J**	mg/L	0.0050	0.00032	1	02/03/24 08:47	02/07/24 14:53	7440-48-4	
Lead	ND	mg/L	0.0010	0.00016	1	02/03/24 08:47	02/07/24 14:53	7439-92-1	
Lithium	ND	mg/L	0.030	0.0016	1	02/03/24 08:47	02/07/24 14:53	7439-93-2	
Molybdenum	ND	mg/L	0.010	0.00062	1	02/03/24 08:47	02/07/24 14:53	7439-98-7	
Selenium	ND	mg/L	0.0050	0.00096	1	02/03/24 08:47	02/07/24 14:53	7782-49-2	
Thallium	ND	mg/L	0.0010	0.00038	1	02/03/24 08:47	02/07/24 14:53	7440-28-0	
7470 Mercury	Analytical Method: EPA 7470A Preparation Method: EPA 7470A Pace Analytical Services - Peachtree Corners, GA								
Mercury	ND	mg/L	0.00020	0.00013	1	02/15/24 12:00	02/15/24 15:50	7439-97-6	
2320B Alkalinity	Analytical Method: SM 2320B-2011 Pace Analytical Services - Asheville								
Alkalinity,Bicarbonate (CaCO3)	**313**	mg/L	5.0	5.0	1		02/06/24 20:29		
Alkalinity,Carbonate (CaCO3)	ND	mg/L	5.0	5.0	1		02/06/24 20:29		
Alkalinity, Total as CaCO3	**313**	mg/L	5.0	5.0	1		02/06/24 20:29		
2540C Total Dissolved Solids	Analytical Method: SM 2540C-2015 Pace Analytical Services - Asheville								
Total Dissolved Solids	**1150**	mg/L	50.0	50.0	1		02/04/24 12:57		
4500S2D Sulfide Water	Analytical Method: SM 4500-S2D-2011 Pace Analytical Services - Asheville								
Sulfide	ND	mg/L	0.10	0.022	1		02/08/24 06:08	18496-25-8	
300.0 IC Anions 28 Days	Analytical Method: EPA 300.0 Rev 2.1 1993 Pace Analytical Services - Asheville								
Chloride	**14.2**	mg/L	1.0	0.60	1		02/03/24 17:00	16887-00-6	

REPORT OF LABORATORY ANALYSIS

This report shall not be reproduced, except in full,
without the written consent of Pace Analytical Services, LLC.

Pace Analytical Services, LLC
9800 Kincey Ave. Suite 100
Huntersville, NC 28078
(704)875-9092

ANALYTICAL RESULTS

Project: Bowen AP-1
Pace Project No.: 92711015

Sample: BOW-BGWC-12 **Lab ID: 92711015012** Collected: 02/01/24 14:00 Received: 02/02/24 10:52 Matrix: Water

Parameters	Results	Units	Report Limit	MDL	DF	Prepared	Analyzed	CAS No.	Qual
300.0 IC Anions 28 Days	Analytical Method: EPA 300.0 Rev 2.1 1993 Pace Analytical Services - Asheville								
Fluoride	**0.071J**	mg/L	0.10	0.050	1		02/03/24 17:00	16984-48-8	
Sulfate	**495**	mg/L	10.0	5.0	10		02/04/24 07:20	14808-79-8	

REPORT OF LABORATORY ANALYSIS

This report shall not be reproduced, except in full,
without the written consent of Pace Analytical Services, LLC.

Pace Analytical Services, LLC
9800 Kincey Ave. Suite 100
Huntersville, NC 28078
(704)875-9092

ANALYTICAL RESULTS

Project: Bowen AP-1
Pace Project No.: 92711015

Sample: BOW-BGWC-14A **Lab ID: 92711015013** Collected: 02/01/24 14:08 Received: 02/02/24 10:52 Matrix: Water

Parameters	Results	Units	Report Limit	MDL	DF	Prepared	Analyzed	CAS No.	Qual
6010D ATL ICP	Analytical Method: EPA 6010D Preparation Method: EPA 3010A Pace Analytical Services - Peachtree Corners, GA								
Manganese	**1.2**	mg/L	0.040	0.011	1	02/03/24 10:02	02/08/24 02:31	7439-96-5	
Calcium	**177**	mg/L	1.0	0.12	1	02/03/24 10:02	02/08/24 02:31	7440-70-2	
Iron	**0.036J**	mg/L	0.040	0.025	1	02/03/24 10:02	02/18/24 21:37	7439-89-6	
Potassium	**6.0**	mg/L	0.50	0.15	1	02/03/24 10:02	02/18/24 21:37	7440-09-7	
Sodium	**33.1**	mg/L	1.0	0.58	1	02/03/24 10:02	02/10/24 19:45	7440-23-5	
Magnesium	**51.0**	mg/L	0.050	0.012	1	02/03/24 10:02	02/10/24 19:45	7439-95-4	
6020 MET ICPMS	Analytical Method: EPA 6020B Preparation Method: EPA 3005A Pace Analytical Services - Peachtree Corners, GA								
Antimony	ND	mg/L	0.0030	0.00054	1	02/03/24 08:47	02/07/24 14:56	7440-36-0	
Arsenic	ND	mg/L	0.0050	0.00084	1	02/03/24 08:47	02/07/24 14:56	7440-38-2	
Barium	**0.034**	mg/L	0.0050	0.00047	1	02/03/24 08:47	02/07/24 14:56	7440-39-3	
Beryllium	ND	mg/L	0.00050	0.000094	1	02/03/24 08:47	02/07/24 14:56	7440-41-7	
Boron	**1.7**	mg/L	0.040	0.012	1	02/03/24 08:47	02/07/24 14:56	7440-42-8	
Cadmium	**0.00050**	mg/L	0.00050	0.00010	1	02/03/24 08:47	02/07/24 14:56	7440-43-9	
Chromium	ND	mg/L	0.0050	0.0019	1	02/03/24 08:47	02/07/24 14:56	7440-47-3	
Cobalt	**0.0014J**	mg/L	0.0050	0.00032	1	02/03/24 08:47	02/07/24 14:56	7440-48-4	
Lead	ND	mg/L	0.0010	0.00016	1	02/03/24 08:47	02/07/24 14:56	7439-92-1	
Lithium	**0.0019J**	mg/L	0.030	0.0016	1	02/03/24 08:47	02/07/24 14:56	7439-93-2	
Molybdenum	**0.0018J**	mg/L	0.010	0.00062	1	02/03/24 08:47	02/07/24 14:56	7439-98-7	
Selenium	ND	mg/L	0.0050	0.00096	1	02/03/24 08:47	02/07/24 14:56	7782-49-2	
Thallium	**0.00060J**	mg/L	0.0010	0.00038	1	02/03/24 08:47	02/07/24 14:56	7440-28-0	
7470 Mercury	Analytical Method: EPA 7470A Preparation Method: EPA 7470A Pace Analytical Services - Peachtree Corners, GA								
Mercury	**0.00015J**	mg/L	0.00020	0.00013	1	02/15/24 12:00	02/15/24 15:53	7439-97-6	
2320B Alkalinity	Analytical Method: SM 2320B-2011 Pace Analytical Services - Asheville								
Alkalinity,Bicarbonate (CaCO3)	**205**	mg/L	5.0	5.0	1		02/06/24 14:29		
Alkalinity,Carbonate (CaCO3)	ND	mg/L	5.0	5.0	1		02/06/24 14:29		
Alkalinity, Total as CaCO3	**205**	mg/L	5.0	5.0	1		02/06/24 14:29		
2540C Total Dissolved Solids	Analytical Method: SM 2540C-2015 Pace Analytical Services - Asheville								
Total Dissolved Solids	**1040**	mg/L	50.0	50.0	1		02/04/24 12:57		
4500S2D Sulfide Water	Analytical Method: SM 4500-S2D-2011 Pace Analytical Services - Asheville								
Sulfide	ND	mg/L	0.10	0.022	1		02/08/24 06:09	18496-25-8	
300.0 IC Anions 28 Days	Analytical Method: EPA 300.0 Rev 2.1 1993 Pace Analytical Services - Asheville								
Chloride	**17.3**	mg/L	1.0	0.60	1		02/03/24 17:15	16887-00-6	

REPORT OF LABORATORY ANALYSIS

This report shall not be reproduced, except in full,
without the written consent of Pace Analytical Services, LLC.

Pace Analytical Services, LLC
9800 Kincey Ave. Suite 100
Huntersville, NC 28078
(704)875-9092

ANALYTICAL RESULTS

Project: Bowen AP-1
Pace Project No.: 92711015

Sample: BOW-BGWC-14A **Lab ID: 92711015013** Collected: 02/01/24 14:08 Received: 02/02/24 10:52 Matrix: Water

Parameters	Results	Units	Report Limit	MDL	DF	Prepared	Analyzed	CAS No.	Qual
300.0 IC Anions 28 Days	Analytical Method: EPA 300.0 Rev 2.1 1993 Pace Analytical Services - Asheville								
Fluoride	**0.066J**	mg/L	0.10	0.050	1		02/03/24 17:15	16984-48-8	
Sulfate	**483**	mg/L	10.0	5.0	10		02/04/24 07:34	14808-79-8	

REPORT OF LABORATORY ANALYSIS

This report shall not be reproduced, except in full,
without the written consent of Pace Analytical Services, LLC.

Pace Analytical Services, LLC
9800 Kincey Ave. Suite 100
Huntersville, NC 28078
(704)875-9092

ANALYTICAL RESULTS

Project: Bowen AP-1
Pace Project No.: 92711015

Sample: BOW-BGWC-16 **Lab ID: 92711015014** Collected: 02/01/24 15:34 Received: 02/02/24 10:52 Matrix: Water

Parameters	Results	Units	Report Limit	MDL	DF	Prepared	Analyzed	CAS No.	Qual
6010D ATL ICP	Analytical Method: EPA 6010D Preparation Method: EPA 3010A Pace Analytical Services - Peachtree Corners, GA								
Iron	**0.21**	mg/L	0.040	0.025	1	02/03/24 10:02	02/18/24 21:42	7439-89-6	
Potassium	**6.0**	mg/L	0.50	0.15	1	02/03/24 10:02	02/18/24 21:42	7440-09-7	
Sodium	**52.8**	mg/L	1.0	0.58	1	02/03/24 10:02	02/10/24 19:50	7440-23-5	
Magnesium	**36.4**	mg/L	0.050	0.012	1	02/03/24 10:02	02/10/24 19:50	7439-95-4	
Manganese	**4.7**	mg/L	0.040	0.011	1	02/03/24 10:02	02/08/24 02:51	7439-96-5	
Calcium	**203**	mg/L	1.0	0.12	1	02/03/24 10:02	02/08/24 02:51	7440-70-2	
6020 MET ICPMS	Analytical Method: EPA 6020B Preparation Method: EPA 3005A Pace Analytical Services - Peachtree Corners, GA								
Antimony	ND	mg/L	0.0030	0.00054	1	02/03/24 08:47	02/07/24 15:00	7440-36-0	
Arsenic	**0.0011J**	mg/L	0.0050	0.00084	1	02/03/24 08:47	02/07/24 15:00	7440-38-2	
Barium	**0.032**	mg/L	0.0050	0.00047	1	02/03/24 08:47	02/07/24 15:00	7440-39-3	
Beryllium	**0.00022J**	mg/L	0.00050	0.000094	1	02/03/24 08:47	02/07/24 15:00	7440-41-7	
Boron	**2.2**	mg/L	0.040	0.012	1	02/03/24 08:47	02/07/24 15:00	7440-42-8	
Cadmium	**0.0024**	mg/L	0.00050	0.00010	1	02/03/24 08:47	02/07/24 15:00	7440-43-9	
Chromium	ND	mg/L	0.0050	0.0019	1	02/03/24 08:47	02/07/24 15:00	7440-47-3	
Cobalt	**0.011**	mg/L	0.0050	0.00032	1	02/03/24 08:47	02/07/24 15:00	7440-48-4	
Lead	**0.00055J**	mg/L	0.0010	0.00016	1	02/03/24 08:47	02/07/24 15:00	7439-92-1	
Lithium	ND	mg/L	0.030	0.0016	1	02/03/24 08:47	02/07/24 15:00	7439-93-2	
Molybdenum	ND	mg/L	0.010	0.00062	1	02/03/24 08:47	02/07/24 15:00	7439-98-7	
Selenium	**0.0034J**	mg/L	0.0050	0.00096	1	02/03/24 08:47	02/07/24 15:00	7782-49-2	
Thallium	ND	mg/L	0.0010	0.00038	1	02/03/24 08:47	02/07/24 15:00	7440-28-0	
7470 Mercury	Analytical Method: EPA 7470A Preparation Method: EPA 7470A Pace Analytical Services - Peachtree Corners, GA								
Mercury	ND	mg/L	0.00020	0.00013	1	02/15/24 12:00	02/15/24 15:55	7439-97-6	
2320B Alkalinity	Analytical Method: SM 2320B-2011 Pace Analytical Services - Asheville								
Alkalinity,Bicarbonate (CaCO3)	**137**	mg/L	5.0	5.0	1		02/06/24 14:53		
Alkalinity,Carbonate (CaCO3)	ND	mg/L	5.0	5.0	1		02/06/24 14:53		
Alkalinity, Total as CaCO3	**137**	mg/L	5.0	5.0	1		02/06/24 14:53		
2540C Total Dissolved Solids	Analytical Method: SM 2540C-2015 Pace Analytical Services - Asheville								
Total Dissolved Solids	**1090**	mg/L	50.0	50.0	1		02/04/24 12:57		
4500S2D Sulfide Water	Analytical Method: SM 4500-S2D-2011 Pace Analytical Services - Asheville								
Sulfide	ND	mg/L	0.10	0.022	1		02/08/24 06:09	18496-25-8	
300.0 IC Anions 28 Days	Analytical Method: EPA 300.0 Rev 2.1 1993 Pace Analytical Services - Asheville								
Chloride	**18.5**	mg/L	1.0	0.60	1		02/03/24 17:30	16887-00-6	

REPORT OF LABORATORY ANALYSIS

This report shall not be reproduced, except in full,
without the written consent of Pace Analytical Services, LLC.

Pace Analytical Services, LLC
9800 Kincey Ave. Suite 100
Huntersville, NC 28078
(704)875-9092

ANALYTICAL RESULTS

Project: Bowen AP-1
Pace Project No.: 92711015

Sample: BOW-BGWC-16 **Lab ID: 92711015014** Collected: 02/01/24 15:34 Received: 02/02/24 10:52 Matrix: Water

Parameters	Results	Units	Report Limit	MDL	DF	Prepared	Analyzed	CAS No.	Qual
300.0 IC Anions 28 Days	Analytical Method: EPA 300.0 Rev 2.1 1993 Pace Analytical Services - Asheville								
Fluoride	**0.072J**	mg/L	0.10	0.050	1		02/03/24 17:30	16984-48-8	
Sulfate	**551**	mg/L	12.0	6.0	12		02/04/24 07:49	14808-79-8	M1

REPORT OF LABORATORY ANALYSIS

This report shall not be reproduced, except in full,
without the written consent of Pace Analytical Services, LLC.

Pace Analytical Services, LLC
9800 Kincey Ave. Suite 100
Huntersville, NC 28078
(704)875-9092

ANALYTICAL RESULTS

Project: Bowen AP-1
Pace Project No.: 92711015

Sample: BOW-BGWC-17 **Lab ID: 92711015015** Collected: 02/01/24 16:09 Received: 02/02/24 10:52 Matrix: Water

Parameters	Results	Units	Report Limit	MDL	DF	Prepared	Analyzed	CAS No.	Qual
6010D ATL ICP	Analytical Method: EPA 6010D Preparation Method: EPA 3010A Pace Analytical Services - Peachtree Corners, GA								
Sodium	**12.9**	mg/L	1.0	0.58	1	02/03/24 10:02	02/10/24 19:55	7440-23-5	
Magnesium	**30.5**	mg/L	0.050	0.012	1	02/03/24 10:02	02/10/24 19:55	7439-95-4	
Manganese	**0.29**	mg/L	0.040	0.011	1	02/03/24 10:02	02/08/24 03:01	7439-96-5	
Calcium	**79.9**	mg/L	1.0	0.12	1	02/03/24 10:02	02/08/24 03:01	7440-70-2	
Iron	**0.034J**	mg/L	0.040	0.025	1	02/03/24 10:02	02/18/24 21:47	7439-89-6	
Potassium	**2.5**	mg/L	0.50	0.15	1	02/03/24 10:02	02/18/24 21:47	7440-09-7	
6020 MET ICPMS	Analytical Method: EPA 6020B Preparation Method: EPA 3005A Pace Analytical Services - Peachtree Corners, GA								
Antimony	ND	mg/L	0.0030	0.00054	1	02/03/24 08:47	02/07/24 15:04	7440-36-0	
Arsenic	ND	mg/L	0.0050	0.00084	1	02/03/24 08:47	02/07/24 15:04	7440-38-2	
Barium	**0.017**	mg/L	0.0050	0.00047	1	02/03/24 08:47	02/07/24 15:04	7440-39-3	
Beryllium	ND	mg/L	0.00050	0.000094	1	02/03/24 08:47	02/07/24 15:04	7440-41-7	
Boron	**1.2**	mg/L	0.040	0.012	1	02/03/24 08:47	02/07/24 15:04	7440-42-8	
Cadmium	**0.00023J**	mg/L	0.00050	0.00010	1	02/03/24 08:47	02/07/24 15:04	7440-43-9	
Chromium	ND	mg/L	0.0050	0.0019	1	02/03/24 08:47	02/07/24 15:04	7440-47-3	
Cobalt	ND	mg/L	0.0050	0.00032	1	02/03/24 08:47	02/07/24 15:04	7440-48-4	
Lead	ND	mg/L	0.0010	0.00016	1	02/03/24 08:47	02/07/24 15:04	7439-92-1	
Lithium	ND	mg/L	0.030	0.0016	1	02/03/24 08:47	02/07/24 15:04	7439-93-2	
Molybdenum	ND	mg/L	0.010	0.00062	1	02/03/24 08:47	02/07/24 15:04	7439-98-7	
Selenium	ND	mg/L	0.0050	0.00096	1	02/03/24 08:47	02/07/24 15:04	7782-49-2	
Thallium	ND	mg/L	0.0010	0.00038	1	02/03/24 08:47	02/07/24 15:04	7440-28-0	
7470 Mercury	Analytical Method: EPA 7470A Preparation Method: EPA 7470A Pace Analytical Services - Peachtree Corners, GA								
Mercury	**0.00031**	mg/L	0.00020	0.00013	1	02/15/24 12:00	02/15/24 15:58	7439-97-6	
2320B Alkalinity	Analytical Method: SM 2320B-2011 Pace Analytical Services - Asheville								
Alkalinity,Bicarbonate (CaCO3)	**157**	mg/L	5.0	5.0	1		02/06/24 15:03		
Alkalinity,Carbonate (CaCO3)	ND	mg/L	5.0	5.0	1		02/06/24 15:03		
Alkalinity, Total as CaCO3	**157**	mg/L	5.0	5.0	1		02/06/24 15:03		
2540C Total Dissolved Solids	Analytical Method: SM 2540C-2015 Pace Analytical Services - Asheville								
Total Dissolved Solids	**445**	mg/L	25.0	25.0	1		02/04/24 12:45		
4500S2D Sulfide Water	Analytical Method: SM 4500-S2D-2011 Pace Analytical Services - Asheville								
Sulfide	ND	mg/L	0.10	0.022	1		02/08/24 06:10	18496-25-8	
300.0 IC Anions 28 Days	Analytical Method: EPA 300.0 Rev 2.1 1993 Pace Analytical Services - Asheville								
Chloride	**41.8**	mg/L	1.0	0.60	1		02/03/24 18:44	16887-00-6	

REPORT OF LABORATORY ANALYSIS

This report shall not be reproduced, except in full,
without the written consent of Pace Analytical Services, LLC.

Pace Analytical Services, LLC
9800 Kincey Ave. Suite 100
Huntersville, NC 28078
(704)875-9092

ANALYTICAL RESULTS

Project: Bowen AP-1
Pace Project No.: 92711015

Sample: BOW-BGWC-17 **Lab ID: 92711015015** Collected: 02/01/24 16:09 Received: 02/02/24 10:52 Matrix: Water

Parameters	Results	Units	Report Limit	MDL	DF	Prepared	Analyzed	CAS No.	Qual
300.0 IC Anions 28 Days	Analytical Method: EPA 300.0 Rev 2.1 1993 Pace Analytical Services - Asheville								
Fluoride	**0.12**	mg/L	0.10	0.050	1		02/03/24 18:44	16984-48-8	
Sulfate	**132**	mg/L	3.0	1.5	3		02/04/24 08:32	14808-79-8	

REPORT OF LABORATORY ANALYSIS

This report shall not be reproduced, except in full,
without the written consent of Pace Analytical Services, LLC.

Pace Analytical Services, LLC
9800 Kincey Ave. Suite 100
Huntersville, NC 28078
(704)875-9092

ANALYTICAL RESULTS

Project: Bowen AP-1
Pace Project No.: 92711015

Sample: BOW-BGWA-6 **Lab ID: 92711015016** Collected: 01/31/24 13:08 Received: 02/02/24 10:52 Matrix: Water

Parameters	Results	Units	Report Limit	MDL	DF	Prepared	Analyzed	CAS No.	Qual
6010D ATL ICP	Analytical Method: EPA 6010D Preparation Method: EPA 3010A Pace Analytical Services - Peachtree Corners, GA								
Sodium	**5.5**	mg/L	1.0	0.58	1	02/03/24 10:02	02/10/24 20:00	7440-23-5	
Magnesium	**31.1**	mg/L	0.050	0.012	1	02/03/24 10:02	02/10/24 20:00	7439-95-4	
Manganese	**0.11**	mg/L	0.040	0.011	1	02/03/24 10:02	02/08/24 03:10	7439-96-5	
Calcium	**65.9**	mg/L	1.0	0.12	1	02/03/24 10:02	02/08/24 03:10	7440-70-2	
Iron	**0.13**	mg/L	0.040	0.025	1	02/03/24 10:02	02/18/24 21:52	7439-89-6	
Potassium	**1.3**	mg/L	0.50	0.15	1	02/03/24 10:02	02/18/24 21:52	7440-09-7	
6020 MET ICPMS	Analytical Method: EPA 6020B Preparation Method: EPA 3005A Pace Analytical Services - Peachtree Corners, GA								
Antimony	ND	mg/L	0.0030	0.00054	1	02/03/24 08:47	02/07/24 15:08	7440-36-0	
Arsenic	ND	mg/L	0.0050	0.00084	1	02/03/24 08:47	02/07/24 15:08	7440-38-2	
Barium	**0.055**	mg/L	0.0050	0.00047	1	02/03/24 08:47	02/07/24 15:08	7440-39-3	
Beryllium	ND	mg/L	0.00050	0.000094	1	02/03/24 08:47	02/07/24 15:08	7440-41-7	
Boron	**0.024J**	mg/L	0.040	0.012	1	02/03/24 08:47	02/07/24 15:08	7440-42-8	
Cadmium	ND	mg/L	0.00050	0.00010	1	02/03/24 08:47	02/07/24 15:08	7440-43-9	
Chromium	ND	mg/L	0.0050	0.0019	1	02/03/24 08:47	02/07/24 15:08	7440-47-3	
Cobalt	**0.00054J**	mg/L	0.0050	0.00032	1	02/03/24 08:47	02/07/24 15:08	7440-48-4	
Lead	ND	mg/L	0.0010	0.00016	1	02/03/24 08:47	02/07/24 15:08	7439-92-1	
Lithium	ND	mg/L	0.030	0.0016	1	02/03/24 08:47	02/07/24 15:08	7439-93-2	
Molybdenum	**0.00063J**	mg/L	0.010	0.00062	1	02/03/24 08:47	02/07/24 15:08	7439-98-7	
Selenium	ND	mg/L	0.0050	0.00096	1	02/03/24 08:47	02/07/24 15:08	7782-49-2	
Thallium	ND	mg/L	0.0010	0.00038	1	02/03/24 08:47	02/07/24 15:08	7440-28-0	
7470 Mercury	Analytical Method: EPA 7470A Preparation Method: EPA 7470A Pace Analytical Services - Peachtree Corners, GA								
Mercury	ND	mg/L	0.00020	0.00013	1	02/15/24 12:00	02/15/24 16:01	7439-97-6	
2320B Alkalinity	Analytical Method: SM 2320B-2011 Pace Analytical Services - Asheville								
Alkalinity,Bicarbonate (CaCO3)	**281**	mg/L	5.0	5.0	1		02/06/24 16:04		
Alkalinity,Carbonate (CaCO3)	ND	mg/L	5.0	5.0	1		02/06/24 16:04		
Alkalinity, Total as CaCO3	**281**	mg/L	5.0	5.0	1		02/06/24 16:04		
2540C Total Dissolved Solids	Analytical Method: SM 2540C-2015 Pace Analytical Services - Asheville								
Total Dissolved Solids	**313**	mg/L	25.0	25.0	1		02/04/24 12:55		
4500S2D Sulfide Water	Analytical Method: SM 4500-S2D-2011 Pace Analytical Services - Asheville								
Sulfide	ND	mg/L	0.10	0.022	1		02/03/24 06:27	18496-25-8	
300.0 IC Anions 28 Days	Analytical Method: EPA 300.0 Rev 2.1 1993 Pace Analytical Services - Asheville								
Chloride	**7.8**	mg/L	1.0	0.60	1		02/03/24 18:59	16887-00-6	

REPORT OF LABORATORY ANALYSIS

This report shall not be reproduced, except in full,
without the written consent of Pace Analytical Services, LLC.

Pace Analytical Services, LLC
9800 Kincey Ave. Suite 100
Huntersville, NC 28078
(704)875-9092

ANALYTICAL RESULTS

Project: Bowen AP-1
Pace Project No.: 92711015

Sample: BOW-BGWA-6 **Lab ID: 92711015016** Collected: 01/31/24 13:08 Received: 02/02/24 10:52 Matrix: Water

Parameters	Results	Units	Report Limit	MDL	DF	Prepared	Analyzed	CAS No.	Qual
300.0 IC Anions 28 Days	Analytical Method: EPA 300.0 Rev 2.1 1993 Pace Analytical Services - Asheville								
Fluoride	**0.053J**	mg/L	0.10	0.050	1		02/03/24 18:59	16984-48-8	
Sulfate	**15.1**	mg/L	1.0	0.50	1		02/03/24 18:59	14808-79-8	

REPORT OF LABORATORY ANALYSIS

This report shall not be reproduced, except in full,
without the written consent of Pace Analytical Services, LLC.

Pace Analytical Services, LLC
9800 Kincey Ave. Suite 100
Huntersville, NC 28078
(704)875-9092

ANALYTICAL RESULTS

Project: Bowen AP-1
Pace Project No.: 92711015

Sample: BOW-BGWC-44D **Lab ID: 92711015017** Collected: 01/31/24 11:28 Received: 02/02/24 10:52 Matrix: Water

Parameters	Results	Units	Report Limit	MDL	DF	Prepared	Analyzed	CAS No.	Qual
6010D ATL ICP	Analytical Method: EPA 6010D Preparation Method: EPA 3010A Pace Analytical Services - Peachtree Corners, GA								
Manganese	**0.023J**	mg/L	0.040	0.011	1	02/03/24 10:02	02/08/24 03:20	7439-96-5	
Calcium	**29.5**	mg/L	1.0	0.12	1	02/03/24 10:02	02/08/24 03:20	7440-70-2	
Sodium	**85.3**	mg/L	1.0	0.58	1	02/03/24 10:02	02/10/24 20:05	7440-23-5	
Magnesium	**22.6**	mg/L	0.050	0.012	1	02/03/24 10:02	02/10/24 20:05	7439-95-4	
Iron	**0.085**	mg/L	0.040	0.025	1	02/03/24 10:02	02/18/24 21:57	7439-89-6	
Potassium	**1.3**	mg/L	0.50	0.15	1	02/03/24 10:02	02/18/24 21:57	7440-09-7	
6020 MET ICPMS	Analytical Method: EPA 6020B Preparation Method: EPA 3005A Pace Analytical Services - Peachtree Corners, GA								
Antimony	ND	mg/L	0.0030	0.00054	1	02/03/24 08:47	02/07/24 15:11	7440-36-0	
Arsenic	**0.0040J**	mg/L	0.0050	0.00084	1	02/03/24 08:47	02/07/24 15:11	7440-38-2	
Barium	**0.036**	mg/L	0.0050	0.00047	1	02/03/24 08:47	02/07/24 15:11	7440-39-3	
Beryllium	ND	mg/L	0.00050	0.000094	1	02/03/24 08:47	02/07/24 15:11	7440-41-7	
Boron	**0.035J**	mg/L	0.040	0.012	1	02/03/24 08:47	02/07/24 15:11	7440-42-8	
Cadmium	ND	mg/L	0.00050	0.00010	1	02/03/24 08:47	02/07/24 15:11	7440-43-9	
Chromium	ND	mg/L	0.0050	0.0019	1	02/03/24 08:47	02/07/24 15:11	7440-47-3	
Cobalt	ND	mg/L	0.0050	0.00032	1	02/03/24 08:47	02/07/24 15:11	7440-48-4	
Lead	ND	mg/L	0.0010	0.00016	1	02/03/24 08:47	02/07/24 15:11	7439-92-1	
Lithium	**0.0059J**	mg/L	0.030	0.0016	1	02/03/24 08:47	02/07/24 15:11	7439-93-2	
Molybdenum	**0.0014J**	mg/L	0.010	0.00062	1	02/03/24 08:47	02/07/24 15:11	7439-98-7	
Selenium	ND	mg/L	0.0050	0.00096	1	02/03/24 08:47	02/07/24 15:11	7782-49-2	
Thallium	ND	mg/L	0.0010	0.00038	1	02/03/24 08:47	02/07/24 15:11	7440-28-0	
7470 Mercury	Analytical Method: EPA 7470A Preparation Method: EPA 7470A Pace Analytical Services - Peachtree Corners, GA								
Mercury	ND	mg/L	0.00020	0.00013	1	02/15/24 12:00	02/15/24 16:03	7439-97-6	
2320B Alkalinity	Analytical Method: SM 2320B-2011 Pace Analytical Services - Asheville								
Alkalinity,Bicarbonate (CaCO3)	**303**	mg/L	5.0	5.0	1		02/06/24 20:12		
Alkalinity,Carbonate (CaCO3)	ND	mg/L	5.0	5.0	1		02/06/24 20:12		
Alkalinity, Total as CaCO3	**303**	mg/L	5.0	5.0	1		02/06/24 20:12		
2540C Total Dissolved Solids	Analytical Method: SM 2540C-2015 Pace Analytical Services - Asheville								
Total Dissolved Solids	**352**	mg/L	25.0	25.0	1		02/04/24 12:55		
4500S2D Sulfide Water	Analytical Method: SM 4500-S2D-2011 Pace Analytical Services - Asheville								
Sulfide	ND	mg/L	0.10	0.022	1		02/03/24 06:28	18496-25-8	
300.0 IC Anions 28 Days	Analytical Method: EPA 300.0 Rev 2.1 1993 Pace Analytical Services - Asheville								
Chloride	**9.9**	mg/L	1.0	0.60	1		02/03/24 19:14	16887-00-6	

REPORT OF LABORATORY ANALYSIS

This report shall not be reproduced, except in full,
without the written consent of Pace Analytical Services, LLC.

Pace Analytical Services, LLC
9800 Kincey Ave. Suite 100
Huntersville, NC 28078
(704)875-9092

ANALYTICAL RESULTS

Project: Bowen AP-1
Pace Project No.: 92711015

Sample: BOW-BGWC-44D **Lab ID: 92711015017** Collected: 01/31/24 11:28 Received: 02/02/24 10:52 Matrix: Water

Parameters	Results	Units	Report Limit	MDL	DF	Prepared	Analyzed	CAS No.	Qual
300.0 IC Anions 28 Days	Analytical Method: EPA 300.0 Rev 2.1 1993 Pace Analytical Services - Asheville								
Fluoride	**0.12**	mg/L	0.10	0.050	1		02/03/24 19:14	16984-48-8	
Sulfate	**20.7**	mg/L	1.0	0.50	1		02/03/24 19:14	14808-79-8	

REPORT OF LABORATORY ANALYSIS

This report shall not be reproduced, except in full,
without the written consent of Pace Analytical Services, LLC.

Pace Analytical Services, LLC
9800 Kincey Ave. Suite 100
Huntersville, NC 28078
(704)875-9092

ANALYTICAL RESULTS

Project: Bowen AP-1
Pace Project No.: 92711015

Sample: BOW-BGWC-50D **Lab ID: 92711015018** Collected: 01/31/24 15:12 Received: 02/02/24 10:52 Matrix: Water

Parameters	Results	Units	Report Limit	MDL	DF	Prepared	Analyzed	CAS No.	Qual
6010D ATL ICP	Analytical Method: EPA 6010D Preparation Method: EPA 3010A Pace Analytical Services - Peachtree Corners, GA								
Manganese	**0.072**	mg/L	0.040	0.011	1	02/03/24 10:02	02/08/24 03:29	7439-96-5	
Calcium	**67.8**	mg/L	1.0	0.12	1	02/03/24 10:02	02/08/24 03:29	7440-70-2	
Sodium	**144**	mg/L	5.0	2.9	5	02/03/24 10:02	02/10/24 20:10	7440-23-5	
Magnesium	**28.2**	mg/L	0.25	0.059	5	02/03/24 10:02	02/10/24 20:10	7439-95-4	
Iron	**1.9**	mg/L	0.20	0.13	5	02/03/24 10:02	02/18/24 22:01	7439-89-6	
Potassium	**1.9J**	mg/L	2.5	0.76	5	02/03/24 10:02	02/18/24 22:01	7440-09-7	D3
6020 MET ICPMS	Analytical Method: EPA 6020B Preparation Method: EPA 3005A Pace Analytical Services - Peachtree Corners, GA								
Antimony	ND	mg/L	0.0030	0.00054	1	02/03/24 08:47	02/07/24 15:15	7440-36-0	
Arsenic	**0.0019J**	mg/L	0.0050	0.00084	1	02/03/24 08:47	02/07/24 15:15	7440-38-2	
Barium	**0.055**	mg/L	0.0050	0.00047	1	02/03/24 08:47	02/07/24 15:15	7440-39-3	
Beryllium	ND	mg/L	0.00050	0.000094	1	02/03/24 08:47	02/07/24 15:15	7440-41-7	
Boron	**0.049**	mg/L	0.040	0.012	1	02/03/24 08:47	02/07/24 15:15	7440-42-8	
Cadmium	ND	mg/L	0.00050	0.00010	1	02/03/24 08:47	02/07/24 15:15	7440-43-9	
Chromium	ND	mg/L	0.0050	0.0019	1	02/03/24 08:47	02/07/24 15:15	7440-47-3	
Cobalt	**0.00036J**	mg/L	0.0050	0.00032	1	02/03/24 08:47	02/07/24 15:15	7440-48-4	
Lead	ND	mg/L	0.0010	0.00016	1	02/03/24 08:47	02/07/24 15:15	7439-92-1	
Lithium	**0.0019J**	mg/L	0.030	0.0016	1	02/03/24 08:47	02/07/24 15:15	7439-93-2	
Molybdenum	**0.0041J**	mg/L	0.010	0.00062	1	02/03/24 08:47	02/07/24 15:15	7439-98-7	
Selenium	ND	mg/L	0.0050	0.00096	1	02/03/24 08:47	02/07/24 15:15	7782-49-2	
Thallium	ND	mg/L	0.0010	0.00038	1	02/03/24 08:47	02/07/24 15:15	7440-28-0	
7470 Mercury	Analytical Method: EPA 7470A Preparation Method: EPA 7470A Pace Analytical Services - Peachtree Corners, GA								
Mercury	ND	mg/L	0.00020	0.00013	1	02/15/24 12:00	02/15/24 16:06	7439-97-6	
2320B Alkalinity	Analytical Method: SM 2320B-2011 Pace Analytical Services - Asheville								
Alkalinity,Bicarbonate (CaCO3)	**271**	mg/L	5.0	5.0	1		02/06/24 20:20		
Alkalinity,Carbonate (CaCO3)	ND	mg/L	5.0	5.0	1		02/06/24 20:20		
Alkalinity, Total as CaCO3	**271**	mg/L	5.0	5.0	1		02/06/24 20:20		
2540C Total Dissolved Solids	Analytical Method: SM 2540C-2015 Pace Analytical Services - Asheville								
Total Dissolved Solids	**715**	mg/L	25.0	25.0	1		02/04/24 12:55		
4500S2D Sulfide Water	Analytical Method: SM 4500-S2D-2011 Pace Analytical Services - Asheville								
Sulfide	**0.081J**	mg/L	0.10	0.022	1		02/03/24 06:28	18496-25-8	
300.0 IC Anions 28 Days	Analytical Method: EPA 300.0 Rev 2.1 1993 Pace Analytical Services - Asheville								
Chloride	**25.6**	mg/L	1.0	0.60	1		02/03/24 19:29	16887-00-6	

REPORT OF LABORATORY ANALYSIS

This report shall not be reproduced, except in full,
without the written consent of Pace Analytical Services, LLC.

Pace Analytical Services, LLC
9800 Kincey Ave. Suite 100
Huntersville, NC 28078
(704)875-9092

ANALYTICAL RESULTS

Project: Bowen AP-1
Pace Project No.: 92711015

Sample: BOW-BGWC-50D **Lab ID: 92711015018** Collected: 01/31/24 15:12 Received: 02/02/24 10:52 Matrix: Water

Parameters	Results	Units	Report Limit	MDL	DF	Prepared	Analyzed	CAS No.	Qual
300.0 IC Anions 28 Days	Analytical Method: EPA 300.0 Rev 2.1 1993 Pace Analytical Services - Asheville								
Fluoride	**0.12**	mg/L	0.10	0.050	1		02/03/24 19:29	16984-48-8	
Sulfate	**271**	mg/L	6.0	3.0	6		02/04/24 08:47	14808-79-8	

REPORT OF LABORATORY ANALYSIS

This report shall not be reproduced, except in full,
without the written consent of Pace Analytical Services, LLC.

Pace Analytical Services, LLC
9800 Kincey Ave. Suite 100
Huntersville, NC 28078
(704)875-9092

ANALYTICAL RESULTS

Project: Bowen AP-1
Pace Project No.: 92711015

Sample: BOW-AP1-FB-02 **Lab ID: 92711015019** Collected: 02/01/24 16:15 Received: 02/02/24 10:52 Matrix: Water

Parameters	Results	Units	Report Limit	MDL	DF	Prepared	Analyzed	CAS No.	Qual
6010D ATL ICP	Analytical Method: EPA 6010D Preparation Method: EPA 3010A Pace Analytical Services - Peachtree Corners, GA								
Manganese	ND	mg/L	0.040	0.011	1	02/03/24 10:02	02/08/24 03:49	7439-96-5	
Potassium	ND	mg/L	0.50	0.15	1	02/03/24 10:02	02/08/24 03:49	7440-09-7	
Calcium	ND	mg/L	1.0	0.12	1	02/03/24 10:02	02/08/24 03:49	7440-70-2	
Sodium	ND	mg/L	1.0	0.58	1	02/03/24 10:02	02/10/24 20:15	7440-23-5	
Magnesium	ND	mg/L	0.050	0.012	1	02/03/24 10:02	02/10/24 20:15	7439-95-4	
Iron	ND	mg/L	0.040	0.025	1	02/03/24 10:02	02/18/24 22:06	7439-89-6	
6020 MET ICPMS	Analytical Method: EPA 6020B Preparation Method: EPA 3005A Pace Analytical Services - Peachtree Corners, GA								
Antimony	ND	mg/L	0.0030	0.00054	1	02/03/24 08:47	02/07/24 15:19	7440-36-0	
Arsenic	ND	mg/L	0.0050	0.00084	1	02/03/24 08:47	02/07/24 15:19	7440-38-2	
Barium	ND	mg/L	0.0050	0.00047	1	02/03/24 08:47	02/07/24 15:19	7440-39-3	
Beryllium	ND	mg/L	0.00050	0.000094	1	02/03/24 08:47	02/07/24 15:19	7440-41-7	
Boron	ND	mg/L	0.040	0.012	1	02/03/24 08:47	02/07/24 15:19	7440-42-8	
Cadmium	ND	mg/L	0.00050	0.00010	1	02/03/24 08:47	02/07/24 15:19	7440-43-9	
Chromium	ND	mg/L	0.0050	0.0019	1	02/03/24 08:47	02/07/24 15:19	7440-47-3	
Cobalt	ND	mg/L	0.0050	0.00032	1	02/03/24 08:47	02/07/24 15:19	7440-48-4	
Lead	ND	mg/L	0.0010	0.00016	1	02/03/24 08:47	02/07/24 15:19	7439-92-1	
Lithium	ND	mg/L	0.030	0.0016	1	02/03/24 08:47	02/07/24 15:19	7439-93-2	
Molybdenum	ND	mg/L	0.010	0.00062	1	02/03/24 08:47	02/07/24 15:19	7439-98-7	
Selenium	ND	mg/L	0.0050	0.00096	1	02/03/24 08:47	02/07/24 15:19	7782-49-2	
Thallium	ND	mg/L	0.0010	0.00038	1	02/03/24 08:47	02/07/24 15:19	7440-28-0	
7470 Mercury	Analytical Method: EPA 7470A Preparation Method: EPA 7470A Pace Analytical Services - Peachtree Corners, GA								
Mercury	ND	mg/L	0.00020	0.00013	1	02/15/24 12:00	02/15/24 16:08	7439-97-6	
2320B Alkalinity	Analytical Method: SM 2320B-2011 Pace Analytical Services - Asheville								
Alkalinity,Bicarbonate (CaCO3)	ND	mg/L	5.0	5.0	1		02/06/24 15:30		
Alkalinity,Carbonate (CaCO3)	ND	mg/L	5.0	5.0	1		02/06/24 15:30		
Alkalinity, Total as CaCO3	ND	mg/L	5.0	5.0	1		02/06/24 15:30		
2540C Total Dissolved Solids	Analytical Method: SM 2540C-2015 Pace Analytical Services - Asheville								
Total Dissolved Solids	ND	mg/L	25.0	25.0	1		02/04/24 12:45		
4500S2D Sulfide Water	Analytical Method: SM 4500-S2D-2011 Pace Analytical Services - Asheville								
Sulfide	ND	mg/L	0.10	0.022	1		02/08/24 06:10	18496-25-8	
300.0 IC Anions 28 Days	Analytical Method: EPA 300.0 Rev 2.1 1993 Pace Analytical Services - Asheville								
Chloride	ND	mg/L	1.0	0.60	1		02/03/24 13:18	16887-00-6	

REPORT OF LABORATORY ANALYSIS

This report shall not be reproduced, except in full,
without the written consent of Pace Analytical Services, LLC.

Pace Analytical Services, LLC
9800 Kincey Ave. Suite 100
Huntersville, NC 28078
(704)875-9092

ANALYTICAL RESULTS

Project: Bowen AP-1
Pace Project No.: 92711015

Sample: BOW-AP1-FB-02 **Lab ID: 92711015019** Collected: 02/01/24 16:15 Received: 02/02/24 10:52 Matrix: Water

Parameters	Results	Units	Report Limit	MDL	DF	Prepared	Analyzed	CAS No.	Qual
300.0 IC Anions 28 Days	Analytical Method: EPA 300.0 Rev 2.1 1993 Pace Analytical Services - Asheville								
Fluoride	ND	mg/L	0.10	0.050	1		02/03/24 13:18	16984-48-8	
Sulfate	ND	mg/L	1.0	0.50	1		02/03/24 13:18	14808-79-8	

REPORT OF LABORATORY ANALYSIS

This report shall not be reproduced, except in full,
without the written consent of Pace Analytical Services, LLC.

Pace Analytical Services, LLC
9800 Kincey Ave. Suite 100
Huntersville, NC 28078
(704)875-9092

ANALYTICAL RESULTS

Project: Bowen AP-1
Pace Project No.: 92711015

Sample: BOW-BGWC-7 **Lab ID: 92711015020** Collected: 02/02/24 11:42 Received: 02/06/24 10:22 Matrix: Water

Parameters	Results	Units	Report Limit	MDL	DF	Prepared	Analyzed	CAS No.	Qual
6010D ATL ICP	Analytical Method: EPA 6010D Preparation Method: EPA 3010A Pace Analytical Services - Peachtree Corners, GA								
Potassium	**3.1**	mg/L	0.50	0.15	1	02/08/24 16:47	02/20/24 16:23	7440-09-7	
Iron	**0.35**	mg/L	0.040	0.025	1	02/08/24 16:47	02/19/24 19:37	7439-89-6	
Manganese	**0.015J**	mg/L	0.040	0.011	1	02/08/24 16:47	02/19/24 19:37	7439-96-5	
Sodium	**22.1**	mg/L	1.0	0.58	1	02/08/24 16:47	02/19/24 19:37	7440-23-5	
Calcium	**119**	mg/L	1.0	0.12	1	02/08/24 16:47	02/19/24 19:37	7440-70-2	
Magnesium	**38.9**	mg/L	0.050	0.012	1	02/08/24 16:47	02/19/24 19:37	7439-95-4	
6020 MET ICPMS	Analytical Method: EPA 6020B Preparation Method: EPA 3005A Pace Analytical Services - Peachtree Corners, GA								
Antimony	ND	mg/L	0.0030	0.00054	1	02/08/24 13:07	02/16/24 15:03	7440-36-0	
Arsenic	**0.0015J**	mg/L	0.0050	0.00084	1	02/08/24 13:07	02/16/24 15:03	7440-38-2	
Barium	**0.023**	mg/L	0.0050	0.00047	1	02/08/24 13:07	02/16/24 15:03	7440-39-3	
Beryllium	ND	mg/L	0.00050	0.000094	1	02/08/24 13:07	02/16/24 15:03	7440-41-7	
Boron	**0.85**	mg/L	0.040	0.012	1	02/08/24 13:07	02/16/24 15:03	7440-42-8	
Cadmium	ND	mg/L	0.00050	0.00010	1	02/08/24 13:07	02/16/24 15:03	7440-43-9	
Chromium	ND	mg/L	0.0050	0.0019	1	02/08/24 13:07	02/16/24 15:03	7440-47-3	
Cobalt	**0.00045J**	mg/L	0.0050	0.00032	1	02/08/24 13:07	02/16/24 15:03	7440-48-4	
Lead	ND	mg/L	0.0010	0.00016	1	02/08/24 13:07	02/16/24 15:03	7439-92-1	
Lithium	**0.0066J**	mg/L	0.030	0.0016	1	02/08/24 13:07	02/16/24 15:03	7439-93-2	
Molybdenum	**0.010**	mg/L	0.010	0.00062	1	02/08/24 13:07	02/16/24 15:03	7439-98-7	
Selenium	ND	mg/L	0.0050	0.00096	1	02/08/24 13:07	02/16/24 15:03	7782-49-2	
Thallium	ND	mg/L	0.0010	0.00038	1	02/08/24 13:07	02/16/24 15:03	7440-28-0	
7470 Mercury	Analytical Method: EPA 7470A Preparation Method: EPA 7470A Pace Analytical Services - Peachtree Corners, GA								
Mercury	ND	mg/L	0.00020	0.00013	1	02/15/24 12:00	02/15/24 16:16	7439-97-6	
2320B Alkalinity	Analytical Method: SM 2320B-2011 Pace Analytical Services - Asheville								
Alkalinity,Bicarbonate (CaCO3)	**292**	mg/L	5.0	5.0	1		02/08/24 18:47		
Alkalinity,Carbonate (CaCO3)	ND	mg/L	5.0	5.0	1		02/08/24 18:47		
Alkalinity, Total as CaCO3	**292**	mg/L	5.0	5.0	1		02/08/24 18:47		
2540C Total Dissolved Solids	Analytical Method: SM 2540C-2015 Pace Analytical Services - Asheville								
Total Dissolved Solids	**598**	mg/L	50.0	50.0	1		02/08/24 13:58		
4500S2D Sulfide Water	Analytical Method: SM 4500-S2D-2011 Pace Analytical Services - Asheville								
Sulfide	ND	mg/L	0.10	0.022	1		02/08/24 06:27	18496-25-8	
300.0 IC Anions 28 Days	Analytical Method: EPA 300.0 Rev 2.1 1993 Pace Analytical Services - Asheville								
Chloride	**6.5**	mg/L	1.0	0.60	1		02/08/24 04:18	16887-00-6	

REPORT OF LABORATORY ANALYSIS

This report shall not be reproduced, except in full,
without the written consent of Pace Analytical Services, LLC.

Pace Analytical Services, LLC
9800 Kincey Ave. Suite 100
Huntersville, NC 28078
(704)875-9092

ANALYTICAL RESULTS

Project: Bowen AP-1
Pace Project No.: 92711015

Sample: BOW-BGWC-7 **Lab ID: 92711015020** Collected: 02/02/24 11:42 Received: 02/06/24 10:22 Matrix: Water

Parameters	Results	Units	Report Limit	MDL	DF	Prepared	Analyzed	CAS No.	Qual
300.0 IC Anions 28 Days	Analytical Method: EPA 300.0 Rev 2.1 1993 Pace Analytical Services - Asheville								
Fluoride	**0.15**	mg/L	0.10	0.050	1		02/08/24 04:18	16984-48-8	
Sulfate	**181**	mg/L	4.0	2.0	4		02/08/24 09:25	14808-79-8	

REPORT OF LABORATORY ANALYSIS

This report shall not be reproduced, except in full,
without the written consent of Pace Analytical Services, LLC.

Pace Analytical Services, LLC
9800 Kincey Ave. Suite 100
Huntersville, NC 28078
(704)875-9092

ANALYTICAL RESULTS

Project: Bowen AP-1
Pace Project No.: 92711015

Sample: BOW-BGWA-29 **Lab ID: 92711015021** Collected: 02/05/24 11:20 Received: 02/06/24 10:22 Matrix: Water

Parameters	Results	Units	Report Limit	MDL	DF	Prepared	Analyzed	CAS No.	Qual
6010D ATL ICP	Analytical Method: EPA 6010D Preparation Method: EPA 3010A Pace Analytical Services - Peachtree Corners, GA								
Potassium	**0.73**	mg/L	0.50	0.15	1	02/08/24 16:47	02/20/24 16:29	7440-09-7	
Iron	ND	mg/L	0.040	0.025	1	02/08/24 16:47	02/19/24 19:42	7439-89-6	
Manganese	ND	mg/L	0.040	0.011	1	02/08/24 16:47	02/19/24 19:42	7439-96-5	
Sodium	**2.8**	mg/L	1.0	0.58	1	02/08/24 16:47	02/19/24 19:42	7440-23-5	
Calcium	**20.5**	mg/L	1.0	0.12	1	02/08/24 16:47	02/19/24 19:42	7440-70-2	
Magnesium	**10.6**	mg/L	0.050	0.012	1	02/08/24 16:47	02/19/24 19:42	7439-95-4	
6020 MET ICPMS	Analytical Method: EPA 6020B Preparation Method: EPA 3005A Pace Analytical Services - Peachtree Corners, GA								
Antimony	ND	mg/L	0.0030	0.00054	1	02/08/24 13:07	02/16/24 15:07	7440-36-0	
Arsenic	ND	mg/L	0.0050	0.00084	1	02/08/24 13:07	02/16/24 15:07	7440-38-2	
Barium	**0.011**	mg/L	0.0050	0.00047	1	02/08/24 13:07	02/16/24 15:07	7440-39-3	
Beryllium	ND	mg/L	0.00050	0.000094	1	02/08/24 13:07	02/16/24 15:07	7440-41-7	
Boron	ND	mg/L	0.040	0.012	1	02/08/24 13:07	02/16/24 15:07	7440-42-8	
Cadmium	ND	mg/L	0.00050	0.00010	1	02/08/24 13:07	02/16/24 15:07	7440-43-9	
Chromium	ND	mg/L	0.0050	0.0019	1	02/08/24 13:07	02/16/24 15:07	7440-47-3	
Cobalt	ND	mg/L	0.0050	0.00032	1	02/08/24 13:07	02/16/24 15:07	7440-48-4	
Lead	ND	mg/L	0.0010	0.00016	1	02/08/24 13:07	02/16/24 15:07	7439-92-1	
Lithium	ND	mg/L	0.030	0.0016	1	02/08/24 13:07	02/16/24 15:07	7439-93-2	
Molybdenum	ND	mg/L	0.010	0.00062	1	02/08/24 13:07	02/16/24 15:07	7439-98-7	
Selenium	ND	mg/L	0.0050	0.00096	1	02/08/24 13:07	02/16/24 15:07	7782-49-2	
Thallium	ND	mg/L	0.0010	0.00038	1	02/08/24 13:07	02/16/24 15:07	7440-28-0	
7470 Mercury	Analytical Method: EPA 7470A Preparation Method: EPA 7470A Pace Analytical Services - Peachtree Corners, GA								
Mercury	ND	mg/L	0.00020	0.00013	1	02/15/24 14:15	02/15/24 18:03	7439-97-6	
2320B Alkalinity	Analytical Method: SM 2320B-2011 Pace Analytical Services - Asheville								
Alkalinity,Bicarbonate (CaCO3)	**95.7**	mg/L	5.0	5.0	1		02/08/24 14:30		
Alkalinity,Carbonate (CaCO3)	ND	mg/L	5.0	5.0	1		02/08/24 14:30		
Alkalinity, Total as CaCO3	**95.7**	mg/L	5.0	5.0	1		02/08/24 14:30		
2540C Total Dissolved Solids	Analytical Method: SM 2540C-2015 Pace Analytical Services - Asheville								
Total Dissolved Solids	**111**	mg/L	25.0	25.0	1		02/08/24 13:41		
4500S2D Sulfide Water	Analytical Method: SM 4500-S2D-2011 Pace Analytical Services - Asheville								
Sulfide	ND	mg/L	0.10	0.022	1		02/09/24 02:38	18496-25-8	
300.0 IC Anions 28 Days	Analytical Method: EPA 300.0 Rev 2.1 1993 Pace Analytical Services - Asheville								
Chloride	**1.1**	mg/L	1.0	0.60	1		02/08/24 04:32	16887-00-6	

REPORT OF LABORATORY ANALYSIS

This report shall not be reproduced, except in full,
without the written consent of Pace Analytical Services, LLC.

Pace Analytical Services, LLC
9800 Kincey Ave. Suite 100
Huntersville, NC 28078
(704)875-9092

ANALYTICAL RESULTS

Project: Bowen AP-1
Pace Project No.: 92711015

Sample: BOW-BGWA-29 **Lab ID: 92711015021** Collected: 02/05/24 11:20 Received: 02/06/24 10:22 Matrix: Water

Parameters	Results	Units	Report Limit	MDL	DF	Prepared	Analyzed	CAS No.	Qual
300.0 IC Anions 28 Days	Analytical Method: EPA 300.0 Rev 2.1 1993 Pace Analytical Services - Asheville								
Fluoride	ND	mg/L	0.10	0.050	1		02/08/24 04:32	16984-48-8	
Sulfate	**1.3**	mg/L	1.0	0.50	1		02/08/24 04:32	14808-79-8	

REPORT OF LABORATORY ANALYSIS

This report shall not be reproduced, except in full,
without the written consent of Pace Analytical Services, LLC.

Pace Analytical Services, LLC
9800 Kincey Ave. Suite 100
Huntersville, NC 28078
(704)875-9092

ANALYTICAL RESULTS

Project: Bowen AP-1
Pace Project No.: 92711015

Sample: BOW-BGWC-18 **Lab ID: 92711015022** Collected: 02/02/24 11:22 Received: 02/06/24 10:22 Matrix: Water

Parameters	Results	Units	Report Limit	MDL	DF	Prepared	Analyzed	CAS No.	Qual
6010D ATL ICP	Analytical Method: EPA 6010D Preparation Method: EPA 3010A Pace Analytical Services - Peachtree Corners, GA								
Potassium	**1.5**	mg/L	0.50	0.15	1	02/08/24 16:47	02/20/24 16:34	7440-09-7	
Iron	ND	mg/L	0.040	0.025	1	02/08/24 16:47	02/19/24 19:46	7439-89-6	
Manganese	ND	mg/L	0.040	0.011	1	02/08/24 16:47	02/19/24 19:46	7439-96-5	
Sodium	**2.3**	mg/L	1.0	0.58	1	02/08/24 16:47	02/19/24 19:46	7440-23-5	
Calcium	**44.9**	mg/L	1.0	0.12	1	02/08/24 16:47	02/19/24 19:46	7440-70-2	
Magnesium	**17.1**	mg/L	0.050	0.012	1	02/08/24 16:47	02/19/24 19:46	7439-95-4	
6020 MET ICPMS	Analytical Method: EPA 6020B Preparation Method: EPA 3005A Pace Analytical Services - Peachtree Corners, GA								
Antimony	ND	mg/L	0.0030	0.00054	1	02/08/24 13:07	02/16/24 15:10	7440-36-0	
Arsenic	ND	mg/L	0.0050	0.00084	1	02/08/24 13:07	02/16/24 15:10	7440-38-2	
Barium	**0.027**	mg/L	0.0050	0.00047	1	02/08/24 13:07	02/16/24 15:10	7440-39-3	
Beryllium	ND	mg/L	0.00050	0.000094	1	02/08/24 13:07	02/16/24 15:10	7440-41-7	
Boron	**0.41**	mg/L	0.040	0.012	1	02/08/24 13:07	02/16/24 15:10	7440-42-8	
Cadmium	ND	mg/L	0.00050	0.00010	1	02/08/24 13:07	02/16/24 15:10	7440-43-9	
Chromium	ND	mg/L	0.0050	0.0019	1	02/08/24 13:07	02/16/24 15:10	7440-47-3	
Cobalt	ND	mg/L	0.0050	0.00032	1	02/08/24 13:07	02/16/24 15:10	7440-48-4	
Lead	ND	mg/L	0.0010	0.00016	1	02/08/24 13:07	02/16/24 15:10	7439-92-1	
Lithium	ND	mg/L	0.030	0.0016	1	02/08/24 13:07	02/16/24 15:10	7439-93-2	
Molybdenum	ND	mg/L	0.010	0.00062	1	02/08/24 13:07	02/16/24 15:10	7439-98-7	
Selenium	**0.0024J**	mg/L	0.0050	0.00096	1	02/08/24 13:07	02/16/24 15:10	7782-49-2	
Thallium	ND	mg/L	0.0010	0.00038	1	02/08/24 13:07	02/16/24 15:10	7440-28-0	
7470 Mercury	Analytical Method: EPA 7470A Preparation Method: EPA 7470A Pace Analytical Services - Peachtree Corners, GA								
Mercury	ND	mg/L	0.00020	0.00013	1	02/15/24 14:15	02/15/24 18:14	7439-97-6	
2320B Alkalinity	Analytical Method: SM 2320B-2011 Pace Analytical Services - Asheville								
Alkalinity,Bicarbonate (CaCO3)	**117**	mg/L	5.0	5.0	1		02/08/24 17:20		
Alkalinity,Carbonate (CaCO3)	ND	mg/L	5.0	5.0	1		02/08/24 17:20		
Alkalinity, Total as CaCO3	**117**	mg/L	5.0	5.0	1		02/08/24 17:20		
2540C Total Dissolved Solids	Analytical Method: SM 2540C-2015 Pace Analytical Services - Asheville								
Total Dissolved Solids	**220**	mg/L	25.0	25.0	1		02/08/24 13:58		
4500S2D Sulfide Water	Analytical Method: SM 4500-S2D-2011 Pace Analytical Services - Asheville								
Sulfide	ND	mg/L	0.10	0.022	1		02/08/24 06:27	18496-25-8	
300.0 IC Anions 28 Days	Analytical Method: EPA 300.0 Rev 2.1 1993 Pace Analytical Services - Asheville								
Chloride	**5.3**	mg/L	1.0	0.60	1		02/08/24 04:47	16887-00-6	

REPORT OF LABORATORY ANALYSIS

This report shall not be reproduced, except in full,
without the written consent of Pace Analytical Services, LLC.

Pace Analytical Services, LLC
9800 Kincey Ave. Suite 100
Huntersville, NC 28078
(704)875-9092

ANALYTICAL RESULTS

Project: Bowen AP-1
Pace Project No.: 92711015

Sample: BOW-BGWC-18 **Lab ID: 92711015022** Collected: 02/02/24 11:22 Received: 02/06/24 10:22 Matrix: Water

Parameters	Results	Units	Report Limit	MDL	DF	Prepared	Analyzed	CAS No.	Qual
300.0 IC Anions 28 Days	Analytical Method: EPA 300.0 Rev 2.1 1993 Pace Analytical Services - Asheville								
Fluoride	ND	mg/L	0.10	0.050	1		02/08/24 04:47	16984-48-8	
Sulfate	**57.9**	mg/L	1.0	0.50	1		02/08/24 04:47	14808-79-8	

REPORT OF LABORATORY ANALYSIS

This report shall not be reproduced, except in full,
without the written consent of Pace Analytical Services, LLC.

Pace Analytical Services, LLC
9800 Kincey Ave. Suite 100
Huntersville, NC 28078
(704)875-9092

ANALYTICAL RESULTS

Project: Bowen AP-1
Pace Project No.: 92711015

Sample: BOW-BGWC-19 **Lab ID: 92711015023** Collected: 02/02/24 14:00 Received: 02/06/24 10:22 Matrix: Water

Parameters	Results	Units	Report Limit	MDL	DF	Prepared	Analyzed	CAS No.	Qual
6010D ATL ICP	Analytical Method: EPA 6010D Preparation Method: EPA 3010A Pace Analytical Services - Peachtree Corners, GA								
Potassium	**2.8**	mg/L	0.50	0.15	1	02/08/24 16:47	02/20/24 16:38	7440-09-7	
Iron	**0.13**	mg/L	0.040	0.025	1	02/08/24 16:47	02/19/24 19:51	7439-89-6	
Manganese	ND	mg/L	0.040	0.011	1	02/08/24 16:47	02/19/24 19:51	7439-96-5	
Sodium	**1.8**	mg/L	1.0	0.58	1	02/08/24 16:47	02/19/24 19:51	7440-23-5	
Calcium	**51.7**	mg/L	1.0	0.12	1	02/08/24 16:47	02/19/24 19:51	7440-70-2	
Magnesium	**20.9**	mg/L	0.050	0.012	1	02/08/24 16:47	02/19/24 19:51	7439-95-4	
6020 MET ICPMS	Analytical Method: EPA 6020B Preparation Method: EPA 3005A Pace Analytical Services - Peachtree Corners, GA								
Antimony	ND	mg/L	0.0030	0.00054	1	02/08/24 13:07	02/16/24 15:14	7440-36-0	
Arsenic	**0.00086J**	mg/L	0.0050	0.00084	1	02/08/24 13:07	02/16/24 15:14	7440-38-2	
Barium	**0.028**	mg/L	0.0050	0.00047	1	02/08/24 13:07	02/16/24 15:14	7440-39-3	
Beryllium	ND	mg/L	0.00050	0.000094	1	02/08/24 13:07	02/16/24 15:14	7440-41-7	
Boron	**0.22**	mg/L	0.040	0.012	1	02/08/24 13:07	02/16/24 15:14	7440-42-8	
Cadmium	ND	mg/L	0.00050	0.00010	1	02/08/24 13:07	02/16/24 15:14	7440-43-9	
Chromium	ND	mg/L	0.0050	0.0019	1	02/08/24 13:07	02/16/24 15:14	7440-47-3	
Cobalt	ND	mg/L	0.0050	0.00032	1	02/08/24 13:07	02/16/24 15:14	7440-48-4	
Lead	**0.00018J**	mg/L	0.0010	0.00016	1	02/08/24 13:07	02/16/24 15:14	7439-92-1	
Lithium	ND	mg/L	0.030	0.0016	1	02/08/24 13:07	02/16/24 15:14	7439-93-2	
Molybdenum	ND	mg/L	0.010	0.00062	1	02/08/24 13:07	02/16/24 15:14	7439-98-7	
Selenium	**0.0013J**	mg/L	0.0050	0.00096	1	02/08/24 13:07	02/16/24 15:14	7782-49-2	
Thallium	ND	mg/L	0.0010	0.00038	1	02/08/24 13:07	02/16/24 15:14	7440-28-0	
7470 Mercury	Analytical Method: EPA 7470A Preparation Method: EPA 7470A Pace Analytical Services - Peachtree Corners, GA								
Mercury	ND	mg/L	0.00020	0.00013	1	02/15/24 14:15	02/15/24 18:17	7439-97-6	
2320B Alkalinity	Analytical Method: SM 2320B-2011 Pace Analytical Services - Asheville								
Alkalinity,Bicarbonate (CaCO3)	**168**	mg/L	5.0	5.0	1		02/08/24 17:30		
Alkalinity,Carbonate (CaCO3)	ND	mg/L	5.0	5.0	1		02/08/24 17:30		
Alkalinity, Total as CaCO3	**168**	mg/L	5.0	5.0	1		02/08/24 17:30		
2540C Total Dissolved Solids	Analytical Method: SM 2540C-2015 Pace Analytical Services - Asheville								
Total Dissolved Solids	**237**	mg/L	25.0	25.0	1		02/08/24 13:59		
4500S2D Sulfide Water	Analytical Method: SM 4500-S2D-2011 Pace Analytical Services - Asheville								
Sulfide	ND	mg/L	0.10	0.022	1		02/08/24 06:28	18496-25-8	
300.0 IC Anions 28 Days	Analytical Method: EPA 300.0 Rev 2.1 1993 Pace Analytical Services - Asheville								
Chloride	**3.5**	mg/L	1.0	0.60	1		02/08/24 05:02	16887-00-6	

REPORT OF LABORATORY ANALYSIS

This report shall not be reproduced, except in full,
without the written consent of Pace Analytical Services, LLC.

Pace Analytical Services, LLC
9800 Kincey Ave. Suite 100
Huntersville, NC 28078
(704)875-9092

ANALYTICAL RESULTS

Project: Bowen AP-1
Pace Project No.: 92711015

Sample: BOW-BGWC-19 **Lab ID: 92711015023** Collected: 02/02/24 14:00 Received: 02/06/24 10:22 Matrix: Water

Parameters	Results	Units	Report Limit	MDL	DF	Prepared	Analyzed	CAS No.	Qual
300.0 IC Anions 28 Days	Analytical Method: EPA 300.0 Rev 2.1 1993 Pace Analytical Services - Asheville								
Fluoride	**0.069J**	mg/L	0.10	0.050	1		02/08/24 05:02	16984-48-8	
Sulfate	**48.2**	mg/L	1.0	0.50	1		02/08/24 05:02	14808-79-8	

REPORT OF LABORATORY ANALYSIS

This report shall not be reproduced, except in full,
without the written consent of Pace Analytical Services, LLC.

Pace Analytical Services, LLC
9800 Kincey Ave. Suite 100
Huntersville, NC 28078
(704)875-9092

ANALYTICAL RESULTS

Project: Bowen AP-1
Pace Project No.: 92711015

Sample: BOW-BGWC-20 **Lab ID: 92711015024** Collected: 02/05/24 15:32 Received: 02/06/24 10:22 Matrix: Water

Parameters	Results	Units	Report Limit	MDL	DF	Prepared	Analyzed	CAS No.	Qual
6010D ATL ICP	Analytical Method: EPA 6010D Preparation Method: EPA 3010A Pace Analytical Services - Peachtree Corners, GA								
Potassium	**10.5**	mg/L	0.50	0.15	1	02/08/24 16:47	02/20/24 16:43	7440-09-7	
Calcium	**309**	mg/L	5.0	0.61	5	02/08/24 16:47	02/19/24 20:30	7440-70-2	
Iron	**0.13**	mg/L	0.040	0.025	1	02/08/24 16:47	02/19/24 19:56	7439-89-6	
Manganese	**0.89**	mg/L	0.040	0.011	1	02/08/24 16:47	02/19/24 19:56	7439-96-5	
Sodium	**35.1**	mg/L	1.0	0.58	1	02/08/24 16:47	02/19/24 19:56	7440-23-5	
Magnesium	**47.7**	mg/L	0.050	0.012	1	02/08/24 16:47	02/19/24 19:56	7439-95-4	
6020 MET ICPMS	Analytical Method: EPA 6020B Preparation Method: EPA 3005A Pace Analytical Services - Peachtree Corners, GA								
Antimony	ND	mg/L	0.0030	0.00054	1	02/08/24 13:07	02/16/24 15:18	7440-36-0	
Arsenic	**0.0011J**	mg/L	0.0050	0.00084	1	02/08/24 13:07	02/16/24 15:18	7440-38-2	
Barium	**0.034**	mg/L	0.0050	0.00047	1	02/08/24 13:07	02/16/24 15:18	7440-39-3	
Beryllium	ND	mg/L	0.00050	0.000094	1	02/08/24 13:07	02/16/24 15:18	7440-41-7	
Boron	**5.9**	mg/L	0.040	0.012	1	02/08/24 13:07	02/16/24 15:18	7440-42-8	
Cadmium	ND	mg/L	0.00050	0.00010	1	02/08/24 13:07	02/16/24 15:18	7440-43-9	
Chromium	ND	mg/L	0.0050	0.0019	1	02/08/24 13:07	02/16/24 15:18	7440-47-3	
Cobalt	**0.00034J**	mg/L	0.0050	0.00032	1	02/08/24 13:07	02/16/24 15:18	7440-48-4	
Lead	ND	mg/L	0.0010	0.00016	1	02/08/24 13:07	02/16/24 15:18	7439-92-1	
Lithium	**0.095**	mg/L	0.030	0.0016	1	02/08/24 13:07	02/16/24 15:18	7439-93-2	
Molybdenum	**0.056**	mg/L	0.010	0.00062	1	02/08/24 13:07	02/16/24 15:18	7439-98-7	
Selenium	ND	mg/L	0.0050	0.00096	1	02/08/24 13:07	02/16/24 15:18	7782-49-2	
Thallium	ND	mg/L	0.0010	0.00038	1	02/08/24 13:07	02/16/24 15:18	7440-28-0	
7470 Mercury	Analytical Method: EPA 7470A Preparation Method: EPA 7470A Pace Analytical Services - Peachtree Corners, GA								
Mercury	ND	mg/L	0.00020	0.00013	1	02/15/24 14:15	02/15/24 18:19	7439-97-6	
2320B Alkalinity	Analytical Method: SM 2320B-2011 Pace Analytical Services - Asheville								
Alkalinity,Bicarbonate (CaCO3)	**97.1**	mg/L	5.0	5.0	1		02/08/24 14:39		
Alkalinity,Carbonate (CaCO3)	ND	mg/L	5.0	5.0	1		02/08/24 14:39		
Alkalinity, Total as CaCO3	**97.1**	mg/L	5.0	5.0	1		02/08/24 14:39		
2540C Total Dissolved Solids	Analytical Method: SM 2540C-2015 Pace Analytical Services - Asheville								
Total Dissolved Solids	**1490**	mg/L	50.0	50.0	1		02/09/24 17:34		
4500S2D Sulfide Water	Analytical Method: SM 4500-S2D-2011 Pace Analytical Services - Asheville								
Sulfide	ND	mg/L	0.10	0.022	1		02/09/24 02:39	18496-25-8	
300.0 IC Anions 28 Days	Analytical Method: EPA 300.0 Rev 2.1 1993 Pace Analytical Services - Asheville								
Chloride	**140**	mg/L	14.0	8.4	14		02/08/24 10:09	16887-00-6	

REPORT OF LABORATORY ANALYSIS

This report shall not be reproduced, except in full,
without the written consent of Pace Analytical Services, LLC.

Pace Analytical Services, LLC
9800 Kincey Ave. Suite 100
Huntersville, NC 28078
(704)875-9092

ANALYTICAL RESULTS

Project: Bowen AP-1
Pace Project No.: 92711015

Sample: BOW-BGWC-20 **Lab ID: 92711015024** Collected: 02/05/24 15:32 Received: 02/06/24 10:22 Matrix: Water

Parameters	Results	Units	Report Limit	MDL	DF	Prepared	Analyzed	CAS No.	Qual
300.0 IC Anions 28 Days	Analytical Method: EPA 300.0 Rev 2.1 1993 Pace Analytical Services - Asheville								
Fluoride	**0.056J**	mg/L	0.10	0.050	1		02/08/24 05:17	16984-48-8	
Sulfate	**649**	mg/L	14.0	7.0	14		02/08/24 10:09	14808-79-8	

REPORT OF LABORATORY ANALYSIS

This report shall not be reproduced, except in full,
without the written consent of Pace Analytical Services, LLC.

Pace Analytical Services, LLC
9800 Kincey Ave. Suite 100
Huntersville, NC 28078
(704)875-9092

ANALYTICAL RESULTS

Project: Bowen AP-1
Pace Project No.: 92711015

Sample: BOW-BGWC-21 **Lab ID: 92711015025** Collected: 02/05/24 15:31 Received: 02/06/24 10:22 Matrix: Water

Parameters	Results	Units	Report Limit	MDL	DF	Prepared	Analyzed	CAS No.	Qual
6010D ATL ICP	Analytical Method: EPA 6010D Preparation Method: EPA 3010A Pace Analytical Services - Peachtree Corners, GA								
Iron	**0.39**	mg/L	0.040	0.025	1	02/08/24 16:47	02/19/24 20:01	7439-89-6	
Manganese	**0.067**	mg/L	0.040	0.011	1	02/08/24 16:47	02/19/24 20:01	7439-96-5	
Sodium	**2.4**	mg/L	1.0	0.58	1	02/08/24 16:47	02/19/24 20:01	7440-23-5	
Calcium	**45.9**	mg/L	1.0	0.12	1	02/08/24 16:47	02/19/24 20:01	7440-70-2	M1
Magnesium	**26.0**	mg/L	0.050	0.012	1	02/08/24 16:47	02/19/24 20:01	7439-95-4	
Potassium	**1.6**	mg/L	0.50	0.15	1	02/08/24 16:47	02/20/24 16:48	7440-09-7	
6020 MET ICPMS	Analytical Method: EPA 6020B Preparation Method: EPA 3005A Pace Analytical Services - Peachtree Corners, GA								
Antimony	ND	mg/L	0.0030	0.00054	1	02/08/24 10:00	02/09/24 16:02	7440-36-0	
Arsenic	ND	mg/L	0.0050	0.00084	1	02/08/24 10:00	02/09/24 16:02	7440-38-2	
Barium	**0.027**	mg/L	0.0050	0.00047	1	02/08/24 10:00	02/09/24 16:02	7440-39-3	
Beryllium	ND	mg/L	0.00050	0.000094	1	02/08/24 10:00	02/09/24 16:02	7440-41-7	
Boron	**0.039J**	mg/L	0.040	0.012	1	02/08/24 10:00	02/09/24 16:02	7440-42-8	
Cadmium	ND	mg/L	0.00050	0.00010	1	02/08/24 10:00	02/09/24 16:02	7440-43-9	
Chromium	ND	mg/L	0.0050	0.0019	1	02/08/24 10:00	02/09/24 16:02	7440-47-3	
Cobalt	**0.0030J**	mg/L	0.0050	0.00032	1	02/08/24 10:00	02/09/24 16:02	7440-48-4	
Lead	ND	mg/L	0.0010	0.00016	1	02/08/24 10:00	02/09/24 16:02	7439-92-1	
Lithium	ND	mg/L	0.030	0.0016	1	02/08/24 10:00	02/09/24 16:02	7439-93-2	
Molybdenum	**0.0040J**	mg/L	0.010	0.00062	1	02/08/24 10:00	02/09/24 16:02	7439-98-7	
Selenium	ND	mg/L	0.0050	0.00096	1	02/08/24 10:00	02/09/24 16:02	7782-49-2	
Thallium	ND	mg/L	0.0010	0.00038	1	02/08/24 10:00	02/09/24 16:02	7440-28-0	
7470 Mercury	Analytical Method: EPA 7470A Preparation Method: EPA 7470A Pace Analytical Services - Peachtree Corners, GA								
Mercury	ND	mg/L	0.00020	0.00013	1	02/15/24 14:15	02/15/24 18:22	7439-97-6	
2320B Alkalinity	Analytical Method: SM 2320B-2011 Pace Analytical Services - Asheville								
Alkalinity,Bicarbonate (CaCO3)	**171**	mg/L	5.0	5.0	1		02/08/24 14:48		
Alkalinity,Carbonate (CaCO3)	ND	mg/L	5.0	5.0	1		02/08/24 14:48		
Alkalinity, Total as CaCO3	**171**	mg/L	5.0	5.0	1		02/08/24 14:48		
2540C Total Dissolved Solids	Analytical Method: SM 2540C-2015 Pace Analytical Services - Asheville								
Total Dissolved Solids	**267**	mg/L	25.0	25.0	1		02/09/24 17:34		
4500S2D Sulfide Water	Analytical Method: SM 4500-S2D-2011 Pace Analytical Services - Asheville								
Sulfide	ND	mg/L	0.10	0.022	1		02/09/24 02:39	18496-25-8	
300.0 IC Anions 28 Days	Analytical Method: EPA 300.0 Rev 2.1 1993 Pace Analytical Services - Asheville								
Chloride	**5.2**	mg/L	1.0	0.60	1		02/08/24 00:53	16887-00-6	

REPORT OF LABORATORY ANALYSIS

This report shall not be reproduced, except in full,
without the written consent of Pace Analytical Services, LLC.

Pace Analytical Services, LLC
9800 Kincey Ave. Suite 100
Huntersville, NC 28078
(704)875-9092

ANALYTICAL RESULTS

Project: Bowen AP-1
Pace Project No.: 92711015

Sample: BOW-BGWC-21 **Lab ID: 92711015025** Collected: 02/05/24 15:31 Received: 02/06/24 10:22 Matrix: Water

Parameters	Results	Units	Report Limit	MDL	DF	Prepared	Analyzed	CAS No.	Qual
300.0 IC Anions 28 Days	Analytical Method: EPA 300.0 Rev 2.1 1993 Pace Analytical Services - Asheville								
Fluoride	ND	mg/L	0.10	0.050	1		02/08/24 00:53	16984-48-8	
Sulfate	**50.7**	mg/L	1.0	0.50	1		02/08/24 00:53	14808-79-8	

REPORT OF LABORATORY ANALYSIS

This report shall not be reproduced, except in full,
without the written consent of Pace Analytical Services, LLC.

Pace Analytical Services, LLC
9800 Kincey Ave. Suite 100
Huntersville, NC 28078
(704)875-9092

ANALYTICAL RESULTS

Project: Bowen AP-1
Pace Project No.: 92711015

Sample: BOW-BGWC-31 **Lab ID: 92711015026** Collected: 02/02/24 13:12 Received: 02/06/24 10:22 Matrix: Water

Parameters	Results	Units	Report Limit	MDL	DF	Prepared	Analyzed	CAS No.	Qual
6010D ATL ICP	Analytical Method: EPA 6010D Preparation Method: EPA 3010A Pace Analytical Services - Peachtree Corners, GA								
Iron	**1.6**	mg/L	0.040	0.025	1	02/08/24 16:47	02/19/24 20:52	7439-89-6	
Manganese	**0.17**	mg/L	0.040	0.011	1	02/08/24 16:47	02/19/24 20:52	7439-96-5	
Potassium	**1.6**	mg/L	0.50	0.15	1	02/08/24 16:47	02/19/24 20:52	7440-09-7	
Sodium	**8.0**	mg/L	1.0	0.58	1	02/08/24 16:47	02/19/24 20:52	7440-23-5	
Calcium	**79.3**	mg/L	1.0	0.12	1	02/08/24 16:47	02/19/24 20:52	7440-70-2	
Magnesium	**38.1**	mg/L	0.050	0.012	1	02/08/24 16:47	02/19/24 20:52	7439-95-4	
6020 MET ICPMS	Analytical Method: EPA 6020B Preparation Method: EPA 3005A Pace Analytical Services - Peachtree Corners, GA								
Antimony	**0.0023J**	mg/L	0.0030	0.00054	1	02/08/24 10:00	02/09/24 16:19	7440-36-0	B
Arsenic	**0.0023J**	mg/L	0.0050	0.00084	1	02/08/24 10:00	02/09/24 16:19	7440-38-2	
Barium	**0.044**	mg/L	0.0050	0.00047	1	02/08/24 10:00	02/09/24 16:19	7440-39-3	
Beryllium	ND	mg/L	0.00050	0.000094	1	02/08/24 10:00	02/09/24 16:19	7440-41-7	
Boron	**0.70**	mg/L	0.040	0.012	1	02/08/24 10:00	02/09/24 16:19	7440-42-8	
Cadmium	ND	mg/L	0.00050	0.00010	1	02/08/24 10:00	02/09/24 16:19	7440-43-9	
Chromium	ND	mg/L	0.0050	0.0019	1	02/08/24 10:00	02/09/24 16:19	7440-47-3	
Cobalt	ND	mg/L	0.0050	0.00032	1	02/08/24 10:00	02/09/24 16:19	7440-48-4	
Lead	**0.00043J**	mg/L	0.0010	0.00016	1	02/08/24 10:00	02/09/24 16:19	7439-92-1	
Lithium	ND	mg/L	0.030	0.0016	1	02/08/24 10:00	02/09/24 16:19	7439-93-2	
Molybdenum	ND	mg/L	0.010	0.00062	1	02/08/24 10:00	02/09/24 16:19	7439-98-7	
Selenium	ND	mg/L	0.0050	0.00096	1	02/08/24 10:00	02/09/24 16:19	7782-49-2	
Thallium	ND	mg/L	0.0010	0.00038	1	02/08/24 10:00	02/09/24 16:19	7440-28-0	
7470 Mercury	Analytical Method: EPA 7470A Preparation Method: EPA 7470A Pace Analytical Services - Peachtree Corners, GA								
Mercury	ND	mg/L	0.00020	0.00013	1	02/15/24 14:15	02/15/24 18:24	7439-97-6	
2320B Alkalinity	Analytical Method: SM 2320B-2011 Pace Analytical Services - Asheville								
Alkalinity,Bicarbonate (CaCO3)	**203**	mg/L	5.0	5.0	1		02/08/24 17:41		
Alkalinity,Carbonate (CaCO3)	ND	mg/L	5.0	5.0	1		02/08/24 17:41		
Alkalinity, Total as CaCO3	**203**	mg/L	5.0	5.0	1		02/08/24 17:41		
2540C Total Dissolved Solids	Analytical Method: SM 2540C-2015 Pace Analytical Services - Asheville								
Total Dissolved Solids	**443**	mg/L	25.0	25.0	1		02/08/24 13:59		
4500S2D Sulfide Water	Analytical Method: SM 4500-S2D-2011 Pace Analytical Services - Asheville								
Sulfide	**0.10**	mg/L	0.10	0.022	1		02/08/24 06:28	18496-25-8	
300.0 IC Anions 28 Days	Analytical Method: EPA 300.0 Rev 2.1 1993 Pace Analytical Services - Asheville								
Chloride	**28.9**	mg/L	1.0	0.60	1		02/08/24 01:08	16887-00-6	

REPORT OF LABORATORY ANALYSIS

This report shall not be reproduced, except in full,
without the written consent of Pace Analytical Services, LLC.

Pace Analytical Services, LLC
9800 Kincey Ave. Suite 100
Huntersville, NC 28078
(704)875-9092

ANALYTICAL RESULTS

Project: Bowen AP-1
Pace Project No.: 92711015

Sample: BOW-BGWC-31 **Lab ID: 92711015026** Collected: 02/02/24 13:12 Received: 02/06/24 10:22 Matrix: Water

Parameters	Results	Units	Report Limit	MDL	DF	Prepared	Analyzed	CAS No.	Qual
300.0 IC Anions 28 Days	Analytical Method: EPA 300.0 Rev 2.1 1993 Pace Analytical Services - Asheville								
Fluoride	ND	mg/L	0.10	0.050	1		02/08/24 01:08	16984-48-8	
Sulfate	**120**	mg/L	3.0	1.5	3		02/08/24 13:51	14808-79-8	

REPORT OF LABORATORY ANALYSIS

This report shall not be reproduced, except in full,
without the written consent of Pace Analytical Services, LLC.

Pace Analytical Services, LLC
9800 Kincey Ave. Suite 100
Huntersville, NC 28078
(704)875-9092

ANALYTICAL RESULTS

Project: Bowen AP-1
Pace Project No.: 92711015

Sample: BOW-BGWC-25 **Lab ID: 92711015027** Collected: 02/05/24 14:42 Received: 02/06/24 10:22 Matrix: Water

Parameters	Results	Units	Report Limit	MDL	DF	Prepared	Analyzed	CAS No.	Qual
6010D ATL ICP	Analytical Method: EPA 6010D Preparation Method: EPA 3010A Pace Analytical Services - Peachtree Corners, GA								
Iron	**0.45**	mg/L	0.040	0.025	1	02/08/24 16:47	02/19/24 20:57	7439-89-6	
Manganese	**0.33**	mg/L	0.040	0.011	1	02/08/24 16:47	02/19/24 20:57	7439-96-5	
Potassium	**1.0**	mg/L	0.50	0.15	1	02/08/24 16:47	02/19/24 20:57	7440-09-7	
Sodium	**2.3**	mg/L	1.0	0.58	1	02/08/24 16:47	02/19/24 20:57	7440-23-5	
Calcium	**57.6**	mg/L	1.0	0.12	1	02/08/24 16:47	02/19/24 20:57	7440-70-2	
Magnesium	**26.6**	mg/L	0.050	0.012	1	02/08/24 16:47	02/19/24 20:57	7439-95-4	
6020 MET ICPMS	Analytical Method: EPA 6020B Preparation Method: EPA 3005A Pace Analytical Services - Peachtree Corners, GA								
Antimony	**0.00058J**	mg/L	0.0030	0.00054	1	02/08/24 10:00	02/09/24 16:23	7440-36-0	B
Arsenic	ND	mg/L	0.0050	0.00084	1	02/08/24 10:00	02/09/24 16:23	7440-38-2	
Barium	**0.016**	mg/L	0.0050	0.00047	1	02/08/24 10:00	02/09/24 16:23	7440-39-3	
Beryllium	ND	mg/L	0.00050	0.000094	1	02/08/24 10:00	02/09/24 16:23	7440-41-7	
Boron	**0.097**	mg/L	0.040	0.012	1	02/08/24 10:00	02/09/24 16:23	7440-42-8	
Cadmium	ND	mg/L	0.00050	0.00010	1	02/08/24 10:00	02/09/24 16:23	7440-43-9	
Chromium	ND	mg/L	0.0050	0.0019	1	02/08/24 10:00	02/09/24 16:23	7440-47-3	
Cobalt	ND	mg/L	0.0050	0.00032	1	02/08/24 10:00	02/09/24 16:23	7440-48-4	
Lead	ND	mg/L	0.0010	0.00016	1	02/08/24 10:00	02/09/24 16:23	7439-92-1	
Lithium	ND	mg/L	0.030	0.0016	1	02/08/24 10:00	02/09/24 16:23	7439-93-2	
Molybdenum	ND	mg/L	0.010	0.00062	1	02/08/24 10:00	02/09/24 16:23	7439-98-7	
Selenium	ND	mg/L	0.0050	0.00096	1	02/08/24 10:00	02/09/24 16:23	7782-49-2	
Thallium	ND	mg/L	0.0010	0.00038	1	02/08/24 10:00	02/09/24 16:23	7440-28-0	
7470 Mercury	Analytical Method: EPA 7470A Preparation Method: EPA 7470A Pace Analytical Services - Peachtree Corners, GA								
Mercury	ND	mg/L	0.00020	0.00013	1	02/15/24 14:15	02/15/24 18:32	7439-97-6	
2320B Alkalinity	Analytical Method: SM 2320B-2011 Pace Analytical Services - Asheville								
Alkalinity,Bicarbonate (CaCO3)	**199**	mg/L	5.0	5.0	1		02/08/24 14:59		
Alkalinity,Carbonate (CaCO3)	ND	mg/L	5.0	5.0	1		02/08/24 14:59		
Alkalinity, Total as CaCO3	**199**	mg/L	5.0	5.0	1		02/08/24 14:59		
2540C Total Dissolved Solids	Analytical Method: SM 2540C-2015 Pace Analytical Services - Asheville								
Total Dissolved Solids	**279**	mg/L	25.0	25.0	1		02/09/24 17:34		
4500S2D Sulfide Water	Analytical Method: SM 4500-S2D-2011 Pace Analytical Services - Asheville								
Sulfide	**0.061J**	mg/L	0.10	0.022	1		02/09/24 02:41	18496-25-8	
300.0 IC Anions 28 Days	Analytical Method: EPA 300.0 Rev 2.1 1993 Pace Analytical Services - Asheville								
Chloride	**17.6**	mg/L	1.0	0.60	1		02/08/24 01:51	16887-00-6	

REPORT OF LABORATORY ANALYSIS

This report shall not be reproduced, except in full,
without the written consent of Pace Analytical Services, LLC.

Pace Analytical Services, LLC
9800 Kincey Ave. Suite 100
Huntersville, NC 28078
(704)875-9092

ANALYTICAL RESULTS

Project: Bowen AP-1
Pace Project No.: 92711015

Sample: BOW-BGWC-25 **Lab ID: 92711015027** Collected: 02/05/24 14:42 Received: 02/06/24 10:22 Matrix: Water

Parameters	Results	Units	Report Limit	MDL	DF	Prepared	Analyzed	CAS No.	Qual
300.0 IC Anions 28 Days	Analytical Method: EPA 300.0 Rev 2.1 1993 Pace Analytical Services - Asheville								
Fluoride	ND	mg/L	0.10	0.050	1		02/08/24 01:51	16984-48-8	
Sulfate	**34.6**	mg/L	1.0	0.50	1		02/08/24 01:51	14808-79-8	

REPORT OF LABORATORY ANALYSIS

This report shall not be reproduced, except in full,
without the written consent of Pace Analytical Services, LLC.

Pace Analytical Services, LLC
9800 Kincey Ave. Suite 100
Huntersville, NC 28078
(704)875-9092

ANALYTICAL RESULTS

Project: Bowen AP-1
Pace Project No.: 92711015

Sample: BOW-BGWC-34D **Lab ID: 92711015028** Collected: 02/05/24 13:10 Received: 02/06/24 10:22 Matrix: Water

Parameters	Results	Units	Report Limit	MDL	DF	Prepared	Analyzed	CAS No.	Qual
6010D ATL ICP	Analytical Method: EPA 6010D Preparation Method: EPA 3010A Pace Analytical Services - Peachtree Corners, GA								
Iron	**1.1**	mg/L	0.040	0.025	1	02/08/24 16:47	02/19/24 21:01	7439-89-6	
Manganese	**0.014J**	mg/L	0.040	0.011	1	02/08/24 16:47	02/19/24 21:01	7439-96-5	
Potassium	**2.1**	mg/L	0.50	0.15	1	02/08/24 16:47	02/19/24 21:01	7440-09-7	
Sodium	**6.9**	mg/L	1.0	0.58	1	02/08/24 16:47	02/19/24 21:01	7440-23-5	
Calcium	**129**	mg/L	1.0	0.12	1	02/08/24 16:47	02/19/24 21:01	7440-70-2	
Magnesium	**34.9**	mg/L	0.050	0.012	1	02/08/24 16:47	02/19/24 21:01	7439-95-4	
6020 MET ICPMS	Analytical Method: EPA 6020B Preparation Method: EPA 3005A Pace Analytical Services - Peachtree Corners, GA								
Antimony	ND	mg/L	0.0030	0.00054	1	02/08/24 10:00	02/09/24 16:27	7440-36-0	
Arsenic	**0.013**	mg/L	0.0050	0.00084	1	02/08/24 10:00	02/09/24 16:27	7440-38-2	
Barium	**0.057**	mg/L	0.0050	0.00047	1	02/08/24 10:00	02/09/24 16:27	7440-39-3	
Beryllium	ND	mg/L	0.00050	0.000094	1	02/08/24 10:00	02/09/24 16:27	7440-41-7	
Boron	**0.38**	mg/L	0.040	0.012	1	02/08/24 10:00	02/09/24 16:27	7440-42-8	
Cadmium	ND	mg/L	0.00050	0.00010	1	02/08/24 10:00	02/09/24 16:27	7440-43-9	
Chromium	ND	mg/L	0.0050	0.0019	1	02/08/24 10:00	02/09/24 16:27	7440-47-3	
Cobalt	**0.0013J**	mg/L	0.0050	0.00032	1	02/08/24 10:00	02/09/24 16:27	7440-48-4	
Lead	ND	mg/L	0.0010	0.00016	1	02/08/24 10:00	02/09/24 16:27	7439-92-1	
Lithium	ND	mg/L	0.030	0.0016	1	02/08/24 10:00	02/09/24 16:27	7439-93-2	
Molybdenum	**0.0010J**	mg/L	0.010	0.00062	1	02/08/24 10:00	02/09/24 16:27	7439-98-7	
Selenium	ND	mg/L	0.0050	0.00096	1	02/08/24 10:00	02/09/24 16:27	7782-49-2	
Thallium	ND	mg/L	0.0010	0.00038	1	02/08/24 10:00	02/09/24 16:27	7440-28-0	
7470 Mercury	Analytical Method: EPA 7470A Preparation Method: EPA 7470A Pace Analytical Services - Peachtree Corners, GA								
Mercury	ND	mg/L	0.00020	0.00013	1	02/15/24 14:15	02/15/24 18:35	7439-97-6	
2320B Alkalinity	Analytical Method: SM 2320B-2011 Pace Analytical Services - Asheville								
Alkalinity,Bicarbonate (CaCO3)	**236**	mg/L	5.0	5.0	1		02/08/24 16:38		
Alkalinity,Carbonate (CaCO3)	ND	mg/L	5.0	5.0	1		02/08/24 16:38		
Alkalinity, Total as CaCO3	**236**	mg/L	5.0	5.0	1		02/08/24 16:38		
2540C Total Dissolved Solids	Analytical Method: SM 2540C-2015 Pace Analytical Services - Asheville								
Total Dissolved Solids	**578**	mg/L	25.0	25.0	1		02/09/24 17:35		
4500S2D Sulfide Water	Analytical Method: SM 4500-S2D-2011 Pace Analytical Services - Asheville								
Sulfide	ND	mg/L	0.10	0.022	1		02/09/24 02:42	18496-25-8	
300.0 IC Anions 28 Days	Analytical Method: EPA 300.0 Rev 2.1 1993 Pace Analytical Services - Asheville								
Chloride	**46.2**	mg/L	1.0	0.60	1		02/08/24 02:05	16887-00-6	

REPORT OF LABORATORY ANALYSIS

This report shall not be reproduced, except in full,
without the written consent of Pace Analytical Services, LLC.

Pace Analytical Services, LLC
9800 Kincey Ave. Suite 100
Huntersville, NC 28078
(704)875-9092

ANALYTICAL RESULTS

Project: Bowen AP-1
Pace Project No.: 92711015

Sample: BOW-BGWC-34D **Lab ID: 92711015028** Collected: 02/05/24 13:10 Received: 02/06/24 10:22 Matrix: Water

Parameters	Results	Units	Report Limit	MDL	DF	Prepared	Analyzed	CAS No.	Qual
300.0 IC Anions 28 Days	Analytical Method: EPA 300.0 Rev 2.1 1993 Pace Analytical Services - Asheville								
Fluoride	ND	mg/L	0.10	0.050	1		02/08/24 02:05	16984-48-8	
Sulfate	**154**	mg/L	3.0	1.5	3		02/08/24 14:06	14808-79-8	

REPORT OF LABORATORY ANALYSIS

This report shall not be reproduced, except in full,
without the written consent of Pace Analytical Services, LLC.

Pace Analytical Services, LLC
9800 Kincey Ave. Suite 100
Huntersville, NC 28078
(704)875-9092

ANALYTICAL RESULTS

Project: Bowen AP-1
Pace Project No.: 92711015

Sample: BOW-BGWC-51 **Lab ID: 92711015029** Collected: 02/05/24 11:11 Received: 02/06/24 10:22 Matrix: Water

Parameters	Results	Units	Report Limit	MDL	DF	Prepared	Analyzed	CAS No.	Qual
6010D ATL ICP	Analytical Method: EPA 6010D Preparation Method: EPA 3010A Pace Analytical Services - Peachtree Corners, GA								
Iron	ND	mg/L	0.040	0.025	1	02/08/24 16:47	02/19/24 21:06	7439-89-6	
Manganese	ND	mg/L	0.040	0.011	1	02/08/24 16:47	02/19/24 21:06	7439-96-5	
Potassium	**2.5**	mg/L	0.50	0.15	1	02/08/24 16:47	02/19/24 21:06	7440-09-7	
Sodium	**5.2**	mg/L	1.0	0.58	1	02/08/24 16:47	02/19/24 21:06	7440-23-5	
Calcium	**73.1**	mg/L	1.0	0.12	1	02/08/24 16:47	02/19/24 21:06	7440-70-2	
Magnesium	**16.4**	mg/L	0.050	0.012	1	02/08/24 16:47	02/19/24 21:06	7439-95-4	
6020 MET ICPMS	Analytical Method: EPA 6020B Preparation Method: EPA 3005A Pace Analytical Services - Peachtree Corners, GA								
Antimony	ND	mg/L	0.0030	0.00054	1	02/08/24 10:00	02/09/24 16:32	7440-36-0	
Arsenic	ND	mg/L	0.0050	0.00084	1	02/08/24 10:00	02/09/24 16:32	7440-38-2	
Barium	**0.0058**	mg/L	0.0050	0.00047	1	02/08/24 10:00	02/09/24 16:32	7440-39-3	
Beryllium	ND	mg/L	0.00050	0.000094	1	02/08/24 10:00	02/09/24 16:32	7440-41-7	
Boron	**1.3**	mg/L	0.040	0.012	1	02/08/24 10:00	02/09/24 16:32	7440-42-8	
Cadmium	ND	mg/L	0.00050	0.00010	1	02/08/24 10:00	02/09/24 16:32	7440-43-9	
Chromium	ND	mg/L	0.0050	0.0019	1	02/08/24 10:00	02/09/24 16:32	7440-47-3	
Cobalt	ND	mg/L	0.0050	0.00032	1	02/08/24 10:00	02/09/24 16:32	7440-48-4	
Lead	ND	mg/L	0.0010	0.00016	1	02/08/24 10:00	02/09/24 16:32	7439-92-1	
Lithium	ND	mg/L	0.030	0.0016	1	02/08/24 10:00	02/09/24 16:32	7439-93-2	
Molybdenum	ND	mg/L	0.010	0.00062	1	02/08/24 10:00	02/09/24 16:32	7439-98-7	
Selenium	**0.0040J**	mg/L	0.0050	0.00096	1	02/08/24 10:00	02/09/24 16:32	7782-49-2	
Thallium	ND	mg/L	0.0010	0.00038	1	02/08/24 10:00	02/09/24 16:32	7440-28-0	
7470 Mercury	Analytical Method: EPA 7470A Preparation Method: EPA 7470A Pace Analytical Services - Peachtree Corners, GA								
Mercury	ND	mg/L	0.00020	0.00013	1	02/15/24 14:15	02/15/24 18:38	7439-97-6	
2320B Alkalinity	Analytical Method: SM 2320B-2011 Pace Analytical Services - Asheville								
Alkalinity,Bicarbonate (CaCO3)	**141**	mg/L	5.0	5.0	1		02/08/24 15:21		
Alkalinity,Carbonate (CaCO3)	ND	mg/L	5.0	5.0	1		02/08/24 15:21		
Alkalinity, Total as CaCO3	**141**	mg/L	5.0	5.0	1		02/08/24 15:21		
2540C Total Dissolved Solids	Analytical Method: SM 2540C-2015 Pace Analytical Services - Asheville								
Total Dissolved Solids	**335**	mg/L	25.0	25.0	1		02/09/24 17:35		
4500S2D Sulfide Water	Analytical Method: SM 4500-S2D-2011 Pace Analytical Services - Asheville								
Sulfide	ND	mg/L	0.10	0.022	1		02/09/24 02:43	18496-25-8	
300.0 IC Anions 28 Days	Analytical Method: EPA 300.0 Rev 2.1 1993 Pace Analytical Services - Asheville								
Chloride	**42.6**	mg/L	1.0	0.60	1		02/08/24 02:20	16887-00-6	

REPORT OF LABORATORY ANALYSIS

This report shall not be reproduced, except in full,
without the written consent of Pace Analytical Services, LLC.

Pace Analytical Services, LLC
9800 Kincey Ave. Suite 100
Huntersville, NC 28078
(704)875-9092

ANALYTICAL RESULTS

Project: Bowen AP-1
Pace Project No.: 92711015

Sample: BOW-BGWC-51 **Lab ID: 92711015029** Collected: 02/05/24 11:11 Received: 02/06/24 10:22 Matrix: Water

Parameters	Results	Units	Report Limit	MDL	DF	Prepared	Analyzed	CAS No.	Qual
300.0 IC Anions 28 Days	Analytical Method: EPA 300.0 Rev 2.1 1993 Pace Analytical Services - Asheville								
Fluoride	**0.13**	mg/L	0.10	0.050	1		02/08/24 02:20	16984-48-8	
Sulfate	**60.5**	mg/L	1.0	0.50	1		02/08/24 02:20	14808-79-8	

REPORT OF LABORATORY ANALYSIS

This report shall not be reproduced, except in full,
without the written consent of Pace Analytical Services, LLC.

Pace Analytical Services, LLC
9800 Kincey Ave. Suite 100
Huntersville, NC 28078
(704)875-9092

ANALYTICAL RESULTS

Project: Bowen AP-1
Pace Project No.: 92711015

Sample: BOW-BGWC-52 **Lab ID: 92711015030** Collected: 02/05/24 13:35 Received: 02/06/24 10:22 Matrix: Water

Parameters	Results	Units	Report Limit	MDL	DF	Prepared	Analyzed	CAS No.	Qual
6010D ATL ICP	Analytical Method: EPA 6010D Preparation Method: EPA 3010A Pace Analytical Services - Peachtree Corners, GA								
Iron	**0.055**	mg/L	0.040	0.025	1	02/08/24 16:47	02/19/24 21:11	7439-89-6	
Manganese	ND	mg/L	0.040	0.011	1	02/08/24 16:47	02/19/24 21:11	7439-96-5	
Potassium	**2.5**	mg/L	0.50	0.15	1	02/08/24 16:47	02/19/24 21:11	7440-09-7	
Sodium	**5.4**	mg/L	1.0	0.58	1	02/08/24 16:47	02/19/24 21:11	7440-23-5	
Calcium	**57.8**	mg/L	1.0	0.12	1	02/08/24 16:47	02/19/24 21:11	7440-70-2	
Magnesium	**10.9**	mg/L	0.050	0.012	1	02/08/24 16:47	02/19/24 21:11	7439-95-4	
6020 MET ICPMS	Analytical Method: EPA 6020B Preparation Method: EPA 3005A Pace Analytical Services - Peachtree Corners, GA								
Antimony	ND	mg/L	0.0030	0.00054	1	02/08/24 10:00	02/09/24 16:54	7440-36-0	
Arsenic	ND	mg/L	0.0050	0.00084	1	02/08/24 10:00	02/09/24 16:54	7440-38-2	
Barium	**0.019**	mg/L	0.0050	0.00047	1	02/08/24 10:00	02/09/24 16:54	7440-39-3	
Beryllium	ND	mg/L	0.00050	0.000094	1	02/08/24 10:00	02/09/24 16:54	7440-41-7	
Boron	**0.77**	mg/L	0.040	0.012	1	02/08/24 10:00	02/09/24 16:54	7440-42-8	
Cadmium	ND	mg/L	0.00050	0.00010	1	02/08/24 10:00	02/09/24 16:54	7440-43-9	
Chromium	ND	mg/L	0.0050	0.0019	1	02/08/24 10:00	02/09/24 16:54	7440-47-3	
Cobalt	**0.00035J**	mg/L	0.0050	0.00032	1	02/08/24 10:00	02/09/24 16:54	7440-48-4	
Lead	ND	mg/L	0.0010	0.00016	1	02/08/24 10:00	02/09/24 16:54	7439-92-1	
Lithium	ND	mg/L	0.030	0.0016	1	02/08/24 10:00	02/09/24 16:54	7439-93-2	
Molybdenum	**0.0040J**	mg/L	0.010	0.00062	1	02/08/24 10:00	02/09/24 16:54	7439-98-7	
Selenium	**0.0014J**	mg/L	0.0050	0.00096	1	02/08/24 10:00	02/09/24 16:54	7782-49-2	
Thallium	ND	mg/L	0.0010	0.00038	1	02/08/24 10:00	02/09/24 16:54	7440-28-0	
7470 Mercury	Analytical Method: EPA 7470A Preparation Method: EPA 7470A Pace Analytical Services - Peachtree Corners, GA								
Mercury	ND	mg/L	0.00020	0.00013	1	02/15/24 14:15	02/15/24 18:43	7439-97-6	
2320B Alkalinity	Analytical Method: SM 2320B-2011 Pace Analytical Services - Asheville								
Alkalinity,Bicarbonate (CaCO3)	**95.9**	mg/L	5.0	5.0	1		02/08/24 15:32		
Alkalinity,Carbonate (CaCO3)	ND	mg/L	5.0	5.0	1		02/08/24 15:32		
Alkalinity, Total as CaCO3	**95.9**	mg/L	5.0	5.0	1		02/08/24 15:32		
2540C Total Dissolved Solids	Analytical Method: SM 2540C-2015 Pace Analytical Services - Asheville								
Total Dissolved Solids	**268**	mg/L	25.0	25.0	1		02/09/24 17:35		
4500S2D Sulfide Water	Analytical Method: SM 4500-S2D-2011 Pace Analytical Services - Asheville								
Sulfide	ND	mg/L	0.10	0.022	1		02/09/24 02:43	18496-25-8	
300.0 IC Anions 28 Days	Analytical Method: EPA 300.0 Rev 2.1 1993 Pace Analytical Services - Asheville								
Chloride	**34.0**	mg/L	1.0	0.60	1		02/08/24 02:34	16887-00-6	

REPORT OF LABORATORY ANALYSIS

This report shall not be reproduced, except in full,
without the written consent of Pace Analytical Services, LLC.

Pace Analytical Services, LLC
9800 Kincey Ave. Suite 100
Huntersville, NC 28078
(704)875-9092

ANALYTICAL RESULTS

Project: Bowen AP-1
Pace Project No.: 92711015

Sample: BOW-BGWC-52 **Lab ID: 92711015030** Collected: 02/05/24 13:35 Received: 02/06/24 10:22 Matrix: Water

Parameters	Results	Units	Report Limit	MDL	DF	Prepared	Analyzed	CAS No.	Qual
300.0 IC Anions 28 Days	Analytical Method: EPA 300.0 Rev 2.1 1993 Pace Analytical Services - Asheville								
Fluoride	**0.085J**	mg/L	0.10	0.050	1		02/08/24 02:34	16984-48-8	
Sulfate	**52.0**	mg/L	1.0	0.50	1		02/08/24 02:34	14808-79-8	

REPORT OF LABORATORY ANALYSIS

This report shall not be reproduced, except in full,
without the written consent of Pace Analytical Services, LLC.

Pace Analytical Services, LLC
9800 Kincey Ave. Suite 100
Huntersville, NC 28078
(704)875-9092

ANALYTICAL RESULTS

Project: Bowen AP-1
Pace Project No.: 92711015

Sample: BOW-AP1-FD-03 **Lab ID: 92711015031** Collected: 02/05/24 00:00 Received: 02/06/24 10:22 Matrix: Water

Parameters	Results	Units	Report Limit	MDL	DF	Prepared	Analyzed	CAS No.	Qual
6010D ATL ICP	Analytical Method: EPA 6010D Preparation Method: EPA 3010A Pace Analytical Services - Peachtree Corners, GA								
Iron	**0.43**	mg/L	0.040	0.025	1	02/08/24 16:47	02/19/24 21:21	7439-89-6	
Manganese	**0.32**	mg/L	0.040	0.011	1	02/08/24 16:47	02/19/24 21:21	7439-96-5	
Potassium	**0.88**	mg/L	0.50	0.15	1	02/08/24 16:47	02/19/24 21:21	7440-09-7	
Sodium	**2.2**	mg/L	1.0	0.58	1	02/08/24 16:47	02/19/24 21:21	7440-23-5	
Calcium	**56.0**	mg/L	1.0	0.12	1	02/08/24 16:47	02/19/24 21:21	7440-70-2	
Magnesium	**26.2**	mg/L	0.050	0.012	1	02/08/24 16:47	02/19/24 21:21	7439-95-4	
6020 MET ICPMS	Analytical Method: EPA 6020B Preparation Method: EPA 3005A Pace Analytical Services - Peachtree Corners, GA								
Antimony	ND	mg/L	0.0030	0.00054	1	02/08/24 10:00	02/09/24 16:58	7440-36-0	
Arsenic	ND	mg/L	0.0050	0.00084	1	02/08/24 10:00	02/09/24 16:58	7440-38-2	
Barium	**0.017**	mg/L	0.0050	0.00047	1	02/08/24 10:00	02/09/24 16:58	7440-39-3	
Beryllium	ND	mg/L	0.00050	0.000094	1	02/08/24 10:00	02/09/24 16:58	7440-41-7	
Boron	**0.10**	mg/L	0.040	0.012	1	02/08/24 10:00	02/09/24 16:58	7440-42-8	
Cadmium	ND	mg/L	0.00050	0.00010	1	02/08/24 10:00	02/09/24 16:58	7440-43-9	
Chromium	ND	mg/L	0.0050	0.0019	1	02/08/24 10:00	02/09/24 16:58	7440-47-3	
Cobalt	ND	mg/L	0.0050	0.00032	1	02/08/24 10:00	02/09/24 16:58	7440-48-4	
Lead	ND	mg/L	0.0010	0.00016	1	02/08/24 10:00	02/09/24 16:58	7439-92-1	
Lithium	ND	mg/L	0.030	0.0016	1	02/08/24 10:00	02/09/24 16:58	7439-93-2	
Molybdenum	ND	mg/L	0.010	0.00062	1	02/08/24 10:00	02/09/24 16:58	7439-98-7	
Selenium	ND	mg/L	0.0050	0.00096	1	02/08/24 10:00	02/09/24 16:58	7782-49-2	
Thallium	ND	mg/L	0.0010	0.00038	1	02/08/24 10:00	02/09/24 16:58	7440-28-0	
7470 Mercury	Analytical Method: EPA 7470A Preparation Method: EPA 7470A Pace Analytical Services - Peachtree Corners, GA								
Mercury	ND	mg/L	0.00020	0.00013	1	02/15/24 14:15	02/16/24 08:00	7439-97-6	
2320B Alkalinity	Analytical Method: SM 2320B-2011 Pace Analytical Services - Asheville								
Alkalinity,Bicarbonate (CaCO3)	**197**	mg/L	5.0	5.0	1		02/08/24 15:50		
Alkalinity,Carbonate (CaCO3)	ND	mg/L	5.0	5.0	1		02/08/24 15:50		
Alkalinity, Total as CaCO3	**197**	mg/L	5.0	5.0	1		02/08/24 15:50		
2540C Total Dissolved Solids	Analytical Method: SM 2540C-2015 Pace Analytical Services - Asheville								
Total Dissolved Solids	**289**	mg/L	25.0	25.0	1		02/09/24 17:35		
4500S2D Sulfide Water	Analytical Method: SM 4500-S2D-2011 Pace Analytical Services - Asheville								
Sulfide	**0.037J**	mg/L	0.10	0.022	1		02/09/24 02:43	18496-25-8	
300.0 IC Anions 28 Days	Analytical Method: EPA 300.0 Rev 2.1 1993 Pace Analytical Services - Asheville								
Chloride	**17.7**	mg/L	1.0	0.60	1		02/08/24 02:48	16887-00-6	

REPORT OF LABORATORY ANALYSIS

This report shall not be reproduced, except in full,
without the written consent of Pace Analytical Services, LLC.

Pace Analytical Services, LLC
9800 Kincey Ave. Suite 100
Huntersville, NC 28078
(704)875-9092

ANALYTICAL RESULTS

Project: Bowen AP-1
Pace Project No.: 92711015

Sample: BOW-AP1-FD-03 **Lab ID: 92711015031** Collected: 02/05/24 00:00 Received: 02/06/24 10:22 Matrix: Water

Parameters	Results	Units	Report Limit	MDL	DF	Prepared	Analyzed	CAS No.	Qual
300.0 IC Anions 28 Days	Analytical Method: EPA 300.0 Rev 2.1 1993 Pace Analytical Services - Asheville								
Fluoride	ND	mg/L	0.10	0.050	1		02/08/24 02:48	16984-48-8	
Sulfate	**34.7**	mg/L	1.0	0.50	1		02/08/24 02:48	14808-79-8	

REPORT OF LABORATORY ANALYSIS

This report shall not be reproduced, except in full,
without the written consent of Pace Analytical Services, LLC.

Pace Analytical Services, LLC
9800 Kincey Ave. Suite 100
Huntersville, NC 28078
(704)875-9092

ANALYTICAL RESULTS

Project: Bowen AP-1
Pace Project No.: 92711015

Sample: BOW-AP1-FB-03 **Lab ID: 92711015032** Collected: 02/05/24 16:25 Received: 02/06/24 10:22 Matrix: Water

Parameters	Results	Units	Report Limit	MDL	DF	Prepared	Analyzed	CAS No.	Qual
6010D ATL ICP	Analytical Method: EPA 6010D Preparation Method: EPA 3010A Pace Analytical Services - Peachtree Corners, GA								
Iron	ND	mg/L	0.040	0.025	1	02/08/24 16:47	02/19/24 21:25	7439-89-6	
Manganese	ND	mg/L	0.040	0.011	1	02/08/24 16:47	02/19/24 21:25	7439-96-5	
Potassium	ND	mg/L	0.50	0.15	1	02/08/24 16:47	02/19/24 21:25	7440-09-7	
Sodium	ND	mg/L	1.0	0.58	1	02/08/24 16:47	02/19/24 21:25	7440-23-5	
Calcium	ND	mg/L	1.0	0.12	1	02/08/24 16:47	02/19/24 21:25	7440-70-2	
Magnesium	ND	mg/L	0.050	0.012	1	02/08/24 16:47	02/19/24 21:25	7439-95-4	
6020 MET ICPMS	Analytical Method: EPA 6020B Preparation Method: EPA 3005A Pace Analytical Services - Peachtree Corners, GA								
Antimony	ND	mg/L	0.0030	0.00054	1	02/08/24 10:00	02/09/24 17:02	7440-36-0	
Arsenic	ND	mg/L	0.0050	0.00084	1	02/08/24 10:00	02/09/24 17:02	7440-38-2	
Barium	ND	mg/L	0.0050	0.00047	1	02/08/24 10:00	02/09/24 17:02	7440-39-3	
Beryllium	ND	mg/L	0.00050	0.000094	1	02/08/24 10:00	02/09/24 17:02	7440-41-7	
Boron	ND	mg/L	0.040	0.012	1	02/08/24 10:00	02/09/24 17:02	7440-42-8	
Cadmium	ND	mg/L	0.00050	0.00010	1	02/08/24 10:00	02/09/24 17:02	7440-43-9	
Chromium	ND	mg/L	0.0050	0.0019	1	02/08/24 10:00	02/09/24 17:02	7440-47-3	
Cobalt	ND	mg/L	0.0050	0.00032	1	02/08/24 10:00	02/09/24 17:02	7440-48-4	
Lead	ND	mg/L	0.0010	0.00016	1	02/08/24 10:00	02/09/24 17:02	7439-92-1	
Lithium	ND	mg/L	0.030	0.0016	1	02/08/24 10:00	02/09/24 17:02	7439-93-2	
Molybdenum	ND	mg/L	0.010	0.00062	1	02/08/24 10:00	02/09/24 17:02	7439-98-7	
Selenium	ND	mg/L	0.0050	0.00096	1	02/08/24 10:00	02/09/24 17:02	7782-49-2	
Thallium	ND	mg/L	0.0010	0.00038	1	02/08/24 10:00	02/09/24 17:02	7440-28-0	
7470 Mercury	Analytical Method: EPA 7470A Preparation Method: EPA 7470A Pace Analytical Services - Peachtree Corners, GA								
Mercury	ND	mg/L	0.00020	0.00013	1	02/15/24 14:15	02/16/24 08:03	7439-97-6	
2320B Alkalinity	Analytical Method: SM 2320B-2011 Pace Analytical Services - Asheville								
Alkalinity,Bicarbonate (CaCO3)	ND	mg/L	5.0	5.0	1		02/08/24 16:02		
Alkalinity,Carbonate (CaCO3)	ND	mg/L	5.0	5.0	1		02/08/24 16:02		
Alkalinity, Total as CaCO3	ND	mg/L	5.0	5.0	1		02/08/24 16:02		
2540C Total Dissolved Solids	Analytical Method: SM 2540C-2015 Pace Analytical Services - Asheville								
Total Dissolved Solids	ND	mg/L	25.0	25.0	1		02/09/24 17:36		
4500S2D Sulfide Water	Analytical Method: SM 4500-S2D-2011 Pace Analytical Services - Asheville								
Sulfide	ND	mg/L	0.10	0.022	1		02/09/24 02:44	18496-25-8	
300.0 IC Anions 28 Days	Analytical Method: EPA 300.0 Rev 2.1 1993 Pace Analytical Services - Asheville								
Chloride	ND	mg/L	1.0	0.60	1		02/07/24 23:56	16887-00-6	

REPORT OF LABORATORY ANALYSIS

This report shall not be reproduced, except in full,
without the written consent of Pace Analytical Services, LLC.

Pace Analytical Services, LLC
9800 Kincey Ave. Suite 100
Huntersville, NC 28078
(704)875-9092

ANALYTICAL RESULTS

Project: Bowen AP-1
Pace Project No.: 92711015

Sample: BOW-AP1-FB-03 **Lab ID: 92711015032** Collected: 02/05/24 16:25 Received: 02/06/24 10:22 Matrix: Water

Parameters	Results	Units	Report Limit	MDL	DF	Prepared	Analyzed	CAS No.	Qual
300.0 IC Anions 28 Days	Analytical Method: EPA 300.0 Rev 2.1 1993 Pace Analytical Services - Asheville								
Fluoride	ND	mg/L	0.10	0.050	1		02/07/24 23:56	16984-48-8	
Sulfate	ND	mg/L	1.0	0.50	1		02/07/24 23:56	14808-79-8	

REPORT OF LABORATORY ANALYSIS

This report shall not be reproduced, except in full,
without the written consent of Pace Analytical Services, LLC.

Pace Analytical Services, LLC
9800 Kincey Ave. Suite 100
Huntersville, NC 28078
(704)875-9092

ANALYTICAL RESULTS

Project: Bowen AP-1
Pace Project No.: 92711015

Sample: BOW-AP1-FD-02 **Lab ID: 92711015033** Collected: 02/02/24 00:00 Received: 02/06/24 10:22 Matrix: Water

Parameters	Results	Units	Report Limit	MDL	DF	Prepared	Analyzed	CAS No.	Qual
6010D ATL ICP	Analytical Method: EPA 6010D Preparation Method: EPA 3010A Pace Analytical Services - Peachtree Corners, GA								
Iron	**0.041**	mg/L	0.040	0.025	1	02/08/24 16:47	02/19/24 21:31	7439-89-6	
Manganese	ND	mg/L	0.040	0.011	1	02/08/24 16:47	02/19/24 21:31	7439-96-5	
Potassium	**1.6**	mg/L	0.50	0.15	1	02/08/24 16:47	02/19/24 21:31	7440-09-7	
Sodium	**2.2**	mg/L	1.0	0.58	1	02/08/24 16:47	02/19/24 21:31	7440-23-5	
Calcium	**42.9**	mg/L	1.0	0.12	1	02/08/24 16:47	02/19/24 21:31	7440-70-2	
Magnesium	**17.2**	mg/L	0.050	0.012	1	02/08/24 16:47	02/19/24 21:31	7439-95-4	
6020 MET ICPMS	Analytical Method: EPA 6020B Preparation Method: EPA 3005A Pace Analytical Services - Peachtree Corners, GA								
Antimony	ND	mg/L	0.0030	0.00054	1	02/08/24 10:00	02/09/24 17:07	7440-36-0	
Arsenic	ND	mg/L	0.0050	0.00084	1	02/08/24 10:00	02/09/24 17:07	7440-38-2	
Barium	**0.032**	mg/L	0.0050	0.00047	1	02/08/24 10:00	02/09/24 17:07	7440-39-3	
Beryllium	ND	mg/L	0.00050	0.000094	1	02/08/24 10:00	02/09/24 17:07	7440-41-7	
Boron	**0.45**	mg/L	0.040	0.012	1	02/08/24 10:00	02/09/24 17:07	7440-42-8	
Cadmium	ND	mg/L	0.00050	0.00010	1	02/08/24 10:00	02/09/24 17:07	7440-43-9	
Chromium	ND	mg/L	0.0050	0.0019	1	02/08/24 10:00	02/09/24 17:07	7440-47-3	
Cobalt	ND	mg/L	0.0050	0.00032	1	02/08/24 10:00	02/09/24 17:07	7440-48-4	
Lead	ND	mg/L	0.0010	0.00016	1	02/08/24 10:00	02/09/24 17:07	7439-92-1	
Lithium	ND	mg/L	0.030	0.0016	1	02/08/24 10:00	02/09/24 17:07	7439-93-2	
Molybdenum	ND	mg/L	0.010	0.00062	1	02/08/24 10:00	02/09/24 17:07	7439-98-7	
Selenium	**0.0019J**	mg/L	0.0050	0.00096	1	02/08/24 10:00	02/09/24 17:07	7782-49-2	
Thallium	ND	mg/L	0.0010	0.00038	1	02/08/24 10:00	02/09/24 17:07	7440-28-0	
7470 Mercury	Analytical Method: EPA 7470A Preparation Method: EPA 7470A Pace Analytical Services - Peachtree Corners, GA								
Mercury	ND	mg/L	0.00020	0.00013	1	02/15/24 14:15	02/16/24 08:06	7439-97-6	
2320B Alkalinity	Analytical Method: SM 2320B-2011 Pace Analytical Services - Asheville								
Alkalinity,Bicarbonate (CaCO3)	**116**	mg/L	5.0	5.0	1		02/08/24 17:54		
Alkalinity,Carbonate (CaCO3)	ND	mg/L	5.0	5.0	1		02/08/24 17:54		
Alkalinity, Total as CaCO3	**116**	mg/L	5.0	5.0	1		02/08/24 17:54		
2540C Total Dissolved Solids	Analytical Method: SM 2540C-2015 Pace Analytical Services - Asheville								
Total Dissolved Solids	**215**	mg/L	25.0	25.0	1		02/08/24 13:59		
4500S2D Sulfide Water	Analytical Method: SM 4500-S2D-2011 Pace Analytical Services - Asheville								
Sulfide	ND	mg/L	0.10	0.022	1		02/09/24 02:09	18496-25-8	
300.0 IC Anions 28 Days	Analytical Method: EPA 300.0 Rev 2.1 1993 Pace Analytical Services - Asheville								
Chloride	**5.2**	mg/L	1.0	0.60	1		02/08/24 03:03	16887-00-6	

REPORT OF LABORATORY ANALYSIS

This report shall not be reproduced, except in full,
without the written consent of Pace Analytical Services, LLC.

Pace Analytical Services, LLC
9800 Kincey Ave. Suite 100
Huntersville, NC 28078
(704)875-9092

ANALYTICAL RESULTS

Project: Bowen AP-1
Pace Project No.: 92711015

Sample: BOW-AP1-FD-02 **Lab ID: 92711015033** Collected: 02/02/24 00:00 Received: 02/06/24 10:22 Matrix: Water

Parameters	Results	Units	Report Limit	MDL	DF	Prepared	Analyzed	CAS No.	Qual
300.0 IC Anions 28 Days	Analytical Method: EPA 300.0 Rev 2.1 1993 Pace Analytical Services - Asheville								
Fluoride	ND	mg/L	0.10	0.050	1		02/08/24 03:03	16984-48-8	
Sulfate	**58.5**	mg/L	1.0	0.50	1		02/08/24 03:03	14808-79-8	

REPORT OF LABORATORY ANALYSIS

This report shall not be reproduced, except in full,
without the written consent of Pace Analytical Services, LLC.

Pace Analytical Services, LLC
9800 Kincey Ave. Suite 100
Huntersville, NC 28078
(704)875-9092

ANALYTICAL RESULTS

Project: Bowen AP-1
Pace Project No.: 92711015

Sample: BOW-BGWA-33 **Lab ID: 92711015034** Collected: 02/07/24 10:25 Received: 02/09/24 12:47 Matrix: Water

Parameters	Results	Units	Report Limit	MDL	DF	Prepared	Analyzed	CAS No.	Qual
6010D ATL ICP	Analytical Method: EPA 6010D Preparation Method: EPA 3010A Pace Analytical Services - Peachtree Corners, GA								
Iron	**1.7**	mg/L	0.040	0.025	1	02/10/24 11:28	02/21/24 19:14	7439-89-6	
Manganese	**0.087**	mg/L	0.040	0.011	1	02/10/24 11:28	02/21/24 19:14	7439-96-5	
Potassium	**5.1**	mg/L	0.50	0.15	1	02/10/24 11:28	02/21/24 19:14	7440-09-7	
Sodium	**6.4**	mg/L	1.0	0.58	1	02/10/24 11:28	02/21/24 19:14	7440-23-5	
Calcium	**107**	mg/L	1.0	0.12	1	02/10/24 11:28	02/21/24 19:14	7440-70-2	
Magnesium	**42.9**	mg/L	0.050	0.012	1	02/10/24 11:28	02/21/24 19:14	7439-95-4	
6020 MET ICPMS	Analytical Method: EPA 6020B Preparation Method: EPA 3005A Pace Analytical Services - Peachtree Corners, GA								
Antimony	ND	mg/L	0.0030	0.00054	1	02/10/24 10:55	02/16/24 15:49	7440-36-0	
Arsenic	**0.0069**	mg/L	0.0050	0.00084	1	02/10/24 10:55	02/16/24 15:49	7440-38-2	
Barium	**0.058**	mg/L	0.0050	0.00047	1	02/10/24 10:55	02/16/24 15:49	7440-39-3	
Beryllium	ND	mg/L	0.00050	0.000094	1	02/10/24 10:55	02/16/24 15:49	7440-41-7	
Boron	**0.016J**	mg/L	0.040	0.012	1	02/10/24 10:55	02/16/24 15:49	7440-42-8	
Cadmium	ND	mg/L	0.00050	0.00010	1	02/10/24 10:55	02/16/24 15:49	7440-43-9	
Chromium	ND	mg/L	0.0050	0.0019	1	02/10/24 10:55	02/16/24 15:49	7440-47-3	
Cobalt	**0.00095J**	mg/L	0.0050	0.00032	1	02/10/24 10:55	02/16/24 15:49	7440-48-4	
Lead	ND	mg/L	0.0010	0.00016	1	02/10/24 10:55	02/16/24 15:49	7439-92-1	
Lithium	ND	mg/L	0.030	0.0016	1	02/10/24 10:55	02/16/24 15:49	7439-93-2	
Molybdenum	**0.014**	mg/L	0.010	0.00062	1	02/10/24 10:55	02/16/24 15:49	7439-98-7	
Selenium	ND	mg/L	0.0050	0.00096	1	02/10/24 10:55	02/16/24 15:49	7782-49-2	
Thallium	ND	mg/L	0.0010	0.00038	1	02/10/24 10:55	02/16/24 15:49	7440-28-0	
7470 Mercury	Analytical Method: EPA 7470A Preparation Method: EPA 7470A Pace Analytical Services - Peachtree Corners, GA								
Mercury	ND	mg/L	0.00020	0.00013	1	02/15/24 14:15	02/16/24 08:43	7439-97-6	
2320B Alkalinity	Analytical Method: SM 2320B-2011 Pace Analytical Services - Asheville								
Alkalinity,Bicarbonate (CaCO3)	**426**	mg/L	5.0	5.0	1		02/15/24 08:11		
Alkalinity,Carbonate (CaCO3)	ND	mg/L	5.0	5.0	1		02/15/24 08:11		
Alkalinity, Total as CaCO3	**426**	mg/L	5.0	5.0	1		02/15/24 08:11		
2540C Total Dissolved Solids	Analytical Method: SM 2540C-2015 Pace Analytical Services - Asheville								
Total Dissolved Solids	**421**	mg/L	25.0	25.0	1		02/14/24 12:23		
4500S2D Sulfide Water	Analytical Method: SM 4500-S2D-2011 Pace Analytical Services - Asheville								
Sulfide	**0.14**	mg/L	0.10	0.022	1		02/13/24 02:37	18496-25-8	
300.0 IC Anions 28 Days	Analytical Method: EPA 300.0 Rev 2.1 1993 Pace Analytical Services - Asheville								
Chloride	**2.3**	mg/L	1.0	0.60	1		02/12/24 23:06	16887-00-6	

REPORT OF LABORATORY ANALYSIS

This report shall not be reproduced, except in full,
without the written consent of Pace Analytical Services, LLC.

Pace Analytical Services, LLC
9800 Kincey Ave. Suite 100
Huntersville, NC 28078
(704)875-9092

ANALYTICAL RESULTS

Project: Bowen AP-1
Pace Project No.: 92711015

Sample: BOW-BGWA-33 **Lab ID: 92711015034** Collected: 02/07/24 10:25 Received: 02/09/24 12:47 Matrix: Water

Parameters	Results	Units	Report Limit	MDL	DF	Prepared	Analyzed	CAS No.	Qual
300.0 IC Anions 28 Days	Analytical Method: EPA 300.0 Rev 2.1 1993 Pace Analytical Services - Asheville								
Fluoride	**0.054J**	mg/L	0.10	0.050	1		02/12/24 23:06	16984-48-8	
Sulfate	**23.0**	mg/L	1.0	0.50	1		02/12/24 23:06	14808-79-8	

REPORT OF LABORATORY ANALYSIS

This report shall not be reproduced, except in full,
without the written consent of Pace Analytical Services, LLC.

Pace Analytical Services, LLC
9800 Kincey Ave. Suite 100
Huntersville, NC 28078
(704)875-9092

ANALYTICAL RESULTS

Project: Bowen AP-1
Pace Project No.: 92711015

Sample: BOW-BGWA-2 **Lab ID: 92711015035** Collected: 02/08/24 12:13 Received: 02/09/24 12:47 Matrix: Water

Parameters	Results	Units	Report Limit	MDL	DF	Prepared	Analyzed	CAS No.	Qual
6010D ATL ICP	Analytical Method: EPA 6010D Preparation Method: EPA 3010A Pace Analytical Services - Peachtree Corners, GA								
Manganese	ND	mg/L	0.040	0.011	1	02/10/24 11:28	02/21/24 19:18	7439-96-5	
Potassium	**1.7**	mg/L	0.50	0.15	1	02/10/24 11:28	02/21/24 19:18	7440-09-7	
Sodium	**2.6**	mg/L	1.0	0.58	1	02/10/24 11:28	02/21/24 19:18	7440-23-5	
Calcium	**48.6**	mg/L	1.0	0.12	1	02/10/24 11:28	02/21/24 19:18	7440-70-2	
Magnesium	**21.8**	mg/L	0.050	0.012	1	02/10/24 11:28	02/21/24 19:18	7439-95-4	
Iron	**0.097**	mg/L	0.040	0.025	1	02/10/24 11:28	02/26/24 11:55	7439-89-6	
6020 MET ICPMS	Analytical Method: EPA 6020B Preparation Method: EPA 3005A Pace Analytical Services - Peachtree Corners, GA								
Antimony	**0.0012J**	mg/L	0.0030	0.00054	1	02/10/24 10:55	02/16/24 16:03	7440-36-0	
Arsenic	ND	mg/L	0.0050	0.00084	1	02/10/24 10:55	02/16/24 16:03	7440-38-2	
Barium	**0.11**	mg/L	0.0050	0.00047	1	02/10/24 10:55	02/16/24 16:03	7440-39-3	
Beryllium	ND	mg/L	0.00050	0.000094	1	02/10/24 10:55	02/16/24 16:03	7440-41-7	
Boron	**0.022J**	mg/L	0.040	0.012	1	02/10/24 10:55	02/16/24 16:03	7440-42-8	
Cadmium	ND	mg/L	0.00050	0.00010	1	02/10/24 10:55	02/16/24 16:03	7440-43-9	
Chromium	ND	mg/L	0.0050	0.0019	1	02/10/24 10:55	02/16/24 16:03	7440-47-3	
Cobalt	ND	mg/L	0.0050	0.00032	1	02/10/24 10:55	02/16/24 16:03	7440-48-4	
Lead	ND	mg/L	0.0010	0.00016	1	02/10/24 10:55	02/16/24 16:03	7439-92-1	
Lithium	ND	mg/L	0.030	0.0016	1	02/10/24 10:55	02/16/24 16:03	7439-93-2	
Molybdenum	ND	mg/L	0.010	0.00062	1	02/10/24 10:55	02/16/24 16:03	7439-98-7	
Selenium	ND	mg/L	0.0050	0.00096	1	02/10/24 10:55	02/16/24 16:03	7782-49-2	
Thallium	ND	mg/L	0.0010	0.00038	1	02/10/24 10:55	02/16/24 16:03	7440-28-0	
7470 Mercury	Analytical Method: EPA 7470A Preparation Method: EPA 7470A Pace Analytical Services - Peachtree Corners, GA								
Mercury	ND	mg/L	0.00020	0.00013	1	02/15/24 14:15	02/16/24 08:46	7439-97-6	
2320B Alkalinity	Analytical Method: SM 2320B-2011 Pace Analytical Services - Asheville								
Alkalinity,Bicarbonate (CaCO3)	**196**	mg/L	5.0	5.0	1		02/15/24 14:06		
Alkalinity,Carbonate (CaCO3)	ND	mg/L	5.0	5.0	1		02/15/24 14:06		
Alkalinity, Total as CaCO3	**196**	mg/L	5.0	5.0	1		02/15/24 14:06		
2540C Total Dissolved Solids	Analytical Method: SM 2540C-2015 Pace Analytical Services - Asheville								
Total Dissolved Solids	**221**	mg/L	25.0	25.0	1		02/14/24 12:19		
4500S2D Sulfide Water	Analytical Method: SM 4500-S2D-2011 Pace Analytical Services - Asheville								
Sulfide	ND	mg/L	0.10	0.022	1		02/13/24 03:19	18496-25-8	
300.0 IC Anions 28 Days	Analytical Method: EPA 300.0 Rev 2.1 1993 Pace Analytical Services - Asheville								
Chloride	**3.2**	mg/L	1.0	0.60	1		02/12/24 23:21	16887-00-6	

REPORT OF LABORATORY ANALYSIS

This report shall not be reproduced, except in full,
without the written consent of Pace Analytical Services, LLC.

Pace Analytical Services, LLC
9800 Kincey Ave. Suite 100
Huntersville, NC 28078
(704)875-9092

ANALYTICAL RESULTS

Project: Bowen AP-1
Pace Project No.: 92711015

Sample: BOW-BGWA-2 **Lab ID: 92711015035** Collected: 02/08/24 12:13 Received: 02/09/24 12:47 Matrix: Water

Parameters	Results	Units	Report Limit	MDL	DF	Prepared	Analyzed	CAS No.	Qual
300.0 IC Anions 28 Days	Analytical Method: EPA 300.0 Rev 2.1 1993 Pace Analytical Services - Asheville								
Fluoride	ND	mg/L	0.10	0.050	1		02/12/24 23:21	16984-48-8	
Sulfate	**13.8**	mg/L	1.0	0.50	1		02/12/24 23:21	14808-79-8	

REPORT OF LABORATORY ANALYSIS

This report shall not be reproduced, except in full,
without the written consent of Pace Analytical Services, LLC.

Pace Analytical Services, LLC
9800 Kincey Ave. Suite 100
Huntersville, NC 28078
(704)875-9092

ANALYTICAL RESULTS

Project: Bowen AP-1
Pace Project No.: 92711015

Sample: BOW-BGWC-22 **Lab ID: 92711015036** Collected: 02/08/24 12:33 Received: 02/09/24 12:47 Matrix: Water

Parameters	Results	Units	Report Limit	MDL	DF	Prepared	Analyzed	CAS No.	Qual
6010D ATL ICP	Analytical Method: EPA 6010D Preparation Method: EPA 3010A Pace Analytical Services - Peachtree Corners, GA								
Manganese	**4.4**	mg/L	0.040	0.011	1	02/10/24 11:28	02/21/24 19:23	7439-96-5	
Potassium	**16.2**	mg/L	0.50	0.15	1	02/10/24 11:28	02/21/24 19:23	7440-09-7	
Sodium	**36.6**	mg/L	1.0	0.58	1	02/10/24 11:28	02/21/24 19:23	7440-23-5	
Magnesium	**87.6**	mg/L	0.050	0.012	1	02/10/24 11:28	02/21/24 19:23	7439-95-4	
Iron	ND	mg/L	0.040	0.025	1	02/10/24 11:28	02/26/24 12:00	7439-89-6	
Calcium	**561**	mg/L	10.0	1.2	10	02/10/24 11:28	02/25/24 18:34	7440-70-2	
6020 MET ICPMS	Analytical Method: EPA 6020B Preparation Method: EPA 3005A Pace Analytical Services - Peachtree Corners, GA								
Antimony	ND	mg/L	0.0030	0.00054	1	02/10/24 10:55	02/16/24 16:07	7440-36-0	
Arsenic	**0.0015J**	mg/L	0.0050	0.00084	1	02/10/24 10:55	02/16/24 16:07	7440-38-2	
Barium	**0.050**	mg/L	0.0050	0.00047	1	02/10/24 10:55	02/16/24 16:07	7440-39-3	
Beryllium	**0.00013J**	mg/L	0.00050	0.000094	1	02/10/24 10:55	02/16/24 16:07	7440-41-7	
Boron	**17.5**	mg/L	2.0	0.60	50	02/10/24 10:55	02/19/24 12:47	7440-42-8	
Cadmium	**0.0014**	mg/L	0.00050	0.00010	1	02/10/24 10:55	02/16/24 16:07	7440-43-9	
Chromium	ND	mg/L	0.0050	0.0019	1	02/10/24 10:55	02/16/24 16:07	7440-47-3	
Cobalt	**0.014**	mg/L	0.0050	0.00032	1	02/10/24 10:55	02/16/24 16:07	7440-48-4	
Lead	ND	mg/L	0.0010	0.00016	1	02/10/24 10:55	02/16/24 16:07	7439-92-1	
Lithium	**0.021J**	mg/L	0.030	0.0016	1	02/10/24 10:55	02/16/24 16:07	7439-93-2	
Molybdenum	**0.033**	mg/L	0.010	0.00062	1	02/10/24 10:55	02/16/24 16:07	7439-98-7	
Selenium	**0.0012J**	mg/L	0.0050	0.00096	1	02/10/24 10:55	02/16/24 16:07	7782-49-2	
Thallium	**0.00083J**	mg/L	0.0010	0.00038	1	02/10/24 10:55	02/16/24 16:07	7440-28-0	
7470 Mercury	Analytical Method: EPA 7470A Preparation Method: EPA 7470A Pace Analytical Services - Peachtree Corners, GA								
Mercury	ND	mg/L	0.00020	0.00013	1	02/15/24 14:15	02/16/24 08:48	7439-97-6	
2320B Alkalinity	Analytical Method: SM 2320B-2011 Pace Analytical Services - Asheville								
Alkalinity,Bicarbonate (CaCO3)	**111**	mg/L	5.0	5.0	1		02/15/24 14:19		
Alkalinity,Carbonate (CaCO3)	ND	mg/L	5.0	5.0	1		02/15/24 14:19		
Alkalinity, Total as CaCO3	**111**	mg/L	5.0	5.0	1		02/15/24 14:19		
2540C Total Dissolved Solids	Analytical Method: SM 2540C-2015 Pace Analytical Services - Asheville								
Total Dissolved Solids	**2560**	mg/L	50.0	50.0	1		02/14/24 12:19		
4500S2D Sulfide Water	Analytical Method: SM 4500-S2D-2011 Pace Analytical Services - Asheville								
Sulfide	ND	mg/L	0.10	0.022	1		02/13/24 03:19	18496-25-8	
300.0 IC Anions 28 Days	Analytical Method: EPA 300.0 Rev 2.1 1993 Pace Analytical Services - Asheville								
Chloride	**679**	mg/L	15.0	9.0	15		02/13/24 10:22	16887-00-6	

REPORT OF LABORATORY ANALYSIS

This report shall not be reproduced, except in full,
without the written consent of Pace Analytical Services, LLC.

Pace Analytical Services, LLC
9800 Kincey Ave. Suite 100
Huntersville, NC 28078
(704)875-9092

ANALYTICAL RESULTS

Project: Bowen AP-1
Pace Project No.: 92711015

Sample: BOW-BGWC-22 **Lab ID: 92711015036** Collected: 02/08/24 12:33 Received: 02/09/24 12:47 Matrix: Water

Parameters	Results	Units	Report Limit	MDL	DF	Prepared	Analyzed	CAS No.	Qual
300.0 IC Anions 28 Days	Analytical Method: EPA 300.0 Rev 2.1 1993 Pace Analytical Services - Asheville								
Fluoride	**0.19**	mg/L	0.10	0.050	1		02/12/24 23:37	16984-48-8	
Sulfate	**549**	mg/L	15.0	7.5	15		02/13/24 10:22	14808-79-8	

REPORT OF LABORATORY ANALYSIS

This report shall not be reproduced, except in full,
without the written consent of Pace Analytical Services, LLC.

Pace Analytical Services, LLC
9800 Kincey Ave. Suite 100
Huntersville, NC 28078
(704)875-9092

ANALYTICAL RESULTS

Project: Bowen AP-1
Pace Project No.: 92711015

Sample: BOW-BGWC-23 **Lab ID: 92711015037** Collected: 02/08/24 14:29 Received: 02/09/24 12:47 Matrix: Water

Parameters	Results	Units	Report Limit	MDL	DF	Prepared	Analyzed	CAS No.	Qual
6010D ATL ICP	Analytical Method: EPA 6010D Preparation Method: EPA 3010A Pace Analytical Services - Peachtree Corners, GA								
Manganese	**0.24**	mg/L	0.040	0.011	1	02/10/24 11:28	02/21/24 19:28	7439-96-5	
Potassium	**7.3**	mg/L	0.50	0.15	1	02/10/24 11:28	02/21/24 19:28	7440-09-7	M1
Sodium	**27.7**	mg/L	1.0	0.58	1	02/10/24 11:28	02/21/24 19:28	7440-23-5	M1
Magnesium	**94.1**	mg/L	0.050	0.012	1	02/10/24 11:28	02/21/24 19:28	7439-95-4	M1
Iron	**0.17J**	mg/L	0.20	0.13	5	02/10/24 11:28	02/25/24 18:39	7439-89-6	D3
Calcium	**347**	mg/L	5.0	0.61	5	02/10/24 11:28	02/25/24 18:39	7440-70-2	M1
6020 MET ICPMS	Analytical Method: EPA 6020B Preparation Method: EPA 3005A Pace Analytical Services - Peachtree Corners, GA								
Antimony	**0.00089J**	mg/L	0.0030	0.00054	1	02/10/24 10:55	02/16/24 16:11	7440-36-0	
Arsenic	**0.0024J**	mg/L	0.0050	0.00084	1	02/10/24 10:55	02/16/24 16:11	7440-38-2	
Barium	**0.059**	mg/L	0.0050	0.00047	1	02/10/24 10:55	02/16/24 16:11	7440-39-3	
Beryllium	ND	mg/L	0.00050	0.000094	1	02/10/24 10:55	02/16/24 16:11	7440-41-7	
Boron	**10.1**	mg/L	2.0	0.60	50	02/10/24 10:55	02/19/24 12:51	7440-42-8	
Cadmium	ND	mg/L	0.00050	0.00010	1	02/10/24 10:55	02/16/24 16:11	7440-43-9	
Chromium	ND	mg/L	0.0050	0.0019	1	02/10/24 10:55	02/16/24 16:11	7440-47-3	
Cobalt	ND	mg/L	0.0050	0.00032	1	02/10/24 10:55	02/16/24 16:11	7440-48-4	
Lead	ND	mg/L	0.0010	0.00016	1	02/10/24 10:55	02/16/24 16:11	7439-92-1	
Lithium	**0.019J**	mg/L	0.030	0.0016	1	02/10/24 10:55	02/16/24 16:11	7439-93-2	
Molybdenum	**0.0056J**	mg/L	0.010	0.00062	1	02/10/24 10:55	02/16/24 16:11	7439-98-7	
Selenium	ND	mg/L	0.0050	0.00096	1	02/10/24 10:55	02/16/24 16:11	7782-49-2	
Thallium	ND	mg/L	0.0010	0.00038	1	02/10/24 10:55	02/16/24 16:11	7440-28-0	
7470 Mercury	Analytical Method: EPA 7470A Preparation Method: EPA 7470A Pace Analytical Services - Peachtree Corners, GA								
Mercury	ND	mg/L	0.00020	0.00013	1	02/15/24 14:15	02/16/24 08:51	7439-97-6	
2320B Alkalinity	Analytical Method: SM 2320B-2011 Pace Analytical Services - Asheville								
Alkalinity,Bicarbonate (CaCO3)	**157**	mg/L	5.0	5.0	1		02/15/24 14:38		
Alkalinity,Carbonate (CaCO3)	ND	mg/L	5.0	5.0	1		02/15/24 14:38		
Alkalinity, Total as CaCO3	**157**	mg/L	5.0	5.0	1		02/15/24 14:38		
2540C Total Dissolved Solids	Analytical Method: SM 2540C-2015 Pace Analytical Services - Asheville								
Total Dissolved Solids	**1790**	mg/L	50.0	50.0	1		02/15/24 10:03		
4500S2D Sulfide Water	Analytical Method: SM 4500-S2D-2011 Pace Analytical Services - Asheville								
Sulfide	**0.38**	mg/L	0.10	0.022	1		02/13/24 03:20	18496-25-8	
300.0 IC Anions 28 Days	Analytical Method: EPA 300.0 Rev 2.1 1993 Pace Analytical Services - Asheville								
Chloride	**493**	mg/L	11.0	6.6	11		02/13/24 10:38	16887-00-6	

REPORT OF LABORATORY ANALYSIS

This report shall not be reproduced, except in full,
without the written consent of Pace Analytical Services, LLC.

Pace Analytical Services, LLC
9800 Kincey Ave. Suite 100
Huntersville, NC 28078
(704)875-9092

ANALYTICAL RESULTS

Project: Bowen AP-1
Pace Project No.: 92711015

Sample: BOW-BGWC-23 **Lab ID: 92711015037** Collected: 02/08/24 14:29 Received: 02/09/24 12:47 Matrix: Water

Parameters	Results	Units	Report Limit	MDL	DF	Prepared	Analyzed	CAS No.	Qual
300.0 IC Anions 28 Days	Analytical Method: EPA 300.0 Rev 2.1 1993 Pace Analytical Services - Asheville								
Fluoride	**0.059J**	mg/L	0.10	0.050	1		02/12/24 23:52	16984-48-8	
Sulfate	**368**	mg/L	11.0	5.5	11		02/13/24 10:38	14808-79-8	

REPORT OF LABORATORY ANALYSIS

This report shall not be reproduced, except in full,
without the written consent of Pace Analytical Services, LLC.

Pace Analytical Services, LLC
9800 Kincey Ave. Suite 100
Huntersville, NC 28078
(704)875-9092

ANALYTICAL RESULTS

Project: Bowen AP-1
Pace Project No.: 92711015

Sample: BOW-BGWC-30 **Lab ID: 92711015038** Collected: 02/06/24 14:14 Received: 02/09/24 12:47 Matrix: Water

Parameters	Results	Units	Report Limit	MDL	DF	Prepared	Analyzed	CAS No.	Qual
6010D ATL ICP	Analytical Method: EPA 6010D Preparation Method: EPA 3010A Pace Analytical Services - Peachtree Corners, GA								
Manganese	ND	mg/L	0.040	0.011	1	02/10/24 11:28	02/21/24 19:48	7439-96-5	
Potassium	**3.1**	mg/L	0.50	0.15	1	02/10/24 11:28	02/21/24 19:48	7440-09-7	
Sodium	**5.8**	mg/L	1.0	0.58	1	02/10/24 11:28	02/21/24 19:48	7440-23-5	
Calcium	**109**	mg/L	1.0	0.12	1	02/10/24 11:28	02/21/24 19:48	7440-70-2	
Magnesium	**35.8**	mg/L	0.050	0.012	1	02/10/24 11:28	02/21/24 19:48	7439-95-4	
Iron	**0.048**	mg/L	0.040	0.025	1	02/10/24 11:28	02/26/24 12:05	7439-89-6	
6020 MET ICPMS	Analytical Method: EPA 6020B Preparation Method: EPA 3005A Pace Analytical Services - Peachtree Corners, GA								
Antimony	ND	mg/L	0.0030	0.00054	1	02/10/24 10:55	02/16/24 16:15	7440-36-0	
Arsenic	**0.0010J**	mg/L	0.0050	0.00084	1	02/10/24 10:55	02/16/24 16:15	7440-38-2	
Barium	**0.055**	mg/L	0.0050	0.00047	1	02/10/24 10:55	02/16/24 16:15	7440-39-3	
Beryllium	ND	mg/L	0.00050	0.000094	1	02/10/24 10:55	02/16/24 16:15	7440-41-7	
Boron	**2.9**	mg/L	0.040	0.012	1	02/10/24 10:55	02/16/24 16:15	7440-42-8	
Cadmium	ND	mg/L	0.00050	0.00010	1	02/10/24 10:55	02/16/24 16:15	7440-43-9	
Chromium	ND	mg/L	0.0050	0.0019	1	02/10/24 10:55	02/16/24 16:15	7440-47-3	
Cobalt	ND	mg/L	0.0050	0.00032	1	02/10/24 10:55	02/16/24 16:15	7440-48-4	
Lead	ND	mg/L	0.0010	0.00016	1	02/10/24 10:55	02/16/24 16:15	7439-92-1	
Lithium	ND	mg/L	0.030	0.0016	1	02/10/24 10:55	02/16/24 16:15	7439-93-2	
Molybdenum	**0.0049J**	mg/L	0.010	0.00062	1	02/10/24 10:55	02/16/24 16:15	7439-98-7	
Selenium	**0.0093**	mg/L	0.0050	0.00096	1	02/10/24 10:55	02/16/24 16:15	7782-49-2	
Thallium	ND	mg/L	0.0010	0.00038	1	02/10/24 10:55	02/16/24 16:15	7440-28-0	
7470 Mercury	Analytical Method: EPA 7470A Preparation Method: EPA 7470A Pace Analytical Services - Peachtree Corners, GA								
Mercury	ND	mg/L	0.00020	0.00013	1	02/15/24 14:15	02/16/24 08:54	7439-97-6	
2320B Alkalinity	Analytical Method: SM 2320B-2011 Pace Analytical Services - Asheville								
Alkalinity,Bicarbonate (CaCO3)	**159**	mg/L	5.0	5.0	1		02/13/24 14:15		
Alkalinity,Carbonate (CaCO3)	ND	mg/L	5.0	5.0	1		02/13/24 14:15		
Alkalinity, Total as CaCO3	**159**	mg/L	5.0	5.0	1		02/13/24 14:15		
2540C Total Dissolved Solids	Analytical Method: SM 2540C-2015 Pace Analytical Services - Asheville								
Total Dissolved Solids	**511**	mg/L	25.0	25.0	1		02/13/24 12:39		
4500S2D Sulfide Water	Analytical Method: SM 4500-S2D-2011 Pace Analytical Services - Asheville								
Sulfide	ND	mg/L	0.10	0.022	1		02/13/24 02:35	18496-25-8	
300.0 IC Anions 28 Days	Analytical Method: EPA 300.0 Rev 2.1 1993 Pace Analytical Services - Asheville								
Chloride	**123**	mg/L	3.0	1.8	3		02/13/24 10:53	16887-00-6	

REPORT OF LABORATORY ANALYSIS

This report shall not be reproduced, except in full,
without the written consent of Pace Analytical Services, LLC.

Pace Analytical Services, LLC
9800 Kincey Ave. Suite 100
Huntersville, NC 28078
(704)875-9092

ANALYTICAL RESULTS

Project: Bowen AP-1
Pace Project No.: 92711015

Sample: BOW-BGWC-30 **Lab ID: 92711015038** Collected: 02/06/24 14:14 Received: 02/09/24 12:47 Matrix: Water

Parameters	Results	Units	Report Limit	MDL	DF	Prepared	Analyzed	CAS No.	Qual
300.0 IC Anions 28 Days	Analytical Method: EPA 300.0 Rev 2.1 1993 Pace Analytical Services - Asheville								
Fluoride	**0.073J**	mg/L	0.10	0.050	1		02/13/24 01:59	16984-48-8	
Sulfate	**64.2**	mg/L	1.0	0.50	1		02/13/24 01:59	14808-79-8	

REPORT OF LABORATORY ANALYSIS

This report shall not be reproduced, except in full,
without the written consent of Pace Analytical Services, LLC.

Pace Analytical Services, LLC
9800 Kincey Ave. Suite 100
Huntersville, NC 28078
(704)875-9092

ANALYTICAL RESULTS

Project: Bowen AP-1
Pace Project No.: 92711015

Sample: BOW-BGWC-38D **Lab ID: 92711015039** Collected: 02/06/24 16:07 Received: 02/09/24 12:47 Matrix: Water

Parameters	Results	Units	Report Limit	MDL	DF	Prepared	Analyzed	CAS No.	Qual
6010D ATL ICP	Analytical Method: EPA 6010D Preparation Method: EPA 3010A Pace Analytical Services - Peachtree Corners, GA								
Sodium	**16.2**	mg/L	5.0	2.9	5	02/10/24 11:28	02/23/24 16:06	7440-23-5	
Iron	**0.12**	mg/L	0.040	0.025	1	02/10/24 11:28	02/21/24 20:02	7439-89-6	
Manganese	**0.12**	mg/L	0.040	0.011	1	02/10/24 11:28	02/21/24 20:02	7439-96-5	
Magnesium	**55.4**	mg/L	0.050	0.012	1	02/10/24 11:28	02/21/24 20:02	7439-95-4	
Potassium	**4.3**	mg/L	2.5	0.76	5	02/10/24 11:28	02/25/24 18:53	7440-09-7	
Calcium	**221**	mg/L	5.0	0.61	5	02/10/24 11:28	02/25/24 18:53	7440-70-2	
6020 MET ICPMS	Analytical Method: EPA 6020B Preparation Method: EPA 3005A Pace Analytical Services - Peachtree Corners, GA								
Antimony	**0.0026J**	mg/L	0.0030	0.00054	1	02/10/24 10:55	02/16/24 16:47	7440-36-0	
Arsenic	**0.0016J**	mg/L	0.0050	0.00084	1	02/10/24 10:55	02/16/24 16:47	7440-38-2	
Barium	**0.16**	mg/L	0.0050	0.00047	1	02/10/24 10:55	02/16/24 16:47	7440-39-3	
Beryllium	ND	mg/L	0.00050	0.000094	1	02/10/24 10:55	02/16/24 16:47	7440-41-7	
Boron	**9.9**	mg/L	2.0	0.60	50	02/10/24 10:55	02/19/24 12:54	7440-42-8	
Cadmium	ND	mg/L	0.00050	0.00010	1	02/10/24 10:55	02/16/24 16:47	7440-43-9	
Chromium	ND	mg/L	0.0050	0.0019	1	02/10/24 10:55	02/16/24 16:47	7440-47-3	
Cobalt	**0.0016J**	mg/L	0.0050	0.00032	1	02/10/24 10:55	02/16/24 16:47	7440-48-4	
Lead	ND	mg/L	0.0010	0.00016	1	02/10/24 10:55	02/16/24 16:47	7439-92-1	
Lithium	**0.0023J**	mg/L	0.030	0.0016	1	02/10/24 10:55	02/16/24 16:47	7439-93-2	
Molybdenum	**0.090**	mg/L	0.010	0.00062	1	02/10/24 10:55	02/16/24 16:47	7439-98-7	
Selenium	**0.0039J**	mg/L	0.0050	0.00096	1	02/10/24 10:55	02/16/24 16:47	7782-49-2	
Thallium	ND	mg/L	0.0010	0.00038	1	02/10/24 10:55	02/16/24 16:47	7440-28-0	
7470 Mercury	Analytical Method: EPA 7470A Preparation Method: EPA 7470A Pace Analytical Services - Peachtree Corners, GA								
Mercury	ND	mg/L	0.00020	0.00013	1	02/20/24 07:30	02/20/24 15:37	7439-97-6	
2320B Alkalinity	Analytical Method: SM 2320B-2011 Pace Analytical Services - Asheville								
Alkalinity,Bicarbonate (CaCO3)	**120**	mg/L	5.0	5.0	1		02/13/24 14:26		
Alkalinity,Carbonate (CaCO3)	ND	mg/L	5.0	5.0	1		02/13/24 14:26		
Alkalinity, Total as CaCO3	**120**	mg/L	5.0	5.0	1		02/13/24 14:26		
2540C Total Dissolved Solids	Analytical Method: SM 2540C-2015 Pace Analytical Services - Asheville								
Total Dissolved Solids	**1150**	mg/L	50.0	50.0	1		02/13/24 12:39		
4500S2D Sulfide Water	Analytical Method: SM 4500-S2D-2011 Pace Analytical Services - Asheville								
Sulfide	ND	mg/L	0.10	0.022	1		02/13/24 02:36	18496-25-8	
300.0 IC Anions 28 Days	Analytical Method: EPA 300.0 Rev 2.1 1993 Pace Analytical Services - Asheville								
Chloride	**317**	mg/L	7.0	4.2	7		02/13/24 11:08	16887-00-6	M1

REPORT OF LABORATORY ANALYSIS

This report shall not be reproduced, except in full,
without the written consent of Pace Analytical Services, LLC.

Pace Analytical Services, LLC
9800 Kincey Ave. Suite 100
Huntersville, NC 28078
(704)875-9092

ANALYTICAL RESULTS

Project: Bowen AP-1
Pace Project No.: 92711015

Sample: BOW-BGWC-38D **Lab ID: 92711015039** Collected: 02/06/24 16:07 Received: 02/09/24 12:47 Matrix: Water

Parameters	Results	Units	Report Limit	MDL	DF	Prepared	Analyzed	CAS No.	Qual
300.0 IC Anions 28 Days	Analytical Method: EPA 300.0 Rev 2.1 1993 Pace Analytical Services - Asheville								
Fluoride	**0.25**	mg/L	0.10	0.050	1		02/13/24 02:14	16984-48-8	
Sulfate	**195**	mg/L	7.0	3.5	7		02/13/24 11:08	14808-79-8	

REPORT OF LABORATORY ANALYSIS

This report shall not be reproduced, except in full,
without the written consent of Pace Analytical Services, LLC.

Pace Analytical Services, LLC
9800 Kincey Ave. Suite 100
Huntersville, NC 28078
(704)875-9092

ANALYTICAL RESULTS

Project: Bowen AP-1
Pace Project No.: 92711015

Sample: BOW-BGWC-35D **Lab ID: 92711015040** Collected: 02/07/24 10:57 Received: 02/09/24 12:47 Matrix: Water

Parameters	Results	Units	Report Limit	MDL	DF	Prepared	Analyzed	CAS No.	Qual
6010D ATL ICP	Analytical Method: EPA 6010D Preparation Method: EPA 3010A Pace Analytical Services - Peachtree Corners, GA								
Iron	**1.1**	mg/L	0.040	0.025	1	02/10/24 11:28	02/21/24 20:07	7439-89-6	
Manganese	**1.1**	mg/L	0.040	0.011	1	02/10/24 11:28	02/21/24 20:07	7439-96-5	
Magnesium	**129**	mg/L	0.050	0.012	1	02/10/24 11:28	02/21/24 20:07	7439-95-4	
Sodium	**39.8**	mg/L	10.0	5.8	10	02/10/24 11:28	02/23/24 16:11	7440-23-5	
Potassium	**11.4**	mg/L	5.0	1.5	10	02/10/24 11:28	02/25/24 18:58	7440-09-7	
Calcium	**636**	mg/L	10.0	1.2	10	02/10/24 11:28	02/25/24 18:58	7440-70-2	
6020 MET ICPMS	Analytical Method: EPA 6020B Preparation Method: EPA 3005A Pace Analytical Services - Peachtree Corners, GA								
Antimony	**0.0023J**	mg/L	0.0030	0.00054	1	02/10/24 10:55	02/16/24 16:51	7440-36-0	
Arsenic	**0.0073**	mg/L	0.0050	0.00084	1	02/10/24 10:55	02/16/24 16:51	7440-38-2	
Barium	**0.050**	mg/L	0.0050	0.00047	1	02/10/24 10:55	02/16/24 16:51	7440-39-3	
Beryllium	ND	mg/L	0.00050	0.000094	1	02/10/24 10:55	02/16/24 16:51	7440-41-7	
Boron	**15.4**	mg/L	2.0	0.60	50	02/10/24 10:55	02/19/24 12:58	7440-42-8	
Cadmium	ND	mg/L	0.00050	0.00010	1	02/10/24 10:55	02/16/24 16:51	7440-43-9	
Chromium	ND	mg/L	0.0050	0.0019	1	02/10/24 10:55	02/16/24 16:51	7440-47-3	
Cobalt	**0.0044J**	mg/L	0.0050	0.00032	1	02/10/24 10:55	02/16/24 16:51	7440-48-4	
Lead	ND	mg/L	0.0010	0.00016	1	02/10/24 10:55	02/16/24 16:51	7439-92-1	
Lithium	**0.023J**	mg/L	0.030	0.0016	1	02/10/24 10:55	02/16/24 16:51	7439-93-2	
Molybdenum	**0.037**	mg/L	0.010	0.00062	1	02/10/24 10:55	02/16/24 16:51	7439-98-7	
Selenium	ND	mg/L	0.0050	0.00096	1	02/10/24 10:55	02/16/24 16:51	7782-49-2	
Thallium	ND	mg/L	0.0010	0.00038	1	02/10/24 10:55	02/16/24 16:51	7440-28-0	
7470 Mercury	Analytical Method: EPA 7470A Preparation Method: EPA 7470A Pace Analytical Services - Peachtree Corners, GA								
Mercury	ND	mg/L	0.00020	0.00013	1	02/20/24 07:30	02/20/24 15:47	7439-97-6	
2320B Alkalinity	Analytical Method: SM 2320B-2011 Pace Analytical Services - Asheville								
Alkalinity,Bicarbonate (CaCO3)	**109**	mg/L	5.0	5.0	1		02/14/24 16:44		
Alkalinity,Carbonate (CaCO3)	ND	mg/L	5.0	5.0	1		02/14/24 16:44		
Alkalinity, Total as CaCO3	**109**	mg/L	5.0	5.0	1		02/14/24 16:44		
2540C Total Dissolved Solids	Analytical Method: SM 2540C-2015 Pace Analytical Services - Asheville								
Total Dissolved Solids	**2960**	mg/L	50.0	50.0	1		02/14/24 12:23		
4500S2D Sulfide Water	Analytical Method: SM 4500-S2D-2011 Pace Analytical Services - Asheville								
Sulfide	ND	mg/L	0.10	0.022	1		02/13/24 02:38	18496-25-8	
300.0 IC Anions 28 Days	Analytical Method: EPA 300.0 Rev 2.1 1993 Pace Analytical Services - Asheville								
Chloride	**868**	mg/L	19.0	11.4	19		02/13/24 11:53	16887-00-6	

REPORT OF LABORATORY ANALYSIS

This report shall not be reproduced, except in full,
without the written consent of Pace Analytical Services, LLC.

Pace Analytical Services, LLC
9800 Kincey Ave. Suite 100
Huntersville, NC 28078
(704)875-9092

ANALYTICAL RESULTS

Project: Bowen AP-1
Pace Project No.: 92711015

Sample: BOW-BGWC-35D **Lab ID: 92711015040** Collected: 02/07/24 10:57 Received: 02/09/24 12:47 Matrix: Water

Parameters	Results	Units	Report Limit	MDL	DF	Prepared	Analyzed	CAS No.	Qual
300.0 IC Anions 28 Days	Analytical Method: EPA 300.0 Rev 2.1 1993 Pace Analytical Services - Asheville								
Fluoride	**0.15**	mg/L	0.10	0.050	1		02/13/24 03:51	16984-48-8	
Sulfate	**623**	mg/L	19.0	9.5	19		02/13/24 11:53	14808-79-8	

REPORT OF LABORATORY ANALYSIS

This report shall not be reproduced, except in full,
without the written consent of Pace Analytical Services, LLC.

Pace Analytical Services, LLC
9800 Kincey Ave. Suite 100
Huntersville, NC 28078
(704)875-9092

ANALYTICAL RESULTS

Project: Bowen AP-1
Pace Project No.: 92711015

Sample: BOW-BGWC-37D **Lab ID: 92711015041** Collected: 02/07/24 13:17 Received: 02/09/24 12:47 Matrix: Water

Parameters	Results	Units	Report Limit	MDL	DF	Prepared	Analyzed	CAS No.	Qual
6010D ATL ICP	Analytical Method: EPA 6010D Preparation Method: EPA 3010A Pace Analytical Services - Peachtree Corners, GA								
Sodium	**13.5**	mg/L	1.0	0.58	1	02/10/24 11:28	02/23/24 16:16	7440-23-5	
Potassium	**1.9**	mg/L	0.50	0.15	1	02/10/24 11:28	02/25/24 19:02	7440-09-7	
Iron	**0.97**	mg/L	0.040	0.025	1	02/10/24 11:28	02/21/24 20:12	7439-89-6	
Manganese	**0.038J**	mg/L	0.040	0.011	1	02/10/24 11:28	02/21/24 20:12	7439-96-5	
Calcium	**113**	mg/L	1.0	0.12	1	02/10/24 11:28	02/21/24 20:12	7440-70-2	
Magnesium	**47.3**	mg/L	0.050	0.012	1	02/10/24 11:28	02/21/24 20:12	7439-95-4	
6020 MET ICPMS	Analytical Method: EPA 6020B Preparation Method: EPA 3005A Pace Analytical Services - Peachtree Corners, GA								
Antimony	ND	mg/L	0.0030	0.00054	1	02/10/24 10:55	02/16/24 16:54	7440-36-0	
Arsenic	**0.0075**	mg/L	0.0050	0.00084	1	02/10/24 10:55	02/16/24 16:54	7440-38-2	
Barium	**0.077**	mg/L	0.0050	0.00047	1	02/10/24 10:55	02/16/24 16:54	7440-39-3	
Beryllium	ND	mg/L	0.00050	0.000094	1	02/10/24 10:55	02/16/24 16:54	7440-41-7	
Boron	**1.6**	mg/L	0.040	0.012	1	02/10/24 10:55	02/16/24 16:54	7440-42-8	
Cadmium	ND	mg/L	0.00050	0.00010	1	02/10/24 10:55	02/16/24 16:54	7440-43-9	
Chromium	ND	mg/L	0.0050	0.0019	1	02/10/24 10:55	02/16/24 16:54	7440-47-3	
Cobalt	ND	mg/L	0.0050	0.00032	1	02/10/24 10:55	02/16/24 16:54	7440-48-4	
Lead	ND	mg/L	0.0010	0.00016	1	02/10/24 10:55	02/16/24 16:54	7439-92-1	
Lithium	**0.0029J**	mg/L	0.030	0.0016	1	02/10/24 10:55	02/16/24 16:54	7439-93-2	
Molybdenum	**0.016**	mg/L	0.010	0.00062	1	02/10/24 10:55	02/16/24 16:54	7439-98-7	
Selenium	ND	mg/L	0.0050	0.00096	1	02/10/24 10:55	02/16/24 16:54	7782-49-2	
Thallium	ND	mg/L	0.0010	0.00038	1	02/10/24 10:55	02/16/24 16:54	7440-28-0	
7470 Mercury	Analytical Method: EPA 7470A Preparation Method: EPA 7470A Pace Analytical Services - Peachtree Corners, GA								
Mercury	ND	mg/L	0.00020	0.00013	1	02/20/24 07:30	02/20/24 15:50	7439-97-6	
2320B Alkalinity	Analytical Method: SM 2320B-2011 Pace Analytical Services - Asheville								
Alkalinity,Bicarbonate (CaCO3)	**162**	mg/L	5.0	5.0	1		02/14/24 16:54		
Alkalinity,Carbonate (CaCO3)	ND	mg/L	5.0	5.0	1		02/14/24 16:54		
Alkalinity, Total as CaCO3	**162**	mg/L	5.0	5.0	1		02/14/24 16:54		
2540C Total Dissolved Solids	Analytical Method: SM 2540C-2015 Pace Analytical Services - Asheville								
Total Dissolved Solids	**610**	mg/L	50.0	50.0	1		02/14/24 12:23		
4500S2D Sulfide Water	Analytical Method: SM 4500-S2D-2011 Pace Analytical Services - Asheville								
Sulfide	**0.052J**	mg/L	0.10	0.022	1		02/13/24 02:38	18496-25-8	
300.0 IC Anions 28 Days	Analytical Method: EPA 300.0 Rev 2.1 1993 Pace Analytical Services - Asheville								
Chloride	**143**	mg/L	3.0	1.8	3		02/13/24 12:08	16887-00-6	

REPORT OF LABORATORY ANALYSIS

This report shall not be reproduced, except in full,
without the written consent of Pace Analytical Services, LLC.

Pace Analytical Services, LLC
9800 Kincey Ave. Suite 100
Huntersville, NC 28078
(704)875-9092

ANALYTICAL RESULTS

Project: Bowen AP-1
Pace Project No.: 92711015

Sample: BOW-BGWC-37D **Lab ID: 92711015041** Collected: 02/07/24 13:17 Received: 02/09/24 12:47 Matrix: Water

Parameters	Results	Units	Report Limit	MDL	DF	Prepared	Analyzed	CAS No.	Qual
300.0 IC Anions 28 Days	Analytical Method: EPA 300.0 Rev 2.1 1993 Pace Analytical Services - Asheville								
Fluoride	**0.14**	mg/L	0.10	0.050	1		02/13/24 04:06	16984-48-8	
Sulfate	**135**	mg/L	3.0	1.5	3		02/13/24 12:08	14808-79-8	

REPORT OF LABORATORY ANALYSIS

This report shall not be reproduced, except in full,
without the written consent of Pace Analytical Services, LLC.

Pace Analytical Services, LLC
9800 Kincey Ave. Suite 100
Huntersville, NC 28078
(704)875-9092

ANALYTICAL RESULTS

Project: Bowen AP-1
Pace Project No.: 92711015

Sample: BOW-BGWC-32 **Lab ID: 92711015042** Collected: 02/08/24 09:41 Received: 02/09/24 12:47 Matrix: Water

Parameters	Results	Units	Report Limit	MDL	DF	Prepared	Analyzed	CAS No.	Qual
6010D ATL ICP	Analytical Method: EPA 6010D Preparation Method: EPA 3010A Pace Analytical Services - Peachtree Corners, GA								
Iron	**0.29**	mg/L	0.040	0.025	1	02/10/24 11:28	02/21/24 20:17	7439-89-6	
Manganese	**0.098**	mg/L	0.040	0.011	1	02/10/24 11:28	02/21/24 20:17	7439-96-5	
Magnesium	**63.1**	mg/L	0.050	0.012	1	02/10/24 11:28	02/21/24 20:17	7439-95-4	
Calcium	**152**	mg/L	5.0	0.61	5	02/10/24 11:28	02/25/24 19:07	7440-70-2	
Potassium	**2.4J**	mg/L	2.5	0.76	5	02/10/24 11:28	02/23/24 16:21	7440-09-7	D3
Sodium	**12.9**	mg/L	5.0	2.9	5	02/10/24 11:28	02/23/24 16:21	7440-23-5	
6020 MET ICPMS	Analytical Method: EPA 6020B Preparation Method: EPA 3005A Pace Analytical Services - Peachtree Corners, GA								
Antimony	ND	mg/L	0.0030	0.00054	1	02/10/24 10:55	02/16/24 16:58	7440-36-0	
Arsenic	**0.0017J**	mg/L	0.0050	0.00084	1	02/10/24 10:55	02/16/24 16:58	7440-38-2	
Barium	**0.086**	mg/L	0.0050	0.00047	1	02/10/24 10:55	02/16/24 16:58	7440-39-3	
Beryllium	ND	mg/L	0.00050	0.000094	1	02/10/24 10:55	02/16/24 16:58	7440-41-7	
Boron	**2.1**	mg/L	0.040	0.012	1	02/10/24 10:55	02/16/24 16:58	7440-42-8	
Cadmium	ND	mg/L	0.00050	0.00010	1	02/10/24 10:55	02/16/24 16:58	7440-43-9	
Chromium	ND	mg/L	0.0050	0.0019	1	02/10/24 10:55	02/16/24 16:58	7440-47-3	
Cobalt	**0.0054**	mg/L	0.0050	0.00032	1	02/10/24 10:55	02/16/24 16:58	7440-48-4	
Lead	ND	mg/L	0.0010	0.00016	1	02/10/24 10:55	02/16/24 16:58	7439-92-1	
Lithium	ND	mg/L	0.030	0.0016	1	02/10/24 10:55	02/16/24 16:58	7439-93-2	
Molybdenum	**0.0043J**	mg/L	0.010	0.00062	1	02/10/24 10:55	02/16/24 16:58	7439-98-7	
Selenium	ND	mg/L	0.0050	0.00096	1	02/10/24 10:55	02/16/24 16:58	7782-49-2	
Thallium	ND	mg/L	0.0010	0.00038	1	02/10/24 10:55	02/16/24 16:58	7440-28-0	
7470 Mercury	Analytical Method: EPA 7470A Preparation Method: EPA 7470A Pace Analytical Services - Peachtree Corners, GA								
Mercury	ND	mg/L	0.00020	0.00013	1	02/20/24 07:30	02/20/24 15:58	7439-97-6	
2320B Alkalinity	Analytical Method: SM 2320B-2011 Pace Analytical Services - Asheville								
Alkalinity,Bicarbonate (CaCO3)	**190**	mg/L	5.0	5.0	1		02/15/24 14:50		
Alkalinity,Carbonate (CaCO3)	ND	mg/L	5.0	5.0	1		02/15/24 14:50		
Alkalinity, Total as CaCO3	**190**	mg/L	5.0	5.0	1		02/15/24 14:50		
2540C Total Dissolved Solids	Analytical Method: SM 2540C-2015 Pace Analytical Services - Asheville								
Total Dissolved Solids	**826**	mg/L	50.0	50.0	1		02/15/24 10:03		
4500S2D Sulfide Water	Analytical Method: SM 4500-S2D-2011 Pace Analytical Services - Asheville								
Sulfide	ND	mg/L	0.10	0.022	1		02/13/24 03:20	18496-25-8	
300.0 IC Anions 28 Days	Analytical Method: EPA 300.0 Rev 2.1 1993 Pace Analytical Services - Asheville								
Chloride	**196**	mg/L	4.0	2.4	4		02/13/24 12:23	16887-00-6	

REPORT OF LABORATORY ANALYSIS

This report shall not be reproduced, except in full,
without the written consent of Pace Analytical Services, LLC.

Pace Analytical Services, LLC
9800 Kincey Ave. Suite 100
Huntersville, NC 28078
(704)875-9092

ANALYTICAL RESULTS

Project: Bowen AP-1
Pace Project No.: 92711015

Sample: BOW-BGWC-32 **Lab ID: 92711015042** Collected: 02/08/24 09:41 Received: 02/09/24 12:47 Matrix: Water

Parameters	Results	Units	Report Limit	MDL	DF	Prepared	Analyzed	CAS No.	Qual
300.0 IC Anions 28 Days	Analytical Method: EPA 300.0 Rev 2.1 1993 Pace Analytical Services - Asheville								
Fluoride	**0.12**	mg/L	0.10	0.050	1		02/13/24 04:22	16984-48-8	
Sulfate	**189**	mg/L	4.0	2.0	4		02/13/24 12:23	14808-79-8	

REPORT OF LABORATORY ANALYSIS

This report shall not be reproduced, except in full,
without the written consent of Pace Analytical Services, LLC.

Pace Analytical Services, LLC
9800 Kincey Ave. Suite 100
Huntersville, NC 28078
(704)875-9092

ANALYTICAL RESULTS

Project: Bowen AP-1
Pace Project No.: 92711015

Sample: BOW-BGWC-49D **Lab ID: 92711015043** Collected: 02/06/24 16:01 Received: 02/09/24 12:47 Matrix: Water

Parameters	Results	Units	Report Limit	MDL	DF	Prepared	Analyzed	CAS No.	Qual
6010D ATL ICP	Analytical Method: EPA 6010D Preparation Method: EPA 3010A Pace Analytical Services - Peachtree Corners, GA								
Potassium	**3.0**	mg/L	2.5	0.76	5	02/10/24 11:28	02/25/24 19:12	7440-09-7	
Calcium	**213**	mg/L	5.0	0.61	5	02/10/24 11:28	02/25/24 19:12	7440-70-2	
Iron	**0.59**	mg/L	0.040	0.025	1	02/10/24 11:28	02/21/24 20:21	7439-89-6	
Manganese	**0.18**	mg/L	0.040	0.011	1	02/10/24 11:28	02/21/24 20:21	7439-96-5	
Magnesium	**90.7**	mg/L	0.050	0.012	1	02/10/24 11:28	02/21/24 20:21	7439-95-4	
Sodium	**36.0**	mg/L	5.0	2.9	5	02/10/24 11:28	02/23/24 16:25	7440-23-5	
6020 MET ICPMS	Analytical Method: EPA 6020B Preparation Method: EPA 3005A Pace Analytical Services - Peachtree Corners, GA								
Antimony	ND	mg/L	0.0030	0.00054	1	02/10/24 10:55	02/16/24 17:02	7440-36-0	
Arsenic	**0.0022J**	mg/L	0.0050	0.00084	1	02/10/24 10:55	02/16/24 17:02	7440-38-2	
Barium	**0.057**	mg/L	0.0050	0.00047	1	02/10/24 10:55	02/16/24 17:02	7440-39-3	
Beryllium	ND	mg/L	0.00050	0.000094	1	02/10/24 10:55	02/16/24 17:02	7440-41-7	
Boron	**8.7**	mg/L	0.040	0.012	1	02/10/24 10:55	02/16/24 17:02	7440-42-8	
Cadmium	ND	mg/L	0.00050	0.00010	1	02/10/24 10:55	02/16/24 17:02	7440-43-9	
Chromium	ND	mg/L	0.0050	0.0019	1	02/10/24 10:55	02/16/24 17:02	7440-47-3	
Cobalt	**0.0011J**	mg/L	0.0050	0.00032	1	02/10/24 10:55	02/16/24 17:02	7440-48-4	
Lead	ND	mg/L	0.0010	0.00016	1	02/10/24 10:55	02/16/24 17:02	7439-92-1	
Lithium	**0.0058J**	mg/L	0.030	0.0016	1	02/10/24 10:55	02/16/24 17:02	7439-93-2	
Molybdenum	**0.0056J**	mg/L	0.010	0.00062	1	02/10/24 10:55	02/16/24 17:02	7439-98-7	
Selenium	ND	mg/L	0.0050	0.00096	1	02/10/24 10:55	02/16/24 17:02	7782-49-2	
Thallium	ND	mg/L	0.0010	0.00038	1	02/10/24 10:55	02/16/24 17:02	7440-28-0	
7470 Mercury	Analytical Method: EPA 7470A Preparation Method: EPA 7470A Pace Analytical Services - Peachtree Corners, GA								
Mercury	ND	mg/L	0.00020	0.00013	1	02/20/24 07:30	02/20/24 16:01	7439-97-6	
2320B Alkalinity	Analytical Method: SM 2320B-2011 Pace Analytical Services - Asheville								
Alkalinity,Bicarbonate (CaCO3)	**103**	mg/L	5.0	5.0	1		02/13/24 14:36		
Alkalinity,Carbonate (CaCO3)	ND	mg/L	5.0	5.0	1		02/13/24 14:36		
Alkalinity, Total as CaCO3	**103**	mg/L	5.0	5.0	1		02/13/24 14:36		
2540C Total Dissolved Solids	Analytical Method: SM 2540C-2015 Pace Analytical Services - Asheville								
Total Dissolved Solids	**1300**	mg/L	50.0	50.0	1		02/13/24 12:39		
4500S2D Sulfide Water	Analytical Method: SM 4500-S2D-2011 Pace Analytical Services - Asheville								
Sulfide	ND	mg/L	0.10	0.022	1		02/13/24 02:36	18496-25-8	
300.0 IC Anions 28 Days	Analytical Method: EPA 300.0 Rev 2.1 1993 Pace Analytical Services - Asheville								
Chloride	**442**	mg/L	9.0	5.4	9		02/13/24 13:08	16887-00-6	

REPORT OF LABORATORY ANALYSIS

This report shall not be reproduced, except in full,
without the written consent of Pace Analytical Services, LLC.

Pace Analytical Services, LLC
9800 Kincey Ave. Suite 100
Huntersville, NC 28078
(704)875-9092

ANALYTICAL RESULTS

Project: Bowen AP-1
Pace Project No.: 92711015

Sample: BOW-BGWC-49D **Lab ID: 92711015043** Collected: 02/06/24 16:01 Received: 02/09/24 12:47 Matrix: Water

Parameters	Results	Units	Report Limit	MDL	DF	Prepared	Analyzed	CAS No.	Qual
300.0 IC Anions 28 Days	Analytical Method: EPA 300.0 Rev 2.1 1993 Pace Analytical Services - Asheville								
Fluoride	**0.063J**	mg/L	0.10	0.050	1		02/13/24 04:37	16984-48-8	
Sulfate	**214**	mg/L	9.0	4.5	9		02/13/24 13:08	14808-79-8	

REPORT OF LABORATORY ANALYSIS

This report shall not be reproduced, except in full,
without the written consent of Pace Analytical Services, LLC.

Pace Analytical Services, LLC
9800 Kincey Ave. Suite 100
Huntersville, NC 28078
(704)875-9092

ANALYTICAL RESULTS

Project: Bowen AP-1
Pace Project No.: 92711015

Sample: BOW-BGWC-40 **Lab ID: 92711015044** Collected: 02/07/24 12:44 Received: 02/09/24 12:47 Matrix: Water

Parameters	Results	Units	Report Limit	MDL	DF	Prepared	Analyzed	CAS No.	Qual
6010D ATL ICP	Analytical Method: EPA 6010D Preparation Method: EPA 3010A Pace Analytical Services - Peachtree Corners, GA								
Manganese	ND	mg/L	0.040	0.011	1	02/10/24 11:28	02/21/24 20:26	7439-96-5	
Calcium	**116**	mg/L	1.0	0.12	1	02/10/24 11:28	02/21/24 20:26	7440-70-2	
Magnesium	**37.3**	mg/L	0.050	0.012	1	02/10/24 11:28	02/21/24 20:26	7439-95-4	
Sodium	**7.7**	mg/L	1.0	0.58	1	02/10/24 11:28	02/23/24 16:30	7440-23-5	
Iron	**0.041**	mg/L	0.040	0.025	1	02/10/24 11:28	02/26/24 12:09	7439-89-6	
Potassium	**2.3**	mg/L	0.50	0.15	1	02/10/24 11:28	02/26/24 12:09	7440-09-7	
6020 MET ICPMS	Analytical Method: EPA 6020B Preparation Method: EPA 3005A Pace Analytical Services - Peachtree Corners, GA								
Antimony	ND	mg/L	0.0030	0.00054	1	02/10/24 10:55	02/16/24 17:06	7440-36-0	
Arsenic	**0.00094J**	mg/L	0.0050	0.00084	1	02/10/24 10:55	02/16/24 17:06	7440-38-2	
Barium	**0.039**	mg/L	0.0050	0.00047	1	02/10/24 10:55	02/16/24 17:06	7440-39-3	
Beryllium	ND	mg/L	0.00050	0.000094	1	02/10/24 10:55	02/16/24 17:06	7440-41-7	
Boron	**2.5**	mg/L	0.040	0.012	1	02/10/24 10:55	02/16/24 17:06	7440-42-8	
Cadmium	ND	mg/L	0.00050	0.00010	1	02/10/24 10:55	02/16/24 17:06	7440-43-9	
Chromium	ND	mg/L	0.0050	0.0019	1	02/10/24 10:55	02/16/24 17:06	7440-47-3	
Cobalt	**0.00034J**	mg/L	0.0050	0.00032	1	02/10/24 10:55	02/16/24 17:06	7440-48-4	
Lead	ND	mg/L	0.0010	0.00016	1	02/10/24 10:55	02/16/24 17:06	7439-92-1	
Lithium	ND	mg/L	0.030	0.0016	1	02/10/24 10:55	02/16/24 17:06	7439-93-2	
Molybdenum	ND	mg/L	0.010	0.00062	1	02/10/24 10:55	02/16/24 17:06	7439-98-7	
Selenium	**0.0091**	mg/L	0.0050	0.00096	1	02/10/24 10:55	02/16/24 17:06	7782-49-2	
Thallium	ND	mg/L	0.0010	0.00038	1	02/10/24 10:55	02/16/24 17:06	7440-28-0	
7470 Mercury	Analytical Method: EPA 7470A Preparation Method: EPA 7470A Pace Analytical Services - Peachtree Corners, GA								
Mercury	ND	mg/L	0.00020	0.00013	1	02/20/24 07:30	02/20/24 16:03	7439-97-6	
2320B Alkalinity	Analytical Method: SM 2320B-2011 Pace Analytical Services - Asheville								
Alkalinity,Bicarbonate (CaCO3)	**217**	mg/L	5.0	5.0	1		02/15/24 08:30		
Alkalinity,Carbonate (CaCO3)	ND	mg/L	5.0	5.0	1		02/15/24 08:30		
Alkalinity, Total as CaCO3	**217**	mg/L	5.0	5.0	1		02/15/24 08:30		
2540C Total Dissolved Solids	Analytical Method: SM 2540C-2015 Pace Analytical Services - Asheville								
Total Dissolved Solids	**579**	mg/L	25.0	25.0	1		02/14/24 12:16		
4500S2D Sulfide Water	Analytical Method: SM 4500-S2D-2011 Pace Analytical Services - Asheville								
Sulfide	ND	mg/L	0.10	0.022	1		02/13/24 02:39	18496-25-8	
300.0 IC Anions 28 Days	Analytical Method: EPA 300.0 Rev 2.1 1993 Pace Analytical Services - Asheville								
Chloride	**97.3**	mg/L	1.0	0.60	1		02/13/24 04:52	16887-00-6	

REPORT OF LABORATORY ANALYSIS

This report shall not be reproduced, except in full,
without the written consent of Pace Analytical Services, LLC.

Pace Analytical Services, LLC
9800 Kincey Ave. Suite 100
Huntersville, NC 28078
(704)875-9092

ANALYTICAL RESULTS

Project: Bowen AP-1
Pace Project No.: 92711015

Sample: BOW-BGWC-40 **Lab ID: 92711015044** Collected: 02/07/24 12:44 Received: 02/09/24 12:47 Matrix: Water

Parameters	Results	Units	Report Limit	MDL	DF	Prepared	Analyzed	CAS No.	Qual
300.0 IC Anions 28 Days	Analytical Method: EPA 300.0 Rev 2.1 1993 Pace Analytical Services - Asheville								
Fluoride	**0.072J**	mg/L	0.10	0.050	1		02/13/24 04:52	16984-48-8	
Sulfate	**106**	mg/L	2.0	1.0	2		02/13/24 13:24	14808-79-8	

REPORT OF LABORATORY ANALYSIS

This report shall not be reproduced, except in full,
without the written consent of Pace Analytical Services, LLC.

Pace Analytical Services, LLC
9800 Kincey Ave. Suite 100
Huntersville, NC 28078
(704)875-9092

ANALYTICAL RESULTS

Project: Bowen AP-1
Pace Project No.: 92711015

Sample: BOW-BGWC-41D **Lab ID: 92711015045** Collected: 02/07/24 15:02 Received: 02/09/24 12:47 Matrix: Water

Parameters	Results	Units	Report Limit	MDL	DF	Prepared	Analyzed	CAS No.	Qual
6010D ATL ICP	Analytical Method: EPA 6010D Preparation Method: EPA 3010A Pace Analytical Services - Peachtree Corners, GA								
Potassium	**0.89J**	mg/L	2.5	0.76	5	02/10/24 11:28	02/23/24 16:44	7440-09-7	D3
Sodium	**24.3**	mg/L	5.0	2.9	5	02/10/24 11:28	02/23/24 16:44	7440-23-5	
Iron	**0.76**	mg/L	0.040	0.025	1	02/10/24 11:28	02/21/24 20:31	7439-89-6	
Manganese	**0.027J**	mg/L	0.040	0.011	1	02/10/24 11:28	02/21/24 20:31	7439-96-5	
Magnesium	**108**	mg/L	0.050	0.012	1	02/10/24 11:28	02/21/24 20:31	7439-95-4	
Calcium	**241**	mg/L	5.0	0.61	5	02/10/24 11:28	02/25/24 19:49	7440-70-2	
6020 MET ICPMS	Analytical Method: EPA 6020B Preparation Method: EPA 3005A Pace Analytical Services - Peachtree Corners, GA								
Antimony	ND	mg/L	0.0030	0.00054	1	02/10/24 10:55	02/16/24 17:09	7440-36-0	
Arsenic	**0.0023J**	mg/L	0.0050	0.00084	1	02/10/24 10:55	02/16/24 17:09	7440-38-2	
Barium	**0.072**	mg/L	0.0050	0.00047	1	02/10/24 10:55	02/16/24 17:09	7440-39-3	
Beryllium	ND	mg/L	0.00050	0.000094	1	02/10/24 10:55	02/16/24 17:09	7440-41-7	
Boron	**1.8**	mg/L	0.040	0.012	1	02/10/24 10:55	02/16/24 17:09	7440-42-8	
Cadmium	ND	mg/L	0.00050	0.00010	1	02/10/24 10:55	02/16/24 17:09	7440-43-9	
Chromium	ND	mg/L	0.0050	0.0019	1	02/10/24 10:55	02/16/24 17:09	7440-47-3	
Cobalt	**0.00044J**	mg/L	0.0050	0.00032	1	02/10/24 10:55	02/16/24 17:09	7440-48-4	
Lead	ND	mg/L	0.0010	0.00016	1	02/10/24 10:55	02/16/24 17:09	7439-92-1	
Lithium	**0.0022J**	mg/L	0.030	0.0016	1	02/10/24 10:55	02/16/24 17:09	7439-93-2	
Molybdenum	**0.0079J**	mg/L	0.010	0.00062	1	02/10/24 10:55	02/16/24 17:09	7439-98-7	
Selenium	ND	mg/L	0.0050	0.00096	1	02/10/24 10:55	02/16/24 17:09	7782-49-2	
Thallium	ND	mg/L	0.0010	0.00038	1	02/10/24 10:55	02/16/24 17:09	7440-28-0	
7470 Mercury	Analytical Method: EPA 7470A Preparation Method: EPA 7470A Pace Analytical Services - Peachtree Corners, GA								
Mercury	ND	mg/L	0.00020	0.00013	1	02/20/24 07:30	02/20/24 13:35	7439-97-6	
2320B Alkalinity	Analytical Method: SM 2320B-2011 Pace Analytical Services - Asheville								
Alkalinity,Bicarbonate (CaCO3)	**114**	mg/L	5.0	5.0	1		02/14/24 17:26		
Alkalinity,Carbonate (CaCO3)	ND	mg/L	5.0	5.0	1		02/14/24 17:26		
Alkalinity, Total as CaCO3	**114**	mg/L	5.0	5.0	1		02/14/24 17:26		
2540C Total Dissolved Solids	Analytical Method: SM 2540C-2015 Pace Analytical Services - Asheville								
Total Dissolved Solids	**1440**	mg/L	50.0	50.0	1		02/14/24 12:16		
4500S2D Sulfide Water	Analytical Method: SM 4500-S2D-2011 Pace Analytical Services - Asheville								
Sulfide	ND	mg/L	0.10	0.022	1		02/13/24 02:39	18496-25-8	
300.0 IC Anions 28 Days	Analytical Method: EPA 300.0 Rev 2.1 1993 Pace Analytical Services - Asheville								
Chloride	**406**	mg/L	9.0	5.4	9		02/13/24 13:39	16887-00-6	

REPORT OF LABORATORY ANALYSIS

This report shall not be reproduced, except in full,
without the written consent of Pace Analytical Services, LLC.

Pace Analytical Services, LLC
9800 Kincey Ave. Suite 100
Huntersville, NC 28078
(704)875-9092

ANALYTICAL RESULTS

Project: Bowen AP-1
Pace Project No.: 92711015

Sample: BOW-BGWC-41D **Lab ID: 92711015045** Collected: 02/07/24 15:02 Received: 02/09/24 12:47 Matrix: Water

Parameters	Results	Units	Report Limit	MDL	DF	Prepared	Analyzed	CAS No.	Qual
300.0 IC Anions 28 Days	Analytical Method: EPA 300.0 Rev 2.1 1993 Pace Analytical Services - Asheville								
Fluoride	**0.064J**	mg/L	0.10	0.050	1		02/13/24 05:08	16984-48-8	
Sulfate	**329**	mg/L	9.0	4.5	9		02/13/24 13:39	14808-79-8	

REPORT OF LABORATORY ANALYSIS

This report shall not be reproduced, except in full,
without the written consent of Pace Analytical Services, LLC.

Pace Analytical Services, LLC
9800 Kincey Ave. Suite 100
Huntersville, NC 28078
(704)875-9092

ANALYTICAL RESULTS

Project: Bowen AP-1
Pace Project No.: 92711015

Sample: BOW-BGWC-42D **Lab ID: 92711015046** Collected: 02/07/24 16:01 Received: 02/09/24 12:47 Matrix: Water

Parameters	Results	Units	Report Limit	MDL	DF	Prepared	Analyzed	CAS No.	Qual
6010D ATL ICP	Analytical Method: EPA 6010D Preparation Method: EPA 3010A Pace Analytical Services - Peachtree Corners, GA								
Potassium	**1.9**	mg/L	0.50	0.15	1	02/10/24 11:28	02/25/24 19:54	7440-09-7	
Sodium	**39.9**	mg/L	1.0	0.58	1	02/10/24 11:28	02/23/24 16:49	7440-23-5	
Iron	**0.34**	mg/L	0.040	0.025	1	02/10/24 11:28	02/21/24 20:36	7439-89-6	
Manganese	**0.025J**	mg/L	0.040	0.011	1	02/10/24 11:28	02/21/24 20:36	7439-96-5	
Calcium	**81.2**	mg/L	1.0	0.12	1	02/10/24 11:28	02/21/24 20:36	7440-70-2	
Magnesium	**33.2**	mg/L	0.050	0.012	1	02/10/24 11:28	02/21/24 20:36	7439-95-4	
6020 MET ICPMS	Analytical Method: EPA 6020B Preparation Method: EPA 3005A Pace Analytical Services - Peachtree Corners, GA								
Antimony	ND	mg/L	0.0030	0.00054	1	02/10/24 10:55	02/16/24 17:13	7440-36-0	
Arsenic	**0.0040J**	mg/L	0.0050	0.00084	1	02/10/24 10:55	02/16/24 17:13	7440-38-2	
Barium	**0.060**	mg/L	0.0050	0.00047	1	02/10/24 10:55	02/16/24 17:13	7440-39-3	
Beryllium	ND	mg/L	0.00050	0.000094	1	02/10/24 10:55	02/16/24 17:13	7440-41-7	
Boron	**1.9**	mg/L	0.040	0.012	1	02/10/24 10:55	02/16/24 17:13	7440-42-8	
Cadmium	ND	mg/L	0.00050	0.00010	1	02/10/24 10:55	02/16/24 17:13	7440-43-9	
Chromium	ND	mg/L	0.0050	0.0019	1	02/10/24 10:55	02/16/24 17:13	7440-47-3	
Cobalt	ND	mg/L	0.0050	0.00032	1	02/10/24 10:55	02/16/24 17:13	7440-48-4	
Lead	ND	mg/L	0.0010	0.00016	1	02/10/24 10:55	02/16/24 17:13	7439-92-1	
Lithium	**0.0021J**	mg/L	0.030	0.0016	1	02/10/24 10:55	02/16/24 17:13	7439-93-2	
Molybdenum	**0.013**	mg/L	0.010	0.00062	1	02/10/24 10:55	02/16/24 17:13	7439-98-7	
Selenium	ND	mg/L	0.0050	0.00096	1	02/10/24 10:55	02/16/24 17:13	7782-49-2	
Thallium	ND	mg/L	0.0010	0.00038	1	02/10/24 10:55	02/16/24 17:13	7440-28-0	
7470 Mercury	Analytical Method: EPA 7470A Preparation Method: EPA 7470A Pace Analytical Services - Peachtree Corners, GA								
Mercury	ND	mg/L	0.00020	0.00013	1	02/20/24 07:30	02/20/24 13:37	7439-97-6	
2320B Alkalinity	Analytical Method: SM 2320B-2011 Pace Analytical Services - Asheville								
Alkalinity,Bicarbonate (CaCO3)	**201**	mg/L	5.0	5.0	1		02/14/24 17:35		
Alkalinity,Carbonate (CaCO3)	ND	mg/L	5.0	5.0	1		02/14/24 17:35		
Alkalinity, Total as CaCO3	**201**	mg/L	5.0	5.0	1		02/14/24 17:35		
2540C Total Dissolved Solids	Analytical Method: SM 2540C-2015 Pace Analytical Services - Asheville								
Total Dissolved Solids	**543**	mg/L	25.0	25.0	1		02/14/24 12:16		
4500S2D Sulfide Water	Analytical Method: SM 4500-S2D-2011 Pace Analytical Services - Asheville								
Sulfide	**4.4**	mg/L	2.5	0.55	25		02/13/24 02:44	18496-25-8	
300.0 IC Anions 28 Days	Analytical Method: EPA 300.0 Rev 2.1 1993 Pace Analytical Services - Asheville								
Chloride	**80.7**	mg/L	1.0	0.60	1		02/13/24 05:23	16887-00-6	

REPORT OF LABORATORY ANALYSIS

This report shall not be reproduced, except in full,
without the written consent of Pace Analytical Services, LLC.

Pace Analytical Services, LLC
9800 Kincey Ave. Suite 100
Huntersville, NC 28078
(704)875-9092

ANALYTICAL RESULTS

Project: Bowen AP-1
Pace Project No.: 92711015

Sample: BOW-BGWC-42D **Lab ID: 92711015046** Collected: 02/07/24 16:01 Received: 02/09/24 12:47 Matrix: Water

Parameters	Results	Units	Report Limit	MDL	DF	Prepared	Analyzed	CAS No.	Qual
300.0 IC Anions 28 Days	Analytical Method: EPA 300.0 Rev 2.1 1993 Pace Analytical Services - Asheville								
Fluoride	**0.50**	mg/L	0.10	0.050	1		02/13/24 05:23	16984-48-8	
Sulfate	**109**	mg/L	2.0	1.0	2		02/13/24 13:54	14808-79-8	

REPORT OF LABORATORY ANALYSIS

This report shall not be reproduced, except in full,
without the written consent of Pace Analytical Services, LLC.

Pace Analytical Services, LLC
9800 Kincey Ave. Suite 100
Huntersville, NC 28078
(704)875-9092

ANALYTICAL RESULTS

Project: Bowen AP-1
Pace Project No.: 92711015

Sample: BOW-BGWC-39 **Lab ID: 92711015047** Collected: 02/08/24 10:50 Received: 02/09/24 12:47 Matrix: Water

Parameters	Results	Units	Report Limit	MDL	DF	Prepared	Analyzed	CAS No.	Qual
6010D ATL ICP	Analytical Method: EPA 6010D Preparation Method: EPA 3010A Pace Analytical Services - Peachtree Corners, GA								
Sodium	**17.3**	mg/L	1.0	0.58	1	02/10/24 11:28	02/23/24 16:54	7440-23-5	
Iron	**0.026J**	mg/L	0.040	0.025	1	02/10/24 11:28	02/26/24 12:14	7439-89-6	
Potassium	**8.0**	mg/L	0.50	0.15	1	02/10/24 11:28	02/26/24 12:14	7440-09-7	
Calcium	**264**	mg/L	1.0	0.12	1	02/10/24 11:28	02/26/24 12:14	7440-70-2	
Manganese	**0.048**	mg/L	0.040	0.011	1	02/10/24 11:28	02/21/24 20:40	7439-96-5	
Magnesium	**46.8**	mg/L	0.050	0.012	1	02/10/24 11:28	02/21/24 20:40	7439-95-4	
6020 MET ICPMS	Analytical Method: EPA 6020B Preparation Method: EPA 3005A Pace Analytical Services - Peachtree Corners, GA								
Antimony	ND	mg/L	0.0030	0.00054	1	02/10/24 10:55	02/16/24 17:17	7440-36-0	
Arsenic	**0.0012J**	mg/L	0.0050	0.00084	1	02/10/24 10:55	02/16/24 17:17	7440-38-2	
Barium	**0.043**	mg/L	0.0050	0.00047	1	02/10/24 10:55	02/16/24 17:17	7440-39-3	
Beryllium	ND	mg/L	0.00050	0.000094	1	02/10/24 10:55	02/16/24 17:17	7440-41-7	
Boron	**7.4**	mg/L	0.040	0.012	1	02/10/24 10:55	02/16/24 17:17	7440-42-8	
Cadmium	ND	mg/L	0.00050	0.00010	1	02/10/24 10:55	02/16/24 17:17	7440-43-9	
Chromium	ND	mg/L	0.0050	0.0019	1	02/10/24 10:55	02/16/24 17:17	7440-47-3	
Cobalt	ND	mg/L	0.0050	0.00032	1	02/10/24 10:55	02/16/24 17:17	7440-48-4	
Lead	ND	mg/L	0.0010	0.00016	1	02/10/24 10:55	02/16/24 17:17	7439-92-1	
Lithium	**0.0048J**	mg/L	0.030	0.0016	1	02/10/24 10:55	02/16/24 17:17	7439-93-2	
Molybdenum	**0.0036J**	mg/L	0.010	0.00062	1	02/10/24 10:55	02/16/24 17:17	7439-98-7	
Selenium	ND	mg/L	0.0050	0.00096	1	02/10/24 10:55	02/16/24 17:17	7782-49-2	
Thallium	ND	mg/L	0.0010	0.00038	1	02/10/24 10:55	02/16/24 17:17	7440-28-0	
7470 Mercury	Analytical Method: EPA 7470A Preparation Method: EPA 7470A Pace Analytical Services - Peachtree Corners, GA								
Mercury	ND	mg/L	0.00020	0.00013	1	02/20/24 07:30	02/20/24 13:40	7439-97-6	
2320B Alkalinity	Analytical Method: SM 2320B-2011 Pace Analytical Services - Asheville								
Alkalinity,Bicarbonate (CaCO3)	**188**	mg/L	5.0	5.0	1		02/15/24 15:03		
Alkalinity,Carbonate (CaCO3)	ND	mg/L	5.0	5.0	1		02/15/24 15:03		
Alkalinity, Total as CaCO3	**188**	mg/L	5.0	5.0	1		02/15/24 15:03		
2540C Total Dissolved Solids	Analytical Method: SM 2540C-2015 Pace Analytical Services - Asheville								
Total Dissolved Solids	**1250**	mg/L	50.0	50.0	1		02/15/24 10:03		
4500S2D Sulfide Water	Analytical Method: SM 4500-S2D-2011 Pace Analytical Services - Asheville								
Sulfide	ND	mg/L	0.10	0.022	1		02/13/24 03:21	18496-25-8	
300.0 IC Anions 28 Days	Analytical Method: EPA 300.0 Rev 2.1 1993 Pace Analytical Services - Asheville								
Chloride	**284**	mg/L	6.0	3.6	6		02/13/24 14:09	16887-00-6	

REPORT OF LABORATORY ANALYSIS

This report shall not be reproduced, except in full,
without the written consent of Pace Analytical Services, LLC.

Pace Analytical Services, LLC
9800 Kincey Ave. Suite 100
Huntersville, NC 28078
(704)875-9092

ANALYTICAL RESULTS

Project: Bowen AP-1
Pace Project No.: 92711015

Sample: BOW-BGWC-39 **Lab ID: 92711015047** Collected: 02/08/24 10:50 Received: 02/09/24 12:47 Matrix: Water

Parameters	Results	Units	Report Limit	MDL	DF	Prepared	Analyzed	CAS No.	Qual
300.0 IC Anions 28 Days	Analytical Method: EPA 300.0 Rev 2.1 1993 Pace Analytical Services - Asheville								
Fluoride	**0.10**	mg/L	0.10	0.050	1		02/13/24 05:38	16984-48-8	
Sulfate	**282**	mg/L	6.0	3.0	6		02/13/24 14:09	14808-79-8	

REPORT OF LABORATORY ANALYSIS

This report shall not be reproduced, except in full,
without the written consent of Pace Analytical Services, LLC.

Pace Analytical Services, LLC
9800 Kincey Ave. Suite 100
Huntersville, NC 28078
(704)875-9092

ANALYTICAL RESULTS

Project: Bowen AP-1
Pace Project No.: 92711015

Sample: BOW-AP1-FD-04 **Lab ID: 92711015048** Collected: 02/07/24 00:00 Received: 02/09/24 12:47 Matrix: Water

Parameters	Results	Units	Report Limit	MDL	DF	Prepared	Analyzed	CAS No.	Qual
6010D ATL ICP	Analytical Method: EPA 6010D Preparation Method: EPA 3010A Pace Analytical Services - Peachtree Corners, GA								
Iron	**0.73**	mg/L	0.040	0.025	1	02/10/24 11:28	02/21/24 21:40	7439-89-6	
Manganese	**0.027J**	mg/L	0.040	0.011	1	02/10/24 11:28	02/21/24 21:40	7439-96-5	
Magnesium	**106**	mg/L	0.050	0.012	1	02/10/24 11:28	02/21/24 21:40	7439-95-4	
Potassium	**2.1J**	mg/L	2.5	0.76	5	02/10/24 11:28	02/25/24 20:04	7440-09-7	D3
Calcium	**232**	mg/L	5.0	0.61	5	02/10/24 11:28	02/25/24 20:04	7440-70-2	
Sodium	**24.5**	mg/L	5.0	2.9	5	02/10/24 11:28	02/23/24 16:59	7440-23-5	
6020 MET ICPMS	Analytical Method: EPA 6020B Preparation Method: EPA 3005A Pace Analytical Services - Peachtree Corners, GA								
Antimony	ND	mg/L	0.0030	0.00054	1	02/10/24 10:55	02/16/24 17:20	7440-36-0	
Arsenic	**0.0026J**	mg/L	0.0050	0.00084	1	02/10/24 10:55	02/16/24 17:20	7440-38-2	
Barium	**0.071**	mg/L	0.0050	0.00047	1	02/10/24 10:55	02/16/24 17:20	7440-39-3	
Beryllium	ND	mg/L	0.00050	0.000094	1	02/10/24 10:55	02/16/24 17:20	7440-41-7	
Boron	**1.8**	mg/L	0.040	0.012	1	02/10/24 10:55	02/16/24 17:20	7440-42-8	
Cadmium	ND	mg/L	0.00050	0.00010	1	02/10/24 10:55	02/16/24 17:20	7440-43-9	
Chromium	ND	mg/L	0.0050	0.0019	1	02/10/24 10:55	02/16/24 17:20	7440-47-3	
Cobalt	**0.00042J**	mg/L	0.0050	0.00032	1	02/10/24 10:55	02/16/24 17:20	7440-48-4	
Lead	ND	mg/L	0.0010	0.00016	1	02/10/24 10:55	02/16/24 17:20	7439-92-1	
Lithium	**0.0022J**	mg/L	0.030	0.0016	1	02/10/24 10:55	02/16/24 17:20	7439-93-2	
Molybdenum	**0.0079J**	mg/L	0.010	0.00062	1	02/10/24 10:55	02/16/24 17:20	7439-98-7	
Selenium	ND	mg/L	0.0050	0.00096	1	02/10/24 10:55	02/16/24 17:20	7782-49-2	
Thallium	ND	mg/L	0.0010	0.00038	1	02/10/24 10:55	02/16/24 17:20	7440-28-0	
7470 Mercury	Analytical Method: EPA 7470A Preparation Method: EPA 7470A Pace Analytical Services - Peachtree Corners, GA								
Mercury	ND	mg/L	0.00020	0.00013	1	02/20/24 07:30	02/20/24 13:43	7439-97-6	
2320B Alkalinity	Analytical Method: SM 2320B-2011 Pace Analytical Services - Asheville								
Alkalinity,Bicarbonate (CaCO3)	**115**	mg/L	5.0	5.0	1		02/14/24 17:48		
Alkalinity,Carbonate (CaCO3)	ND	mg/L	5.0	5.0	1		02/14/24 17:48		
Alkalinity, Total as CaCO3	**115**	mg/L	5.0	5.0	1		02/14/24 17:48		
2540C Total Dissolved Solids	Analytical Method: SM 2540C-2015 Pace Analytical Services - Asheville								
Total Dissolved Solids	**1470**	mg/L	50.0	50.0	1		02/14/24 12:17		
4500S2D Sulfide Water	Analytical Method: SM 4500-S2D-2011 Pace Analytical Services - Asheville								
Sulfide	ND	mg/L	0.10	0.022	1		02/13/24 02:45	18496-25-8	M1
300.0 IC Anions 28 Days	Analytical Method: EPA 300.0 Rev 2.1 1993 Pace Analytical Services - Asheville								
Chloride	**408**	mg/L	9.0	5.4	9		02/13/24 14:24	16887-00-6	

REPORT OF LABORATORY ANALYSIS

This report shall not be reproduced, except in full,
without the written consent of Pace Analytical Services, LLC.

Pace Analytical Services, LLC
9800 Kincey Ave. Suite 100
Huntersville, NC 28078
(704)875-9092

ANALYTICAL RESULTS

Project: Bowen AP-1
Pace Project No.: 92711015

Sample: BOW-AP1-FD-04 **Lab ID: 92711015048** Collected: 02/07/24 00:00 Received: 02/09/24 12:47 Matrix: Water

Parameters	Results	Units	Report Limit	MDL	DF	Prepared	Analyzed	CAS No.	Qual
300.0 IC Anions 28 Days	Analytical Method: EPA 300.0 Rev 2.1 1993 Pace Analytical Services - Asheville								
Fluoride	**0.064J**	mg/L	0.10	0.050	1		02/13/24 05:54	16984-48-8	
Sulfate	**330**	mg/L	9.0	4.5	9		02/13/24 14:24	14808-79-8	

REPORT OF LABORATORY ANALYSIS

This report shall not be reproduced, except in full,
without the written consent of Pace Analytical Services, LLC.

Pace Analytical Services, LLC
9800 Kincey Ave. Suite 100
Huntersville, NC 28078
(704)875-9092

ANALYTICAL RESULTS

Project: Bowen AP-1
Pace Project No.: 92711015

Sample: BOW-AP1-FB-04 **Lab ID: 92711015049** Collected: 02/07/24 14:34 Received: 02/09/24 12:47 Matrix: Water

Parameters	Results	Units	Report Limit	MDL	DF	Prepared	Analyzed	CAS No.	Qual
6010D ATL ICP	Analytical Method: EPA 6010D Preparation Method: EPA 3010A Pace Analytical Services - Peachtree Corners, GA								
Sodium	ND	mg/L	1.0	0.58	1	02/10/24 11:28	02/23/24 17:04	7440-23-5	
Potassium	ND	mg/L	0.50	0.15	1	02/10/24 11:28	02/25/24 20:09	7440-09-7	
Iron	ND	mg/L	0.040	0.025	1	02/10/24 11:28	02/21/24 21:45	7439-89-6	
Manganese	ND	mg/L	0.040	0.011	1	02/10/24 11:28	02/21/24 21:45	7439-96-5	
Calcium	ND	mg/L	1.0	0.12	1	02/10/24 11:28	02/21/24 21:45	7440-70-2	
Magnesium	**0.013J**	mg/L	0.050	0.012	1	02/10/24 11:28	02/21/24 21:45	7439-95-4	
6020 MET ICPMS	Analytical Method: EPA 6020B Preparation Method: EPA 3005A Pace Analytical Services - Peachtree Corners, GA								
Antimony	ND	mg/L	0.0030	0.00054	1	02/10/24 10:55	02/16/24 17:57	7440-36-0	
Arsenic	ND	mg/L	0.0050	0.00084	1	02/10/24 10:55	02/16/24 17:57	7440-38-2	
Barium	ND	mg/L	0.0050	0.00047	1	02/10/24 10:55	02/16/24 17:57	7440-39-3	
Beryllium	ND	mg/L	0.00050	0.000094	1	02/10/24 10:55	02/16/24 17:57	7440-41-7	
Boron	ND	mg/L	0.040	0.012	1	02/10/24 10:55	02/16/24 17:57	7440-42-8	
Cadmium	ND	mg/L	0.00050	0.00010	1	02/10/24 10:55	02/16/24 17:57	7440-43-9	
Chromium	ND	mg/L	0.0050	0.0019	1	02/10/24 10:55	02/16/24 17:57	7440-47-3	
Cobalt	ND	mg/L	0.0050	0.00032	1	02/10/24 10:55	02/16/24 17:57	7440-48-4	
Lead	ND	mg/L	0.0010	0.00016	1	02/10/24 10:55	02/16/24 17:57	7439-92-1	
Lithium	ND	mg/L	0.030	0.0016	1	02/10/24 10:55	02/16/24 17:57	7439-93-2	
Molybdenum	ND	mg/L	0.010	0.00062	1	02/10/24 10:55	02/16/24 17:57	7439-98-7	
Selenium	ND	mg/L	0.0050	0.00096	1	02/10/24 10:55	02/16/24 17:57	7782-49-2	
Thallium	ND	mg/L	0.0010	0.00038	1	02/10/24 10:55	02/16/24 17:57	7440-28-0	
7470 Mercury	Analytical Method: EPA 7470A Preparation Method: EPA 7470A Pace Analytical Services - Peachtree Corners, GA								
Mercury	ND	mg/L	0.00020	0.00013	1	02/20/24 07:30	02/20/24 13:45	7439-97-6	
2320B Alkalinity	Analytical Method: SM 2320B-2011 Pace Analytical Services - Asheville								
Alkalinity,Bicarbonate (CaCO3)	ND	mg/L	5.0	5.0	1		02/14/24 18:14		
Alkalinity,Carbonate (CaCO3)	ND	mg/L	5.0	5.0	1		02/14/24 18:14		
Alkalinity, Total as CaCO3	ND	mg/L	5.0	5.0	1		02/14/24 18:14		
2540C Total Dissolved Solids	Analytical Method: SM 2540C-2015 Pace Analytical Services - Asheville								
Total Dissolved Solids	ND	mg/L	25.0	25.0	1		02/14/24 12:17		
4500S2D Sulfide Water	Analytical Method: SM 4500-S2D-2011 Pace Analytical Services - Asheville								
Sulfide	ND	mg/L	0.10	0.022	1		02/13/24 02:47	18496-25-8	
300.0 IC Anions 28 Days	Analytical Method: EPA 300.0 Rev 2.1 1993 Pace Analytical Services - Asheville								
Chloride	ND	mg/L	1.0	0.60	1		02/13/24 00:58	16887-00-6	

REPORT OF LABORATORY ANALYSIS

This report shall not be reproduced, except in full,
without the written consent of Pace Analytical Services, LLC.

Pace Analytical Services, LLC
9800 Kincey Ave. Suite 100
Huntersville, NC 28078
(704)875-9092

ANALYTICAL RESULTS

Project: Bowen AP-1
Pace Project No.: 92711015

Sample: BOW-AP1-FB-04 **Lab ID: 92711015049** Collected: 02/07/24 14:34 Received: 02/09/24 12:47 Matrix: Water

Parameters	Results	Units	Report Limit	MDL	DF	Prepared	Analyzed	CAS No.	Qual
300.0 IC Anions 28 Days	Analytical Method: EPA 300.0 Rev 2.1 1993 Pace Analytical Services - Asheville								
Fluoride	ND	mg/L	0.10	0.050	1		02/13/24 00:58	16984-48-8	
Sulfate	ND	mg/L	1.0	0.50	1		02/13/24 00:58	14808-79-8	

REPORT OF LABORATORY ANALYSIS

This report shall not be reproduced, except in full,
without the written consent of Pace Analytical Services, LLC.

Pace Analytical Services, LLC
9800 Kincey Ave. Suite 100
Huntersville, NC 28078
(704)875-9092

ANALYTICAL RESULTS

Project: Bowen AP-1
Pace Project No.: 92711015

Sample: BOW-AP1-EB-02 **Lab ID: 92711015050** Collected: 02/08/24 14:55 Received: 02/09/24 12:47 Matrix: Water

Parameters	Results	Units	Report Limit	MDL	DF	Prepared	Analyzed	CAS No.	Qual
6010D ATL ICP	Analytical Method: EPA 6010D Preparation Method: EPA 3010A Pace Analytical Services - Peachtree Corners, GA								
Potassium	ND	mg/L	0.50	0.15	1	02/10/24 11:28	02/25/24 20:13	7440-09-7	
Sodium	ND	mg/L	1.0	0.58	1	02/10/24 11:28	02/23/24 17:09	7440-23-5	
Iron	ND	mg/L	0.040	0.025	1	02/10/24 11:28	02/21/24 21:49	7439-89-6	
Manganese	ND	mg/L	0.040	0.011	1	02/10/24 11:28	02/21/24 21:49	7439-96-5	
Calcium	ND	mg/L	1.0	0.12	1	02/10/24 11:28	02/21/24 21:49	7440-70-2	
Magnesium	ND	mg/L	0.050	0.012	1	02/10/24 11:28	02/21/24 21:49	7439-95-4	
6020 MET ICPMS	Analytical Method: EPA 6020B Preparation Method: EPA 3005A Pace Analytical Services - Peachtree Corners, GA								
Antimony	ND	mg/L	0.0030	0.00054	1	02/10/24 10:55	02/16/24 18:01	7440-36-0	
Arsenic	ND	mg/L	0.0050	0.00084	1	02/10/24 10:55	02/16/24 18:01	7440-38-2	
Barium	ND	mg/L	0.0050	0.00047	1	02/10/24 10:55	02/16/24 18:01	7440-39-3	
Beryllium	ND	mg/L	0.00050	0.000094	1	02/10/24 10:55	02/16/24 18:01	7440-41-7	
Boron	ND	mg/L	0.040	0.012	1	02/10/24 10:55	02/16/24 18:01	7440-42-8	
Cadmium	ND	mg/L	0.00050	0.00010	1	02/10/24 10:55	02/16/24 18:01	7440-43-9	
Chromium	ND	mg/L	0.0050	0.0019	1	02/10/24 10:55	02/16/24 18:01	7440-47-3	
Cobalt	ND	mg/L	0.0050	0.00032	1	02/10/24 10:55	02/16/24 18:01	7440-48-4	
Lead	ND	mg/L	0.0010	0.00016	1	02/10/24 10:55	02/16/24 18:01	7439-92-1	
Lithium	ND	mg/L	0.030	0.0016	1	02/10/24 10:55	02/16/24 18:01	7439-93-2	
Molybdenum	ND	mg/L	0.010	0.00062	1	02/10/24 10:55	02/16/24 18:01	7439-98-7	
Selenium	ND	mg/L	0.0050	0.00096	1	02/10/24 10:55	02/16/24 18:01	7782-49-2	
Thallium	ND	mg/L	0.0010	0.00038	1	02/10/24 10:55	02/16/24 18:01	7440-28-0	
7470 Mercury	Analytical Method: EPA 7470A Preparation Method: EPA 7470A Pace Analytical Services - Peachtree Corners, GA								
Mercury	ND	mg/L	0.00020	0.00013	1	02/20/24 07:30	02/20/24 13:48	7439-97-6	
2320B Alkalinity	Analytical Method: SM 2320B-2011 Pace Analytical Services - Asheville								
Alkalinity,Bicarbonate (CaCO3)	ND	mg/L	5.0	5.0	1		02/15/24 15:15		
Alkalinity,Carbonate (CaCO3)	ND	mg/L	5.0	5.0	1		02/15/24 15:15		
Alkalinity, Total as CaCO3	ND	mg/L	5.0	5.0	1		02/15/24 15:15		
2540C Total Dissolved Solids	Analytical Method: SM 2540C-2015 Pace Analytical Services - Asheville								
Total Dissolved Solids	ND	mg/L	25.0	25.0	1		02/15/24 10:03		
4500S2D Sulfide Water	Analytical Method: SM 4500-S2D-2011 Pace Analytical Services - Asheville								
Sulfide	ND	mg/L	0.10	0.022	1		02/13/24 03:22	18496-25-8	
300.0 IC Anions 28 Days	Analytical Method: EPA 300.0 Rev 2.1 1993 Pace Analytical Services - Asheville								
Chloride	ND	mg/L	1.0	0.60	1		02/13/24 01:44	16887-00-6	

REPORT OF LABORATORY ANALYSIS

This report shall not be reproduced, except in full,
without the written consent of Pace Analytical Services, LLC.

Pace Analytical Services, LLC
9800 Kincey Ave. Suite 100
Huntersville, NC 28078
(704)875-9092

ANALYTICAL RESULTS

Project: Bowen AP-1
Pace Project No.: 92711015

Sample: BOW-AP1-EB-02 **Lab ID: 92711015050** Collected: 02/08/24 14:55 Received: 02/09/24 12:47 Matrix: Water

Parameters	Results	Units	Report Limit	MDL	DF	Prepared	Analyzed	CAS No.	Qual
300.0 IC Anions 28 Days	Analytical Method: EPA 300.0 Rev 2.1 1993 Pace Analytical Services - Asheville								
Fluoride	ND	mg/L	0.10	0.050	1		02/13/24 01:44	16984-48-8	
Sulfate	ND	mg/L	1.0	0.50	1		02/13/24 01:44	14808-79-8	

REPORT OF LABORATORY ANALYSIS

This report shall not be reproduced, except in full,
without the written consent of Pace Analytical Services, LLC.

Pace Analytical Services, LLC
9800 Kincey Ave. Suite 100
Huntersville, NC 28078
(704)875-9092

QUALITY CONTROL DATA

Project: Bowen AP-1
Pace Project No.: 92711015

QC Batch: 829488
QC Batch Method: EPA 3010A
Analysis Method: EPA 6010D
Analysis Description: 6010D ATL
Laboratory: Pace Analytical Services - Peachtree Corners, GA
Associated Lab Samples: 92711015001, 92711015002, 92711015003, 92711015004, 92711015005, 92711015006

METHOD BLANK: 4287316 Matrix: Water
Associated Lab Samples: 92711015001, 92711015002, 92711015003, 92711015004, 92711015005, 92711015006

Parameter	Units	Blank Result	Reporting Limit	MDL	Analyzed	Qualifiers
Calcium	mg/L	ND	1.0	0.12	02/06/24 01:47	
Iron	mg/L	ND	0.040	0.025	02/06/24 01:47	
Magnesium	mg/L	ND	0.050	0.012	02/06/24 01:47	
Manganese	mg/L	ND	0.040	0.011	02/06/24 01:47	
Potassium	mg/L	ND	0.50	0.15	02/06/24 01:47	
Sodium	mg/L	ND	1.0	0.58	02/06/24 01:47	

LABORATORY CONTROL SAMPLE: 4287317

Parameter	Units	Spike Conc.	LCS Result	LCS % Rec	% Rec Limits	Qualifiers
Calcium	mg/L	1	0.92J	92	80-120	
Iron	mg/L	1	0.98	98	80-120	
Magnesium	mg/L	1	0.99	99	80-120	
Manganese	mg/L	1	0.99	99	80-120	
Potassium	mg/L	1	0.99	99	80-120	
Sodium	mg/L	1	1.1	110	80-120	

MATRIX SPIKE & MATRIX SPIKE DUPLICATE: 4287318 4287319

Parameter	Units	92710944002 Result	MS Spike Conc.	MSD Spike Conc.	MS Result	MSD Result	MS % Rec	MSD % Rec	% Rec Limits	RPD	Max RPD	Qual
Calcium	mg/L	140	1	1	137	137	-336	-322	75-125	0	20	M1
Iron	mg/L	ND	1	1	0.90	0.86	90	86	75-125	5	20	
Magnesium	mg/L	26.0	1	1	26.3	26.2	34	26	75-125	0	20	M1
Manganese	mg/L	20.6	1	1	20.8	21.0	24	42	75-125	1	20	M1
Potassium	mg/L	6.6	1	1	7.5	7.5	86	90	75-125	0	20	
Sodium	mg/L	29.2	1	1	30.2	30.2	95	93	75-125	0	20	

Results presented on this page are in the units indicated by the "Units" column except where an alternate unit is presented to the right of the result.

REPORT OF LABORATORY ANALYSIS

This report shall not be reproduced, except in full,
without the written consent of Pace Analytical Services, LLC.

Pace Analytical Services, LLC
9800 Kincey Ave. Suite 100
Huntersville, NC 28078
(704)875-9092

QUALITY CONTROL DATA

Project: Bowen AP-1
Pace Project No.: 92711015

QC Batch: 829905
QC Batch Method: EPA 3010A
Analysis Method: EPA 6010D
Analysis Description: 6010D ATL
Laboratory: Pace Analytical Services - Peachtree Corners, GA
Associated Lab Samples: 92711015007, 92711015008, 92711015009, 92711015010, 92711015011, 92711015012, 92711015013, 92711015014, 92711015015, 92711015016, 92711015017, 92711015018, 92711015019

METHOD BLANK: 4289491 Matrix: Water
Associated Lab Samples: 92711015007, 92711015008, 92711015009, 92711015010, 92711015011, 92711015012, 92711015013, 92711015014, 92711015015, 92711015016, 92711015017, 92711015018, 92711015019

Parameter	Units	Blank Result	Reporting Limit	MDL	Analyzed	Qualifiers
Calcium	mg/L	ND	1.0	0.12	02/08/24 00:50	
Iron	mg/L	ND	0.040	0.025	02/18/24 20:39	
Magnesium	mg/L	ND	0.050	0.012	02/08/24 00:50	
Manganese	mg/L	ND	0.040	0.011	02/08/24 00:50	
Potassium	mg/L	ND	0.50	0.15	02/08/24 00:50	
Sodium	mg/L	ND	1.0	0.58	02/08/24 00:50	

LABORATORY CONTROL SAMPLE: 4289492

Parameter	Units	Spike Conc.	LCS Result	LCS % Rec	% Rec Limits	Qualifiers
Calcium	mg/L	1	0.92J	92	80-120	
Iron	mg/L	1	0.99	99	80-120	
Magnesium	mg/L	1	0.91	91	80-120	
Manganese	mg/L	1	0.98	98	80-120	
Potassium	mg/L	1	1.1	111	80-120	
Sodium	mg/L	1	1.1	111	80-120	

MATRIX SPIKE & MATRIX SPIKE DUPLICATE: 4289493 4289494

Parameter	Units	92711015007 Result	MS Spike Conc.	MSD Spike Conc.	MS Result	MSD Result	MS % Rec	MSD % Rec	% Rec Limits	RPD	Max RPD	Qual
Calcium	mg/L	102	1	1	99.0	103	-253	156	75-125	4	20	M1
Iron	mg/L	0.093	1	1	1.1	1.1	99	97	75-125	2	20	
Magnesium	mg/L	19.7	1	1	19.9	20.7	24	104	75-125	4	20	M1
Manganese	mg/L	ND	1	1	0.97	1.0	96	99	75-125	4	20	
Potassium	mg/L	1.5	1	1	2.6	2.5	108	105	75-125	1	20	
Sodium	mg/L	5.3	1	1	6.3	6.4	102	115	75-125	2	20	

Results presented on this page are in the units indicated by the "Units" column except where an alternate unit is presented to the right of the result.

REPORT OF LABORATORY ANALYSIS

This report shall not be reproduced, except in full,
without the written consent of Pace Analytical Services, LLC.

Pace Analytical Services, LLC
9800 Kincey Ave. Suite 100
Huntersville, NC 28078
(704)875-9092

QUALITY CONTROL DATA

Project: Bowen AP-1
Pace Project No.: 92711015

QC Batch: 831118
QC Batch Method: EPA 3010A
Analysis Method: EPA 6010D
Analysis Description: 6010D ATL
Laboratory: Pace Analytical Services - Peachtree Corners, GA
Associated Lab Samples: 92711015020, 92711015021, 92711015022, 92711015023, 92711015024, 92711015025, 92711015026, 92711015027, 92711015028, 92711015029, 92711015030, 92711015031, 92711015032, 92711015033

METHOD BLANK: 4295564 Matrix: Water
Associated Lab Samples: 92711015020, 92711015021, 92711015022, 92711015023, 92711015024, 92711015025, 92711015026, 92711015027, 92711015028, 92711015029, 92711015030, 92711015031, 92711015032, 92711015033

Parameter	Units	Blank Result	Reporting Limit	MDL	Analyzed	Qualifiers
Calcium	mg/L	ND	1.0	0.12	02/19/24 19:27	
Iron	mg/L	ND	0.040	0.025	02/19/24 19:27	
Magnesium	mg/L	ND	0.050	0.012	02/19/24 19:27	
Manganese	mg/L	ND	0.040	0.011	02/19/24 19:27	
Potassium	mg/L	ND	0.50	0.15	02/20/24 16:14	
Sodium	mg/L	ND	1.0	0.58	02/19/24 19:27	

LABORATORY CONTROL SAMPLE: 4295565

Parameter	Units	Spike Conc.	LCS Result	LCS % Rec	% Rec Limits	Qualifiers
Calcium	mg/L	1	1.0	102	80-120	
Iron	mg/L	1	0.99	99	80-120	
Magnesium	mg/L	1	1.0	103	80-120	
Manganese	mg/L	1	0.97	97	80-120	
Potassium	mg/L	1	1.0	101	80-120	
Sodium	mg/L	1	1.0	104	80-120	

MATRIX SPIKE & MATRIX SPIKE DUPLICATE: 4295566 4295567

Parameter	Units	92711015025 Result	MS Spike Conc.	MSD Spike Conc.	MS Result	MSD Result	MS % Rec	MSD % Rec	% Rec Limits	RPD	Max RPD	Qual
Calcium	mg/L	45.9	1	1	46.2	46.1	28	23	75-125	0	20	M1
Iron	mg/L	0.39	1	1	1.4	1.4	98	100	75-125	1	20	
Magnesium	mg/L	26.0	1	1	26.8	26.9	77	87	75-125	0	20	
Manganese	mg/L	0.067	1	1	1.0	1.0	94	96	75-125	2	20	
Potassium	mg/L	1.6	1	1	2.6	2.5	96	91	75-125	2	20	
Sodium	mg/L	2.4	1	1	3.3	3.4	97	103	75-125	2	20	

Results presented on this page are in the units indicated by the "Units" column except where an alternate unit is presented to the right of the result.

REPORT OF LABORATORY ANALYSIS

This report shall not be reproduced, except in full,
without the written consent of Pace Analytical Services, LLC.

Pace Analytical Services, LLC
9800 Kincey Ave. Suite 100
Huntersville, NC 28078
(704)875-9092

QUALITY CONTROL DATA

Project: Bowen AP-1
Pace Project No.: 92711015

QC Batch: 831549
QC Batch Method: EPA 3010A
Analysis Method: EPA 6010D
Analysis Description: 6010D ATL
Laboratory: Pace Analytical Services - Peachtree Corners, GA
Associated Lab Samples: 92711015034, 92711015035, 92711015036, 92711015037, 92711015038, 92711015039, 92711015040, 92711015041, 92711015042, 92711015043, 92711015044, 92711015045, 92711015046, 92711015047, 92711015048, 92711015049, 92711015050

METHOD BLANK: 4297598 Matrix: Water
Associated Lab Samples: 92711015034, 92711015035, 92711015036, 92711015037, 92711015038, 92711015039, 92711015040, 92711015041, 92711015042, 92711015043, 92711015044, 92711015045, 92711015046, 92711015047, 92711015048, 92711015049, 92711015050

Parameter	Units	Blank Result	Reporting Limit	MDL	Analyzed	Qualifiers
Calcium	mg/L	ND	1.0	0.12	02/21/24 19:04	
Iron	mg/L	ND	0.040	0.025	02/21/24 19:04	
Magnesium	mg/L	ND	0.050	0.012	02/21/24 19:04	
Manganese	mg/L	ND	0.040	0.011	02/21/24 19:04	
Potassium	mg/L	ND	0.50	0.15	02/21/24 19:04	
Sodium	mg/L	ND	1.0	0.58	02/21/24 19:04	

LABORATORY CONTROL SAMPLE: 4297599

Parameter	Units	Spike Conc.	LCS Result	LCS % Rec	% Rec Limits	Qualifiers
Calcium	mg/L	1	1.0J	100	80-120	
Iron	mg/L	1	0.99	99	80-120	
Magnesium	mg/L	1	1.0	100	80-120	
Manganese	mg/L	1	0.96	96	80-120	
Potassium	mg/L	1	0.93	93	80-120	
Sodium	mg/L	1	1.0	101	80-120	

MATRIX SPIKE & MATRIX SPIKE DUPLICATE: 4297600 4297601

Parameter	Units	92711015037 Result	MS Spike Conc.	MSD Spike Conc.	MS Result	MSD Result	MS % Rec	MSD % Rec	% Rec Limits	RPD	Max RPD	Qual
Calcium	mg/L	347	1	1	347	362	31	1550	75-125	4	20	M1
Iron	mg/L	0.17J	1	1	1.3	1.3	110	112	75-125	2	20	
Magnesium	mg/L	94.1	1	1	94.8	98.1	69	396	75-125	3	20	M1
Manganese	mg/L	0.24	1	1	1.2	1.2	93	98	75-125	4	20	
Potassium	mg/L	7.3	1	1	8.3	8.8	104	152	75-125	6	20	M1
Sodium	mg/L	27.7	1	1	29.1	30.6	145	299	75-125	5	20	M1

Results presented on this page are in the units indicated by the "Units" column except where an alternate unit is presented to the right of the result.

REPORT OF LABORATORY ANALYSIS

This report shall not be reproduced, except in full,
without the written consent of Pace Analytical Services, LLC.

Pace Analytical Services, LLC
9800 Kincey Ave. Suite 100
Huntersville, NC 28078
(704)875-9092

QUALITY CONTROL DATA

Project: Bowen AP-1
Pace Project No.: 92711015

QC Batch: 829375
QC Batch Method: EPA 3005A
Analysis Method: EPA 6020B
Analysis Description: 6020 MET
Laboratory: Pace Analytical Services - Peachtree Corners, GA
Associated Lab Samples: 92711015001, 92711015002, 92711015003, 92711015004, 92711015005, 92711015006

METHOD BLANK: 4286816 Matrix: Water
Associated Lab Samples: 92711015001, 92711015002, 92711015003, 92711015004, 92711015005, 92711015006

Parameter	Units	Blank Result	Reporting Limit	MDL	Analyzed	Qualifiers
Antimony	mg/L	ND	0.0030	0.00054	02/01/24 18:49	
Arsenic	mg/L	ND	0.0050	0.00084	02/01/24 18:49	
Barium	mg/L	ND	0.0050	0.00047	02/01/24 18:49	
Beryllium	mg/L	ND	0.00050	0.000094	02/01/24 18:49	
Boron	mg/L	ND	0.040	0.012	02/01/24 18:49	
Cadmium	mg/L	ND	0.00050	0.00010	02/01/24 18:49	
Chromium	mg/L	ND	0.0050	0.0019	02/01/24 18:49	
Cobalt	mg/L	ND	0.0050	0.00032	02/01/24 18:49	
Lead	mg/L	ND	0.0010	0.00016	02/01/24 18:49	
Lithium	mg/L	ND	0.030	0.0016	02/01/24 18:49	
Molybdenum	mg/L	ND	0.010	0.00062	02/01/24 18:49	
Selenium	mg/L	ND	0.0050	0.00096	02/01/24 18:49	
Thallium	mg/L	ND	0.0010	0.00038	02/01/24 18:49	

LABORATORY CONTROL SAMPLE: 4286817

Parameter	Units	Spike Conc.	LCS Result	LCS % Rec	% Rec Limits	Qualifiers
Antimony	mg/L	0.1	0.10	104	80-120	
Arsenic	mg/L	0.1	0.095	95	80-120	
Barium	mg/L	0.1	0.097	97	80-120	
Beryllium	mg/L	0.1	0.094	94	80-120	
Boron	mg/L	1	0.92	92	80-120	
Cadmium	mg/L	0.1	0.096	96	80-120	
Chromium	mg/L	0.1	0.092	92	80-120	
Cobalt	mg/L	0.1	0.091	91	80-120	
Lead	mg/L	0.1	0.095	95	80-120	
Lithium	mg/L	0.1	0.10	100	80-120	
Molybdenum	mg/L	0.1	0.10	101	80-120	
Selenium	mg/L	0.1	0.096	96	80-120	
Thallium	mg/L	0.1	0.094	94	80-120	

MATRIX SPIKE & MATRIX SPIKE DUPLICATE: 4286818 4286819

Parameter	Units	92711015001 Result	MS Spike Conc.	MSD Spike Conc.	MS Result	MSD Result	MS % Rec	MSD % Rec	% Rec Limits	RPD	Max RPD	Qual
Antimony	mg/L	ND	0.1	0.1	0.11	0.10	105	103	75-125	2	20	
Arsenic	mg/L	0.0036J	0.1	0.1	0.11	0.11	107	105	75-125	2	20	

Results presented on this page are in the units indicated by the "Units" column except where an alternate unit is presented to the right of the result.

REPORT OF LABORATORY ANALYSIS

This report shall not be reproduced, except in full,
without the written consent of Pace Analytical Services, LLC.

Pace Analytical Services, LLC
9800 Kincey Ave. Suite 100
Huntersville, NC 28078
(704)875-9092

QUALITY CONTROL DATA

Project: Bowen AP-1
Pace Project No.: 92711015

MATRIX SPIKE & MATRIX SPIKE DUPLICATE: 4286818 4286819

Parameter	Units	92711015001 Result	MS Spike Conc.	MSD Spike Conc.	MS Result	MSD Result	MS % Rec	MSD % Rec	% Rec Limits	RPD	Max RPD	Qual
Barium	mg/L	0.042	0.1	0.1	0.15	0.14	106	101	75-125	3	20	
Beryllium	mg/L	0.00028J	0.1	0.1	0.094	0.092	93	92	75-125	2	20	
Boron	mg/L	15.7	1	1	16.5	15.9	84	25	75-125	4	20	
Cadmium	mg/L	0.0022	0.1	0.1	0.099	0.097	97	95	75-125	2	20	
Chromium	mg/L	ND	0.1	0.1	0.098	0.095	98	94	75-125	4	20	
Cobalt	mg/L	0.0020J	0.1	0.1	0.098	0.095	96	93	75-125	4	20	
Lead	mg/L	ND	0.1	0.1	0.087	0.087	87	87	75-125	1	20	
Lithium	mg/L	0.0054J	0.1	0.1	0.11	0.10	100	99	75-125	2	20	
Molybdenum	mg/L	ND	0.1	0.1	0.11	0.10	105	103	75-125	3	20	
Selenium	mg/L	0.0054	0.1	0.1	0.11	0.11	101	101	75-125	0	20	
Thallium	mg/L	ND	0.1	0.1	0.090	0.088	90	88	75-125	2	20	

Results presented on this page are in the units indicated by the "Units" column except where an alternate unit is presented to the right of the result.

REPORT OF LABORATORY ANALYSIS

This report shall not be reproduced, except in full,
without the written consent of Pace Analytical Services, LLC.

Pace Analytical Services, LLC
9800 Kincey Ave. Suite 100
Huntersville, NC 28078
(704)875-9092

QUALITY CONTROL DATA

Project: Bowen AP-1
Pace Project No.: 92711015

QC Batch: 829899
QC Batch Method: EPA 3005A
Analysis Method: EPA 6020B
Analysis Description: 6020 MET
Laboratory: Pace Analytical Services - Peachtree Corners, GA
Associated Lab Samples: 92711015007, 92711015008, 92711015009, 92711015010, 92711015011, 92711015012, 92711015013, 92711015014, 92711015015, 92711015016, 92711015017, 92711015018, 92711015019

METHOD BLANK: 4289474 Matrix: Water
Associated Lab Samples: 92711015007, 92711015008, 92711015009, 92711015010, 92711015011, 92711015012, 92711015013, 92711015014, 92711015015, 92711015016, 92711015017, 92711015018, 92711015019

Parameter	Units	Blank Result	Reporting Limit	MDL	Analyzed	Qualifiers
Antimony	mg/L	ND	0.0030	0.00054	02/07/24 13:39	
Arsenic	mg/L	ND	0.0050	0.00084	02/07/24 13:39	
Barium	mg/L	ND	0.0050	0.00047	02/07/24 13:39	
Beryllium	mg/L	ND	0.00050	0.000094	02/07/24 13:39	
Boron	mg/L	ND	0.040	0.012	02/07/24 13:39	
Cadmium	mg/L	ND	0.00050	0.00010	02/07/24 13:39	
Chromium	mg/L	ND	0.0050	0.0019	02/07/24 13:39	
Cobalt	mg/L	ND	0.0050	0.00032	02/07/24 13:39	
Lead	mg/L	ND	0.0010	0.00016	02/07/24 13:39	
Lithium	mg/L	ND	0.030	0.0016	02/07/24 13:39	
Molybdenum	mg/L	ND	0.010	0.00062	02/07/24 13:39	
Selenium	mg/L	ND	0.0050	0.00096	02/07/24 13:39	
Thallium	mg/L	ND	0.0010	0.00038	02/07/24 13:39	

LABORATORY CONTROL SAMPLE: 4289475

Parameter	Units	Spike Conc.	LCS Result	LCS % Rec	% Rec Limits	Qualifiers
Antimony	mg/L	0.1	0.10	101	80-120	
Arsenic	mg/L	0.1	0.099	99	80-120	
Barium	mg/L	0.1	0.10	104	80-120	
Beryllium	mg/L	0.1	0.11	108	80-120	
Boron	mg/L	1	1.1	107	80-120	
Cadmium	mg/L	0.1	0.10	103	80-120	
Chromium	mg/L	0.1	0.10	102	80-120	
Cobalt	mg/L	0.1	0.10	103	80-120	
Lead	mg/L	0.1	0.10	101	80-120	
Lithium	mg/L	0.1	0.11	107	80-120	
Molybdenum	mg/L	0.1	0.10	103	80-120	
Selenium	mg/L	0.1	0.098	98	80-120	
Thallium	mg/L	0.1	0.10	102	80-120	

MATRIX SPIKE & MATRIX SPIKE DUPLICATE: 4289476 4289477

Parameter	Units	92711015007 Result	MS Spike Conc.	MSD Spike Conc.	MS Result	MSD Result	MS % Rec	MSD % Rec	% Rec Limits	RPD	Max RPD	Qual
Antimony	mg/L	ND	0.1	0.1	0.099	0.10	99	100	75-125	0	20	

Results presented on this page are in the units indicated by the "Units" column except where an alternate unit is presented to the right of the result.

REPORT OF LABORATORY ANALYSIS

This report shall not be reproduced, except in full,
without the written consent of Pace Analytical Services, LLC.

Pace Analytical Services, LLC
9800 Kincey Ave. Suite 100
Huntersville, NC 28078
(704)875-9092

QUALITY CONTROL DATA

Project: Bowen AP-1
Pace Project No.: 92711015

MATRIX SPIKE & MATRIX SPIKE DUPLICATE: 4289476 4289477

Parameter	Units	92711015007 Result	MS Spike Conc.	MSD Spike Conc.	MS Result	MSD Result	MS % Rec	MSD % Rec	% Rec Limits	RPD	Max RPD	Qual
Arsenic	mg/L	ND	0.1	0.1	0.10	0.10	101	101	75-125	1	20	
Barium	mg/L	0.054	0.1	0.1	0.15	0.16	100	103	75-125	2	20	
Beryllium	mg/L	ND	0.1	0.1	0.090	0.091	90	91	75-125	1	20	
Boron	mg/L	0.023J	1	1	0.96	0.96	94	94	75-125	0	20	
Cadmium	mg/L	ND	0.1	0.1	0.10	0.10	101	102	75-125	1	20	
Chromium	mg/L	ND	0.1	0.1	0.099	0.10	98	101	75-125	3	20	
Cobalt	mg/L	ND	0.1	0.1	0.098	0.099	98	99	75-125	1	20	
Lead	mg/L	ND	0.1	0.1	0.095	0.097	95	97	75-125	2	20	
Lithium	mg/L	ND	0.1	0.1	0.093	0.094	92	93	75-125	1	20	
Molybdenum	mg/L	ND	0.1	0.1	0.10	0.10	100	101	75-125	1	20	
Selenium	mg/L	0.0015J	0.1	0.1	0.10	0.10	100	101	75-125	1	20	
Thallium	mg/L	ND	0.1	0.1	0.098	0.098	98	98	75-125	0	20	

Results presented on this page are in the units indicated by the "Units" column except where an alternate unit is presented to the right of the result.

REPORT OF LABORATORY ANALYSIS

This report shall not be reproduced, except in full,
without the written consent of Pace Analytical Services, LLC.

Pace Analytical Services, LLC
9800 Kincey Ave. Suite 100
Huntersville, NC 28078
(704)875-9092

QUALITY CONTROL DATA

Project: Bowen AP-1
Pace Project No.: 92711015

QC Batch: 830823
QC Batch Method: EPA 3005A
Analysis Method: EPA 6020B
Analysis Description: 6020 MET
Laboratory: Pace Analytical Services - Peachtree Corners, GA
Associated Lab Samples: 92711015020, 92711015021, 92711015022, 92711015023, 92711015024

METHOD BLANK: 4294179 Matrix: Water
Associated Lab Samples: 92711015020, 92711015021, 92711015022, 92711015023, 92711015024

Parameter	Units	Blank Result	Reporting Limit	MDL	Analyzed	Qualifiers
Antimony	mg/L	ND	0.0030	0.00054	02/16/24 13:29	
Arsenic	mg/L	ND	0.0050	0.00084	02/16/24 13:29	
Barium	mg/L	ND	0.0050	0.00047	02/16/24 13:29	
Beryllium	mg/L	ND	0.00050	0.000094	02/16/24 13:29	
Boron	mg/L	ND	0.040	0.012	02/16/24 13:29	
Cadmium	mg/L	ND	0.00050	0.00010	02/16/24 13:29	
Chromium	mg/L	ND	0.0050	0.0019	02/16/24 13:29	
Cobalt	mg/L	ND	0.0050	0.00032	02/16/24 13:29	
Lead	mg/L	ND	0.0010	0.00016	02/16/24 13:29	
Lithium	mg/L	ND	0.030	0.0016	02/16/24 13:29	
Molybdenum	mg/L	ND	0.010	0.00062	02/16/24 13:29	
Selenium	mg/L	ND	0.0050	0.00096	02/16/24 13:29	
Thallium	mg/L	ND	0.0010	0.00038	02/16/24 13:29	

LABORATORY CONTROL SAMPLE: 4294180

Parameter	Units	Spike Conc.	LCS Result	LCS % Rec	% Rec Limits	Qualifiers
Antimony	mg/L	0.1	0.11	106	80-120	
Arsenic	mg/L	0.1	0.10	101	80-120	
Barium	mg/L	0.1	0.10	101	80-120	
Beryllium	mg/L	0.1	0.11	106	80-120	
Boron	mg/L	1	1.1	106	80-120	
Cadmium	mg/L	0.1	0.10	102	80-120	
Chromium	mg/L	0.1	0.10	101	80-120	
Cobalt	mg/L	0.1	0.10	101	80-120	
Lead	mg/L	0.1	0.10	101	80-120	
Lithium	mg/L	0.1	0.11	107	80-120	
Molybdenum	mg/L	0.1	0.11	106	80-120	
Selenium	mg/L	0.1	0.10	100	80-120	
Thallium	mg/L	0.1	0.10	101	80-120	

MATRIX SPIKE & MATRIX SPIKE DUPLICATE: 4294181 4294182

Parameter	Units	92710944024 Result	MS Spike Conc.	MSD Spike Conc.	MS Result	MSD Result	MS % Rec	MSD % Rec	% Rec Limits	RPD	Max RPD	Qual
Antimony	mg/L	ND	0.1	0.1	0.11	0.11	107	106	75-125	1	20	
Arsenic	mg/L	ND	0.1	0.1	0.099	0.097	99	97	75-125	2	20	

Results presented on this page are in the units indicated by the "Units" column except where an alternate unit is presented to the right of the result.

REPORT OF LABORATORY ANALYSIS

This report shall not be reproduced, except in full,
without the written consent of Pace Analytical Services, LLC.

Pace Analytical Services, LLC
9800 Kincey Ave. Suite 100
Huntersville, NC 28078
(704)875-9092

QUALITY CONTROL DATA

Project: Bowen AP-1
Pace Project No.: 92711015

MATRIX SPIKE & MATRIX SPIKE DUPLICATE: 4294181 4294182

Parameter	Units	92710944024 Result	MS Spike Conc.	MSD Spike Conc.	MS Result	MSD Result	MS % Rec	MSD % Rec	% Rec Limits	RPD	Max RPD	Qual
Barium	mg/L	ND	0.1	0.1	0.10	0.097	101	97	75-125	4	20	
Beryllium	mg/L	ND	0.1	0.1	0.098	0.099	98	99	75-125	1	20	
Boron	mg/L	0.012J	1	1	0.99	1.0	98	101	75-125	3	20	
Cadmium	mg/L	ND	0.1	0.1	0.097	0.097	97	97	75-125	0	20	
Chromium	mg/L	ND	0.1	0.1	0.099	0.096	98	96	75-125	3	20	
Cobalt	mg/L	ND	0.1	0.1	0.096	0.094	96	94	75-125	2	20	
Lead	mg/L	ND	0.1	0.1	0.10	0.10	105	101	75-125	3	20	
Lithium	mg/L	ND	0.1	0.1	0.10	0.10	103	104	75-125	1	20	
Molybdenum	mg/L	ND	0.1	0.1	0.11	0.10	106	103	75-125	3	20	
Selenium	mg/L	ND	0.1	0.1	0.10	0.10	102	101	75-125	1	20	
Thallium	mg/L	ND	0.1	0.1	0.10	0.10	104	101	75-125	3	20	

Results presented on this page are in the units indicated by the "Units" column except where an alternate unit is presented to the right of the result.

REPORT OF LABORATORY ANALYSIS

This report shall not be reproduced, except in full,
without the written consent of Pace Analytical Services, LLC.

Pace Analytical Services, LLC
9800 Kincey Ave. Suite 100
Huntersville, NC 28078
(704)875-9092

QUALITY CONTROL DATA

Project: Bowen AP-1
Pace Project No.: 92711015

QC Batch: 830824
QC Batch Method: EPA 3005A
Analysis Method: EPA 6020B
Analysis Description: 6020 MET
Laboratory: Pace Analytical Services - Peachtree Corners, GA
Associated Lab Samples: 92711015025, 92711015026, 92711015027, 92711015028, 92711015029, 92711015030, 92711015031, 92711015032, 92711015033

METHOD BLANK: 4294183 Matrix: Water
Associated Lab Samples: 92711015025, 92711015026, 92711015027, 92711015028, 92711015029, 92711015030, 92711015031, 92711015032, 92711015033

Parameter	Units	Blank Result	Reporting Limit	MDL	Analyzed	Qualifiers
Antimony	mg/L	0.00084J	0.0030	0.00054	02/09/24 15:54	
Arsenic	mg/L	ND	0.0050	0.00084	02/09/24 15:54	
Barium	mg/L	ND	0.0050	0.00047	02/09/24 15:54	
Beryllium	mg/L	ND	0.00050	0.000094	02/09/24 15:54	
Boron	mg/L	ND	0.040	0.012	02/09/24 15:54	
Cadmium	mg/L	ND	0.00050	0.00010	02/09/24 15:54	
Chromium	mg/L	ND	0.0050	0.0019	02/09/24 15:54	
Cobalt	mg/L	ND	0.0050	0.00032	02/09/24 15:54	
Lead	mg/L	ND	0.0010	0.00016	02/09/24 15:54	
Lithium	mg/L	ND	0.030	0.0016	02/09/24 15:54	
Molybdenum	mg/L	ND	0.010	0.00062	02/09/24 15:54	
Selenium	mg/L	ND	0.0050	0.00096	02/09/24 15:54	
Thallium	mg/L	ND	0.0010	0.00038	02/09/24 15:54	

LABORATORY CONTROL SAMPLE: 4294184

Parameter	Units	Spike Conc.	LCS Result	LCS % Rec	% Rec Limits	Qualifiers
Antimony	mg/L	0.1	0.11	106	80-120	
Arsenic	mg/L	0.1	0.10	103	80-120	
Barium	mg/L	0.1	0.10	104	80-120	
Beryllium	mg/L	0.1	0.10	102	80-120	
Boron	mg/L	1	1.0	104	80-120	
Cadmium	mg/L	0.1	0.10	100	80-120	
Chromium	mg/L	0.1	0.10	100	80-120	
Cobalt	mg/L	0.1	0.099	99	80-120	
Lead	mg/L	0.1	0.10	100	80-120	
Lithium	mg/L	0.1	0.10	102	80-120	
Molybdenum	mg/L	0.1	0.10	102	80-120	
Selenium	mg/L	0.1	0.11	106	80-120	
Thallium	mg/L	0.1	0.10	104	80-120	

MATRIX SPIKE & MATRIX SPIKE DUPLICATE: 4294185 4294186

Parameter	Units	92711015025 Result	MS Spike Conc.	MSD Spike Conc.	MS Result	MSD Result	MS % Rec	MSD % Rec	% Rec Limits	RPD	Max RPD	Qual
Antimony	mg/L	ND	0.1	0.1	0.10	0.10	102	104	75-125	2	20	

Results presented on this page are in the units indicated by the "Units" column except where an alternate unit is presented to the right of the result.

REPORT OF LABORATORY ANALYSIS

This report shall not be reproduced, except in full,
without the written consent of Pace Analytical Services, LLC.

Pace Analytical Services, LLC
9800 Kincey Ave. Suite 100
Huntersville, NC 28078
(704)875-9092

QUALITY CONTROL DATA

Project: Bowen AP-1
Pace Project No.: 92711015

MATRIX SPIKE & MATRIX SPIKE DUPLICATE: 4294185 4294186

Parameter	Units	92711015025 Result	MS Spike Conc.	MSD Spike Conc.	MS Result	MSD Result	MS % Rec	MSD % Rec	% Rec Limits	RPD	Max RPD	Qual
Arsenic	mg/L	ND	0.1	0.1	0.11	0.11	108	107	75-125	0	20	
Barium	mg/L	0.027	0.1	0.1	0.13	0.13	105	106	75-125	1	20	
Beryllium	mg/L	ND	0.1	0.1	0.093	0.093	93	93	75-125	0	20	
Boron	mg/L	0.039J	1	1	0.98	1.0	94	98	75-125	4	20	
Cadmium	mg/L	ND	0.1	0.1	0.10	0.10	100	101	75-125	1	20	
Chromium	mg/L	ND	0.1	0.1	0.094	0.095	94	95	75-125	0	20	
Cobalt	mg/L	0.0030J	0.1	0.1	0.099	0.099	96	96	75-125	0	20	
Lead	mg/L	ND	0.1	0.1	0.094	0.093	94	93	75-125	1	20	
Lithium	mg/L	ND	0.1	0.1	0.094	0.094	94	94	75-125	0	20	
Molybdenum	mg/L	0.0040J	0.1	0.1	0.10	0.10	100	101	75-125	1	20	
Selenium	mg/L	ND	0.1	0.1	0.11	0.11	109	106	75-125	2	20	
Thallium	mg/L	ND	0.1	0.1	0.099	0.099	99	99	75-125	0	20	

Results presented on this page are in the units indicated by the "Units" column except where an alternate unit is presented to the right of the result.

REPORT OF LABORATORY ANALYSIS

This report shall not be reproduced, except in full,
without the written consent of Pace Analytical Services, LLC.

Pace Analytical Services, LLC
9800 Kincey Ave. Suite 100
Huntersville, NC 28078
(704)875-9092

QUALITY CONTROL DATA

Project: Bowen AP-1
Pace Project No.: 92711015

QC Batch: 831526
QC Batch Method: EPA 3005A
Analysis Method: EPA 6020B
Analysis Description: 6020 MET
Laboratory: Pace Analytical Services - Peachtree Corners, GA
Associated Lab Samples: 92711015034, 92711015035, 92711015036, 92711015037, 92711015038, 92711015039, 92711015040, 92711015041, 92711015042, 92711015043, 92711015044, 92711015045, 92711015046, 92711015047, 92711015048, 92711015049, 92711015050

METHOD BLANK: 4297535 Matrix: Water
Associated Lab Samples: 92711015034, 92711015035, 92711015036, 92711015037, 92711015038, 92711015039, 92711015040, 92711015041, 92711015042, 92711015043, 92711015044, 92711015045, 92711015046, 92711015047, 92711015048, 92711015049, 92711015050

Parameter	Units	Blank Result	Reporting Limit	MDL	Analyzed	Qualifiers
Antimony	mg/L	ND	0.0030	0.00054	02/16/24 15:41	
Arsenic	mg/L	ND	0.0050	0.00084	02/16/24 15:41	
Barium	mg/L	ND	0.0050	0.00047	02/16/24 15:41	
Beryllium	mg/L	ND	0.00050	0.000094	02/16/24 15:41	
Boron	mg/L	ND	0.040	0.012	02/16/24 15:41	
Cadmium	mg/L	ND	0.00050	0.00010	02/16/24 15:41	
Chromium	mg/L	ND	0.0050	0.0019	02/16/24 15:41	
Cobalt	mg/L	ND	0.0050	0.00032	02/16/24 15:41	
Lead	mg/L	ND	0.0010	0.00016	02/16/24 15:41	
Lithium	mg/L	ND	0.030	0.0016	02/16/24 15:41	
Molybdenum	mg/L	ND	0.010	0.00062	02/16/24 15:41	
Selenium	mg/L	ND	0.0050	0.00096	02/16/24 15:41	
Thallium	mg/L	ND	0.0010	0.00038	02/16/24 15:41	

LABORATORY CONTROL SAMPLE: 4297536

Parameter	Units	Spike Conc.	LCS Result	LCS % Rec	% Rec Limits	Qualifiers
Antimony	mg/L	0.1	0.11	106	80-120	
Arsenic	mg/L	0.1	0.10	100	80-120	
Barium	mg/L	0.1	0.098	98	80-120	
Beryllium	mg/L	0.1	0.10	104	80-120	
Boron	mg/L	1	1.1	106	80-120	
Cadmium	mg/L	0.1	0.098	98	80-120	
Chromium	mg/L	0.1	0.10	100	80-120	
Cobalt	mg/L	0.1	0.095	95	80-120	
Lead	mg/L	0.1	0.10	102	80-120	
Lithium	mg/L	0.1	0.11	109	80-120	
Molybdenum	mg/L	0.1	0.10	101	80-120	
Selenium	mg/L	0.1	0.10	105	80-120	
Thallium	mg/L	0.1	0.10	102	80-120	

Results presented on this page are in the units indicated by the "Units" column except where an alternate unit is presented to the right of the result.

REPORT OF LABORATORY ANALYSIS

This report shall not be reproduced, except in full,
without the written consent of Pace Analytical Services, LLC.

Pace Analytical Services, LLC
9800 Kincey Ave. Suite 100
Huntersville, NC 28078
(704)875-9092

QUALITY CONTROL DATA

Project: Bowen AP-1
Pace Project No.: 92711015

MATRIX SPIKE & MATRIX SPIKE DUPLICATE: 4297537 4297538

Parameter	Units	92711015034 Result	MS Spike Conc.	MSD Spike Conc.	MS Result	MSD Result	MS % Rec	MSD % Rec	% Rec Limits	RPD	Max RPD	Qual
Antimony	mg/L	ND	0.1	0.1	0.10	0.10	102	104	75-125	2	20	
Arsenic	mg/L	0.0069	0.1	0.1	0.11	0.11	103	104	75-125	1	20	
Barium	mg/L	0.058	0.1	0.1	0.16	0.16	98	102	75-125	2	20	
Beryllium	mg/L	ND	0.1	0.1	0.10	0.10	104	104	75-125	0	20	
Boron	mg/L	0.016J	1	1	1.1	1.1	111	108	75-125	2	20	
Cadmium	mg/L	ND	0.1	0.1	0.099	0.099	99	99	75-125	0	20	
Chromium	mg/L	ND	0.1	0.1	0.10	0.10	102	102	75-125	0	20	
Cobalt	mg/L	0.00095J	0.1	0.1	0.099	0.10	98	99	75-125	0	20	
Lead	mg/L	ND	0.1	0.1	0.098	0.099	98	99	75-125	1	20	
Lithium	mg/L	ND	0.1	0.1	0.11	0.11	110	111	75-125	1	20	
Molybdenum	mg/L	0.014	0.1	0.1	0.11	0.12	100	103	75-125	2	20	
Selenium	mg/L	ND	0.1	0.1	0.097	0.10	96	100	75-125	3	20	
Thallium	mg/L	ND	0.1	0.1	0.098	0.099	98	99	75-125	1	20	

Results presented on this page are in the units indicated by the "Units" column except where an alternate unit is presented to the right of the result.

REPORT OF LABORATORY ANALYSIS

This report shall not be reproduced, except in full,
without the written consent of Pace Analytical Services, LLC.

Pace Analytical Services, LLC
9800 Kincey Ave. Suite 100
Huntersville, NC 28078
(704)875-9092

QUALITY CONTROL DATA

Project: Bowen AP-1
Pace Project No.: 92711015

QC Batch: 832523 — Analysis Method: EPA 7470A
QC Batch Method: EPA 7470A — Analysis Description: 7470 Mercury
Laboratory: Pace Analytical Services - Peachtree Corners, GA

Associated Lab Samples: 92711015001, 92711015002, 92711015003, 92711015004, 92711015005, 92711015006, 92711015007, 92711015008, 92711015009, 92711015010, 92711015011, 92711015012, 92711015013, 92711015014, 92711015015, 92711015016, 92711015017, 92711015018, 92711015019, 92711015020

METHOD BLANK: 4302182 — Matrix: Water

Associated Lab Samples: 92711015001, 92711015002, 92711015003, 92711015004, 92711015005, 92711015006, 92711015007, 92711015008, 92711015009, 92711015010, 92711015011, 92711015012, 92711015013, 92711015014, 92711015015, 92711015016, 92711015017, 92711015018, 92711015019, 92711015020

Parameter	Units	Blank Result	Reporting Limit	MDL	Analyzed	Qualifiers
Mercury	mg/L	ND	0.00020	0.00013	02/15/24 14:56	

LABORATORY CONTROL SAMPLE: 4302183

Parameter	Units	Spike Conc.	LCS Result	LCS % Rec	% Rec Limits	Qualifiers
Mercury	mg/L	0.0025	0.0023	92	80-120	

MATRIX SPIKE & MATRIX SPIKE DUPLICATE: 4302184 4302185

Parameter	Units	92711015001 Result	MS Spike Conc.	MSD Spike Conc.	MS Result	MSD Result	MS % Rec	MSD % Rec	% Rec Limits	RPD	Max RPD	Qual
Mercury	mg/L	0.00062	0.0025	0.0025	0.0030	0.0023	93	68	75-125	25	20	M1,R1

Results presented on this page are in the units indicated by the "Units" column except where an alternate unit is presented to the right of the result.

REPORT OF LABORATORY ANALYSIS

This report shall not be reproduced, except in full,
without the written consent of Pace Analytical Services, LLC.

Pace Analytical Services, LLC
9800 Kincey Ave. Suite 100
Huntersville, NC 28078
(704)875-9092

QUALITY CONTROL DATA

Project: Bowen AP-1
Pace Project No.: 92711015

QC Batch: 832659
QC Batch Method: EPA 7470A
Analysis Method: EPA 7470A
Analysis Description: 7470 Mercury
Laboratory: Pace Analytical Services - Peachtree Corners, GA
Associated Lab Samples: 92711015021, 92711015022, 92711015023, 92711015024, 92711015025, 92711015026, 92711015027, 92711015028, 92711015029, 92711015030, 92711015031, 92711015032, 92711015033, 92711015034, 92711015035, 92711015036, 92711015037, 92711015038

METHOD BLANK: 4302900
Matrix: Water
Associated Lab Samples: 92711015021, 92711015022, 92711015023, 92711015024, 92711015025, 92711015026, 92711015027, 92711015028, 92711015029, 92711015030, 92711015031, 92711015032, 92711015033, 92711015034, 92711015035, 92711015036, 92711015037, 92711015038

Parameter	Units	Blank Result	Reporting Limit	MDL	Analyzed	Qualifiers
Mercury	mg/L	ND	0.00020	0.00013	02/15/24 17:53	

LABORATORY CONTROL SAMPLE: 4302901

Parameter	Units	Spike Conc.	LCS Result	LCS % Rec	% Rec Limits	Qualifiers
Mercury	mg/L	0.0025	0.0024	97	80-120	

MATRIX SPIKE & MATRIX SPIKE DUPLICATE: 4302902 4302903

Parameter	Units	92711015021 Result	MS Spike Conc.	MSD Spike Conc.	MS Result	MSD Result	MS % Rec	MSD % Rec	% Rec Limits	RPD	Max RPD	Qual
Mercury	mg/L	ND	0.0025	0.0025	0.0024	0.0024	92	93	75-125	1	20	

Results presented on this page are in the units indicated by the "Units" column except where an alternate unit is presented to the right of the result.

REPORT OF LABORATORY ANALYSIS

This report shall not be reproduced, except in full,
without the written consent of Pace Analytical Services, LLC.

Pace Analytical Services, LLC
9800 Kincey Ave. Suite 100
Huntersville, NC 28078
(704)875-9092

QUALITY CONTROL DATA

Project: Bowen AP-1
Pace Project No.: 92711015

QC Batch: 833494 — Analysis Method: EPA 7470A
QC Batch Method: EPA 7470A — Analysis Description: 7470 Mercury
Laboratory: Pace Analytical Services - Peachtree Corners, GA
Associated Lab Samples: 92711015039, 92711015040, 92711015041, 92711015042, 92711015043, 92711015044, 92711015045, 92711015046, 92711015047, 92711015048, 92711015049, 92711015050

METHOD BLANK: 4306910 — Matrix: Water
Associated Lab Samples: 92711015039, 92711015040, 92711015041, 92711015042, 92711015043, 92711015044, 92711015045, 92711015046, 92711015047, 92711015048, 92711015049, 92711015050

Parameter	Units	Blank Result	Reporting Limit	MDL	Analyzed	Qualifiers
Mercury	mg/L	ND	0.00020	0.00013	02/20/24 15:32	

LABORATORY CONTROL SAMPLE: 4306911

Parameter	Units	Spike Conc.	LCS Result	LCS % Rec	% Rec Limits	Qualifiers
Mercury	mg/L	0.0025	0.0023	92	80-120	

MATRIX SPIKE & MATRIX SPIKE DUPLICATE: 4306912 4306913

Parameter	Units	92711015039 Result	MS Spike Conc.	MSD Spike Conc.	MS Result	MSD Result	MS % Rec	MSD % Rec	% Rec Limits	RPD	Max RPD	Qual
Mercury	mg/L	ND	0.0025	0.0025	0.0024	0.0024	92	93	75-125	1	20	

Results presented on this page are in the units indicated by the "Units" column except where an alternate unit is presented to the right of the result.

REPORT OF LABORATORY ANALYSIS

This report shall not be reproduced, except in full,
without the written consent of Pace Analytical Services, LLC.

Pace Analytical Services, LLC
9800 Kincey Ave. Suite 100
Huntersville, NC 28078
(704)875-9092

QUALITY CONTROL DATA

Project: Bowen AP-1
Pace Project No.: 92711015

QC Batch: 830058
QC Batch Method: SM 2320B-2011
Analysis Method: SM 2320B-2011
Analysis Description: 2320B Alkalinity
Laboratory: Pace Analytical Services - Asheville
Associated Lab Samples: 92711015001, 92711015002, 92711015003, 92711015004, 92711015005, 92711015006

METHOD BLANK: 4289999 Matrix: Water
Associated Lab Samples: 92711015001, 92711015002, 92711015003, 92711015004, 92711015005, 92711015006

Parameter	Units	Blank Result	Reporting Limit	MDL	Analyzed	Qualifiers
Alkalinity, Total as CaCO3	mg/L	ND	5.0	5.0	02/05/24 15:37	
Alkalinity,Bicarbonate (CaCO3)	mg/L	ND	5.0	5.0	02/05/24 15:37	
Alkalinity,Carbonate (CaCO3)	mg/L	ND	5.0	5.0	02/05/24 15:37	

LABORATORY CONTROL SAMPLE: 4290000

Parameter	Units	Spike Conc.	LCS Result	LCS % Rec	% Rec Limits	Qualifiers
Alkalinity, Total as CaCO3	mg/L	50	51.0	102	80-120	

LABORATORY CONTROL SAMPLE: 4290001

Parameter	Units	Spike Conc.	LCS Result	LCS % Rec	% Rec Limits	Qualifiers
Alkalinity, Total as CaCO3	mg/L	50	51.9	104	80-120	

MATRIX SPIKE & MATRIX SPIKE DUPLICATE: 4290002 4290003

Parameter	Units	92710958001 Result	MS Spike Conc.	MSD Spike Conc.	MS Result	MSD Result	MS % Rec	MSD % Rec	% Rec Limits	RPD	Max RPD	Qual
Alkalinity, Total as CaCO3	mg/L	47.1	50	50	94.7	95.1	95	96	80-120	0	25	

MATRIX SPIKE & MATRIX SPIKE DUPLICATE: 4290004 4290005

Parameter	Units	92710968001 Result	MS Spike Conc.	MSD Spike Conc.	MS Result	MSD Result	MS % Rec	MSD % Rec	% Rec Limits	RPD	Max RPD	Qual
Alkalinity, Total as CaCO3	mg/L	66.5	50	50	117	119	102	105	80-120	1	25	

Results presented on this page are in the units indicated by the "Units" column except where an alternate unit is presented to the right of the result.

REPORT OF LABORATORY ANALYSIS

This report shall not be reproduced, except in full,
without the written consent of Pace Analytical Services, LLC.

Pace Analytical Services, LLC
9800 Kincey Ave. Suite 100
Huntersville, NC 28078
(704)875-9092

QUALITY CONTROL DATA

Project: Bowen AP-1
Pace Project No.: 92711015

QC Batch: 830244
QC Batch Method: SM 2320B-2011
Analysis Method: SM 2320B-2011
Analysis Description: 2320B Alkalinity
Laboratory: Pace Analytical Services - Asheville
Associated Lab Samples: 92711015007, 92711015008, 92711015009, 92711015010, 92711015011, 92711015012, 92711015013, 92711015014, 92711015015, 92711015016, 92711015017, 92711015018, 92711015019

METHOD BLANK: 4290878 Matrix: Water
Associated Lab Samples: 92711015007, 92711015008, 92711015009, 92711015010, 92711015011, 92711015012, 92711015013, 92711015014, 92711015015, 92711015016, 92711015017, 92711015018, 92711015019

Parameter	Units	Blank Result	Reporting Limit	MDL	Analyzed	Qualifiers
Alkalinity, Total as CaCO3	mg/L	ND	5.0	5.0	02/06/24 11:42	
Alkalinity,Bicarbonate (CaCO3)	mg/L	ND	5.0	5.0	02/06/24 11:42	
Alkalinity,Carbonate (CaCO3)	mg/L	ND	5.0	5.0	02/06/24 11:42	

LABORATORY CONTROL SAMPLE: 4290879

Parameter	Units	Spike Conc.	LCS Result	LCS % Rec	% Rec Limits	Qualifiers
Alkalinity, Total as CaCO3	mg/L	50	50.9	102	80-120	

LABORATORY CONTROL SAMPLE: 4290880

Parameter	Units	Spike Conc.	LCS Result	LCS % Rec	% Rec Limits	Qualifiers
Alkalinity, Total as CaCO3	mg/L	50	51.7	103	80-120	

MATRIX SPIKE & MATRIX SPIKE DUPLICATE: 4290881 4290882

Parameter	Units	92711015015 Result	MS Spike Conc.	MSD Spike Conc.	MS Result	MSD Result	MS % Rec	MSD % Rec	% Rec Limits	RPD	Max RPD	Qual
Alkalinity, Total as CaCO3	mg/L	157	50	50	201	198	87	82	80-120	1	25	

MATRIX SPIKE & MATRIX SPIKE DUPLICATE: 4290883 4290884

Parameter	Units	92711015019 Result	MS Spike Conc.	MSD Spike Conc.	MS Result	MSD Result	MS % Rec	MSD % Rec	% Rec Limits	RPD	Max RPD	Qual
Alkalinity, Total as CaCO3	mg/L	ND	50	50	50.7	50.7	100	100	80-120	0	25	

Results presented on this page are in the units indicated by the "Units" column except where an alternate unit is presented to the right of the result.

REPORT OF LABORATORY ANALYSIS

This report shall not be reproduced, except in full,
without the written consent of Pace Analytical Services, LLC.

Pace Analytical Services, LLC
9800 Kincey Ave. Suite 100
Huntersville, NC 28078
(704)875-9092

QUALITY CONTROL DATA

Project: Bowen AP-1
Pace Project No.: 92711015

QC Batch: 830909
QC Batch Method: SM 2320B-2011
Analysis Method: SM 2320B-2011
Analysis Description: 2320B Alkalinity
Laboratory: Pace Analytical Services - Asheville
Associated Lab Samples: 92711015021, 92711015024, 92711015025, 92711015027, 92711015028, 92711015029, 92711015030, 92711015031, 92711015032

METHOD BLANK: 4294360 Matrix: Water
Associated Lab Samples: 92711015021, 92711015024, 92711015025, 92711015027, 92711015028, 92711015029, 92711015030, 92711015031, 92711015032

Parameter	Units	Blank Result	Reporting Limit	MDL	Analyzed	Qualifiers
Alkalinity, Total as CaCO3	mg/L	ND	5.0	5.0	02/08/24 12:57	
Alkalinity,Bicarbonate (CaCO3)	mg/L	ND	5.0	5.0	02/08/24 12:57	
Alkalinity,Carbonate (CaCO3)	mg/L	ND	5.0	5.0	02/08/24 12:57	

LABORATORY CONTROL SAMPLE: 4294361

Parameter	Units	Spike Conc.	LCS Result	LCS % Rec	% Rec Limits	Qualifiers
Alkalinity, Total as CaCO3	mg/L	50	51.0	102	80-120	

LABORATORY CONTROL SAMPLE: 4294362

Parameter	Units	Spike Conc.	LCS Result	LCS % Rec	% Rec Limits	Qualifiers
Alkalinity, Total as CaCO3	mg/L	50	51.9	104	80-120	

MATRIX SPIKE & MATRIX SPIKE DUPLICATE: 4294363 4294364

Parameter	Units	92711015032 Result	MS Spike Conc.	MSD Spike Conc.	MS Result	MSD Result	MS % Rec	MSD % Rec	% Rec Limits	RPD	Max RPD	Qual
Alkalinity, Total as CaCO3	mg/L	ND	50	50	51.5	51.3	102	101	80-120	0	25	

MATRIX SPIKE & MATRIX SPIKE DUPLICATE: 4294365 4294366

Parameter	Units	92712026001 Result	MS Spike Conc.	MSD Spike Conc.	MS Result	MSD Result	MS % Rec	MSD % Rec	% Rec Limits	RPD	Max RPD	Qual
Alkalinity, Total as CaCO3	mg/L	57.3	50	50	108	108	102	102	80-120	0	25	

Results presented on this page are in the units indicated by the "Units" column except where an alternate unit is presented to the right of the result.

REPORT OF LABORATORY ANALYSIS

This report shall not be reproduced, except in full,
without the written consent of Pace Analytical Services, LLC.

Pace Analytical Services, LLC
9800 Kincey Ave. Suite 100
Huntersville, NC 28078
(704)875-9092

QUALITY CONTROL DATA

Project: Bowen AP-1
Pace Project No.: 92711015

QC Batch: 830911
QC Batch Method: SM 2320B-2011
Analysis Method: SM 2320B-2011
Analysis Description: 2320B Alkalinity
Laboratory: Pace Analytical Services - Asheville
Associated Lab Samples: 92711015020, 92711015022, 92711015023, 92711015026, 92711015033

METHOD BLANK: 4294371 Matrix: Water
Associated Lab Samples: 92711015020, 92711015022, 92711015023, 92711015026, 92711015033

Parameter	Units	Blank Result	Reporting Limit	MDL	Analyzed	Qualifiers
Alkalinity, Total as CaCO3	mg/L	ND	5.0	5.0	02/08/24 16:55	
Alkalinity,Bicarbonate (CaCO3)	mg/L	ND	5.0	5.0	02/08/24 16:55	
Alkalinity,Carbonate (CaCO3)	mg/L	ND	5.0	5.0	02/08/24 16:55	

LABORATORY CONTROL SAMPLE: 4294372

Parameter	Units	Spike Conc.	LCS Result	LCS % Rec	% Rec Limits	Qualifiers
Alkalinity, Total as CaCO3	mg/L	50	51.5	103	80-120	

LABORATORY CONTROL SAMPLE: 4294373

Parameter	Units	Spike Conc.	LCS Result	LCS % Rec	% Rec Limits	Qualifiers
Alkalinity, Total as CaCO3	mg/L	50	53.2	106	80-120	

MATRIX SPIKE & MATRIX SPIKE DUPLICATE: 4294374 4294375

Parameter	Units	92711699027 Result	MS Spike Conc.	MSD Spike Conc.	MS Result	MSD Result	MS % Rec	MSD % Rec	% Rec Limits	RPD	Max RPD	Qual
Alkalinity, Total as CaCO3	mg/L	103	50	50	156	158	105	110	80-120	2	25	

MATRIX SPIKE & MATRIX SPIKE DUPLICATE: 4294376 4294377

Parameter	Units	92712026002 Result	MS Spike Conc.	MSD Spike Conc.	MS Result	MSD Result	MS % Rec	MSD % Rec	% Rec Limits	RPD	Max RPD	Qual
Alkalinity, Total as CaCO3	mg/L	58.6	50	50	109	109	100	101	80-120	1	25	

Results presented on this page are in the units indicated by the "Units" column except where an alternate unit is presented to the right of the result.

REPORT OF LABORATORY ANALYSIS

This report shall not be reproduced, except in full,
without the written consent of Pace Analytical Services, LLC.

Pace Analytical Services, LLC
9800 Kincey Ave. Suite 100
Huntersville, NC 28078
(704)875-9092

QUALITY CONTROL DATA

Project: Bowen AP-1
Pace Project No.: 92711015

QC Batch: 831919
QC Batch Method: SM 2320B-2011
Analysis Method: SM 2320B-2011
Analysis Description: 2320B Alkalinity
Laboratory: Pace Analytical Services - Asheville
Associated Lab Samples: 92711015038, 92711015039, 92711015043

METHOD BLANK: 4299222 Matrix: Water
Associated Lab Samples: 92711015038, 92711015039, 92711015043

Parameter	Units	Blank Result	Reporting Limit	MDL	Analyzed	Qualifiers
Alkalinity, Total as CaCO3	mg/L	ND	5.0	5.0	02/13/24 13:33	
Alkalinity,Bicarbonate (CaCO3)	mg/L	ND	5.0	5.0	02/13/24 13:33	
Alkalinity,Carbonate (CaCO3)	mg/L	ND	5.0	5.0	02/13/24 13:33	

LABORATORY CONTROL SAMPLE: 4299223

Parameter	Units	Spike Conc.	LCS Result	LCS % Rec	% Rec Limits	Qualifiers
Alkalinity, Total as CaCO3	mg/L	50	52.1	104	80-120	

LABORATORY CONTROL SAMPLE: 4299224

Parameter	Units	Spike Conc.	LCS Result	LCS % Rec	% Rec Limits	Qualifiers
Alkalinity, Total as CaCO3	mg/L	50	54.1	108	80-120	

MATRIX SPIKE & MATRIX SPIKE DUPLICATE: 4299225 4299226

Parameter	Units	92712326012 Result	MS Spike Conc.	MSD Spike Conc.	MS Result	MSD Result	MS % Rec	MSD % Rec	% Rec Limits	RPD	Max RPD	Qual
Alkalinity, Total as CaCO3	mg/L	39.5	50	50	91.3	92.6	104	106	80-120	1	25	

MATRIX SPIKE & MATRIX SPIKE DUPLICATE: 4299227 4299228

Parameter	Units	92712326013 Result	MS Spike Conc.	MSD Spike Conc.	MS Result	MSD Result	MS % Rec	MSD % Rec	% Rec Limits	RPD	Max RPD	Qual
Alkalinity, Total as CaCO3	mg/L	44.6	50	50	95.0	96.6	101	104	80-120	2	25	

Results presented on this page are in the units indicated by the "Units" column except where an alternate unit is presented to the right of the result.

REPORT OF LABORATORY ANALYSIS

This report shall not be reproduced, except in full,
without the written consent of Pace Analytical Services, LLC.

Pace Analytical Services, LLC
9800 Kincey Ave. Suite 100
Huntersville, NC 28078
(704)875-9092

QUALITY CONTROL DATA

Project: Bowen AP-1
Pace Project No.: 92711015

QC Batch: 832265
QC Batch Method: SM 2320B-2011
Analysis Method: SM 2320B-2011
Analysis Description: 2320B Alkalinity
Laboratory: Pace Analytical Services - Asheville
Associated Lab Samples: 92711015034, 92711015040, 92711015041, 92711015044, 92711015045, 92711015046, 92711015048, 92711015049

METHOD BLANK: 4300954 Matrix: Water
Associated Lab Samples: 92711015034, 92711015040, 92711015041, 92711015044, 92711015045, 92711015046, 92711015048, 92711015049

Parameter	Units	Blank Result	Reporting Limit	MDL	Analyzed	Qualifiers
Alkalinity, Total as CaCO3	mg/L	ND	5.0	5.0	02/14/24 15:54	
Alkalinity,Bicarbonate (CaCO3)	mg/L	ND	5.0	5.0	02/14/24 15:54	
Alkalinity,Carbonate (CaCO3)	mg/L	ND	5.0	5.0	02/14/24 15:54	

LABORATORY CONTROL SAMPLE: 4300955

Parameter	Units	Spike Conc.	LCS Result	LCS % Rec	% Rec Limits	Qualifiers
Alkalinity, Total as CaCO3	mg/L	50	49.5	99	80-120	

LABORATORY CONTROL SAMPLE: 4300956

Parameter	Units	Spike Conc.	LCS Result	LCS % Rec	% Rec Limits	Qualifiers
Alkalinity, Total as CaCO3	mg/L	50	52.2	104	80-120	

MATRIX SPIKE & MATRIX SPIKE DUPLICATE: 4301215 4301216

Parameter	Units	92712683001 Result	MS Spike Conc.	MSD Spike Conc.	MS Result	MSD Result	MS % Rec	MSD % Rec	% Rec Limits	RPD	Max RPD	Qual
Alkalinity, Total as CaCO3	mg/L	3290	50	50	3410	3390	245	207	80-120	1	25	M1

MATRIX SPIKE & MATRIX SPIKE DUPLICATE: 4301282 4301283

Parameter	Units	92711015048 Result	MS Spike Conc.	MSD Spike Conc.	MS Result	MSD Result	MS % Rec	MSD % Rec	% Rec Limits	RPD	Max RPD	Qual
Alkalinity, Total as CaCO3	mg/L	115	50	50	162	161	95	94	80-120	0	25	

MATRIX SPIKE & MATRIX SPIKE DUPLICATE: 4301284 4301285

Parameter	Units	92711015049 Result	MS Spike Conc.	MSD Spike Conc.	MS Result	MSD Result	MS % Rec	MSD % Rec	% Rec Limits	RPD	Max RPD	Qual
Alkalinity, Total as CaCO3	mg/L	ND	50	50	50.2	50.9	99	100	80-120	1	25	

Results presented on this page are in the units indicated by the "Units" column except where an alternate unit is presented to the right of the result.

REPORT OF LABORATORY ANALYSIS

This report shall not be reproduced, except in full,
without the written consent of Pace Analytical Services, LLC.

Pace Analytical Services, LLC
9800 Kincey Ave. Suite 100
Huntersville, NC 28078
(704)875-9092

QUALITY CONTROL DATA

Project: Bowen AP-1
Pace Project No.: 92711015

QC Batch: 832565
QC Batch Method: SM 2320B-2011
Analysis Method: SM 2320B-2011
Analysis Description: 2320B Alkalinity
Laboratory: Pace Analytical Services - Asheville
Associated Lab Samples: 92711015035, 92711015036, 92711015037, 92711015042, 92711015047, 92711015050

METHOD BLANK: 4302387 Matrix: Water
Associated Lab Samples: 92711015035, 92711015036, 92711015037, 92711015042, 92711015047, 92711015050

Parameter	Units	Blank Result	Reporting Limit	MDL	Analyzed	Qualifiers
Alkalinity, Total as CaCO3	mg/L	ND	5.0	5.0	02/15/24 12:01	
Alkalinity,Bicarbonate (CaCO3)	mg/L	ND	5.0	5.0	02/15/24 12:01	
Alkalinity,Carbonate (CaCO3)	mg/L	ND	5.0	5.0	02/15/24 12:01	

LABORATORY CONTROL SAMPLE: 4302388

Parameter	Units	Spike Conc.	LCS Result	LCS % Rec	% Rec Limits	Qualifiers
Alkalinity, Total as CaCO3	mg/L	50	49.8	100	80-120	

LABORATORY CONTROL SAMPLE: 4302389

Parameter	Units	Spike Conc.	LCS Result	LCS % Rec	% Rec Limits	Qualifiers
Alkalinity, Total as CaCO3	mg/L	50	50.4	101	80-120	

MATRIX SPIKE & MATRIX SPIKE DUPLICATE: 4302390 4302391

Parameter	Units	92713004003 Result	MS Spike Conc.	MSD Spike Conc.	MS Result	MSD Result	MS % Rec	MSD % Rec	% Rec Limits	RPD	Max RPD	Qual
Alkalinity, Total as CaCO3	mg/L	184	50	50	238	238	108	108	80-120	0	25	

MATRIX SPIKE & MATRIX SPIKE DUPLICATE: 4302392 4302393

Parameter	Units	92713004004 Result	MS Spike Conc.	MSD Spike Conc.	MS Result	MSD Result	MS % Rec	MSD % Rec	% Rec Limits	RPD	Max RPD	Qual
Alkalinity, Total as CaCO3	mg/L	189	50	50	229	237	79	95	80-120	3	25	M1

Results presented on this page are in the units indicated by the "Units" column except where an alternate unit is presented to the right of the result.

REPORT OF LABORATORY ANALYSIS

This report shall not be reproduced, except in full,
without the written consent of Pace Analytical Services, LLC.

Pace Analytical Services, LLC
9800 Kincey Ave. Suite 100
Huntersville, NC 28078
(704)875-9092

QUALITY CONTROL DATA

Project: Bowen AP-1
Pace Project No.: 92711015

QC Batch: 829339 | Analysis Method: SM 2540C-2015
QC Batch Method: SM 2540C-2015 | Analysis Description: 2540C Total Dissolved Solids
Laboratory: Pace Analytical Services - Asheville
Associated Lab Samples: 92711015001, 92711015002, 92711015003, 92711015004, 92711015005, 92711015006

METHOD BLANK: 4286695 Matrix: Water
Associated Lab Samples: 92711015001, 92711015002, 92711015003, 92711015004, 92711015005, 92711015006

Parameter	Units	Blank Result	Reporting Limit	MDL	Analyzed	Qualifiers
Total Dissolved Solids	mg/L	ND	25.0	25.0	02/01/24 11:52	

LABORATORY CONTROL SAMPLE: 4286696

Parameter	Units	Spike Conc.	LCS Result	LCS % Rec	% Rec Limits	Qualifiers
Total Dissolved Solids	mg/L	250	250	100	90-110	

SAMPLE DUPLICATE: 4286697

Parameter	Units	92711023001 Result	Dup Result	RPD	Max RPD	Qualifiers
Total Dissolved Solids	mg/L	27.0	27.0	0	25	

SAMPLE DUPLICATE: 4286698

Parameter	Units	92710944003 Result	Dup Result	RPD	Max RPD	Qualifiers
Total Dissolved Solids	mg/L	154	136	12	25	

Results presented on this page are in the units indicated by the "Units" column except where an alternate unit is presented to the right of the result.

REPORT OF LABORATORY ANALYSIS

This report shall not be reproduced, except in full,
without the written consent of Pace Analytical Services, LLC.

Pace Analytical Services, LLC
9800 Kincey Ave. Suite 100
Huntersville, NC 28078
(704)875-9092

QUALITY CONTROL DATA

Project: Bowen AP-1
Pace Project No.: 92711015

QC Batch: 829972 | Analysis Method: SM 2540C-2015
QC Batch Method: SM 2540C-2015 | Analysis Description: 2540C Total Dissolved Solids
Laboratory: Pace Analytical Services - Asheville
Associated Lab Samples: 92711015007, 92711015008, 92711015009, 92711015010, 92711015011, 92711015012, 92711015013, 92711015014, 92711015016, 92711015017, 92711015018

METHOD BLANK: 4289661 Matrix: Water
Associated Lab Samples: 92711015007, 92711015008, 92711015009, 92711015010, 92711015011, 92711015012, 92711015013, 92711015014, 92711015016, 92711015017, 92711015018

Parameter	Units	Blank Result	Reporting Limit	MDL	Analyzed	Qualifiers
Total Dissolved Solids	mg/L	ND	25.0	25.0	02/04/24 12:55	

LABORATORY CONTROL SAMPLE: 4289662

Parameter	Units	Spike Conc.	LCS Result	LCS % Rec	% Rec Limits	Qualifiers
Total Dissolved Solids	mg/L	251	266	106	90-110	

SAMPLE DUPLICATE: 4289663

Parameter	Units	92711299008 Result	Dup Result	RPD	Max RPD	Qualifiers
Total Dissolved Solids	mg/L	3480	3520	1	25	

SAMPLE DUPLICATE: 4289664

Parameter	Units	92711299017 Result	Dup Result	RPD	Max RPD	Qualifiers
Total Dissolved Solids	mg/L	2720	2730	0	25	

Results presented on this page are in the units indicated by the "Units" column except where an alternate unit is presented to the right of the result.

REPORT OF LABORATORY ANALYSIS

This report shall not be reproduced, except in full,
without the written consent of Pace Analytical Services, LLC.

Pace Analytical Services, LLC
9800 Kincey Ave. Suite 100
Huntersville, NC 28078
(704)875-9092

QUALITY CONTROL DATA

Project: Bowen AP-1
Pace Project No.: 92711015

QC Batch: 829973
QC Batch Method: SM 2540C-2015
Analysis Method: SM 2540C-2015
Analysis Description: 2540C Total Dissolved Solids
Laboratory: Pace Analytical Services - Asheville
Associated Lab Samples: 92711015015, 92711015019

METHOD BLANK: 4289665 Matrix: Water
Associated Lab Samples: 92711015015, 92711015019

Parameter	Units	Blank Result	Reporting Limit	MDL	Analyzed	Qualifiers
Total Dissolved Solids	mg/L	ND	25.0	25.0	02/04/24 12:45	

LABORATORY CONTROL SAMPLE: 4289666

Parameter	Units	Spike Conc.	LCS Result	LCS % Rec	% Rec Limits	Qualifiers
Total Dissolved Solids	mg/L	251	270	108	90-110	

SAMPLE DUPLICATE: 4289667

Parameter	Units	92711015015 Result	Dup Result	RPD	Max RPD	Qualifiers
Total Dissolved Solids	mg/L	445	445	0	25	

SAMPLE DUPLICATE: 4289668

Parameter	Units	92710944010 Result	Dup Result	RPD	Max RPD	Qualifiers
Total Dissolved Solids	mg/L	212	212	0	25	

Results presented on this page are in the units indicated by the "Units" column except where an alternate unit is presented to the right of the result.

REPORT OF LABORATORY ANALYSIS

This report shall not be reproduced, except in full,
without the written consent of Pace Analytical Services, LLC.

Pace Analytical Services, LLC
9800 Kincey Ave. Suite 100
Huntersville, NC 28078
(704)875-9092

QUALITY CONTROL DATA

Project: Bowen AP-1
Pace Project No.: 92711015

QC Batch: 830913 | Analysis Method: SM 2540C-2015
QC Batch Method: SM 2540C-2015 | Analysis Description: 2540C Total Dissolved Solids
Laboratory: Pace Analytical Services - Asheville
Associated Lab Samples: 92711015020, 92711015022, 92711015023, 92711015026, 92711015033

METHOD BLANK: 4294378 Matrix: Water
Associated Lab Samples: 92711015020, 92711015022, 92711015023, 92711015026, 92711015033

Parameter	Units	Blank Result	Reporting Limit	MDL	Analyzed	Qualifiers
Total Dissolved Solids	mg/L	ND	25.0	25.0	02/08/24 13:58	

LABORATORY CONTROL SAMPLE: 4294379

Parameter	Units	Spike Conc.	LCS Result	LCS % Rec	% Rec Limits	Qualifiers
Total Dissolved Solids	mg/L	250	262	105	90-110	

SAMPLE DUPLICATE: 4294380

Parameter	Units	92711409001 Result	Dup Result	RPD	Max RPD	Qualifiers
Total Dissolved Solids	mg/L	12300	12200	0	25	

SAMPLE DUPLICATE: 4294381

Parameter	Units	92711699001 Result	Dup Result	RPD	Max RPD	Qualifiers
Total Dissolved Solids	mg/L	125	128	2	25	

Results presented on this page are in the units indicated by the "Units" column except where an alternate unit is presented to the right of the result.

REPORT OF LABORATORY ANALYSIS

This report shall not be reproduced, except in full,
without the written consent of Pace Analytical Services, LLC.

Pace Analytical Services, LLC
9800 Kincey Ave. Suite 100
Huntersville, NC 28078
(704)875-9092

QUALITY CONTROL DATA

Project: Bowen AP-1
Pace Project No.: 92711015

QC Batch: 830915
QC Batch Method: SM 2540C-2015
Analysis Method: SM 2540C-2015
Analysis Description: 2540C Total Dissolved Solids
Laboratory: Pace Analytical Services - Asheville
Associated Lab Samples: 92711015021

METHOD BLANK: 4294386 Matrix: Water
Associated Lab Samples: 92711015021

Parameter	Units	Blank Result	Reporting Limit	MDL	Analyzed	Qualifiers
Total Dissolved Solids	mg/L	ND	25.0	25.0	02/08/24 13:39	

LABORATORY CONTROL SAMPLE: 4294387

Parameter	Units	Spike Conc.	LCS Result	LCS % Rec	% Rec Limits	Qualifiers
Total Dissolved Solids	mg/L	250	268	107	90-110	

SAMPLE DUPLICATE: 4294389

Parameter	Units	92710944022 Result	Dup Result	RPD	Max RPD	Qualifiers
Total Dissolved Solids	mg/L	864	886	3	25	

SAMPLE DUPLICATE: 4300660

Parameter	Units	92711928002 Result	Dup Result	RPD	Max RPD	Qualifiers
Total Dissolved Solids	mg/L	953	929	3	25	H1

Results presented on this page are in the units indicated by the "Units" column except where an alternate unit is presented to the right of the result.

REPORT OF LABORATORY ANALYSIS

This report shall not be reproduced, except in full,
without the written consent of Pace Analytical Services, LLC.

Pace Analytical Services, LLC
9800 Kincey Ave. Suite 100
Huntersville, NC 28078
(704)875-9092

QUALITY CONTROL DATA

Project: Bowen AP-1
Pace Project No.: 92711015

QC Batch: 831333 | Analysis Method: SM 2540C-2015
QC Batch Method: SM 2540C-2015 | Analysis Description: 2540C Total Dissolved Solids
Laboratory: Pace Analytical Services - Asheville
Associated Lab Samples: 92711015024, 92711015025, 92711015027, 92711015028, 92711015029, 92711015030, 92711015031, 92711015032

METHOD BLANK: 4296466 Matrix: Water
Associated Lab Samples: 92711015024, 92711015025, 92711015027, 92711015028, 92711015029, 92711015030, 92711015031, 92711015032

Parameter	Units	Blank Result	Reporting Limit	MDL	Analyzed	Qualifiers
Total Dissolved Solids	mg/L	ND	25.0	25.0	02/09/24 17:34	

LABORATORY CONTROL SAMPLE: 4296467

Parameter	Units	Spike Conc.	LCS Result	LCS % Rec	% Rec Limits	Qualifiers
Total Dissolved Solids	mg/L	250	258	103	90-110	

SAMPLE DUPLICATE: 4296468

Parameter	Units	92711015024 Result	Dup Result	RPD	Max RPD	Qualifiers
Total Dissolved Solids	mg/L	1490	1520	2	25	

SAMPLE DUPLICATE: 4296469

Parameter	Units	92711696002 Result	Dup Result	RPD	Max RPD	Qualifiers
Total Dissolved Solids	mg/L	198	203	2	25	

Results presented on this page are in the units indicated by the "Units" column except where an alternate unit is presented to the right of the result.

REPORT OF LABORATORY ANALYSIS

This report shall not be reproduced, except in full,
without the written consent of Pace Analytical Services, LLC.

Pace Analytical Services, LLC
9800 Kincey Ave. Suite 100
Huntersville, NC 28078
(704)875-9092

QUALITY CONTROL DATA

Project: Bowen AP-1
Pace Project No.: 92711015

QC Batch: 831917 | Analysis Method: SM 2540C-2015
QC Batch Method: SM 2540C-2015 | Analysis Description: 2540C Total Dissolved Solids
Laboratory: Pace Analytical Services - Asheville
Associated Lab Samples: 92711015038, 92711015039, 92711015043

METHOD BLANK: 4299217 Matrix: Water
Associated Lab Samples: 92711015038, 92711015039, 92711015043

Parameter	Units	Blank Result	Reporting Limit	MDL	Analyzed	Qualifiers
Total Dissolved Solids	mg/L	ND	25.0	25.0	02/13/24 12:38	

LABORATORY CONTROL SAMPLE: 4299218

Parameter	Units	Spike Conc.	LCS Result	LCS % Rec	% Rec Limits	Qualifiers
Total Dissolved Solids	mg/L	250	250	100	90-110	

SAMPLE DUPLICATE: 4299219

Parameter	Units	92711015038 Result	Dup Result	RPD	Max RPD	Qualifiers
Total Dissolved Solids	mg/L	511	510	0	25	

SAMPLE DUPLICATE: 4299220

Parameter	Units	92712326015 Result	Dup Result	RPD	Max RPD	Qualifiers
Total Dissolved Solids	mg/L	88.0	82.0	7	25	

Results presented on this page are in the units indicated by the "Units" column except where an alternate unit is presented to the right of the result.

REPORT OF LABORATORY ANALYSIS

This report shall not be reproduced, except in full,
without the written consent of Pace Analytical Services, LLC.

Pace Analytical Services, LLC
9800 Kincey Ave. Suite 100
Huntersville, NC 28078
(704)875-9092

QUALITY CONTROL DATA

Project: Bowen AP-1
Pace Project No.: 92711015

QC Batch: 832186
QC Batch Method: SM 2540C-2015
Analysis Method: SM 2540C-2015
Analysis Description: 2540C Total Dissolved Solids
Laboratory: Pace Analytical Services - Asheville
Associated Lab Samples: 92711015034, 92711015040, 92711015041

METHOD BLANK: 4300468 Matrix: Water
Associated Lab Samples: 92711015034, 92711015040, 92711015041

Parameter	Units	Blank Result	Reporting Limit	MDL	Analyzed	Qualifiers
Total Dissolved Solids	mg/L	ND	25.0	25.0	02/14/24 12:21	

LABORATORY CONTROL SAMPLE: 4300469

Parameter	Units	Spike Conc.	LCS Result	LCS % Rec	% Rec Limits	Qualifiers
Total Dissolved Solids	mg/L	250	260	104	90-110	

SAMPLE DUPLICATE: 4300470

Parameter	Units	92712603002 Result	Dup Result	RPD	Max RPD	Qualifiers
Total Dissolved Solids	mg/L	304	295	3	25	

SAMPLE DUPLICATE: 4300471

Parameter	Units	92712684006 Result	Dup Result	RPD	Max RPD	Qualifiers
Total Dissolved Solids	mg/L	250	250	0	25	

Results presented on this page are in the units indicated by the "Units" column except where an alternate unit is presented to the right of the result.

REPORT OF LABORATORY ANALYSIS

This report shall not be reproduced, except in full,
without the written consent of Pace Analytical Services, LLC.

Pace Analytical Services, LLC
9800 Kincey Ave. Suite 100
Huntersville, NC 28078
(704)875-9092

QUALITY CONTROL DATA

Project: Bowen AP-1
Pace Project No.: 92711015

QC Batch: 832188 | Analysis Method: SM 2540C-2015
QC Batch Method: SM 2540C-2015 | Analysis Description: 2540C Total Dissolved Solids
Laboratory: Pace Analytical Services - Asheville
Associated Lab Samples: 92711015035, 92711015036, 92711015044, 92711015045, 92711015046, 92711015048, 92711015049

METHOD BLANK: 4300476 Matrix: Water
Associated Lab Samples: 92711015035, 92711015036, 92711015044, 92711015045, 92711015046, 92711015048, 92711015049

Parameter	Units	Blank Result	Reporting Limit	MDL	Analyzed	Qualifiers
Total Dissolved Solids	mg/L	ND	25.0	25.0	02/14/24 12:16	

LABORATORY CONTROL SAMPLE: 4300477

Parameter	Units	Spike Conc.	LCS Result	LCS % Rec	% Rec Limits	Qualifiers
Total Dissolved Solids	mg/L	250	262	105	90-110	

SAMPLE DUPLICATE: 4300478

Parameter	Units	92711015044 Result	Dup Result	RPD	Max RPD	Qualifiers
Total Dissolved Solids	mg/L	579	563	3	25	

SAMPLE DUPLICATE: 4300480

Parameter	Units	92712683001 Result	Dup Result	RPD	Max RPD	Qualifiers
Total Dissolved Solids	mg/L	15100	14800	2	25	

Results presented on this page are in the units indicated by the "Units" column except where an alternate unit is presented to the right of the result.

REPORT OF LABORATORY ANALYSIS

This report shall not be reproduced, except in full,
without the written consent of Pace Analytical Services, LLC.

Pace Analytical Services, LLC
9800 Kincey Ave. Suite 100
Huntersville, NC 28078
(704)875-9092

QUALITY CONTROL DATA

Project: Bowen AP-1
Pace Project No.: 92711015

QC Batch: 832530 | Analysis Method: SM 2540C-2015
QC Batch Method: SM 2540C-2015 | Analysis Description: 2540C Total Dissolved Solids
Laboratory: Pace Analytical Services - Asheville
Associated Lab Samples: 92711015037, 92711015042, 92711015047, 92711015050

METHOD BLANK: 4302200 Matrix: Water
Associated Lab Samples: 92711015037, 92711015042, 92711015047, 92711015050

Parameter	Units	Blank Result	Reporting Limit	MDL	Analyzed	Qualifiers
Total Dissolved Solids	mg/L	ND	25.0	25.0	02/15/24 10:03	

LABORATORY CONTROL SAMPLE: 4302201

Parameter	Units	Spike Conc.	LCS Result	LCS % Rec	% Rec Limits	Qualifiers
Total Dissolved Solids	mg/L	250	262	105	90-110	

SAMPLE DUPLICATE: 4302202

Parameter	Units	92711015037 Result	Dup Result	RPD	Max RPD	Qualifiers
Total Dissolved Solids	mg/L	1790	1730	4	25	

SAMPLE DUPLICATE: 4302203

Parameter	Units	92712842007 Result	Dup Result	RPD	Max RPD	Qualifiers
Total Dissolved Solids	mg/L	109	105	4	25	

Results presented on this page are in the units indicated by the "Units" column except where an alternate unit is presented to the right of the result.

REPORT OF LABORATORY ANALYSIS

This report shall not be reproduced, except in full,
without the written consent of Pace Analytical Services, LLC.

Pace Analytical Services, LLC
9800 Kincey Ave. Suite 100
Huntersville, NC 28078
(704)875-9092

QUALITY CONTROL DATA

Project: Bowen AP-1
Pace Project No.: 92711015

QC Batch: 829293
QC Batch Method: SM 4500-S2D-2011
Analysis Method: SM 4500-S2D-2011
Analysis Description: 4500S2D Sulfide Water
Laboratory: Pace Analytical Services - Asheville
Associated Lab Samples: 92711015001, 92711015002, 92711015003, 92711015004

METHOD BLANK: 4286594 Matrix: Water
Associated Lab Samples: 92711015001, 92711015002, 92711015003, 92711015004

Parameter	Units	Blank Result	Reporting Limit	MDL	Analyzed	Qualifiers
Sulfide	mg/L	ND	0.10	0.022	02/01/24 06:20	

LABORATORY CONTROL SAMPLE: 4286595

Parameter	Units	Spike Conc.	LCS Result	LCS % Rec	% Rec Limits	Qualifiers
Sulfide	mg/L	0.5	0.51	101	80-120	

MATRIX SPIKE & MATRIX SPIKE DUPLICATE: 4286596 4286597

Parameter	Units	92710443001 Result	MS Spike Conc.	MSD Spike Conc.	MS Result	MSD Result	MS % Rec	MSD % Rec	% Rec Limits	RPD	Max RPD	Qual
Sulfide	mg/L	ND	0.5	0.5	0.48	0.49	96	97	80-120	1	10	

MATRIX SPIKE & MATRIX SPIKE DUPLICATE: 4286598 4286599

Parameter	Units	92710968002 Result	MS Spike Conc.	MSD Spike Conc.	MS Result	MSD Result	MS % Rec	MSD % Rec	% Rec Limits	RPD	Max RPD	Qual
Sulfide	mg/L	ND	0.5	0.5	0.52	0.52	103	103	80-120	0	10	

Results presented on this page are in the units indicated by the "Units" column except where an alternate unit is presented to the right of the result.

REPORT OF LABORATORY ANALYSIS

This report shall not be reproduced, except in full,
without the written consent of Pace Analytical Services, LLC.

Pace Analytical Services, LLC
9800 Kincey Ave. Suite 100
Huntersville, NC 28078
(704)875-9092

QUALITY CONTROL DATA

Project: Bowen AP-1
Pace Project No.: 92711015

QC Batch: 829294
QC Batch Method: SM 4500-S2D-2011
Analysis Method: SM 4500-S2D-2011
Analysis Description: 4500S2D Sulfide Water
Laboratory: Pace Analytical Services - Asheville
Associated Lab Samples: 92711015005, 92711015006

METHOD BLANK: 4286600 Matrix: Water
Associated Lab Samples: 92711015005, 92711015006

Parameter	Units	Blank Result	Reporting Limit	MDL	Analyzed	Qualifiers
Sulfide	mg/L	ND	0.10	0.022	02/01/24 06:33	

LABORATORY CONTROL SAMPLE: 4286601

Parameter	Units	Spike Conc.	LCS Result	LCS % Rec	% Rec Limits	Qualifiers
Sulfide	mg/L	0.5	0.50	101	80-120	

MATRIX SPIKE & MATRIX SPIKE DUPLICATE: 4286602 4286603

Parameter	Units	92711015005 Result	MS Spike Conc.	MSD Spike Conc.	MS Result	MSD Result	MS % Rec	MSD % Rec	% Rec Limits	RPD	Max RPD	Qual
Sulfide	mg/L	ND	0.5	0.5	0.53	0.53	106	106	80-120	0	10	

Results presented on this page are in the units indicated by the "Units" column except where an alternate unit is presented to the right of the result.

REPORT OF LABORATORY ANALYSIS

This report shall not be reproduced, except in full,
without the written consent of Pace Analytical Services, LLC.

Pace Analytical Services, LLC
9800 Kincey Ave. Suite 100
Huntersville, NC 28078
(704)875-9092

QUALITY CONTROL DATA

Project: Bowen AP-1
Pace Project No.: 92711015

QC Batch: 829894
QC Batch Method: SM 4500-S2D-2011
Analysis Method: SM 4500-S2D-2011
Analysis Description: 4500S2D Sulfide Water
Laboratory: Pace Analytical Services - Asheville
Associated Lab Samples: 92711015007, 92711015008, 92711015016, 92711015017, 92711015018

METHOD BLANK: 4289469 Matrix: Water
Associated Lab Samples: 92711015007, 92711015008, 92711015016, 92711015017, 92711015018

Parameter	Units	Blank Result	Reporting Limit	MDL	Analyzed	Qualifiers
Sulfide	mg/L	ND	0.10	0.022	02/03/24 06:24	

LABORATORY CONTROL SAMPLE: 4289470

Parameter	Units	Spike Conc.	LCS Result	LCS % Rec	% Rec Limits	Qualifiers
Sulfide	mg/L	0.5	0.51	102	80-120	

MATRIX SPIKE & MATRIX SPIKE DUPLICATE: 4289471 4289472

Parameter	Units	92711015007 Result	MS Spike Conc.	MSD Spike Conc.	MS Result	MSD Result	MS % Rec	MSD % Rec	% Rec Limits	RPD	Max RPD	Qual
Sulfide	mg/L	ND	0.5	0.5	0.52	0.53	103	106	80-120	2	10	

Results presented on this page are in the units indicated by the "Units" column except where an alternate unit is presented to the right of the result.

REPORT OF LABORATORY ANALYSIS

This report shall not be reproduced, except in full,
without the written consent of Pace Analytical Services, LLC.

Pace Analytical Services, LLC
9800 Kincey Ave. Suite 100
Huntersville, NC 28078
(704)875-9092

QUALITY CONTROL DATA

Project: Bowen AP-1
Pace Project No.: 92711015

QC Batch: 830837
QC Batch Method: SM 4500-S2D-2011
Analysis Method: SM 4500-S2D-2011
Analysis Description: 4500S2D Sulfide Water
Laboratory: Pace Analytical Services - Asheville
Associated Lab Samples: 92711015009, 92711015010, 92711015011, 92711015012, 92711015013, 92711015014, 92711015015, 92711015019

METHOD BLANK: 4294225 Matrix: Water
Associated Lab Samples: 92711015009, 92711015010, 92711015011, 92711015012, 92711015013, 92711015014, 92711015015, 92711015019

Parameter	Units	Blank Result	Reporting Limit	MDL	Analyzed	Qualifiers
Sulfide	mg/L	ND	0.10	0.022	02/08/24 06:05	

LABORATORY CONTROL SAMPLE: 4294226

Parameter	Units	Spike Conc.	LCS Result	LCS % Rec	% Rec Limits	Qualifiers
Sulfide	mg/L	0.5	0.53	106	80-120	

MATRIX SPIKE & MATRIX SPIKE DUPLICATE: 4294227 4294228

Parameter	Units	92711015009 Result	MS Spike Conc.	MSD Spike Conc.	MS Result	MSD Result	MS % Rec	MSD % Rec	% Rec Limits	RPD	Max RPD	Qual
Sulfide	mg/L	ND	0.5	0.5	0.51	0.53	102	107	80-120	5	10	

MATRIX SPIKE & MATRIX SPIKE DUPLICATE: 4294229 4294230

Parameter	Units	92710944006 Result	MS Spike Conc.	MSD Spike Conc.	MS Result	MSD Result	MS % Rec	MSD % Rec	% Rec Limits	RPD	Max RPD	Qual
Sulfide	mg/L	ND	0.5	0.5	0.47	0.48	94	96	80-120	1	10	

Results presented on this page are in the units indicated by the "Units" column except where an alternate unit is presented to the right of the result.

REPORT OF LABORATORY ANALYSIS

This report shall not be reproduced, except in full,
without the written consent of Pace Analytical Services, LLC.

Pace Analytical Services, LLC
9800 Kincey Ave. Suite 100
Huntersville, NC 28078
(704)875-9092

QUALITY CONTROL DATA

Project: Bowen AP-1
Pace Project No.: 92711015

QC Batch: 830839
QC Batch Method: SM 4500-S2D-2011
Analysis Method: SM 4500-S2D-2011
Analysis Description: 4500S2D Sulfide Water
Laboratory: Pace Analytical Services - Asheville
Associated Lab Samples: 92711015020, 92711015022, 92711015023, 92711015026

METHOD BLANK: 4294234 Matrix: Water
Associated Lab Samples: 92711015020, 92711015022, 92711015023, 92711015026

Parameter	Units	Blank Result	Reporting Limit	MDL	Analyzed	Qualifiers
Sulfide	mg/L	ND	0.10	0.022	02/08/24 06:18	

LABORATORY CONTROL SAMPLE: 4294235

Parameter	Units	Spike Conc.	LCS Result	LCS % Rec	% Rec Limits	Qualifiers
Sulfide	mg/L	0.5	0.52	104	80-120	

MATRIX SPIKE & MATRIX SPIKE DUPLICATE: 4294236 4294237

Parameter	Units	92710886010 Result	MS Spike Conc.	MSD Spike Conc.	MS Result	MSD Result	MS % Rec	MSD % Rec	% Rec Limits	RPD	Max RPD	Qual
Sulfide	mg/L	ND	0.5	0.5	0.45	0.48	90	95	80-120	6	10	

MATRIX SPIKE & MATRIX SPIKE DUPLICATE: 4294238 4294239

Parameter	Units	92710944013 Result	MS Spike Conc.	MSD Spike Conc.	MS Result	MSD Result	MS % Rec	MSD % Rec	% Rec Limits	RPD	Max RPD	Qual
Sulfide	mg/L	ND	0.5	0.5	0.49	0.50	98	100	80-120	3	10	

Results presented on this page are in the units indicated by the "Units" column except where an alternate unit is presented to the right of the result.

REPORT OF LABORATORY ANALYSIS

This report shall not be reproduced, except in full,
without the written consent of Pace Analytical Services, LLC.

Pace Analytical Services, LLC
9800 Kincey Ave. Suite 100
Huntersville, NC 28078
(704)875-9092

QUALITY CONTROL DATA

Project: Bowen AP-1
Pace Project No.: 92711015

QC Batch: 831203
QC Batch Method: SM 4500-S2D-2011
Analysis Method: SM 4500-S2D-2011
Analysis Description: 4500S2D Sulfide Water
Laboratory: Pace Analytical Services - Asheville
Associated Lab Samples: 92711015021, 92711015024, 92711015025, 92711015033

METHOD BLANK: 4295980 Matrix: Water
Associated Lab Samples: 92711015021, 92711015024, 92711015025, 92711015033

Parameter	Units	Blank Result	Reporting Limit	MDL	Analyzed	Qualifiers
Sulfide	mg/L	ND	0.10	0.022	02/09/24 02:08	

LABORATORY CONTROL SAMPLE: 4295981

Parameter	Units	Spike Conc.	LCS Result	LCS % Rec	% Rec Limits	Qualifiers
Sulfide	mg/L	0.5	0.46	91	80-120	

MATRIX SPIKE & MATRIX SPIKE DUPLICATE: 4295982 4295983

Parameter	Units	92711015033 Result	MS Spike Conc.	MSD Spike Conc.	MS Result	MSD Result	MS % Rec	MSD % Rec	% Rec Limits	RPD	Max RPD	Qual
Sulfide	mg/L	ND	0.5	0.5	0.48	0.52	96	104	80-120	7	10	

MATRIX SPIKE & MATRIX SPIKE DUPLICATE: 4295984 4295985

Parameter	Units	92710944025 Result	MS Spike Conc.	MSD Spike Conc.	MS Result	MSD Result	MS % Rec	MSD % Rec	% Rec Limits	RPD	Max RPD	Qual
Sulfide	mg/L	ND	0.5	0.5	0.49	0.48	97	96	80-120	2	10	

Results presented on this page are in the units indicated by the "Units" column except where an alternate unit is presented to the right of the result.

REPORT OF LABORATORY ANALYSIS

This report shall not be reproduced, except in full,
without the written consent of Pace Analytical Services, LLC.

Pace Analytical Services, LLC
9800 Kincey Ave. Suite 100
Huntersville, NC 28078
(704)875-9092

QUALITY CONTROL DATA

Project: Bowen AP-1
Pace Project No.: 92711015

QC Batch: 831204
QC Batch Method: SM 4500-S2D-2011
Analysis Method: SM 4500-S2D-2011
Analysis Description: 4500S2D Sulfide Water
Laboratory: Pace Analytical Services - Asheville
Associated Lab Samples: 92711015027, 92711015028, 92711015029, 92711015030, 92711015031, 92711015032

METHOD BLANK: 4295986 Matrix: Water
Associated Lab Samples: 92711015027, 92711015028, 92711015029, 92711015030, 92711015031, 92711015032

Parameter	Units	Blank Result	Reporting Limit	MDL	Analyzed	Qualifiers
Sulfide	mg/L	ND	0.10	0.022	02/09/24 02:40	

LABORATORY CONTROL SAMPLE: 4295987

Parameter	Units	Spike Conc.	LCS Result	LCS % Rec	% Rec Limits	Qualifiers
Sulfide	mg/L	0.5	0.46	92	80-120	

MATRIX SPIKE & MATRIX SPIKE DUPLICATE: 4295988 4295989

Parameter	Units	92711015027 Result	MS Spike Conc.	MSD Spike Conc.	MS Result	MSD Result	MS % Rec	MSD % Rec	% Rec Limits	RPD	Max RPD	Qual
Sulfide	mg/L	0.061J	0.5	0.5	0.58	0.54	104	96	80-120	7	10	

MATRIX SPIKE & MATRIX SPIKE DUPLICATE: 4295990 4295991

Parameter	Units	92712201004 Result	MS Spike Conc.	MSD Spike Conc.	MS Result	MSD Result	MS % Rec	MSD % Rec	% Rec Limits	RPD	Max RPD	Qual
Sulfide	mg/L	ND	0.5	0.5	0.50	0.53	100	105	80-120	5	10	

Results presented on this page are in the units indicated by the "Units" column except where an alternate unit is presented to the right of the result.

REPORT OF LABORATORY ANALYSIS

This report shall not be reproduced, except in full,
without the written consent of Pace Analytical Services, LLC.

Pace Analytical Services, LLC
9800 Kincey Ave. Suite 100
Huntersville, NC 28078
(704)875-9092

QUALITY CONTROL DATA

Project: Bowen AP-1
Pace Project No.: 92711015

QC Batch: 831856
QC Batch Method: SM 4500-S2D-2011
Analysis Method: SM 4500-S2D-2011
Analysis Description: 4500S2D Sulfide Water
Laboratory: Pace Analytical Services - Asheville
Associated Lab Samples: 92711015034, 92711015038, 92711015039, 92711015040, 92711015041, 92711015043, 92711015044, 92711015045, 92711015046, 92711015048, 92711015049

METHOD BLANK: 4299056 Matrix: Water
Associated Lab Samples: 92711015034, 92711015038, 92711015039, 92711015040, 92711015041, 92711015043, 92711015044, 92711015045, 92711015046, 92711015048, 92711015049

Parameter	Units	Blank Result	Reporting Limit	MDL	Analyzed	Qualifiers
Sulfide	mg/L	ND	0.10	0.022	02/13/24 02:34	

LABORATORY CONTROL SAMPLE: 4299057

Parameter	Units	Spike Conc.	LCS Result	LCS % Rec	% Rec Limits	Qualifiers
Sulfide	mg/L	0.5	0.47	94	80-120	

MATRIX SPIKE & MATRIX SPIKE DUPLICATE: 4299058 4299059

Parameter	Units	92711015038 Result	MS Spike Conc.	MSD Spike Conc.	MS Result	MSD Result	MS % Rec	MSD % Rec	% Rec Limits	RPD	Max RPD	Qual
Sulfide	mg/L	ND	0.5	0.5	0.45	0.46	91	91	80-120	1	10	

MATRIX SPIKE & MATRIX SPIKE DUPLICATE: 4299060 4299061

Parameter	Units	92711015048 Result	MS Spike Conc.	MSD Spike Conc.	MS Result	MSD Result	MS % Rec	MSD % Rec	% Rec Limits	RPD	Max RPD	Qual
Sulfide	mg/L	ND	0.5	0.5	0.36	0.36	73	73	80-120	0	10	M1

Results presented on this page are in the units indicated by the "Units" column except where an alternate unit is presented to the right of the result.

REPORT OF LABORATORY ANALYSIS

This report shall not be reproduced, except in full,
without the written consent of Pace Analytical Services, LLC.

Pace Analytical Services, LLC
9800 Kincey Ave. Suite 100
Huntersville, NC 28078
(704)875-9092

QUALITY CONTROL DATA

Project: Bowen AP-1
Pace Project No.: 92711015

QC Batch: 831857 | Analysis Method: SM 4500-S2D-2011
QC Batch Method: SM 4500-S2D-2011 | Analysis Description: 4500S2D Sulfide Water
Laboratory: Pace Analytical Services - Asheville
Associated Lab Samples: 92711015035, 92711015036, 92711015037, 92711015042, 92711015047, 92711015050

METHOD BLANK: 4299062 Matrix: Water
Associated Lab Samples: 92711015035, 92711015036, 92711015037, 92711015042, 92711015047, 92711015050

Parameter	Units	Blank Result	Reporting Limit	MDL	Analyzed	Qualifiers
Sulfide	mg/L	ND	0.10	0.022	02/13/24 03:17	

LABORATORY CONTROL SAMPLE: 4299063

Parameter	Units	Spike Conc.	LCS Result	LCS % Rec	% Rec Limits	Qualifiers
Sulfide	mg/L	0.5	0.48	95	80-120	

MATRIX SPIKE & MATRIX SPIKE DUPLICATE: 4299064 4299065

Parameter	Units	92712779005 Result	MS Spike Conc.	MSD Spike Conc.	MS Result	MSD Result	MS % Rec	MSD % Rec	% Rec Limits	RPD	Max RPD	Qual
Sulfide	mg/L	ND	0.5	0.5	0.49	0.44	99	88	80-120	11	10	R1

Results presented on this page are in the units indicated by the "Units" column except where an alternate unit is presented to the right of the result.

REPORT OF LABORATORY ANALYSIS

This report shall not be reproduced, except in full,
without the written consent of Pace Analytical Services, LLC.

Pace Analytical Services, LLC
9800 Kincey Ave. Suite 100
Huntersville, NC 28078
(704)875-9092

QUALITY CONTROL DATA

Project: Bowen AP-1
Pace Project No.: 92711015

QC Batch: 829251
QC Batch Method: EPA 300.0 Rev 2.1 1993
Analysis Method: EPA 300.0 Rev 2.1 1993
Analysis Description: 300.0 IC Anions
Laboratory: Pace Analytical Services - Asheville
Associated Lab Samples: 92711015001

METHOD BLANK: 4286390 Matrix: Water
Associated Lab Samples: 92711015001

Parameter	Units	Blank Result	Reporting Limit	MDL	Analyzed	Qualifiers
Chloride	mg/L	ND	1.0	0.60	01/31/24 21:29	
Fluoride	mg/L	ND	0.10	0.050	01/31/24 21:29	
Sulfate	mg/L	ND	1.0	0.50	01/31/24 21:29	

LABORATORY CONTROL SAMPLE: 4286391

Parameter	Units	Spike Conc.	LCS Result	LCS % Rec	% Rec Limits	Qualifiers
Chloride	mg/L	50	48.9	98	90-110	
Fluoride	mg/L	2.5	2.5	100	90-110	
Sulfate	mg/L	50	48.9	98	90-110	

MATRIX SPIKE & MATRIX SPIKE DUPLICATE: 4286392 4286393

Parameter	Units	92710726002 Result	MS Spike Conc.	MSD Spike Conc.	MS Result	MSD Result	MS % Rec	MSD % Rec	% Rec Limits	RPD	Max RPD	Qual
Chloride	mg/L	36.6	50	50	78.9	80.2	85	87	90-110	2	10	M1
Fluoride	mg/L	0.90	2.5	2.5	2.7	2.8	73	76	90-110	3	10	M1
Sulfate	mg/L	178	50	50	226	228	96	99	90-110	1	10	

MATRIX SPIKE & MATRIX SPIKE DUPLICATE: 4286394 4286395

Parameter	Units	92710939001 Result	MS Spike Conc.	MSD Spike Conc.	MS Result	MSD Result	MS % Rec	MSD % Rec	% Rec Limits	RPD	Max RPD	Qual
Chloride	mg/L	8.5	50	50	52.6	53.3	88	90	90-110	1	10	M1
Fluoride	mg/L	0.078J	2.5	2.5	1.8	1.9	71	74	90-110	5	10	M1
Sulfate	mg/L	220	50	50	265	265	90	90	90-110	0	10	

Results presented on this page are in the units indicated by the "Units" column except where an alternate unit is presented to the right of the result.

REPORT OF LABORATORY ANALYSIS

This report shall not be reproduced, except in full,
without the written consent of Pace Analytical Services, LLC.

Pace Analytical Services, LLC
9800 Kincey Ave. Suite 100
Huntersville, NC 28078
(704)875-9092

QUALITY CONTROL DATA

Project: Bowen AP-1
Pace Project No.: 92711015

QC Batch: 829284
QC Batch Method: EPA 300.0 Rev 2.1 1993
Analysis Method: EPA 300.0 Rev 2.1 1993
Analysis Description: 300.0 IC Anions
Laboratory: Pace Analytical Services - Asheville
Associated Lab Samples: 92711015002, 92711015003, 92711015004, 92711015005, 92711015006

METHOD BLANK: 4286562 Matrix: Water
Associated Lab Samples: 92711015002, 92711015003, 92711015004, 92711015005, 92711015006

Parameter	Units	Blank Result	Reporting Limit	MDL	Analyzed	Qualifiers
Chloride	mg/L	ND	1.0	0.60	02/01/24 16:10	
Fluoride	mg/L	ND	0.10	0.050	02/01/24 16:10	
Sulfate	mg/L	ND	1.0	0.50	02/01/24 16:10	

LABORATORY CONTROL SAMPLE: 4286563

Parameter	Units	Spike Conc.	LCS Result	LCS % Rec	% Rec Limits	Qualifiers
Chloride	mg/L	50	49.4	99	90-110	
Fluoride	mg/L	2.5	2.5	101	90-110	
Sulfate	mg/L	50	50.4	101	90-110	

MATRIX SPIKE & MATRIX SPIKE DUPLICATE: 4286564 4286565

Parameter	Units	92711015002 Result	MS Spike Conc.	MSD Spike Conc.	MS Result	MSD Result	MS % Rec	MSD % Rec	% Rec Limits	RPD	Max RPD	Qual
Chloride	mg/L	240	50	50	284	283	89	86	90-110	0	10	M1
Fluoride	mg/L	0.096J	2.5	2.5	2.8	2.9	107	111	90-110	4	10	M1
Sulfate	mg/L	126	50	50	176	174	99	95	90-110	1	10	

Results presented on this page are in the units indicated by the "Units" column except where an alternate unit is presented to the right of the result.

REPORT OF LABORATORY ANALYSIS

This report shall not be reproduced, except in full,
without the written consent of Pace Analytical Services, LLC.

Pace Analytical Services, LLC
9800 Kincey Ave. Suite 100
Huntersville, NC 28078
(704)875-9092

QUALITY CONTROL DATA

Project: Bowen AP-1
Pace Project No.: 92711015

QC Batch: 829908
QC Batch Method: EPA 300.0 Rev 2.1 1993
Analysis Method: EPA 300.0 Rev 2.1 1993
Analysis Description: 300.0 IC Anions
Laboratory: Pace Analytical Services - Asheville
Associated Lab Samples: 92711015007, 92711015008, 92711015009, 92711015010, 92711015011, 92711015012, 92711015013, 92711015014, 92711015015, 92711015016, 92711015017, 92711015018, 92711015019

METHOD BLANK: 4289503 Matrix: Water
Associated Lab Samples: 92711015007, 92711015008, 92711015009, 92711015010, 92711015011, 92711015012, 92711015013, 92711015014, 92711015015, 92711015016, 92711015017, 92711015018, 92711015019

Parameter	Units	Blank Result	Reporting Limit	MDL	Analyzed	Qualifiers
Chloride	mg/L	ND	1.0	0.60	02/03/24 12:48	
Fluoride	mg/L	ND	0.10	0.050	02/03/24 12:48	
Sulfate	mg/L	ND	1.0	0.50	02/03/24 12:48	

LABORATORY CONTROL SAMPLE: 4289504

Parameter	Units	Spike Conc.	LCS Result	LCS % Rec	% Rec Limits	Qualifiers
Chloride	mg/L	50	49.2	98	90-110	
Fluoride	mg/L	2.5	2.4	96	90-110	
Sulfate	mg/L	50	49.4	99	90-110	

MATRIX SPIKE & MATRIX SPIKE DUPLICATE: 4289505 4289506

Parameter	Units	92711342001 Result	MS Spike Conc.	MSD Spike Conc.	MS Result	MSD Result	MS % Rec	MSD % Rec	% Rec Limits	RPD	Max RPD	Qual
Chloride	mg/L	57.3	50	50	101	101	87	87	90-110	0	10	M1
Fluoride	mg/L	0.075J	2.5	2.5	2.3	2.4	89	93	90-110	4	10	M1
Sulfate	mg/L	61.6	50	50	104	104	85	85	90-110	0	10	M1

MATRIX SPIKE & MATRIX SPIKE DUPLICATE: 4289507 4289508

Parameter	Units	92711015014 Result	MS Spike Conc.	MSD Spike Conc.	MS Result	MSD Result	MS % Rec	MSD % Rec	% Rec Limits	RPD	Max RPD	Qual
Chloride	mg/L	18.5	50	50	70.0	70.3	103	104	90-110	1	10	
Fluoride	mg/L	0.072J	2.5	2.5	2.4	2.4	93	94	90-110	1	10	
Sulfate	mg/L	551	50	50	594	590	86	77	90-110	1	10	M1

Results presented on this page are in the units indicated by the "Units" column except where an alternate unit is presented to the right of the result.

REPORT OF LABORATORY ANALYSIS

This report shall not be reproduced, except in full,
without the written consent of Pace Analytical Services, LLC.

Pace Analytical Services, LLC
9800 Kincey Ave. Suite 100
Huntersville, NC 28078
(704)875-9092

QUALITY CONTROL DATA

Project: Bowen AP-1
Pace Project No.: 92711015

QC Batch: 830748
QC Batch Method: EPA 300.0 Rev 2.1 1993
Analysis Method: EPA 300.0 Rev 2.1 1993
Analysis Description: 300.0 IC Anions
Laboratory: Pace Analytical Services - Asheville
Associated Lab Samples: 92711015020, 92711015021, 92711015022, 92711015023, 92711015024

METHOD BLANK: 4293725 Matrix: Water
Associated Lab Samples: 92711015020, 92711015021, 92711015022, 92711015023, 92711015024

Parameter	Units	Blank Result	Reporting Limit	MDL	Analyzed	Qualifiers
Chloride	mg/L	ND	1.0	0.60	02/07/24 21:00	
Fluoride	mg/L	ND	0.10	0.050	02/07/24 21:00	
Sulfate	mg/L	ND	1.0	0.50	02/07/24 21:00	

LABORATORY CONTROL SAMPLE: 4293726

Parameter	Units	Spike Conc.	LCS Result	LCS % Rec	% Rec Limits	Qualifiers
Chloride	mg/L	50	51.7	103	90-110	
Fluoride	mg/L	2.5	2.6	102	90-110	
Sulfate	mg/L	50	51.7	103	90-110	

MATRIX SPIKE & MATRIX SPIKE DUPLICATE: 4293727 4293728

Parameter	Units	92710944017 Result	MS Spike Conc.	MSD Spike Conc.	MS Result	MSD Result	MS % Rec	MSD % Rec	% Rec Limits	RPD	Max RPD	Qual
Chloride	mg/L	8.9	50	50	59.3	60.9	101	104	90-110	3	10	
Fluoride	mg/L	ND	2.5	2.5	2.7	2.8	107	109	90-110	2	10	
Sulfate	mg/L	433	50	50	479	480	91	93	90-110	0	10	

MATRIX SPIKE & MATRIX SPIKE DUPLICATE: 4293729 4293730

Parameter	Units	92710886021 Result	MS Spike Conc.	MSD Spike Conc.	MS Result	MSD Result	MS % Rec	MSD % Rec	% Rec Limits	RPD	Max RPD	Qual
Chloride	mg/L	18.0	50	50	68.8	69.9	102	104	90-110	1	10	
Fluoride	mg/L	0.10	2.5	2.5	3.1	3.0	122	117	90-110	4	10	M1
Sulfate	mg/L	261	50	50	303	306	85	90	90-110	1	10	M1

Results presented on this page are in the units indicated by the "Units" column except where an alternate unit is presented to the right of the result.

REPORT OF LABORATORY ANALYSIS

This report shall not be reproduced, except in full,
without the written consent of Pace Analytical Services, LLC.

Pace Analytical Services, LLC
9800 Kincey Ave. Suite 100
Huntersville, NC 28078
(704)875-9092

QUALITY CONTROL DATA

Project: Bowen AP-1
Pace Project No.: 92711015

QC Batch: 830749
QC Batch Method: EPA 300.0 Rev 2.1 1993
Analysis Method: EPA 300.0 Rev 2.1 1993
Analysis Description: 300.0 IC Anions
Laboratory: Pace Analytical Services - Asheville
Associated Lab Samples: 92711015025, 92711015026, 92711015027, 92711015028, 92711015029, 92711015030, 92711015031, 92711015032, 92711015033

METHOD BLANK: 4293735 Matrix: Water
Associated Lab Samples: 92711015025, 92711015026, 92711015027, 92711015028, 92711015029, 92711015030, 92711015031, 92711015032, 92711015033

Parameter	Units	Blank Result	Reporting Limit	MDL	Analyzed	Qualifiers
Chloride	mg/L	ND	1.0	0.60	02/07/24 22:57	
Fluoride	mg/L	ND	0.10	0.050	02/07/24 22:57	
Sulfate	mg/L	ND	1.0	0.50	02/07/24 22:57	

LABORATORY CONTROL SAMPLE: 4293736

Parameter	Units	Spike Conc.	LCS Result	LCS % Rec	% Rec Limits	Qualifiers
Chloride	mg/L	50	49.9	100	90-110	
Fluoride	mg/L	2.5	2.4	96	90-110	
Sulfate	mg/L	50	49.9	100	90-110	

MATRIX SPIKE & MATRIX SPIKE DUPLICATE: 4293737 4293738

Parameter	Units	92711440001 Result	MS Spike Conc.	MSD Spike Conc.	MS Result	MSD Result	MS % Rec	MSD % Rec	% Rec Limits	RPD	Max RPD	Qual
Chloride	mg/L	5.2	50	50	53.9	54.4	97	99	90-110	1	10	
Fluoride	mg/L	0.14	2.5	2.5	2.6	2.7	100	102	90-110	2	10	
Sulfate	mg/L	8.5	50	50	57.3	58.0	98	99	90-110	1	10	

MATRIX SPIKE & MATRIX SPIKE DUPLICATE: 4293739 4293740

Parameter	Units	92711964001 Result	MS Spike Conc.	MSD Spike Conc.	MS Result	MSD Result	MS % Rec	MSD % Rec	% Rec Limits	RPD	Max RPD	Qual
Chloride	mg/L	7.4	50	50	56.8	58.6	99	102	90-110	3	10	
Fluoride	mg/L	ND	2.5	2.5	2.6	2.7	102	106	90-110	4	10	
Sulfate	mg/L	3.1	50	50	53.0	54.8	100	103	90-110	3	10	

Results presented on this page are in the units indicated by the "Units" column except where an alternate unit is presented to the right of the result.

REPORT OF LABORATORY ANALYSIS

This report shall not be reproduced, except in full,
without the written consent of Pace Analytical Services, LLC.

Pace Analytical Services, LLC
9800 Kincey Ave. Suite 100
Huntersville, NC 28078
(704)875-9092

QUALITY CONTROL DATA

Project: Bowen AP-1
Pace Project No.: 92711015

QC Batch: 831802
QC Batch Method: EPA 300.0 Rev 2.1 1993
Analysis Method: EPA 300.0 Rev 2.1 1993
Analysis Description: 300.0 IC Anions
Laboratory: Pace Analytical Services - Asheville
Associated Lab Samples: 92711015034, 92711015035, 92711015036, 92711015037, 92711015038, 92711015039, 92711015040, 92711015041, 92711015042, 92711015043, 92711015044, 92711015045, 92711015046, 92711015047, 92711015048

METHOD BLANK: 4298798 Matrix: Water
Associated Lab Samples: 92711015034, 92711015035, 92711015036, 92711015037, 92711015038, 92711015039, 92711015040, 92711015041, 92711015042, 92711015043, 92711015044, 92711015045, 92711015046, 92711015047, 92711015048

Parameter	Units	Blank Result	Reporting Limit	MDL	Analyzed	Qualifiers
Chloride	mg/L	ND	1.0	0.60	02/12/24 19:47	
Fluoride	mg/L	ND	0.10	0.050	02/12/24 19:47	
Sulfate	mg/L	ND	1.0	0.50	02/12/24 19:47	

LABORATORY CONTROL SAMPLE: 4298799

Parameter	Units	Spike Conc.	LCS Result	LCS % Rec	% Rec Limits	Qualifiers
Chloride	mg/L	50	53.1	106	90-110	
Fluoride	mg/L	2.5	2.5	100	90-110	
Sulfate	mg/L	50	53.0	106	90-110	

MATRIX SPIKE & MATRIX SPIKE DUPLICATE: 4298800 4298801

Parameter	Units	92712815001 Result	MS Spike Conc.	MSD Spike Conc.	MS Result	MSD Result	MS % Rec	MSD % Rec	% Rec Limits	RPD	Max RPD	Qual
Chloride	mg/L	33.6	50	50	84.4	85.4	102	104	90-110	1	10	
Fluoride	mg/L	2.7	2.5	2.5	1.8	2.0	-34	-28	90-110	8	10	M1
Sulfate	mg/L	16.3	50	50	67.7	68.8	103	105	90-110	1	10	

MATRIX SPIKE & MATRIX SPIKE DUPLICATE: 4298802 4298803

Parameter	Units	92711015039 Result	MS Spike Conc.	MSD Spike Conc.	MS Result	MSD Result	MS % Rec	MSD % Rec	% Rec Limits	RPD	Max RPD	Qual
Chloride	mg/L	317	50	50	361	360	87	86	90-110	0	10	M1
Fluoride	mg/L	0.25	2.5	2.5	2.6	2.7	95	98	90-110	3	10	
Sulfate	mg/L	195	50	50	240	240	90	90	90-110	0	10	

Results presented on this page are in the units indicated by the "Units" column except where an alternate unit is presented to the right of the result.

REPORT OF LABORATORY ANALYSIS

This report shall not be reproduced, except in full,
without the written consent of Pace Analytical Services, LLC.

Pace Analytical Services, LLC
9800 Kincey Ave. Suite 100
Huntersville, NC 28078
(704)875-9092

QUALITY CONTROL DATA

Project: Bowen AP-1
Pace Project No.: 92711015

QC Batch: 831806
QC Batch Method: EPA 300.0 Rev 2.1 1993
Analysis Method: EPA 300.0 Rev 2.1 1993
Analysis Description: 300.0 IC Anions
Laboratory: Pace Analytical Services - Asheville
Associated Lab Samples: 92711015049, 92711015050

METHOD BLANK: 4298807 Matrix: Water
Associated Lab Samples: 92711015049, 92711015050

Parameter	Units	Blank Result	Reporting Limit	MDL	Analyzed	Qualifiers
Chloride	mg/L	ND	1.0	0.60	02/12/24 20:17	
Fluoride	mg/L	ND	0.10	0.050	02/12/24 20:17	
Sulfate	mg/L	ND	1.0	0.50	02/12/24 20:17	

LABORATORY CONTROL SAMPLE: 4298808

Parameter	Units	Spike Conc.	LCS Result	LCS % Rec	% Rec Limits	Qualifiers
Chloride	mg/L	50	50.1	100	90-110	
Fluoride	mg/L	2.5	2.4	96	90-110	
Sulfate	mg/L	50	50.1	100	90-110	

MATRIX SPIKE & MATRIX SPIKE DUPLICATE: 4298809 4298810

Parameter	Units	92711015049 Result	MS Spike Conc.	MSD Spike Conc.	MS Result	MSD Result	MS % Rec	MSD % Rec	% Rec Limits	RPD	Max RPD	Qual
Chloride	mg/L	ND	50	50	51.4	52.4	103	105	90-110	2	10	
Fluoride	mg/L	ND	2.5	2.5	2.6	2.5	104	102	90-110	2	10	
Sulfate	mg/L	ND	50	50	51.3	52.2	103	104	90-110	2	10	

Results presented on this page are in the units indicated by the "Units" column except where an alternate unit is presented to the right of the result.

REPORT OF LABORATORY ANALYSIS

This report shall not be reproduced, except in full,
without the written consent of Pace Analytical Services, LLC.

Pace Analytical Services, LLC
9800 Kincey Ave. Suite 100
Huntersville, NC 28078
(704)875-9092

QUALIFIERS

Project: Bowen AP-1
Pace Project No.: 92711015

DEFINITIONS

DF - Dilution Factor, if reported, represents the factor applied to the reported data due to dilution of the sample aliquot.

ND - Not Detected at or above adjusted reporting limit.

TNTC - Too Numerous To Count

J - Estimated concentration above the adjusted method detection limit and below the adjusted reporting limit.

MDL - Adjusted Method Detection Limit.

PQL - Practical Quantitation Limit.

RL - Reporting Limit - The lowest concentration value that meets project requirements for quantitative data with known precision and bias for a specific analyte in a specific matrix.

S - Surrogate

1,2-Diphenylhydrazine decomposes to and cannot be separated from Azobenzene using Method 8270. The result for each analyte is a combined concentration.

Consistent with EPA guidelines, unrounded data are displayed and have been used to calculate % recovery and RPD values.

LCS(D) - Laboratory Control Sample (Duplicate)

MS(D) - Matrix Spike (Duplicate)

DUP - Sample Duplicate

RPD - Relative Percent Difference

NC - Not Calculable.

SG - Silica Gel - Clean-Up

U - Indicates the compound was analyzed for, but not detected.

Acid preservation may not be appropriate for 2 Chloroethylvinyl ether.

A separate vial preserved to a pH of 4-5 is recommended in SW846 Chapter 4 for the analysis of Acrolein and Acrylonitrile by EPA Method 8260.

N-Nitrosodiphenylamine decomposes and cannot be separated from Diphenylamine using Method 8270. The result reported for each analyte is a combined concentration.

Reported results are not rounded until the final step prior to reporting. Therefore, calculated parameters that are typically reported as "Total" may vary slightly from the sum of the reported component parameters.

Pace Analytical is TNI accredited. Contact your Pace PM for the current list of accredited analytes.

TNI - The NELAC Institute.

ANALYTE QUALIFIERS

B	Analyte was detected in the associated method blank.
D3	Sample was diluted due to the presence of high levels of non-target analytes or other matrix interference.
H1	Analysis conducted outside the EPA method holding time.
M1	Matrix spike recovery exceeded QC limits. Batch accepted based on laboratory control sample (LCS) recovery.
R1	RPD value was outside control limits.

This report shall not be reproduced, except in full,
without the written consent of Pace Analytical Services, LLC.

Pace Analytical Services, LLC
9800 Kincey Ave. Suite 100
Huntersville, NC 28078
(704)875-9092

QUALITY CONTROL DATA CROSS REFERENCE TABLE

Project: Bowen AP-1
Pace Project No.: 92711015

Lab ID	Sample ID	QC Batch Method	QC Batch	Analytical Method	Analytical Batch
92711015001	**BOW-BGWC-24**	EPA 3010A	829488	EPA 6010D	829578
92711015002	**BOW-BGWC-36D**	EPA 3010A	829488	EPA 6010D	829578
92711015003	**BOW-BGWC-43D**	EPA 3010A	829488	EPA 6010D	829578
92711015004	**BOW-AP1-FD-01**	EPA 3010A	829488	EPA 6010D	829578
92711015005	**BOW-AP1-FB-01**	EPA 3010A	829488	EPA 6010D	829578
92711015006	**BOW-AP1-EB-01**	EPA 3010A	829488	EPA 6010D	829578
92711015007	**BOW-BGWA-47D**	EPA 3010A	829905	EPA 6010D	829934
92711015008	**BOW-BGWA-48D**	EPA 3010A	829905	EPA 6010D	829934
92711015009	**BOW-BGWC-8**	EPA 3010A	829905	EPA 6010D	829934
92711015010	**BOW-BGWC-9**	EPA 3010A	829905	EPA 6010D	829934
92711015011	**BOW-BGWC-10**	EPA 3010A	829905	EPA 6010D	829934
92711015012	**BOW-BGWC-12**	EPA 3010A	829905	EPA 6010D	829934
92711015013	**BOW-BGWC-14A**	EPA 3010A	829905	EPA 6010D	829934
92711015014	**BOW-BGWC-16**	EPA 3010A	829905	EPA 6010D	829934
92711015015	**BOW-BGWC-17**	EPA 3010A	829905	EPA 6010D	829934
92711015016	**BOW-BGWA-6**	EPA 3010A	829905	EPA 6010D	829934
92711015017	**BOW-BGWC-44D**	EPA 3010A	829905	EPA 6010D	829934
92711015018	**BOW-BGWC-50D**	EPA 3010A	829905	EPA 6010D	829934
92711015019	**BOW-AP1-FB-02**	EPA 3010A	829905	EPA 6010D	829934
92711015020	**BOW-BGWC-7**	EPA 3010A	831118	EPA 6010D	831189
92711015021	**BOW-BGWA-29**	EPA 3010A	831118	EPA 6010D	831189
92711015022	**BOW-BGWC-18**	EPA 3010A	831118	EPA 6010D	831189
92711015023	**BOW-BGWC-19**	EPA 3010A	831118	EPA 6010D	831189
92711015024	**BOW-BGWC-20**	EPA 3010A	831118	EPA 6010D	831189
92711015025	**BOW-BGWC-21**	EPA 3010A	831118	EPA 6010D	831189
92711015026	**BOW-BGWC-31**	EPA 3010A	831118	EPA 6010D	831189
92711015027	**BOW-BGWC-25**	EPA 3010A	831118	EPA 6010D	831189
92711015028	**BOW-BGWC-34D**	EPA 3010A	831118	EPA 6010D	831189
92711015029	**BOW-BGWC-51**	EPA 3010A	831118	EPA 6010D	831189
92711015030	**BOW-BGWC-52**	EPA 3010A	831118	EPA 6010D	831189
92711015031	**BOW-AP1-FD-03**	EPA 3010A	831118	EPA 6010D	831189
92711015032	**BOW-AP1-FB-03**	EPA 3010A	831118	EPA 6010D	831189
92711015033	**BOW-AP1-FD-02**	EPA 3010A	831118	EPA 6010D	831189
92711015034	**BOW-BGWA-33**	EPA 3010A	831549	EPA 6010D	831591
92711015035	**BOW-BGWA-2**	EPA 3010A	831549	EPA 6010D	831591
92711015036	**BOW-BGWC-22**	EPA 3010A	831549	EPA 6010D	831591
92711015037	**BOW-BGWC-23**	EPA 3010A	831549	EPA 6010D	831591
92711015038	**BOW-BGWC-30**	EPA 3010A	831549	EPA 6010D	831591
92711015039	**BOW-BGWC-38D**	EPA 3010A	831549	EPA 6010D	831591
92711015040	**BOW-BGWC-35D**	EPA 3010A	831549	EPA 6010D	831591
92711015041	**BOW-BGWC-37D**	EPA 3010A	831549	EPA 6010D	831591
92711015042	**BOW-BGWC-32**	EPA 3010A	831549	EPA 6010D	831591
92711015043	**BOW-BGWC-49D**	EPA 3010A	831549	EPA 6010D	831591
92711015044	**BOW-BGWC-40**	EPA 3010A	831549	EPA 6010D	831591
92711015045	**BOW-BGWC-41D**	EPA 3010A	831549	EPA 6010D	831591
92711015046	**BOW-BGWC-42D**	EPA 3010A	831549	EPA 6010D	831591
92711015047	**BOW-BGWC-39**	EPA 3010A	831549	EPA 6010D	831591

REPORT OF LABORATORY ANALYSIS

This report shall not be reproduced, except in full,
without the written consent of Pace Analytical Services, LLC.

Pace Analytical Services, LLC
9800 Kincey Ave. Suite 100
Huntersville, NC 28078
(704)875-9092

QUALITY CONTROL DATA CROSS REFERENCE TABLE

Project: Bowen AP-1
Pace Project No.: 92711015

Lab ID	Sample ID	QC Batch Method	QC Batch	Analytical Method	Analytical Batch
92711015048	**BOW-AP1-FD-04**	EPA 3010A	831549	EPA 6010D	831591
92711015049	**BOW-AP1-FB-04**	EPA 3010A	831549	EPA 6010D	831591
92711015050	**BOW-AP1-EB-02**	EPA 3010A	831549	EPA 6010D	831591
92711015001	**BOW-BGWC-24**	EPA 3005A	829375	EPA 6020B	829537
92711015002	**BOW-BGWC-36D**	EPA 3005A	829375	EPA 6020B	829537
92711015003	**BOW-BGWC-43D**	EPA 3005A	829375	EPA 6020B	829537
92711015004	**BOW-AP1-FD-01**	EPA 3005A	829375	EPA 6020B	829537
92711015005	**BOW-AP1-FB-01**	EPA 3005A	829375	EPA 6020B	829537
92711015006	**BOW-AP1-EB-01**	EPA 3005A	829375	EPA 6020B	829537
92711015007	**BOW-BGWA-47D**	EPA 3005A	829899	EPA 6020B	829944
92711015008	**BOW-BGWA-48D**	EPA 3005A	829899	EPA 6020B	829944
92711015009	**BOW-BGWC-8**	EPA 3005A	829899	EPA 6020B	829944
92711015010	**BOW-BGWC-9**	EPA 3005A	829899	EPA 6020B	829944
92711015011	**BOW-BGWC-10**	EPA 3005A	829899	EPA 6020B	829944
92711015012	**BOW-BGWC-12**	EPA 3005A	829899	EPA 6020B	829944
92711015013	**BOW-BGWC-14A**	EPA 3005A	829899	EPA 6020B	829944
92711015014	**BOW-BGWC-16**	EPA 3005A	829899	EPA 6020B	829944
92711015015	**BOW-BGWC-17**	EPA 3005A	829899	EPA 6020B	829944
92711015016	**BOW-BGWA-6**	EPA 3005A	829899	EPA 6020B	829944
92711015017	**BOW-BGWC-44D**	EPA 3005A	829899	EPA 6020B	829944
92711015018	**BOW-BGWC-50D**	EPA 3005A	829899	EPA 6020B	829944
92711015019	**BOW-AP1-FB-02**	EPA 3005A	829899	EPA 6020B	829944
92711015020	**BOW-BGWC-7**	EPA 3005A	830823	EPA 6020B	831155
92711015021	**BOW-BGWA-29**	EPA 3005A	830823	EPA 6020B	831155
92711015022	**BOW-BGWC-18**	EPA 3005A	830823	EPA 6020B	831155
92711015023	**BOW-BGWC-19**	EPA 3005A	830823	EPA 6020B	831155
92711015024	**BOW-BGWC-20**	EPA 3005A	830823	EPA 6020B	831155
92711015025	**BOW-BGWC-21**	EPA 3005A	830824	EPA 6020B	831080
92711015026	**BOW-BGWC-31**	EPA 3005A	830824	EPA 6020B	831080
92711015027	**BOW-BGWC-25**	EPA 3005A	830824	EPA 6020B	831080
92711015028	**BOW-BGWC-34D**	EPA 3005A	830824	EPA 6020B	831080
92711015029	**BOW-BGWC-51**	EPA 3005A	830824	EPA 6020B	831080
92711015030	**BOW-BGWC-52**	EPA 3005A	830824	EPA 6020B	831080
92711015031	**BOW-AP1-FD-03**	EPA 3005A	830824	EPA 6020B	831080
92711015032	**BOW-AP1-FB-03**	EPA 3005A	830824	EPA 6020B	831080
92711015033	**BOW-AP1-FD-02**	EPA 3005A	830824	EPA 6020B	831080
92711015034	**BOW-BGWA-33**	EPA 3005A	831526	EPA 6020B	831589
92711015035	**BOW-BGWA-2**	EPA 3005A	831526	EPA 6020B	831589
92711015036	**BOW-BGWC-22**	EPA 3005A	831526	EPA 6020B	831589
92711015037	**BOW-BGWC-23**	EPA 3005A	831526	EPA 6020B	831589
92711015038	**BOW-BGWC-30**	EPA 3005A	831526	EPA 6020B	831589
92711015039	**BOW-BGWC-38D**	EPA 3005A	831526	EPA 6020B	831589
92711015040	**BOW-BGWC-35D**	EPA 3005A	831526	EPA 6020B	831589
92711015041	**BOW-BGWC-37D**	EPA 3005A	831526	EPA 6020B	831589
92711015042	**BOW-BGWC-32**	EPA 3005A	831526	EPA 6020B	831589
92711015043	**BOW-BGWC-49D**	EPA 3005A	831526	EPA 6020B	831589

REPORT OF LABORATORY ANALYSIS

This report shall not be reproduced, except in full,
without the written consent of Pace Analytical Services, LLC.

Pace Analytical Services, LLC
9800 Kincey Ave. Suite 100
Huntersville, NC 28078
(704)875-9092

QUALITY CONTROL DATA CROSS REFERENCE TABLE

Project: Bowen AP-1
Pace Project No.: 92711015

Lab ID	Sample ID	QC Batch Method	QC Batch	Analytical Method	Analytical Batch
92711015044	**BOW-BGWC-40**	EPA 3005A	831526	EPA 6020B	831589
92711015045	**BOW-BGWC-41D**	EPA 3005A	831526	EPA 6020B	831589
92711015046	**BOW-BGWC-42D**	EPA 3005A	831526	EPA 6020B	831589
92711015047	**BOW-BGWC-39**	EPA 3005A	831526	EPA 6020B	831589
92711015048	**BOW-AP1-FD-04**	EPA 3005A	831526	EPA 6020B	831589
92711015049	**BOW-AP1-FB-04**	EPA 3005A	831526	EPA 6020B	831589
92711015050	**BOW-AP1-EB-02**	EPA 3005A	831526	EPA 6020B	831589
92711015001	**BOW-BGWC-24**	EPA 7470A	832523	EPA 7470A	832656
92711015002	**BOW-BGWC-36D**	EPA 7470A	832523	EPA 7470A	832656
92711015003	**BOW-BGWC-43D**	EPA 7470A	832523	EPA 7470A	832656
92711015004	**BOW-AP1-FD-01**	EPA 7470A	832523	EPA 7470A	832656
92711015005	**BOW-AP1-FB-01**	EPA 7470A	832523	EPA 7470A	832656
92711015006	**BOW-AP1-EB-01**	EPA 7470A	832523	EPA 7470A	832656
92711015007	**BOW-BGWA-47D**	EPA 7470A	832523	EPA 7470A	832656
92711015008	**BOW-BGWA-48D**	EPA 7470A	832523	EPA 7470A	832656
92711015009	**BOW-BGWC-8**	EPA 7470A	832523	EPA 7470A	832656
92711015010	**BOW-BGWC-9**	EPA 7470A	832523	EPA 7470A	832656
92711015011	**BOW-BGWC-10**	EPA 7470A	832523	EPA 7470A	832656
92711015012	**BOW-BGWC-12**	EPA 7470A	832523	EPA 7470A	832656
92711015013	**BOW-BGWC-14A**	EPA 7470A	832523	EPA 7470A	832656
92711015014	**BOW-BGWC-16**	EPA 7470A	832523	EPA 7470A	832656
92711015015	**BOW-BGWC-17**	EPA 7470A	832523	EPA 7470A	832656
92711015016	**BOW-BGWA-6**	EPA 7470A	832523	EPA 7470A	832656
92711015017	**BOW-BGWC-44D**	EPA 7470A	832523	EPA 7470A	832656
92711015018	**BOW-BGWC-50D**	EPA 7470A	832523	EPA 7470A	832656
92711015019	**BOW-AP1-FB-02**	EPA 7470A	832523	EPA 7470A	832656
92711015020	**BOW-BGWC-7**	EPA 7470A	832523	EPA 7470A	832656
92711015021	**BOW-BGWA-29**	EPA 7470A	832659	EPA 7470A	832716
92711015022	**BOW-BGWC-18**	EPA 7470A	832659	EPA 7470A	832716
92711015023	**BOW-BGWC-19**	EPA 7470A	832659	EPA 7470A	832716
92711015024	**BOW-BGWC-20**	EPA 7470A	832659	EPA 7470A	832716
92711015025	**BOW-BGWC-21**	EPA 7470A	832659	EPA 7470A	832716
92711015026	**BOW-BGWC-31**	EPA 7470A	832659	EPA 7470A	832716
92711015027	**BOW-BGWC-25**	EPA 7470A	832659	EPA 7470A	832716
92711015028	**BOW-BGWC-34D**	EPA 7470A	832659	EPA 7470A	832716
92711015029	**BOW-BGWC-51**	EPA 7470A	832659	EPA 7470A	832716
92711015030	**BOW-BGWC-52**	EPA 7470A	832659	EPA 7470A	832716
92711015031	**BOW-AP1-FD-03**	EPA 7470A	832659	EPA 7470A	832716
92711015032	**BOW-AP1-FB-03**	EPA 7470A	832659	EPA 7470A	832716
92711015033	**BOW-AP1-FD-02**	EPA 7470A	832659	EPA 7470A	832716
92711015034	**BOW-BGWA-33**	EPA 7470A	832659	EPA 7470A	832716
92711015035	**BOW-BGWA-2**	EPA 7470A	832659	EPA 7470A	832716
92711015036	**BOW-BGWC-22**	EPA 7470A	832659	EPA 7470A	832716
92711015037	**BOW-BGWC-23**	EPA 7470A	832659	EPA 7470A	832716
92711015038	**BOW-BGWC-30**	EPA 7470A	832659	EPA 7470A	832716
92711015039	**BOW-BGWC-38D**	EPA 7470A	833494	EPA 7470A	833497
92711015040	**BOW-BGWC-35D**	EPA 7470A	833494	EPA 7470A	833497

REPORT OF LABORATORY ANALYSIS

This report shall not be reproduced, except in full,
without the written consent of Pace Analytical Services, LLC.

Pace Analytical Services, LLC
9800 Kincey Ave. Suite 100
Huntersville, NC 28078
(704)875-9092

QUALITY CONTROL DATA CROSS REFERENCE TABLE

Project: Bowen AP-1
Pace Project No.: 92711015

Lab ID	Sample ID	QC Batch Method	QC Batch	Analytical Method	Analytical Batch
92711015041	**BOW-BGWC-37D**	EPA 7470A	833494	EPA 7470A	833497
92711015042	**BOW-BGWC-32**	EPA 7470A	833494	EPA 7470A	833497
92711015043	**BOW-BGWC-49D**	EPA 7470A	833494	EPA 7470A	833497
92711015044	**BOW-BGWC-40**	EPA 7470A	833494	EPA 7470A	833497
92711015045	**BOW-BGWC-41D**	EPA 7470A	833494	EPA 7470A	833497
92711015046	**BOW-BGWC-42D**	EPA 7470A	833494	EPA 7470A	833497
92711015047	**BOW-BGWC-39**	EPA 7470A	833494	EPA 7470A	833497
92711015048	**BOW-AP1-FD-04**	EPA 7470A	833494	EPA 7470A	833497
92711015049	**BOW-AP1-FB-04**	EPA 7470A	833494	EPA 7470A	833497
92711015050	**BOW-AP1-EB-02**	EPA 7470A	833494	EPA 7470A	833497
92711015001	**BOW-BGWC-24**	SM 2320B-2011	830058		
92711015002	**BOW-BGWC-36D**	SM 2320B-2011	830058		
92711015003	**BOW-BGWC-43D**	SM 2320B-2011	830058		
92711015004	**BOW-AP1-FD-01**	SM 2320B-2011	830058		
92711015005	**BOW-AP1-FB-01**	SM 2320B-2011	830058		
92711015006	**BOW-AP1-EB-01**	SM 2320B-2011	830058		
92711015007	**BOW-BGWA-47D**	SM 2320B-2011	830244		
92711015008	**BOW-BGWA-48D**	SM 2320B-2011	830244		
92711015009	**BOW-BGWC-8**	SM 2320B-2011	830244		
92711015010	**BOW-BGWC-9**	SM 2320B-2011	830244		
92711015011	**BOW-BGWC-10**	SM 2320B-2011	830244		
92711015012	**BOW-BGWC-12**	SM 2320B-2011	830244		
92711015013	**BOW-BGWC-14A**	SM 2320B-2011	830244		
92711015014	**BOW-BGWC-16**	SM 2320B-2011	830244		
92711015015	**BOW-BGWC-17**	SM 2320B-2011	830244		
92711015016	**BOW-BGWA-6**	SM 2320B-2011	830244		
92711015017	**BOW-BGWC-44D**	SM 2320B-2011	830244		
92711015018	**BOW-BGWC-50D**	SM 2320B-2011	830244		
92711015019	**BOW-AP1-FB-02**	SM 2320B-2011	830244		
92711015020	**BOW-BGWC-7**	SM 2320B-2011	830911		
92711015021	**BOW-BGWA-29**	SM 2320B-2011	830909		
92711015022	**BOW-BGWC-18**	SM 2320B-2011	830911		
92711015023	**BOW-BGWC-19**	SM 2320B-2011	830911		
92711015024	**BOW-BGWC-20**	SM 2320B-2011	830909		
92711015025	**BOW-BGWC-21**	SM 2320B-2011	830909		
92711015026	**BOW-BGWC-31**	SM 2320B-2011	830911		
92711015027	**BOW-BGWC-25**	SM 2320B-2011	830909		
92711015028	**BOW-BGWC-34D**	SM 2320B-2011	830909		
92711015029	**BOW-BGWC-51**	SM 2320B-2011	830909		
92711015030	**BOW-BGWC-52**	SM 2320B-2011	830909		
92711015031	**BOW-AP1-FD-03**	SM 2320B-2011	830909		
92711015032	**BOW-AP1-FB-03**	SM 2320B-2011	830909		
92711015033	**BOW-AP1-FD-02**	SM 2320B-2011	830911		
92711015034	**BOW-BGWA-33**	SM 2320B-2011	832265		

REPORT OF LABORATORY ANALYSIS

This report shall not be reproduced, except in full,
without the written consent of Pace Analytical Services, LLC.

Pace Analytical Services, LLC
9800 Kincey Ave. Suite 100
Huntersville, NC 28078
(704)875-9092

QUALITY CONTROL DATA CROSS REFERENCE TABLE

Project: Bowen AP-1
Pace Project No.: 92711015

Lab ID	Sample ID	QC Batch Method	QC Batch	Analytical Method	Analytical Batch
92711015035	**BOW-BGWA-2**	SM 2320B-2011	832565		
92711015036	**BOW-BGWC-22**	SM 2320B-2011	832565		
92711015037	**BOW-BGWC-23**	SM 2320B-2011	832565		
92711015038	**BOW-BGWC-30**	SM 2320B-2011	831919		
92711015039	**BOW-BGWC-38D**	SM 2320B-2011	831919		
92711015040	**BOW-BGWC-35D**	SM 2320B-2011	832265		
92711015041	**BOW-BGWC-37D**	SM 2320B-2011	832265		
92711015042	**BOW-BGWC-32**	SM 2320B-2011	832565		
92711015043	**BOW-BGWC-49D**	SM 2320B-2011	831919		
92711015044	**BOW-BGWC-40**	SM 2320B-2011	832265		
92711015045	**BOW-BGWC-41D**	SM 2320B-2011	832265		
92711015046	**BOW-BGWC-42D**	SM 2320B-2011	832265		
92711015047	**BOW-BGWC-39**	SM 2320B-2011	832565		
92711015048	**BOW-AP1-FD-04**	SM 2320B-2011	832265		
92711015049	**BOW-AP1-FB-04**	SM 2320B-2011	832265		
92711015050	**BOW-AP1-EB-02**	SM 2320B-2011	832565		
92711015001	**BOW-BGWC-24**	SM 2540C-2015	829339		
92711015002	**BOW-BGWC-36D**	SM 2540C-2015	829339		
92711015003	**BOW-BGWC-43D**	SM 2540C-2015	829339		
92711015004	**BOW-AP1-FD-01**	SM 2540C-2015	829339		
92711015005	**BOW-AP1-FB-01**	SM 2540C-2015	829339		
92711015006	**BOW-AP1-EB-01**	SM 2540C-2015	829339		
92711015007	**BOW-BGWA-47D**	SM 2540C-2015	829972		
92711015008	**BOW-BGWA-48D**	SM 2540C-2015	829972		
92711015009	**BOW-BGWC-8**	SM 2540C-2015	829972		
92711015010	**BOW-BGWC-9**	SM 2540C-2015	829972		
92711015011	**BOW-BGWC-10**	SM 2540C-2015	829972		
92711015012	**BOW-BGWC-12**	SM 2540C-2015	829972		
92711015013	**BOW-BGWC-14A**	SM 2540C-2015	829972		
92711015014	**BOW-BGWC-16**	SM 2540C-2015	829972		
92711015015	**BOW-BGWC-17**	SM 2540C-2015	829973		
92711015016	**BOW-BGWA-6**	SM 2540C-2015	829972		
92711015017	**BOW-BGWC-44D**	SM 2540C-2015	829972		
92711015018	**BOW-BGWC-50D**	SM 2540C-2015	829972		
92711015019	**BOW-AP1-FB-02**	SM 2540C-2015	829973		
92711015020	**BOW-BGWC-7**	SM 2540C-2015	830913		
92711015021	**BOW-BGWA-29**	SM 2540C-2015	830915		
92711015022	**BOW-BGWC-18**	SM 2540C-2015	830913		
92711015023	**BOW-BGWC-19**	SM 2540C-2015	830913		
92711015024	**BOW-BGWC-20**	SM 2540C-2015	831333		

REPORT OF LABORATORY ANALYSIS

This report shall not be reproduced, except in full,
without the written consent of Pace Analytical Services, LLC.

Pace Analytical Services, LLC
9800 Kincey Ave. Suite 100
Huntersville, NC 28078
(704)875-9092

QUALITY CONTROL DATA CROSS REFERENCE TABLE

Project: Bowen AP-1
Pace Project No.: 92711015

Lab ID	Sample ID	QC Batch Method	QC Batch	Analytical Method	Analytical Batch
92711015025	**BOW-BGWC-21**	SM 2540C-2015	831333		
92711015026	**BOW-BGWC-31**	SM 2540C-2015	830913		
92711015027	**BOW-BGWC-25**	SM 2540C-2015	831333		
92711015028	**BOW-BGWC-34D**	SM 2540C-2015	831333		
92711015029	**BOW-BGWC-51**	SM 2540C-2015	831333		
92711015030	**BOW-BGWC-52**	SM 2540C-2015	831333		
92711015031	**BOW-AP1-FD-03**	SM 2540C-2015	831333		
92711015032	**BOW-AP1-FB-03**	SM 2540C-2015	831333		
92711015033	**BOW-AP1-FD-02**	SM 2540C-2015	830913		
92711015034	**BOW-BGWA-33**	SM 2540C-2015	832186		
92711015035	**BOW-BGWA-2**	SM 2540C-2015	832188		
92711015036	**BOW-BGWC-22**	SM 2540C-2015	832188		
92711015037	**BOW-BGWC-23**	SM 2540C-2015	832530		
92711015038	**BOW-BGWC-30**	SM 2540C-2015	831917		
92711015039	**BOW-BGWC-38D**	SM 2540C-2015	831917		
92711015040	**BOW-BGWC-35D**	SM 2540C-2015	832186		
92711015041	**BOW-BGWC-37D**	SM 2540C-2015	832186		
92711015042	**BOW-BGWC-32**	SM 2540C-2015	832530		
92711015043	**BOW-BGWC-49D**	SM 2540C-2015	831917		
92711015044	**BOW-BGWC-40**	SM 2540C-2015	832188		
92711015045	**BOW-BGWC-41D**	SM 2540C-2015	832188		
92711015046	**BOW-BGWC-42D**	SM 2540C-2015	832188		
92711015047	**BOW-BGWC-39**	SM 2540C-2015	832530		
92711015048	**BOW-AP1-FD-04**	SM 2540C-2015	832188		
92711015049	**BOW-AP1-FB-04**	SM 2540C-2015	832188		
92711015050	**BOW-AP1-EB-02**	SM 2540C-2015	832530		
92711015001	**BOW-BGWC-24**	SM 4500-S2D-2011	829293		
92711015002	**BOW-BGWC-36D**	SM 4500-S2D-2011	829293		
92711015003	**BOW-BGWC-43D**	SM 4500-S2D-2011	829293		
92711015004	**BOW-AP1-FD-01**	SM 4500-S2D-2011	829293		
92711015005	**BOW-AP1-FB-01**	SM 4500-S2D-2011	829294		
92711015006	**BOW-AP1-EB-01**	SM 4500-S2D-2011	829294		
92711015007	**BOW-BGWA-47D**	SM 4500-S2D-2011	829894		
92711015008	**BOW-BGWA-48D**	SM 4500-S2D-2011	829894		
92711015009	**BOW-BGWC-8**	SM 4500-S2D-2011	830837		
92711015010	**BOW-BGWC-9**	SM 4500-S2D-2011	830837		
92711015011	**BOW-BGWC-10**	SM 4500-S2D-2011	830837		
92711015012	**BOW-BGWC-12**	SM 4500-S2D-2011	830837		
92711015013	**BOW-BGWC-14A**	SM 4500-S2D-2011	830837		
92711015014	**BOW-BGWC-16**	SM 4500-S2D-2011	830837		

REPORT OF LABORATORY ANALYSIS

This report shall not be reproduced, except in full,
without the written consent of Pace Analytical Services, LLC.

Pace Analytical Services, LLC
9800 Kincey Ave. Suite 100
Huntersville, NC 28078
(704)875-9092

QUALITY CONTROL DATA CROSS REFERENCE TABLE

Project: Bowen AP-1
Pace Project No.: 92711015

Lab ID	Sample ID	QC Batch Method	QC Batch	Analytical Method	Analytical Batch
92711015015	**BOW-BGWC-17**	SM 4500-S2D-2011	830837		
92711015016	**BOW-BGWA-6**	SM 4500-S2D-2011	829894		
92711015017	**BOW-BGWC-44D**	SM 4500-S2D-2011	829894		
92711015018	**BOW-BGWC-50D**	SM 4500-S2D-2011	829894		
92711015019	**BOW-AP1-FB-02**	SM 4500-S2D-2011	830837		
92711015020	**BOW-BGWC-7**	SM 4500-S2D-2011	830839		
92711015021	**BOW-BGWA-29**	SM 4500-S2D-2011	831203		
92711015022	**BOW-BGWC-18**	SM 4500-S2D-2011	830839		
92711015023	**BOW-BGWC-19**	SM 4500-S2D-2011	830839		
92711015024	**BOW-BGWC-20**	SM 4500-S2D-2011	831203		
92711015025	**BOW-BGWC-21**	SM 4500-S2D-2011	831203		
92711015026	**BOW-BGWC-31**	SM 4500-S2D-2011	830839		
92711015027	**BOW-BGWC-25**	SM 4500-S2D-2011	831204		
92711015028	**BOW-BGWC-34D**	SM 4500-S2D-2011	831204		
92711015029	**BOW-BGWC-51**	SM 4500-S2D-2011	831204		
92711015030	**BOW-BGWC-52**	SM 4500-S2D-2011	831204		
92711015031	**BOW-AP1-FD-03**	SM 4500-S2D-2011	831204		
92711015032	**BOW-AP1-FB-03**	SM 4500-S2D-2011	831204		
92711015033	**BOW-AP1-FD-02**	SM 4500-S2D-2011	831203		
92711015034	**BOW-BGWA-33**	SM 4500-S2D-2011	831856		
92711015035	**BOW-BGWA-2**	SM 4500-S2D-2011	831857		
92711015036	**BOW-BGWC-22**	SM 4500-S2D-2011	831857		
92711015037	**BOW-BGWC-23**	SM 4500-S2D-2011	831857		
92711015038	**BOW-BGWC-30**	SM 4500-S2D-2011	831856		
92711015039	**BOW-BGWC-38D**	SM 4500-S2D-2011	831856		
92711015040	**BOW-BGWC-35D**	SM 4500-S2D-2011	831856		
92711015041	**BOW-BGWC-37D**	SM 4500-S2D-2011	831856		
92711015042	**BOW-BGWC-32**	SM 4500-S2D-2011	831857		
92711015043	**BOW-BGWC-49D**	SM 4500-S2D-2011	831856		
92711015044	**BOW-BGWC-40**	SM 4500-S2D-2011	831856		
92711015045	**BOW-BGWC-41D**	SM 4500-S2D-2011	831856		
92711015046	**BOW-BGWC-42D**	SM 4500-S2D-2011	831856		
92711015047	**BOW-BGWC-39**	SM 4500-S2D-2011	831857		
92711015048	**BOW-AP1-FD-04**	SM 4500-S2D-2011	831856		
92711015049	**BOW-AP1-FB-04**	SM 4500-S2D-2011	831856		
92711015050	**BOW-AP1-EB-02**	SM 4500-S2D-2011	831857		
92711015001	**BOW-BGWC-24**	EPA 300.0 Rev 2.1 1993	829251		
92711015002	**BOW-BGWC-36D**	EPA 300.0 Rev 2.1 1993	829284		
92711015003	**BOW-BGWC-43D**	EPA 300.0 Rev 2.1 1993	829284		

REPORT OF LABORATORY ANALYSIS

This report shall not be reproduced, except in full,
without the written consent of Pace Analytical Services, LLC.

Pace Analytical Services, LLC
9800 Kincey Ave. Suite 100
Huntersville, NC 28078
(704)875-9092

QUALITY CONTROL DATA CROSS REFERENCE TABLE

Project: Bowen AP-1
Pace Project No.: 92711015

Lab ID	Sample ID	QC Batch Method	QC Batch	Analytical Method	Analytical Batch
92711015004	**BOW-AP1-FD-01**	EPA 300.0 Rev 2.1 1993	829284		
92711015005	**BOW-AP1-FB-01**	EPA 300.0 Rev 2.1 1993	829284		
92711015006	**BOW-AP1-EB-01**	EPA 300.0 Rev 2.1 1993	829284		
92711015007	**BOW-BGWA-47D**	EPA 300.0 Rev 2.1 1993	829908		
92711015008	**BOW-BGWA-48D**	EPA 300.0 Rev 2.1 1993	829908		
92711015009	**BOW-BGWC-8**	EPA 300.0 Rev 2.1 1993	829908		
92711015010	**BOW-BGWC-9**	EPA 300.0 Rev 2.1 1993	829908		
92711015011	**BOW-BGWC-10**	EPA 300.0 Rev 2.1 1993	829908		
92711015012	**BOW-BGWC-12**	EPA 300.0 Rev 2.1 1993	829908		
92711015013	**BOW-BGWC-14A**	EPA 300.0 Rev 2.1 1993	829908		
92711015014	**BOW-BGWC-16**	EPA 300.0 Rev 2.1 1993	829908		
92711015015	**BOW-BGWC-17**	EPA 300.0 Rev 2.1 1993	829908		
92711015016	**BOW-BGWA-6**	EPA 300.0 Rev 2.1 1993	829908		
92711015017	**BOW-BGWC-44D**	EPA 300.0 Rev 2.1 1993	829908		
92711015018	**BOW-BGWC-50D**	EPA 300.0 Rev 2.1 1993	829908		
92711015019	**BOW-AP1-FB-02**	EPA 300.0 Rev 2.1 1993	829908		
92711015020	**BOW-BGWC-7**	EPA 300.0 Rev 2.1 1993	830748		
92711015021	**BOW-BGWA-29**	EPA 300.0 Rev 2.1 1993	830748		
92711015022	**BOW-BGWC-18**	EPA 300.0 Rev 2.1 1993	830748		
92711015023	**BOW-BGWC-19**	EPA 300.0 Rev 2.1 1993	830748		
92711015024	**BOW-BGWC-20**	EPA 300.0 Rev 2.1 1993	830748		
92711015025	**BOW-BGWC-21**	EPA 300.0 Rev 2.1 1993	830749		
92711015026	**BOW-BGWC-31**	EPA 300.0 Rev 2.1 1993	830749		
92711015027	**BOW-BGWC-25**	EPA 300.0 Rev 2.1 1993	830749		
92711015028	**BOW-BGWC-34D**	EPA 300.0 Rev 2.1 1993	830749		
92711015029	**BOW-BGWC-51**	EPA 300.0 Rev 2.1 1993	830749		
92711015030	**BOW-BGWC-52**	EPA 300.0 Rev 2.1 1993	830749		
92711015031	**BOW-AP1-FD-03**	EPA 300.0 Rev 2.1 1993	830749		
92711015032	**BOW-AP1-FB-03**	EPA 300.0 Rev 2.1 1993	830749		
92711015033	**BOW-AP1-FD-02**	EPA 300.0 Rev 2.1 1993	830749		
92711015034	**BOW-BGWA-33**	EPA 300.0 Rev 2.1 1993	831802		
92711015035	**BOW-BGWA-2**	EPA 300.0 Rev 2.1 1993	831802		
92711015036	**BOW-BGWC-22**	EPA 300.0 Rev 2.1 1993	831802		
92711015037	**BOW-BGWC-23**	EPA 300.0 Rev 2.1 1993	831802		
92711015038	**BOW-BGWC-30**	EPA 300.0 Rev 2.1 1993	831802		
92711015039	**BOW-BGWC-38D**	EPA 300.0 Rev 2.1 1993	831802		
92711015040	**BOW-BGWC-35D**	EPA 300.0 Rev 2.1 1993	831802		
92711015041	**BOW-BGWC-37D**	EPA 300.0 Rev 2.1 1993	831802		
92711015042	**BOW-BGWC-32**	EPA 300.0 Rev 2.1 1993	831802		
92711015043	**BOW-BGWC-49D**	EPA 300.0 Rev 2.1 1993	831802		
92711015044	**BOW-BGWC-40**	EPA 300.0 Rev 2.1 1993	831802		
92711015045	**BOW-BGWC-41D**	EPA 300.0 Rev 2.1 1993	831802		
92711015046	**BOW-BGWC-42D**	EPA 300.0 Rev 2.1 1993	831802		
92711015047	**BOW-BGWC-39**	EPA 300.0 Rev 2.1 1993	831802		
92711015048	**BOW-AP1-FD-04**	EPA 300.0 Rev 2.1 1993	831802		
92711015049	**BOW-AP1-FB-04**	EPA 300.0 Rev 2.1 1993	831806		

REPORT OF LABORATORY ANALYSIS

This report shall not be reproduced, except in full,
without the written consent of Pace Analytical Services, LLC.

Pace Analytical Services, LLC
9800 Kincey Ave. Suite 100
Huntersville, NC 28078
(704)875-9092

QUALITY CONTROL DATA CROSS REFERENCE TABLE

Project: Bowen AP-1
Pace Project No.: 92711015

Lab ID	Sample ID	QC Batch Method	QC Batch	Analytical Method	Analytical Batch
92711015050	**BOW-AP1-EB-02**	EPA 300.0 Rev 2.1 1993	831806		

This report shall not be reproduced, except in full,
without the written consent of Pace Analytical Services, LLC.

DC#_Title: ENV-FRM-HUN1-0083 v03_Sample Condition Upon Receipt

Effective Date: 11/29/2023

Laboratory receiving samples:
Asheville ☐ Eden ☐ Greenwood ☐ Huntersville ☐ Raleigh ☐ Mechanicsville ☐ Atlanta ☑ Kernersville ☐

Sample Condition Upon Receipt

Client Name: Georgia Power-Bowen

Project #: **WO# : 92711015**

92711015

Courier: ☐ Commercial ☐ Fed Ex ☐ UPS ☐ USPS ☐ Client ☑ Pace ☐ Other:

Custody Seal Present? ☐ Yes ☑ No Seals Intact? ☐ Yes ☐ No ☑ N/A

Date/Initials Person Examining Contents: SG 1/31/2

Packing Material: ☑ Bubble Wrap ☐ Bubble Bags ☐ None ☐ Other

Biological Tissue Frozen? ☐ Yes ☐ No ☑ N/A

Thermometer: ☑ IR Gun ID: 214

Type of Ice: ☑ Wet ☐ Blue ☐ None

Cooler Temp: 4.3 Correction Factor: Add/Subtract (°C) -0.1

Temp should be above freezing to 6°C
☐ Samples out of temp criteria. Samples on ice, cooling proc has begun

Cooler Temp Corrected (°C): 4.2

USDA Regulated Soil (☐ N/A, water sample)
Did samples originate in a quarantine zone within the United States: CA, NY, or SC (check maps)? ☐ Yes ☐ No

Did samples originate from a foreign source (internationally, including Hawaii and Puerto Rico)? ☐ Yes ☐ No

				Comments/Discrepancy:
Chain of Custody Present?	☑ Yes	☐ No	☐ N/A	1.
Samples Arrived within Hold Time?	☑ Yes	☐ No	☐ N/A	2.
Short Hold Time Analysis (<72 hr.)?	☐ Yes	☑ No	☐ N/A	3.
Rush Turn Around Time Requested?	☐ Yes	☑ No	☐ N/A	4.
Sufficient Volume?	☑ Yes	☐ No	☐ N/A	5.
Correct Containers Used?	☑ Yes	☐ No	☐ N/A	6.
-Pace Containers Used?	☑ Yes	☐ No	☐ N/A	
Containers Intact?	☑ Yes	☐ No	☐ N/A	7.
Dissolved analysis: Samples Field Filtered?	☐ Yes	☐ No	☑ N/A	8.
Sample Labels Match COC?	☑ Yes	☐ No	☐ N/A	9.
-Includes Date/Time/ID/Analysis Matrix: W / G				
Headspace in VOA Vials (>5-6mm)?	☐ Yes	☐ No	☑ N/A	10.
Trip Blank Present?	☐ Yes	☐ No	☑ N/A	11.
Trip Blank Custody Seals Present?	☐ Yes	☐ No	☑ N/A	

COMMENTS/SAMPLE DISCREPANCY

Field Data Required? ☐ Yes ☐ No

Many Samples Missing from Cooler but present on COC, only Samples with Water ID seem to be present

Lot ID of split containers:

CLIENT NOTIFICATION/RESOLUTION

Person contacted: _____ Date/Time: _____

Project Manager SCURF Review: _____ **Date:** _____

Project Manager SRF Review: _____ **Date:** _____

*Check mark top half of box if pH and/or dechlorination is verified and within the acceptance range for preservation samples.

Exceptions: VOA, Coliform, TOC, Oil and Grease, DRO/8015 (water) DOC, LLHg

**Bottom half of box is to list number of bottles

***Check all unpreserved Nitrates for chlorine

Project # WO#:92711015

PM: BV Due Date: 02/14/24

CLIENT: 92-GP-BOWLF

Item#	BP4U-125 mL Plastic Unpreserved (N/A) (Cl-)	BP3U-250 mL Plastic Unpreserved (N/A)	BP2U-500 mL Plastic Unpreserved (N/A)	BP1U-1 liter Plastic Unpreserved (N/A)	BP4S-125 mL Plastic H2SO4 (pH < 2) (Cl-)	BP3N-250 mL plastic HNO3 (pH < 2)	BP4Z-125 mL Plastic ZN Acetate & NaOH (>9)	BP4B-125 mL Plastic NaOH (pH > 12) (Cl-)	WGFU-Wide-mouthed Glass jar Unpreserved	AG1U-1 liter Amber Unpreserved (N/A) (Cl-)	AG1H-1 liter Amber HCl (pH < 2)	AG3U-250 mL Amber Unpreserved (N/A) (Cl-)	AG1S-1 liter Amber H2SO4 (pH < 2)	AG3S-250 mL Amber H2SO4 (pH < 2)	DG94-40 mL Amber NH4Cl (N/A)(Cl-)	DG9H-40 mL VOA HCl (N/A)	VG9T-40 mL VOA Na2S2O3 (N/A)	VG9U-40 mL VOA Unpreserved (N/A)	DG9V-40 mL VOA H3PO4 (N/A)	KP7U-50 mL Plastic Unpreserved (N/A)	V/GK (3 vials per kit)-VPH/Gas kit (N/A)	SP5T-125 mL Sterile Plastic (N/A – lab)	SP2T-250 mL Sterile Plastic (N/A – lab)	BDN	BP3R-250 mL Plastic (NH2)2SO4 (9.3-9.7)	AG0U-100 mL Amber Unpreserved (N/A) (Cl-)	VSGU-20 mL Scintillation vials (N/A)	DG9U-40 mL Amber Unpreserved vials (N/A)
1		2	1			1	1																	2	2				
2		2	1			1	1																	2	2				
3		2	1			1	1																	2	2				
4		2	1			1	1																	2	2				
5		2	1			1	1																	2	2				
6		2	1			1	1																	2	2				
7																													
8																													
9																													
10																													
11																													
12																													

pH Adjustment Log for Preserved Samples

Sample ID	Type of Preservative	pH upon receipt	Date preservation adjusted	Time preservation adjusted	Amount of Preservative added	Lot #

Note: Whenever there is a discrepancy affecting North Carolina compliance samples, a copy of this form will be sent to the North Carolina DENR Certification Office (i.e. Out of hold, incorrect preservative, out of temp, incorrect containers.

Pace® Location Requested (City/State):

Pace Analytical Charlotte
8800 Kenny Ave, Suite 100, Huntersville, NC 28078

CHAIN-OF-CUSTODY Analytical Request Document

Chain-of-Custody is a LEGAL DOCUMENT - Complete all relevant fields

LAB USE ONLY- Affix Workorder/Login Label Here

92711615

Scan QR Code for instructions

Company Name: Georgia Power - Bowen	Contact/Report To: Kristen Jurinko, Anthony Szwast
Street Address: 241 Ralph McGill Blvd NE, Atlanta, GA 30308	Phone #: (470) 217-0008
	E-Mail: knjurink@southernco.com
	Cc E-Mail: Laura Midkiff, Ben Hodges, Mike Smiley, Noelia Gangi
Customer Project #:	Invoice to: Account Payable
Project Name: Bowen AP-1	Invoice E-mail: georgiapowerinvoices@southernco.com
Site Collection Info/Facility ID (as applicable):	Purchase Order # (if applicable): GPC62474-0007
	Quote #:
Time Zone Collected: [ ] AK [ ] PT [ ] MT [ ] CT [X] ET	County / State origin of sample(s): Georgia
Data Deliverables: [ ] Level II [ ] Level III [ ] Level IV [ ] EQUIS [ ] Other	Regulatory Program (DW, RCRA, etc.) as applicable: Reportable [ ] Yes [ ] No
	Rush (Pre-approval required): [ ] Same Day [ ] 1 Day [ ] 2 Day [ ] 3 Day Other Date Results Requested:
	DW PWSID # or WW Permit # as applicable: Field Filtered (if applicable): [ ] Yes [ ] No Analysis:

* Matrix Codes (Insert in Matrix box below): Drinking Water (DW), Ground Water (GW), Wastewater (WW), Product (P), Soil/Solid (SS), Oil (OL), Wipe (WP), Tissue (TS), Bioassay (B), Vapor (V), Surface Water (SW), Sediment (SED), Sludge (SL), Caulk (CK), Leachate (LL), Biosolid (BS), Other (OT)

Customer Sample ID	Matrix *	Comp / Grab	Composite Start Date	Composite Start Time	Collected or Composite End Date	Collected or Composite End Time	# Cont.	Residual Chlorine Result	Residual Chlorine Units	2320B Alkalinity	2540C Total Dissolved Solids	300.0-F, SO4, Cl	4500S2D Sulfide	App Metals III/IV + Major Ions	RAD 226/228					Sample Comment
Specify Container Size **										3	2	3	4	3	1					
Identify Container Preservative Type***										1	1	1	5+6	2	2					
Analysis Requested																				
BOW-BGWC-14A	WG	G					7			X	X	X	X	X	X					
BOW-BGWC-16	WG	G					7			X	X	X	X	X	X					
BOW-BGWC-17	WG	G					7			X	X	X	X	X	X					
BOW-BGWC-18	WG	G					7			X	X	X	X	X	X					
BOW-BGWC-19	WG	G					7			X	X	X	X	X	X					
BOW-BGWC-20	WG	G					7			X	X	X	X	X	X					
BOW-BGWC-21	WG	G					7			X	X	X	X	X	X					
BOW-BGWC-22	WG	G					7			X	X	X	X	X	X					
BOW-BGWC-23	WG	G					7			X	X	X	X	X	X					
BOW-BGWC-24	WG	G			1/30/24	1440	7			X	X	X	X	X	X					061

**Container Size: (1) 1L, (2) 500mL, (3) 250mL, (4) 125mL, (5) 100mL, (6) 40mL vial, (7) EnCore, (8) TerraCore, (9) 90mL, (10) Other

*** Preservative Types: (1) None, (2) HNO3, (3) H2SO4, (4) HCl, (5) NaOH, (6) Zn Acetate, (7) NaHSO4, (8) Sod. Thiosulfate, (9) Ascorbic Acid, (10) MeOH, (11) Other

Lab Use Only: Proj. Mgr: Bonnie Vang; AcctNum / Client ID:; Table #:; Profile / Template: 16507; Prelog / Bottle Grd. ID: EZ 3057855

Preservation non-conformance identified for sample.

Additional Instructions from Pace®:
Task Code: BOW-CCR-ASSMT-202451

Collected By: Printed Name: Kevin Stephenson, William Leaker, Jay Siewert
Signature:

Customer Remarks / Special Conditions / Possible Hazards:

Coolers: Thermometer ID: Correction Factor (°C): Obs. Temp. (°C): Corrected Temp. (°C): [ ] On Ice

Relinquished by/Company: (Signature)	Date/Time:	Received by/Company: (Signature)	Date/Time:	Tracking Number:
	1/31/24 1046	Liam Williams / Pace	1/31/24 1046	
Relinquished by/Company: (Signature)	Date/Time:	Received by/Company: (Signature)	Date/Time:	Delivered by: [ ] In Person [ ] Courier [ ] FedEx [ ] UPS [ ] Other
Liam Williams / Pace	1/31/24 1325	Pace	1/31/24 1325	
Relinquished by/Company: (Signature)	Date/Time:	Received by/Company: (Signature)	Date/Time:	
Relinquished by/Company: (Signature)	Date/Time:	Received by/Company: (Signature)	Date/Time:	Page: 2 of 5

Submitting a sample via this chain of custody constitutes acknowledgment and acceptance of the Pace® Terms and Conditions found at https://www.pacelabs.com/resource-library/resource/pace-terms-and-conditions/

ENV-FRM-CORQ-0019_v02_110123

Pace® Location Requested (City/State):

CHAIN-OF-CUSTODY Analytical Request Document

Chain-of-Custody is a LEGAL DOCUMENT - Complete all relevant fields

LAB USE ONLY- Affix Workorder/Login Label Here

Scan QR Code for Instructions

Company Name: Georgia Power - Bowen	Contact/Report To: Kristen Jurinko, Anthony Szwast
Street Address: 241 Ralph McGill Blvd NE, Atlanta, GA 30308	Phone #: (470) 217-0008
	E-Mail: knjurink@southernco.com
	Cc E-Mail: Laura Midkiff, Ben Hodges, Mike Smilley, Noelia Gangi
Customer Project #:	Invoice to: Account Payable
Project Name: Bowen AP-1	Invoice E-mail: georgiapowerinvoices@southernco.com
Site Collection Info/Facility ID (as applicable):	Purchase Order # (if applicable): GPC82474-0007
	Quote #:
TimeZone Collected: [ ] AR [ ] PT [ ] MT [ ] CT [X] ET	County / State origin of sample(s): Georgia
Data Deliverables: [ ] Level II [ ] Level III [ ] Level IV [ ] EQUIS [ ] Other	Regulatory Program (DW, RCRA, etc.) as applicable: Reportable [ ] Yes [ ] No
Rush (Pre-approval required): [ ] Same Day [ ] 1 Day [ ] 2 Day [ ] 3 Day Other	DW PWSID # or WW Permit # as applicable:
Date Results Requested:	Field Filtered (if applicable): [ ] Yes [ ] No
	Analysis:

Specify Container Size **: 3 2 3 4 3 1

Identify Container Preservative Type***: 1 1 1 5+6 2 2

** Container Size: (1) 1L, (2) 500mL, (3) 250mL, (4) 125mL, (5) 100mL, (6) 40mL vial, (7) EnCore, (8) TerraCore, (9) 90mL, (10) Other

*** Preservative Types: (1) None, (2) HNO3, (3) H2SO4, (4) HCl, (5) NaOH, (6) Zn Acetate, (7) NaHSO4, (8) Sod. Thiosulfate, (9) Ascorbic Acid, (10) MeOH, (11) Other

Analysis Requested

Customer Sample ID	Matrix *	Comp / Grab	Composite Start Date	Composite Start Time	Collected or Composite End Date	Collected or Composite End Time	# Cont.	Residual Chlorine Result	Residual Chlorine Units	2320B Alkalinity	2540C Total Dissolved Solids	300.0-F,SO4, Cl	4500S2D Sulfide	App Metals III/IV + Major Ions	RAD 226/228	Sample Comment
BOW-BGWC-25	WG	G					7			X	X	X	X	X	X	
BOW-BGWC-30	WG	G					7			X	X	X	X	X	X	
BOW-BGWA-6	WG	G					7			X	X	X	X	X	X	
BOW-BGWC-31	WG	G					7			X	X	X	X	X	X	
BOW-BGWC-32	WG	G					7			X	X	X	X	X	X	
BOW-BGWC-34D	WG	G					7			X	X	X	X	X	X	
BOW-BGWC-35D	WG	G					7			X	X	X	X	X	X	
BOW-BGWC-36D	WG	G			1/30/24	1615	7			X	X	X	X	X	X	002
BOW-BGWC-37D	WG	G					7			X	X	X	X	X	X	
BOW-BGWC-38D	WG	G					7			X	X	X	X	X	X	

Lab Use Only: Proj. Mgr: Bonnie Vang; Acct/Nam / Client ID:; Table #:; Profile / Template: 16507; Prelog / Bottle Ord. ID: EZ 3057855

Preservation non-conformance identified for sample.

* Matrix Codes (Insert in Matrix box below): Drinking Water (DW), Ground Water (GW), Wastewater (WW), Product (P), Soil/Solid (SS), Oil (OL), Wipe (WP), Tissue (TS), Bioassay (B), Vapor (V), Surface Water (SW), Sediment (SED), Sludge (SL), Caulk (CK), Leachate (LL), Biosolid (BS), Other (OT)

Additional Instructions from Pace® :
Task Code: BOW-CCR-ASSMT-2024S1

Collected By:
Printed Name: Kevin Stephenson, William Lasker, Jay Stewart
Signature: Resolute Environmental

Customer Remarks / Special Conditions / Possible Hazards:

Coolers: Thermometer ID: Correction Factor (°C): Obs. Temp. (°C): Corrected Temp. (°C): [ ] On Ice

Relinquished by/Company: (Signature)	Date/Time:	Received by/Company: (Signature)	Date/Time:	Tracking Number:
	1/31/24 1640	Ryan Williams / Pace	1/31/24 1646	
Relinquished by/Company: (Signature) Ryan Williams / Pace	1/31/24 1325	Received by/Company: (Signature) / Pace	1/31/24 1325	Delivered by: [ ] In-Person [ ] Courier [ ] FedEx [ ] UPS [ ] Other
Relinquished by/Company: (Signature)	Date/Time:	Received by/Company: (Signature)	Date/Time:	
Relinquished by/Company: (Signature)	Date/Time:	Received by/Company: (Signature)	Date/Time:	Page: 3 of 5

Submitting a sample via this chain of custody constitutes acknowledgment and acceptance of the Pace® Terms and Conditions found at https://www.pacelabs.com/resource-library/resource/pace-terms-and-conditions/

ENV-FRM-CORO-0019_v02_110123 ©

Pace® Location Requested (City/State):

Pace Analytical Services, 9800 Kincey Ave., Suite 100, Huntersville, NC 28078

CHAIN-OF-CUSTODY Analytical Request Document

Chain-of-Custody is a LEGAL DOCUMENT - Complete all relevant fields

LAB USE ONLY- Affix Workorder# Label Here

Scan QR Code for Instructions

Company Name: Georgia Power - Bowen	Contact/Report To: Kristen Jurinko, Anthony Szwast
Street Address: 241 Ralph McGill Blvd NE, Atlanta, GA 30308	Phone #: (470) 217-0008
	E-Mail: knjurink@southernco.com
	Cc E-Mail: Laura Midkiff, Ben Hodges, Mike Smiley, Noelia Gangi
Customer Project #:	Invoice to: Account Payable
Project Name: Bowen AP-1	Invoice E-mail: georgiapowerinvoices@southernco.com
Site Collection Info/FacIity ID (as applicable):	Purchase Order # (if applicable): GPC82474-0007
	Quote #:
Time Zone Collected: [ ] AK [ ] PT [ ] MT [ ] CT [X] ET	County / State origin of sample(s): Georgia
Data Deliverables: [ ] Level II [ ] Level III [ ] Level IV [ ] EQUIS [ ] Other	Regulatory Program (DW, RCRA, etc.) as applicable: Reportable [ ] Yes [ ] No
	Rush (Pre-approval required): [ ] Same Day [ ] 1 Day [ ] 2 Day [ ] 3 Day Other 5-DAY
	Date Results Requested:
	DW PWSID # or WW Permit # as applicable:
	Field Filtered (if applicable): [ ] Yes [ ] No
	Analysis:

Specify Container Size **: 1 | 2 | 3 | 4 | 3 | 1

Identify Container Preservative Type***: 1 | 1 | 1 | 5+6 | 2 | 2

** Container Size: (1) 1L, (2) 500mL, (3) 250mL, (4) 125mL, (5) 100mL, (6) 40mL vial, (7) EnCore, (8) TerraCore, (9) 30mL, (10) Other

*** Preservative Types: (1) None, (2) HNO3, (3) H2SO4, (4) HCl, (5) MeOH, (6) Zn Acetate, (7) NaHSO4, (8) Sod. Thiosulfate, (9) Ascorbic Acid, (10) MeOH, (11) Other

Analysis Requested: 2320B Alkalinity | 2540C Total Dissolved Solids | 300.0-F, SO4, Cl | 4500S2D Sulfide | App Metals III/IV + Major Ions | RAD 226/228

Lab Use Only: Proj. Mgr: Bonnie Vang | Acct/Num / Client ID: | Table #: | Profile / Template: 16507 | Prelog / Bottle Ord. ID: EZ 3057855

Preservation non-conformances identified for sample.

* Matrix Codes (Insert in Matrix box below): Drinking Water (DW), Ground Water (GW), Wastewater (WW), Product (P), Soil/Solid (SS), Oil (OL), Wipe (WP), Tissue (TS), Bioassay (B), Vapor (V), Surface Water (SW), Sediment (SED), Sludge (SL), Caulk (CK), Leachate (LT), Biosolid (BS), Other (OT)

Customer Sample ID	Matrix*	Comp / Grab	Composite Start Date	Composite Start Time	Collected or Composite End Date	Collected or Composite End Time	# Cont.	Residual Chlorine Result	Residual Chlorine Units	Sample Comment
BOW-BGWC-39	WG	G					7			
BOW-BGWC-40	WG	G					7			
BOW-BGWC-41D	WG	G					7			
BOW-BGWC-42D	WG	G					7			
BOW-BGWC-43D	WG	G			1/30/24	1212	7			003
BOW-BGWC-44D	WG	G					7			
BOW-BGWC-49D	WG	G					7			
BOW-BGWC-50D	WG	G					7			
BOW-BGWC-51	WG	G					7			
BOW-BGWC-52	WG	G					7			

Additional Instructions from Pace®:
Task Code: BOW-CCR-ASSMT-2024S1

Collected By:
Printed Name: Kevin Stephenson, William Lasker, Jay Siewert
Signature:
Resolute Environmental

Customer Remarks / Special Conditions / Possible Hazards:

Coolers: | Thermometer ID: | Correction Factor (°C): | Obs. Temp. (°C): | Corrected Temp. (°C): | [ ] On Ice

Relinquished by/Company: (Signature)	Date/Time:	Received by/Company: (Signature)	Date/Time:	Tracking Number:
	1/31/24 1040	Will. Pace	1/31/24 1040	
Relinquished by/Company: (Signature)	Date/Time:	Received by/Company: (Signature)	Date/Time:	Delivered by: [ ] In-Person [ ] Courier
Will. Pace	1/31/24 1325	Pace	1/31/24 1325	[ ] FedEx [ ] UPS [ ] Other
Relinquished by/Company: (Signature)	Date/Time:	Received by/Company: (Signature)	Date/Time:	
Relinquished by/Company: (Signature)	Date/Time:	Received by/Company: (Signature)	Date/Time:	Page: 4 of 5

Submitting a sample via this chain of custody constitutes acknowledgment and acceptance of the Pace® Terms and Conditions found at https://www.pacelabs.com/resource-library/resource/pace-terms-and-conditions/

Pace® Location Requested (City/State):

Pace Analytical Charlotte
9800 Kincey Ave. Suite 100, Huntersville, NC 28078

CHAIN-OF-CUSTODY Analytical Request Document

Chain-of-Custody is a LEGAL DOCUMENT - Complete all relevant fields

LAB USE ONLY- Affix Workorder/Login Label Here

Scan QR Code for instructions

Company Name: Georgia Power - Bowen	Contact/Report To: Kristen Juninko, Anthony Szwast
Street Address: 241 Ralph McGill Blvd NE, Atlanta, GA 30308	Phone #: (470) 217-0009
	E-Mail: knjurink@southernco.com
	Cc E-Mail: Laura Midkiff, Ben Hodges, Mike Smilley, Noelia Gangi
Customer Project #:	Invoice to: Account Payable
Project Name: Bowen AP-1	Invoice E-mail: georgiapowerinvoices@southernco.com
Site Collection Info/Facility ID (as applicable):	Purchase Order # (if applicable): GPC82474-0007
	Quote #:
Time Zone Collected: [ ] AK [ ] PT [ ] MT [ ] CT [X] ET	County / State origin of sample(s): Georgia
Data Deliverables: [ ] Level II [ ] Level III [ ] Level IV [ ] EQUIS [ ] Other	Regulatory Program (DW, RCRA, etc.) as applicable: Reportable [ ] Yes [ ] No
	Rush (Pre-approval required): [ ] Same Day [ ] 1 Day [ ] 2 Day [ ] 3 Day Other
	Data Results Requested:
	DW PWSID # or WW Permit # as applicable:
	Field Filtered (if applicable): [ ] Yes [ ] No
	Analysis:

Specify Container Size **: 3 2 3 4 3 1

Identify Container Preservative Type***: 1 1 1 5+6 2 2

**Container Size: (1) 1L, (2) 500mL, (3) 250mL, (4) 125mL, (5) 100mL, (6) 40mL vial, (7) EnCore, (8) TerraCore (5) 30gm, (10) Other

*** Preservative Types: (1) None, (2) HNO3, (3) H2SO4, (4) HCl, (5) NaOH, (6) Zn Acetate, (7) NaHSO4, (8) Sod. Thiosulfate, (9) Ascorbic Acid, (10) MeOH, (11) Other

* Matrix Codes (Insert in Matrix box below): Drinking Water (DW), Ground Water (GW), Wastewater (WW), Product (P), Soil/Solid (SS), Oil (OL), Wipe (WP), Tissue (TS), Bioassay (B), Vapor (V), Surface Water (SW), Sediment (SED), Sludge (SL), Caulk (CK), Leachate (LL), Biosolid (BS), Other (OT)

Customer Sample ID	Matrix *	Comp / Grab	Composite Start Date	Composite Start Time	Collected or Composite End Date	Collected or Composite End Time	# Cont.	Residual Chlorine Result	Residual Chlorine Units	2320B Alkalinity	2540C Total Dissolved Solids	300.0-F,SO4, Cl	4500S2D Sulfide	App Metals IIIIV + Major Ions	RAD 226/228	Sample Comment
BOW-AP1-FD-01 3	WG	G			1/30/24	—	7			X	X	X	X	X	X	004
BOW-AP1-FD-02	WG	G					7			X	X	X	X	X	X	
BOW-AP1-FD-03	WG	G					7			X	X	X	X	X	X	
BOW-AP1-FD-04	WG	G					7			X	X	X	X	X	X	
BOW-AP1-FB- 02 4	WQ	G			1/30/24	1655	7			X	X	X	X	X	X	005
BOW-AP1-FB-	WQ	G					7			X	X	X	X	X	X	
BOW-AP1-EB- 02 5	WQ	G			1/30/24	1655	7			X	X	X	X	X	X	006
BOW-AP1-EB-	WQ	G					7			X	X	X	X	X	X	

Lab Use Only: Proj. Mgr: Bonnie Vang; Acct Num / Client ID:; Table #:; Profile / Template: 16507; Prelog / Bottle Ord. ID: EZ 3057855

Preservation non-conformance identified for sample

Additional instructions from Pace®:
Task Code: BOW-CCR-ASSMT-2024S1

Collected By: Printed Name: Kevin Stephenson, William Lauger, Jay Siewert
Signature:
Resolute Environmental

Customer Remarks / Special Conditions / Possible Hazards:

Coolers: Thermometer ID: Correction Factor (°C): Obs. Temp. (°C): Corrected Temp (°C): [ ] On Ice

Relinquished by/Company: (Signature)	Date/Time:	Received by/Company: (Signature)	Date/Time:	Tracking Number:
	1/31/24 1040	/ Pace	1/31/24 1040	
Relinquished by/Company: (Signature) Ryan Williams / Pace	1/31/24 1325	/ Pace	1/31/24 1325	Delivered by: [ ] In-Person [ ] Courier [ ] FedEx [ ] UPS [ ] Other
Relinquished by/Company: (Signature)	Date/Time:	Received by/Company: (Signature)	Date/Time:	
Relinquished by/Company: (Signature)	Date/Time:	Received by/Company: (Signature)	Date/Time:	Page: 6 of 5

Submitting a sample via this chain of custody constitutes acknowledgment and acceptance of the Pace® Terms and Conditions found at https://www.pacelabs.com/resource-library/resource/pace-terms-and-conditions/

ENV-FRM-CORQ-0019_v02_110123 ©

Pace Analytical Services	DC#_Title: ENV-FRM-HUN1-0083 v03_Sample Condition Upon Receipt
	Effective Date: 11/29/2023

Laboratory receiving samples:

Asheville ☐ Eden ☐ Greenwood ☐ Huntersville ☐ Raleigh ☐ Mechanicsville ☐ Atlanta ☑ Kernersville ☐

Sample Condition Upon Receipt

Client Name: Ga Pwr C

Project #: **WO#: 92711015**

PM: BV **Due Date: 02/14/24**

CLIENT: 92-GP-BOWLF

Courier: ☐ Fed Ex ☐ UPS ☐ USPS ☐ Client ☐ Commercial ☑ Pace ☐ Other:

Custody Seal Present? ☑ Yes ☐ No **Seals Intact?** ☑ Yes ☐ No ☐ N/A

Date/Initials Person Examining Contents: 2/2/24 JM

Packing Material: ☑ Bubble Wrap ☐ Bubble Bags ☐ None ☐ Other

Biological Tissue Frozen? ☐ Yes ☐ No ☑ N/A

Thermometer:

☑ IR Gun ID: 230 **Type of Ice:** ☑ Wet ☐ Blue ☐ None

Cooler Temp: 3.3 **Correction Factor: Add/Subtract (°C)** -0.1

Temp should be above freezing to 6°C

☐ Samples out of temp criteria. Samples on ice, cooling process has begun

Cooler Temp Corrected (°C): 3.4

USDA Regulated Soil (☐ N/A, water sample)

Did samples originate in a quarantine zone within the United States: CA, NY, or SC (check maps)? ☐ Yes ☐ No

Did samples originate from a foreign source (internationally, including Hawaii and Puerto Rico)? ☐ Yes ☐ No

				Comments/Discrepancy:
Chain of Custody Present?	☑ Yes	☐ No	☐ N/A	1.
Samples Arrived within Hold Time?	☑ Yes	☐ No	☐ N/A	2.
Short Hold Time Analysis (<72 hr.)?	☑ Yes	☐ No	☐ N/A	3.
Rush Turn Around Time Requested?	☐ Yes	☑ No	☐ N/A	4.
Sufficient Volume?	☑ Yes	☐ No	☐ N/A	5.
Correct Containers Used?	☑ Yes	☐ No	☐ N/A	6.
-Pace Containers Used?	☐ Yes	☐ No	☐ N/A	
Containers Intact?	☑ Yes	☐ No	☐ N/A	7.
Dissolved analysis: Samples Field Filtered?	☐ Yes	☐ No	☑ N/A	8.
Sample Labels Match COC?	☑ Yes	☐ No	☐ N/A	9.
-Includes Date/Time/ID/Analysis Matrix: W				
Headspace in VOA Vials (>5-6mm)?	☐ Yes	☐ No	☑ N/A	10.
Trip Blank Present?	☐ Yes	☐ No	☑ N/A	11.
Trip Blank Custody Seals Present?	☐ Yes	☐ No	☑ N/A	

COMMENTS/SAMPLE DISCREPANCY

Field Data Required? ☐ Yes ☐ No

Lot ID of split containers:

CLIENT NOTIFICATION/RESOLUTION

Person contacted: Date/Time:

Project Manager SCURF Review: Date:

Project Manager SRF Review: Date:

Pace ANALYTICAL SERVICES	DC#_Title: ENV-FRM-HUN1-0083 v03_Sample Condition Upon Receipt
	Effective Date: 11/29/2023

*Check mark top half of box if pH and/or dechlorination is verified and within the acceptance range for preservation samples.
Exceptions: VOA, Coliform, TOC, Oil and Grease, DRO/8015 (water) DOC, LLHg

**Bottom half of box is to list number of bottles

***Check all unpreserved Nitrates for chlorine

Project # **WO#: 92711015**

PM: BV Due Date: 02/14/24

CLIENT: 92-GP-BOWLF

Item#	BP4U-125 mL Plastic Unpreserved (N/A) (Cl-)	BP3U-250 mL Plastic Unpreserved (N/A) -/-/3	BP2U-500 mL Plastic Unpreserved (N/A) -/-/3	BP1U-1 liter Plastic Unpreserved (N/A)	BP4S-125 mL Plastic H2SO4 (pH < 2) (Cl-)	BP3N-250 mL plastic HNO3 (pH < 2) -/-/3	BP4Z-125 mL Plastic ZN Acetate & NaOH (>9) -/-/3	BP4B-125 mL Plastic NaOH (pH > 12) (Cl-)	WGFU-Wide-mouthed Glass jar Unpreserved	AG1U-1 liter Amber Unpreserved (N/A) (Cl-)	AG1H-1 liter Amber HCl (pH < 2)	AG3U-250 mL Amber Unpreserved (N/A) (Cl-)	AG1S-1 liter Amber H2SO4 (pH < 2)	AG3S-250 mL Amber H2SO4 (pH < 2)	DG94-40 mL Amber NH4Cl (N/A)(Cl-)	DG9H-40 mL VOA HCl (N/A)	VG9T-40 mL VOA Na2S2O3 (N/A)	VG9U-40 mL VOA Unpreserved (N/A)	DG9V-40 mL VOA H3PO4 (N/A)	KP7U-50 mL Plastic Unpreserved (N/A)	V/GK (3 vials per kit)-VPH/Gas kit (N/A)	SP5T-125 mL Sterile Plastic (N/A – lab)	SPZT-250 mL Sterile Plastic (N/A – lab)	BP1N -/-/3	BP3R-250 mL Plastic (NH2)2SO4 (9.3-9.7)	AG0U-100 mL Amber Unpreserved (N/A) (Cl-)	VSGU-20 mL Scintillation Vials (N/A)	DG9U-40 mL Amber Unpreserved vials (N/A)
1		2	1			1	1																		2				
2		2	1			1	1																		2				
3		2	1			1	1																		2				
4		2	1			1	1																		2				
5		2	1			1	1																		2				
6		2	1			1	1																		2				
7		2	1			1	1																		2				
8		2	1			1	1																		2				
9		2	1			1	1																		2				
10		2	1			1	1																		2				
11		2	1			1	1																		2				
12		2	1			1	1																		2				

pH Adjustment Log for Preserved Samples

Sample ID	Type of Preservative	pH upon receipt	Date preservation adjusted	Time preservation adjusted	Amount of Preservative added	Lot #

Note: Whenever there is a discrepancy affecting North Carolina compliance samples, a copy of this form will be sent to the North Carolina DENR Certification Office (i.e. Out of hold, incorrect preservative, out of temp, incorrect containers.

Pace® Location Requested (City/State):

Pace Analytical Charlotte
5800 Kinsey Ave. Suite 100, Huntersville, NC 28078

CHAIN-OF-CUSTODY Analytical Request Document

Chain-of-Custody is a LEGAL DOCUMENT - Complete all relevant fields

LAB USE ONLY- Affix Workorder/Login Label Here

Scan QR Code for instructions

Company Name: Georgia Power - Bowen	Contact/Report To: Kristen Jurinko, Anthony Szwast
Street Address: 241 Ralph McGill Blvd NE, Atlanta, GA 30308	Phone #: (470) 217-0008
	E-Mail: knjurink@southernco.com
	Cc E-Mail: Laura Midkiff, Ben Hodges, Mike Smilley, Noelia Gangi
Customer Project #:	Invoice to: Account Payable
Project Name: Bowen AP-1	Invoice E-mail: georgiapowerinvoices@southernco.com
Site Collection Info/Facility ID (as applicable):	Purchase Order # (if applicable): GPC82474-0007
	Quote #:
Time Zone Collected: [ ] AK [ ] PT [ ] MT [ ] CT [X] ET	County / State origin of sample(s): Georgia

Data Deliverables: [ ] Level II [ ] Level III [ ] Level IV [ ] EQUIS [ ] Other

Regulatory Program (DW, RCRA, etc.) as applicable: Reportable [ ] Yes [ ] No

Rush (Pre-approval required): [ ] Same Day [ ] 1 Day [ ] 2 Day [ ] 3 Day Other

Date Results Requested:

DW PWSID # or WW Permit # as applicable:

Field Filtered (if applicable): [ ] Yes [ ] No

Analysis:

* Matrix Codes (Insert in Matrix box below): Drinking Water (DW), Ground Water (GW), Wastewater (WW), Product (P), Soil/Solid (SS), Oil (OL), Wipe (WP), Tissue (TS), Bioassay (B), Vapor (V), Surface Water (SW), Sediment (SED), Sludge (SL), Caulk (CK), Leachate (LL), Biosolid (BS), Other (OT)

Specify Container Size **: 3 | 2 | 3 | 4 | 3 | 1

Identify Container Preservative Type***: 1 | 1 | 1 | 5+6 | 2 | 2

** Container Size: (1) 1L, (2) 500mL, (3) 250mL, (4) 125mL, (5) 100mL, (6) 40mL vial, (7) EnCore, (8) TerraCore, (9) 2oz., (10) Other

*** Preservative Types: (1) None, (2) HNO3, (3) H2SO4, (4) HCl, (5) NaOH, (6) Zn Acetate, (7) NaHSO4, (8) Sod. Thiosulfate, (9) Ascorbic Acid, (10) MeOH, (11) Other

Analysis Requested

Customer Sample ID	Matrix *	Comp / Grab	Composite Start Date	Composite Start Time	Collected or Composite End Date	Collected or Composite End Time	# Cont.	Residual Chlorine Result	Residual Chlorine Units	2320B Alkalinity	2540C Total Dissolved Solids	300.0-F,SO4, Cl	4500S2D Sulfide	App Metals III/IV + Major Ions	RAD 228/226	Lab Use Only	Sample Comment	Preservation non-conformance identified (or sample)
BOW-BGWA-2	WG	G					7			X	X	X	X	X	X			
BOW-BGWA-29	WG	G					7			X	X	X	X	X	X			
BOW-BGWA-33	WG	G					7			X	X	X	X	X	X			
BOW-BGWA-47D	WG	G			1/31/24	1136	7			X	X	X	X	X	X		007	
BOW-BGWA-48D	WG	G			1/31/24	1454	7			X	X	X	X	X	X		008	
BOW-BGWC-7	WG	G					7			X	X	X	X	X	X			
BOW-BGWC-8	WG	G					7			X	X	X	X	X	X			
BOW-BGWC-9	WG	G					7			X	X	X	X	X	X			
BOW-BGWC-10	WG	G					7			X	X	X	X	X	X			
BOW-BGWC-12	WG	G					7			X	X	X	X	X	X			

Lab Use Only: Proj. Mgr: Bonnie Vang; Acct/Num / Client ID:; Table #:; Profile / Template: 16507; Prelog / Bottle Ord. ID: EZ 3057855

Additional Instructions from Pace®:
Task Code: BOW-CCR-ASSMT-2024S1

Collected By: Printed Name: Kevin Stephenson, William Lasker, Jay Siewert
Signature:

Customer Remarks / Special Conditions / Possible Hazards:

Coolers: Thermometer ID: Correction Factor (°C): Obs. Temp. (°C): Corrected Temp. (°C): [ ] On Ice

	Date/Time		Date/Time	Tracking Number:
Relinquished by/Company: (Signature)	2/2/24 1052	Received by/Company: (Signature) Ryan Williams / Pace	2/2/24 1052	
Relinquished by/Company: (Signature) Ryan Williams / Pace	2/2/24 1235	Received by/Company: (Signature)	2/2/24 1235	Delivered by: [ ] In-Person [ ] Courier [ ] FedEx [ ] UPS [ ] Other
Relinquished by/Company: (Signature)	Date/Time:	Received by/Company: (Signature)	Date/Time:	
Relinquished by/Company: (Signature)	Date/Time:	Received by/Company: (Signature)	Date/Time:	Page: 1 of 5

Submitting a sample via this chain of custody constitutes acknowledgment and acceptance of the Pace® Terms and Conditions found at https://www.pacelabs.com/resource-library/resource/pace-terms-and-conditions/

ENV-FRM-CORO-0019_v02_110123 ©

Pace® Location Requested (City/State):

Pace Analytical Charlotte
9800 Kincey Ave. Suite 100, Huntersville, NC 28078

CHAIN-OF-CUSTODY Analytical Request Document

Chain-of-Custody is a LEGAL DOCUMENT - Complete all relevant fields

LAB USE ONLY- Affix Workorder/Login Label Here

Scan QR Code for instructions

Company Name: Georgia Power - Bowen	Contact/Report To: Kristen Jurinko, Anthony Szwast
Street Address: 241 Ralph McGill Blvd NE, Atlanta, GA 30308	Phone #: (470) 217-0008
	E-Mail: knjurink@southernco.com
	Cc E-Mail: Laura Midkiff, Ben Hodges, Mike Smilley, Noelia Gangi
Customer Project #:	Invoice to: Account Payable
Project Name: Bowen AP-1	Invoice E-mail: georgiapowerinvoices@southernco.com
Site Collection Info/Facility ID (as applicable):	Purchase Order # (if applicable): GPC62474-0007
	Quote #:
Time Zone Collected: [ ] AK [ ] PT [ ] MT [ ] CT [X] ET	County / State origin of sample(s): Georgia
Date Deliverables: [ ] Level II [ ] Level III [ ] Level IV [ ] EQUIS [ ] Other	Regulatory Program (DW, RCRA, etc.) as applicable: Reportable [ ] Yes [ ] No
	Rush (Pre-approval required): [ ] Same Day [ ] 1 Day [ ] 2 Day [ ] 3 Day Other Date Results Requested:
	DW PWSID # or WW Permit # as applicable: Field Filtered (if applicable): [ ] Yes [ ] No Analysis:

Specify Container Size **: 3 2 3 4 3 1

Identify Container Preservative Type***: 1 1 1 5+6 2 2

** Container Size: (1) 1L, (2) 500mL, (3) 250mL, (4) 125mL, (5) 100mL, (6) 40mL vial, (7) EnCore, (8) TerraCore, (9) 80mL, (10) Other

*** Preservative Types: (1) None, (2) HNO3, (3) H2SO4, (4) HCl, (5) NaOH, (6) Zn Acetate, (7) NaHSO4, (8) Sod. Thiosulfate, (9) Ascorbic Acid, (10) MeOH, (11) Other

* Matrix Codes (Insert in Matrix box below): Drinking Water (DW), Ground Water (GW), Wastewater (WW), Product (P), Soil/Solid (SS), Oil (OL), Wipe (WP), Tissue (TS), Bioassay (B), Vapor (V), Surface Water (SW), Sediment (SED), Sludge (SL), Caulk (CK), Leachate (LL), Biosolid (BS), Other (OT)

Customer Sample ID	Matrix *	Comp / Grab	Composite Start Date	Composite Start Time	Collected or Composite End Date	Collected or Composite End Time	# Cont.	Residual Chlorine Result	Residual Chlorine Units	2320B Alkalinity	2540C Total Dissolved Solids	300.0-F, SO4, Cl	4500S2D Sulfide	App Metals III/IV + Major Ions	RAD 226/228	Lab Use Only	Sample Comment	Preservation non-conformance identified for sample.
BOW-BGWA-2	WG	G					7			X	X	X	X	X	X			
BOW-BGWA-29	WG	G					7			X	X	X	X	X	X			
BOW-BGWA-33	WG	G					7			X	X	X	X	X	X			
BOW-BGWA-47D	WG	G					7			X	X	X	X	X	X			
BOW-BGWA-48D	WG	G					7			X	X	X	X	X	X			
BOW-BGWC-7	WG	G					7			X	X	X	X	X	X			
BOW-BGWC-8	WG	G			2/1/24	1129	7			X	X	X	X	X	X			009
BOW-BGWC-9	WG	G			2/1/24	1122	7			X	X	X	X	X	X			010
BOW-BGWC-10	WG	G			2/1/24	1459	7			X	X	X	X	X	X			011
BOW-BGWC-12	WG	G			2/1/24	1400	7			X	X	X	X	X	X			012

Pres. Mgr: Bonnie Vang

Acct Num / Client ID:

Table #:

Profile / Template: 16507

Prelog / Bottle Ord. ID: EZ 3057855

Additional Instructions from Pace® :
Task Code: BOW-CCR-ASSMT-2024S1

Collected By: Printed Name: Kevin Stephenson, William Lasker, Jay Stewart

Signature:

Resolute Environmental

Customer Remarks / Special Conditions / Possible Hazards:

Coolers: Thermometer ID: Correction Factor (°C): Obs. Temp. (°C): Corrected Temp. (°C): [ ] On Ice

Relinquished by/Company: (Signature)	Date/Time:	Received by/Company: (Signature)	Date/Time:
	2/2/24 1052	Ryan Williams / Pace	2/2/24 1052
Relinquished by/Company: (Signature) Ryan Williams / Pace	2/2/24 1235		2/2/24 1235
Relinquished by/Company: (Signature)	Date/Time:	Received by/Company: (Signature)	Date/Time:
Relinquished by/Company: (Signature)	Date/Time:	Received by/Company: (Signature)	Date/Time:

Tracking Number:

Delivered by: [ ] In-Person [ ] Courier [ ] FedEx [ ] UPS [ ] Other

Page: 1 of 5

By submitting a sample via this chain of custody constitutes acknowledgment and acceptance of the Pace® Terms and Conditions found at https://www.pacelabs.com/resource-library/resource/pace-terms-and-conditions/

ENV-FRM-CORQ-0019_v02_110123 ©

Pace® Location Requested (City/State):

Pace Analytical Charlotte
9800 Kincey Ave. Suite 100, Huntersville, NC 28078

CHAIN-OF-CUSTODY Analytical Request Document

Chain-of-Custody is a LEGAL DOCUMENT - Complete all relevant fields

LAB USE ONLY- Affix Workorder/Login Label Here

Scan QR Code for instructions

Company Name: Georgia Power - Bowen	Contact/Report To: Kristen Juranko, Anthony Szwast
Street Address: 241 Ralph McGill Blvd NE, Atlanta, GA 30308	Phone #: (470) 217-0008
	E-Mail: knjurink@southernco.com
	Cc E-Mail: Laura Midkiff, Ben Hodges, Mike Smitley, Noelia Gangi
Customer Project #:	Invoice to: Account Payable
Project Name: Bowen AP-1	Invoice E-mail: georgiapowerinvoices@southernco.com
Site Collection Info/Facility ID (as applicable):	Purchase Order # (if applicable): GPC82474-0007
	Quote #:
Time Zone Collected: [ ] AK [ ] PT [ ] MT [ ] CT [X] ET	County / State origin of sample(s): Georgia
Data Deliverables: [ ] Level II [ ] Level III [ ] Level IV [ ] EDUS [ ] Other	Regulatory Program (DW, RCRA, etc.) as applicable: Reportable [ ] Yes [ ] No
	Rush (Pre-approval required): [ ] Same Day [ ] 1 Day [ ] 2 Day [ ] 3 Day Other _____ Date Results Requested:
	DW PWSID # or WW Permit # as applicable: Field Filtered (if applicable): [ ] Yes [ ] No Analysis:

Specify Container Size **: 3 | 2 | 3 | 4 | 3 | 1

Identify Container Preservative Type***: 1 | 1 | 1 | 5+6 | 2 | 2

** Container Size: [1] 1L [2] 500mL [3] 250mL [4] 125mL [5] 100mL [6] 40mL vial [7] EnCore [8] TerraCore, 5g/10mL, Foil Other

*** Preservative Types: [1] None, [2] HNO3, [3] H2SO4, [4] HCl, [5] NaOH, [6] Zn Acetate, [7] NaHSO4, [8] Sod. Thiosulfate, [9] Ascorbic Acid, [10] MeOH, [11] Other

Analysis Requested

Lab Use Only: Proj. Mgr: Bonnie Vang; Acct.Num / Client ID:; Table #:; Profile / Template: 18507; Prelog / Bottle Ord. ID: EZ 3057855

Preservation non-conformance Identified for sample.

* Matrix Codes (Insert in Matrix box below): Drinking Water (DW), Ground Water (GW), Wastewater (WW), Product (P), Soil/Solid (SS), Oil (OL), Wipe (WP), Tissue (TS), Bioassay (B), Vapor (V), Surface Water (SW), Sediment (SED), Sludge (SL), Caulk (CK), Leachate (LL), Biosolid (BS), Other (OT)

Customer Sample ID	Matrix *	Comp / Grab	Composite Start Date	Composite Start Time	Collected or Composite End Date	Collected or Composite End Time	# Cont.	Residual Chlorine Result	Residual Chlorine Units	2320B Alkalinity	2540C Total Dissolved Solids	300.0-F,SO4, Cl	4500S2D Sulfide	App Metals III/IV + Major Ions	RAD 226/228	Sample Comment
BOW-BGWC-14A	WG	G			2/1/24	1408	7			X	X	X	X	X	X	013
BOW-BGWC-16	WG	G			2/1/24	1534	7			X	X	X	X	X	X	014
BOW-BGWC-17	WG	G			2/1/24	1609	7			X	X	X	X	X	X	015
BOW-BGWC-18	WG	G					7			X	X	X	X	X	X	
BOW-BGWC-19	WG	G					7			X	X	X	X	X	X	
BOW-BGWC-20	WG	G					7			X	X	X	X	X	X	
BOW-BGWC-21	WG	G					7			X	X	X	X	X	X	
BOW-BGWC-22	WG	G					7			X	X	X	X	X	X	
BOW-BGWC-23	WG	G					7			X	X	X	X	X	X	
BOW-BGWC-24	WG	G					7			X	X	X	X	X	X	

Additional Instructions from Pace®:
Task Code: BOW-CCR-ASSMT-2024S1

Collected By: Printed Name: Kevin Stephenson, William Lasker, Jay Siewert
Signature: [signature] Results Environmental

Customer Remarks / Special Conditions / Possible Hazards:

Coolers: | Thermometer ID: | Correction Factor (°C): | Obs. Temp. (°C): | Corrected Temp. (°C): | [ ] On Ice

Relinquished by/Company: (Signature)	Date/Time:	Received by/Company: (Signature)	Date/Time:	Tracking Number:
[signature]	2/2/24 1052	[signature] / Pace	2/2/24 1052	
Relinquished by/Company: (Signature) [signature] / Pace	2/2/24 1235	Received by/Company: (Signature) [signature]	2/2/24 1235	Delivered by: [ ] In-Person [ ] Courier [ ] FedEx [ ] UPS [ ] Other
Relinquished by/Company: (Signature)	Date/Time:	Received by/Company: (Signature)	Date/Time:	
Relinquished by/Company: (Signature)	Date/Time:	Received by/Company: (Signature)	Date/Time:	Page: 2 of 5

Submitting a sample via this chain of custody constitutes acknowledgment and acceptance of the Pace® Terms and Conditions found at https://www.pacelabs.com/resource-library/resource/pace-terms-and-conditions/

ENV-FRM-CORQ-0019_v02_110123 ©

Pace® Location Requested (City/State):

Pace Analytical Chemistry
9800 Kincey Ave. Suite 100, Huntersville, NC 28078

CHAIN-OF-CUSTODY Analytical Request Document

Chain-of-Custody is a LEGAL DOCUMENT - Complete all relevant fields

LAB USE ONLY- Affix Workorder/Login Label Here

Scan QR Code for instructions

Company Name: Georgia Power - Bowen	Contact/Report To: Kristen Jurinko, Anthony Szwast
Street Address: 241 Ralph McGill Blvd NE, Atlanta, GA 30308	Phone #: (470) 217-0008
	E-Mail: knjurink@southernco.com
	Cc E-Mail: Laura Midkiff, Ben Hodges, Mike Smilley, Noelia Gangi
Customer Project #:	Invoice to: Account Payable
Project Name: Bowen AP-1	Invoice E-mail: georgiapowerinvoices@southernco.com
Site Collection Info/Facility ID (as applicable):	Purchase Order # (if applicable): GPC82474-0007
	Quote #:
Time Zone Collected: [ ] AK [ ] PT [ ] MT [ ] CT [X] ET	County / State origin of sample(s): Georgia
Data Deliverables: [ ] Level II [ ] Level III [ ] Level IV [ ] EQUIS [ ] Other_____	Regulatory Program (DW, RCRA, etc.) as applicable: Reportable [ ] Yes [ ] No
	Rush (Pre-approval required): [ ] Same Day [ ] 1 Day [ ] 2 Day [ ] 3 Day Other_____ Date Results Requested:
	DW PWSID # or WW Permit # as applicable: Field Filtered (if applicable): [ ] Yes [ ] No Analysis:

* Matrix Codes (Insert in Matrix box below): Drinking Water (DW), Ground Water (GW), Wastewater (WW), Product (P), Soil/Solid (SS), Oil (OL), Wipe (WP), Tissue (TS), Bioassay (B), Vapor (V), Surface Water (SW), Sediment (SED), Sludge (SL), Caulk (CK), Leachate (LL), Biosolid (BS), Other (OT)

Customer Sample ID	Matrix*	Comp / Grab	Composite Start Date	Composite Start Time	Collected or Composite End Date	Collected or Composite End Time	# Cont.	Residual Chlorine Result	Residual Chlorine Units	2320B Alkalinity	2540C Total Dissolved Solids	300.0-F,SO4, Cl	4500S2D Sulfide	App Metals IIIIV + Major Ions	RAD 226/228					Sample Comment
BOW-BGWC-25	WG	G					7			X	X	X	X	X	X					
BOW-BGWC-30	WG	G					7			X	X	X	X	X	X					
BOW-BGWA-6	WG	G			1/31/24	1308	7			X	X	X	X	X	X					016
BOW-BGWC-31	WG	G					7			X	X	X	X	X	X					
BOW-BGWC-32	WG	G					7			X	X	X	X	X	X					
BOW-BGWC-34D	WG	G					7			X	X	X	X	X	X					
BOW-BGWC-35D	WG	G					7			X	X	X	X	X	X					
BOW-BGWC-36D	WG	G					7			X	X	X	X	X	X					
BOW-BGWC-37D	WG	G					7			X	X	X	X	X	X					
BOW-BGWC-38D	WG	G					7			X	X	X	X	X	X					

Specify Container Size **: 3 | 2 | 3 | 4 | 3 | 1

Identify Container Preservative Type***: 1 | 1 | 1 | 5+6 | 2 | 2

Analysis Requested

** Container Size: (1) 1L, (2) 500mL, (3) 250mL, (4) 125mL, (5) 100mL, (6) 40mL vial, (7) EnCore, (8) TerraCore, (9) 5035, (10) Other

*** Preservative Types: (1) None, (2) HNO3, (3) H2SO4, (4) HCl, (5) NaOH, (6) Zn Acetate, (7) NaHSO4, (8) Sod. Thiosulfate, (9) Ascorbic Acid, (10) MeOH, (11) Other

Lab Use Only

Proj. Mgr: Bonnie Vang

AcctNum / Client ID:

Table #:

Profile / Template: 16507

Prelog / Bottle Ord. ID: EZ 3057855

Preservation non-conformance identified for sample.

Additional Instructions from Pace®:
Task Code: BOW-CCR-ASSMT-2024S1

Collected By:
Printed Name: Kevin Stephenson, William Lasker, Jay Siewert
Signature: Resolute Environmental

Customer Remarks / Special Conditions / Possible Hazards:

Coolers: Thermometer ID: Correction Factor (°C): Obs. Temp. (°C): Corrected Temp. (°C): [ ] On Ice

Relinquished by/Company: (Signature)	Date/Time:	Received by/Company: (Signature)	Date/Time:	Tracking Number:
Ryan Williams / Pace	2/2/24 1052	Ryan Williams / Pace	2/2/24 1052	
Relinquished by/Company: (Signature)	Date/Time:	Received by/Company: (Signature)	Date/Time:	Delivered by: [ ] In-Person [ ] Courier [ ] FedEX [ ] UPS [ ] Other
Ryan Williams / Pace	2/2/24 1235		2/2/24 1235	
Relinquished by/Company: (Signature)	Date/Time:	Received by/Company: (Signature)	Date/Time:	
Relinquished by/Company: (Signature)	Date/Time:	Received by/Company: (Signature)	Date/Time:	Page: 3 of 5

Submitting a sample via this chain of custody constitutes acknowledgment and acceptance of the Pace® Terms and Conditions found at https://www.pacelabs.com/resource-library/resource/pace-terms-and-conditions/

Pace® Location Requested (City/State):

Pace Analytical Charlotte
9800 Kincey Ave. Suite 100, Huntersville, NC 28078

CHAIN-OF-CUSTODY Analytical Request Document

Chain-of-Custody is a LEGAL DOCUMENT – Complete all relevant fields

LAB USE ONLY- Affix Workorder/Login Label Here

Scan QR Code for instructions

Company Name: Georgia Power - Bowen	Contact/Report To: Kristen Jurinko, Anthony Szerszet
Street Address: 241 Ralph McGill Blvd NE, Atlanta, GA 30308	Phone #: (470) 217-0008
	E-Mail: krjurink@southernco.com
	Cc E-Mail: Laura Midkiff, Ben Hodges, Mike Smiley, Noelia Gangi
Customer Project #:	Invoice to: Account Payable
Project Name: Bowen AP-1	Invoice E-mail: georgiapowerinvoices@southernco.com
Site Collection Info/Facility ID (as applicable):	Purchase Order # (if applicable): GPC82474-0007
	Quote #:
Time Zone Collected: [ ] AK [ ] PT [ ] MT [ ] CT [X] ET	County / State origin of sample(s): Georgia
Data Deliverables: [ ] Level II [ ] Level III [ ] Level IV [ ] EQUIS [ ] Other	Regulatory Program (DW, RCRA, etc.) as applicable: Reportable [ ] Yes [ ] No
	Rush (Pre-approval required): [ ] Same Day [ ] 1 Day [ ] 2 Day [ ] 3 Day Other Date Results Requested:
	DW PWSID # or WW Permit # as applicable: Field Filtered (if applicable) [ ] Yes [ ] No Analysis:

Specify Container Size **: 3 2 3 4 3 1

Identify Container Preservative Type***: 1 1 1 546 2 2

Analysis Requested

* Container Size: (1) 1L, (2) 500mL, (3) 250mL, (4) 125mL, (5) 100mL, (6) 40mL vial, (7) EnCore, (8) TerraCore, (9) 2oz, (10) Other

*** Preservative Types: (1) None, (2) HNO3, (3) H2SO4, (4) HCl, (5) NaOH, (6) Zn Acetate, (7) NaHSO4, (8) Sod. Thiosulfate, (9) Ascorbic Acid, (10) MeOH, (11) Other

* Matrix Codes (Insert in Matrix box below): Drinking Water (DW), Ground Water (GW), Wastewater (WW), Product (P), Soil/Solid (SS), Oil (OL), Wipe (WP), Tissue (TS), Bioassay (B), Vapor (V), Surface Water (SW), Sediment (SED), Sludge (SL), Caulk (CK), Leachate (LE), Biosolid (BS), Other (OT)

Customer Sample ID	Matrix *	Comp / Grab	Composite Start Date	Composite Start Time	Collected or Composite End Date	Collected or Composite End Time	# Cont.	Residual Chlorine Result	Residual Chlorine Units	2320B Alkalinity	2540C Total Dissolved Solids	300.0-F, SO4, Cl	4500S2D Sulfide	App Metals III/IV + Major Ions	RAD 226/228	Sample Comment
BOW-BGWC-39	WG	G					7			X	X	X	X	X	X	
BOW-BGWC-40	WG	G					7			X	X	X	X	X	X	
BOW-BGWC-41D	WG	G					7			X	X	X	X	X	X	
BOW-BGWC-42D	WG	G					7			X	X	X	X	X	X	
BOW-BGWC-43D	WG	G					7			X	X	X	X	X	X	
BOW-BGWC-44D	WG	G			1/31/24	1128	7			X	X	X	X	X	X	017
BOW-BGWC-49D	WG	G					7			X	X	X	X	X	X	
BOW-BGWC-50D	WG	G			1/31/24	1512	7			X	X	X	X	X	X	018
BOW-BGWC-51	WG	G					7			X	X	X	X	X	X	
BOW-BGWC-52	WG	G					7			X	X	X	X	X	X	

Lab Use Only: Proj. Mgr: Bonnie Vang; Acct.Num / Client ID:; Table #:; Profile / Template: 16507; Prelog / Bottle Ord. ID: EZ 3057855

Preservation non-conformance identified for sample.

Additional Instructions from Pace®:
Task Code: BOW-CCR-ASSMT-2024S1

Collected By: Printed Name: Kevin Stephenson, William Leaker, Jay Siewert
Signature: [signature] Resolute Environmental

Customer Remarks / Special Conditions / Possible Hazards:

Coolers: Thermometer ID: Correction Factor (°C): Obs. Temp. (°C): Corrected Temp. (°C): [ ] On Ice

Relinquished by/Company: (Signature)	Date/Time:	Received by/Company: (Signature)	Date/Time:	Tracking Number:
[signature]	2/2/24 1052	Ryan Williams / Pace	2/2/24 1052	
Relinquished by/Company: (Signature) Ryan Williams / Pace	2/2/24 1235	Received by/Company: (Signature) [signature]	2/2 1235	Delivered by: [ ] In-Person [ ] Courier [ ] FedEx [ ] UPS [ ] Other
Relinquished by/Company: (Signature)	Date/Time:	Received by/Company: (Signature)	Date/Time:	
Relinquished by/Company: (Signature)	Date/Time:	Received by/Company: (Signature)	Date/Time:	Page: 4 of 5

Submitting a sample via this chain of custody constitutes acknowledgment and acceptance of the Pace® Terms and Conditions found at https://www.pacelabs.com/resource-library/resource/pace-terms-and-conditions/

ENV-FRM-CORQ-0019_v02_110123 ©

Pace® Location Requested (City/State):

Pace Analytical Charters
5800 Cherry Ave. Suite 100, Bonnerville, NC 28013

CHAIN-OF-CUSTODY Analytical Request Document

Chain-of-Custody is a LEGAL DOCUMENT - Complete all relevant fields

LAB USE ONLY- Affix Workorder/Login Label Here

Scan QR Code for instructions

Company Name: Georgia Power - Bowen
Street Address: 241 Ralph McGill Blvd NE, Atlanta, GA 30308
Customer Project #:
Project Name: Bowen AP-1
Site Collection Info/Facility ID (as applicable):

Contact/Report To: Kristen Jurinko, Anthony Szwast
Phone #: (470) 217-0008
E-Mail: knjurink@southernco.com
Cc E-Mail: Laura Midkiff, Ben Hodges, Mike Smilley, Noelia Gangi
Invoice to: Account Payable
Invoice E-mail: georgiapowerinvoices@southernco.com
Purchase Order # (if applicable): GPC82474-0007
Quote #:

Time Zone Collected: [ ] AK [ ] PT [ ] MT [ ] CT [X] ET
County / State origin of sample(s): Georgia

Data Deliverables: [ ] Level II [ ] Level III [ ] Level IV [ ] EQUIS [ ] Other

Regulatory Program (DW, RCRA, etc.) as applicable: Reportable [ ] Yes [ ] No

Rush (Pre-approval required): [ ] Same Day [ ] 1 Day [ ] 2 Day [ ] 3 Day Other
Date Results Requested:

DW PWSID # or WW Permit # as applicable:
Field Filtered (if applicable): [ ] Yes [ ] No
Analysis:

Specify Container Size **: 3 | 2 | 3 | 4 | 3 | 1
Identify Container Preservative Type***: 1 | 1 | 1 | 5+6 | 2 | 2
Analysis Requested

** Container Size: (1) 1L, (2) 500mL, (3) 250mL, (4) 125mL, (5) 100mL, (6) 40ml vial, (7) EnCore, (8) TerraCore, (9) 90mL, (10) Other

*** Preservative Types: (1) None, (2) HNO3, (3) H2SO4, (4) HCl, (5) NaOH, (6) Zn Acetate, (7) NaHSO4, (8) Sod. Thiosulfate, (9) Ascorbic Acid, (10) MeOH, (11) Other

Proj. Mgr: Bonnie Vang
Acct/Num / Client ID:
Table #:
Profile / Template: 16507
Prolog / Bottle Ord. ID: EZ 3057855

Lab Use Only

* Matrix Codes (Insert in Matrix box below): Drinking Water (DW), Ground Water (GW), Wastewater (WW), Product (P), Soil/Solid (SS), Oil (OL), Wipe (WP), Tissue (TS), Bioassay (B), Vapor (V), Surface Water (SW), Sediment (SED), Sludge (SL), Caulk (CK), Leachate (LL), Biosolid (BS), Other (OT)

Customer Sample ID	Matrix*	Comp / Grab	Composite Start Date	Composite Start Time	Collected or Composite End Date	Collected or Composite End Time	# Cont.	Residual Chlorine Result	Residual Chlorine Units	2320B Alkalinity	2540C Total Dissolved Solids	300.0-F,SO4, Cl	4500S2D Sulfide	App Metals III/IV + Major Ions	RAD 226/228	Sample Comment	Preservation non-conformance identified for sample.
BOW-AP1-FD-01	WG	G					7			X	X	X	X	X	X		
BOW-AP1-FD-02	WG	G					7			X	X	X	X	X	X		
BOW-AP1-FD-03	WG	G					7			X	X	X	X	X	X		
BOW-AP1-FD-04	WG	G					7			X	X	X	X	X	X		
BOW-AP1-FB-02	WQ	G			2/1/24	1615	7			X	X	X	X	X	X	019	
BOW-AP1-FB-	WQ	G					7			X	X	X	X	X	X		
BOW-AP1-EB-	WQ	G					7			X	X	X	X	X	X		
BOW-AP1-EB-	WQ	G					7			X	X	X	X	X	X		

Additional Instructions from Pace®:
Task Code: BOW-CCR-ASSMT-2024S1

Collected By: Kevin Stephenson, William Laaker, Jay Siewert
Printed Name
Signature
Resolute Environmental

Customer Remarks / Special Conditions / Possible Hazards:

Coolers: Thermometer ID: Correction Factor (°C): Obs. Temp. (°C): Corrected Temp. (°C): [ ] On Ice

Relinquished by/Company: (Signature)	Date/Time:	Received by/Company: (Signature)	Date/Time:
[signature]	2/2/24 1052	Ryan Williams / Pace	2/2/24 1052
Ryan Williams / Pace	2/2/24 1235	[signature]	2/2/24 1235

Tracking Number:
Delivered by: [ ] In-Person [ ] Courier [ ] FedEX [ ] UPS [ ] Other

Page: 5 of 5

Submitting a sample via this chain of custody constitutes acknowledgment and acceptance of the Pace® Terms and Conditions found at https://www.pacelabs.com/resource-library/resource/pace-terms-and-conditions/

ENV-FRM-CORQ-0019_v02_110123 ©

Pace

DC#_Title: ENV-FRM-HUN1-0083 v03_Sample Condition Upon Receipt

Effective Date: 11/29/2023

ıratory receiving samples:
heville ☐ **Eden** ☐ **Greenwood** ☐ **Huntersville** ☐ **Raleigh** ☐ **Mechanicsville** ☐ **Atlanta** ☑ **Kernersville** ☐

Sample Condition Upon Receipt

Client Name: Ga Power

Project #: **WO#: 92711015**

PM: BV **Due Date: 02/14/24**

CLIENT: 92-GP-BOWLF

ırier: ☐ Fed Ex ☐ UPS ☐ USPS ☐ Client
Commercial ☑ Pace ☐ Other:

stody Seal Present? ☐ Yes ☐ No **Seals Intact?** ☐ Yes ☐ No ☐ N/A

Date/Initials Person Examining Contents: 2/6/24 SM

cking Material: ☑ Bubble Wrap ☐ Bubble Bags ☐ None ☐ Other

Biological Tissue Frozen? ☐ Yes ☐ No ☑ N/A

ermometer:
☑ IR Gun ID: 230 **Type of Ice:** ☑ Wet ☐ Blue ☐ None

ıoler Temp: 1.1 **Correction Factor:** Add/Subtract (°C) -0.1

Temp should be above freezing to 6°C
☐ Samples out of temp criteria. Samples on ice, cooling process has begun

ıoler Temp Corrected (°C): 1.2

SDA Regulated Soil (☐ N/A, water sample)
Did samples originate in a quarantine zone within the United States: CA, NY, or SC (check maps)? ☐ Yes ☐ No

Did samples originate from a foreign source (internationally, including Hawaii and Puerto Rico)? ☐ Yes ☐ No

				Comments/Discrepancy:
Chain of Custody Present?	☑ Yes	☐ No	☐ N/A	1.
Samples Arrived within Hold Time?	☑ Yes	☐ No	☐ N/A	2.
Short Hold Time Analysis (<72 hr.)?	☐ Yes	☑ No	☐ N/A	3.
Rush Turn Around Time Requested?	☐ Yes	☑ No	☐ N/A	4.
Sufficient Volume?	☑ Yes	☐ No	☐ N/A	5.
Correct Containers Used?	☑ Yes	☐ No	☐ N/A	6.
-Pace Containers Used?	☑ Yes	☐ No	☐ N/A	
Containers Intact?	☑ Yes	☐ No	☐ N/A	7.
Dissolved analysis: Samples Field Filtered?	☐ Yes	☐ No	☑ N/A	8.
Sample Labels Match COC?	☑ Yes	☐ No	☐ N/A	9.
-Includes Date/Time/ID/Analysis Matrix: WW				
Headspace in VOA Vials (>5-6mm)?	☐ Yes	☐ No	☑ N/A	10.
Trip Blank Present?	☐ Yes	☐ No	☑ N/A	11.
Trip Blank Custody Seals Present?	☐ Yes	☐ No	☑ N/A	

Field Data Required? ☐ Yes ☐ No

OMMENTS/SAMPLE DISCREPANCY

Lot ID of split containers:

IENT NOTIFICATION/RESOLUTION

Person contacted: _____ Date/Time: _____

Project Manager SCURF Review: _____ **Date:** _____

Project Manager SRF Review: _____ **Date:** _____

*Check mark top half of box if pH and/or dechlorination is verified and within the acceptance range for preservation samples.

Exceptions: VOA, Coliform, TOC, Oil and Grease, DRO/8015 (water) DOC, LLHg

**Bottom half of box is to list number of bottles

***Check all unpreserved Nitrates for chlorine

Project # **WO#: 92711015**

PM: BV Due Date: 02/14/24

CLIENT: 92-GP-BOWLF

Item#	BP4U-125 mL Plastic Unpreserved (N/A) (Cl-)	BP3U-250 mL Plastic Unpreserved (N/A)	BP2U-500 mL Plastic Unpreserved (N/A)	BP1U-1 liter Plastic Unpreserved (N/A)	BP4S-125 mL Plastic H2SO4 (pH < 2) (Cl-)	BP3N-250 mL plastic HNO3 (pH < 2)	BP4Z-125 mL Plastic ZN Acetate & NaOH (>9)	BP4B-125 mL Plastic NaOH (pH > 12) (Cl-)	WGFU-Wide-mouthed Glass jar Unpreserved	AG1U-1 liter Amber Unpreserved (N/A) (Cl-)	AG1H-1 liter Amber HCl (pH < 2)	AG3U-250 mL Amber Unpreserved (N/A) (Cl-)	AG1S-1 liter Amber H2SO4 (pH < 2)	AG3S-250 mL Amber H2SO4 (pH < 2)	DG9A-40 mL Amber NH4Cl (N/A)(Cl-)	DG9H-40 mL VOA HCl (N/A)	VG9T-40 mL VOA Na2S2O3 (N/A)	VG9U-40 mL VOA Unpreserved (N/A)	DG9Y-40 mL VOA H3PO4 (N/A)	KP7U-50 mL Plastic Unpreserved (N/A)	V/GK (3 vials per kit)-VPH/Gas kit (N/A)	SP5T-125 mL Sterile Plastic (N/A – lab)	SP2T-250 mL Sterile Plastic (N/A – lab)	BP1N 1-14	BP3R-250 mL Plastic (NH2)2SO4 (9.3-9.7)	AG0U-100 mL Amber Unpreserved (N/A) (Cl-)	VSGU-20 mL Scintillation vials (N/A)	DG9U-40 mL Amber Unpreserved vials (N/A)
1		2				1	1																		2				
2		2				1	1																		2				
3		2				1	1																		2				
4		2				1	1																		2				
5		2				1	1																		2				
6		2				1	1																		2				
7		2				1	1																		2				
8		2				1	1																		2				
9		2				1	1																		2				
10		2				1	1																		2				
11		2				1	1																		2				
12		2				1	1																		2				

pH Adjustment Log for Preserved Samples

Sample ID	Type of Preservative	pH upon receipt	Date preservation adjusted	Time preservation adjusted	Amount of Preservative added	Lot #

Note: Whenever there is a discrepancy affecting North Carolina compliance samples, a copy of this form will be sent to the North Carolina DENR Certification Office (i.e. Out of hold, incorrect preservative, out of temp, incorrect containers.

Pace® Location Requested (City/State):

Pace Analytical Charlotte
9800 Kincey Ave. Suite 100, Huntersville, NC 28078

CHAIN-OF-CUSTODY Analytical Request Document

Chain-of-Custody is a LEGAL DOCUMENT - Complete all relevant fields

LAB USE ONLY- Affix Workorder/Login Label Here

Scan QR Code for instructions

9271615

Company Name: Georgia Power - Bowen	Contact/Report To: Kristen Juririko, Anthony Szwast
Street Address: 241 Ralph McGill Blvd NE, Atlanta, GA 30308	Phone #: (470) 217-0008
	E-Mail: krjurirk@southernco.com
	Cc E-Mail: Laura Midkiff, Ben Hodges, Mike Smiley, Noelia Gangi
Customer Project #:	Invoice to: Account Payable
Project Name: Bowen AP-1	Invoice E-mail: georgiapowerinvoices@southernco.com
Site Collection Info/Facility ID (as applicable):	Purchase Order # (if applicable): GPC82474-0007
	Quote #:
Time Zone Collected: [ ] AK [ ] PT [ ] MT [ ] CT [X] ET	County / State origin of sample(s): Georgia
Data Deliverables: [ ] Level II [ ] Level III [ ] Level IV [ ] EQUIS [ ] Other	Regulatory Program (DW, RCRA, etc.) as applicable: Reportable [ ] Yes [ ] No
Rush (Pre-approval required): [ ] Same Day [ ] 1 Day [ ] 2 Day [ ] 5 Day Other	DW PWSID # or WW Permit # as applicable:
Date Results Requested:	Field Filtered (if applicable): [ ] Yes [ ] No
	Analysis:

Specify Container Size **

3	2	3	4	3	1				

Identify Container Preservative Type***

1	1	1	5+6	2	2				

** Container Size: [1] 1L, [2] 500mL, [3] 250mL, [4] 125mL, [5] 100mL, [6] 40mL vial, [7] EnCore, [8] TerraCore, [9] 80mL, [10] Other

*** Preservative Types: [1] None, [2] HNO3, [3] H2SO4, [4] HCl, [5] NaOH, [6] Zn Acetate, [7] NaHSO4, [8] Sod. Thiosulfate, [9] Ascorbic Acid, [10] MeOH, [11] Other

* Matrix Codes (Insert in Matrix box below): Drinking Water (DW), Ground Water (GW), Wastewater (WW), Product (P), Soil/Solid (SS), Oil (OL), Wipe (WP), Tissue (TS), Bioassay (B), Vapor (V), Surface Water (SW), Sediment (SED), Sludge (SL), Caulk (CK), Leachate (LL), Biosolid (BS), Other (OT)

Customer Sample ID	Matrix*	Comp / Grab	Composite Start Date	Composite Start Time	Collected or Composite End Date	Collected or Composite End Time	# Cont.	Residual Chlorine Result	Residual Chlorine Units	2320B Alkalinity	2540C Total Dissolved Solids	300.0-F,SO4, Cl	4500S2D Sulfide	App Meals III/IV + Major Ions	RAD 226/228					Sample Comment	Preservation non-conformance identified for sample
BOW-BGWA-2	WG	G					7			X	X	X	X	X	X						
BOW-BGWA-29	WG	G					7			X	X	X	X	X	X						
BOW-BGWA-33	WG	G					7			X	X	X	X	X	X						
BOW-BGWA-47D	WG	G					7			X	X	X	X	X	X						
BOW-BGWA-48D	WG	G					7			X	X	X	X	X	X						
BOW-BGWC-7	WG	G			2/2/24	1142	7			X	X	X	X	X	X					020	
BOW-BGWC-8	WG	G					7			X	X	X	X	X	X						
BOW-BGWC-9	WG	G					7			X	X	X	X	X	X						
BOW-BGWC-10	WG	G					7			X	X	X	X	X	X						
BOW-BGWC-12	WG	G					7			X	X	X	X	X	X						

Lab Use Only

Proj. Mgr:	Bonnie Vang
Acct Num / Client ID:	
Table #:	
Profile / Template:	16507
Prelog / Bottle Ord. ID:	EZ 3057865

Additional Instructions from Pace®:
Task Code: BOW-CCR-ASSMT-2024S1

Collected By:
Printed Name: Kevin Stephenson, William Leaker, Jay Siewart
Signature:
Resolute Environmental

Customer Remarks / Special Conditions / Possible Hazards:

# Coolers:	Thermometer ID:	Correction Factor (°C):	Obs. Temp. (°C):	Corrected Temp. (°C):	[ ] On Ice

Relinquished by/Company: (Signature)	Date/Time:	Received by/Company: (Signature)	Date/Time:	Tracking Number:
	2/6/24 1022	Pace	2/6/24 1022	
Relinquished by/Company: (Signature)	Date/Time:	Received by/Company: (Signature)	Date/Time:	Delivered by: [ ] In-Person [ ] Courier [ ] FedEx [ ] UPS [ ] Other
	2/6/24 1455		2/6/24 1455	
Relinquished by/Company: (Signature)	Date/Time:	Received by/Company: (Signature)	Date/Time:	
Relinquished by/Company: (Signature)	Date/Time:	Received by/Company: (Signature)	Date/Time:	Page: 1 of 5

Submitting a sample via this chain of custody constitutes acknowledgment and acceptance of the Pace® Terms and Conditions found at https://www.pacelabs.com/resource-library/resource/pace-terms-and-conditions/

ENV-FRM-CORQ-0019_v02_110123 ©

Pace® Location Requested (City/State):

Pace Analytical Charlotte
5800 Kinsey Ave. Suite 100, Huntersville, NC 28078

CHAIN-OF-CUSTODY Analytical Request Document

Chain-of-Custody is a LEGAL DOCUMENT - Complete all relevant fields

LAB USE ONLY- Affix Workorder/Login Label Here

Scan QR Code for Instructions

Company Name: Georgia Power - Bowen	Contact/Report To: Kristen Jurinko, Anthony Sawaat
Street Address: 241 Ralph McGill Blvd NE, Atlanta, GA 30308	Phone #: (470) 217-0008
	E-Mail: knjurink@southernco.com
	Cc E-Mail: Laura Midkiff, Ben Hodges, Mike Smiley, Noelia Gangi
Customer Project #:	Invoice to: Account Payable
Project Name: Bowen AP-1	Invoice E-mail: georgiapowerinvoices@southernco.com
Site Collection Info/Facility ID (as applicable):	Purchase Order # (if applicable): GPC82474-0007
	Quote #:
Time Zone Collected: [ ] AK [ ] PT [ ] MT [ ] CT [X] ET	County / State origin of sample(s): Georgia
Date Deliverables: [ ] Level II [ ] Level III [ ] Level IV [ ] EQUIS [ ] Other	Regulatory Program (DW, RCRA, etc.) as applicable: Reportable [ ] Yes [ ] No
	Rush (Pre-approval required): [ ] Same Day [ ] 1 Day [ ] 2 Day [ ] 3 Day Other
	Data Results Requested:
	DW PWSID # or WW Permit # as applicable:
	Field Filtered (if applicable): [ ] Yes [ ] No
	Analysis:

Specify Container Size **

Identify Container Preservative Type***

Analysis Requested

Customer Sample ID	Matrix*	Comp / Grab	Composite Start Date	Composite Start Time	Collected or Composite End Date	Collected or Composite End Time	# Cont.	Residual Chlorine Result	Residual Chlorine Units	2320B Alkalinity	2540C Total Dissolved Solids	300.0-F-SO4, Cl	4500S2D Sulfide	App Metals III/IV + Major Ions	RAD 226/228	Sample Comment
BOW-BGWA-2	WG	G					7			X	X	X	X	X	X	
BOW-BGWA-29	WG	G			2/5/24	1120	7			X	X	X	X	X	X	GW
BOW-BGWA-33	WG	G					7			X	X	X	X	X	X	
BOW-BGWA-47D	WG	G					7			X	X	X	X	X	X	
BOW-BGWA-48D	WG	G					7			X	X	X	X	X	X	
BOW-BGWC-7	WG	G					7			X	X	X	X	X	X	
BOW-BGWC-8	WG	G					7			X	X	X	X	X	X	
BOW-BGWC-9	WG	G					7			X	X	X	X	X	X	
BOW-BGWC-10	WG	G					7			X	X	X	X	X	X	
BOW-BGWC-12	WG	G					7			X	X	X	X	X	X	

Lab Use Only: Proj. Mgr: Bonnie Vang; Acct.Num / Client ID:; Table #:; Profile / Template: 16507; Prelog / Bottle Ord. ID: EZ 3057855

Preservation non-conformance identified for sample.

*Container Size: (1) 1L, (2) 500mL, (3) 250mL, (4) 125mL, (5) 100mL, (6) 40mL vial, (7) EnCore, (8) TerraCore, (9) 5gVial, (10) Other

*** Preservative Types: (1) None, (2) HNO3, (3) H2SO4, (4) HCl, (5) NaOH, (6) Zn Acetate, (7) NaHSO4, (8) Sod. Thiosulfate, (9) Ascorbic Acid, (10) MeOH, (11) Other

* Matrix Codes (Insert in Matrix box below): Drinking Water (DW), Ground Water (GW), Wastewater (WW), Product (P), Soil/Solid (SS), Oil (OL), Wipe (WP), Tissue (TS), Bioassay (B), Vapor (V), Surface Water (SW), Sediment (SED), Sludge (SL), Caulk (CK), Leachate (LL), Biosolid (BS), Other (OT)

Additional Instructions from Pace®:
Task Code: BOW-CCR-ASSMT-2024S1

Collected By: Printed Name: Kevin Stephenson, William Lankor, Jay Stewart
Signature:
Routine Environmental

Customer Remarks / Special Conditions / Possible Hazards:

Coolers: Thermometer ID: Correction Factor (°C): Obs. Temp. (°C): Corrected Temp. (°C): [ ] On Ice

Relinquished by/Company: (Signature)	Date/Time:	Received by/Company: (Signature)	Date/Time:	Tracking Number:
	2/6/24 1022	Ryan Williams / Pace	2/6/24 1022	
Relinquished by/Company: (Signature)	Date/Time:	Received by/Company: (Signature)	Date/Time:	Delivered by: [ ] In-Person [ ] Courier [ ] FedEx [ ] UPS [ ] Other
Ryan Williams / Pace	2/6/24 1455		2/6/24 1455	
Relinquished by/Company: (Signature)	Date/Time:	Received by/Company: (Signature)	Date/Time:	
Relinquished by/Company: (Signature)	Date/Time:	Received by/Company: (Signature)	Date/Time:	Page: 1 of 5

Submitting a sample via this chain of custody constitutes acknowledgment and acceptance of the Pace® Terms and Conditions found at https://www.pacelabs.com/resource-library/resource/pace-terms-and-conditions/

ENV-FRM-CORQ-0019_v02_110123 ©

Pace® Location Requested (City/State):

CHAIN-OF-CUSTODY Analytical Request Document

Chain-of-Custody is a LEGAL DOCUMENT. Complete all relevant fields

LAB USE ONLY- Affix Workorder/Login Label Here

Scan QR Code for instructions

Company Name: Georgia Power - Bowen

Street Address: 241 Ralph McGill Blvd NE, Atlanta, GA 30308

Customer Project #:

Project Name: Bowen AP-1

Site Collection Info/Facility ID (as applicable):

Contact/Report To: Kristen Jurinko, Anthony Szwast

Phone #: (470) 217-0008

E-Mail: knjurink@southernco.com

Cc E-Mail: Laura Midkiff, Ben Hodges, Mike Smilley, Noelle Gangi

Invoice to: Account Payable

Invoice E-mail: georgiapowerinvoices@southernco.com

Purchase Order #(if applicable): GPC82474-0007

Quote #:

County / State origin of sample(s): Georgia

Time Zone Collected: [ ] AK [ ] PT [ ] MT [ ] CT [X] ET

Date Deliverables: [ ] Level II [ ] Level III [ ] Level IV [ ] EQUIS [ ] Other

Regulatory Program (DW, RCRA, etc.) as applicable: Reportable [ ] Yes [ ] No

Rush (Pre-approval required): [ ] Same Day [ ] 1 Day [ ] 2 Day [ ] 3 Day Other

Date Results Requested:

DW PWSID # or WW Permit # as applicable:

Field Filtered (if applicable): [ ] Yes [ ] No

Analysis:

Specify Container Size **: 3, 2, 3, 4, 3, 1

Identify Container Preservative Type***: 1, 1, 1, 5+6, 2, 2

Analysis Requested

** Container Size: (1) 1L, (2) 500mL, (3) 250mL, (4) 125mL, (5) 100mL, (6) 40mL vial, (7) EnCore, (8) Terra Core, (9) 30mL, (10) Other

*** Preservative Types: (1) None, (2) HNO3, (3) H2SO4, (4) NO, (5) NaOH, (6) Zn Acetate, (7) NaHSO4, (8) Sod. Thiosulfate, (9) Ascorbic Acid, (10) MeOH, (11) Other

Lab Use Only: Proj. Mgr: Bonnie Vang; Acct Num / Client ID:; Table #:; Profile / Template: 16507; Prelog / Bottle Ord. ID: EZ 3057855

Preservation non-conformance identified for sample

* Matrix Codes (insert in Matrix box below): Drinking Water (DW), Ground Water (GW), Wastewater (WW), Product (P), Soil/Solid (SS), Oil (OL), Wipe (WP), Tissue (TS), Bioassay (B), Vapor (V), Surface Water (SW), Sediment (SED), Sludge (SL), Caulk (CK), Leachate (LL), Biosolid (BS), Other (OT)

Customer Sample ID	Matrix*	Comp / Grab	Composite Start Date	Composite Start Time	Collected or Composite End Date	Collected or Composite End Time	# Cont.	Residual Chlorine Result	Residual Chlorine Units	2320B Alkalinity	2540C Total Dissolved Solids	300.0-F,SO4, Cl	4500S2D Sulfide	App Metals III/IV + Major Ions	RAD 226/228					Sample Comment
BOW-BGWC-14A	WG	G					7			X	X	X	X	X	X					
BOW-BGWC-16	WG	G					7			X	X	X	X	X	X					
BOW-BGWC-17	WG	G					7			X	X	X	X	X	X					
BOW-BGWC-18	WG	G			2/2/24	1122	7			X	X	X	X	X	X					022
BOW-BGWC-19	WG	G			2/2/24	1400	7			X	X	X	X	X	X					023
BOW-BGWC-20	WG	G					7			X	X	X	X	X	X					
BOW-BGWC-21	WG	G					7			X	X	X	X	X	X					
BOW-BGWC-22	WG	G					7			X	X	X	X	X	X					
BOW-BGWC-23	WG	G					7			X	X	X	X	X	X					
BOW-BGWC-24	WG	G					7			X	X	X	X	X	X					

Additional Instructions from Pace®: Task Code: BOW-CCR-ASSMT-2024S1

Collected By: Kevin Stephenson, William Leaker, Jay Stewart

Printed Name

Signature

Resolute Environmental

Customer Remarks / Special Conditions / Possible Hazards:

Coolers: Thermometer ID: Correction Factor (°C): Obs. Temp. (°C): Corrected Temp. (°C): [ ] On Ice

Relinquished by/Company: (Signature)	Date/Time:	Received by/Company: (Signature)	Date/Time:	Tracking Number:
[signature]	2/6/24 1022	Ryan William / Pace	2/6/24 1022	
Ryan William / Pace	2/6/24 1455	[signature]	2/6/24 1455	Delivered by: [ ] In-Person [ ] Courier [ ] FedEx [ ] UPS [ ] Other

Page: 2 of 5

Submitting a sample via this chain of custody constitutes acknowledgment and acceptance of the Pace® Terms and Conditions found at https://www.pacelabs.com/resource-library/resource/pace-terms-and-conditions/

ENV-FRM-CORQ-0019_v02_110123 ©

Pace® Location Requested (City/State):

Pace Analytical Charlotte
9800 Kincey Ave. Suite 100, Huntersville, NC 28078

CHAIN-OF-CUSTODY Analytical Request Document

Chain-of-Custody is a LEGAL DOCUMENT - Complete all relevant fields

LAB USE ONLY- Affix Workorder/Login Label Here

Scan QR Code for Instructions

Company Name: Georgia Power - Bowen	Contact/Report To: Kristen Jurinko, Anthony Szwast
Street Address: 241 Ralph McGill Blvd NE, Atlanta, GA 30308	Phone #: (470) 217-0008
	E-Mail: krjurink@southernco.com
	Cc E-Mail: Laura Midkiff, Ben Hodges, Mike Smiley, Noelia Gangi
Customer Project #:	Invoice to: Account Payable
Project Name: Bowen AP-1	Invoice E-mail: georgiapowerinvoices@southernco.com
Site Collection Info/Facility ID (as applicable):	Purchase Order # (if applicable): GPC82474-0007
	Quote #:
Time Zone Collected: [ ] AK [ ] PT [ ] MT [ ] CT [X] ET	County / State origin of sample(s): Georgia
Data Deliverables: [ ] Level II [ ] Level III [ ] Level IV [ ] EQUIS [ ] Other	Regulatory Program (DW, RCRA, etc.) as applicable: Reportable [ ] Yes [ ] No
	Rush (Pre-approval required): [ ] Same Day [ ] 1 Day [ ] 2 Day [ ] 3 Day Other ____ Date Results Requested:
	DW PWSID # or WW Permit # as applicable: Field Filtered (if applicable): [ ] Yes [ ] No Analysis:

* Matrix Codes (Insert in Matrix box below): Drinking Water (DW), Ground Water (GW), Wastewater (WW), Product (P), Soil/Solid (SS), Oil (OL), Wipe (WP), Tissue (TS), Bioassay (B), Vapor (V), Surface Water (SW), Sediment (SED), Sludge (SL), Caulk (CK), Leachate (LL), Biosolid (BS), Other (OT)

Customer Sample ID	Matrix *	Comp / Grab	Composite Start Date	Composite Start Time	Collected or Composite End Date	Collected or Composite End Time	# Cont.	Residual Chlorine Result	Residual Chlorine Units	2320B Alkalinity	2540C Total Dissolved Solids	300.0-F,SO4, Cl	4500S2D Sulfide	App Metals IIIIV + Major Ions	RAD 226/228	Sample Comment
BOW-BGWC-14A	WG	G					7			X	X	X	X	X	X	
BOW-BGWC-16	WG	G					7			X	X	X	X	X	X	
BOW-BGWC-17	WG	G					7			X	X	X	X	X	X	
BOW-BGWC-18	WG	G					7			X	X	X	X	X	X	
BOW-BGWC-19	WG	G					7			X	X	X	X	X	X	
BOW-BGWC-20	WG	G			2/6/24	1632	7			X	X	X	X	X	X	024
BOW-BGWC-21	WG	G			2/6/24	1531	7			X	X	X	X	X	X	025
BOW-BGWC-22	WG	G					7			X	X	X	X	X	X	
BOW-BGWC-23	WG	G					7			X	X	X	X	X	X	
BOW-BGWC-24	WG	G					7			X	X	X	X	X	X	

Specify Container Size **: 3 2 3 4 3 1

Identify Container Preservative Type***: 1 1 1 5+6 2 2

** Container Size: (1) 1L, (2) 500mL, (3) 250mL, (4) 125mL, (5) 100mL, (6) 40mL vial, (7) EnCore, (8) TerraCore, (9) 5Gram, (10) Other

*** Preservative Types: (1) None, (2) HNO3, (3) H2SO4, (4) HCl, (5) NaOH, (6) Zn Acetate, (7) NaHSO4, (8) Sod. Thiosulfate, (9) Ascorbic Acid, (10) MeOH, (11) Other

Lab Use Only: Proj. Mgr: Bonnie Vang; Acct Num / Client ID:; Table #:; Profile / Template: 16507; Prelog / Bottle Ord. ID: EZ 3057855

Preservation non-conformance identified for sample.

Additional Instructions from Pace®:
Task Code: BOW-CCR-ASSMT-2024S1

Collected By: Printed Name: Kevin Stephenson, William Leaker, Jay Siewert
Signature:
Resolute Environmental

Customer Remarks / Special Conditions / Possible Hazards:

Coolers: Thermometer ID: Correction Factor (°C): Obs. Temp. (°C): Corrected Temp. (°C): [ ] On Ice

Relinquished by/Company: (Signature)	Date/Time:	Received by/Company: (Signature)	Date/Time:	Tracking Number:
Relinquished by/Company: (Signature)	Date/Time:	Received by/Company: (Signature)	Date/Time:	Delivered by: [ ] In- Person [ ] Courier [ ] FedEX [ ] UPS [ ] Other
Relinquished by/Company: (Signature)	Date/Time:	Received by/Company: (Signature)	Date/Time:	
Relinquished by/Company: (Signature)	Date/Time:	Received by/Company: (Signature)	Date/Time:	

Submitting a sample via this chain of custody constitutes acknowledgment and acceptance of the Pace® Terms and Conditions found at https://www.pacelabs.com/resource-library/resource/pace-terms-and-conditions/

Pace® Location Requested (City/State):

Pace Analytical Charlotte
5800 Blacky Ave. Suite 300, Mooresville, NC 28079

CHAIN-OF-CUSTODY Analytical Request Document

Chain-of-Custody is a LEGAL DOCUMENT - Complete all relevant fields

LAB USE ONLY- Affix Workorder/Login Label Here

Scan QR Code for instructions

Company Name: Georgia Power - Bowen

Street Address: 241 Ralph McGill Blvd NE, Atlanta, GA 30308

Customer Project #:

Project Name: Bowen AP-1

Site Collection Info/Facility ID (as applicable):

Contact/Report To: Kristen Jurinko, Anthony Szwast

Phone #: (470) 217-0008

E-Mail: knjurink@southernco.com

Cc E-Mail: Laura Midkiff, Ben Hodges, Mike Smiley, Noelia Gangi

Invoice to: Account Payable

Invoice E-mail: georgiapowerinvoices@southernco.com

Purchase Order # (if applicable): GPC82474-0007

Quote #:

Time Zone Collected: [ ] AK [ ] PT [ ] MT [ ] CT [X] ET

County / State origin of sample(s): Georgia

Data Deliverables: [ ] Level II [ ] Level III [ ] Level IV [ ] EQUIS [ ] Other

Regulatory Program (DW, RCRA, etc.) as applicable: Reportable [ ] Yes [ ] No

Rush (Pre-approval required): [ ] Same Day [ ] 1 Day [ ] 2 Day [ ] 5 Day Other

Date Results Requested:

DW PWSID # or WW Permit # as applicable:

Field Filtered (if applicable): [ ] Yes [ ] No

Analysis:

Specify Container Size **: 3 2 3 4 3 1

Identify Container Preservative Type***: 1 1 1 5+6 2 2

Analysis Requested

** Container Size: (1) 1L, (2) 500mL, (3) 250mL, (4) 125mL, (5) 100mL, (6) 40mL vial, (7) EnCore, (8) TerraCore, (9) 10mL, (10) Other

*** Preservative Types: (1) None, (2) HNO3, (3) H2SO4, (4) HCl, (5) NaOH, (6) Zn Acetate, (7) NaHSO4, (8) Sod. Thiosulfate, (9) Ascorbic Acid, (10) MeOH, (11) Other

Lab Use Only: Proj. Mgr: Bonnie Vang; Acctnum / Client ID:; Table #:; Profile / Template: 16507; Prelog / Bottle Ord. ID: EZ 3057655

Preservation non-conformance identified for sample.

* Matrix Codes (Insert in Matrix box below): Drinking Water (DW), Ground Water (GW), Wastewater (WW), Product (P), Soil/Solid (SS), Oil (OL), Wipe (WP), Tissue (TS), Bioassay (B), Vapor (V), Surface Water (SW), Sediment (SED), Sludge (SL), Caulk (CK), Leachate (LL), Biosolid (BS), Other (OT)

Customer Sample ID	Matrix *	Comp / Grab	Composite Start Date	Composite Start Time	Collected or Composite End Date	Collected or Composite End Time	# Cont.	Residual Chlorine Result	Residual Chlorine Units	2320B Alkalinity	2540C Total Dissolved Solids	300.0-F,SO4, Cl	4500S2D Sulfide	App Metals III/IV + Major Ions	RAD 226/228	Sample Comment
BOW-BGWC-25	WG	G					7			X	X	X	X	X	X	
BOW-BGWC-30	WG	G					7			X	X	X	X	X	X	
BOW-BGWA-6	WG	G					7			X	X	X	X	X	X	
BOW-BGWC-31	WG	G			2/2/24	1312	7			X	X	X	X	X	X	ORP
BOW-BGWC-32	WG	G					7			X	X	X	X	X	X	
BOW-BGWC-34D	WG	G					7			X	X	X	X	X	X	
BOW-BGWC-35D	WG	G					7			X	X	X	X	X	X	
BOW-BGWC-36D	WG	G					7			X	X	X	X	X	X	
BOW-BGWC-37D	WG	G					7			X	X	X	X	X	X	
BOW-BGWC-38D	WG	G					7			X	X	X	X	X	X	

Additional Instructions from Pace®:
Task Code: BOW-CCR-ASSMT-2024S1

Collected By: Printed Name: Kevin Stephenson, William Lasker, Jay Stewart
Signature: Remote Environmental

Customer Remarks / Special Conditions / Possible Hazards:

Coolers: Thermometer ID: Correction Factor (°C): Obs. Temp. (°C): Corrected Temp. (°C): [ ] On Ice

Relinquished by/Company: (Signature)	Date/Time:	Received by/Company: (Signature)	Date/Time:	Tracking Number:
Relinquished by/Company: (Signature)	2/6/24 1022	Received by/Company: (Signature)	2/6/24 1022	
Ryan Williams / Pace	2/6/24 1455		2/6/24 1455	Delivered by: [ ] In-Person [ ] Courier [ ] FedEx [ ] UPS [ ] Other
Relinquished by/Company: (Signature)	Date/Time:	Received by/Company: (Signature)	Date/Time:	
Relinquished by/Company: (Signature)	Date/Time:	Received by/Company: (Signature)	Date/Time:	

Page: 3 of 5

Submitting a sample via this chain of custody constitutes acknowledgment and acceptance of the Pace® Terms and Conditions found at https://www.pacelabs.com/resource-library/resource/pace-terms-and-conditions/

ENV-FRM-CORC-0019_v02_110123 ©

Page 230 of 230

Pace® Location Requested (City/State):

Pace Analytical Charlotte
5800 Kinsey Ave. Suite 100, Huntersville, NC 28078

CHAIN-OF-CUSTODY Analytical Request Document

Chain-of-Custody is a LEGAL DOCUMENT - Complete all relevant fields

LAB USE ONLY- Affix Workorder/Login Label Here

Scan QR Code for Instructions

Company Name: Georgia Power - Bowen	Contact/Report To: Kristen Juninko, Anthony Szwast
Street Address: 241 Ralph McGill Blvd NE, Atlanta, GA 30308	Phone #: (470) 217-0008
	E-Mail: knjurink@southernco.com
	CC E-Mail: Laura Midkiff, Ben Hodges, Mike Smiley, Noelia Gangi
Customer Project #:	Invoice to: Account Payable
Project Name: Bowen AP-1	Invoice E-mail: georgiapowerinvoices@southernco.com
Site Collection Info/Facility ID (as applicable):	Purchase Order # (if applicable): GPC82474-0007
	Quote #:
Time Zone Collected: [ ] AK [ ] PT [ ] MT [ ] CT [X] ET	County / State origin of sample(s): Georgia
Data Deliverables: [ ] Level II [ ] Level III [ ] Level IV [ ] EQUIS [ ] Other	Regulatory Program (DW, RCRA, etc.) as applicable: Reportable [ ] Yes [ ] No
	Rush (Pre-approval required): [ ] Same Day [ ] 1 Day [ ] 2 Day [ ] 3 Day Other _____ Date Results Requested:
	DW PWSID # or WW Permit # as applicable: Field Filtered (if applicable): [ ] Yes [ ] No Analysis:

Specify Container Size**: 3 2 3 4 3 1

Identify Container Preservative Type***: 1 1 1 5+6 2 2

Analysis Requested

**Container Size: (1) 1L, (2) 500mL, (3) 250mL, (4) 125mL, (5) 100mL, (6) 40mL vial, (7) EnCore, (8) TerraCore, (9) 5Gm, (10) Other

*** Preservative Types: (1) None, (2) HNO3, (3) H2SO4, (4) HCl, (5) NaOH, (6) Zn Acetate, (7) NaHSO4, (8) Sod. Thiosulfate, (9) Ascorbic Acid, (10) MeOH, (11) Other

Lab Use Only: Proj. Mgr: Bonnie Vang; Acct Num / Client ID:; Table #:; Profile / Template: 16507; Prelog / Bottle Ord. ID: EZ 3057855

Preservation non-conformance identified for sample.

* Matrix Codes (Insert in Matrix box below): Drinking Water (DW), Ground Water (GW), Wastewater (WW), Product (P), Soil/Solid (SS), Oil (OL), Wipe (WP), Tissue (TS), Bioassay (B), Vapor (V), Surface Water (SW), Sediment (SED), Sludge (SL), Caulk (CK), Leachate (L), Biosolid (BS), Other (OT)

Customer Sample ID	Matrix*	Comp / Grab	Composite Start Date	Composite Start Time	Collected or Composite End Date	Collected or Composite End Time	# Cont.	Residual Chlorine Result	Residual Chlorine Units	2320B Alkalinity	2540C Total Dissolved Solids	300.0-F,SO4, Cl	4500S2D Sulfide	App Metals III/IV + Major Ions	RAD 226/228	Sample Comment
BOW-BGWC-25	WG	G			2/5/24	1442	7			X	X	X	X	X	X	027
BOW-BGWC-30	WG	G					7			X	X	X	X	X	X	
BOW-BGWA-6	WG	G					7			X	X	X	X	X	X	
BOW-BGWC-31	WG	G					7			X	X	X	X	X	X	
BOW-BGWC-32	WG	G					7			X	X	X	X	X	X	
BOW-BGWC-34D	WG	G			2/5/24	1340	7			X	X	X	X	X	X	028
BOW-BGWC-35D	WG	G					7			X	X	X	X	X	X	
BOW-BGWC-36D	WG	G					7			X	X	X	X	X	X	
BOW-BGWC-37D	WG	G					7			X	X	X	X	X	X	
BOW-BGWC-38D	WG	G					7			X	X	X	X	X	X	

Additional Instructions from Pace®:
Task Code: BOW-CCR-ASSMT-2024S1

Collected By:
Printed Name: Kevin Stephenson, William Leaker, Jay Siewert
Signature:
Resolute Environmental

Customer Remarks / Special Conditions / Possible Hazards:

Coolers: Thermometer ID: Correction Factor (°C): Obs. Temp. (°C): Corrected Temp. (°C): [ ] On Ice

Relinquished by/Company: (Signature)	Date/Time: 2/6/24 1022	Received by/Company: (Signature) Ryan Williams / Pace	Date/Time: 2/6/24 1022	Tracking Number:
Relinquished by/Company: (Signature) Ryan Williams / Pace	Date/Time: 2/6/24 1455	Received by/Company: (Signature)	Date/Time: 2/6/24 1455	Delivered by: [ ] In-Person [ ] Courier [ ] FedEX [ ] UPS [ ] Other
Relinquished by/Company: (Signature)	Date/Time:	Received by/Company: (Signature)	Date/Time:	
Relinquished by/Company: (Signature)	Date/Time:	Received by/Company: (Signature)	Date/Time:	Page: 3 of 5

Submitting a sample via this chain of custody constitutes acknowledgment and acceptance of the Pace® Terms and Conditions found at https://www.pacelabs.com/resource-library/resource/pace-terms-and-conditions/

ENV-FRM-CORC-0019_v02_110123 ©

Pace® Location Requested (City/State):

Pace Analytical Charlotte
5800 Klockner Ave. Suite 100, Huntersville, NC 28078

CHAIN-OF-CUSTODY Analytical Request Document

Chain-of-Custody is a LEGAL DOCUMENT - Complete all relevant fields

LAB USE ONLY- Affix Workorder/Login Label Here

Scan QR Code for instructions

Company Name: Georgia Power - Bowen	Contact/Report To: Kristen Jurinko, Anthony Szwast
Street Address: 241 Ralph McGill Blvd NE, Atlanta, GA 30308	Phone #: (470) 217-0008
	E-Mail: knjurink@southernco.com
Customer Project #:	Cc E-Mail: Laura Midkiff, Ben Hodges, Mike Smiley, Noelia Gangi
Project Name: Bowen AP-1	Invoice to: Account Payable
Site Collection Info/Facility ID (as applicable):	Invoice E-mail: georgiapowerinvoices@southernco.com
	Purchase Order # (if applicable): GPC62474-0007
	Quote #:
Time Zone Collected: [ ] AK [ ] PT [ ] MT [ ] CT [X] ET	County / State origin of sample(s): Georgia
Data Deliverables: [ ] Level II [ ] Level III [ ] Level IV [ ] EQUIS [ ] Other	Regulatory Program (DW, RCRA, etc.) as applicable: Reportable [ ] Yes [ ] No
	Rush (Pre-approval required): [ ] Same Day [ ] 1 Day [ ] 2 Day [ ] 3 Day Other
	Date Results Requested:
	DW PWSID # or WW Permit # as applicable:
	Field Filtered (if applicable): [ ] Yes [ ] No
	Analysis:

* Matrix Codes (Insert in Matrix box below): Drinking Water (DW), Ground Water (GW), Wastewater (WW), Product (P), Soil/Solid (SS), Oil (OL), Wipe (WP), Tissue (TS), Bioassay (B), Vapor (V), Surface Water (SW), Sediment (SED), Sludge (SL), Caulk (CK), Leachate (LL), Biosolid (BS), Other (OT)

Specify Container Size **: 3 | 2 | 3 | 4 | 3 | 1

Identify Container Preservative Type***: 1 | 1 | 1 | 5+6 | 2 | 2

** Container Size: (1) 1L, (2) 500mL, (3) 250mL, (4) 125mL, (5) 100mL, (6) 40mL vial, (7) EnCore, (8) TerraCore, (9) 80mL, (10) Other

*** Preservative Types: (1) None, (2) HNO3, (3) H2SO4, (4) HCl, (5) NaOH, (6) Zn Acetate, (7) NaHSO4, (8) Sod. Thiosulfate, (9) Ascorbic Acid, (10) MeOH, (11) Other

Customer Sample ID	Matrix *	Comp / Grab	Composite Start Date	Composite Start Time	Collected or Composite End Date	Collected or Composite End Time	# Cont.	Residual Chlorine Result	Residual Chlorine Units	2320B Alkalinity	2540C Total Dissolved Solids	300.0-F,SO4, Cl	4500S2D Sulfide	App Metals III/IV + Major Ions	RAD 226/228	Sample Comment
BOW-BGWC-39	WG	G					7			X	X	X	X	X	X	
BOW-BGWC-40	WG	G					7			X	X	X	X	X	X	
BOW-BGWC-41D	WG	G					7			X	X	X	X	X	X	
BOW-BGWC-42D	WG	G					7			X	X	X	X	X	X	
BOW-BGWC-43D	WG	G					7			X	X	X	X	X	X	
BOW-BGWC-44D	WG	G					7			X	X	X	X	X	X	
BOW-BGWC-49D	WG	G					7			X	X	X	X	X	X	
BOW-BGWC-50D	WG	G					7			X	X	X	X	X	X	
BOW-BGWC-51	WG	G	2/5/24		2/5/24	1111	7			X	X	X	X	X	X	029
BOW-BGWC-52	WG	G			2/6/24	1335	7			X	X	X	X	X	X	030

Lab Use Only: Pro). Mgr: Sonnie Vang; Accitium / Client ID:; Table #:; Profile / Template: 16507; Prelog / Bottle Ord. ID: EZ 3057855

Preservation non-conformance identified for sample.

Additional Instructions from Pace®:
Task Code: BDW-CCR-ASSMT-2024S1

Collected By: Printed Name: Kevin Stephenson, William Lasker, Jay Stewart
Signature:
Resolute Environmental

Customer Remarks / Special Conditions / Possible Hazards:

Coolers: | Thermometer ID: | Correction Factor (°C): | Obs. Temp. (°C): | Corrected Temp. (°C): | [ ] On Ice

Relinquished by/Company: (Signature)	Date/Time:	Received by/Company: (Signature)	Date/Time:	Tracking Number:
	2/6/24 1022	Lynn Williams / Pace	2/6/24 1022	
Relinquished by/Company: (Signature)	Date/Time:	Received by/Company: (Signature)	Date/Time:	Delivered by: [ ] In-Person [ ] Courier [ ] FedEx [ ] UPS [ ] Other
Lynn Williams / Pace	2/6/24 1455		2/6/24 1455	
Relinquished by/Company: (Signature)	Date/Time:	Received by/Company: (Signature)	Date/Time:	
Relinquished by/Company: (Signature)	Date/Time:	Received by/Company: (Signature)	Date/Time:	

Page: 4 of 5

Submitting a sample via this chain of custody constitutes acknowledgment and acceptance of the Pace® Terms and Conditions found at https://www.pacelabs.com/resource-library/resource/pace-terms-and-conditions/

ENV-FRM-CORC-0019_v02_110123 ©

Pace® Location Requested (City/State):

Pace Analytical Charlotte
9800 Kincey Ave, Suite 120, Huntersville, NC 28078

CHAIN-OF-CUSTODY Analytical Request Document

Chain-of-Custody is a LEGAL DOCUMENT - Complete all relevant fields

LAB USE ONLY- Affix Workorder/Login Label Here

Scan QR Code for instructions

Company Name: Georgia Power - Bowen	Contact/Report To: Kristen Jurinko, Anthony Szwast
Street Address: 241 Ralph McGill Blvd NE, Atlanta, GA 30308	Phone #: (470) 217-0008
	E-Mail: knjurink@southernco.com
	Cc E-Mail: Laura Midkiff, Ben Hodges, Mike Smiley, Noelia Gangi
Customer Project #:	Invoice to: Account Payable
Project Name: Bowen AP-1	Invoice E-mail: georgiapowerinvoices@southernco.com
Site Collection Info/Facility ID (as applicable):	Purchase Order # (if applicable): GPC82474-0007
	Quote #:
Time Zone Collected: [ ] AK [ ] PT [ ] MT [ ] CT [X] ET	County / State origin of sample(s): Georgia
Data Deliverables: [ ] Level II [ ] Level III [ ] Level IV [ ] EQUIS [ ] Other	Regulatory Program (DW, RCRA, etc.) as applicable: Reportable [ ] Yes [ ] No
	Rush (Pre-approval required): [ ] Same Day [ ] 1 Day [ ] 2 Day [ ] 3 Day Other _____ Date Results Requested:
	DW PWSID # or WW Permit # as applicable: Field Filtered (if applicable): [ ] Yes [ ] No Analysis:

* Matrix Codes (Insert in Matrix box below): Drinking Water (DW), Ground Water (GW), Wastewater (WW), Product (P), Soil/Solid (SS), Oil (OL), Wipe (WP), Tissue (TS), Bioassay (B), Vapor (V), Surface Water (SW), Sediment (SED), Sludge (SL), Caulk (CK), Leachate (LE), Biosolid (BS), Other (OT)

Customer Sample ID	Matrix *	Comp / Grab	Composite Start Date	Composite Start Time	Collected or Composite End Date	Collected or Composite End Time	# Cont.	Residual Chlorine Result	Residual Chlorine Units	2320B Alkalinity	2540C Total Dissolved Solids	300.0-F,SO4, Cl	4500S2D Sulfide	App Metals III/IV + Major Ions	RAD 226/228	Sample Comment
BOW-AP1-FD-01	WG	G					7			X	X	X	X	X	X	
BOW-AP1-FD-02	WG	G					7			X	X	X	X	X	X	
BOW-AP1-FD-03	WG	G			2/6/24	---	7			X	X	X	X	X	X	031
BOW-AP1-FD-04	WG	G					7			X	X	X	X	X	X	
BOW-AP1-FB-03	WQ	G			2/6/24	1425	7			X	X	X	X	X	X	032
BOW-AP1-FB-	WQ	G					7			X	X	X	X	X	X	
BOW-AP1-EB-	WQ	G					7			X	X	X	X	X	X	
BOW-AP1-EB-	WQ	G					7			X	X	X	X	X	X	

Specify Container Size **: 3 2 3 4 3 1

Identify Container Preservative Type***: 1 1 1 5+6 2 2

Analysis Requested

**Container Size: (1) 1L, (2) 500mL, (3) 250mL, (4) 125mL, (5) 100mL, (6) 40mL vial, (7) EnCore, (8) TerraCore, (9) 80mL, (10) Other

*** Preservative Types: (1) None, (2) HNO3, (3) H2SO4, (4) HCl, (5) NaOH, (6) Zn Acetate, (7) NaHSO4, (8) Sod. Thiosulfate, (9) Ascorbic Acid, (10) MeOH, (11) Other

Lab Use Only: Proj. Mgr: Bonnie Vang; Acctnum / Client ID:; Table #:; Profile / Template: 18507; Prelog / Bottle Ord. ID: EZ 3057866

Preservation non-conformance identified for sample.

Additional Instructions from Pace®:
Task Code: BOW-CCR-ASSMT-2024S1

Collected By: Printed Name: Kevin Stephenson, William Lasker, Jay Stewart
Signature:

Results Environmental

Customer Remarks / Special Conditions / Possible Hazards:

Coolers: Thermometer ID: Correction Factor (°C): Obs. Temp. (°C): Corrected Temp. (°C): [ ] On Ice

Relinquished by/Company: (Signature)	Date/Time:	Received by/Company: (Signature)	Date/Time:	Tracking Number:
Relinquished by/Company: (Signature) Ryan Williams / Pace	Date/Time: 2/6/24 1455	Received by/Company: (Signature)	Date/Time: 2/6/24 1455	Delivered by: [ ] In-Person [ ] Courier [ ] FedEX [ ] UPS [ ] Other
Relinquished by/Company: (Signature)	Date/Time:	Received by/Company: (Signature)	Date/Time:	
Relinquished by/Company: (Signature)	Date/Time:	Received by/Company: (Signature)	Date/Time:	Page: 5 of 5

Submitting a sample via this chain of custody constitutes acknowledgment and acceptance of the Pace® Terms and Conditions found at https://www.pacelabs.com/resource-library/resource/pace-terms-and-conditions/

ENV-FRM-CORO-0019_v02_110123

Pace® Location Requested (City/State):

Pace Analytical Charlotte
5800 Kinsey Ave. Suite 300, Huntersville, NC 28078

CHAIN-OF-CUSTODY Analytical Request Document

Chain-of-Custody is a LEGAL DOCUMENT - Complete all relevant fields

LAB USE ONLY- Affix Workorder/Login Label Here

Scan QR Code for instructions

Company Name: Georgia Power - Bowen
Street Address: 241 Ralph McGill Blvd NE, Atlanta, GA 30308
Customer Project #:
Project Name: Bowen AP-1
Site Collection Info/Facility ID (as applicable):

Contact/Report To: Kristen Jurinko, Anthony Szwast
Phone #: (470) 217-0008
E-Mail: knjurink@southernco.com
Cc E-Mail: Laura Midkiff, Ben Hodges, Mike Smilley, Noelia Gangi
Invoice to: Account Payable
Invoice E-mail: georgiapowerinvoices@southernco.com
Purchase Order # (if applicable): GPC82474-0007
Quote #:
County / State origin of sample(s): Georgia

Time Zone Collected: [ ] AK [ ] PT [ ] MT [ ] CT [X] ET

Data Deliverables: [ ] Level II [ ] Level III [ ] Level IV [ ] EQUIS [ ] Other

Regulatory Program (DW, RCRA, etc.) as applicable: Reportable [ ] Yes [ ] No

Rush (Pre-approval required): [ ] Same Day [ ] 1 Day [ ] 2 Day [ ] 3 Day Other
Date Results Requested:

DW PWSID # or WW Permit # as applicable:
Field Filtered (if applicable): [ ] Yes [ ] No
Analysis:

Specify Container Size **: 3, 2, 3, 4, 3, 1
Identify Container Preservative Type***: 1, 1, 1, 5+6, 2, 2
Analysis Requested

** Container Size: (1) 1L, (2) 500mL, (3) 250mL, (4) 125mL, (5) 100mL, (6) 40mL vial, (7) EnCore, (8) TerraCore, (9) 90mL, (10) Other
*** Preservative Types: (1) None, (2) HNO3, (3) H2SO4, (4) HCL, (5) NaOH, (6) Zn Acetate, (7) NaHSO4, (8) Sod. Thiosulfate, (9) Ascorbic Acid, (10) MeOH, (11) Other

Lab Use Only
Proj. Mgr: Bonnie Vang
AcctNum / Client ID:
Table #:
Profile / Template: 16507
Prelog / Bottle Ord. ID: EZ 3057855

* Matrix Codes (Insert in Matrix box below): Drinking Water (DW), Ground Water (GW), Wastewater (WW), Product (P), Soil/Solid (SS), Oil (OL), Wipe (WP), Tissue (TS), Bioassay (B), Vapor (V), Surface Water (SW), Sediment (SED), Sludge (SL), Caulk (CX), Leachate (LL), Biosolid (BS), Other (OT)

Customer Sample ID	Matrix *	Comp / Grab	Composite Start Date	Composite Start Time	Collected or Composite End Date	Collected or Composite End Time	# Cont.	Residual Chlorine Result	Residual Chlorine Units	2320B Alkalinity	2540C Total Dissolved Solids	300.0-F,SO4, Cl	4500S2D Sulfide	App Metals III/IV + Major Ions	RAD 226/228					Sample Comment	Preservation non-conformance identified for sample
BOW-AP1-FD-01	WG	G					7			X	X	X	X	X	X						
BOW-AP1-FD-02	WG	G			2/2/24	—	7			X	X	X	X	X	X					033	
BOW-AP1-FD-03	WG	G					7			X	X	X	X	X	X						
BOW-AP1-FD-04	WG	G					7			X	X	X	X	X	X						
BOW-AP1-FB-	WQ	G					7			X	X	X	X	X	X						
BOW-AP1-FB-	WQ	G					7			X	X	X	X	X	X						
BOW-AP1-EB-	WQ	G					7			X	X	X	X	X	X						
BOW-AP1-EB-	WQ	G					7			X	X	X	X	X	X						

Additional Instructions from Pace®:
Task Code: BOW-CCR-ASSMT-2024S1

Collected By: Kevin Stephenson, William Leaker, Jay Siewert
Printed Name
Signature
Resolute Environmental

Customer Remarks / Special Conditions / Possible Hazards:

Coolers: Thermometer ID: Correction Factor (°C): Obs. Temp. (°C): Corrected Temp. (°C): [ ] On Ice

Relinquished by/Company: (Signature)	Date/Time:	Received by/Company: (Signature)	Date/Time:	Tracking Number:
[signature]	2/6/24 1022	Ryan Williams / Pace	2/6/24 1022	
Ryan Williams / Pace	2/6/24 1455	[signature]	2/6/24 1455	Delivered by: [ ] In-Person [ ] Courier
				[ ] FedEX [ ] UPS [ ] Other
				Page: 5 of 5

Submitting a sample via this chain of custody constitutes acknowledgment and acceptance of the Pace® Terms and Conditions found at https://www.pacelabs.com/resource-library/resource/pace-terms-and-conditions/

ENV-FRM-CORO-0019_v02_110123 ©

DC#_Title: ENV-FRM-HUN1-0083 v03_Sample Condition Upon Receipt

Effective Date: 12/01/2023

Laboratory receiving samples:

Asheville ☐ Eden ☐ Greenwood ☐ Huntersville ☐ Raleigh ☐ Mechanicsville ☐ Atlanta ☑ Kernersville ☐

Sample Condition Upon Receipt

Client Name: GA Power

Project #:

Courier: ☐ Commercial ☐ Fed Ex ☑ Pace ☐ UPS ☐ USPS ☐ Other:____ ☐ Client

Custody Seal Present? ☑ Yes ☐ No **Seals Intact?** ☑ Yes ☐ No ☐ N/A

Date/Initials Person Examining Contents: 7/9 /24 SM

Packing Material: ☑ Bubble Wrap ☐ Bubble Bags ☐ None ☐ Other

Biological Tissue Frozen? ☐ Yes ☐ No ☑ N/A

Thermometer: ☑ IR Gun ID: 230

Type of Ice: ☑ Wet ☐ Blue ☐ None

Cooler Temp: 2.0 **Correction Factor:** Add/Subtract (°C): -0.1

Temp should be above freezing to 6°C

☐ Samples out of temp criteria. Samples on ice, cooling process has begun

Cooler Temp Corrected (°C): 2.1

USDA Regulated Soil (☐ N/A, water sample)

Did samples originate in a quarantine zone within the United States: CA, NY, or SC (check maps)? ☐ Yes ☐ No

Did samples originate from a foreign source (internationally, including Hawaii and Puerto Rico)? ☐ Yes ☐ No

				Comments/Discrepancy:
Chain of Custody Present?	☑ Yes	☐ No	☐ N/A	1.
Samples Arrived within Hold Time?	☑ Yes	☐ No	☐ N/A	2.
Short Hold Time Analysis (<72 hr.)?	☐ Yes	☑ No	☐ N/A	3.
Rush Turn Around Time Requested?	☐ Yes	☑ No	☐ N/A	4.
Sufficient Volume?	☑ Yes	☐ No	☐ N/A	5.
Correct Containers Used?	☑ Yes	☐ No	☐ N/A	6.
-Pace Containers Used?	☑ Yes	☐ No	☐ N/A	
Containers Intact?	☑ Yes	☐ No	☐ N/A	7.
Dissolved analysis: Samples Field Filtered?	☐ Yes	☐ No	☑ N/A	8.
Sample Labels Match COC? -Includes Date/Time/ID/Analysis Matrix: W	☑ Yes	☐ No	☐ N/A	9.
Headspace in VOA Vials (>5-6mm)?	☐ Yes	☐ No	☑ N/A	10.
Trip Blank Present?	☐ Yes	☐ No	☑ N/A	11.
Trip Blank Custody Seals Present?	☐ Yes	☐ No	☑ N/A	

COMMENTS/SAMPLE DISCREPANCY

Field Data Required? ☐ Yes ☐ No

Lot ID of split containers:

CLIENT NOTIFICATION/RESOLUTION

Person contacted: _____ Date/Time: _____

Project Manager SCURF Review: _____ **Date:** _____

Project Manager SRF Review: _____ **Date:** _____

Qualtrax ID: 69614

***Check mark top half of box if pH and/or dechlorination is verified and within the acceptance range for preservation samples.**

Exceptions: VOA, Coliform, TOC, Oil and Grease, DRO/8015 (water) DOC, LLHg

****Bottom half of box is to list number of bottles**

*****Check all unpreserved Nitrates for chlorine**

Project #

Item#	BP4U-125 mL Plastic Unpreserved (N/A) (Cl-)	BP3U-250 mL Plastic Unpreserved (N/A)	BP2U-500 mL Plastic Unpreserved (N/A)	BP1U-1 liter Plastic Unpreserved (N/A)	BP4S-125 mL Plastic H2SO4 (pH < 2) (Cl-)	BP3N-250 mL plastic HNO3 (pH < 2)	BP4Z-125 mL Plastic ZN Acetate & NaOH (>9)	BP4B-125 mL Plastic NaOH (pH > 12) (Cl-)	WGFU-Wide-mouthed Glass jar Unpreserved	AG1U-1 liter Amber Unpreserved (N/A) (Cl-)	AG1H-1 liter Amber HCl (pH < 2)	AG3U-250 mL Amber Unpreserved (N/A) (Cl-)	AG1S-1 liter Amber H2SO4 (pH < 2)	AG3S-250 mL Amber H2SO4 (pH < 2)	DG9A-40 mL Amber NH4Cl (N/A)(Cl-)	DG9H-40 mL VOA HCl (N/A)	VG9T-40 mL VOA Na2S2O3 (N/A)	VG9U-40 mL VOA Unpreserved (N/A)	DG9V-40 mL VOA H3PO4 (N/A)	KP7U-50 mL Plastic Unpreserved (N/A)	V/GK (3 vials per kit)-VPH/Gas kit (N/A)	SP5T-125 mL Sterile Plastic (N/A – lab)	SP2T-250 mL Sterile Plastic (N/A – lab)	BPN 1-17	BP3R-250 mL Plastic (NH2)2SO4 (9.3-9.7)	AG0U-100 mL Amber Unpreserved (N/A) (Cl-)	VSGU-20 mL Scintillation vials (N/A)	DG9U-40 mL Amber Unpreserved vials (N/A)
1		2																							2				
2		2																							2				
3		2																							2				
4		2																							2				
5		2																							2				
6		2																							2				
7		2																							2				
8		2																							2				
9		2																							2				
10		2																							2				
11		2																							2				
12		2																							2				

pH Adjustment Log for Preserved Samples

Sample ID	Type of Preservative	pH upon receipt	Date preservation adjusted	Time preservation adjusted	Amount of Preservative added	Lot #

Note: Whenever there is a discrepancy affecting North Carolina compliance samples, a copy of this form will be sent to the North Carolina DENR Certification Office (i.e. Out of hold, incorrect preservative, out of temp, incorrect containers.

Pace® Location Requested (City/State):

Pace Analytical Charlotte
9800 Kincey Ave, Suite 100, Huntersville, NC 28078

CHAIN-OF-CUSTODY Analytical Request Document

Chain-of-Custody is a LEGAL DOCUMENT - Complete all relevant fields

LAB USE ONLY- Affix Workorder/Login Label Here

Scan QR Code for Instructions

Company Name: Georgia Power - Bowen	Contact/Report To: Kristen Junnko, Anthony Szwast
Street Address: 241 Ralph McGill Blvd NE, Atlanta, GA 30308	Phone #: (470) 217-0008
	E-Mail: knjunnk@southernco.com
Customer Project #:	Cc E-Mail: Laura Midkiff, Ben Hodges, Mike Smiley, Noelle Gangi
Project Name: Bowen AP-1	Invoice to: Account Payable
Site Collection Info/Facility ID (as applicable):	Invoice E-mail: georgiapowerinvoices@southernco.com
	Purchase Order # (if applicable): GPC62474-0007
Time Zone Collected: [ ] AK [ ] PT [ ] MT [ ] CT [X] ET	Quote #:
Date Deliverables: [ ] Level II [ ] Level III [ ] Level IV [ ] EQUIS [ ] Other	County / State origin of sample(s): Georgia
	Regulatory Program (DW, RCRA, etc.) as applicable: Reportable [ ] Yes [ ] No
	Rush (Pre-approval required): [ ] Same Day [ ] 1 Day [ ] 2 Day [ ] 3 Day Other ____ Date Results Requested:
	DW PWSID # or WW Permit # as applicable: Field Filtered (if applicable): [ ] Yes [ ] No Analysis:

* Matrix Codes (Insert in Matrix box below): Drinking Water (DW), Ground Water (GW), Wastewater (WW), Product (P), Soil/Solid (SS), Oil (OL), Wipe (WP), Tissue (TS), Bioassay (B), Vapor (V), Surface Water (SW), Sediment (SED), Sludge (SL), Caulk (CK), Leachate (LL), Biosolid (BS), Other (OT)

Specify Container Size **: 3 | 2 | 3 | 4 | 3 | 1

Identify Container Preservative Type***: 1 | 1 | 1 | 5+6 | 2 | 2

** Container Size: (1) 1L, (2) 500mL, (3) 250mL, (4) 125mL, (5) 100mL, (6) 40mL vial, (7) EnCore, (8) TerraCore, (9) 5035, (10) Other

*** Preservative Types: (1) None, (2) HNO3, (3) H2SO4, (4) HCl, (5) NaOH, (6) Zn Acetate, (7) NaHSO4, (8) Sod. Thiosulfate, (9) Ascorbic Acid, (10) MeOH, (11) Other

Customer Sample ID	Matrix *	Comp / Grab	Composite Start Date	Composite Start Time	Collected or Composite End Date	Collected or Composite End Time	# Cont.	Residual Chlorine Result	Residual Chlorine Units	2320B Alkalinity	2540C Total Dissolved Solids	300.0-F,SO4, Cl	4500S2D Sulfide	App Metals III/IV + Major Ions	RAD 226/228	Sample Comment
BOW-BGWA-2	WG	G					7			X	X	X	X	X	X	
BOW-BGWA-29	WG	G					7			X	X	X	X	X	X	
BOW-BGWA-33	WG	G					7			X	X	X	X	X	X	
BOW-BGWA-47D	WG	G			2/9/24	1025	7			X	X	X	X	X	X	034
BOW-BGWA-48D	WG	G					7			X	X	X	X	X	X	
BOW-BGWC-7	WG	G					7			X	X	X	X	X	X	
BOW-BGWC-8	WG	G					7			X	X	X	X	X	X	
BOW-BGWC-9	WG	G					7			X	X	X	X	X	X	
BOW-BGWC-10	WG	G					7			X	X	X	X	X	X	
BOW-BGWC-12	WG	G					7			X	X	X	X	X	X	

Lab Use Only: Proj. Mgr: Bonnie Vang; Acct.Num / Client ID:; Table #:; Profile / Template: 16507; Prelog / Bottle Ord. ID: EZ 3057855

Preservation non-conformance identified for sample.

Additional Instructions from Pace®:
Task Code: BOW-CCR-ASSMT-2024S1

Collected By: Printed Name: Kevin Stephenson, William Leaker, Jay Stewart
Signature:
Resolute Environmental

Customer Remarks / Special Conditions / Possible Hazards:

Coolers: | Thermometer ID: | Correction Factor (°C): | Obs. Temp. (°C): | Corrected Temp. (°C): | [ ] On Ice

Relinquished by/Company: (Signature)	Date/Time:	Received by/Company: (Signature)	Date/Time:	Tracking Number:
	2/9/24 1247	Ryan Williams / Pace	2/9/24 1247	
Relinquished by/Company: (Signature) Ryan Williams / Pace	2/9/24 1635	Received by/Company: (Signature)	2/9 4535	Delivered by: [ ] In-Person [ ] Courier [ ] FedEx [ ] UPS [ ] Other
Relinquished by/Company: (Signature)	Date/Time:	Received by/Company: (Signature)	Date/Time:	
Relinquished by/Company: (Signature)	Date/Time:	Received by/Company: (Signature)	Date/Time:	Page: 1 of 5

Submitting a sample via this chain of custody constitutes acknowledgment and acceptance of the Pace® Terms and Conditions found at https://www.pacelabs.com/resource-library/resource/pace-terms-and-conditions/

Pace® Location Requested (City/State):

Pace Analytical: Charlotte
9800 Kincey Ave. Suite 100, Huntersville, NC 28078

CHAIN-OF-CUSTODY Analytical Request Document

Chain-of-Custody is a LEGAL DOCUMENT – Complete all relevant fields

LAB USE ONLY- Affix Workorder/Login Label Here

Scan QR Code for Instructions

Company Name: Georgia Power - Bowen

Street Address: 241 Ralph McGill Blvd NE, Atlanta, GA 30308

Customer Project #:

Project Name: Bowen AP-1

Site Collection Info/Facility ID (as applicable):

Contact/Report To: Kristen Jurinko, Anthony Szwast

Phone #: (470) 217-0008

E-Mail: knjurink@southernco.com

Cc E-Mail: Laura Midkiff, Ben Hodges, Mike Smilley, Noelia Gangi

Invoice to: Account Payable

Invoice E-mail: georgiapowerinvoices@southernco.com

Purchase Order # (if applicable): GPC82474-0007

Quote #:

Time Zone Collected: [ ] AK [ ] PT [ ] MT [ ] CT [X] ET

County / State origin of sample(s): Georgia

Data Deliverables: [ ] Level II [ ] Level III [ ] Level IV [ ] EQUIS [ ] Other

Regulatory Programs (DW, RCRA, etc.) as applicable: Reportable [ ] Yes [ ] No

Rush (Pre-approval required): [ ] Same Day [ ] 1 Day [ ] 2 Day [ ] 3 Day Other

Data Results Requested:

DW PWSID # or WW Permit # as applicable:

Field Filtered (if applicable): [ ] Yes [ ] No

Analysis:

Specify Container Size**: 3 | 2 | 3 | 4 | 3 | 1

Identify Container Preservative Type***: 1 | 1 | 1 | 5+6 | 2 | 2

Analysis Requested

**Container Size: (1) 1L, (2) 500mL, (3) 250mL, (4) 125mL, (5) 100mL, (6) 40mL vial, (7) EnCore, (8) TerraCore, (9) Kows, (10) Other

*** Preservative Types: (1) None, (2) HNO3, (3) H2SO4, (4) HCl, (5) NaOH, (6) Zn Acetate, (7) NaHSO4, (8) Sod. Thiosulfate, (9) Ascorbic Acid, (10) MeOH, (11) Other

* Matrix Codes (Insert in Matrix box below): Drinking Water (DW), Ground Water (GW), Wastewater (WW), Product (P), Soil/Solid (SS), Oil (OL), Wipe (WP), Tissue (TS), Bioassay (B), Vapor (V), Surface Water (SW), Sediment (SED), Sludge (SL), Caulk (CK), Leachate (LL), Biosolid (BS), Other (OT)

Customer Sample ID	Matrix*	Comp / Grab	Composite Start Date	Composite Start Time	Collected or Composite End Date	Collected or Composite End Time	# Cont.	Residual Chlorine Result	Residual Chlorine Units	2320B Alkalinity	2540C Total Dissolved Solids	300.0-F,SO4, Cl	4500S2D Sulfide	App Metals III/IV + Major Ions	RAD 228/228
BOW-BGWA-2	WG	G			2/8/24	1213	7			X	X	X	X	X	X
BOW-BGWA-29	WG	G					7			X	X	X	X	X	X
BOW-BGWA-33	WG	G					7			X	X	X	X	X	X
BOW-BGWA-47D	WG	G					7			X	X	X	X	X	X
BOW-BGWA-48D	WG	G					7			X	X	X	X	X	X
BOW-BGWC-7	WG	G					7			X	X	X	X	X	X
BOW-BGWC-8	WG	G					7			X	X	X	X	X	X
BOW-BGWC-9	WG	G					7			X	X	X	X	X	X
BOW-BGWC-10	WG	G					7			X	X	X	X	X	X
BOW-BGWC-12	WG	G					7			X	X	X	X	X	X

Lab Use Only

Proj. Mgr: Bonnie Vang

Acct Num / Client ID:

Table #:

Profile / Template: 16507

Prelog / Bottle Ord. ID: EZ 3057855

Sample Comment: 035

Preservation non-conformance identified for sample.

Additional Instructions from Pace®:

Task Code: BOW-CCR-ASSMT-2024S1

Collected By: Printed Name: Kevin Stephenson, William Lasker, Jay Siewert

Signature:

Residue Environmental

Customer Remarks / Special Conditions / Possible Hazards:

Coolers: Thermometer ID: Correction Factor (°C): Obs. Temp. (°C): Corrected Temp. (°C): [ ] On Ice

Relinquished by/Company: (Signature)	Date/Time:	Received by/Company: (Signature)	Date/Time:	Tracking Number:
	2/9/24 1247	Pace	2/9/24 1247	
Relinquished by/Company: (Signature)	Date/Time:	Received by/Company: (Signature)	Date/Time:	Delivered by: [ ] In-Person [ ] Courier [ ] FedEX [ ] UPS [ ] Other
Pace	2/9/24 1635		2/9/24 1535	
Relinquished by/Company: (Signature)	Date/Time:	Received by/Company: (Signature)	Date/Time:	
Relinquished by/Company: (Signature)	Date/Time:	Received by/Company: (Signature)	Date/Time:	Page: 1 of 6

Submitting a sample via this chain of custody constitutes acknowledgment and acceptance of the Pace® Terms and Conditions found at https://www.pacelabs.com/resource-library/resource/pace-terms-end-conditions/

Pace® Location Requested (City/State):

Pace Analytical Charlotte
9800 Kinsey Ave. Suite 100, Huntersville, NC 28078

CHAIN-OF-CUSTODY Analytical Request Document

Chain-of-Custody is a LEGAL DOCUMENT - Complete all relevant fields

LAB USE ONLY- Affix Workorder/Login Label Here

Scan QR Code for instructions

Company Name: Georgia Power - Bowen
Street Address: 241 Ralph McGill Blvd NE, Atlanta, GA 30308
Customer Project #:
Project Name: Bowen AP-1
Site Collection Info/Facility ID (as applicable):

Contact/Report To: Kristen Jurinko, Anthony Szwast
Phone #: (470) 217-0008
E-Mail: knjurink@southernco.com
Cc E-Mail: Laura Midkiff, Ben Hodges, Mike Smilley, Noelia Gangi
Invoice to: Account Payable
Invoice E-mail: georgiapowerinvoices@southernco.com
Purchase Order # (if applicable): GPC82474-0007
Quote #:

Time Zone Collected: [ ] AK [ ] PT [ ] MT [ ] CT [X] ET
County / State origin of sample(s): Georgia

Data Deliverables: [ ] Level II [ ] Level III [ ] Level IV [ ] EQUIS [ ] Other

Regulatory Program (DW, RCRA, etc.) as applicable: Reportable [ ] Yes [ ] No

Rush (Pre-approval required): [ ] Same Day [ ] 1 Day [ ] 2 Day [ ] 3 Day Other
Date Results Requested:

DW PWSID # or WW Permit # as applicable:
Field Filtered (if applicable): [ ] Yes [ ] No
Analysis:

Specify Container Size**: 3 | 2 | 3 | 4 | 3 | 1
Identify Container Preservative Type***: 1 | 1 | 1 | 5+6 | 2 | 2
Analysis Requested

**Container Size: (1) 1L, (2) 500mL, (3) 250mL, (4) 125mL, (5) 100mL, (6) 40mL vial, (7) EnCore, (8) TerraCore, (9) 90mL, (10) Other

***Preservative Types: (1) None, (2) HNO3, (3) H2SO4, (4) HCl, (5) NaOH, (6) Zn Acetate, (7) NaHSO4, (8) Sod. Thiosulfate, (9) Ascorbic Acid, (10) MeOH, (11) Other

Lab Use Only
Proj. Mgr: Bonnie Vang
AcctNum / Client ID:
Table #:
Profile / Template: 16507
Prelog / Bottle Ord. ID: EZ 3057855

Preservation non-conformance identified for sample.

* Matrix Codes (insert in Matrix box below): Drinking Water (DW), Ground Water (GW), Wastewater (WW), Product (P), Soil/Solid (SS), Oil (OL), Wipe (WP), Tissue (TS), Bioassay (B), Vapor (V), Surface Water (SW), Sediment (SED), Sludge (SL), Caulk (CK), Leachate (LE), Biosolid (BS), Other (OT)

Customer Sample ID	Matrix*	Comp / Grab	Composite Start Date	Composite Start Time	Collected or Composite End Date	Collected or Composite End Time	# Cont.	Residual Chlorine Result	Residual Chlorine Units	2320B Alkalinity	2540C Total Dissolved Solids	300.0-F,SO4, Cl	4500S2D Sulfide	App Metals III/IV + Major Ions	RAD 226/228	Sample Comment
BOW-BGWC-14A	WG	G					7			X	X	X	X	X	X	
BOW-BGWC-16	WG	G					7			X	X	X	X	X	X	
BOW-BGWC-17	WG	G					7			X	X	X	X	X	X	
BOW-BGWC-18	WG	G					7			X	X	X	X	X	X	
BOW-BGWC-19	WG	G					7			X	X	X	X	X	X	
BOW-BGWC-20	WG	G					7			X	X	X	X	X	X	
BOW-BGWC-21	WG	G					7			X	X	X	X	X	X	
BOW-BGWC-22	WG	G			2/8/24	1233	7			X	X	X	X	X	X	
BOW-BGWC-23	WG	G			2/8/24	1429	7			X	X	X	X	X	X	036
BOW-BGWC-24	WG	G					7			X	X	X	X	X	X	037

Additional Instructions from Pace®:
Task Code: BOW-CCR-ASSMT-2024S1

Collected By: Kevin Stephenson, William Leaker, Jay Siewert
Printed Name
Signature
Resolute Environmental

Customer Remarks / Special Conditions / Possible Hazards:

Coolers: Thermometer ID: Correction Factor (°C): Obs. Temp. (°C): Corrected Temp. (°C): [ ] On Ice

Relinquished by/Company: (Signature)	Date/Time:	Received by/Company: (Signature)	Date/Time:
[signature]	2/9/24 1247	Ryan Williams / Pace	2/9/24 1247
Ryan Williams / Pace	2/9/24 1635	[signature]	2/9 1535

Tracking Number:
Delivered by: [ ] In-Person [ ] Courier [ ] FedEx [ ] UPS [ ] Other

Submitting a sample via this chain of custody constitutes acknowledgment and acceptance of the Pace® Terms and Conditions found at https://www.pacelabs.com/resource-library/resource/pace-terms-and-conditions/

ENV-FRM-CORQ-0019_v02_110123

Pace® Location Requested (City/State):

Pace Analytical Charlotte
5800 Kincey Ave. Suite 100, Huntersville, NC 28078

CHAIN-OF-CUSTODY Analytical Request Document

Chain-of-Custody is a LEGAL DOCUMENT - Complete all relevant fields

LAB USE ONLY- Affix Workorder/Login Label Here

Scan QR Code for instructions

Company Name: Georgia Power - Bowen	Contact/Report To: Kristen Jurinko, Anthony Szwast
Street Address: 241 Ralph McGill Blvd NE, Atlanta, GA 30308	Phone #: (470) 217-0008
	E-Mail: knjurink@southernco.com
Customer Project #:	Cc E-Mail: Laura Midkiff, Ben Hodges, Mike Smitley, Noolia Gangi
Project Name: Bowen AP-1	Invoice to: Account Payable
Site Collection Info/Facility ID (as applicable):	Invoice E-mail: georgiapowerinvoices@southernco.com
	Purchase Order # (if applicable): GPC82474-0007
	Quote #:
Time Zone Collected: [ ] AK [ ] PT [ ] MT [ ] CT [X] ET	County / State origin of sample(s): Georgia
Data Deliverables: [ ] Level II [ ] Level III [ ] Level IV [ ] EQUIS [ ] Other	Regulatory Program (DW, RCRA, etc.) as applicable: Reportable [ ] Yes [ ] No
	Rush (Pre-approval required): [ ] Same Day [ ] 1 Day [ ] 2 Day [ ] 3 Day Other Date Results Requested:
	DW PWSID # or WW Permit # as applicable:
	Field Filtered (if applicable): [ ] Yes [ ] No Analysis:

Specify Container Size **: 3 | 2 | 3 | 4 | 3 | 1

Identify Container Preservative Type***: 2 | 1 | 1 | 5+6 | 2 | 2

** Container Size: (1) 1L, (2) 500mL, (3) 250mL, (4) 125mL, (5) 100mL, (6) 40mL vial, (7) EnCore, (8) TerraCore, (9) 90mL, (10) Other

*** Preservative Types: (1) None, (2) HNO3, (3) H2SO4, (4) HCl, (5) NaOH, (6) Zn Acetate, (7) NaHSO4, (8) Sod. Thiosulfate, (9) Ascorbic Acid, (10) MeOH, (11) Other

Analysis Requested

Customer Sample ID	Matrix *	Comp / Grab	Composite Start Date	Composite Start Time	Collected or Composite End Date	Collected or Composite End Time	# Cont.	Residual Chlorine Results	Residual Chlorine Units	2320B Alkalinity	2540C Total Dissolved Solids	300.0-F,SO4, Cl	4500S2D Sulfide	App Metals III/IV + Major Ions	RAD 226/228	Lab Use Only	Sample Comment	Preservation non-conformance identified for sample
BOW-BGWC-25	WG	G					7			X	X	X	X	X	X			
BOW-BGWC-30	WG	G			2/6/24	19:19	7			X	X	X	X	X	X			
BOW-BGWA-6	WG	G					7			X	X	X	X	X	X		038	
BOW-BGWC-31	WG	G					7			X	X	X	X	X	X			
BOW-BGWC-32	WG	G					7			X	X	X	X	X	X			
BOW-BGWC-34D	WG	G					7			X	X	X	X	X	X			
BOW-BGWC-35D	WG	G					7			X	X	X	X	X	X			
BOW-BGWC-36D	WG	G					7			X	X	X	X	X	X			
BOW-BGWC-37D	WG	G					7			X	X	X	X	X	X			
BOW-BGWC-38D	WG	G			2/6/24	16:07	7			X	X	X	X	X	X		039	

Lab Use Only: Proj. Mgr: Bonnie Vang; Acct.Num / Client ID:; Table #:; Profile / Template: 16507; Prelog / Bottle Ord. ID: EZ 3057855

* Matrix Codes (Insert in Matrix box below): Drinking Water (DW), Ground Water (GW), Wastewater (WW), Product (P), Soil/Solid (SS), Oil (OL), Wipe (WP), Tissue (TS), Bioassay (B), Vapor (V), Surface Water (SW), Sediment (SED), Sludge (SL), Caulk (CK), Leachate (LL), Biosolid (BS), Other (OT)

Additional Instructions from Pace® :
Task Code: BOW-CCR-ASSMT-2024S1

Collected By:
Printed Name: Kevin Stephenson, William Leaker, Jay Stewart
Signature:
Possible Environmental

Customer Remarks / Special Conditions / Possible Hazards:

Coolers: | Thermometer ID: | Correction Factor (°C): | Obs. Temp. (°C): | Corrected Temp. (°C): | [ ] On Ice

Relinquished by/Company: (Signature)	Date/Time: 2/9/24 1247	Received by/Company: (Signature)	Date/Time: 2/9/24 1247	Tracking Number:
Relinquished by/Company: (Signature)	Date/Time: 2/9/24 1835	Received by/Company: (Signature)	Date/Time: 2/9 1835	Delivered by: [ ] In-Person [ ] Courier [ ] FedEX [ ] UPS [ ] Other
Relinquished by/Company: (Signature)	Date/Time:	Received by/Company: (Signature)	Date/Time:	Page: 3 of 5

Submitting a sample via this chain of custody constitutes acknowledgment and acceptance of the Pace® Terms and Conditions found at https://www.pacelabs.com/resource-library/resource/pace-terms-and-conditions/

Pace® Location Requested (City/State):

Pace Analytical Charlotte
5909 Kinsey Ave, Suite 108, Huntersville, NC 28078

CHAIN-OF-CUSTODY Analytical Request Document

Chain-of-Custody is a LEGAL DOCUMENT - Complete all relevant fields

LAB USE ONLY- Affix Workorder/Login Label Here

Scan QR Code for Instructions

Company Name: Georgia Power - Bowen	Contact/Report To: Kristen Jurinko, Anthony Szwast
Street Address: 241 Ralph McGill Blvd NE, Atlanta, GA 30308	Phone #: (470) 217-0008
	E-Mail: lmjurink@southernco.com
Customer Project #:	Cc E-Mail: Laura Midkiff, Ben Hodges, Mike Smilley, Noelia Gangi
Project Name: Bowen AP-1	Invoice to: Account Payable
Site Collection Info/Facility ID (as applicable):	Invoice E-mail: georgiapowerinvoices@southernco.com
	Purchase Order # (if applicable): GPC82474-0007
	Quote #:
Time Zone Collected: [ ] AK [ ] PT [ ] MT [ ] CT [X] ET	County / State origin of sample(s): Georgia
Data Deliverables: [ ] Level II [ ] Level III [ ] Level IV [ ] EQUIS [ ] Other	Regulatory Program (DW, RCRA, etc.) as applicable: Reportable [ ] Yes [ ] No
	Rush (Pre-approval required): [ ] Same Day [ ] 1 Day [ ] 2 Day [ ] 3 Day Other
	Data Results Requested:
	DW PWSID # or WW Permit # as applicable:
	Field Filtered (if applicable): [ ] Yes [ ] No
	Analysis:

Specify Container Size **: 3 2 8 4 3 1

Identify Container Preservative Type***: 1 1 1 5+8 2 2

**Container Size: (1) 1L, (2) 500mL, (3) 250mL, (4) 125mL, (5) 100mL, (6) 40mL vial, (7) EnCore, (8) TerraCore, (9) 5035, (10) Other

*** Preservative Types: (1) None, (2) HNO3, (3) H2SO4, (4) HCl, (5) NaOH, (6) Zn Acetate, (7) NaHSO4, (8) Sod. Thiosulfate, (9) Ascorbic Acid, (10) MeOH, (11) Other

* Matrix Codes (Insert in Matrix box below): Drinking Water (DW), Ground Water (GW), Wastewater (WW), Product (P), Soil/Solid (SS), Oil (OL), Wipe (WP), Tissue (TS), Bioassay (B), Vapor (V), Surface Water (SW), Sediment (SED), Sludge (SL), Caulk (CK), Leachate (LI), Biosolid (BS), Other (OT)

Customer Sample ID	Matrix *	Comp / Grab	Composite Start Date	Composite Start Time	Collected or Composite End Date	Collected or Composite End Time	# Cont.	Residual Chlorine Result	Residual Chlorine Units	2320B Alkalinity	2540C Total Dissolved Solids	300.0-F,SO4, Cl	4500S2D Sulfide	App Metals III/IV + Major Ions	RAD 226/228	Sample Comment
BOW-BGWC-25	WG	G					7			X	X	X	X	X	X	
BOW-BGWC-30	WG	G					7			X	X	X	X	X	X	
BOW-BGWA-6	WG	G					7			X	X	X	X	X	X	
BOW-BGWC-31	WG	G					7			X	X	X	X	X	X	
BOW-BGWC-32	WG	G					7			X	X	X	X	X	X	
BOW-BGWC-34D	WG	G					7			X	X	X	X	X	X	
BOW-BGWC-35D	WG	G			2/7/24	0857	7			X	X	X	X	X	X	
BOW-BGWC-36D	WG	G					7			X	X	X	X	X	X	640
BOW-BGWC-37D	WG	G			2/7/24	1317	7			X	X	X	X	X	X	
BOW-BGWC-38D	WG	G					7			X	X	X	X	X	X	641

Lab Use Only

Proj. Mgr: Bonnie Vang

Acct Nam / Client ID:

Table #:

Profile / Template: 16507

Prelog / Bottle Ord. ID: EZ 3057855

Preservation non-conformance identified for sample.

Additional Instructions from Pace®:

Task Code: BOW-CCR-ASSMT-2024S1

Collected By: Printed Name: Kevin Stephenson, William Lasker, Jay Stewart

Signature:

Resolute Environmental

Customer Remarks / Special Conditions / Possible Hazards:

# Coolers:	Thermometer ID:	Correction Factor (°C):	Obs. Temp. (°C):	Corrected Temp. (°C):	[ ] On Ice

Relinquished by/Company: (Signature)	Date/Time:	Received by/Company: (Signature)	Date/Time:	Tracking Number:
	2/9/24 1247	Pace	2/9/24 1247	
Relinquished by/Company: (Signature)	Date/Time:	Received by/Company: (Signature)	Date/Time:	Delivered by: [ ] In-Person [ ] Courier
Pace	2/9/24 1535		2/9 1535	[ ] FedEX [ ] UPS [ ] Other
Relinquished by/Company: (Signature)	Date/Time:	Received by/Company: (Signature)	Date/Time:	
				Page: 3 of 5
Relinquished by/Company: (Signature)	Date/Time:	Received by/Company: (Signature)	Date/Time:	

Submitting a sample via this chain of custody constitutes acknowledgment and acceptance of the Pace® Terms and Conditions found at https://www.pacelabs.com/resource-library/resource/pace-terms-and-conditions/

Pace® Location Requested (City/State):

Pace Analytical Charlotte
9800 Kincey Ave. Suite 100, Huntersville, NC 28078

CHAIN-OF-CUSTODY Analytical Request Document

Chain-of-Custody is a LEGAL DOCUMENT - Complete all relevant fields

LAB USE ONLY- Affix Workorder/Login Label Here

Scan QR Code for instructions

Company Name: Georgia Power - Bowen

Street Address: 241 Ralph McGill Blvd NE, Atlanta, GA 30308

Customer Project #:

Project Name: Bowen AP-1

Site Collection Info/Facility ID (as applicable):

Contact/Report To: Kristen Jurinko, Anthony Szwest

Phone #: (470) 217-0008

E-Mail: krjurink@southernco.com

Cc E-Mail: Laura Midkiff, Ben Hodges, Mike Smiley, Noelia Gangi

Invoice to: Account Payable

Invoice E-mail: georgiapowerinvoices@southernco.com

Purchase Order # (if applicable): GPC82474-0007

Quote #:

Time Zone Collected: [ ] AK [ ] PT [ ] MT [ ] CT [X] ET

County / State origin of sample(s): Georgia

Data Deliverables: [ ] Level II [ ] Level III [ ] Level IV [ ] EQUIS [ ] Other

Regulatory Program (DW, RCRA, etc.) as applicable: Reportable [ ] Yes [ ] No

Rush (Pre-approval required): [ ] Same Day [ ] 1 Day [ ] 2 Day [ ] 3 Day Other

Date Results Requested:

DW PWSID # or WW Permit # as applicable:

Field Filtered (if applicable): [ ] Yes [ ] No

Analysis:

* Matrix Codes (Insert in Matrix box below): Drinking Water (DW), Ground Water (GW), Wastewater (WW), Product (P), Soil/Solid (SS), Oil (OL), Wipe (WP), Tissue (TS), Bioassay (B), Vapor (V), Surface Water (SW), Sediment (SED), Sludge (SL), Caulk (CK), Leachate (LL), Biosolid (BS), Other (OT)

Customer Sample ID	Matrix *	Comp / Grab	Composite Start Date	Composite Start Time	Collected or Composite End Date	Collected or Composite End Time	# Cont.	Residual Chlorine Result	Residual Chlorine Units	2320B Alkalinity	2540C Total Dissolved Solids	300.0-F, SO4, Cl	4500S2D Sulfide	App Metals III/IV + Major Ions	RAD 226/228	Sample Comment
BOW-BGWC-25	WG	G					7			X	X	X	X	X	X	
BOW-BGWC-30	WG	G					7			X	X	X	X	X	X	
BOW-BGWA-6	WG	G					7			X	X	X	X	X	X	
BOW-BGWC-31	WG	G					7			X	X	X	X	X	X	
BOW-BGWC-32	WG	G			2/8/24	0941	7			X	X	X	X	X	X	
BOW-BGWC-34D	WG	G					7			X	X	X	X	X	X	642
BOW-BGWC-35D	WG	G					7			X	X	X	X	X	X	
BOW-BGWC-36D	WG	G					7			X	X	X	X	X	X	
BOW-BGWC-37D	WG	G					7			X	X	X	X	X	X	
BOW-BGWC-38D	WG	G					7			X	X	X	X	X	X	

Specify Container Size **: 3 2 3 4 3 1

Identify Container Preservative Type***: 1 3 1 5+6 2 2

** Container Size: [1] 1L, [2] 500mL, [3] 250mL, [4] 125mL, [5] 100mL, [6] 40mL vial, [7] EnCore, [8] TerraCore (5g 50mL), [9] Other

*** Preservative Types: [1] None, [2] HNO3, [3] H2SO4, [4] HCl, [5] NaOH, [6] Zn Acetate, [7] MeOH, [8] Sod. Thiosulfate, [9] Ascorbic Acid, [10] MeOH, [11] Other

Lab Use Only: Proj. Mgr: Bonnie Vang; Acct Num / Client ID:; Table #:; Profile / Template: 16507; PrelogBottle Ord. ID: EZ 3057856

Preservation non-conformance identified for sample

Additional Instructions from Pace®:
Task Code: BOW-CCR-ASSMT-202451

Collected By: Printed Name: Kevin Stephenson, William Lasker, Jay Siewert
Signature:
Results Environmental

Customer Remarks / Special Conditions / Possible Hazards:

Coolers: Thermometer ID: Correction Factor (°C): Obs. Temp. (°C): Corrected Temp. (°C): [ ] On Ice

Relinquished by/Company: (Signature)	Date/Time:	Received by/Company: (Signature)	Date/Time:	Tracking Number:
Relinquished by/Company: (Signature)	Date/Time:	Received by/Company: (Signature)	Date/Time:	Delivered by: [ ] In-Person [ ] Courier
Relinquished by/Company: (Signature)	Date/Time:	Received by/Company: (Signature)	Date/Time:	[ ] FedEx [ ] UPS [ ] Other
Relinquished by/Company: (Signature)	Date/Time:	Received by/Company: (Signature)	Date/Time:	Page: 3 of 5

2/9/24 1247 | 2/9/24 1535

Submitting a sample via this chain of custody constitutes acknowledgment and acceptance of the Pace® Terms and Conditions found at https://www.pacelabs.com/resource-library/resource/pace-terms-end-conditions/

Pace® Location Requested (City/State):

Pace Analytical Charlotte
9800 Kincey Ave, Suite 100, Huntersville, NC 28078

CHAIN-OF-CUSTODY Analytical Request Document

Chain-of-Custody is a LEGAL DOCUMENT. Complete all relevant fields.

LAB USE ONLY- Affix Workorder/Login Label Here

Scan QR Code for instructions

Company Name: Georgia Power - Bowen	Contact/Report To: Kristen Jurinko, Anthony Szwast
Street Address: 241 Ralph McGill Blvd NE, Atlanta, GA 30308	Phone #: (470) 217-0008
	E-Mail: knjurink@southernco.com
Customer Project #:	Cc E-Mail: Laura Midkiff, Ben Hodges, Mike Smilley, Noelia Gangi
Project Name: Bowen AP-1	Invoice to: Account Payable
Site Collection Info/Facility ID (as applicable):	Invoice E-mail: georgiapowerinvoices@southernco.com
	Purchase Order # (if applicable): GPC82474-0007
	Quote #:
Time Zone Collected: [ ] AK [ ] PT [ ] MT [ ] CT [X] ET	County / State origin of sample(s): Georgia

Data Deliverables: [ ] Level II [ ] Level III [ ] Level IV [ ] EQUIS [ ] Other

Regulatory Program (DW, RCRA, etc.) as applicable: Reportable [ ] Yes [ ] No

Rush (Pre-approval required): [ ] Same Day [ ] 1 Day [ ] 2 Day [ ] 3 Day Other

Date Results Requested:

DW PWSID # or WW Permit # as applicable:

Field Filtered (if applicable): [ ] Yes [ ] No

Analysis:

* Matrix Codes (Insert in Matrix box below): Drinking Water (DW), Ground Water (GW), Wastewater (WW), Product (P), Soil/Solid (SS), Oil (OL), Wipe (WP), Tissue (TS), Bioassay (B), Vapor (V), Surface Water (SW), Sediment (SED), Sludge (SL), Caulk (CK), Leachate (LL), Biosolid (BS), Other (OT)

Specify Container Size **: 3 2 3 4 3 1

Identify Container Preservative Type***: 1 1 1 5+6 2 2

** Container Size: [1] 1L, [2] 500mL, [3] 250mL, [4] 125mL, [5] 100mL, [6] 40mL vial, [7] EnCore, [8] TerraCore 5035vial, [9] Other

*** Preservative Types: [1] None, [2] HNO3, [3] H2SO4, [4] HCl, [5] NaOH, [6] Zn Acetate, [7] NaHSO4, [8] Sod. Thiosulfate, [9] Ascorbic Acid, [10] MeOH, [11] Other

Customer Sample ID	Matrix *	Comp / Grab	Composite Start Date	Composite Start Time	Collected or Composite End Date	Collected or Composite End Time	# Cont.	Residual Chlorine Result	Residual Chlorine Units	2320B Alkalinity	2540C Total Dissolved Solids	300.0 F, SO4, Cl	4500S2D Sulfide	App Metals III/IV + Major Ions	RAD 226/228
BOW-BGWC-39	WG	G					7			X	X	X	X	X	X
BOW-BGWC-40	WG	G					7			X	X	X	X	X	X
BOW-BGWC-41D	WG	G					7			X	X	X	X	X	X
BOW-BGWC-42D	WG	G					7			X	X	X	X	X	X
BOW-BGWC-43D	WG	G					7			X	X	X	X	X	X
BOW-BGWC-44D	WG	G					7			X	X	X	X	X	X
BOW-BGWC-49D	WG	G			2/6/24	16:01	7			X	X	X	X	X	X
BOW-BGWC-50D	WG	G					7			X	X	X	X	X	X
BOW-BGWC-51	WG	G					7			X	X	X	X	X	X
BOW-BGWC-52	WG	G					7			X	X	X	X	X	X

Lab Use Only: Proj. Mgr: Bonnie Vang; AcctNum / Client ID:; Table #:; Profile / Template: 16507; Prelog / Bottle Ord. ID: EZ 3057855

Sample Comment: 043

Preservation non-conformance identified for sample.

Additional Instructions from Pace®:
Task Code: BOW-CCR-ASSMT-2024S1

Collected By: Printed Name: Kevin Stephenson, William Lasker, Jay Stewart
Signature: Resolute Environmental

Customer Remarks / Special Conditions / Possible Hazards:

Coolers: Thermometer ID: Correction Factor (°C): Obs. Temp. (°C): Corrected Temp. (°C): [ ] On Ice

Relinquished by/Company: (Signature)	Date/Time:	Received by/Company: (Signature)	Date/Time:	Tracking Number:
Ryan Williams / Pace	2/9/24 1247	Ryan Williams / Pace	2/9/24 1247	
Relinquished by/Company: (Signature)	Date/Time: 2/9/24 1515	Received by/Company: (Signature)	Date/Time: 7/9 1533	Delivered by: [ ] In-Person [ ] Courier [ ] FedEX [ ] UPS [ ] Other
Relinquished by/Company: (Signature)	Date/Time:	Received by/Company: (Signature)	Date/Time:	
Relinquished by/Company: (Signature)	Date/Time:	Received by/Company: (Signature)	Date/Time:	

Submitting a sample via this chain of custody constitutes acknowledgment and acceptance of the Pace® Terms and Conditions found at https://www.pacelabs.com/resource-library/resource/pace-terms-and-conditions/

Pace® Location Requested (City/State):

Pace Analytical Charlotte
9800 Kincey Ave. Suite 300, Huntersville, NC 28078

CHAIN-OF-CUSTODY Analytical Request Document

Chain-of-Custody is a LEGAL DOCUMENT - Complete all relevant fields

LAB USE ONLY- Affix Workorder/Login Label Here

Scan QR Code for instructions

Company Name: Georgia Power - Bowen

Street Address: 241 Ralph McGill Blvd NE, Atlanta, GA 30308

Customer Project #:

Project Name: Bowen AP-1

Site Collection Info/Facility ID (as applicable):

Contact/Report To: Kristen Jurinko, Anthony Szwast

Phone #: (470) 217-0008

E-Mail: knjurink@southernco.com

Cc E-Mail: Laura Mickiff, Ben Hodges, Mike Smilley, Noelle Gangi

Invoice to: Account Payable

Invoice E-mail: georgiapowerinvoices@southernco.com

Purchase Order # (if applicable): GPC82474-0007

Quote #:

Time Zone Collected: [ ] AK [ ] PT [ ] MT [ ] CT [X] ET

County / State origin of sample(s): Georgia

Data Deliverables: [ ] Level II [ ] Level III [ ] Level IV [ ] EQUIS [ ] Other

Regulatory Program (DW, RCRA, etc.) as applicable: Reportable [ ] Yes [ ] No

Rush (Pre-approval required): [ ] Same Day [ ] 1 Day [ ] 2 Day [ ] 3 Day Other

Data Results Requested:

DW PWSID # or WW Permit # as applicable:

Field Filtered (if applicable): [ ] Yes [ ] No

Analysis:

* Matrix Codes (Insert in Matrix box below): Drinking Water (DW), Ground Water (GW), Wastewater (WW), Product (P), Soil/Solid (SS), Oil (OL), Wipe (WP), Tissue (TS), Bioassay (B), Vapor (V), Surface Water (SW), Sediment (SED), Sludge (SL), Caulk (CK), Leachate (LL), Biosolid (BS), Other (OT)

Customer Sample ID	Matrix*	Comp / Grab	Composite Start Date	Composite Start Time	Collected or Composite End Date	Collected or Composite End Time	# Cont.	Residual Chlorine Result	Residual Chlorine Units	2320B Alkalinity	2540C Total Dissolved Solids	300.0-F,SO4, Cl	4500S2D Sulfide	App Metals III/IV + Major Ions	RAD 226/228	Sample Comment
BOW-BGWC-39	WG	G					7			X	X	X	X	X	X	
BOW-BGWC-40	WG	G			2/7/24	1349	7			X	X	X	X	X	X	049
BOW-BGWC-41D	WG	G			2/7/24	1502	7			X	X	X	X	X	X	045
BOW-BGWC-42D	WG	G			2/7/24	1601	7			X	X	X	X	X	X	046
BOW-BGWC-43D	WG	G					7			X	X	X	X	X	X	
BOW-BGWC-44D	WG	G					7			X	X	X	X	X	X	
BOW-BGWC-49D	WG	G					7			X	X	X	X	X	X	
BOW-BGWC-50D	WG	G					7			X	X	X	X	X	X	
BOW-BGWC-51	WG	G					7			X	X	X	X	X	X	
BOW-BGWC-52	WG	G					7			X	X	X	X	X	X	

Specify Container Size **: 3 2 3 4 3 1

Identify Container Preservative Type***: 1 1 1 5+6 2 2

** Container Size: (1) 1L, (2) 500ml, (3) 250ml, (4) 125ml, (5) 100ml, (6) 40ml vial, (7) EnCore, (8) TerraCore, (9) 5gm, (10) Other

*** Preservative Types: (1) None, (2) HNO3, (3) H2SO4, (4) HCl, (5) NaOH, (6) Zn Acetate, (7) NaHSO4, (8) Sod. Thiosulfate, (9) Ascorbic Acid, (10) MeOH, (11) Other

Lab Use Only: Proj. Mgr: Bonnie Vang; Acct Num / Client ID:; Table #:; Profile / Template: 16507; Prelog / Bottle Ord. ID: EZ 3057865

Preservation non-conformance identified for sample.

Additional Instructions from Pace®:
Task Code: BOW-CCR-ASSMT-2024S1

Collected By: Printed Name: Kevin Stephenson, William Lasker, Jay Stewart
Signature:
Resolute Environmental

Customer Remarks / Special Conditions / Possible Hazards:

Coolers: Thermometer ID: Correction Factor (°C): Obs. Temp. (°C): Corrected Temp. (°C): [ ] On Ice

Relinquished by/Company: (Signature)	Date/Time:	Received by/Company: (Signature)	Date/Time:
	2/9/24 1247	Ryan Williams / Pace	2/9/24 1247
Ryan Williams / Pace	2/9/24 1535		2/9/24 1535
Relinquished by/Company: (Signature)	Date/Time:	Received by/Company: (Signature)	Date/Time:
Relinquished by/Company: (Signature)	Date/Time:	Received by/Company: (Signature)	Date/Time:

Tracking Number:

Delivered by: [ ] In-Person [ ] Courier [ ] FedEx [ ] UPS [ ] Other

Submitting a sample via this chain of custody constitutes acknowledgment and acceptance of the Pace® Terms and Conditions found at https://www.pacelabs.com/resource-library/resource/pace-terms-and-conditions/

Pace® Location Requested (City/State):

CHAIN-OF-CUSTODY Analytical Request Document

Chain-of-Custody is a LEGAL DOCUMENT - Complete all relevant fields.

LAB USE ONLY - Affix Workorder/Login Label Here

Scan QR Code for instructions

Company Name: Georgia Power - Bowen	Contact/Report To: Kristen Jurinko, Anthony Szwast
Street Address: 241 Ralph McGill Blvd NE, Atlanta, GA 30308	Phone #: (470) 217-0068
	E-Mail: knjurink@southernco.com
	Cc E-Mail: Laura Midkiff, Ben Hodges, Mike Smiley, Noelle Gangi
Customer Project #:	Invoice To: Account Payable
Project Name: Bowen AP-1	Invoice E-mail: georgiapowerinvoices@southernco.com
Site Collection Info/Facility ID (as applicable):	Purchase Order # (if applicable): GPC82474-0007
	Quote #:
Time Zone Collected: [ ] AK [ ] PT [ ] MT [ ] CT [X] ET	County / State origin of sample(s): Georgia
Data Deliverables: [ ] Level II [ ] Level III [ ] Level IV [ ] EDD/5 [ ] Other	Regulatory Program (DW, RCRA, etc.) as applicable: Reportable: [ ] Yes [ ] No
	Rush (Pre-approval required): [ ] Same Day [ ] 1 Day [ ] 2 Day [ ] 3 Day Other
	Date Results Requested:
	DW PWSID # or WW Permit # as applicable:
	Field Filtered (if applicable): [ ] Yes [ ] No
	Analysis:

Specify Container Size **: 3 2 3 4 3 1

Identify Container Preservative Type***: 1 1 1 5+6 2 2

Analysis Requested

Lab Use Only: Prof. Mgr: Bonnie Vang; Accutrum / Client ID:; Table #:; Profile / Template: 16507; Prelog / Bottle Ord. ID: EZ 3057855

Customer Sample ID	Matrix*	Comp / Grab	Composite Start Date	Composite Start Time	Collected or Composite End Date	Collected or Composite End Time	# Cont.	Residual Chlorine Result	Residual Chlorine Verify	2320B Alkalinity	2540C Total Dissolved Solids	300.0-F,SO4, Cl	4500S2D Sulfide	App Metals III/V + Major Ions	RAD 226/228	Sample Comment
BOW-BGWC-39	WG	G			2/8/24	1050	7			X	X	X	X	X	X	
BOW-BGWC-40	WG	G					7			X	X	X	X	X	X	
BOW-BGWC-41D	WG	G					7			X	X	X	X	X	X	
BOW-BGWC-42D	WG	G					7			X	X	X	X	X	X	
BOW-BGWC-43D	WG	G					7			X	X	X	X	X	X	
BOW-BGWC-44D	WG	G					7			X	X	X	X	X	X	
BOW-BGWC-49D	WG	G					7			X	X	X	X	X	X	
BOW-BGWC-50D	WG	G					7			X	X	X	X	X	X	
BOW-BGWC-51	WG	G					7			X	X	X	X	X	X	
BOW-BGWC-52	WG	G					7			X	X	X	X	X	X	

* Matrix Codes (Insert in Matrix box below): Drinking Water (DW), Ground Water (GW), Wastewater (WW), Product (P), Soil/Solid (SS), Oil (OL), Wipe (WP), Tissue (TS), Bioassay (B), Vapor (V), Surface Water (SW), Sediment (SED), Sludge (SL), Caulk (CK), Leachate (LE), Biosolid (BS), Other (OT)

** Container Size: (1) 1L, (2) 500mL, (3) 250mL, (4) 125mL, (5) 100mL, (6) 40mL vial, (7) EnCore, (8) TerraCore, (9) 10mL, (10) Other

*** Preservative Type: (1) None, (2) HNO3, (3) H2SO4, (4) NaOH, (5) Zn Acetate, (6) HCl/MeOH, (7) Sod. Thiosulfate, (8) Ascorbic Acid, (9) MeOH, (10) Other

Additional Instructions from Pace® :
Task Code: BOW-CCR-ASSMT-2024S1

Collected By: Printed Name: Kevin Stephenson, William Lasker, Jay Stewart
Signature:

Customer Remarks / Special Conditions / Possible Hazards:

Thermometer ID: Correction Factor (°C): Obs. Temp. (°C): Corrected Temp. (°C): [ ] On Ice

Relinquished by/Company: (Signature)	Date/Time:	Received by/Company: (Signature)	Date/Time:	Tracking Number:
	2/9/24 1247	Pace	2/9/24 1247	
Relinquished by/Company: (Signature)	Date/Time:	Received by/Company: (Signature)	Date/Time:	Delivered by: [ ] In-Person [ ] Courier [ ] FedEx [ ] UPS [ ] Other
	2/9/24 1535		2/9 1535	
Relinquished by/Company: (Signature)	Date/Time:	Received by/Company: (Signature)	Date/Time:	Page: 4 of 5
Relinquished by/Company: (Signature)	Date/Time:	Received by/Company: (Signature)	Date/Time:	

Submitting a sample via this chain of custody constitutes acknowledgement and acceptance of the Pace® Terms and Conditions found at https://www.pacelabs.com/resource-library/resource/pace-terms-and-conditions/

Pace® Location Requested (City/State):

CHAIN-OF-CUSTODY Analytical Request Document

Chain-of-Custody is a LEGAL DOCUMENT - Complete all relevant fields

LAB USE ONLY- Affix Workorder/Login Label Here

Scan QR Code for Instructions

Company Name: Georgia Power - Bowen	Contact/Report To: Kristen Jurinko, Anthony Szwast
Street Address: 241 Ralph McGill Blvd NE, Atlanta, GA 30308	Phone #: (470) 217-0008
	E-Mail: krjurink@southernco.com
Customer Project #:	Cc E-Mail: Laura Midkiff, Ben Hodges, Mike Smalley, Noelia Gangi
Project Name: Bowen AP-1	Invoice to: Account Payable
Site Collection Info/Facility ID (as applicable):	Invoice E-mail: georgiapowerinvoices@southernco.com
	Purchase Order # (if applicable): GPC82474-0007
Time Zone Collected: [ ] AK [ ] PT [ ] MT [ ] CT [X] ET	Quote #:
Data Deliverables: [ ] Level II [ ] Level III [ ] Level IV [ ] EDD/S [ ] Other	County / State origin of sample(s): Georgia
	Regulatory Program (DW, RCRA, etc.) as applicable: Reportable [ ] Yes [ ] No
	Rush (Pre-approval required): [ ] Same Day [ ] 1 Day [ ] 2 Day [ ] 3 Day Other _____ Date Results Requested:
	DW PWSID # or WW Permit # as applicable:
	Field Filtered (if applicable): [ ] Yes [ ] No Analysis:

Specify Container Size **: 3 | 2 | 3 | 4 | 3 | 1

Identify Container Preservative Type***: 1 | 1 | 1 | 5+6 | 2 | 2

Analysis Requested

** Container Size: (1) 1L, (2) 500mL, (3) 250mL, (4) 125mL, (5) 100mL, (6) 40mL vial, (7) EnCore, (8) TerraCore, (9) 5gmL, (10) Other

*** Preservative Types: (1) None, (2) HNO3, (3) H2SO4, (4) HCl, (5) NaOH, (6) Zn Acetate, (7) NaHSO4, (8) Sod. Thiosulfate, (9) Ascorbic Acid, (10) MeOH, (11) Other

* Matrix Codes (Insert in Matrix box below): Drinking Water (DW), Ground Water (GW), Wastewater (WW), Product (P), Soil/Solid (SS), Oil (OL), Wipe (WP), Tissue (TS), Bioassay (B), Vapor (V), Surface Water (SW), Sediment (SED), Sludge (SL), Caulk (CK), Leachate (LL), Biosolid (BS), Other (OT)

Customer Sample ID	Matrix*	Comp / Grab	Composite Start Date	Composite Start Time	Collected or Composite End Date	Collected or Composite End Time	# Cont.	Residual Chlorine Result	Residual Chlorine Units	2320B Alkalinity	2540C Total Dissolved Solids	300.0-F, BO4, Cl	4500S2D Sulfide	App Metals III/IV + Major Ions	RAD 226/228	Lab Use Only	Sample Comment	Preservation non-conformance identified for sample.
BOW-AP1-FD-01	WG	G					7			X	X	X	X	X	X			
BOW-AP1-FD-02	WG	G					7			X	X	X	X	X	X			
BOW-AP1-FD-03	WG	G					7			X	X	X	X	X	X			
BOW-AP1-FD-04	WG	G			2/7/24	—	7			X	X	X	X	X	X			
BOW-AP1-FB-0948	WQ	G			2/7/24	1434	7			X	X	X	X	X	X		0948	
BOW-AP1-FB-0949	WQ	G					7			X	X	X	X	X	X		0949	
BOW-AP1-EB-	WQ	G					7			X	X	X	X	X	X			
BOW-AP1-EB-	WQ	G					7			X	X	X	X	X	X			

Lab Use Only: Proj. Mgr: Bonnie Vang; Acct.Num / Client ID:; Table #:; Profile / Template: 16507; Prelog / Bottle Ord. ID: EZ 3057855

Additional Instructions from Pace®:
Task Code: BOW-CCR-ASSMT-2024S1

Collected By: Printed Name: Kevin Stephenson, William Lasker, Jay Siewert
Signature: Resolute Environmental

Customer Remarks / Special Conditions / Possible Hazards:

Coolers: Thermometer ID: Correction Factor (°C): Obs. Temp. (°C): Corrected Temp. (°C): [ ] On Ice

Relinquished by/Company: (Signature)	Date/Time:	Received by/Company: (Signature)	Date/Time:	Tracking Number:
	2/9/24 1247	Ryan W.Ilams / Pace	2/9/24 1247	
Ryan W.Ilams / Pace	2/9/24 1535		2/9 1535	Delivered by: [ ] In-Person [ ] Courier [ ] FedEX [ ] UPS [ ] Other
Relinquished by/Company: (Signature)	Date/Time:	Received by/Company: (Signature)	Date/Time:	
Relinquished by/Company: (Signature)	Date/Time:	Received by/Company: (Signature)	Date/Time:	

Page: 5 of 5

Submitting a sample via this chain of custody constitutes acknowledgment and acceptance of the Pace® Terms and Conditions found at https://www.pacelabs.com/resource-library/resource/pace-terms-and-conditions/

Pace® Location Requested (City/State):

Pace Analytical Charlotte
13800 Rivera Dr. Suite 108, Huntersville, NC 28078

CHAIN-OF-CUSTODY Analytical Request Document

Chain-of-Custody is a LEGAL DOCUMENT - Complete all relevant fields

LAB USE ONLY- Affix Workorder/Login Label Here

Scan QR Code for instructions

Company Name: Georgia Power - Bowen	Contact/Report To: Kristen Jurinko, Anthony Szwast
Street Address: 241 Ralph McGill Blvd NE, Atlanta, GA 30308	Phone #: (470) 217-0008
	E-Mail: krjurink@southernco.com
Customer Project #:	Cc E-Mail: Laura Midkiff, Ben Hodges, Mike Smilley, Noelia Gangi
Project Name: Bowen AP-1	Invoice to: Account Payable
Site Collection Info/Facility ID (as applicable):	Invoice E-mail: georgiapowerinvoices@southernco.com
	Purchase Order # (if applicable): GPC82474-0007
	Quote #:
Time Zone Collected: [ ] AK [ ] PT [ ] MT [ ] CT [X] ET	County / State origin of sample(s): Georgia
Data Deliverables: [ ] Level II [ ] Level III [ ] Level IV [ ] EQUIS [ ] Other	Regulatory Programs (DW, RCRA, etc.) as applicable: Reportable [ ] Yes [ ] No
	Rush (Pre-approval required): [ ] Same Day [ ] 1 Day [ ] 2 Day [ ] 3 Day Other Date Results Requested:
	DW PWSID # or WW Permit # as applicable:
	Field Filtered (if applicable): [ ] Yes [ ] No
	Analysis:

Specify Container Size **: 3 | 2 | 3 | 4 | 3 | 1

Identify Container Preservative Type***: 3 | 1 | 3 | 5+6 | 2 | 2

Analysis Requested

** Container Size: [1] 1L, [2] 500ml, [3] 250ml, [4] 125mL, [5] 100mL, [6] 40ml, vial, [7] EnCore, [8] TerraCore, [9] 80mL, [10] Other

*** Preservative Types: [1] None, [2] HNO3, [3] H2SO4, [4] HCl, [5] NaOH, [6] Zn Acetate, [7] NaHSO4, [8] Sod. Thiosulfate, [9] Ascorbic Acid, [10] MeOH, [11] Other

Lab Use Only

Proj. Mgr: Bonnie Vang
Accitum / Client ID:
Table #:
Profile / Template: 16507
Prelog / Bottle Ord. ID: EZ 3067855

Preservation non-conformance identified for sample.

* Matrix Codes (Insert in Matrix box below): Drinking Water (DW), Ground Water (GW), Wastewater (WW), Product (P), Soil/Solid (SS), Oil (OL), Wipe (WP), Tissue (TS), Bioassay (B), Vapor (V), Surface Water (SW), Sediment (SED), Sludge (SL), Caulk (CK), Leachate (LL), Biosolid (BS), Other (OT)

Customer Sample ID	Matrix *	Comp / Grab	Composite Start Date	Composite Start Time	Collected or Composite End Date	Collected or Composite End Time	# Cont.	Residual Chlorine Result	Residual Chlorine Units	2320B Alkalinity	2540C Total Dissolved Solids	300.0-F,SO4, Cl	4500S2D Sulfide	App Metals III/IV + Major Ions	RAD 226/228	Sample Comment
BOW-AP1-FD-01	WG	G					7			X	X	X	X	X	X	
BOW-AP1-FD-02	WG	G					7			X	X	X	X	X	X	
BOW-AP1-FD-03	WG	G					7			X	X	X	X	X	X	
BOW-AP1-FD-04	WG	G					7			X	X	X	X	X	X	
BOW-AP1-FB-	WQ	G					7			X	X	X	X	X	X	
BOW-AP1-FB-	WQ	G					7			X	X	X	X	X	X	
BOW-AP1-EB-02	WQ	G			2/8/24	1455	7			X	X	X	X	X	X	
BOW-AP1-EB-	WQ	G					7			X	X	X	X	X	X	050

Additional Instructions from Pace®:
Task Code: BOW-CCR-ASSMT-2024S1

Collected By: Printed Name: Kevin Stephenson, William Lasker, Jay Siewert
Signature:
Resolute Environmental

Customer Remarks / Special Conditions / Possible Hazards:

# Coolers:	Thermometer ID:	Correction Factor (°C):	Obs. Temp. (°C):	Corrected Temp (°C):	[ ] On Ice

Relinquished by/Company: (Signature)	Date/Time:	Received by/Company: (Signature)	Date/Time:
	2/9/24 1247	Ryan Williams / Pace	2/9/24 1247
Relinquished by/Company: (Signature) Ryan Williams / Pace	2/9/24 1535		
Relinquished by/Company: (Signature)	Date/Time:	Received by/Company: (Signature)	Date/Time: 2/9/24 1535
Relinquished by/Company: (Signature)	Date/Time:	Received by/Company: (Signature)	Date/Time:

Tracking Number:

Delivered by: [ ] In-Person [ ] Courier [ ] FedEX [ ] UPS [ ] Other

Page: 5 of 5

Submitting a sample via this chain of custody constitutes acknowledgment and acceptance of the Pace® Terms and Conditions found at https://www.pacelabs.com/resource-library/resource/pace-terms-and-conditions/

Pace Analytical Services, LLC
9800 Kincey Ave. Suite 100
Huntersville, NC 28078
(704)875-9092

March 21, 2024

Kristen Jurinko
Southern Co.
241 Ralph McGill Blvd NE
Bin 10160
Atlanta, GA 30308

RE: Project: Bowen AP-1- RAD
Pace Project No.: 92711021

Dear Kristen Jurinko:

Enclosed are the analytical results for sample(s) received by the laboratory between January 31, 2024 and February 09, 2024. The results relate only to the samples included in this report. Results reported herein conform to the applicable TNI/NELAC Standards and the laboratory's Quality Manual, where applicable, unless otherwise noted in the body of the report.

The test results provided in this final report were generated by each of the following laboratories within the Pace Network:

- Pace Analytical Services - Greensburg

(Greensburg, PA) - Revision 1 - This report replaces the March 5, 2024 report. This project was revised on March 20, 2024 to update sample date for sample 034 to 2/7/24.

Revision 1: Amend collected date for BOW-BGWA-33 to 2/7/24.

If you have any questions concerning this report, please feel free to contact me.

Sincerely,

Bonnie Vang
bonnie.vang@pacelabs.com
704-977-0968
Project Manager

Enclosures

cc: Whitney Law, Geosyntec
Laura Midkiff, Southern Co.
Caroline Nelson, Geosyntec
Anthony Szwast, Geosyntec

REPORT OF LABORATORY ANALYSIS

This report shall not be reproduced, except in full,
without the written consent of Pace Analytical Services, LLC.

Pace Analytical Services, LLC
9800 Kincey Ave. Suite 100
Huntersville, NC 28078
(704)875-9092

CERTIFICATIONS

Project: Bowen AP-1- RAD
Pace Project No.: 92711021

Pace Analytical Services Pennsylvania
1638 Roseytown Rd Suites 2,3&4, Greensburg, PA 15601
ANAB DOD-ELAP Rad Accreditation #: L2417
ANABISO/IEC 17025:2017 Rad Cert#: L24170
Alabama Certification #: 41590
Arizona Certification #: AZ0734
Arkansas Certification
California Certification #: 2950
Colorado Certification #: PA01547
Connecticut Certification #: PH-0694
EPA Region 4 DW Rad
Florida/TNI Certification #: E87683
Georgia Certification #: C040
Guam Certification
Hawaii Certification
Idaho Certification
Illinois Certification
Indiana Certification
Iowa Certification #: 391
Kansas Certification #: E-10358
Kentucky Certification #: KY90133
KY WW Permit #: KY0098221
KY WW Permit #: KY0000221
Louisiana DHH/TNI Certification #: LA010
Louisiana DEQ/TNI Certification #: 04086
Maine Certification #: 2023021
Maryland Certification #: 308
Massachusetts Certification #: M-PA1457
Michigan/PADEP Certification #: 9991
Missouri Certification #: 235
Montana Certification #: Cert0082
Nebraska Certification #: NE-OS-29-14
Nevada Certification #: PA014572023-03
New Hampshire/TNI Certification #: 297622
New Jersey/TNI Certification #: PA051
New Mexico Certification #: PA01457
New York/TNI Certification #: 10888
North Carolina Certification #: 42706
North Dakota Certification #: R-190
Ohio EPA Rad Approval: #41249
Oregon/TNI Certification #: PA200002-015
Pennsylvania/TNI Certification #: 65-00282
Puerto Rico Certification #: PA01457
Rhode Island Certification #: 65-00282
South Dakota Certification
Tennessee Certification #: TN02867
Texas/TNI Certification #: T104704188-22-18
Utah/TNI Certification #: PA014572223-14
USDA Soil Permit #: 525-23-67-77263
Vermont Dept. of Health: ID# VT-0282
Virgin Island/PADEP Certification
Virginia/VELAP Certification #: 460198
Washington Certification #: C868
West Virginia DEP Certification #: 143
West Virginia DHHR Certification #: 9964C
Wisconsin Approve List for Rad

This report shall not be reproduced, except in full,
without the written consent of Pace Analytical Services, LLC.

Pace Analytical Services, LLC
9800 Kincey Ave. Suite 100
Huntersville, NC 28078
(704)875-9092

SAMPLE SUMMARY

Project: Bowen AP-1- RAD
Pace Project No.: 92711021

Lab ID	Sample ID	Matrix	Date Collected	Date Received
92711021001	**BOW-BGWC-24**	Water	01/30/24 14:40	01/31/24 13:25
92711021002	**BOW-BGWC-36D**	Water	01/30/24 14:15	01/31/24 13:25
92711021003	**BOW-BGWC-43D**	Water	01/30/24 12:12	01/31/24 13:25
92711021004	**BOW-AP1-FD-01**	Water	01/30/24 00:00	01/31/24 13:25
92711021005	**BOW-AP1-FB-01**	Water	01/30/24 16:00	01/31/24 13:25
92711021006	**BOW-AP1-EB-01**	Water	01/30/24 16:08	01/31/24 13:25
92711021007	**BOW-BGWA-47D**	Water	01/31/24 11:36	02/02/24 10:52
92711021008	**BOW-BGWA-48D**	Water	01/31/24 14:54	02/02/24 10:52
92711021009	**BOW-BGWC-8**	Water	02/01/24 11:29	02/02/24 10:52
92711021010	**BOW-BGWC-9**	Water	02/01/24 11:22	02/02/24 10:52
92711021011	**BOW-BGWC-10**	Water	02/01/24 14:59	02/02/24 10:52
92711021012	**BOW-BGWC-12**	Water	02/01/24 14:00	02/02/24 10:52
92711021013	**BOW-BGWC-14A**	Water	02/01/24 14:08	02/02/24 10:52
92711021014	**BOW-BGWC-16**	Water	02/01/24 15:34	02/02/24 10:52
92711021015	**BOW-BGWC-17**	Water	02/01/24 16:09	02/02/24 10:52
92711021016	**BOW-BGWA-6**	Water	01/31/24 13:08	02/02/24 10:52
92711021017	**BOW-BGWC-44D**	Water	01/31/24 11:28	02/02/24 10:52
92711021018	**BOW-BGWC-50D**	Water	01/31/24 15:12	02/02/24 10:52
92711021019	**BOW-AP1-FB-02**	Water	02/01/24 16:15	02/02/24 10:52
92711021020	**BOW-BGWC-7**	Water	02/02/24 11:42	02/06/24 10:22
92711021021	**BOW-BGWA-29**	Water	02/05/24 11:20	02/06/24 10:22
92711021022	**BOW-BGWC-18**	Water	02/02/24 11:22	02/06/24 10:22
92711021023	**BOW-BGWC-19**	Water	02/02/24 14:00	02/06/24 10:22
92711021024	**BOW-BGWC-20**	Water	02/05/24 15:32	02/06/24 10:22
92711021025	**BOW-BGWC-21**	Water	02/05/24 15:31	02/06/24 10:22
92711021026	**BOW-BGWC-31**	Water	02/02/24 13:12	02/06/24 10:22
92711021027	**BOW-BGWC-25**	Water	02/05/24 14:42	02/06/24 10:22
92711021028	**BOW-BGWC-34D**	Water	02/05/24 13:10	02/06/24 10:22
92711021029	**BOW-BGWC-51**	Water	02/05/24 11:11	02/06/24 10:22
92711021030	**BOW-BGWC-52**	Water	02/05/24 13:35	02/06/24 10:22
92711021031	**BOW-AP1-FD-03**	Water	02/05/24 00:00	02/06/24 10:22
92711021032	**BOW-AP1-FB-03**	Water	02/05/24 16:25	02/06/24 10:22
92711021033	**BOW-AP1-FD-02**	Water	02/02/24 00:00	02/06/24 10:22
92711021034	**BOW-BGWA-33**	Water	02/07/24 10:25	02/09/24 12:47
92711021035	**BOW-BGWA-2**	Water	02/08/24 12:13	02/09/24 12:47
92711021036	**BOW-BGWC-22**	Water	02/08/24 12:33	02/09/24 12:47
92711021037	**BOW-BGWC-23**	Water	02/08/24 14:29	02/09/24 12:47

REPORT OF LABORATORY ANALYSIS

This report shall not be reproduced, except in full,
without the written consent of Pace Analytical Services, LLC.

Pace Analytical Services, LLC
9800 Kincey Ave. Suite 100
Huntersville, NC 28078
(704)875-9092

SAMPLE SUMMARY

Project: Bowen AP-1- RAD
Pace Project No.: 92711021

Lab ID	Sample ID	Matrix	Date Collected	Date Received
92711021038	**BOW-BGWC-30**	Water	02/06/24 14:14	02/09/24 12:47
92711021039	**BOW-BGWC-38D**	Water	02/06/24 16:07	02/09/24 12:47
92711021040	**BOW-BGWC-35D**	Water	02/07/24 10:57	02/09/24 12:47
92711021041	**BOW-BGWC-37D**	Water	02/07/24 13:17	02/09/24 12:47
92711021042	**BOW-BGWC-32**	Water	02/08/24 09:41	02/09/24 12:47
92711021043	**BOW-BGWC-49D**	Water	02/06/24 16:01	02/09/24 12:47
92711021044	**BOW-BGWC-40**	Water	02/07/24 12:44	02/09/24 12:47
92711021045	**BOW-BGWC-41D**	Water	02/07/24 15:02	02/09/24 12:47
92711021046	**BOW-BGWC-42D**	Water	02/07/24 16:01	02/09/24 12:47
92711021047	**BOW-BGWC-39**	Water	02/08/24 10:50	02/09/24 12:47
92711021048	**BOW-AP1-FD-04**	Water	02/07/24 00:00	02/09/24 12:47
92711021049	**BOW-AP1-FB-04**	Water	02/07/24 14:34	02/09/24 12:47
92711021050	**BOW-AP1-EB-02**	Water	02/08/24 14:55	02/09/24 12:47

This report shall not be reproduced, except in full,
without the written consent of Pace Analytical Services, LLC.

Pace Analytical Services, LLC
9800 Kincey Ave. Suite 100
Huntersville, NC 28078
(704)875-9092

SAMPLE ANALYTE COUNT

Project: Bowen AP-1- RAD
Pace Project No.: 92711021

Lab ID	Sample ID	Method	Analysts	Analytes Reported	Laboratory
92711021001	**BOW-BGWC-24**	EPA 9315	SLC	1	PASI-PA
		EPA 9320	VAL	1	PASI-PA
		Total Radium Calculation	JAL	1	PASI-PA
92711021002	**BOW-BGWC-36D**	EPA 9315	SLC	1	PASI-PA
		EPA 9320	VAL	1	PASI-PA
		Total Radium Calculation	JAL	1	PASI-PA
92711021003	**BOW-BGWC-43D**	EPA 9315	SLC	1	PASI-PA
		EPA 9320	VAL	1	PASI-PA
		Total Radium Calculation	JAL	1	PASI-PA
92711021004	**BOW-AP1-FD-01**	EPA 9315	SLC	1	PASI-PA
		EPA 9320	VAL	1	PASI-PA
		Total Radium Calculation	JAL	1	PASI-PA
92711021005	**BOW-AP1-FB-01**	EPA 9315	SLC	1	PASI-PA
		EPA 9320	VAL	1	PASI-PA
		Total Radium Calculation	JAL	1	PASI-PA
92711021006	**BOW-AP1-EB-01**	EPA 9315	SLC	1	PASI-PA
		EPA 9320	VAL	1	PASI-PA
		Total Radium Calculation	JAL	1	PASI-PA
92711021007	**BOW-BGWA-47D**	EPA 9315	SLC	1	PASI-PA
		EPA 9320	JJS1	1	PASI-PA
		Total Radium Calculation	JAL	1	PASI-PA
92711021008	**BOW-BGWA-48D**	EPA 9315	SLC	1	PASI-PA
		EPA 9320	JJS1	1	PASI-PA
		Total Radium Calculation	JAL	1	PASI-PA
92711021009	**BOW-BGWC-8**	EPA 9315	SLC	1	PASI-PA
		EPA 9320	JJS1	1	PASI-PA
		Total Radium Calculation	JAL	1	PASI-PA
92711021010	**BOW-BGWC-9**	EPA 9315	SLC	1	PASI-PA
		EPA 9320	JJS1	1	PASI-PA
		Total Radium Calculation	JAL	1	PASI-PA
92711021011	**BOW-BGWC-10**	EPA 9315	SLC	1	PASI-PA
		EPA 9320	JJS1	1	PASI-PA
		Total Radium Calculation	JAL	1	PASI-PA
92711021012	**BOW-BGWC-12**	EPA 9315	SLC	1	PASI-PA
		EPA 9320	JJS1	1	PASI-PA
		Total Radium Calculation	JAL	1	PASI-PA
92711021013	**BOW-BGWC-14A**	EPA 9315	SLC	1	PASI-PA

This report shall not be reproduced, except in full,
without the written consent of Pace Analytical Services, LLC.

Pace Analytical Services, LLC
9800 Kincey Ave. Suite 100
Huntersville, NC 28078
(704)875-9092

SAMPLE ANALYTE COUNT

Project: Bowen AP-1- RAD
Pace Project No.: 92711021

Lab ID	Sample ID	Method	Analysts	Analytes Reported	Laboratory
		EPA 9320	JJS1	1	PASI-PA
		Total Radium Calculation	JAL	1	PASI-PA
92711021014	**BOW-BGWC-16**	EPA 9315	SLC	1	PASI-PA
		EPA 9320	JJS1	1	PASI-PA
		Total Radium Calculation	JAL	1	PASI-PA
92711021015	**BOW-BGWC-17**	EPA 9315	SLC	1	PASI-PA
		EPA 9320	VAL	1	PASI-PA
		Total Radium Calculation	JAL	1	PASI-PA
92711021016	**BOW-BGWA-6**	EPA 9315	SLC	1	PASI-PA
		EPA 9320	VAL	1	PASI-PA
		Total Radium Calculation	JAL	1	PASI-PA
92711021017	**BOW-BGWC-44D**	EPA 9315	SLC	1	PASI-PA
		EPA 9320	VAL	1	PASI-PA
		Total Radium Calculation	JAL	1	PASI-PA
92711021018	**BOW-BGWC-50D**	EPA 9315	SLC	1	PASI-PA
		EPA 9320	VAL	1	PASI-PA
		Total Radium Calculation	JAL	1	PASI-PA
92711021019	**BOW-AP1-FB-02**	EPA 9315	SLC	1	PASI-PA
		EPA 9320	VAL	1	PASI-PA
		Total Radium Calculation	JAL	1	PASI-PA
92711021020	**BOW-BGWC-7**	EPA 9315	SLC	1	PASI-PA
		EPA 9320	VAL	1	PASI-PA
		Total Radium Calculation	JAL	1	PASI-PA
92711021021	**BOW-BGWA-29**	EPA 9315	SLC	1	PASI-PA
		EPA 9320	VAL	1	PASI-PA
		Total Radium Calculation	JAL	1	PASI-PA
92711021022	**BOW-BGWC-18**	EPA 9315	SLC	1	PASI-PA
		EPA 9320	VAL	1	PASI-PA
		Total Radium Calculation	JAL	1	PASI-PA
92711021023	**BOW-BGWC-19**	EPA 9315	SLC	1	PASI-PA
		EPA 9320	VAL	1	PASI-PA
		Total Radium Calculation	JAL	1	PASI-PA
92711021024	**BOW-BGWC-20**	EPA 9315	SLC	1	PASI-PA
		EPA 9320	VAL	1	PASI-PA
		Total Radium Calculation	JAL	1	PASI-PA
92711021025	**BOW-BGWC-21**	EPA 9315	SLC	1	PASI-PA
		EPA 9320	VAL	1	PASI-PA

This report shall not be reproduced, except in full,
without the written consent of Pace Analytical Services, LLC.

Pace Analytical Services, LLC
9800 Kincey Ave. Suite 100
Huntersville, NC 28078
(704)875-9092

SAMPLE ANALYTE COUNT

Project: Bowen AP-1- RAD
Pace Project No.: 92711021

Lab ID	Sample ID	Method	Analysts	Analytes Reported	Laboratory
		Total Radium Calculation	JAL	1	PASI-PA
92711021026	**BOW-BGWC-31**	EPA 9315	SLC	1	PASI-PA
		EPA 9320	VAL	1	PASI-PA
		Total Radium Calculation	JAL	1	PASI-PA
92711021027	**BOW-BGWC-25**	EPA 9315	SLC	1	PASI-PA
		EPA 9320	VAL	1	PASI-PA
		Total Radium Calculation	JAL	1	PASI-PA
92711021028	**BOW-BGWC-34D**	EPA 9315	SLC	1	PASI-PA
		EPA 9320	VAL	1	PASI-PA
		Total Radium Calculation	JAL	1	PASI-PA
92711021029	**BOW-BGWC-51**	EPA 9315	SLC	1	PASI-PA
		EPA 9320	VAL	1	PASI-PA
		Total Radium Calculation	JAL	1	PASI-PA
92711021030	**BOW-BGWC-52**	EPA 9315	SLC	1	PASI-PA
		EPA 9320	VAL	1	PASI-PA
		Total Radium Calculation	JAL	1	PASI-PA
92711021031	**BOW-AP1-FD-03**	EPA 9315	SLC	1	PASI-PA
		EPA 9320	VAL	1	PASI-PA
		Total Radium Calculation	JAL	1	PASI-PA
92711021032	**BOW-AP1-FB-03**	EPA 9315	SLC	1	PASI-PA
		EPA 9320	VAL	1	PASI-PA
		Total Radium Calculation	JAL	1	PASI-PA
92711021033	**BOW-AP1-FD-02**	EPA 9315	SLC	1	PASI-PA
		EPA 9320	VAL	1	PASI-PA
		Total Radium Calculation	JAL	1	PASI-PA
92711021034	**BOW-BGWA-33**	EPA 9315	SLC	1	PASI-PA
		EPA 9320	JJS1	1	PASI-PA
		Total Radium Calculation	JAL	1	PASI-PA
92711021035	**BOW-BGWA-2**	EPA 9315	SLC	1	PASI-PA
		EPA 9320	JJS1	1	PASI-PA
		Total Radium Calculation	JAL	1	PASI-PA
92711021036	**BOW-BGWC-22**	EPA 9315	SLC	1	PASI-PA
		EPA 9320	JJS1	1	PASI-PA
		Total Radium Calculation	JAL	1	PASI-PA
92711021037	**BOW-BGWC-23**	EPA 9315	SLC	1	PASI-PA
		EPA 9320	JJS1	1	PASI-PA
		Total Radium Calculation	JAL	1	PASI-PA

This report shall not be reproduced, except in full,
without the written consent of Pace Analytical Services, LLC.

Pace Analytical Services, LLC
9800 Kincey Ave. Suite 100
Huntersville, NC 28078
(704)875-9092

SAMPLE ANALYTE COUNT

Project: Bowen AP-1- RAD
Pace Project No.: 92711021

Lab ID	Sample ID	Method	Analysts	Analytes Reported	Laboratory
92711021038	**BOW-BGWC-30**	EPA 9315	SLC	1	PASI-PA
		EPA 9320	JJS1	1	PASI-PA
		Total Radium Calculation	JAL	1	PASI-PA
92711021039	**BOW-BGWC-38D**	EPA 9315	SLC	1	PASI-PA
		EPA 9320	JJS1	1	PASI-PA
		Total Radium Calculation	JAL	1	PASI-PA
92711021040	**BOW-BGWC-35D**	EPA 9315	SLC	1	PASI-PA
		EPA 9320	JJS1	1	PASI-PA
		Total Radium Calculation	JAL	1	PASI-PA
92711021041	**BOW-BGWC-37D**	EPA 9315	SLC	1	PASI-PA
		EPA 9320	JJS1	1	PASI-PA
		Total Radium Calculation	JAL	1	PASI-PA
92711021042	**BOW-BGWC-32**	EPA 9315	SLC	1	PASI-PA
		EPA 9320	JJS1	1	PASI-PA
		Total Radium Calculation	JAL	1	PASI-PA
92711021043	**BOW-BGWC-49D**	EPA 9315	SLC	1	PASI-PA
		EPA 9320	JJS1	1	PASI-PA
		Total Radium Calculation	JAL	1	PASI-PA
92711021044	**BOW-BGWC-40**	EPA 9315	SLC	1	PASI-PA
		EPA 9320	ZPC	1	PASI-PA
		Total Radium Calculation	JAL	1	PASI-PA
92711021045	**BOW-BGWC-41D**	EPA 9315	SLC	1	PASI-PA
		EPA 9320	ZPC	1	PASI-PA
		Total Radium Calculation	JAL	1	PASI-PA
92711021046	**BOW-BGWC-42D**	EPA 9315	SLC	1	PASI-PA
		EPA 9320	ZPC	1	PASI-PA
		Total Radium Calculation	JAL	1	PASI-PA
92711021047	**BOW-BGWC-39**	EPA 9315	SLC	1	PASI-PA
		EPA 9320	ZPC	1	PASI-PA
		Total Radium Calculation	JAL	1	PASI-PA
92711021048	**BOW-AP1-FD-04**	EPA 9315	SLC	1	PASI-PA
		EPA 9320	ZPC	1	PASI-PA
		Total Radium Calculation	JAL	1	PASI-PA
92711021049	**BOW-AP1-FB-04**	EPA 9315	SLC	1	PASI-PA
		EPA 9320	ZPC	1	PASI-PA
		Total Radium Calculation	JAL	1	PASI-PA
92711021050	**BOW-AP1-EB-02**	EPA 9315	SLC	1	PASI-PA

This report shall not be reproduced, except in full,
without the written consent of Pace Analytical Services, LLC.

Pace Analytical Services, LLC
9800 Kincey Ave. Suite 100
Huntersville, NC 28078
(704)875-9092

SAMPLE ANALYTE COUNT

Project: Bowen AP-1- RAD
Pace Project No.: 92711021

Lab ID	Sample ID	Method	Analysts	Analytes Reported	Laboratory
		EPA 9320	ZPC	1	PASI-PA
		Total Radium Calculation	JAL	1	PASI-PA

PASI-PA = Pace Analytical Services - Greensburg

This report shall not be reproduced, except in full,
without the written consent of Pace Analytical Services, LLC.

Pace Analytical Services, LLC
9800 Kincey Ave. Suite 100
Huntersville, NC 28078
(704)875-9092

SUMMARY OF DETECTION

Project: Bowen AP-1- RAD
Pace Project No.: 92711021

Lab Sample ID / Method	Client Sample ID / Parameters	Result	Units	Report Limit	Analyzed	Qualifiers
92711021001	**BOW-BGWC-24**					
EPA 9315	Radium-226	0.296U ± 0.185 (0.324) C:89% T:NA	pCi/L		02/15/24 08:17	
EPA 9320	Radium-228	0.486U ± 0.436 (0.879) C:85% T:66%	pCi/L		02/14/24 14:52	
Total Radium Calculation	Total Radium	0.782U ± 0.621 (1.20)	pCi/L		02/16/24 11:49	
92711021002	**BOW-BGWC-36D**					
EPA 9315	Radium-226	0.174U ± 0.138 (0.256) C:98% T:NA	pCi/L		02/15/24 08:17	
EPA 9320	Radium-228	0.897 ± 0.478 (0.802) C:79% T:70%	pCi/L		02/14/24 14:23	
Total Radium Calculation	Total Radium	1.07 ± 0.616 (1.06)	pCi/L		02/16/24 11:49	
92711021003	**BOW-BGWC-43D**					
EPA 9315	Radium-226	0.545 ± 0.204 (0.253) C:106% T:NA	pCi/L		02/15/24 08:17	
EPA 9320	Radium-228	0.551U ± 0.357 (0.664) C:84% T:80%	pCi/L		02/14/24 14:20	
Total Radium Calculation	Total Radium	1.10 ± 0.561 (0.917)	pCi/L		02/16/24 11:49	
92711021004	**BOW-AP1-FD-01**					
EPA 9315	Radium-226	0.319 ± 0.159 (0.191) C:83% T:NA	pCi/L		02/15/24 08:18	
EPA 9320	Radium-228	1.35 ± 0.518 (0.788) C:87% T:78%	pCi/L		02/14/24 14:53	
Total Radium Calculation	Total Radium	1.67 ± 0.677 (0.979)	pCi/L		02/16/24 11:49	

REPORT OF LABORATORY ANALYSIS

This report shall not be reproduced, except in full,
without the written consent of Pace Analytical Services, LLC.

Pace Analytical Services, LLC
9800 Kincey Ave. Suite 100
Huntersville, NC 28078
(704)875-9092

SUMMARY OF DETECTION

Project: Bowen AP-1- RAD
Pace Project No.: 92711021

Lab Sample ID / Method	Client Sample ID / Parameters	Result	Units	Report Limit	Analyzed	Qualifiers
92711021005	**BOW-AP1-FB-01**					
EPA 9315	Radium-226	0.207U ± 0.142 (0.238) C:93% T:NA	pCi/L		02/15/24 08:18	
EPA 9320	Radium-228	0.0116U ± 0.307 (0.712) C:85% T:92%	pCi/L		02/14/24 14:53	
Total Radium Calculation	Total Radium	0.219U ± 0.449 (0.950)	pCi/L		02/16/24 11:49	
92711021006	**BOW-AP1-EB-01**					
EPA 9315	Radium-226	0.0931U ± 0.109 (0.224) C:89% T:NA	pCi/L		02/15/24 08:18	
EPA 9320	Radium-228	-0.553U ± 0.293 (0.778) C:83% T:87%	pCi/L		02/14/24 14:53	
Total Radium Calculation	Total Radium	0.0931U ± 0.402 (1.00)	pCi/L		02/16/24 11:49	
92711021007	**BOW-BGWA-47D**					
EPA 9315	Radium-226	0.553 ± 0.299 (0.470) C:91% T:NA	pCi/L		02/16/24 08:26	
EPA 9320	Radium-228	0.886 ± 0.399 (0.642) C:85% T:88%	pCi/L		02/20/24 11:48	
Total Radium Calculation	Total Radium	1.44 ± 0.698 (1.11)	pCi/L		02/21/24 09:48	
92711021008	**BOW-BGWA-48D**					
EPA 9315	Radium-226	0.280U ± 0.226 (0.409) C:88% T:NA	pCi/L		02/16/24 08:26	
EPA 9320	Radium-228	0.157U ± 0.280 (0.612) C:87% T:86%	pCi/L		02/20/24 11:17	
Total Radium Calculation	Total Radium	0.437U ± 0.506 (1.02)	pCi/L		02/21/24 09:48	

REPORT OF LABORATORY ANALYSIS

This report shall not be reproduced, except in full,
without the written consent of Pace Analytical Services, LLC.

Pace Analytical Services, LLC
9800 Kincey Ave. Suite 100
Huntersville, NC 28078
(704)875-9092

SUMMARY OF DETECTION

Project: Bowen AP-1- RAD
Pace Project No.: 92711021

Lab Sample ID / Method	Client Sample ID / Parameters	Result	Units	Report Limit	Analyzed	Qualifiers
92711021009	**BOW-BGWC-8**					
EPA 9315	Radium-226	0.141U ± 0.202 (0.441) C:87% T:NA	pCi/L		02/16/24 08:26	
EPA 9320	Radium-228	0.355U ± 0.330 (0.671) C:84% T:87%	pCi/L		02/20/24 11:17	
Total Radium Calculation	Total Radium	0.496U ± 0.532 (1.11)	pCi/L		02/21/24 09:48	
92711021010	**BOW-BGWC-9**					
EPA 9315	Radium-226	0.297U ± 0.226 (0.398) C:84% T:NA	pCi/L		02/16/24 08:26	
EPA 9320	Radium-228	0.402U ± 0.349 (0.701) C:82% T:86%	pCi/L		02/20/24 11:17	
Total Radium Calculation	Total Radium	0.699U ± 0.575 (1.10)	pCi/L		02/21/24 09:48	
92711021011	**BOW-BGWC-10**					
EPA 9315	Radium-226	0.679 ± 0.316 (0.428) C:88% T:NA	pCi/L		02/16/24 08:27	
EPA 9320	Radium-228	0.348U ± 0.337 (0.687) C:84% T:82%	pCi/L		02/20/24 11:17	
Total Radium Calculation	Total Radium	1.03U ± 0.653 (1.12)	pCi/L		02/21/24 09:48	
92711021012	**BOW-BGWC-12**					
EPA 9315	Radium-226	0.0643U ± 0.190 (0.461) C:88% T:NA	pCi/L		02/16/24 09:05	
EPA 9320	Radium-228	0.217U ± 0.330 (0.713) C:82% T:81%	pCi/L		02/20/24 11:17	
Total Radium Calculation	Total Radium	0.281U ± 0.520 (1.17)	pCi/L		02/21/24 09:48	

REPORT OF LABORATORY ANALYSIS

This report shall not be reproduced, except in full,
without the written consent of Pace Analytical Services, LLC.

Pace Analytical Services, LLC
9800 Kincey Ave. Suite 100
Huntersville, NC 28078
(704)875-9092

SUMMARY OF DETECTION

Project: Bowen AP-1- RAD
Pace Project No.: 92711021

Lab Sample ID / Method	Client Sample ID / Parameters	Result	Units	Report Limit	Analyzed	Qualifiers
92711021013	**BOW-BGWC-14A**					
EPA 9315	Radium-226	0.125U ± 0.155 (0.315) C:91% T:NA	pCi/L		02/16/24 09:05	
EPA 9320	Radium-228	0.308U ± 0.285 (0.576) C:87% T:86%	pCi/L		02/20/24 11:18	
Total Radium Calculation	Total Radium	0.433U ± 0.440 (0.891)	pCi/L		02/21/24 09:48	
92711021014	**BOW-BGWC-16**					
EPA 9315	Radium-226	0.716 ± 0.328 (0.435) C:84% T:NA	pCi/L		02/16/24 09:05	
EPA 9320	Radium-228	0.622U ± 0.446 (0.876) C:85% T:78%	pCi/L		02/20/24 11:18	
Total Radium Calculation	Total Radium	1.34 ± 0.774 (1.31)	pCi/L		02/21/24 09:48	
92711021015	**BOW-BGWC-17**					
EPA 9315	Radium-226	0.308U ± 0.246 (0.457) C:90% T:NA	pCi/L		02/16/24 09:05	
EPA 9320	Radium-228	0.500U ± 0.422 (0.845) C:78% T:77%	pCi/L		02/20/24 14:35	
Total Radium Calculation	Total Radium	0.808U ± 0.668 (1.30)	pCi/L		02/21/24 09:48	
92711021016	**BOW-BGWA-6**					
EPA 9315	Radium-226	0.228U ± 0.188 (0.327) C:89% T:NA	pCi/L		02/16/24 09:05	
EPA 9320	Radium-228	0.308U ± 0.358 (0.753) C:82% T:88%	pCi/L		02/20/24 14:35	
Total Radium Calculation	Total Radium	0.536U ± 0.546 (1.08)	pCi/L		02/21/24 09:48	

REPORT OF LABORATORY ANALYSIS

This report shall not be reproduced, except in full,
without the written consent of Pace Analytical Services, LLC.

Pace Analytical Services, LLC
9800 Kincey Ave. Suite 100
Huntersville, NC 28078
(704)875-9092

SUMMARY OF DETECTION

Project: Bowen AP-1- RAD
Pace Project No.: 92711021

Lab Sample ID / Method	Client Sample ID / Parameters	Result	Units	Report Limit	Analyzed	Qualifiers
92711021017	**BOW-BGWC-44D**					
EPA 9315	Radium-226	0.151U ± 0.187 (0.393) C:84% T:NA	pCi/L		02/19/24 08:57	
EPA 9320	Radium-228	0.164U ± 0.360 (0.798) C:79% T:85%	pCi/L		02/20/24 14:36	
Total Radium Calculation	Total Radium	0.315U ± 0.547 (1.19)	pCi/L		02/21/24 09:48	
92711021018	**BOW-BGWC-50D**					
EPA 9315	Radium-226	0.484 ± 0.253 (0.374) C:87% T:NA	pCi/L		02/19/24 08:57	
EPA 9320	Radium-228	0.522U ± 0.417 (0.836) C:82% T:86%	pCi/L		02/20/24 14:36	
Total Radium Calculation	Total Radium	1.01U ± 0.670 (1.21)	pCi/L		02/21/24 09:48	
92711021019	**BOW-AP1-FB-02**					
EPA 9315	Radium-226	0.0502U ± 0.138 (0.334) C:90% T:NA	pCi/L		02/19/24 08:58	
EPA 9320	Radium-228	0.846 ± 0.437 (0.769) C:78% T:86%	pCi/L		02/20/24 14:36	
Total Radium Calculation	Total Radium	0.896U ± 0.575 (1.10)	pCi/L		02/21/24 09:48	
92711021020	**BOW-BGWC-7**					
EPA 9315	Radium-226	0.605 ± 0.237 (0.292) C:82% T:NA	pCi/L		02/27/24 10:08	
EPA 9320	Radium-228	0.435U ± 0.331 (0.647) C:85% T:86%	pCi/L		02/22/24 14:42	
Total Radium Calculation	Total Radium	1.04 ± 0.568 (0.939)	pCi/L		02/29/24 10:48	

REPORT OF LABORATORY ANALYSIS

This report shall not be reproduced, except in full,
without the written consent of Pace Analytical Services, LLC.

Pace Analytical Services, LLC
9800 Kincey Ave. Suite 100
Huntersville, NC 28078
(704)875-9092

SUMMARY OF DETECTION

Project: Bowen AP-1- RAD
Pace Project No.: 92711021

Lab Sample ID / Method	Client Sample ID / Parameters	Result	Units	Report Limit	Analyzed	Qualifiers
92711021021	**BOW-BGWA-29**					
EPA 9315	Radium-226	0.0395U ± 0.106 (0.254) C:90% T:NA	pCi/L		02/27/24 10:08	
EPA 9320	Radium-228	0.331U ± 0.260 (0.503) C:89% T:90%	pCi/L		02/22/24 14:42	
Total Radium Calculation	Total Radium	0.371U ± 0.366 (0.757)	pCi/L		02/29/24 10:48	
92711021022	**BOW-BGWC-18**					
EPA 9315	Radium-226	0.143U ± 0.124 (0.228) C:86% T:NA	pCi/L		02/27/24 15:52	
EPA 9320	Radium-228	0.469U ± 0.303 (0.563) C:88% T:87%	pCi/L		02/22/24 14:42	
Total Radium Calculation	Total Radium	0.612U ± 0.427 (0.791)	pCi/L		02/29/24 10:48	
92711021023	**BOW-BGWC-19**					
EPA 9315	Radium-226	0.194U ± 0.138 (0.239) C:91% T:NA	pCi/L		02/27/24 10:08	
EPA 9320	Radium-228	0.522U ± 0.332 (0.620) C:85% T:88%	pCi/L		02/22/24 14:42	
Total Radium Calculation	Total Radium	0.716U ± 0.470 (0.859)	pCi/L		02/29/24 10:48	
92711021024	**BOW-BGWC-20**					
EPA 9315	Radium-226	0.290 ± 0.154 (0.221) C:91% T:NA	pCi/L		02/27/24 10:09	
EPA 9320	Radium-228	0.666U ± 0.429 (0.828) C:85% T:90%	pCi/L		02/22/24 14:42	
Total Radium Calculation	Total Radium	0.956U ± 0.583 (1.05)	pCi/L		02/29/24 10:48	

REPORT OF LABORATORY ANALYSIS

This report shall not be reproduced, except in full,
without the written consent of Pace Analytical Services, LLC.

Pace Analytical Services, LLC
9800 Kincey Ave. Suite 100
Huntersville, NC 28078
(704)875-9092

SUMMARY OF DETECTION

Project: Bowen AP-1- RAD
Pace Project No.: 92711021

Lab Sample ID / Method	Client Sample ID / Parameters	Result	Units	Report Limit	Analyzed	Qualifiers
92711021025	**BOW-BGWC-21**					
EPA 9315	Radium-226	0.143U ± 0.131 (0.250) C:83% T:NA	pCi/L		02/27/24 10:09	
EPA 9320	Radium-228	0.312U ± 0.349 (0.732) C:84% T:92%	pCi/L		02/22/24 14:42	
Total Radium Calculation	Total Radium	0.455U ± 0.480 (0.982)	pCi/L		02/29/24 10:48	
92711021026	**BOW-BGWC-31**					
EPA 9315	Radium-226	0.682 ± 0.236 (0.218) C:86% T:NA	pCi/L		02/27/24 10:09	
EPA 9320	Radium-228	0.613U ± 0.444 (0.881) C:90% T:84%	pCi/L		02/22/24 14:43	
Total Radium Calculation	Total Radium	1.30 ± 0.680 (1.10)	pCi/L		02/29/24 10:48	
92711021027	**BOW-BGWC-25**					
EPA 9315	Radium-226	0.187U ± 0.132 (0.225) C:91% T:NA	pCi/L		02/27/24 15:53	
EPA 9320	Radium-228	0.209U ± 0.299 (0.643) C:94% T:86%	pCi/L		02/22/24 14:43	
Total Radium Calculation	Total Radium	0.396U ± 0.431 (0.868)	pCi/L		02/29/24 10:48	
92711021028	**BOW-BGWC-34D**					
EPA 9315	Radium-226	1.63 ± 0.394 (0.278) C:86% T:NA	pCi/L		02/27/24 10:09	
EPA 9320	Radium-228	0.584U ± 0.341 (0.607) C:84% T:81%	pCi/L		02/22/24 14:43	
Total Radium Calculation	Total Radium	2.21 ± 0.735 (0.885)	pCi/L		02/29/24 10:48	

REPORT OF LABORATORY ANALYSIS

This report shall not be reproduced, except in full,
without the written consent of Pace Analytical Services, LLC.

Pace Analytical Services, LLC
9800 Kincey Ave. Suite 100
Huntersville, NC 28078
(704)875-9092

SUMMARY OF DETECTION

Project: Bowen AP-1- RAD
Pace Project No.: 92711021

Lab Sample ID / Method	Client Sample ID / Parameters	Result	Units	Report Limit	Analyzed	Qualifiers
92711021029	**BOW-BGWC-51**					
EPA 9315	Radium-226	-0.0561U ± 0.0838 (0.265) C:88% T:NA	pCi/L		02/27/24 10:09	
EPA 9320	Radium-228	0.406U ± 0.315 (0.615) C:82% T:88%	pCi/L		02/22/24 14:43	
Total Radium Calculation	Total Radium	0.406U ± 0.399 (0.880)	pCi/L		02/29/24 10:48	
92711021030	**BOW-BGWC-52**					
EPA 9315	Radium-226	0.0624U ± 0.100 (0.223) C:92% T:NA	pCi/L		02/27/24 10:09	
EPA 9320	Radium-228	0.525U ± 0.390 (0.758) C:82% T:76%	pCi/L		02/22/24 14:43	
Total Radium Calculation	Total Radium	0.587U ± 0.490 (0.981)	pCi/L		02/29/24 10:48	
92711021031	**BOW-AP1-FD-03**					
EPA 9315	Radium-226	0.189U ± 0.145 (0.262) C:83% T:NA	pCi/L		02/27/24 10:09	
EPA 9320	Radium-228	0.200U ± 0.324 (0.703) C:86% T:82%	pCi/L		02/22/24 14:43	
Total Radium Calculation	Total Radium	0.389U ± 0.469 (0.965)	pCi/L		02/29/24 10:48	
92711021032	**BOW-AP1-FB-03**					
EPA 9315	Radium-226	0.0185U ± 0.0910 (0.231) C:95% T:NA	pCi/L		02/27/24 10:12	
EPA 9320	Radium-228	0.192U ± 0.262 (0.560) C:83% T:94%	pCi/L		02/22/24 14:43	
Total Radium Calculation	Total Radium	0.211U ± 0.353 (0.791)	pCi/L		02/29/24 10:48	

REPORT OF LABORATORY ANALYSIS

This report shall not be reproduced, except in full,
without the written consent of Pace Analytical Services, LLC.

Pace Analytical Services, LLC
9800 Kincey Ave. Suite 100
Huntersville, NC 28078
(704)875-9092

SUMMARY OF DETECTION

Project: Bowen AP-1- RAD
Pace Project No.: 92711021

Lab Sample ID / Method	Client Sample ID / Parameters	Result	Units	Report Limit	Analyzed	Qualifiers
92711021033	**BOW-AP1-FD-02**					
EPA 9315	Radium-226	0.171U ± 0.125 (0.216) C:92% T:NA	pCi/L		02/27/24 10:09	
EPA 9320	Radium-228	0.281U ± 0.302 (0.627) C:87% T:87%	pCi/L		02/22/24 14:43	
Total Radium Calculation	Total Radium	0.452U ± 0.427 (0.843)	pCi/L		02/29/24 10:48	
92711021034	**BOW-BGWA-33**					
EPA 9315	Radium-226	1.19 ± 0.383 (0.352) C:102% T:NA	pCi/L		02/28/24 07:45	
EPA 9320	Radium-228	0.434U ± 0.359 (0.707) C:70% T:84%	pCi/L		02/23/24 14:11	
Total Radium Calculation	Total Radium	1.62 ± 0.742 (1.06)	pCi/L		02/29/24 10:30	
92711021035	**BOW-BGWA-2**					
EPA 9315	Radium-226	0.350U ± 0.239 (0.399) C:91% T:NA	pCi/L		02/28/24 07:46	
EPA 9320	Radium-228	0.0865U ± 0.316 (0.718) C:68% T:92%	pCi/L		02/23/24 14:11	
Total Radium Calculation	Total Radium	0.437U ± 0.555 (1.12)	pCi/L		02/29/24 10:30	
92711021036	**BOW-BGWC-22**					
EPA 9315	Radium-226	0.805 ± 0.324 (0.351) C:94% T:NA	pCi/L		02/28/24 07:46	
EPA 9320	Radium-228	1.24 ± 0.612 (1.05) C:59% T:77%	pCi/L		02/23/24 14:11	
Total Radium Calculation	Total Radium	2.05 ± 0.936 (1.40)	pCi/L		02/29/24 10:30	

REPORT OF LABORATORY ANALYSIS

This report shall not be reproduced, except in full,
without the written consent of Pace Analytical Services, LLC.

Pace Analytical Services, LLC
9800 Kincey Ave. Suite 100
Huntersville, NC 28078
(704)875-9092

SUMMARY OF DETECTION

Project: Bowen AP-1- RAD
Pace Project No.: 92711021

Lab Sample ID / Method	Client Sample ID / Parameters	Result	Units	Report Limit	Analyzed	Qualifiers
92711021037	**BOW-BGWC-23**					
EPA 9315	Radium-226	0.244U ± 0.212 (0.389) C:87% T:NA	pCi/L		02/28/24 07:46	
EPA 9320	Radium-228	1.03U ± 0.573 (1.03) C:63% T:76%	pCi/L		02/23/24 14:11	
Total Radium Calculation	Total Radium	1.27U ± 0.785 (1.42)	pCi/L		02/29/24 10:30	
92711021038	**BOW-BGWC-30**					
EPA 9315	Radium-226	0.138U ± 0.205 (0.452) C:91% T:NA	pCi/L		02/28/24 07:46	
EPA 9320	Radium-228	0.117U ± 0.334 (0.752) C:65% T:90%	pCi/L		02/23/24 14:11	
Total Radium Calculation	Total Radium	0.255U ± 0.539 (1.20)	pCi/L		02/29/24 10:30	
92711021039	**BOW-BGWC-38D**					
EPA 9315	Radium-226	1.97 ± 0.544 (0.457) C:88% T:NA	pCi/L		02/28/24 07:47	
EPA 9320	Radium-228	1.22 ± 0.534 (0.865) C:66% T:84%	pCi/L		02/23/24 14:11	
Total Radium Calculation	Total Radium	3.19 ± 1.08 (1.32)	pCi/L		02/29/24 10:30	
92711021040	**BOW-BGWC-35D**					
EPA 9315	Radium-226	1.61 ± 0.467 (0.380) C:91% T:NA	pCi/L		02/28/24 07:47	
EPA 9320	Radium-228	1.13U ± 0.656 (1.24) C:67% T:79%	pCi/L		02/23/24 14:12	
Total Radium Calculation	Total Radium	2.74 ± 1.12 (1.62)	pCi/L		02/29/24 10:30	

REPORT OF LABORATORY ANALYSIS

This report shall not be reproduced, except in full,
without the written consent of Pace Analytical Services, LLC.

Pace Analytical Services, LLC
9800 Kincey Ave. Suite 100
Huntersville, NC 28078
(704)875-9092

SUMMARY OF DETECTION

Project: Bowen AP-1- RAD
Pace Project No.: 92711021

Lab Sample ID / Method	Client Sample ID / Parameters	Result	Units	Report Limit	Analyzed	Qualifiers
92711021041	**BOW-BGWC-37D**					
EPA 9315	Radium-226	0.757 ± 0.331 (0.433) C:86% T:NA	pCi/L		02/28/24 07:47	
EPA 9320	Radium-228	1.54 ± 0.664 (1.11) C:61% T:84%	pCi/L		02/23/24 14:12	
Total Radium Calculation	Total Radium	2.30 ± 0.995 (1.54)	pCi/L		02/29/24 10:30	
92711021042	**BOW-BGWC-32**					
EPA 9315	Radium-226	0.494 ± 0.244 (0.306) C:89% T:NA	pCi/L		02/28/24 07:47	
EPA 9320	Radium-228	0.445U ± 0.507 (1.07) C:62% T:89%	pCi/L		02/23/24 14:12	
Total Radium Calculation	Total Radium	0.939U ± 0.751 (1.38)	pCi/L		02/29/24 10:30	
92711021043	**BOW-BGWC-49D**					
EPA 9315	Radium-226	0.733 ± 0.313 (0.384) C:91% T:NA	pCi/L		02/28/24 07:47	
EPA 9320	Radium-228	1.52 ± 0.688 (1.17) C:64% T:83%	pCi/L		02/23/24 14:12	
Total Radium Calculation	Total Radium	2.25 ± 1.00 (1.55)	pCi/L		02/29/24 10:30	
92711021044	**BOW-BGWC-40**					
EPA 9315	Radium-226	0.292U ± 0.233 (0.427) C:88% T:NA	pCi/L		02/28/24 07:34	
EPA 9320	Radium-228	0.271U ± 0.327 (0.689) C:77% T:86%	pCi/L		02/29/24 11:38	
Total Radium Calculation	Total Radium	0.563U ± 0.560 (1.12)	pCi/L		03/05/24 14:33	

REPORT OF LABORATORY ANALYSIS

This report shall not be reproduced, except in full,
without the written consent of Pace Analytical Services, LLC.

Pace Analytical Services, LLC
9800 Kincey Ave. Suite 100
Huntersville, NC 28078
(704)875-9092

SUMMARY OF DETECTION

Project: Bowen AP-1- RAD
Pace Project No.: 92711021

Lab Sample ID / Method	Client Sample ID / Parameters	Result	Units	Report Limit	Analyzed	Qualifiers
92711021045	**BOW-BGWC-41D**					
EPA 9315	Radium-226	0.957 ± 0.284 (0.218) C:92% T:NA	pCi/L		02/28/24 07:35	
EPA 9320	Radium-228	0.445U ± 0.371 (0.738) C:77% T:83%	pCi/L		02/29/24 11:38	
Total Radium Calculation	Total Radium	1.40 ± 0.655 (0.956)	pCi/L		03/05/24 14:33	
92711021046	**BOW-BGWC-42D**					
EPA 9315	Radium-226	0.290 ± 0.151 (0.189) C:96% T:NA	pCi/L		02/28/24 07:36	
EPA 9320	Radium-228	0.150U ± 0.359 (0.800) C:70% T:83%	pCi/L		02/29/24 11:38	
Total Radium Calculation	Total Radium	0.440U ± 0.510 (0.989)	pCi/L		03/05/24 14:33	
92711021047	**BOW-BGWC-39**					
EPA 9315	Radium-226	0.0415U ± 0.105 (0.253) C:94% T:NA	pCi/L		02/27/24 15:55	
EPA 9320	Radium-228	0.354U ± 0.359 (0.738) C:71% T:81%	pCi/L		02/29/24 11:38	
Total Radium Calculation	Total Radium	0.396U ± 0.464 (0.991)	pCi/L		03/05/24 14:33	
92711021048	**BOW-AP1-FD-04**					
EPA 9315	Radium-226	1.11 ± 0.310 (0.209) C:92% T:NA	pCi/L		02/28/24 07:38	
EPA 9320	Radium-228	0.423U ± 0.332 (0.649) C:79% T:81%	pCi/L		02/29/24 11:38	
Total Radium Calculation	Total Radium	1.53 ± 0.642 (0.858)	pCi/L		03/05/24 14:33	

REPORT OF LABORATORY ANALYSIS

This report shall not be reproduced, except in full,
without the written consent of Pace Analytical Services, LLC.

Pace Analytical Services, LLC
9800 Kincey Ave. Suite 100
Huntersville, NC 28078
(704)875-9092

SUMMARY OF DETECTION

Project: Bowen AP-1- RAD
Pace Project No.: 92711021

Lab Sample ID / Method	Client Sample ID / Parameters	Result	Units	Report Limit	Analyzed	Qualifiers
92711021049	**BOW-AP1-FB-04**					
EPA 9315	Radium-226	0.0290U ± 0.110 (0.273) C:93% T:NA	pCi/L		02/28/24 07:38	
EPA 9320	Radium-228	0.0617U ± 0.294 (0.675) C:76% T:83%	pCi/L		02/29/24 11:39	
Total Radium Calculation	Total Radium	0.0907U ± 0.404 (0.948)	pCi/L		03/05/24 14:33	
92711021050	**BOW-AP1-EB-02**					
EPA 9315	Radium-226	0.0428U ± 0.0980 (0.232) C:93% T:NA	pCi/L		02/28/24 07:41	
EPA 9320	Radium-228	0.509U ± 0.347 (0.664) C:83% T:89%	pCi/L		02/29/24 11:38	
Total Radium Calculation	Total Radium	0.552U ± 0.445 (0.896)	pCi/L		03/05/24 14:33	

This report shall not be reproduced, except in full,
without the written consent of Pace Analytical Services, LLC.

Pace Analytical Services, LLC
9800 Kincey Ave. Suite 100
Huntersville, NC 28078
(704)875-9092

ANALYTICAL RESULTS - RADIOCHEMISTRY

Project: Bowen AP-1- RAD
Pace Project No.: 92711021

Sample: BOW-BGWC-24 **Lab ID: 92711021001** Collected: 01/30/24 14:40 Received: 01/31/24 13:25 Matrix: Water
PWS: Site ID: Sample Type:

Parameters	Method	Act ± Unc (MDC) Carr Trac	Units	Analyzed	CAS No.	Qual
	Pace Analytical Services - Greensburg					
Radium-226	EPA 9315	**0.296U ± 0.185 (0.324) C:89% T:NA**	pCi/L	02/15/24 08:17	13982-63-3	
	Pace Analytical Services - Greensburg					
Radium-228	EPA 9320	**0.486U ± 0.436 (0.879) C:85% T:66%**	pCi/L	02/14/24 14:52	15262-20-1	
	Pace Analytical Services - Greensburg					
Total Radium	Total Radium Calculation	**0.782U ± 0.621 (1.20)**	pCi/L	02/16/24 11:49	7440-14-4	

REPORT OF LABORATORY ANALYSIS

This report shall not be reproduced, except in full,
without the written consent of Pace Analytical Services, LLC.

Pace Analytical Services, LLC
9800 Kincey Ave. Suite 100
Huntersville, NC 28078
(704)875-9092

ANALYTICAL RESULTS - RADIOCHEMISTRY

Project: Bowen AP-1- RAD
Pace Project No.: 92711021

Sample: BOW-BGWC-36D **Lab ID: 92711021002** Collected: 01/30/24 14:15 Received: 01/31/24 13:25 Matrix: Water
PWS: Site ID: Sample Type:

Parameters	Method	Act ± Unc (MDC) Carr Trac	Units	Analyzed	CAS No.	Qual
	Pace Analytical Services - Greensburg					
Radium-226	EPA 9315	**0.174U ± 0.138 (0.256) C:98% T:NA**	pCi/L	02/15/24 08:17	13982-63-3	
	Pace Analytical Services - Greensburg					
Radium-228	EPA 9320	**0.897 ± 0.478 (0.802) C:79% T:70%**	pCi/L	02/14/24 14:23	15262-20-1	
	Pace Analytical Services - Greensburg					
Total Radium	Total Radium Calculation	**1.07 ± 0.616 (1.06)**	pCi/L	02/16/24 11:49	7440-14-4	

REPORT OF LABORATORY ANALYSIS

This report shall not be reproduced, except in full,
without the written consent of Pace Analytical Services, LLC.

Pace Analytical Services, LLC
9800 Kincey Ave. Suite 100
Huntersville, NC 28078
(704)875-9092

ANALYTICAL RESULTS - RADIOCHEMISTRY

Project: Bowen AP-1- RAD
Pace Project No.: 92711021

Sample: BOW-BGWC-43D **Lab ID: 92711021003** Collected: 01/30/24 12:12 Received: 01/31/24 13:25 Matrix: Water
PWS: Site ID: Sample Type:

Parameters	Method	Act ± Unc (MDC) Carr Trac	Units	Analyzed	CAS No.	Qual
	Pace Analytical Services - Greensburg					
Radium-226	EPA 9315	**0.545 ± 0.204 (0.253) C:106% T:NA**	pCi/L	02/15/24 08:17	13982-63-3	
	Pace Analytical Services - Greensburg					
Radium-228	EPA 9320	**0.551U ± 0.357 (0.664) C:84% T:80%**	pCi/L	02/14/24 14:20	15262-20-1	
	Pace Analytical Services - Greensburg					
Total Radium	Total Radium Calculation	**1.10 ± 0.561 (0.917)**	pCi/L	02/16/24 11:49	7440-14-4	

REPORT OF LABORATORY ANALYSIS

This report shall not be reproduced, except in full,
without the written consent of Pace Analytical Services, LLC.

Pace Analytical Services, LLC
9800 Kincey Ave. Suite 100
Huntersville, NC 28078
(704)875-9092

ANALYTICAL RESULTS - RADIOCHEMISTRY

Project: Bowen AP-1- RAD
Pace Project No.: 92711021

Sample: BOW-AP1-FD-01 **Lab ID: 92711021004** Collected: 01/30/24 00:00 Received: 01/31/24 13:25 Matrix: Water
PWS: Site ID: Sample Type:

Parameters	Method	Act ± Unc (MDC) Carr Trac	Units	Analyzed	CAS No.	Qual
	Pace Analytical Services - Greensburg					
Radium-226	EPA 9315	**0.319 ± 0.159 (0.191) C:83% T:NA**	pCi/L	02/15/24 08:18	13982-63-3	
	Pace Analytical Services - Greensburg					
Radium-228	EPA 9320	**1.35 ± 0.518 (0.788) C:87% T:78%**	pCi/L	02/14/24 14:53	15262-20-1	
	Pace Analytical Services - Greensburg					
Total Radium	Total Radium Calculation	**1.67 ± 0.677 (0.979)**	pCi/L	02/16/24 11:49	7440-14-4	

REPORT OF LABORATORY ANALYSIS

This report shall not be reproduced, except in full,
without the written consent of Pace Analytical Services, LLC.

Pace Analytical Services, LLC
9800 Kincey Ave. Suite 100
Huntersville, NC 28078
(704)875-9092

ANALYTICAL RESULTS - RADIOCHEMISTRY

Project: Bowen AP-1- RAD
Pace Project No.: 92711021

Sample: BOW-AP1-FB-01 **Lab ID: 92711021005** Collected: 01/30/24 16:00 Received: 01/31/24 13:25 Matrix: Water
PWS: Site ID: Sample Type:

Parameters	Method	Act ± Unc (MDC) Carr Trac	Units	Analyzed	CAS No.	Qual
	Pace Analytical Services - Greensburg					
Radium-226	EPA 9315	**0.207U ± 0.142 (0.238) C:93% T:NA**	pCi/L	02/15/24 08:18	13982-63-3	
	Pace Analytical Services - Greensburg					
Radium-228	EPA 9320	**0.0116U ± 0.307 (0.712) C:85% T:92%**	pCi/L	02/14/24 14:53	15262-20-1	
	Pace Analytical Services - Greensburg					
Total Radium	Total Radium Calculation	**0.219U ± 0.449 (0.950)**	pCi/L	02/16/24 11:49	7440-14-4	

REPORT OF LABORATORY ANALYSIS

This report shall not be reproduced, except in full,
without the written consent of Pace Analytical Services, LLC.

Pace Analytical Services, LLC
9800 Kincey Ave. Suite 100
Huntersville, NC 28078
(704)875-9092

ANALYTICAL RESULTS - RADIOCHEMISTRY

Project: Bowen AP-1- RAD
Pace Project No.: 92711021

Sample: BOW-AP1-EB-01 **Lab ID: 92711021006** Collected: 01/30/24 16:08 Received: 01/31/24 13:25 Matrix: Water
PWS: Site ID: Sample Type:

Parameters	Method	Act ± Unc (MDC) Carr Trac	Units	Analyzed	CAS No.	Qual
	Pace Analytical Services - Greensburg					
Radium-226	EPA 9315	**0.0931U ± 0.109 (0.224) C:89% T:NA**	pCi/L	02/15/24 08:18	13982-63-3	
	Pace Analytical Services - Greensburg					
Radium-228	EPA 9320	**-0.553U ± 0.293 (0.778) C:83% T:87%**	pCi/L	02/14/24 14:53	15262-20-1	
	Pace Analytical Services - Greensburg					
Total Radium	Total Radium Calculation	**0.0931U ± 0.402 (1.00)**	pCi/L	02/16/24 11:49	7440-14-4	

REPORT OF LABORATORY ANALYSIS

This report shall not be reproduced, except in full,
without the written consent of Pace Analytical Services, LLC.

Pace Analytical Services, LLC
9800 Kincey Ave. Suite 100
Huntersville, NC 28078
(704)875-9092

ANALYTICAL RESULTS - RADIOCHEMISTRY

Project: Bowen AP-1- RAD
Pace Project No.: 92711021

Sample: BOW-BGWA-47D **Lab ID: 92711021007** Collected: 01/31/24 11:36 Received: 02/02/24 10:52 Matrix: Water
PWS: Site ID: Sample Type:

Parameters	Method	Act ± Unc (MDC) Carr Trac	Units	Analyzed	CAS No.	Qual
	Pace Analytical Services - Greensburg					
Radium-226	EPA 9315	**0.553 ± 0.299 (0.470) C:91% T:NA**	pCi/L	02/16/24 08:26	13982-63-3	
	Pace Analytical Services - Greensburg					
Radium-228	EPA 9320	**0.886 ± 0.399 (0.642) C:85% T:88%**	pCi/L	02/20/24 11:48	15262-20-1	
	Pace Analytical Services - Greensburg					
Total Radium	Total Radium Calculation	**1.44 ± 0.698 (1.11)**	pCi/L	02/21/24 09:48	7440-14-4	

REPORT OF LABORATORY ANALYSIS

This report shall not be reproduced, except in full,
without the written consent of Pace Analytical Services, LLC.

Pace Analytical Services, LLC
9800 Kincey Ave. Suite 100
Huntersville, NC 28078
(704)875-9092

ANALYTICAL RESULTS - RADIOCHEMISTRY

Project: Bowen AP-1- RAD
Pace Project No.: 92711021

Sample: BOW-BGWA-48D **Lab ID: 92711021008** Collected: 01/31/24 14:54 Received: 02/02/24 10:52 Matrix: Water
PWS: Site ID: Sample Type:

Parameters	Method	Act ± Unc (MDC) Carr Trac	Units	Analyzed	CAS No.	Qual
	Pace Analytical Services - Greensburg					
Radium-226	EPA 9315	**0.280U ± 0.226 (0.409) C:88% T:NA**	pCi/L	02/16/24 08:26	13982-63-3	
	Pace Analytical Services - Greensburg					
Radium-228	EPA 9320	**0.157U ± 0.280 (0.612) C:87% T:86%**	pCi/L	02/20/24 11:17	15262-20-1	
	Pace Analytical Services - Greensburg					
Total Radium	Total Radium Calculation	**0.437U ± 0.506 (1.02)**	pCi/L	02/21/24 09:48	7440-14-4	

REPORT OF LABORATORY ANALYSIS

This report shall not be reproduced, except in full,
without the written consent of Pace Analytical Services, LLC.

Pace Analytical Services, LLC
9800 Kincey Ave. Suite 100
Huntersville, NC 28078
(704)875-9092

ANALYTICAL RESULTS - RADIOCHEMISTRY

Project: Bowen AP-1- RAD
Pace Project No.: 92711021

Sample: BOW-BGWC-8 **Lab ID: 92711021009** Collected: 02/01/24 11:29 Received: 02/02/24 10:52 Matrix: Water
PWS: Site ID: Sample Type:

Parameters	Method	Act ± Unc (MDC) Carr Trac	Units	Analyzed	CAS No.	Qual
	Pace Analytical Services - Greensburg					
Radium-226	EPA 9315	**0.141U ± 0.202 (0.441) C:87% T:NA**	pCi/L	02/16/24 08:26	13982-63-3	
	Pace Analytical Services - Greensburg					
Radium-228	EPA 9320	**0.355U ± 0.330 (0.671) C:84% T:87%**	pCi/L	02/20/24 11:17	15262-20-1	
	Pace Analytical Services - Greensburg					
Total Radium	Total Radium Calculation	**0.496U ± 0.532 (1.11)**	pCi/L	02/21/24 09:48	7440-14-4	

REPORT OF LABORATORY ANALYSIS

This report shall not be reproduced, except in full,
without the written consent of Pace Analytical Services, LLC.

Pace Analytical Services, LLC
9800 Kincey Ave. Suite 100
Huntersville, NC 28078
(704)875-9092

ANALYTICAL RESULTS - RADIOCHEMISTRY

Project: Bowen AP-1- RAD
Pace Project No.: 92711021

Sample: BOW-BGWC-9 **Lab ID: 92711021010** Collected: 02/01/24 11:22 Received: 02/02/24 10:52 Matrix: Water
PWS: Site ID: Sample Type:

Parameters	Method	Act ± Unc (MDC) Carr Trac	Units	Analyzed	CAS No.	Qual
	Pace Analytical Services - Greensburg					
Radium-226	EPA 9315	**0.297U ± 0.226 (0.398) C:84% T:NA**	pCi/L	02/16/24 08:26	13982-63-3	
	Pace Analytical Services - Greensburg					
Radium-228	EPA 9320	**0.402U ± 0.349 (0.701) C:82% T:86%**	pCi/L	02/20/24 11:17	15262-20-1	
	Pace Analytical Services - Greensburg					
Total Radium	Total Radium Calculation	**0.699U ± 0.575 (1.10)**	pCi/L	02/21/24 09:48	7440-14-4	

REPORT OF LABORATORY ANALYSIS

This report shall not be reproduced, except in full,
without the written consent of Pace Analytical Services, LLC.

Pace Analytical Services, LLC
9800 Kincey Ave. Suite 100
Huntersville, NC 28078
(704)875-9092

ANALYTICAL RESULTS - RADIOCHEMISTRY

Project: Bowen AP-1- RAD
Pace Project No.: 92711021

Sample: BOW-BGWC-10 **Lab ID: 92711021011** Collected: 02/01/24 14:59 Received: 02/02/24 10:52 Matrix: Water
PWS: Site ID: Sample Type:

Parameters	Method	Act ± Unc (MDC) Carr Trac	Units	Analyzed	CAS No.	Qual
	Pace Analytical Services - Greensburg					
Radium-226	EPA 9315	**0.679 ± 0.316 (0.428) C:88% T:NA**	pCi/L	02/16/24 08:27	13982-63-3	
	Pace Analytical Services - Greensburg					
Radium-228	EPA 9320	**0.348U ± 0.337 (0.687) C:84% T:82%**	pCi/L	02/20/24 11:17	15262-20-1	
	Pace Analytical Services - Greensburg					
Total Radium	Total Radium Calculation	**1.03U ± 0.653 (1.12)**	pCi/L	02/21/24 09:48	7440-14-4	

REPORT OF LABORATORY ANALYSIS

This report shall not be reproduced, except in full,
without the written consent of Pace Analytical Services, LLC.

Pace Analytical Services, LLC
9800 Kincey Ave. Suite 100
Huntersville, NC 28078
(704)875-9092

ANALYTICAL RESULTS - RADIOCHEMISTRY

Project: Bowen AP-1- RAD
Pace Project No.: 92711021

Sample: BOW-BGWC-12 **Lab ID: 92711021012** Collected: 02/01/24 14:00 Received: 02/02/24 10:52 Matrix: Water
PWS: Site ID: Sample Type:

Parameters	Method	Act ± Unc (MDC) Carr Trac	Units	Analyzed	CAS No.	Qual
	Pace Analytical Services - Greensburg					
Radium-226	EPA 9315	**0.0643U ± 0.190 (0.461) C:88% T:NA**	pCi/L	02/16/24 09:05	13982-63-3	
	Pace Analytical Services - Greensburg					
Radium-228	EPA 9320	**0.217U ± 0.330 (0.713) C:82% T:81%**	pCi/L	02/20/24 11:17	15262-20-1	
	Pace Analytical Services - Greensburg					
Total Radium	Total Radium Calculation	**0.281U ± 0.520 (1.17)**	pCi/L	02/21/24 09:48	7440-14-4	

REPORT OF LABORATORY ANALYSIS

This report shall not be reproduced, except in full,
without the written consent of Pace Analytical Services, LLC.

Pace Analytical Services, LLC
9800 Kincey Ave. Suite 100
Huntersville, NC 28078
(704)875-9092

ANALYTICAL RESULTS - RADIOCHEMISTRY

Project: Bowen AP-1- RAD
Pace Project No.: 92711021

Sample: BOW-BGWC-14A **Lab ID: 92711021013** Collected: 02/01/24 14:08 Received: 02/02/24 10:52 Matrix: Water
PWS: Site ID: Sample Type:

Parameters	Method	Act ± Unc (MDC) Carr Trac	Units	Analyzed	CAS No.	Qual
	Pace Analytical Services - Greensburg					
Radium-226	EPA 9315	**0.125U ± 0.155 (0.315) C:91% T:NA**	pCi/L	02/16/24 09:05	13982-63-3	
	Pace Analytical Services - Greensburg					
Radium-228	EPA 9320	**0.308U ± 0.285 (0.576) C:87% T:86%**	pCi/L	02/20/24 11:18	15262-20-1	
	Pace Analytical Services - Greensburg					
Total Radium	Total Radium Calculation	**0.433U ± 0.440 (0.891)**	pCi/L	02/21/24 09:48	7440-14-4	

REPORT OF LABORATORY ANALYSIS

This report shall not be reproduced, except in full,
without the written consent of Pace Analytical Services, LLC.

Pace Analytical Services, LLC
9800 Kincey Ave. Suite 100
Huntersville, NC 28078
(704)875-9092

ANALYTICAL RESULTS - RADIOCHEMISTRY

Project: Bowen AP-1- RAD
Pace Project No.: 92711021

Sample: BOW-BGWC-16 **Lab ID: 92711021014** Collected: 02/01/24 15:34 Received: 02/02/24 10:52 Matrix: Water
PWS: Site ID: Sample Type:

Parameters	Method	Act ± Unc (MDC) Carr Trac	Units	Analyzed	CAS No.	Qual
	Pace Analytical Services - Greensburg					
Radium-226	EPA 9315	**0.716 ± 0.328 (0.435) C:84% T:NA**	pCi/L	02/16/24 09:05	13982-63-3	
	Pace Analytical Services - Greensburg					
Radium-228	EPA 9320	**0.622U ± 0.446 (0.876) C:85% T:78%**	pCi/L	02/20/24 11:18	15262-20-1	
	Pace Analytical Services - Greensburg					
Total Radium	Total Radium Calculation	**1.34 ± 0.774 (1.31)**	pCi/L	02/21/24 09:48	7440-14-4	

REPORT OF LABORATORY ANALYSIS

This report shall not be reproduced, except in full,
without the written consent of Pace Analytical Services, LLC.

Pace Analytical Services, LLC
9800 Kincey Ave. Suite 100
Huntersville, NC 28078
(704)875-9092

ANALYTICAL RESULTS - RADIOCHEMISTRY

Project: Bowen AP-1- RAD
Pace Project No.: 92711021

Sample: BOW-BGWC-17 **Lab ID: 92711021015** Collected: 02/01/24 16:09 Received: 02/02/24 10:52 Matrix: Water
PWS: Site ID: Sample Type:

Parameters	Method	Act ± Unc (MDC) Carr Trac	Units	Analyzed	CAS No.	Qual
	Pace Analytical Services - Greensburg					
Radium-226	EPA 9315	**0.308U ± 0.246 (0.457) C:90% T:NA**	pCi/L	02/16/24 09:05	13982-63-3	
	Pace Analytical Services - Greensburg					
Radium-228	EPA 9320	**0.500U ± 0.422 (0.845) C:78% T:77%**	pCi/L	02/20/24 14:35	15262-20-1	
	Pace Analytical Services - Greensburg					
Total Radium	Total Radium Calculation	**0.808U ± 0.668 (1.30)**	pCi/L	02/21/24 09:48	7440-14-4	

REPORT OF LABORATORY ANALYSIS

This report shall not be reproduced, except in full,
without the written consent of Pace Analytical Services, LLC.

Pace Analytical Services, LLC
9800 Kincey Ave. Suite 100
Huntersville, NC 28078
(704)875-9092

ANALYTICAL RESULTS - RADIOCHEMISTRY

Project: Bowen AP-1- RAD
Pace Project No.: 92711021

Sample: BOW-BGWA-6 **Lab ID: 92711021016** Collected: 01/31/24 13:08 Received: 02/02/24 10:52 Matrix: Water
PWS: Site ID: Sample Type:

Parameters	Method	Act ± Unc (MDC) Carr Trac	Units	Analyzed	CAS No.	Qual
	Pace Analytical Services - Greensburg					
Radium-226	EPA 9315	**0.228U ± 0.188 (0.327) C:89% T:NA**	pCi/L	02/16/24 09:05	13982-63-3	
	Pace Analytical Services - Greensburg					
Radium-228	EPA 9320	**0.308U ± 0.358 (0.753) C:82% T:88%**	pCi/L	02/20/24 14:35	15262-20-1	
	Pace Analytical Services - Greensburg					
Total Radium	Total Radium Calculation	**0.536U ± 0.546 (1.08)**	pCi/L	02/21/24 09:48	7440-14-4	

REPORT OF LABORATORY ANALYSIS

This report shall not be reproduced, except in full,
without the written consent of Pace Analytical Services, LLC.

Pace Analytical Services, LLC
9800 Kincey Ave. Suite 100
Huntersville, NC 28078
(704)875-9092

ANALYTICAL RESULTS - RADIOCHEMISTRY

Project: Bowen AP-1- RAD
Pace Project No.: 92711021

Sample: BOW-BGWC-44D **Lab ID: 92711021017** Collected: 01/31/24 11:28 Received: 02/02/24 10:52 Matrix: Water
PWS: Site ID: Sample Type:

Parameters	Method	Act ± Unc (MDC) Carr Trac	Units	Analyzed	CAS No.	Qual
	Pace Analytical Services - Greensburg					
Radium-226	EPA 9315	**0.151U ± 0.187 (0.393) C:84% T:NA**	pCi/L	02/19/24 08:57	13982-63-3	
	Pace Analytical Services - Greensburg					
Radium-228	EPA 9320	**0.164U ± 0.360 (0.798) C:79% T:85%**	pCi/L	02/20/24 14:36	15262-20-1	
	Pace Analytical Services - Greensburg					
Total Radium	Total Radium Calculation	**0.315U ± 0.547 (1.19)**	pCi/L	02/21/24 09:48	7440-14-4	

REPORT OF LABORATORY ANALYSIS

This report shall not be reproduced, except in full,
without the written consent of Pace Analytical Services, LLC.

Pace Analytical Services, LLC
9800 Kincey Ave. Suite 100
Huntersville, NC 28078
(704)875-9092

ANALYTICAL RESULTS - RADIOCHEMISTRY

Project: Bowen AP-1- RAD
Pace Project No.: 92711021

Sample: BOW-BGWC-50D **Lab ID: 92711021018** Collected: 01/31/24 15:12 Received: 02/02/24 10:52 Matrix: Water
PWS: Site ID: Sample Type:

Parameters	Method	Act ± Unc (MDC) Carr Trac	Units	Analyzed	CAS No.	Qual
	Pace Analytical Services - Greensburg					
Radium-226	EPA 9315	**0.484 ± 0.253 (0.374) C:87% T:NA**	pCi/L	02/19/24 08:57	13982-63-3	
	Pace Analytical Services - Greensburg					
Radium-228	EPA 9320	**0.522U ± 0.417 (0.836) C:82% T:86%**	pCi/L	02/20/24 14:36	15262-20-1	
	Pace Analytical Services - Greensburg					
Total Radium	Total Radium Calculation	**1.01U ± 0.670 (1.21)**	pCi/L	02/21/24 09:48	7440-14-4	

REPORT OF LABORATORY ANALYSIS

This report shall not be reproduced, except in full,
without the written consent of Pace Analytical Services, LLC.

Pace Analytical Services, LLC
9800 Kincey Ave. Suite 100
Huntersville, NC 28078
(704)875-9092

ANALYTICAL RESULTS - RADIOCHEMISTRY

Project: Bowen AP-1- RAD
Pace Project No.: 92711021

Sample: BOW-AP1-FB-02 **Lab ID: 92711021019** Collected: 02/01/24 16:15 Received: 02/02/24 10:52 Matrix: Water
PWS: Site ID: Sample Type:

Parameters	Method	Act ± Unc (MDC) Carr Trac	Units	Analyzed	CAS No.	Qual
	Pace Analytical Services - Greensburg					
Radium-226	EPA 9315	**0.0502U ± 0.138 (0.334) C:90% T:NA**	pCi/L	02/19/24 08:58	13982-63-3	
	Pace Analytical Services - Greensburg					
Radium-228	EPA 9320	**0.846 ± 0.437 (0.769) C:78% T:86%**	pCi/L	02/20/24 14:36	15262-20-1	
	Pace Analytical Services - Greensburg					
Total Radium	Total Radium Calculation	**0.896U ± 0.575 (1.10)**	pCi/L	02/21/24 09:48	7440-14-4	

REPORT OF LABORATORY ANALYSIS

This report shall not be reproduced, except in full,
without the written consent of Pace Analytical Services, LLC.

Pace Analytical Services, LLC
9800 Kincey Ave. Suite 100
Huntersville, NC 28078
(704)875-9092

ANALYTICAL RESULTS - RADIOCHEMISTRY

Project: Bowen AP-1- RAD
Pace Project No.: 92711021

Sample: BOW-BGWC-7 **Lab ID: 92711021020** Collected: 02/02/24 11:42 Received: 02/06/24 10:22 Matrix: Water
PWS: Site ID: Sample Type:

Parameters	Method	Act ± Unc (MDC) Carr Trac	Units	Analyzed	CAS No.	Qual
	Pace Analytical Services - Greensburg					
Radium-226	EPA 9315	**0.605 ± 0.237 (0.292) C:82% T:NA**	pCi/L	02/27/24 10:08	13982-63-3	
	Pace Analytical Services - Greensburg					
Radium-228	EPA 9320	**0.435U ± 0.331 (0.647) C:85% T:86%**	pCi/L	02/22/24 14:42	15262-20-1	
	Pace Analytical Services - Greensburg					
Total Radium	Total Radium Calculation	**1.04 ± 0.568 (0.939)**	pCi/L	02/29/24 10:48	7440-14-4	

REPORT OF LABORATORY ANALYSIS

This report shall not be reproduced, except in full,
without the written consent of Pace Analytical Services, LLC.

Pace Analytical Services, LLC
9800 Kincey Ave. Suite 100
Huntersville, NC 28078
(704)875-9092

ANALYTICAL RESULTS - RADIOCHEMISTRY

Project: Bowen AP-1- RAD
Pace Project No.: 92711021

Sample: BOW-BGWA-29 **Lab ID: 92711021021** Collected: 02/05/24 11:20 Received: 02/06/24 10:22 Matrix: Water
PWS: Site ID: Sample Type:

Parameters	Method	Act ± Unc (MDC) Carr Trac	Units	Analyzed	CAS No.	Qual
	Pace Analytical Services - Greensburg					
Radium-226	EPA 9315	**0.0395U ± 0.106 (0.254) C:90% T:NA**	pCi/L	02/27/24 10:08	13982-63-3	
	Pace Analytical Services - Greensburg					
Radium-228	EPA 9320	**0.331U ± 0.260 (0.503) C:89% T:90%**	pCi/L	02/22/24 14:42	15262-20-1	
	Pace Analytical Services - Greensburg					
Total Radium	Total Radium Calculation	**0.371U ± 0.366 (0.757)**	pCi/L	02/29/24 10:48	7440-14-4	

REPORT OF LABORATORY ANALYSIS

This report shall not be reproduced, except in full,
without the written consent of Pace Analytical Services, LLC.

Pace Analytical Services, LLC
9800 Kincey Ave. Suite 100
Huntersville, NC 28078
(704)875-9092

ANALYTICAL RESULTS - RADIOCHEMISTRY

Project: Bowen AP-1- RAD
Pace Project No.: 92711021

Sample: BOW-BGWC-18 **Lab ID: 92711021022** Collected: 02/02/24 11:22 Received: 02/06/24 10:22 Matrix: Water
PWS: Site ID: Sample Type:

Parameters	Method	Act ± Unc (MDC) Carr Trac	Units	Analyzed	CAS No.	Qual
	Pace Analytical Services - Greensburg					
Radium-226	EPA 9315	**0.143U ± 0.124 (0.228) C:86% T:NA**	pCi/L	02/27/24 15:52	13982-63-3	
	Pace Analytical Services - Greensburg					
Radium-228	EPA 9320	**0.469U ± 0.303 (0.563) C:88% T:87%**	pCi/L	02/22/24 14:42	15262-20-1	
	Pace Analytical Services - Greensburg					
Total Radium	Total Radium Calculation	**0.612U ± 0.427 (0.791)**	pCi/L	02/29/24 10:48	7440-14-4	

REPORT OF LABORATORY ANALYSIS

This report shall not be reproduced, except in full,
without the written consent of Pace Analytical Services, LLC.

Pace Analytical Services, LLC
9800 Kincey Ave. Suite 100
Huntersville, NC 28078
(704)875-9092

ANALYTICAL RESULTS - RADIOCHEMISTRY

Project: Bowen AP-1- RAD
Pace Project No.: 92711021

Sample: BOW-BGWC-19 **Lab ID: 92711021023** Collected: 02/02/24 14:00 Received: 02/06/24 10:22 Matrix: Water
PWS: Site ID: Sample Type:

Parameters	Method	Act ± Unc (MDC) Carr Trac	Units	Analyzed	CAS No.	Qual
	Pace Analytical Services - Greensburg					
Radium-226	EPA 9315	**0.194U ± 0.138 (0.239) C:91% T:NA**	pCi/L	02/27/24 10:08	13982-63-3	
	Pace Analytical Services - Greensburg					
Radium-228	EPA 9320	**0.522U ± 0.332 (0.620) C:85% T:88%**	pCi/L	02/22/24 14:42	15262-20-1	
	Pace Analytical Services - Greensburg					
Total Radium	Total Radium Calculation	**0.716U ± 0.470 (0.859)**	pCi/L	02/29/24 10:48	7440-14-4	

REPORT OF LABORATORY ANALYSIS

This report shall not be reproduced, except in full,
without the written consent of Pace Analytical Services, LLC.

Pace Analytical Services, LLC
9800 Kincey Ave. Suite 100
Huntersville, NC 28078
(704)875-9092

ANALYTICAL RESULTS - RADIOCHEMISTRY

Project: Bowen AP-1- RAD
Pace Project No.: 92711021

Sample: BOW-BGWC-20 **Lab ID: 92711021024** Collected: 02/05/24 15:32 Received: 02/06/24 10:22 Matrix: Water
PWS: Site ID: Sample Type:

Parameters	Method	Act ± Unc (MDC) Carr Trac	Units	Analyzed	CAS No.	Qual
	Pace Analytical Services - Greensburg					
Radium-226	EPA 9315	**0.290 ± 0.154 (0.221) C:91% T:NA**	pCi/L	02/27/24 10:09	13982-63-3	
	Pace Analytical Services - Greensburg					
Radium-228	EPA 9320	**0.666U ± 0.429 (0.828) C:85% T:90%**	pCi/L	02/22/24 14:42	15262-20-1	
	Pace Analytical Services - Greensburg					
Total Radium	Total Radium Calculation	**0.956U ± 0.583 (1.05)**	pCi/L	02/29/24 10:48	7440-14-4	

REPORT OF LABORATORY ANALYSIS

This report shall not be reproduced, except in full,
without the written consent of Pace Analytical Services, LLC.

Pace Analytical Services, LLC
9800 Kincey Ave. Suite 100
Huntersville, NC 28078
(704)875-9092

ANALYTICAL RESULTS - RADIOCHEMISTRY

Project: Bowen AP-1- RAD
Pace Project No.: 92711021

Sample: BOW-BGWC-21 **Lab ID: 92711021025** Collected: 02/05/24 15:31 Received: 02/06/24 10:22 Matrix: Water
PWS: Site ID: Sample Type:

Parameters	Method	Act ± Unc (MDC) Carr Trac	Units	Analyzed	CAS No.	Qual
	Pace Analytical Services - Greensburg					
Radium-226	EPA 9315	**0.143U ± 0.131 (0.250) C:83% T:NA**	pCi/L	02/27/24 10:09	13982-63-3	
	Pace Analytical Services - Greensburg					
Radium-228	EPA 9320	**0.312U ± 0.349 (0.732) C:84% T:92%**	pCi/L	02/22/24 14:42	15262-20-1	
	Pace Analytical Services - Greensburg					
Total Radium	Total Radium Calculation	**0.455U ± 0.480 (0.982)**	pCi/L	02/29/24 10:48	7440-14-4	

REPORT OF LABORATORY ANALYSIS

This report shall not be reproduced, except in full,
without the written consent of Pace Analytical Services, LLC.

Pace Analytical Services, LLC
9800 Kincey Ave. Suite 100
Huntersville, NC 28078
(704)875-9092

ANALYTICAL RESULTS - RADIOCHEMISTRY

Project: Bowen AP-1- RAD
Pace Project No.: 92711021

Sample: BOW-BGWC-31 **Lab ID: 92711021026** Collected: 02/02/24 13:12 Received: 02/06/24 10:22 Matrix: Water
PWS: Site ID: Sample Type:

Parameters	Method	Act ± Unc (MDC) Carr Trac	Units	Analyzed	CAS No.	Qual
	Pace Analytical Services - Greensburg					
Radium-226	EPA 9315	**0.682 ± 0.236 (0.218) C:86% T:NA**	pCi/L	02/27/24 10:09	13982-63-3	
	Pace Analytical Services - Greensburg					
Radium-228	EPA 9320	**0.613U ± 0.444 (0.881) C:90% T:84%**	pCi/L	02/22/24 14:43	15262-20-1	
	Pace Analytical Services - Greensburg					
Total Radium	Total Radium Calculation	**1.30 ± 0.680 (1.10)**	pCi/L	02/29/24 10:48	7440-14-4	

REPORT OF LABORATORY ANALYSIS

This report shall not be reproduced, except in full,
without the written consent of Pace Analytical Services, LLC.

Pace Analytical Services, LLC
9800 Kincey Ave. Suite 100
Huntersville, NC 28078
(704)875-9092

ANALYTICAL RESULTS - RADIOCHEMISTRY

Project: Bowen AP-1- RAD
Pace Project No.: 92711021

Sample: BOW-BGWC-25 **Lab ID: 92711021027** Collected: 02/05/24 14:42 Received: 02/06/24 10:22 Matrix: Water
PWS: Site ID: Sample Type:

Parameters	Method	Act ± Unc (MDC) Carr Trac	Units	Analyzed	CAS No.	Qual
	Pace Analytical Services - Greensburg					
Radium-226	EPA 9315	**0.187U ± 0.132 (0.225) C:91% T:NA**	pCi/L	02/27/24 15:53	13982-63-3	
	Pace Analytical Services - Greensburg					
Radium-228	EPA 9320	**0.209U ± 0.299 (0.643) C:94% T:86%**	pCi/L	02/22/24 14:43	15262-20-1	
	Pace Analytical Services - Greensburg					
Total Radium	Total Radium Calculation	**0.396U ± 0.431 (0.868)**	pCi/L	02/29/24 10:48	7440-14-4	

REPORT OF LABORATORY ANALYSIS

This report shall not be reproduced, except in full,
without the written consent of Pace Analytical Services, LLC.

Pace Analytical Services, LLC
9800 Kincey Ave. Suite 100
Huntersville, NC 28078
(704)875-9092

ANALYTICAL RESULTS - RADIOCHEMISTRY

Project: Bowen AP-1- RAD
Pace Project No.: 92711021

Sample: BOW-BGWC-34D **Lab ID: 92711021028** Collected: 02/05/24 13:10 Received: 02/06/24 10:22 Matrix: Water
PWS: Site ID: Sample Type:

Parameters	Method	Act ± Unc (MDC) Carr Trac	Units	Analyzed	CAS No.	Qual
	Pace Analytical Services - Greensburg					
Radium-226	EPA 9315	**1.63 ± 0.394 (0.278) C:86% T:NA**	pCi/L	02/27/24 10:09	13982-63-3	
	Pace Analytical Services - Greensburg					
Radium-228	EPA 9320	**0.584U ± 0.341 (0.607) C:84% T:81%**	pCi/L	02/22/24 14:43	15262-20-1	
	Pace Analytical Services - Greensburg					
Total Radium	Total Radium Calculation	**2.21 ± 0.735 (0.885)**	pCi/L	02/29/24 10:48	7440-14-4	

REPORT OF LABORATORY ANALYSIS

This report shall not be reproduced, except in full,
without the written consent of Pace Analytical Services, LLC.

Pace Analytical Services, LLC
9800 Kincey Ave. Suite 100
Huntersville, NC 28078
(704)875-9092

ANALYTICAL RESULTS - RADIOCHEMISTRY

Project: Bowen AP-1- RAD
Pace Project No.: 92711021

Sample: BOW-BGWC-51 **Lab ID: 92711021029** Collected: 02/05/24 11:11 Received: 02/06/24 10:22 Matrix: Water
PWS: Site ID: Sample Type:

Parameters	Method	Act ± Unc (MDC) Carr Trac	Units	Analyzed	CAS No.	Qual
	Pace Analytical Services - Greensburg					
Radium-226	EPA 9315	**-0.0561U ± 0.0838 (0.265) C:88% T:NA**	pCi/L	02/27/24 10:09	13982-63-3	
	Pace Analytical Services - Greensburg					
Radium-228	EPA 9320	**0.406U ± 0.315 (0.615) C:82% T:88%**	pCi/L	02/22/24 14:43	15262-20-1	
	Pace Analytical Services - Greensburg					
Total Radium	Total Radium Calculation	**0.406U ± 0.399 (0.880)**	pCi/L	02/29/24 10:48	7440-14-4	

REPORT OF LABORATORY ANALYSIS

This report shall not be reproduced, except in full,
without the written consent of Pace Analytical Services, LLC.

Pace Analytical Services, LLC
9800 Kincey Ave. Suite 100
Huntersville, NC 28078
(704)875-9092

ANALYTICAL RESULTS - RADIOCHEMISTRY

Project: Bowen AP-1- RAD
Pace Project No.: 92711021

Sample: BOW-BGWC-52 **Lab ID: 92711021030** Collected: 02/05/24 13:35 Received: 02/06/24 10:22 Matrix: Water
PWS: Site ID: Sample Type:

Parameters	Method	Act ± Unc (MDC) Carr Trac	Units	Analyzed	CAS No.	Qual
	Pace Analytical Services - Greensburg					
Radium-226	EPA 9315	**0.0624U ± 0.100 (0.223) C:92% T:NA**	pCi/L	02/27/24 10:09	13982-63-3	
	Pace Analytical Services - Greensburg					
Radium-228	EPA 9320	**0.525U ± 0.390 (0.758) C:82% T:76%**	pCi/L	02/22/24 14:43	15262-20-1	
	Pace Analytical Services - Greensburg					
Total Radium	Total Radium Calculation	**0.587U ± 0.490 (0.981)**	pCi/L	02/29/24 10:48	7440-14-4	

REPORT OF LABORATORY ANALYSIS

This report shall not be reproduced, except in full,
without the written consent of Pace Analytical Services, LLC.

Pace Analytical Services, LLC
9800 Kincey Ave. Suite 100
Huntersville, NC 28078
(704)875-9092

ANALYTICAL RESULTS - RADIOCHEMISTRY

Project: Bowen AP-1- RAD
Pace Project No.: 92711021

Sample: BOW-AP1-FD-03 **Lab ID: 92711021031** Collected: 02/05/24 00:00 Received: 02/06/24 10:22 Matrix: Water
PWS: Site ID: Sample Type:

Parameters	Method	Act ± Unc (MDC) Carr Trac	Units	Analyzed	CAS No.	Qual
	Pace Analytical Services - Greensburg					
Radium-226	EPA 9315	**0.189U ± 0.145 (0.262) C:83% T:NA**	pCi/L	02/27/24 10:09	13982-63-3	
	Pace Analytical Services - Greensburg					
Radium-228	EPA 9320	**0.200U ± 0.324 (0.703) C:86% T:82%**	pCi/L	02/22/24 14:43	15262-20-1	
	Pace Analytical Services - Greensburg					
Total Radium	Total Radium Calculation	**0.389U ± 0.469 (0.965)**	pCi/L	02/29/24 10:48	7440-14-4	

REPORT OF LABORATORY ANALYSIS

This report shall not be reproduced, except in full,
without the written consent of Pace Analytical Services, LLC.

Pace Analytical Services, LLC
9800 Kincey Ave. Suite 100
Huntersville, NC 28078
(704)875-9092

ANALYTICAL RESULTS - RADIOCHEMISTRY

Project: Bowen AP-1- RAD
Pace Project No.: 92711021

Sample: BOW-AP1-FB-03 **Lab ID: 92711021032** Collected: 02/05/24 16:25 Received: 02/06/24 10:22 Matrix: Water
PWS: Site ID: Sample Type:

Parameters	Method	Act ± Unc (MDC) Carr Trac	Units	Analyzed	CAS No.	Qual
	Pace Analytical Services - Greensburg					
Radium-226	EPA 9315	**0.0185U ± 0.0910 (0.231) C:95% T:NA**	pCi/L	02/27/24 10:12	13982-63-3	
	Pace Analytical Services - Greensburg					
Radium-228	EPA 9320	**0.192U ± 0.262 (0.560) C:83% T:94%**	pCi/L	02/22/24 14:43	15262-20-1	
	Pace Analytical Services - Greensburg					
Total Radium	Total Radium Calculation	**0.211U ± 0.353 (0.791)**	pCi/L	02/29/24 10:48	7440-14-4	

REPORT OF LABORATORY ANALYSIS

This report shall not be reproduced, except in full,
without the written consent of Pace Analytical Services, LLC.

Pace Analytical Services, LLC
9800 Kincey Ave. Suite 100
Huntersville, NC 28078
(704)875-9092

ANALYTICAL RESULTS - RADIOCHEMISTRY

Project: Bowen AP-1- RAD
Pace Project No.: 92711021

Sample: BOW-AP1-FD-02 **Lab ID: 92711021033** Collected: 02/02/24 00:00 Received: 02/06/24 10:22 Matrix: Water
PWS: Site ID: Sample Type:

Parameters	Method	Act ± Unc (MDC) Carr Trac	Units	Analyzed	CAS No.	Qual
	Pace Analytical Services - Greensburg					
Radium-226	EPA 9315	**0.171U ± 0.125 (0.216) C:92% T:NA**	pCi/L	02/27/24 10:09	13982-63-3	
	Pace Analytical Services - Greensburg					
Radium-228	EPA 9320	**0.281U ± 0.302 (0.627) C:87% T:87%**	pCi/L	02/22/24 14:43	15262-20-1	
	Pace Analytical Services - Greensburg					
Total Radium	Total Radium Calculation	**0.452U ± 0.427 (0.843)**	pCi/L	02/29/24 10:48	7440-14-4	

REPORT OF LABORATORY ANALYSIS

This report shall not be reproduced, except in full,
without the written consent of Pace Analytical Services, LLC.

Pace Analytical Services, LLC
9800 Kincey Ave. Suite 100
Huntersville, NC 28078
(704)875-9092

ANALYTICAL RESULTS - RADIOCHEMISTRY

Project: Bowen AP-1- RAD
Pace Project No.: 92711021

Sample: BOW-BGWA-33 **Lab ID: 92711021034** Collected: 02/07/24 10:25 Received: 02/09/24 12:47 Matrix: Water
PWS: Site ID: Sample Type:

Parameters	Method	Act ± Unc (MDC) Carr Trac	Units	Analyzed	CAS No.	Qual
	Pace Analytical Services - Greensburg					
Radium-226	EPA 9315	**1.19 ± 0.383 (0.352) C:102% T:NA**	pCi/L	02/28/24 07:45	13982-63-3	
	Pace Analytical Services - Greensburg					
Radium-228	EPA 9320	**0.434U ± 0.359 (0.707) C:70% T:84%**	pCi/L	02/23/24 14:11	15262-20-1	
	Pace Analytical Services - Greensburg					
Total Radium	Total Radium Calculation	**1.62 ± 0.742 (1.06)**	pCi/L	02/29/24 10:30	7440-14-4	

REPORT OF LABORATORY ANALYSIS

This report shall not be reproduced, except in full,
without the written consent of Pace Analytical Services, LLC.

Pace Analytical Services, LLC
9800 Kincey Ave. Suite 100
Huntersville, NC 28078
(704)875-9092

ANALYTICAL RESULTS - RADIOCHEMISTRY

Project: Bowen AP-1- RAD
Pace Project No.: 92711021

Sample: BOW-BGWA-2 **Lab ID: 92711021035** Collected: 02/08/24 12:13 Received: 02/09/24 12:47 Matrix: Water
PWS: Site ID: Sample Type:

Parameters	Method	Act ± Unc (MDC) Carr Trac	Units	Analyzed	CAS No.	Qual
	Pace Analytical Services - Greensburg					
Radium-226	EPA 9315	**0.350U ± 0.239 (0.399) C:91% T:NA**	pCi/L	02/28/24 07:46	13982-63-3	
	Pace Analytical Services - Greensburg					
Radium-228	EPA 9320	**0.0865U ± 0.316 (0.718) C:68% T:92%**	pCi/L	02/23/24 14:11	15262-20-1	
	Pace Analytical Services - Greensburg					
Total Radium	Total Radium Calculation	**0.437U ± 0.555 (1.12)**	pCi/L	02/29/24 10:30	7440-14-4	

REPORT OF LABORATORY ANALYSIS

This report shall not be reproduced, except in full,
without the written consent of Pace Analytical Services, LLC.

Pace Analytical Services, LLC
9800 Kincey Ave. Suite 100
Huntersville, NC 28078
(704)875-9092

ANALYTICAL RESULTS - RADIOCHEMISTRY

Project: Bowen AP-1- RAD
Pace Project No.: 92711021

Sample: BOW-BGWC-22 **Lab ID: 92711021036** Collected: 02/08/24 12:33 Received: 02/09/24 12:47 Matrix: Water
PWS: Site ID: Sample Type:

Parameters	Method	Act ± Unc (MDC) Carr Trac	Units	Analyzed	CAS No.	Qual
	Pace Analytical Services - Greensburg					
Radium-226	EPA 9315	**0.805 ± 0.324 (0.351) C:94% T:NA**	pCi/L	02/28/24 07:46	13982-63-3	
	Pace Analytical Services - Greensburg					
Radium-228	EPA 9320	**1.24 ± 0.612 (1.05) C:59% T:77%**	pCi/L	02/23/24 14:11	15262-20-1	
	Pace Analytical Services - Greensburg					
Total Radium	Total Radium Calculation	**2.05 ± 0.936 (1.40)**	pCi/L	02/29/24 10:30	7440-14-4	

REPORT OF LABORATORY ANALYSIS

This report shall not be reproduced, except in full,
without the written consent of Pace Analytical Services, LLC.

Pace Analytical Services, LLC
9800 Kincey Ave. Suite 100
Huntersville, NC 28078
(704)875-9092

ANALYTICAL RESULTS - RADIOCHEMISTRY

Project: Bowen AP-1- RAD
Pace Project No.: 92711021

Sample: BOW-BGWC-23 **Lab ID: 92711021037** Collected: 02/08/24 14:29 Received: 02/09/24 12:47 Matrix: Water
PWS: Site ID: Sample Type:

Parameters	Method	Act ± Unc (MDC) Carr Trac	Units	Analyzed	CAS No.	Qual
	Pace Analytical Services - Greensburg					
Radium-226	EPA 9315	**0.244U ± 0.212 (0.389) C:87% T:NA**	pCi/L	02/28/24 07:46	13982-63-3	
	Pace Analytical Services - Greensburg					
Radium-228	EPA 9320	**1.03U ± 0.573 (1.03) C:63% T:76%**	pCi/L	02/23/24 14:11	15262-20-1	
	Pace Analytical Services - Greensburg					
Total Radium	Total Radium Calculation	**1.27U ± 0.785 (1.42)**	pCi/L	02/29/24 10:30	7440-14-4	

REPORT OF LABORATORY ANALYSIS

This report shall not be reproduced, except in full,
without the written consent of Pace Analytical Services, LLC.

Pace Analytical Services, LLC
9800 Kincey Ave. Suite 100
Huntersville, NC 28078
(704)875-9092

ANALYTICAL RESULTS - RADIOCHEMISTRY

Project: Bowen AP-1- RAD
Pace Project No.: 92711021

Sample: BOW-BGWC-30 **Lab ID: 92711021038** Collected: 02/06/24 14:14 Received: 02/09/24 12:47 Matrix: Water
PWS: Site ID: Sample Type:

Parameters	Method	Act ± Unc (MDC) Carr Trac	Units	Analyzed	CAS No.	Qual
	Pace Analytical Services - Greensburg					
Radium-226	EPA 9315	**0.138U ± 0.205 (0.452) C:91% T:NA**	pCi/L	02/28/24 07:46	13982-63-3	
	Pace Analytical Services - Greensburg					
Radium-228	EPA 9320	**0.117U ± 0.334 (0.752) C:65% T:90%**	pCi/L	02/23/24 14:11	15262-20-1	
	Pace Analytical Services - Greensburg					
Total Radium	Total Radium Calculation	**0.255U ± 0.539 (1.20)**	pCi/L	02/29/24 10:30	7440-14-4	

REPORT OF LABORATORY ANALYSIS

This report shall not be reproduced, except in full,
without the written consent of Pace Analytical Services, LLC.

Pace Analytical Services, LLC
9800 Kincey Ave. Suite 100
Huntersville, NC 28078
(704)875-9092

ANALYTICAL RESULTS - RADIOCHEMISTRY

Project: Bowen AP-1- RAD
Pace Project No.: 92711021

Sample: BOW-BGWC-38D **Lab ID: 92711021039** Collected: 02/06/24 16:07 Received: 02/09/24 12:47 Matrix: Water
PWS: Site ID: Sample Type:

Parameters	Method	Act ± Unc (MDC) Carr Trac	Units	Analyzed	CAS No.	Qual
	Pace Analytical Services - Greensburg					
Radium-226	EPA 9315	**1.97 ± 0.544 (0.457) C:88% T:NA**	pCi/L	02/28/24 07:47	13982-63-3	
	Pace Analytical Services - Greensburg					
Radium-228	EPA 9320	**1.22 ± 0.534 (0.865) C:66% T:84%**	pCi/L	02/23/24 14:11	15262-20-1	
	Pace Analytical Services - Greensburg					
Total Radium	Total Radium Calculation	**3.19 ± 1.08 (1.32)**	pCi/L	02/29/24 10:30	7440-14-4	

REPORT OF LABORATORY ANALYSIS

This report shall not be reproduced, except in full,
without the written consent of Pace Analytical Services, LLC.

Pace Analytical Services, LLC
9800 Kincey Ave. Suite 100
Huntersville, NC 28078
(704)875-9092

ANALYTICAL RESULTS - RADIOCHEMISTRY

Project: Bowen AP-1- RAD
Pace Project No.: 92711021

Sample: BOW-BGWC-35D **Lab ID: 92711021040** Collected: 02/07/24 10:57 Received: 02/09/24 12:47 Matrix: Water
PWS: Site ID: Sample Type:

Parameters	Method	Act ± Unc (MDC) Carr Trac	Units	Analyzed	CAS No.	Qual
	Pace Analytical Services - Greensburg					
Radium-226	EPA 9315	**1.61 ± 0.467 (0.380) C:91% T:NA**	pCi/L	02/28/24 07:47	13982-63-3	
	Pace Analytical Services - Greensburg					
Radium-228	EPA 9320	**1.13U ± 0.656 (1.24) C:67% T:79%**	pCi/L	02/23/24 14:12	15262-20-1	
	Pace Analytical Services - Greensburg					
Total Radium	Total Radium Calculation	**2.74 ± 1.12 (1.62)**	pCi/L	02/29/24 10:30	7440-14-4	

REPORT OF LABORATORY ANALYSIS

This report shall not be reproduced, except in full,
without the written consent of Pace Analytical Services, LLC.

Pace Analytical Services, LLC
9800 Kincey Ave. Suite 100
Huntersville, NC 28078
(704)875-9092

ANALYTICAL RESULTS - RADIOCHEMISTRY

Project: Bowen AP-1- RAD
Pace Project No.: 92711021

Sample: BOW-BGWC-37D **Lab ID: 92711021041** Collected: 02/07/24 13:17 Received: 02/09/24 12:47 Matrix: Water
PWS: Site ID: Sample Type:

Parameters	Method	Act ± Unc (MDC) Carr Trac	Units	Analyzed	CAS No.	Qual
	Pace Analytical Services - Greensburg					
Radium-226	EPA 9315	**0.757 ± 0.331 (0.433) C:86% T:NA**	pCi/L	02/28/24 07:47	13982-63-3	
	Pace Analytical Services - Greensburg					
Radium-228	EPA 9320	**1.54 ± 0.664 (1.11) C:61% T:84%**	pCi/L	02/23/24 14:12	15262-20-1	
	Pace Analytical Services - Greensburg					
Total Radium	Total Radium Calculation	**2.30 ± 0.995 (1.54)**	pCi/L	02/29/24 10:30	7440-14-4	

REPORT OF LABORATORY ANALYSIS

This report shall not be reproduced, except in full,
without the written consent of Pace Analytical Services, LLC.

Pace Analytical Services, LLC
9800 Kincey Ave. Suite 100
Huntersville, NC 28078
(704)875-9092

ANALYTICAL RESULTS - RADIOCHEMISTRY

Project: Bowen AP-1- RAD
Pace Project No.: 92711021

Sample: BOW-BGWC-32 **Lab ID: 92711021042** Collected: 02/08/24 09:41 Received: 02/09/24 12:47 Matrix: Water
PWS: Site ID: Sample Type:

Parameters	Method	Act ± Unc (MDC) Carr Trac	Units	Analyzed	CAS No.	Qual
	Pace Analytical Services - Greensburg					
Radium-226	EPA 9315	**0.494 ± 0.244 (0.306) C:89% T:NA**	pCi/L	02/28/24 07:47	13982-63-3	
	Pace Analytical Services - Greensburg					
Radium-228	EPA 9320	**0.445U ± 0.507 (1.07) C:62% T:89%**	pCi/L	02/23/24 14:12	15262-20-1	
	Pace Analytical Services - Greensburg					
Total Radium	Total Radium Calculation	**0.939U ± 0.751 (1.38)**	pCi/L	02/29/24 10:30	7440-14-4	

REPORT OF LABORATORY ANALYSIS

This report shall not be reproduced, except in full,
without the written consent of Pace Analytical Services, LLC.

Pace Analytical Services, LLC
9800 Kincey Ave. Suite 100
Huntersville, NC 28078
(704)875-9092

ANALYTICAL RESULTS - RADIOCHEMISTRY

Project: Bowen AP-1- RAD
Pace Project No.: 92711021

Sample: BOW-BGWC-49D **Lab ID: 92711021043** Collected: 02/06/24 16:01 Received: 02/09/24 12:47 Matrix: Water
PWS: Site ID: Sample Type:

Parameters	Method	Act ± Unc (MDC) Carr Trac	Units	Analyzed	CAS No.	Qual
	Pace Analytical Services - Greensburg					
Radium-226	EPA 9315	**0.733 ± 0.313 (0.384) C:91% T:NA**	pCi/L	02/28/24 07:47	13982-63-3	
	Pace Analytical Services - Greensburg					
Radium-228	EPA 9320	**1.52 ± 0.688 (1.17) C:64% T:83%**	pCi/L	02/23/24 14:12	15262-20-1	
	Pace Analytical Services - Greensburg					
Total Radium	Total Radium Calculation	**2.25 ± 1.00 (1.55)**	pCi/L	02/29/24 10:30	7440-14-4	

This report shall not be reproduced, except in full,
without the written consent of Pace Analytical Services, LLC.

Pace Analytical Services, LLC
9800 Kincey Ave. Suite 100
Huntersville, NC 28078
(704)875-9092

ANALYTICAL RESULTS - RADIOCHEMISTRY

Project: Bowen AP-1- RAD
Pace Project No.: 92711021

Sample: BOW-BGWC-40 **Lab ID: 92711021044** Collected: 02/07/24 12:44 Received: 02/09/24 12:47 Matrix: Water
PWS: Site ID: Sample Type:

Parameters	Method	Act ± Unc (MDC) Carr Trac	Units	Analyzed	CAS No.	Qual
	Pace Analytical Services - Greensburg					
Radium-226	EPA 9315	**0.292U ± 0.233 (0.427) C:88% T:NA**	pCi/L	02/28/24 07:34	13982-63-3	
	Pace Analytical Services - Greensburg					
Radium-228	EPA 9320	**0.271U ± 0.327 (0.689) C:77% T:86%**	pCi/L	02/29/24 11:38	15262-20-1	
	Pace Analytical Services - Greensburg					
Total Radium	Total Radium Calculation	**0.563U ± 0.560 (1.12)**	pCi/L	03/05/24 14:33	7440-14-4	

REPORT OF LABORATORY ANALYSIS

This report shall not be reproduced, except in full,
without the written consent of Pace Analytical Services, LLC.

Pace Analytical Services, LLC
9800 Kincey Ave. Suite 100
Huntersville, NC 28078
(704)875-9092

ANALYTICAL RESULTS - RADIOCHEMISTRY

Project: Bowen AP-1- RAD
Pace Project No.: 92711021

Sample: BOW-BGWC-41D **Lab ID: 92711021045** Collected: 02/07/24 15:02 Received: 02/09/24 12:47 Matrix: Water
PWS: Site ID: Sample Type:

Parameters	Method	Act ± Unc (MDC) Carr Trac	Units	Analyzed	CAS No.	Qual
	Pace Analytical Services - Greensburg					
Radium-226	EPA 9315	**0.957 ± 0.284 (0.218) C:92% T:NA**	pCi/L	02/28/24 07:35	13982-63-3	
	Pace Analytical Services - Greensburg					
Radium-228	EPA 9320	**0.445U ± 0.371 (0.738) C:77% T:83%**	pCi/L	02/29/24 11:38	15262-20-1	
	Pace Analytical Services - Greensburg					
Total Radium	Total Radium Calculation	**1.40 ± 0.655 (0.956)**	pCi/L	03/05/24 14:33	7440-14-4	

REPORT OF LABORATORY ANALYSIS

This report shall not be reproduced, except in full,
without the written consent of Pace Analytical Services, LLC.

Pace Analytical Services, LLC
9800 Kincey Ave. Suite 100
Huntersville, NC 28078
(704)875-9092

ANALYTICAL RESULTS - RADIOCHEMISTRY

Project: Bowen AP-1- RAD
Pace Project No.: 92711021

Sample: BOW-BGWC-42D **Lab ID: 92711021046** Collected: 02/07/24 16:01 Received: 02/09/24 12:47 Matrix: Water
PWS: Site ID: Sample Type:

Parameters	Method	Act ± Unc (MDC) Carr Trac	Units	Analyzed	CAS No.	Qual
	Pace Analytical Services - Greensburg					
Radium-226	EPA 9315	**0.290 ± 0.151 (0.189) C:96% T:NA**	pCi/L	02/28/24 07:36	13982-63-3	
	Pace Analytical Services - Greensburg					
Radium-228	EPA 9320	**0.150U ± 0.359 (0.800) C:70% T:83%**	pCi/L	02/29/24 11:38	15262-20-1	
	Pace Analytical Services - Greensburg					
Total Radium	Total Radium Calculation	**0.440U ± 0.510 (0.989)**	pCi/L	03/05/24 14:33	7440-14-4	

REPORT OF LABORATORY ANALYSIS

This report shall not be reproduced, except in full,
without the written consent of Pace Analytical Services, LLC.

Pace Analytical Services, LLC
9800 Kincey Ave. Suite 100
Huntersville, NC 28078
(704)875-9092

ANALYTICAL RESULTS - RADIOCHEMISTRY

Project: Bowen AP-1- RAD
Pace Project No.: 92711021

Sample: BOW-BGWC-39 **Lab ID: 92711021047** Collected: 02/08/24 10:50 Received: 02/09/24 12:47 Matrix: Water
PWS: Site ID: Sample Type:

Parameters	Method	Act ± Unc (MDC) Carr Trac	Units	Analyzed	CAS No.	Qual
	Pace Analytical Services - Greensburg					
Radium-226	EPA 9315	**0.0415U ± 0.105 (0.253) C:94% T:NA**	pCi/L	02/27/24 15:55	13982-63-3	
	Pace Analytical Services - Greensburg					
Radium-228	EPA 9320	**0.354U ± 0.359 (0.738) C:71% T:81%**	pCi/L	02/29/24 11:38	15262-20-1	
	Pace Analytical Services - Greensburg					
Total Radium	Total Radium Calculation	**0.396U ± 0.464 (0.991)**	pCi/L	03/05/24 14:33	7440-14-4	

REPORT OF LABORATORY ANALYSIS

This report shall not be reproduced, except in full,
without the written consent of Pace Analytical Services, LLC.

Pace Analytical Services, LLC
9800 Kincey Ave. Suite 100
Huntersville, NC 28078
(704)875-9092

ANALYTICAL RESULTS - RADIOCHEMISTRY

Project: Bowen AP-1- RAD
Pace Project No.: 92711021

Sample: BOW-AP1-FD-04 **Lab ID: 92711021048** Collected: 02/07/24 00:00 Received: 02/09/24 12:47 Matrix: Water
PWS: Site ID: Sample Type:

Parameters	Method	Act ± Unc (MDC) Carr Trac	Units	Analyzed	CAS No.	Qual
	Pace Analytical Services - Greensburg					
Radium-226	EPA 9315	**1.11 ± 0.310 (0.209) C:92% T:NA**	pCi/L	02/28/24 07:38	13982-63-3	
	Pace Analytical Services - Greensburg					
Radium-228	EPA 9320	**0.423U ± 0.332 (0.649) C:79% T:81%**	pCi/L	02/29/24 11:38	15262-20-1	
	Pace Analytical Services - Greensburg					
Total Radium	Total Radium Calculation	**1.53 ± 0.642 (0.858)**	pCi/L	03/05/24 14:33	7440-14-4	

REPORT OF LABORATORY ANALYSIS

This report shall not be reproduced, except in full,
without the written consent of Pace Analytical Services, LLC.

Pace Analytical Services, LLC
9800 Kincey Ave. Suite 100
Huntersville, NC 28078
(704)875-9092

ANALYTICAL RESULTS - RADIOCHEMISTRY

Project: Bowen AP-1- RAD
Pace Project No.: 92711021

Sample: BOW-AP1-FB-04 **Lab ID: 92711021049** Collected: 02/07/24 14:34 Received: 02/09/24 12:47 Matrix: Water
PWS: Site ID: Sample Type:

Parameters	Method	Act ± Unc (MDC) Carr Trac	Units	Analyzed	CAS No.	Qual
	Pace Analytical Services - Greensburg					
Radium-226	EPA 9315	**0.0290U ± 0.110 (0.273) C:93% T:NA**	pCi/L	02/28/24 07:38	13982-63-3	
	Pace Analytical Services - Greensburg					
Radium-228	EPA 9320	**0.0617U ± 0.294 (0.675) C:76% T:83%**	pCi/L	02/29/24 11:39	15262-20-1	
	Pace Analytical Services - Greensburg					
Total Radium	Total Radium Calculation	**0.0907U ± 0.404 (0.948)**	pCi/L	03/05/24 14:33	7440-14-4	

REPORT OF LABORATORY ANALYSIS

This report shall not be reproduced, except in full,
without the written consent of Pace Analytical Services, LLC.

Pace Analytical Services, LLC
9800 Kincey Ave. Suite 100
Huntersville, NC 28078
(704)875-9092

ANALYTICAL RESULTS - RADIOCHEMISTRY

Project: Bowen AP-1- RAD
Pace Project No.: 92711021

Sample: BOW-AP1-EB-02 **Lab ID: 92711021050** Collected: 02/08/24 14:55 Received: 02/09/24 12:47 Matrix: Water
PWS: Site ID: Sample Type:

Parameters	Method	Act ± Unc (MDC) Carr Trac	Units	Analyzed	CAS No.	Qual
	Pace Analytical Services - Greensburg					
Radium-226	EPA 9315	**0.0428U ± 0.0980 (0.232) C:93% T:NA**	pCi/L	02/28/24 07:41	13982-63-3	
	Pace Analytical Services - Greensburg					
Radium-228	EPA 9320	**0.509U ± 0.347 (0.664) C:83% T:89%**	pCi/L	02/29/24 11:38	15262-20-1	
	Pace Analytical Services - Greensburg					
Total Radium	Total Radium Calculation	**0.552U ± 0.445 (0.896)**	pCi/L	03/05/24 14:33	7440-14-4	

REPORT OF LABORATORY ANALYSIS

This report shall not be reproduced, except in full,
without the written consent of Pace Analytical Services, LLC.

Pace Analytical Services, LLC
9800 Kincey Ave. Suite 100
Huntersville, NC 28078
(704)875-9092

QUALITY CONTROL - RADIOCHEMISTRY

Project: Bowen AP-1- RAD
Pace Project No.: 92711021

QC Batch: 647678 Analysis Method: EPA 9320
QC Batch Method: EPA 9320 Analysis Description: 9320 Radium 228
Laboratory: Pace Analytical Services - Greensburg
Associated Lab Samples: 92711021020, 92711021021, 92711021022, 92711021023, 92711021024, 92711021025, 92711021026, 92711021027, 92711021028, 92711021029, 92711021030, 92711021031, 92711021032, 92711021033

METHOD BLANK: 3156333 Matrix: Water
Associated Lab Samples: 92711021020, 92711021021, 92711021022, 92711021023, 92711021024, 92711021025, 92711021026, 92711021027, 92711021028, 92711021029, 92711021030, 92711021031, 92711021032, 92711021033

Parameter	Act ± Unc (MDC) Carr Trac	Units	Analyzed	Qualifiers
Radium-228	0.591 ± 0.314 (0.546) C:85% T:84%	pCi/L	02/22/24 11:23	

Results presented on this page are in the units indicated by the "Units" column except where an alternate unit is presented to the right of the result.

REPORT OF LABORATORY ANALYSIS

This report shall not be reproduced, except in full,
without the written consent of Pace Analytical Services, LLC.

Pace Analytical Services, LLC
9800 Kincey Ave. Suite 100
Huntersville, NC 28078
(704)875-9092

QUALITY CONTROL - RADIOCHEMISTRY

Project: Bowen AP-1- RAD
Pace Project No.: 92711021

QC Batch: 646854
QC Batch Method: EPA 9315
Analysis Method: EPA 9315
Analysis Description: 9315 Total Radium
Laboratory: Pace Analytical Services - Greensburg
Associated Lab Samples: 92711021007, 92711021008, 92711021009, 92711021010, 92711021011, 92711021012, 92711021013, 92711021014, 92711021015, 92711021016

METHOD BLANK: 3151499
Matrix: Water
Associated Lab Samples: 92711021007, 92711021008, 92711021009, 92711021010, 92711021011, 92711021012, 92711021013, 92711021014, 92711021015, 92711021016

Parameter	Act ± Unc (MDC) Carr Trac	Units	Analyzed	Qualifiers
Radium-226	-0.00280 ± 0.138 (0.384) C:90% T:NA	pCi/L	02/16/24 08:25	

Results presented on this page are in the units indicated by the "Units" column except where an alternate unit is presented to the right of the result.

REPORT OF LABORATORY ANALYSIS

This report shall not be reproduced, except in full,
without the written consent of Pace Analytical Services, LLC.

Pace Analytical Services, LLC
9800 Kincey Ave. Suite 100
Huntersville, NC 28078
(704)875-9092

QUALITY CONTROL - RADIOCHEMISTRY

Project: Bowen AP-1- RAD
Pace Project No.: 92711021

QC Batch: 647934 Analysis Method: EPA 9315
QC Batch Method: EPA 9315 Analysis Description: 9315 Total Radium
Laboratory: Pace Analytical Services - Greensburg
Associated Lab Samples: 92711021020, 92711021021, 92711021022, 92711021023, 92711021024, 92711021025, 92711021026, 92711021027, 92711021028, 92711021029, 92711021030, 92711021031, 92711021032, 92711021033

METHOD BLANK: 3157784 Matrix: Water
Associated Lab Samples: 92711021020, 92711021021, 92711021022, 92711021023, 92711021024, 92711021025, 92711021026, 92711021027, 92711021028, 92711021029, 92711021030, 92711021031, 92711021032, 92711021033

Parameter	Act ± Unc (MDC) Carr Trac	Units	Analyzed	Qualifiers
Radium-226	0.0340 ± 0.0895 (0.216) C:94% T:NA	pCi/L	02/27/24 10:08	

Results presented on this page are in the units indicated by the "Units" column except where an alternate unit is presented to the right of the result.

REPORT OF LABORATORY ANALYSIS

This report shall not be reproduced, except in full,
without the written consent of Pace Analytical Services, LLC.

Pace Analytical Services, LLC
9800 Kincey Ave. Suite 100
Huntersville, NC 28078
(704)875-9092

QUALITY CONTROL - RADIOCHEMISTRY

Project: Bowen AP-1- RAD
Pace Project No.: 92711021

QC Batch: 649257 Analysis Method: EPA 9320
QC Batch Method: EPA 9320 Analysis Description: 9320 Radium 228
Laboratory: Pace Analytical Services - Greensburg
Associated Lab Samples: 92711021044, 92711021045, 92711021046, 92711021047, 92711021048, 92711021049, 92711021050

METHOD BLANK: 3163857 Matrix: Water
Associated Lab Samples: 92711021044, 92711021045, 92711021046, 92711021047, 92711021048, 92711021049, 92711021050

Parameter	Act ± Unc (MDC) Carr Trac	Units	Analyzed	Qualifiers
Radium-228	-0.0557 ± 0.253 (0.622) C:76% T:84%	pCi/L	02/29/24 11:37	

Results presented on this page are in the units indicated by the "Units" column except where an alternate unit is presented to the right of the result.

REPORT OF LABORATORY ANALYSIS

This report shall not be reproduced, except in full,
without the written consent of Pace Analytical Services, LLC.

Pace Analytical Services, LLC
9800 Kincey Ave. Suite 100
Huntersville, NC 28078
(704)875-9092

QUALITY CONTROL - RADIOCHEMISTRY

Project: Bowen AP-1- RAD
Pace Project No.: 92711021

QC Batch: 646856
QC Batch Method: EPA 9315
Analysis Method: EPA 9315
Analysis Description: 9315 Total Radium
Laboratory: Pace Analytical Services - Greensburg
Associated Lab Samples: 92711021017, 92711021018, 92711021019

METHOD BLANK: 3151500 Matrix: Water
Associated Lab Samples: 92711021017, 92711021018, 92711021019

Parameter	Act ± Unc (MDC) Carr Trac	Units	Analyzed	Qualifiers
Radium-226	0.0973 ± 0.147 (0.324) C:100% T:NA	pCi/L	02/19/24 08:57	

Results presented on this page are in the units indicated by the "Units" column except where an alternate unit is presented to the right of the result.

REPORT OF LABORATORY ANALYSIS

This report shall not be reproduced, except in full,
without the written consent of Pace Analytical Services, LLC.

Pace Analytical Services, LLC
9800 Kincey Ave. Suite 100
Huntersville, NC 28078
(704)875-9092

QUALITY CONTROL - RADIOCHEMISTRY

Project: Bowen AP-1- RAD
Pace Project No.: 92711021

QC Batch: 649226
QC Batch Method: EPA 9315
Analysis Method: EPA 9315
Analysis Description: 9315 Total Radium
Laboratory: Pace Analytical Services - Greensburg
Associated Lab Samples: 92711021034, 92711021035, 92711021036, 92711021037, 92711021038, 92711021039, 92711021040, 92711021041, 92711021042, 92711021043, 92711021044

METHOD BLANK: 3163747
Matrix: Water
Associated Lab Samples: 92711021034, 92711021035, 92711021036, 92711021037, 92711021038, 92711021039, 92711021040, 92711021041, 92711021042, 92711021043, 92711021044

Parameter	Act ± Unc (MDC) Carr Trac	Units	Analyzed	Qualifiers
Radium-226	-0.0292 ± 0.237 (0.633) C:94% T:NA	pCi/L	02/27/24 10:10	

Results presented on this page are in the units indicated by the "Units" column except where an alternate unit is presented to the right of the result.

REPORT OF LABORATORY ANALYSIS

This report shall not be reproduced, except in full,
without the written consent of Pace Analytical Services, LLC.

Pace Analytical Services, LLC
9800 Kincey Ave. Suite 100
Huntersville, NC 28078
(704)875-9092

QUALITY CONTROL - RADIOCHEMISTRY

Project: Bowen AP-1- RAD
Pace Project No.: 92711021

QC Batch: 648795
QC Batch Method: EPA 9320
Analysis Method: EPA 9320
Analysis Description: 9320 Radium 228
Laboratory: Pace Analytical Services - Greensburg
Associated Lab Samples: 92711021034, 92711021035, 92711021036, 92711021037, 92711021038, 92711021039, 92711021040, 92711021041, 92711021042, 92711021043

METHOD BLANK: 3161393 Matrix: Water
Associated Lab Samples: 92711021034, 92711021035, 92711021036, 92711021037, 92711021038, 92711021039, 92711021040, 92711021041, 92711021042, 92711021043

Parameter	Act ± Unc (MDC) Carr Trac	Units	Analyzed	Qualifiers
Radium-228	0.220 ± 0.276 (0.582) C:75% T:93%	pCi/L	02/23/24 11:08	

Results presented on this page are in the units indicated by the "Units" column except where an alternate unit is presented to the right of the result.

REPORT OF LABORATORY ANALYSIS

This report shall not be reproduced, except in full,
without the written consent of Pace Analytical Services, LLC.

Pace Analytical Services, LLC
9800 Kincey Ave. Suite 100
Huntersville, NC 28078
(704)875-9092

QUALITY CONTROL - RADIOCHEMISTRY

Project: Bowen AP-1- RAD
Pace Project No.: 92711021

QC Batch: 646986 Analysis Method: EPA 9320
QC Batch Method: EPA 9320 Analysis Description: 9320 Radium 228
Laboratory: Pace Analytical Services - Greensburg
Associated Lab Samples: 92711021015, 92711021016, 92711021017, 92711021018, 92711021019

METHOD BLANK: 3152359 Matrix: Water
Associated Lab Samples: 92711021015, 92711021016, 92711021017, 92711021018, 92711021019

Parameter	Act ± Unc (MDC) Carr Trac	Units	Analyzed	Qualifiers
Radium-228	0.305 ± 0.286 (0.582) C:86% T:87%	pCi/L	02/20/24 11:22	

Results presented on this page are in the units indicated by the "Units" column except where an alternate unit is presented to the right of the result.

REPORT OF LABORATORY ANALYSIS

This report shall not be reproduced, except in full,
without the written consent of Pace Analytical Services, LLC.

Pace Analytical Services, LLC
9800 Kincey Ave. Suite 100
Huntersville, NC 28078
(704)875-9092

QUALITY CONTROL - RADIOCHEMISTRY

Project: Bowen AP-1- RAD
Pace Project No.: 92711021

QC Batch: 646549 | Analysis Method: EPA 9320
QC Batch Method: EPA 9320 | Analysis Description: 9320 Radium 228
Laboratory: Pace Analytical Services - Greensburg
Associated Lab Samples: 92711021001, 92711021002, 92711021003, 92711021004, 92711021005, 92711021006

METHOD BLANK: 3149922 Matrix: Water
Associated Lab Samples: 92711021001, 92711021002, 92711021003, 92711021004, 92711021005, 92711021006

Parameter	Act ± Unc (MDC) Carr Trac	Units	Analyzed	Qualifiers
Radium-228	0.178 ± 0.315 (0.689) C:84% T:86%	pCi/L	02/14/24 14:52	

Results presented on this page are in the units indicated by the "Units" column except where an alternate unit is presented to the right of the result.

REPORT OF LABORATORY ANALYSIS

This report shall not be reproduced, except in full,
without the written consent of Pace Analytical Services, LLC.

Pace Analytical Services, LLC
9800 Kincey Ave. Suite 100
Huntersville, NC 28078
(704)875-9092

QUALITY CONTROL - RADIOCHEMISTRY

Project: Bowen AP-1- RAD
Pace Project No.: 92711021

QC Batch: 649569 | Analysis Method: EPA 9315
QC Batch Method: EPA 9315 | Analysis Description: 9315 Total Radium
Laboratory: Pace Analytical Services - Greensburg
Associated Lab Samples: 92711021045, 92711021046, 92711021047, 92711021048, 92711021049, 92711021050

METHOD BLANK: 3165288 Matrix: Water
Associated Lab Samples: 92711021045, 92711021046, 92711021047, 92711021048, 92711021049, 92711021050

Parameter	Act ± Unc (MDC) Carr Trac	Units	Analyzed	Qualifiers
Radium-226	0.0147 ± 0.129 (0.325) C:96% T:NA	pCi/L	02/28/24 07:38	

Results presented on this page are in the units indicated by the "Units" column except where an alternate unit is presented to the right of the result.

REPORT OF LABORATORY ANALYSIS

This report shall not be reproduced, except in full,
without the written consent of Pace Analytical Services, LLC.

Pace Analytical Services, LLC
9800 Kincey Ave. Suite 100
Huntersville, NC 28078
(704)875-9092

QUALITY CONTROL - RADIOCHEMISTRY

Project: Bowen AP-1- RAD
Pace Project No.: 92711021

QC Batch: 646984
QC Batch Method: EPA 9320
Analysis Method: EPA 9320
Analysis Description: 9320 Radium 228
Laboratory: Pace Analytical Services - Greensburg
Associated Lab Samples: 92711021007, 92711021008, 92711021009, 92711021010, 92711021011, 92711021012, 92711021013, 92711021014

METHOD BLANK: 3152356 Matrix: Water
Associated Lab Samples: 92711021007, 92711021008, 92711021009, 92711021010, 92711021011, 92711021012, 92711021013, 92711021014

Parameter	Act ± Unc (MDC) Carr Trac	Units	Analyzed	Qualifiers
Radium-228	0.898 ± 0.401 (0.652) C:84% T:81%	pCi/L	02/20/24 11:21	

Results presented on this page are in the units indicated by the "Units" column except where an alternate unit is presented to the right of the result.

REPORT OF LABORATORY ANALYSIS

This report shall not be reproduced, except in full,
without the written consent of Pace Analytical Services, LLC.

Pace Analytical Services, LLC
9800 Kincey Ave. Suite 100
Huntersville, NC 28078
(704)875-9092

QUALITY CONTROL - RADIOCHEMISTRY

Project: Bowen AP-1- RAD
Pace Project No.: 92711021

QC Batch: 646418 | Analysis Method: EPA 9315
QC Batch Method: EPA 9315 | Analysis Description: 9315 Total Radium
Laboratory: Pace Analytical Services - Greensburg
Associated Lab Samples: 92711021001, 92711021002, 92711021003, 92711021004, 92711021005, 92711021006

METHOD BLANK: 3149577 Matrix: Water
Associated Lab Samples: 92711021001, 92711021002, 92711021003, 92711021004, 92711021005, 92711021006

Parameter	Act ± Unc (MDC) Carr Trac	Units	Analyzed	Qualifiers
Radium-226	0.0659 ± 0.0944 (0.204) C:100% T:NA	pCi/L	02/15/24 08:16	

Results presented on this page are in the units indicated by the "Units" column except where an alternate unit is presented to the right of the result.

REPORT OF LABORATORY ANALYSIS

This report shall not be reproduced, except in full,
without the written consent of Pace Analytical Services, LLC.

Pace Analytical Services, LLC
9800 Kincey Ave. Suite 100
Huntersville, NC 28078
(704)875-9092

QUALIFIERS

Project: Bowen AP-1- RAD
Pace Project No.: 92711021

DEFINITIONS

DF - Dilution Factor, if reported, represents the factor applied to the reported data due to dilution of the sample aliquot.

ND - Not Detected at or above adjusted reporting limit.

TNTC - Too Numerous To Count

J - Estimated concentration above the adjusted method detection limit and below the adjusted reporting limit.

MDL - Adjusted Method Detection Limit.

PQL - Practical Quantitation Limit.

RL - Reporting Limit - The lowest concentration value that meets project requirements for quantitative data with known precision and bias for a specific analyte in a specific matrix.

S - Surrogate

1,2-Diphenylhydrazine decomposes to and cannot be separated from Azobenzene using Method 8270. The result for each analyte is a combined concentration.

Consistent with EPA guidelines, unrounded data are displayed and have been used to calculate % recovery and RPD values.

LCS(D) - Laboratory Control Sample (Duplicate)

MS(D) - Matrix Spike (Duplicate)

DUP - Sample Duplicate

RPD - Relative Percent Difference

NC - Not Calculable.

SG - Silica Gel - Clean-Up

U - Indicates the compound was analyzed for, but not detected.

Acid preservation may not be appropriate for 2 Chloroethylvinyl ether.

A separate vial preserved to a pH of 4-5 is recommended in SW846 Chapter 4 for the analysis of Acrolein and Acrylonitrile by EPA Method 8260.

N-Nitrosodiphenylamine decomposes and cannot be separated from Diphenylamine using Method 8270. The result reported for each analyte is a combined concentration.

Reported results are not rounded until the final step prior to reporting. Therefore, calculated parameters that are typically reported as "Total" may vary slightly from the sum of the reported component parameters.

Act - Activity

Unc - Uncertainty: SDWA = 1.96 sigma count uncertainty, all other matrices = Expanded Uncertainty (95% confidence interval). Gamma Spec = Expanded Uncertainty (95.4% Confidence Interval)

(MDC) - Minimum Detectable Concentration

Trac - Tracer Recovery (%)

Carr - Carrier Recovery (%)

Pace Analytical is TNI accredited. Contact your Pace PM for the current list of accredited analytes.

TNI - The NELAC Institute.

This report shall not be reproduced, except in full,
without the written consent of Pace Analytical Services, LLC.

Pace Analytical Services, LLC
9800 Kincey Ave. Suite 100
Huntersville, NC 28078
(704)875-9092

QUALITY CONTROL DATA CROSS REFERENCE TABLE

Project: Bowen AP-1- RAD
Pace Project No.: 92711021

Lab ID	Sample ID	QC Batch Method	QC Batch	Analytical Method	Analytical Batch
92711021001	**BOW-BGWC-24**	EPA 9315	646418		
92711021002	**BOW-BGWC-36D**	EPA 9315	646418		
92711021003	**BOW-BGWC-43D**	EPA 9315	646418		
92711021004	**BOW-AP1-FD-01**	EPA 9315	646418		
92711021005	**BOW-AP1-FB-01**	EPA 9315	646418		
92711021006	**BOW-AP1-EB-01**	EPA 9315	646418		
92711021007	**BOW-BGWA-47D**	EPA 9315	646854		
92711021008	**BOW-BGWA-48D**	EPA 9315	646854		
92711021009	**BOW-BGWC-8**	EPA 9315	646854		
92711021010	**BOW-BGWC-9**	EPA 9315	646854		
92711021011	**BOW-BGWC-10**	EPA 9315	646854		
92711021012	**BOW-BGWC-12**	EPA 9315	646854		
92711021013	**BOW-BGWC-14A**	EPA 9315	646854		
92711021014	**BOW-BGWC-16**	EPA 9315	646854		
92711021015	**BOW-BGWC-17**	EPA 9315	646854		
92711021016	**BOW-BGWA-6**	EPA 9315	646854		
92711021017	**BOW-BGWC-44D**	EPA 9315	646856		
92711021018	**BOW-BGWC-50D**	EPA 9315	646856		
92711021019	**BOW-AP1-FB-02**	EPA 9315	646856		
92711021020	**BOW-BGWC-7**	EPA 9315	647934		
92711021021	**BOW-BGWA-29**	EPA 9315	647934		
92711021022	**BOW-BGWC-18**	EPA 9315	647934		
92711021023	**BOW-BGWC-19**	EPA 9315	647934		
92711021024	**BOW-BGWC-20**	EPA 9315	647934		
92711021025	**BOW-BGWC-21**	EPA 9315	647934		
92711021026	**BOW-BGWC-31**	EPA 9315	647934		
92711021027	**BOW-BGWC-25**	EPA 9315	647934		
92711021028	**BOW-BGWC-34D**	EPA 9315	647934		
92711021029	**BOW-BGWC-51**	EPA 9315	647934		
92711021030	**BOW-BGWC-52**	EPA 9315	647934		
92711021031	**BOW-AP1-FD-03**	EPA 9315	647934		
92711021032	**BOW-AP1-FB-03**	EPA 9315	647934		
92711021033	**BOW-AP1-FD-02**	EPA 9315	647934		
92711021034	**BOW-BGWA-33**	EPA 9315	649226		
92711021035	**BOW-BGWA-2**	EPA 9315	649226		
92711021036	**BOW-BGWC-22**	EPA 9315	649226		
92711021037	**BOW-BGWC-23**	EPA 9315	649226		
92711021038	**BOW-BGWC-30**	EPA 9315	649226		
92711021039	**BOW-BGWC-38D**	EPA 9315	649226		
92711021040	**BOW-BGWC-35D**	EPA 9315	649226		
92711021041	**BOW-BGWC-37D**	EPA 9315	649226		
92711021042	**BOW-BGWC-32**	EPA 9315	649226		
92711021043	**BOW-BGWC-49D**	EPA 9315	649226		
92711021044	**BOW-BGWC-40**	EPA 9315	649226		
92711021045	**BOW-BGWC-41D**	EPA 9315	649569		
92711021046	**BOW-BGWC-42D**	EPA 9315	649569		

REPORT OF LABORATORY ANALYSIS

This report shall not be reproduced, except in full,
without the written consent of Pace Analytical Services, LLC.

Pace Analytical Services, LLC
9800 Kincey Ave. Suite 100
Huntersville, NC 28078
(704)875-9092

QUALITY CONTROL DATA CROSS REFERENCE TABLE

Project: Bowen AP-1- RAD
Pace Project No.: 92711021

Lab ID	Sample ID	QC Batch Method	QC Batch	Analytical Method	Analytical Batch
92711021047	**BOW-BGWC-39**	EPA 9315	649569		
92711021048	**BOW-AP1-FD-04**	EPA 9315	649569		
92711021049	**BOW-AP1-FB-04**	EPA 9315	649569		
92711021050	**BOW-AP1-EB-02**	EPA 9315	649569		
92711021001	**BOW-BGWC-24**	EPA 9320	646549		
92711021002	**BOW-BGWC-36D**	EPA 9320	646549		
92711021003	**BOW-BGWC-43D**	EPA 9320	646549		
92711021004	**BOW-AP1-FD-01**	EPA 9320	646549		
92711021005	**BOW-AP1-FB-01**	EPA 9320	646549		
92711021006	**BOW-AP1-EB-01**	EPA 9320	646549		
92711021007	**BOW-BGWA-47D**	EPA 9320	646984		
92711021008	**BOW-BGWA-48D**	EPA 9320	646984		
92711021009	**BOW-BGWC-8**	EPA 9320	646984		
92711021010	**BOW-BGWC-9**	EPA 9320	646984		
92711021011	**BOW-BGWC-10**	EPA 9320	646984		
92711021012	**BOW-BGWC-12**	EPA 9320	646984		
92711021013	**BOW-BGWC-14A**	EPA 9320	646984		
92711021014	**BOW-BGWC-16**	EPA 9320	646984		
92711021015	**BOW-BGWC-17**	EPA 9320	646986		
92711021016	**BOW-BGWA-6**	EPA 9320	646986		
92711021017	**BOW-BGWC-44D**	EPA 9320	646986		
92711021018	**BOW-BGWC-50D**	EPA 9320	646986		
92711021019	**BOW-AP1-FB-02**	EPA 9320	646986		
92711021020	**BOW-BGWC-7**	EPA 9320	647678		
92711021021	**BOW-BGWA-29**	EPA 9320	647678		
92711021022	**BOW-BGWC-18**	EPA 9320	647678		
92711021023	**BOW-BGWC-19**	EPA 9320	647678		
92711021024	**BOW-BGWC-20**	EPA 9320	647678		
92711021025	**BOW-BGWC-21**	EPA 9320	647678		
92711021026	**BOW-BGWC-31**	EPA 9320	647678		
92711021027	**BOW-BGWC-25**	EPA 9320	647678		
92711021028	**BOW-BGWC-34D**	EPA 9320	647678		
92711021029	**BOW-BGWC-51**	EPA 9320	647678		
92711021030	**BOW-BGWC-52**	EPA 9320	647678		
92711021031	**BOW-AP1-FD-03**	EPA 9320	647678		
92711021032	**BOW-AP1-FB-03**	EPA 9320	647678		
92711021033	**BOW-AP1-FD-02**	EPA 9320	647678		
92711021034	**BOW-BGWA-33**	EPA 9320	648795		
92711021035	**BOW-BGWA-2**	EPA 9320	648795		
92711021036	**BOW-BGWC-22**	EPA 9320	648795		
92711021037	**BOW-BGWC-23**	EPA 9320	648795		
92711021038	**BOW-BGWC-30**	EPA 9320	648795		
92711021039	**BOW-BGWC-38D**	EPA 9320	648795		
92711021040	**BOW-BGWC-35D**	EPA 9320	648795		
92711021041	**BOW-BGWC-37D**	EPA 9320	648795		
92711021042	**BOW-BGWC-32**	EPA 9320	648795		

REPORT OF LABORATORY ANALYSIS

This report shall not be reproduced, except in full,
without the written consent of Pace Analytical Services, LLC.

Pace Analytical Services, LLC
9800 Kincey Ave. Suite 100
Huntersville, NC 28078
(704)875-9092

QUALITY CONTROL DATA CROSS REFERENCE TABLE

Project: Bowen AP-1- RAD
Pace Project No.: 92711021

Lab ID	Sample ID	QC Batch Method	QC Batch	Analytical Method	Analytical Batch
92711021043	**BOW-BGWC-49D**	EPA 9320	648795		
92711021044	**BOW-BGWC-40**	EPA 9320	649257		
92711021045	**BOW-BGWC-41D**	EPA 9320	649257		
92711021046	**BOW-BGWC-42D**	EPA 9320	649257		
92711021047	**BOW-BGWC-39**	EPA 9320	649257		
92711021048	**BOW-AP1-FD-04**	EPA 9320	649257		
92711021049	**BOW-AP1-FB-04**	EPA 9320	649257		
92711021050	**BOW-AP1-EB-02**	EPA 9320	649257		
92711021001	**BOW-BGWC-24**	Total Radium Calculation	649312		
92711021002	**BOW-BGWC-36D**	Total Radium Calculation	649312		
92711021003	**BOW-BGWC-43D**	Total Radium Calculation	649312		
92711021004	**BOW-AP1-FD-01**	Total Radium Calculation	649312		
92711021005	**BOW-AP1-FB-01**	Total Radium Calculation	649312		
92711021006	**BOW-AP1-EB-01**	Total Radium Calculation	649312		
92711021007	**BOW-BGWA-47D**	Total Radium Calculation	650144		
92711021008	**BOW-BGWA-48D**	Total Radium Calculation	650144		
92711021009	**BOW-BGWC-8**	Total Radium Calculation	650144		
92711021010	**BOW-BGWC-9**	Total Radium Calculation	650144		
92711021011	**BOW-BGWC-10**	Total Radium Calculation	650144		
92711021012	**BOW-BGWC-12**	Total Radium Calculation	650144		
92711021013	**BOW-BGWC-14A**	Total Radium Calculation	650144		
92711021014	**BOW-BGWC-16**	Total Radium Calculation	650144		
92711021015	**BOW-BGWC-17**	Total Radium Calculation	650144		
92711021016	**BOW-BGWA-6**	Total Radium Calculation	650144		
92711021017	**BOW-BGWC-44D**	Total Radium Calculation	650144		
92711021018	**BOW-BGWC-50D**	Total Radium Calculation	650144		
92711021019	**BOW-AP1-FB-02**	Total Radium Calculation	650144		
92711021020	**BOW-BGWC-7**	Total Radium Calculation	651999		
92711021021	**BOW-BGWA-29**	Total Radium Calculation	651999		
92711021022	**BOW-BGWC-18**	Total Radium Calculation	651999		
92711021023	**BOW-BGWC-19**	Total Radium Calculation	651999		
92711021024	**BOW-BGWC-20**	Total Radium Calculation	651999		
92711021025	**BOW-BGWC-21**	Total Radium Calculation	651999		
92711021026	**BOW-BGWC-31**	Total Radium Calculation	651999		
92711021027	**BOW-BGWC-25**	Total Radium Calculation	651999		
92711021028	**BOW-BGWC-34D**	Total Radium Calculation	651999		
92711021029	**BOW-BGWC-51**	Total Radium Calculation	651999		
92711021030	**BOW-BGWC-52**	Total Radium Calculation	651999		
92711021031	**BOW-AP1-FD-03**	Total Radium Calculation	651999		
92711021032	**BOW-AP1-FB-03**	Total Radium Calculation	651999		
92711021033	**BOW-AP1-FD-02**	Total Radium Calculation	651999		
92711021034	**BOW-BGWA-33**	Total Radium Calculation	651982		
92711021035	**BOW-BGWA-2**	Total Radium Calculation	651982		
92711021036	**BOW-BGWC-22**	Total Radium Calculation	651982		
92711021037	**BOW-BGWC-23**	Total Radium Calculation	651982		
92711021038	**BOW-BGWC-30**	Total Radium Calculation	651982		

REPORT OF LABORATORY ANALYSIS

This report shall not be reproduced, except in full,
without the written consent of Pace Analytical Services, LLC.

Pace Analytical Services, LLC
9800 Kincey Ave. Suite 100
Huntersville, NC 28078
(704)875-9092

QUALITY CONTROL DATA CROSS REFERENCE TABLE

Project: Bowen AP-1- RAD
Pace Project No.: 92711021

Lab ID	Sample ID	QC Batch Method	QC Batch	Analytical Method	Analytical Batch
92711021039	**BOW-BGWC-38D**	Total Radium Calculation	651982		
92711021040	**BOW-BGWC-35D**	Total Radium Calculation	651982		
92711021041	**BOW-BGWC-37D**	Total Radium Calculation	651982		
92711021042	**BOW-BGWC-32**	Total Radium Calculation	651982		
92711021043	**BOW-BGWC-49D**	Total Radium Calculation	651982		
92711021044	**BOW-BGWC-40**	Total Radium Calculation	652896		
92711021045	**BOW-BGWC-41D**	Total Radium Calculation	652896		
92711021046	**BOW-BGWC-42D**	Total Radium Calculation	652896		
92711021047	**BOW-BGWC-39**	Total Radium Calculation	652896		
92711021048	**BOW-AP1-FD-04**	Total Radium Calculation	652896		
92711021049	**BOW-AP1-FB-04**	Total Radium Calculation	652896		
92711021050	**BOW-AP1-EB-02**	Total Radium Calculation	652896		

This report shall not be reproduced, except in full,
without the written consent of Pace Analytical Services, LLC.

DC#_Title: ENV-FRM-HUN1-0083 v03_Sample Condition Upon Receipt

Effective Date: 11/29/2023

Laboratory receiving samples:
Asheville ☐ Eden ☐ Greenwood ☐ Huntersville ☐ Raleigh ☐ Mechanicsville ☐ Atlanta ☑ Kernersville ☐

Sample Condition Upon Receipt

Client Name: Georgia Power-Bowen

Project #: **WO# : 92711021**

92711021

Courier: ☐ Commercial ☐ Fed Ex ☑ Pace ☐ UPS ☐ USPS ☐ Other:____ ☐ Client

Custody Seal Present? ☐ Yes ☑ No Seals Intact? ☐ Yes ☐ No ☑ N/A

Date/Initials Person Examining Contents: SG 1/31/2

Packing Material: ☑ Bubble Wrap ☐ Bubble Bags ☐ None ☐ Other

Biological Tissue Frozen? ☐ Yes ☐ No ☑ N/A

Thermometer: ☑ IR Gun ID: 214 Type of Ice: ☑ Wet ☐ Blue ☐ None

Cooler Temp: 4.3 Correction Factor: Add/Subtract (°C) -0.1

Temp should be above freezing to 6°C
☐ Samples out of temp criteria. Samples on ice, cooling proc has begun

Cooler Temp Corrected (°C): 4.2

USDA Regulated Soil (☐ N/A, water sample)
Did samples originate in a quarantine zone within the United States: CA, NY, or SC (check maps)? ☐ Yes ☐ No

Did samples originate from a foreign source (internationally, including Hawaii and Puerto Rico)? ☐ Yes ☐ No

				Comments/Discrepancy:
Chain of Custody Present?	☑ Yes	☐ No	☐ N/A	1.
Samples Arrived within Hold Time?	☑ Yes	☐ No	☐ N/A	2.
Short Hold Time Analysis (<72 hr.)?	☐ Yes	☑ No	☐ N/A	3.
Rush Turn Around Time Requested?	☐ Yes	☑ No	☐ N/A	4.
Sufficient Volume?	☑ Yes	☐ No	☐ N/A	5.
Correct Containers Used?	☑ Yes	☐ No	☐ N/A	6.
-Pace Containers Used?	☑ Yes	☐ No	☐ N/A	
Containers Intact?	☑ Yes	☐ No	☐ N/A	7.
Dissolved analysis: Samples Field Filtered?	☐ Yes	☐ No	☑ N/A	8.
Sample Labels Match COC?	☑ Yes	☐ No	☐ N/A	9.
-Includes Date/Time/ID/Analysis Matrix: W G				
Headspace in VOA Vials (>5-6mm)?	☐ Yes	☐ No	☑ N/A	10.
Trip Blank Present?	☐ Yes	☐ No	☑ N/A	11.
Trip Blank Custody Seals Present?	☐ Yes	☐ No	☑ N/A	

Field Data Required? ☐ Yes ☐ No

COMMENTS/SAMPLE DISCREPANCY

Many Samples Missing from cooler but present on COC, only Samples with Date+Ti. Seem to be present

Lot ID of split containers:

CLIENT NOTIFICATION/RESOLUTION

Person contacted: _____ Date/Time: _____

Project Manager SCURF Review: _____ **Date:** _____

Project Manager SRF Review: _____ **Date:** _____

WO#: 92711021

Project

PM: BV **Due Date: 02/21/24**

CLIENT: 92-GP-BOWLF

***Check mark top half of box if pH and/or dechlorination is verified and within the acceptance range for preservation samples.**

Exceptions: VOA, Coliform, TOC, Oil and Grease, DRO/8015 (water) DOC, LLHg

****Bottom half of box is to list number of bottles**

*****Check all unpreserved Nitrates for chlorine**

Item#	BP4U-125 mL Plastic Unpreserved (N/A) (Cl-)	BP3U-250 mL Plastic Unpreserved (N/A)	BP2U-500 mL Plastic Unpreserved (N/A)	BP1U-1 liter Plastic Unpreserved (N/A)	BP4S-125 mL Plastic H2SO4 (pH < 2) (Cl-)	BP3N-250 mL plastic HNO3 (pH < 2)	BP4Z-125 mL Plastic ZN Acetate & NaOH (>9)	BP4B-125 mL Plastic NaOH (pH > 12) (Cl-)	WGFU-Wide-mouthed Glass jar Unpreserved	AG1U-1 liter Amber Unpreserved (N/A) (Cl-)	AG1H-1 liter Amber HCl (pH < 2)	AG3U-250 mL Amber Unpreserved (N/A) (Cl-)	AG1S-1 liter Amber H2SO4 (pH < 2)	AG3S-250 mL Amber H2SO4 (pH < 2)	DG94-40 mL Amber NH4Cl (N/A)(Cl-)	DG9H-40 mL VOA HCl (N/A)	VG9T-40 mL VOA Na2S2O3 (N/A)	VG9U-40 mL VOA Unpreserved (N/A)	DG9V-40 mL VOA H3PO4 (N/A)	KP7U-50 mL Plastic Unpreserved (N/A)	V/GK (3 vials per kit)-VPH/Gas kit (N/A)	5P5T-125 mL Sterile Plastic (N/A – lab)	SP2T-250 mL Sterile Plastic (N/A – lab)	BDIN	BP3R-250 mL Plastic (NH2)2SO4 (9.3-9.7)	AG0U-100 mL Amber Unpreserved (N/A) (Cl-)	VSGU-20 mL Scintillation vials (N/A)	DG9U-40 mL Amber Unpreserved vials (N/A)
1		2	1			1	1																		2				
2		2	1			1	1																		2				
3		2	1			1	1																		2				
4		2	1			1	1																		2				
5		2	1			1	1																		2				
6		2	1			1	1																		2				
7																													
8																													
9																													
10																													
11																													
12																													

pH Adjustment Log for Preserved Samples

Sample ID	Type of Preservative	pH upon receipt	Date preservation adjusted	Time preservation adjusted	Amount of Preservative added	Lot #

Note: Whenever there is a discrepancy affecting North Carolina compliance samples, a copy of this form will be sent to the North Carolina DENR Certification Office (i.e. Out of hold, incorrect preservative, out of temp, incorrect containers.

Pace® Location Requested (City/State):

Pace Analytical Charlotte
9800 Kinney Ave. Suite 105, Huntersville, NC 28078

CHAIN-OF-CUSTODY Analytical Request Document

Chain-of-Custody is a LEGAL DOCUMENT - Complete all relevant fields

LAB USE ONLY- Affix Workorder/Login Label Here

92711021

Scan QR Code for instructions

Company Name: Georgia Power - Bowen	Contact/Report To: Kristen Jurinko, Anthony Szwast
Street Address: 241 Ralph McGill Blvd NE, Atlanta, GA 30308	Phone #: (470) 217-0008
	E-Mail: knjurink@southernco.com
	Cc E-Mail: Laura Midkiff, Ben Hodges, Mike Smiley, Noelia Gangi
Customer Project #:	Invoice to: Account Payable
Project Name: Bowen AP-1	Invoice E-mail: georgiapowerinvoices@southernco.com
Site Collection Info/Facility ID (as applicable):	Purchase Order # (if applicable): GPC82474-0007
	Quote #:
Time Zone Collected: [ ] AK [ ] PT [ ] MT [ ] CT [X] ET	County / State origin of sample(s): Georgia
Data Deliverables: [ ] Level II [ ] Level III [ ] Level IV [ ] EQUIS [ ] Other	Regulatory Program (DW, RCRA, etc.) as applicable: Reportable [ ] Yes [ ] No
Rush (Pre-approval required): [ ] Same Day [ ] 1 Day [ ] 2 Day [ ] 3 Day Other ____ Date Results Requested:	DW PWSID # or WW Permit # as applicable: Field Filtered (if applicable): [ ] Yes [ ] No Analysis:

* Matrix Codes (Insert in Matrix box below): Drinking Water (DW), Ground Water (GW), Wastewater (WW), Product (P), Soil/Solid (SS), Oil (OL), Wipe (WP), Tissue (TS), Bioassay (B), Vapor (V), Surface Water (SW),Sediment (SED), Sludge (SL), Caulk (CK), Leachate (LL), Biosolid (BS), Other (OT)

** Container Size: [1] 1L, [2] 500mL, [3] 250mL, [4] 125mL, [5] 100mL, [6] 40mL vial, [7] EnCore, [8] TerraCore, [9] 80mL, [10] Other

*** Preservative Types: [1] None, [2] HNO3, [3] H2SO4, [4] HCl, [5] NaOH, [6] Zn Acetate, [7] NaHSO4, [8] Sod. Thiosulfate, [9] Ascorbic Acid, [10] MeOH, [11] Other

Customer Sample ID	Matrix *	Comp / Grab	Composite Start Date	Composite Start Time	Collected or Composite End Date	Collected or Composite End Time	# Cont.	Residual Chlorine Result	Residual Chlorine Units	Specify Container Size **										Identify Container Preservative Type***										Analysis Requested										Lab Use Only	Sample Comment	Preservation non-conformance identified for sample.
										3	2	3	4	3	1					1	1	1	5+6	2	2					2320B Alkalinity	2540C Total Dissolved Solids	300.0-F,SO4, Cl	4500S2D Sulfide	App Metals III/IV + Major Ions	RAD 226/228								
BOW-BGWC-14A	WG	G					7																					X	X	X	X	X	X							
BOW-BGWC-16	WG	G					7																					X	X	X	X	X	X							
BOW-BGWC-17	WG	G					7																					X	X	X	X	X	X							
BOW-BGWC-18	WG	G					7																					X	X	X	X	X	X							
BOW-BGWC-19	WG	G					7																					X	X	X	X	X	X							
BOW-BGWC-20	WG	G					7																					X	X	X	X	X	X							
BOW-BGWC-21	WG	G					7																					X	X	X	X	X	X							
BOW-BGWC-22	WG	G					7																					X	X	X	X	X	X							
BOW-BGWC-23	WG	G					7																					X	X	X	X	X	X							
BOW-BGWC-24	WG	G			1/30/24	1440	7																					X	X	X	X	X	X						001	

Additional Instructions from Pace®:
Task Code: BOW-CCR-ASSMT-2024S1

Collected By:
Printed Name: Kevin Stephenson, William Lanker, Jay Siewert
Signature:

Customer Remarks / Special Conditions / Possible Hazards:

Coolers: Thermometer ID: Correction Factor (°C): Obs. Temp. (°C): Corrected Temp. (°C): [ ] On Ice

Relinquished by/Company: (Signature)	Date/Time:	Received by/Company: (Signature)	Date/Time:
	1/31/24 1040	Ryan W. Williams / Pace	1/31/24 1040
Relinquished by/Company: (Signature)	Date/Time:	Received by/Company: (Signature)	Date/Time:
Ryan W. Williams / Pace	1/31/24 1325		1/31/24 1325
Relinquished by/Company: (Signature)	Date/Time:	Received by/Company: (Signature)	Date/Time:
Relinquished by/Company: (Signature)	Date/Time:	Received by/Company: (Signature)	Date/Time:

Tracking Number:

Delivered by: [ ] In-Person [ ] Courier [ ] FedEx [ ] UPS [ ] Other

Submitting a sample via this chain of custody constitutes acknowledgment and acceptance of the Pace® Terms and Conditions found at https://www.pacelabs.com/resource-library/resource/pace-terms-and-conditions/

Pace® Location Requested (City/State):

Pace Analytical Charlotte
8800 Kinsey Ave. Suite 102, Huntersville, NC 28078

CHAIN-OF-CUSTODY Analytical Request Document

Chain-of-Custody is a LEGAL DOCUMENT - Complete all relevant fields

LAB USE ONLY- Affix Workorder/Login Label Here

Scan QR Code for instructions

Company Name: Georgia Power - Bowen	Contact/Report To: Kristen Jurinko, Anthony Szwast
Street Address: 241 Ralph McGill Blvd NE, Atlanta, GA 30308	Phone #: (470) 217-0008
	E-Mail: knjurink@southernco.com
	Cc E-Mail: Laura Mckiff, Ben Hodges, Mike Smiley, Noelle Gangi
Customer Project #:	Invoice to: Account Payable
Project Name: Bowen AP-1	Invoice E-mail: georgiapowerinvoices@southernco.com
Site Collection Info/Facility ID (as applicable):	Purchase Order # (if applicable): GPC82474-0007
	Quote #:
TimeZone Collected: [ ] AK [ ] PT [ ] MT [ ] CT [X] ET	County / State origin of sample(s): Georgia
Data Deliverables: [ ] Level II [ ] Level III [ ] Level IV [ ] EQUIS [ ] Other	Regulatory Program (DW, RCRA, etc.) as applicable: Reportable [ ] Yes [ ] No
	Rush (Pre-approval required): [ ] Same Day [ ] 1 Day [ ] 2 Day [ ] 3 Day Other: Date Results Requested:
	DW PWSID # or WW Permit # as applicable: Field Filtered (if applicable): [ ] Yes [ ] No Analysis:

Specify Container Size**: 3 | 2 | 3 | 4 | 3 | 1

Identify Container Preservative Type***: 1 | 1 | 1 | 5+6 | 2 | 2

** Container Size: (1) 1L, (2) 500mL, (3) 250mL, (4) 125mL, (5) 100mL, (6) 40mL vial, (7) EnCore, (8) TerraCore, (9) 30mL, (10) Other

*** Preservative Types: (1) None, (2) HNO3, (3) H2SO4, (4) HCl, (5) NaOH, (6) Zn Acetate, (7) NaHSO4, (8) Sod. Thiosulfate, (9) Ascorbic Acid, (10) MeOH, (11) Other

* Matrix Codes (Insert in Matrix box below): Drinking Water (DW), Ground Water (GW), Wastewater (WW), Product (P), Soil/Solid (SS), Oil (OL), Wipe (WP), Tissue (TS), Bioassay (B), Vapor (V), Surface Water (SW), Sediment (SED), Sludge (SL), Caulk (CK), Leachate (LE), Biosolid (BS), Other (OT)

Customer Sample ID	Matrix*	Comp / Grab	Composite Start Date	Composite Start Time	Collected or Composite End Date	Collected or Composite End Time	# Cont.	Residual Chlorine Result	Residual Chlorine Units	2320B Alkalinity	2540C Total Dissolved Solids	300.0-F, SO4, Cl	4500S2D Sulfide	App Metals III/IV + Major Ions	RAD 226/228	Sample Comment
BOW-BGWC-25	WG	G					7			X	X	X	X	X	X	
BOW-BGWC-30	WG	G					7			X	X	X	X	X	X	
BOW-BGWA-6	WG	G					7			X	X	X	X	X	X	
BOW-BGWC-31	WG	G					7			X	X	X	X	X	X	
BOW-BGWC-32	WG	G					7			X	X	X	X	X	X	
BOW-BGWC-34D	WG	G					7			X	X	X	X	X	X	
BOW-BGWC-35D	WG	G					7			X	X	X	X	X	X	
BOW-BGWC-36D	WG	G			1/30/24	1035	7			X	X	X	X	X	X	
BOW-BGWC-37D	WG	G					7			X	X	X	X	X	X	
BOW-BGWC-38D	WG	G					7			X	X	X	X	X	X	

Lab Use Only: Proj. Mgr: Bonnie Vang; AcctNum / Client ID:; Table #:; Profile / Template: 16507; Prelog / Bottle Ord. ID: EZ 3057855

Preservation non-conformance identified for sample.

Additional Instructions from Pace®:
Task Code: BOW-CCR-ASSMT-2024S1

Collected By:
Printed Name: Kevin Stephenson, William Lasker, Jay Siewert
Signature:

Customer Remarks / Special Conditions / Possible Hazards:

Coolers: | Thermometer ID: | Correction Factor (°C): | Obs. Temp. (°C): | Corrected Temp. (°C): | [ ] On Ice

Relinquished by/Company: (Signature)	Date/Time:	Received by/Company: (Signature)	Date/Time:	Tracking Number:
Relinquished by/Company: (Signature)	1/31/24 1640	Received by/Company: (Signature)	1/31/24 1046	
Relinquished by/Company: (Signature)	1/31/24 1325	Received by/Company: (Signature)	1/31/24 1325	Delivered by: [ ] In Person [ ] Courier [ ] FedEx [ ] UPS [ ] Other
Relinquished by/Company: (Signature)	Date/Time:	Received by/Company: (Signature)	Date/Time:	
	Date/Time:		Date/Time:	Page: 3 of 5

Submitting a sample via this chain of custody constitutes acknowledgment and acceptance of the Pace® Terms and Conditions found at https://www.pacelabs.com/resource-library/resource/pace-terms-and-conditions/

Pace® Location Requested (City/State):

Pace Analytical Charlotte
9800 Kincey Ave., Suite 100, Huntersville, NC 28078

CHAIN-OF-CUSTODY Analytical Request Document

Chain-of-Custody is a LEGAL DOCUMENT - Complete all relevant fields

LAB USE ONLY- Affix Workorder/Login Label Here

Scan QR Code for Instructions

Company Name: Georgia Power - Bowen	Contact/Report To: Kristen Jurinko, Anthony Szwast
Street Address: 241 Ralph McGill Blvd NE, Atlanta, GA 30308	Phone #: (470) 217-0008
	E-Mail: knjurink@southernco.com
	Cc E-Mail: Laura Midkiff, Ben Hodges, Mike Smiley, Noelia Gangi
Customer Project #:	Invoice to: Account Payable
Project Name: Bowen AP-1	Invoice E-mail: georgiapowerinvoices@southernco.com
Site Collection Info/Facility ID (as applicable):	Purchase Order # (if applicable): GPC82474-0007
	Quote #:
Time Zone Collected: [ ] AK [ ] PT [ ] MT [ ] CT [X] ET	County / State origin of sample(s): Georgia
Data Deliverables: [ ] Level II [ ] Level III [ ] Level IV [ ] EQUIS [ ] Other_____	Regulatory Program (DW, RCRA, etc.) as applicable: Reportable [ ] Yes [ ] No
	Rush (Pre-approval required): [ ] Same Day [ ] 1 Day [ ] 2 Day [ ] 3 Day Other 5-DAY
	Date Results Requested:
	DW PWSID # or WW Permit # as applicable:
	Field Filtered (if applicable): [ ] Yes [ ] No
	Analysis:

Specify Container Size **: 3 2 3 4 3 1

Identify Container Preservative Type***: 1 1 1 5+6 2 2

Analysis Requested

Lab Use Only: Proj. Mgr: Bonnie Vang; Acct.Num / Client ID:; Table #:; Profile / Template: 16507; Prelog / Bottle Ord. ID: EZ 3057855

** Container Size: (1) 1L, (2) 500mL, (3) 250mL, (4) 125mL, (5) 100mL, (6) 40mL vial, (7) EnCore, (8) TerraCore, (9) 80mL, (10) Other

*** Preservative Types: (1) None, (2) HNO3, (3) H2SO4, (4) HCl, (5) NaOH, (6) Zn Acetate, (7) NaHSO4, (8) Sod. Thiosulfate, (9) Ascorbic Acid, (10) MeOH, (11) Other

* Matrix Codes (Insert in Matrix box below): Drinking Water (DW), Ground Water (GW), Wastewater (WW), Product (P), Soil/Solid (SS), Oil (OL), Wipe (WP), Tissue (TS), Bioassay (B), Vapor (V), Surface Water (SW), Sediment (SED), Sludge (SL), Caulk (CK), Leachate (LL), Biosolid (BS), Other (OT)

Customer Sample ID	Matrix*	Comp / Grab	Composite Start Date	Composite Start Time	Collected or Composite End Date	Collected or Composite End Time	# Cont.	Residual Chlorine Result	Residual Chlorine Units	2320B Alkalinity	2540C Total Dissolved Solids	300.0-F,SO4, Cl	4500S2D Sulfide	App Metals III/IV + Major Ions	RAD 226/228	Sample Comment	Preservation non-conformance identified for sample.
BOW-BGWC-39	WG	G					7			X	X	X	X	X	X		
BOW-BGWC-40	WG	G					7			X	X	X	X	X	X		
BOW-BGWC-41D	WG	G					7			X	X	X	X	X	X		
BOW-BGWC-42D	WG	G					7			X	X	X	X	X	X		
BOW-BGWC-43D	WG	G			1/30/24	1212	7			X	X	X	X	X	X	003	
BOW-BGWC-44D	WG	G					7			X	X	X	X	X	X		
BOW-BGWC-49D	WG	G					7			X	X	X	X	X	X		
BOW-BGWC-50D	WG	G					7			X	X	X	X	X	X		
BOW-BGWC-51	WG	G					7			X	X	X	X	X	X		
BOW-BGWC-52	WG	G					7			X	X	X	X	X	X		

Additional Instructions from Pace®:
Task Code: BOW-CCR-ASSMT-2024S1

Collected By: Printed Name: Kevin Stephenson, William Leaker, Jay Stewart
Signature: Pace/Absolute Environmental

Customer Remarks / Special Conditions / Possible Hazards:

Coolers: Thermometer ID: Correction Factor (°C): Obs. Temp. (°C): Corrected Temp. (°C): [ ] On Ice

Relinquished by/Company: (Signature)	Date/Time: 1/31/24 1040	Received by/Company: (Signature)	Date/Time: 1/31/24 1040	Tracking Number:
Relinquished by/Company: (Signature) Pace	Date/Time: 1/31/24 1325	Received by/Company: (Signature) Pace	Date/Time: 1/31/24 1325	Delivered by: [ ] In-Person [ ] Courier [ ] FedEx [ ] UPS [ ] Other
Relinquished by/Company: (Signature)	Date/Time:	Received by/Company: (Signature)	Date/Time:	
Relinquished by/Company: (Signature)	Date/Time:	Received by/Company: (Signature)	Date/Time:	Page: 4 of 5

Submitting a sample via this chain of custody constitutes acknowledgment and acceptance of the Pace® Terms and Conditions found at https://www.pacelabs.com/resource-library/resource/pace-terms-and-conditions/

Pace® Location Requested (City/State):

Pace Analytical Charlotte
9800 Kincey Ave. Suite 100, Huntersville, NC 28078

CHAIN-OF-CUSTODY Analytical Request Document

Chain-of-Custody is a LEGAL DOCUMENT - Complete all relevant fields

LAB USE ONLY- Affix Workorder/Login Label Here

Scan QR Code for instructions

Company Name: Georgia Power - Bowen	Contact/Report To: Kristen Jurinko, Anthony Szwast
Street Address: 241 Ralph McGill Blvd NE, Atlanta, GA 30308	Phone #: (470) 217-0008
	E-Mail: krjurink@southernco.com
	Cc E-Mail: Laura Midkiff, Ben Hodges, Mike Smiley, Noelia Gangi
Customer Project #:	Invoice to: Account Payable
Project Name: Bowen AP-1	Invoice E-mail: georgiapowerinvoices@southernco.com
Site Collection Info/Facility ID (as applicable):	Purchase Order # (if applicable): GPC82474-0007
	Quote #:
Time Zone Collected: [ ] AK [ ] PT [ ] MT [ ] CT [X] ET	County / State origin of sample(s): Georgia
Data Deliverables: [ ] Level II [ ] Level III [ ] Level IV [ ] EQUIS [ ] Other	Regulatory Program (DW, RCRA, etc.) as applicable: Reportable [ ] Yes [ ] No
	Rush (Pre-approval required): [ ] Same Day [ ] 1 Day [ ] 2 Day [ ] 3 Day Other _____ Date Results Requested:
	DW PWSID # or WW Permit # as applicable: Field Filtered (if applicable): [ ] Yes [ ] No Analysis:

Specify Container Size **: 3 | 2 | 3 | 4 | 3 | 1

Identify Container Preservative Type***: 1 | 1 | 1 | 5+6 | 2 | 2

Analysis Requested

** Container Size: (1) 1L, (2) 500mL, (3) 250mL, (4) 125mL, (5) 100mL, (6) 40mL vial, (7) EnCore, (8) TerraCore, (9) 90mL, (10) Other

*** Preservative Types: (1) None, (2) HNO3, (3) H2SO4, (4) HCl, (5) NaOH, (6) Zn Acetate, (7) NaHSO4, (8) Sod. Thiosulfate, (9) Ascorbic Acid, (10) MeOH, (11) Other

* Matrix Codes (Insert in Matrix box below): Drinking Water (DW), Ground Water (GW), Wastewater (WW), Product (P), Soil/Solid (SS), Oil (OL), Wipe (WP), Tissue (TS), Bioassay (B), Vapor (V), Surface Water (SW), Sediment (SED), Sludge (SL), Caulk (CK), Leachate (LE), Biosolid (BS), Other (OT)

Customer Sample ID	Matrix *	Comp / Grab	Composite Start Date	Composite Start Time	Collected or Composite End Date	Collected or Composite End Time	# Cont.	Residual Chlorine Result	Residual Chlorine Units	2320B Alkalinity	2540C Total Dissolved Solids	300.0-F,SO4, Cl	4500S2D Sulfide	App Metals II/IV + Major Ions	RAD 228/228	Sample Comment
BOW-AP1-FD-01 3	WG	G			1/30/24	←	7			X	X	X	X	X	X	024
BOW-AP1-FD-02	WG	G					7			X	X	X	X	X	X	
BOW-AP1-FD-03	WG	G					7			X	X	X	X	X	X	
BOW-AP1-FD-04	WG	G					7			X	X	X	X	X	X	
BOW-AP1-FB- ⊘1 24	WQ	G			1/30/24	1655	7			X	X	X	X	X	X	005
BOW-AP1-FB-	WQ	G					7			X	X	X	X	X	X	
BOW-AP1-EB- ⊘2 5	WQ	G			1/30/24	1655	7			X	X	X	X	X	X	006
BOW-AP1-EB-	WQ	G					7			X	X	X	X	X	X	

Lab Use Only: Proj. Mgr: Bonnie Vang; AcctNum / Client ID:; Table #:; Profile / Template: 16507; Prelog / Bottle Ord. ID: EZ 3057855

Preservation non-conformance identified for sample.

Additional Instructions from Pace®:
Task Code: BOW-CCR-ASSMT-2024S1

Collected By: Printed Name: Kevin Stephenson, William Lasser, Jay Siewert
Signature: Resolute Environmental

Customer Remarks / Special Conditions / Possible Hazards:

Coolers: _ Thermometer ID: Correction Factor (°C): Obs. Temp. (°C): Corrected Temp. (°C): [ ] On Ice

Relinquished by/Company: (Signature)	Date/Time:	Received by/Company: (Signature)	Date/Time:	Tracking Number:
	1/31/24 1840	Pace	1/31/24 1840	
Relinquished by/Company: (Signature) Ryan Williams / Pace	1/31/24 1325	Pace	1/31/24 1325	Delivered by: [ ] In-Person [ ] Courier [ ] FedEx [ ] UPS [ ] Other
Relinquished by/Company: (Signature)	Date/Time:	Received by/Company: (Signature)	Date/Time:	
Relinquished by/Company: (Signature)	Date/Time:	Received by/Company: (Signature)	Date/Time:	Page: 5 of 5

Submitting a sample via this chain of custody constitutes acknowledgment and acceptance of the Pace® Terms and Conditions found at https://www.pacelabs.com/resource-library/resource/pace-terms-and-conditions/

Pace ANALYTICAL SERVICES	DC#_Title: ENV-FRM-HUN1-0083 v03_Sample Condition Upon Receipt
	Effective Date: 11/29/2023

Laboratory receiving samples:

Asheville ☐ Eden ☐ Greenwood ☐ Huntersville ☐ Raleigh ☐ Mechanicsville ☐ Atlanta ☑ Kernersville ☐

Sample Condition Upon Receipt

Client Name: Ga Pwr

Project #: **WO#: 92711021**

PM: BV **Due Date: 02/21/24**

CLIENT: 92-GP-BOWLF

Courier: ☐ Fed Ex ☐ UPS ☐ USPS ☐ Client ☐ Commercial ☑ Pace ☐ Other:____

Custody Seal Present? ☑ Yes ☐ No **Seals Intact?** ☑ Yes ☐ No ☐ N/A

Date/Initials Person Examining Contents: 2/2/24 GH

Packing Material: ☑ Bubble Wrap ☐ Bubble Bags ☐ None ☐ Other

Biological Tissue Frozen? ☐ Yes ☐ No ☑ N/A

Thermometer: ☑ IR Gun ID: C30 **Type of Ice:** ☑ Wet ☐ Blue ☐ None

Cooler Temp: 3.3 **Correction Factor:** Add/Subtract (°C) -0.1

Temp should be above freezing to 6°C

☐ Samples out of temp criteria. Samples on ice, cooling process has begun

Cooler Temp Corrected (°C): 3.4

USDA Regulated Soil (☐ N/A, water sample)

Did samples originate in a quarantine zone within the United States: CA, NY, or SC (check maps)? ☐ Yes ☐ No

Did samples originate from a foreign source (internationally, including Hawaii and Puerto Rico)? ☐ Yes ☐ No

				Comments/Discrepancy:
Chain of Custody Present?	☑ Yes	☐ No	☐ N/A	1.
Samples Arrived within Hold Time?	☑ Yes	☐ No	☐ N/A	2.
Short Hold Time Analysis (<72 hr.)?	☑ Yes	☐ No	☐ N/A	3.
Rush Turn Around Time Requested?	☐ Yes	☑ No	☐ N/A	4.
Sufficient Volume?	☑ Yes	☐ No	☐ N/A	5.
Correct Containers Used?	☑ Yes	☐ No	☐ N/A	6.
-Pace Containers Used?	☑ Yes	☐ No	☐ N/A	
Containers Intact?	☑ Yes	☐ No	☐ N/A	7.
Dissolved analysis: Samples Field Filtered?	☐ Yes	☐ No	☑ N/A	8.
Sample Labels Match COC?	☑ Yes	☐ No	☐ N/A	9.
-Includes Date/Time/ID/Analysis Matrix:				
Headspace in VOA Vials (>5-6mm)?	☐ Yes	☐ No	☑ N/A	10.
Trip Blank Present?	☐ Yes	☐ No	☑ N/A	11.
Trip Blank Custody Seals Present?	☐ Yes	☐ No	☑ N/A	

COMMENTS/SAMPLE DISCREPANCY

Field Data Required? ☐ Yes ☐ No

Lot ID of split containers:

CLIENT NOTIFICATION/RESOLUTION

Person contacted: Date/Time:

Project Manager SCURF Review: **Date:**

Project Manager SRF Review: **Date:**

Pace ANALYTICAL SERVICES	DC#_Title: ENV-FRM-HUN1-0083 v03_Sample Condition Upon Receipt
	Effective Date: 11/29/2023

***Check mark top half of box if pH and/or dechlorination is verified and within the acceptance range for preservation samples.**

Exceptions: VOA, Coliform, TOC, Oil and Grease, DRO/8015 (water) DOC, LLHg

****Bottom half of box is to list number of bottles**

*****Check all unpreserved Nitrates for chlorine**

Project # **WO#: 92711021**

PM: BV Due Date: 02/21/24

CLIENT: 92-GP-BOWLF

Item#	BP4U-125 mL Plastic Unpreserved (N/A) (Cl-)	BP3U-250 mL Plastic Unpreserved (N/A) 1-13	BP2U-500 mL Plastic Unpreserved (N/A) 1-13	BP1U-1 liter Plastic Unpreserved (N/A)	BP4S-125 mL Plastic H2SO4 (pH < 2) (Cl-)	BP3N-250 mL plastic HNO3 (pH < 2) 1-13	BP4Z-125 mL Plastic ZN Acetate & NaOH (>9) 1-13	BP4B-125 mL Plastic NaOH (pH > 12) (Cl-)	WGFU-Wide-mouthed Glass Jar Unpreserved	AG1U-1 liter Amber Unpreserved (N/A) (Cl-)	AG1H-1 liter Amber HCl (pH < 2)	AG3U-250 mL Amber Unpreserved (N/A) (Cl-)	AG1S-1 liter Amber H2SO4 (pH < 2)	AG3S-250 mL Amber H2SO4 (pH < 2)	DG9A-40 mL Amber NH4Cl (N/A)(Cl-)	DG9H-40 mL VOA HCl (N/A)	VG9T-40 mL VOA Na2S2O3 (N/A)	VG9U-40 mL VOA Unpreserved (N/A)	DG9V-40 mL VOA H3PO4 (N/A)	KP7U-50 mL Plastic Unpreserved (N/A)	V/GK (3 vials per kit)-VPH/Gas kit (N/A)	SP5T-125 mL Sterile Plastic (N/A – lab)	SP2T-250 mL Sterile Plastic (N/A – lab)	BPJN 1-13	BP3R-250 mL Plastic (NH2)2SO4 (9.3-9.7)	AG0U-100 mL Amber Unpreserved (N/A) (Cl-)	VSGU-20 mL Scintillation vials (N/A)	DG9U-40 mL Amber Unpreserved vials (N/A)
1		2	1			1	1																		2				
2		2	1			1	1																		2				
3		2	1			1	1																		2				
4		2	1			1	1																		2				
5		2	1			1	1																		2				
6		2	1			1	1																		2				
7		2	1			1	1																		2				
8		2	1			1	1																		2				
9		2	1			1	1																		2				
10		2	1			1	1																		2				
11		2	1			1	1																		2				
12		2	1			1	1																		2				

pH Adjustment Log for Preserved Samples

Sample ID	Type of Preservative	pH upon receipt	Date preservation adjusted	Time preservation adjusted	Amount of Preservative added	Lot #

Note: Whenever there is a discrepancy affecting North Carolina compliance samples, a copy of this form will be sent to the North Carolina DENR Certification Office (i.e. Out of hold, incorrect preservative, out of temp, incorrect containers.

Pace® Location Requested (City/State):

Pace Analytical Charlotte
8800 Kinsey Ave, Suite 105, Huntersville, NC 28078

CHAIN-OF-CUSTODY Analytical Request Document

Chain-of-Custody is a LEGAL DOCUMENT - Complete all relevant fields

LAB USE ONLY- Affix Workorder/Login Label Here

Scan QR Code for instructions

9271102 1

Company Name: Georgia Power - Bowen	Contact/Report To: Kristen Jurinko, Anthony Szwast
Street Address: 241 Ralph McGill Blvd NE, Atlanta, GA 30308	Phone #: (470) 217-0008
	E-Mail: kmjurink@southernco.com
	Cc E-Mail: Laura Midkiff, Ben Hodges, Mike Smilley, Noelia Gangi
Customer Project #:	Invoice to: Account Payable
Project Name: Bowen AP-1	Invoice E-mail: georgiapowerinvoices@southernco.com
Site Collection Info/Facility ID (as applicable):	Purchase Order # (if applicable): GPC82474-0007
	Quote #:
Time Zone Collected: [ ] AK [ ] PT [ ] MT [ ] CT [X] ET	County / State origin of sample(s): Georgia
Data Deliverables: [ ] Level II [ ] Level III [ ] Level IV [ ] EQUIS [ ] Other	Regulatory Program (DW, RCRA, etc.) as applicable: Reportable [ ] Yes [ ] No
	Rush (Pre-approval required): [ ] Same Day [ ] 1 Day [ ] 2 Day [ ] 3 Day Other
	Date Results Requested:
	DW PWSID # or WW Permit # as applicable:
	Field Filtered (if applicable): [ ] Yes [ ] No
	Analysis:

Specify Container Size **: 3 | 2 | 3 | 4 | 3 | 1

Identify Container Preservative Type***: 1 | 1 | 1 | 5+6 | 2 | 2

** Container Size: (1) 1L, (2) 500mL, (3) 250mL, (4) 125mL, (5) 100mL, (6) 40mL vial, (7) EnCore, (8) TerraCore, (9) 80mL, (10) Other

*** Preservative Types: (1) None, (2) HNO3, (3) H2SO4, (4) HCl, (5) NaOH, (6) Zn Acetate, (7) NaHSO4, (8) Sod. Thiosulfate, (9) Ascorbic Acid, (10) MeOH, (11) Other

Lab Use Only: Proj. Mgr: Bonnie Vang; Acct.Num / Client ID:; Table #:; Profile / Template: 16507; Prelog / Bottle Ord. ID: EZ 3057855

* Matrix Codes (insert in Matrix box below): Drinking Water (DW), Ground Water (GW), Wastewater (WW), Product (P), Soil/Solid (SS), Oil (OL), Wipe (WP), Tissue (TS), Bioassay (B), Vapor (V), Surface Water (SW), Sediment (SED), Sludge (SL), Caulk (CK), Leachate (LL), Biosolid (BS), Other (OT)

Customer Sample ID	Matrix*	Comp / Grab	Composite Start Date	Composite Start Time	Collected or Composite End Date	Collected or Composite End Time	# Cont.	Residual Chlorine Result	Residual Chlorine Units	2320B Alkalinity	2540C Total Dissolved Solids	300.0-F,SO4, Cl	4500S2D Sulfide	App Metals III/IV + Major Ions	RAD 226/228	Sample Comment	Preservation non-conformance identified for sample.
BOW-BGWA-2	WG	G					7			X	X	X	X	X	X		
BOW-BGWA-29	WG	G					7			X	X	X	X	X	X		
BOW-BGWA-33	WG	G					7			X	X	X	X	X	X		
BOW-BGWA-47D	WG	G			1/31/24	1136	7			X	X	X	X	X	X	007	
BOW-BGWA-48D	WG	G			1/31/24	1454	7			X	X	X	X	X	X	008	
BOW-BGWC-7	WG	G					7			X	X	X	X	X	X		
BOW-BGWC-8	WG	G					7			X	X	X	X	X	X		
BOW-BGWC-9	WG	G					7			X	X	X	X	X	X		
BOW-BGWC-10	WG	G					7			X	X	X	X	X	X		
BOW-BGWC-12	WG	G					7			X	X	X	X	X	X		

Additional Instructions from Pace®:
Task Code: BOW-CCR-ASSMT-2024S1

Collected By: Printed Name: Kevin Stephenson, William Lasker, Jay Stewart
Signature: Resolute Environmental

Customer Remarks / Special Conditions / Possible Hazards:

Coolers: | Thermometer ID: | Correction Factor (°C): | Obs. Temp. (°C): | Corrected Temp. (°C): | [ ] On Ice

Relinquished by/Company: (Signature)	Date/Time: 2/2/24 1052	Received by/Company: (Signature)	Date/Time: 2/2/24 1052	Tracking Number:	
Relinquished by/Company: (Signature)	Date/Time: 2/2/24 1235	Received by/Company: (Signature)	Date/Time: 2/2/24 1235	Delivered by: [ ] In-Person [ ] Courier [ ] FedEX [ ] UPS [ ] Other	
Relinquished by/Company: (Signature)	Date/Time:	Received by/Company: (Signature)	Date/Time:		
Relinquished by/Company: (Signature)	Date/Time:	Received by/Company: (Signature)	Date/Time:	Page: 1 of 5	

Submitting a sample via this chain of custody constitutes acknowledgment and acceptance of the Pace® Terms and Conditions found at https://www.pacelabs.com/resource-library/resource/pace-terms-and-conditions/

Pace® Location Requested (City/State):

Pace Analytical Charlotte
9800 Kincey Ave. Suite 200, Huntersville, NC 28078

CHAIN-OF-CUSTODY Analytical Request Document

Chain-of-Custody is a LEGAL DOCUMENT - Complete all relevant fields

LAB USE ONLY- Affix Workorder/Login Label Here

Scan QR Code for instructions

92711021

Company Name: Georgia Power - Bowen	Contact/Report To: Kristen Jurinko, Anthony Szwast
Street Address: 241 Ralph McGill Blvd NE, Atlanta, GA 30308	Phone #: (470) 217-0008
	E-Mail: knjurink@southernco.com
Customer Project #:	Cc E-Mail: Laura Midkiff, Ben Hodges, Mike Smilley, Noelia Gangi
Project Name: Bowen AP-1	Invoice to: Account Payable
Site Collection Info/Facility ID (as applicable):	Invoice E-mail: georgiapowerinvoices@southernco.com
	Purchase Order # (if applicable): GPC82474-0007
	Quote #:
Time Zone Collected: [ ] AK [ ] PT [ ] MT [ ] CT [X] ET	County / State origin of sample(s): Georgia
Data Deliverables: [ ] Level II [ ] Level III [ ] Level IV [ ] EQUIS [ ] Other	Regulatory Program (DW, RCRA, etc.) as applicable: Reportable [ ] Yes [ ] No
	Rush (Pre-approval required): [ ] Same Day [ ] 1 Day [ ] 2 Day [ ] 3 Day Other
	Date Results Requested:
	DW PWSID # or WW Permit # as applicable:
	Field Filtered (if applicable): [ ] Yes [ ] No
	Analysis:

Specify Container Size**: 3 2 3 4 3 1

Identify Container Preservative Type***: 1 1 1 5+6 2 2

** Container Size: (1) 1L, (2) 500mL, (3) 250mL, (4) 125mL, (5) 100mL, (6) 40mL vial, (7) EnCore, (8) TerraCore, (9) 5Gm, (10) Other

*** Preservative Types: (1) None, (2) HNO3, (3) H2SO4, (4) HCl, (5) NaOH, (6) Zn Acetate, (7) NaHSO4, (8) Sod. Thiosulfate, (9) Ascorbic Acid, (10) MeOH, (11) Other

* Matrix Codes (Insert in Matrix box below): Drinking Water (DW), Ground Water (GW), Wastewater (WW), Product (P), Soil/Solid (SS), Oil (OL), Wipe (WP), Tissue (TS), Bioassay (B), Vapor (V), Surface Water (SW), Sediment (SED), Sludge (SL), Caulk (CK), Leachate (LL), Biosolid (BS), Other (OT)

Customer Sample ID	Matrix *	Comp / Grab	Composite Start Date	Composite Start Time	Collected or Composite End Date	Collected or Composite End Time	# Cont.	Residual Chlorine Result	Residual Chlorine Units	2320B Alkalinity	2540C Total Dissolved Solids	300.0-F,SO4, Cl	4500S2D Sulfide	App Metals III/IV + Major Ions	RAD 226/228	Sample Comment
BOW-BGWA-2	WG	G					7			X	X	X	X	X	X	
BOW-BGWA-29	WG	G					7			X	X	X	X	X	X	
BOW-BGWA-33	WG	G					7			X	X	X	X	X	X	
BOW-BGWA-47D	WG	G					7			X	X	X	X	X	X	
BOW-BGWA-48D	WG	G					7			X	X	X	X	X	X	
BOW-BGWC-7	WG	G					7			X	X	X	X	X	X	
BOW-BGWC-8	WG	G			2/1/24	1129	7			X	X	X	X	X	X	
BOW-BGWC-9	WG	G			2/1/24	1122	7			X	X	X	X	X	X	009
BOW-BGWC-10	WG	G			2/1/24	1459	7			X	X	X	X	X	X	010
BOW-BGWC-12	WG	G			2/1/24	1400	7			X	X	X	X	X	X	011
																012

Lab Use Only: Proj. Mgr: Bonnie Vang; AcctNum / Client ID:; Table #:; Profile / Template: 16507; Prelog / Bottle Ord. ID: EZ 3057855

Preservation non-conformance identified for sample.

Additional Instructions from Pace®:
Task Code: BOW-CCR-ASSMT-2024S1

Collected By: Kevin Stephenson, William Leaker, Jay Stewart
Printed Name
Signature
Resolute Environmental

Customer Remarks / Special Conditions / Possible Hazards:

Coolers: Thermometer ID: Correction Factor (°C): Obs. Temp. (°C): Corrected Temp. (°C): [ ] On Ice

Relinquished by/Company: (Signature)	Date/Time:	Received by/Company: (Signature)	Date/Time:	Tracking Number:
	2/2/24 1052	Kyan Williams / Pace	2/2/24 1052	
Relinquished by/Company: (Signature) Kyan Williams / Pace	2/2/24 1235		2/2/24 1235	Delivered by: [ ] In- Person [ ] Courier [ ] FedEX [ ] UPS [ ] Other
Relinquished by/Company: (Signature)	Date/Time:	Received by/Company: (Signature)	Date/Time:	
Relinquished by/Company: (Signature)	Date/Time:	Received by/Company: (Signature)	Date/Time:	Page: 1 of 5

Submitting a sample via this chain of custody constitutes acknowledgment and acceptance of the Pace® Terms and Conditions found at https://www.pacelabs.com/resource-library/resource/pace-terms-and-conditions/

Pace® Location Requested (City/State):

Pace Analytical Charlotte
2225 Yorkmont Rd., Suite 350, Charlotte, NC 28217

CHAIN-OF-CUSTODY Analytical Request Document

Chain-of-Custody is a LEGAL DOCUMENT - Complete all relevant fields

LAB USE ONLY- Affix Workorder/Login Label Here

Scan QR Code for instructions

92711021

Company Name: Georgia Power - Bowen	Contact/Report To: Kristen Juriniko, Anthony Szwast
Street Address: 241 Ralph McGill Blvd NE, Atlanta, GA 30308	Phone #: (470) 217-0008
	E-Mail: knjurink@southernco.com
Customer Project #:	Cc E-Mail: Laura Midkiff, Ben Hodges, Mike Smilley, Noelia Gangi
Project Name: Bowen AP-1	Invoice to: Account Payable
Site Collection Info/Facility ID (as applicable):	Invoice E-mail: georgiapowerinvoices@southernco.com
	Purchase Order # (if applicable): GPC82474-0007
	Quote #:
Time Zone Collected: [ ] AK [ ] PT [ ] MT [ ] CT [X] ET	County / State origin of sample(s): Georgia
Data Deliverables: [ ] Level II [ ] Level III [ ] Level IV [ ] EQUIS [ ] Other	Regulatory Program (DW, RCRA, etc.) as applicable: Reportable [ ] Yes [ ] No
	Rush (Pre-approval required): [ ] Same Day [ ] 1 Day [ ] 2 Day [ ] 3 Day Other _____ Date Results Requested:
	DW PWSID # or WW Permit # as applicable:
	Field Filtered (if applicable): [ ] Yes [ ] No Analysis:

* Matrix Codes (Insert in Matrix box below): Drinking Water (DW), Ground Water (GW), Wastewater (WW), Product (P), Soil/Solid (SS), Oil (OL), Wipe (WP), Tissue (TS), Bioassay (B), Vapor (V), Surface Water (SW), Sediment (SED), Sludge (SL), Caulk (CK), Leachate (LL), Biosolid (BS), Other (OT)

Specify Container Size **: 3 2 3 4 3 1

Identify Container Preservative Type***: 1 1 1 5+6 2 2

** Container Size: (1) 1L, (2) 500mL, (3) 250mL, (4) 125mL, (5) 100mL, (6) 40mL vial, (7) EnCore, (8) TerraCore, (9) 5Gm, (10) Other

*** Preservative Types: (1) None, (2) HNO3, (3) H2SO4, (4) HCl, (5) NaOH, (6) Zn Acetate, (7) NaHSO4, (8) Sod. Thiosulfate, (9) Ascorbic Acid, (10) MeOH, (11) Other

Customer Sample ID	Matrix *	Comp / Grab	Composite Start Date	Composite Start Time	Collected or Composite End Date	Collected or Composite End Time	# Cont.	Residual Chlorine Result	Residual Chlorine Units	2320B Alkalinity	2540C Total Dissolved Solids	300.0-F,SO4, Cl	4500S2D Sulfide	App Metals III/IV + Major Ions	RAD 226/228	Sample Comment
BOW-BGWC-14A	WG	G			2/1/24	1408	7			X	X	X	X	X	X	013
BOW-BGWC-16	WG	G			2/1/24	1534	7			X	X	X	X	X	X	014
BOW-BGWC-17	WG	G			2/1/24	1609	7			X	X	X	X	X	X	015
BOW-BGWC-18	WG	G					7			X	X	X	X	X	X	
BOW-BGWC-19	WG	G					7			X	X	X	X	X	X	
BOW-BGWC-20	WG	G					7			X	X	X	X	X	X	
BOW-BGWC-21	WG	G					7			X	X	X	X	X	X	
BOW-BGWC-22	WG	G					7			X	X	X	X	X	X	
BOW-BGWC-23	WG	G					7			X	X	X	X	X	X	
BOW-BGWC-24	WG	G					7			X	X	X	X	X	X	

Lab Use Only: Proj. Mgr: Bonnie Vang; Acct.Num / Client ID:; Table #:; Profile / Template: 18507; Prelog / Bottle Ord. ID: EZ 3057855

Preservation non-conformance identified for sample.

Additional Instructions from Pace®:
Task Code: BOW-CCR-ASSMT-2024S1

Collected By:
Printed Name: Kevin Stephenson, William Lasker, Jay Siewert
Signature:
Pace® or Client: Pace

Customer Remarks / Special Conditions / Possible Hazards:

Coolers: Thermometer ID: Correction Factor (°C): Obs. Temp. (°C): Corrected Temp. (°C): [ ] On Ice

Relinquished by/Company: (Signature)	Date/Time:	Received by/Company: (Signature)	Date/Time:	Tracking Number:
	2/2/24 1052	Ryan Williams / Pace	2/2/24 1052	
Relinquished by/Company: (Signature)	Date/Time:	Received by/Company: (Signature)	Date/Time:	Delivered by: [ ] In-Person [ ] Courier [ ] FedEx [ ] UPS [ ] Other
Ryan Williams / Pace	2/2/24 1235		2/2/24 1235	
Relinquished by/Company: (Signature)	Date/Time:	Received by/Company: (Signature)	Date/Time:	
Relinquished by/Company: (Signature)	Date/Time:	Received by/Company: (Signature)	Date/Time:	Page: 2 of 5

Submitting a sample via this chain of custody constitutes acknowledgment and acceptance of the Pace® Terms and Conditions found at https://www.pacelabs.com/resource-library/resource/pace-terms-and-conditions/

Pace® Location Requested (City/State):

Pace Analytical Charlotte
9800 Kincey Ave, Suite 100, Huntersville, NC 28078

CHAIN-OF-CUSTODY Analytical Request Document

Chain-of-Custody is a LEGAL DOCUMENT - Complete all relevant fields

LAB USE ONLY- Affix Workorder/Login Label Here

Scan QR Code for instructions

9271021

Company Name: Georgia Power - Bowen	Contact/Report To: Kristen Juninko, Anthony Szwast
Street Address: 241 Ralph McGill Blvd NE, Atlanta, GA 30308	Phone #: (470) 217-0008
	E-Mail: knjurink@southernco.com
	Cc E-Mail: Laura Mickiff, Ben Hodges, Mike Smilley, Noelia Gangi
Customer Project #:	Invoice to: Account Payable
Project Name: Bowen AP-1	Invoice E-mail: georgiapowerinvoices@southernco.com
Site Collection Info/Facility ID (as applicable):	Purchase Order # (if applicable): GPC82474-0007
	Quote #:
Time Zone Collected: [ ] AK [ ] PT [ ] MT [ ] CT [X] ET	County / State origin of sample(s): Georgia
Data Deliverables: [ ] Level II [ ] Level III [ ] Level IV [ ] EQUIS [ ] Other	Regulatory Program (DW, RCRA, etc.) as applicable: Reportable [ ] Yes [ ] No
	Rush (Pre-approval required): [ ] Same Day [ ] 1 Day [ ] 2 Day [ ] 3 Day Other
	Date Results Requested:
	DW PWSID # or WW Permit # as applicable:
	Field Filtered (if applicable): [ ] Yes [ ] No
	Analysis:

* Matrix Codes (Insert in Matrix box below): Drinking Water (DW), Ground Water (GW), Wastewater (WW), Product (P), Soil/Solid (SS), Oil (OL), Wipe (WP), Tissue (TS), Bioassay (B), Vapor (V), Surface Water (SW), Sediment (SED), Sludge (SL), Caulk (CK), Leachate (LL), Biosolid (BS), Other (OT)

Customer Sample ID	Matrix *	Comp / Grab	Composite Start Date	Composite Start Time	Collected or Composite End Date	Collected or Composite End Time	# Cont.	Residual Chlorine Result	Residual Chlorine Units	2320B Alkalinity	2540C Total Dissolved Solids	300.0-F,SO4, Cl	4500S2D Sulfide	App Metals III/IV + Major Ions	RAD 226/228	Sample Comment
BOW-BGWC-25	WG	G					7			X	X	X	X	X	X	
BOW-BGWC-30	WG	G					7			X	X	X	X	X	X	
BOW-BGWA-6	WG	G			1/31/24	1308	7			X	X	X	X	X	X	
BOW-BGWC-31	WG	G					7			X	X	X	X	X	X	
BOW-BGWC-32	WG	G					7			X	X	X	X	X	X	
BOW-BGWC-34D	WG	G					7			X	X	X	X	X	X	
BOW-BGWC-35D	WG	G					7			X	X	X	X	X	X	
BOW-BGWC-36D	WG	G					7			X	X	X	X	X	X	
BOW-BGWC-37D	WG	G					7			X	X	X	X	X	X	
BOW-BGWC-38D	WG	G					7			X	X	X	X	X	X	

Specify Container Size**: 3 | 2 | 3 | 4 | 3 | 1

Identify Container Preservative Type***: 1 | 1 | 1 | 5+6 | 2 | 2

Analysis Requested

** Container Size: (1) 1L, (2) 500mL, (3) 250mL, (4) 125mL, (5) 100mL, (6) 40mL vial, (7) EnCore, (8) TerraCore, (9) 90mL, (10) Other

*** Preservative Types: (1) None, (2) HNO3, (3) H2SO4, (4) HCl, (5) NaOH, (6) Zn Acetate, (7) NaHSO4, (8) Sod. Thiosulfate, (9) Ascorbic Acid, (10) MeOH, (11) Other

Lab Use Only

Proj. Mgr: Bonnie Vang
Acct/Num / Client ID:
Table #:
Profile / Template: 16507
Prelog / Bottle Ord. ID: EZ 3057855

Preservation non-conformance identified for sample.

016

Additional Instructions from Pace®:
Task Code: BOW-CCR-ASSMT-2024S1

Collected By: Printed Name: Kevin Stephenson, William Lasker, Jay Siewert
Signature: Resolute Environmental

Customer Remarks / Special Conditions / Possible Hazards:

Coolers: | Thermometer ID: | Correction Factor (°C): | Obs. Temp. (°C): | Corrected Temp. (°C): | [ ] On Ice

Relinquished by/Company: (Signature)	Date/Time:	Received by/Company: (Signature)	Date/Time:	Tracking Number:
	2/2/24 1052	Ryan Williams / Pace	2/2/24 1052	
Relinquished by/Company: (Signature)	Date/Time:	Received by/Company: (Signature)	Date/Time:	Delivered by: [ ] In-Person [ ] Courier
Ryan Williams / Pace	2/2/24 1235		2/2/24 1237	[ ] FedEX [ ] UPS [ ] Other
Relinquished by/Company: (Signature)	Date/Time:	Received by/Company: (Signature)	Date/Time:	
Relinquished by/Company: (Signature)	Date/Time:	Received by/Company: (Signature)	Date/Time:	Page: 3 of 5

Submitting a sample via this chain of custody constitutes acknowledgment and acceptance of the Pace® Terms and Conditions found at https://www.pacelabs.com/resource-library/resource/pace-terms-and-conditions/

Pace® Location Requested (City/State):

Pace Analytical Charlotte
9800 Kincey Ave. Suite 100, Huntersville, NC 28078

CHAIN-OF-CUSTODY Analytical Request Document

Chain-of-Custody is a LEGAL DOCUMENT - Complete all relevant fields

LAB USE ONLY- Affix Workorder/Login Label Here

Scan QR Code for instructions

Company Name: Georgia Power - Bowen	Contact/Report To: Kristen Jurinko, Anthony Szwast
Street Address: 241 Ralph McGill Blvd NE, Atlanta, GA 30308	Phone #: (470) 217-0008
	E-Mail: krjurink@southernco.com
	Cc E-Mail: Laura Midkiff, Ben Hodges, Mike Smilley, Noelia Gangi
Customer Project #:	Invoice to: Account Payable
Project Name: Bowen AP-1	Invoice E-mail: georgiapowerinvoices@southernco.com
Site Collection Info/Facility ID (as applicable):	Purchase Order # (if applicable): GPC82474-0007
	Quote #:
Time Zone Collected: [ ] AK [ ] PT [ ] MT [ ] CT [X] ET	County / State origin of sample(s): Georgia
Data Deliverables: [ ] Level II [ ] Level III [ ] Level IV [ ] EQuIS [ ] Other	Regulatory Program (DW, RCRA, etc.) as applicable: Reportable [ ] Yes [ ] No
	Rush (Pre-approval required): [ ] Same Day [ ] 1 Day [ ] 2 Day [ ] 3 Day Other ____ Date Results Requested:
	DW PWSID # or WW Permit # as applicable: Field Filtered (if applicable): [ ] Yes [ ] No Analysis:

Specify Container Size**: 3 | 2 | 3 | 4 | 3 | 1

Identify Container Preservative Type***: 1 | 1 | 1 | 5+6 | 2 | 2

** Container Size: (1) 1L, (2) 500mL, (3) 250mL, (4) 125mL, (5) 100mL, (6) 40mL vial, (7) EnCore, (8) TerraCore, (9) 90mL, (10) Other

*** Preservative Types: (1) None, (2) HNO3, (3) H2SO4, (4) HCl, (5) NaOH, (6) Zn Acetate, (7) NaHSO4, (8) Sod. Thiosulfate, (9) Ascorbic Acid, (10) MeOH, (11) Other

Analysis Requested

Lab Use Only: Proj. Mgr: Bonnie Vang; Acct.Num / Client ID:; Table #:; Profile / Template: 16507; Prelog / Bottle Ord. ID: EZ 3057855

Preservation non-conformance identified for sample.

* Matrix Codes (Insert in Matrix box below): Drinking Water (DW), Ground Water (GW), Wastewater (WW), Product (P), Soil/Solid (SS), Oil (OL), Wipe (WP), Tissue (TS), Bioassay (B), Vapor (V), Surface Water (SW), Sediment (SED), Sludge (SL), Caulk (CK), Leachate (LE), Biosolid (BS), Other (OT)

Customer Sample ID	Matrix*	Comp / Grab	Composite Start Date	Composite Start Time	Collected or Composite End Date	Collected or Composite End Time	# Cont.	Residual Chlorine Result	Residual Chlorine Units	2320B Alkalinity	2540C Total Dissolved Solids	300.0-F, SO4, Cl	4500S2D Sulfide	App Metals III/IV + Major Ions	RAD 226/228	Sample Comment
BOW-BGWC-39	WG	G					7			X	X	X	X	X	X	
BOW-BGWC-40	WG	G					7			X	X	X	X	X	X	
BOW-BGWC-41D	WG	G					7			X	X	X	X	X	X	
BOW-BGWC-42D	WG	G					7			X	X	X	X	X	X	
BOW-BGWC-43D	WG	G					7			X	X	X	X	X	X	
BOW-BGWC-44D	WG	G			1/31/24	1128	7			X	X	X	X	X	X	017
BOW-BGWC-49D	WG	G					7			X	X	X	X	X	X	
BOW-BGWC-50D	WG	G			1/31/24	1512	7			X	X	X	X	X	X	018
BOW-BGWC-51	WG	G					7			X	X	X	X	X	X	
BOW-BGWC-52	WG	G					7			X	X	X	X	X	X	

Additional Instructions from Pace®:
Task Code: BOW-CCR-ASSMT-2024S1

Collected By: Printed Name: Kevin Stephenson, William Lasker, Jay Stewart
Signature: [signature] Resolute Environmental

Customer Remarks / Special Conditions / Possible Hazards:

Coolers: Thermometer ID: Correction Factor (°C): Obs. Temp. (°C): Corrected Temp. (°C): [ ] On Ice

Relinquished by/Company: (Signature)	Date/Time:	Received by/Company: (Signature)	Date/Time:
[signature]	2/2/24 1052	Ryan Williams / Pace	2/2/24 1052
Ryan Williams / Pace	2/2/24 1235	[signature]	2/2 1235

Tracking Number:

Delivered by: [ ] In-Person [ ] Courier [ ] FedEx [ ] UPS [ ] Other

Submitting a sample via this chain of custody constitutes acknowledgment and acceptance of the Pace® Terms and Conditions found at https://www.pacelabs.com/resource-library/resource/pace-terms-and-conditions/

Pace® Location Requested (City/State):

Pace Analytical Charlotte
9800 Kincey Ave. Suite 100, Huntersville, NC 28078

CHAIN-OF-CUSTODY Analytical Request Document

Chain-of-Custody is a LEGAL DOCUMENT - Complete all relevant fields

LAB USE ONLY- Affix Workorder/Login Label Here

Scan QR Code for instructions

Company Name: Georgia Power - Bowen	Contact/Report To: Kristen Jurinko, Anthony Szwast
Street Address: 241 Ralph McGill Blvd NE, Atlanta, GA 30308	Phone #: (470) 217-0008
	E-Mail: knjurink@southernco.com
	Cc E-Mail: Laura Midkiff, Ben Hodges, Mike Smilley, Noelia Gangi
Customer Project #:	Invoice to: Account Payable
Project Name: Bowen AP-1	Invoice E-mail: georgiapowerinvoices@southernco.com
Site Collection Info/Facility ID (as applicable):	Purchase Order # (if applicable): GPC82474-0007
	Quote #:
Time Zone Collected: [ ] AK [ ] PT [ ] MT [ ] CT [X] ET	County / State origin of sample(s): Georgia
Data Deliverables: [ ] Level II [ ] Level III [ ] Level IV [ ] EQUIS [ ] Other	Regulatory Program (DW, RCRA, etc.) as applicable: Reportable [ ] Yes [ ] No
	Rush (Pre-approval required): [ ] Same Day [ ] 1 Day [ ] 2 Day [ ] 3 Day Other
	Date Results Requested:
	DW PWSID # or WW Permit # as applicable:
	Field Filtered (if applicable): [ ] Yes [ ] No
	Analysis:

Specify Container Size **: 3 | 2 | 3 | 4 | 3 | 1

Identify Container Preservative Type***: 1 | 1 | 1 | 5+6 | 2 | 2

Analysis Requested

** Container Size: (1) 1L, (2) 500mL, (3) 250mL, (4) 125mL, (5) 100mL, (6) 40mL vial, (7) EnCore, (8) TerraCore, (9) 80mL, (10) Other

*** Preservative Types: (1) None, (2) HNO3, (3) H2SO4, (4) HCl, (5) NaOH, (6) Zn Acetate, (7) NaHSO4, (8) Sod. Thiosulfate, (9) Ascorbic Acid, (10) MeOH, (11) Other

* Matrix Codes (Insert in Matrix box below): Drinking Water (DW), Ground Water (GW), Wastewater (WW), Product (P), Soil/Solid (SS), Oil (OL), Wipe (WP), Tissue (TS), Bioassay (B), Vapor (V), Surface Water (SW), Sediment (SED), Sludge (SL), Caulk (CK), Leachate (LL), Biosolid (BS), Other (OT)

Customer Sample ID	Matrix*	Comp / Grab	Composite Start Date	Composite Start Time	Collected or Composite End Date	Collected or Composite End Time	# Cont.	Residual Chlorine Result	Residual Chlorine Units	2320B Alkalinity	2540C Total Dissolved Solids	300.0-F,SO4, Cl	4500S2D Sulfide	App Metals III/IV + Major Ions	RAD 226/228	Sample Comment
BOW-AP1-FD-01	WG	G					7			X	X	X	X	X	X	
BOW-AP1-FD-02	WG	G					7			X	X	X	X	X	X	
BOW-AP1-FD-03	WG	G					7			X	X	X	X	X	X	
BOW-AP1-FD-04	WG	G					7			X	X	X	X	X	X	
BOW-AP1-FB-02	WQ	G			2/1/24	1615	7			X	X	X	X	X	X	019
BOW-AP1-FB-	WQ	G					7			X	X	X	X	X	X	
BOW-AP1-EB-	WQ	G					7			X	X	X	X	X	X	
BOW-AP1-EB-	WQ	G					7			X	X	X	X	X	X	

Lab Use Only: Proj. Mgr: Bonnie Vang; AcctNum / Client ID:; Table #:; Profile / Template: 16507; Prelog / Bottle Ord. ID: EZ 3057855

Preservation non-conformance identified for sample.

Additional Instructions from Pace®:
Task Code: BOW-CCR-ASSMT-2024S1

Collected By:
Printed Name: Kevin Stephenson, William Lasker, Jay Stewart
Signature: Resolute Environmental

Customer Remarks / Special Conditions / Possible Hazards:

Coolers: Thermometer ID: Correction Factor (°C): Obs. Temp. (°C): Corrected Temp. (°C): [ ] On Ice

Relinquished by/Company: (Signature)	Date/Time:	Received by/Company: (Signature)	Date/Time:
	2/2/24 1052		2/2/24 1052
Relinquished by/Company: (Signature)	Date/Time:	Received by/Company: (Signature)	Date/Time:
	2/2/24 1235		2/2/24 1235
Relinquished by/Company: (Signature)	Date/Time:	Received by/Company: (Signature)	Date/Time:
Relinquished by/Company: (Signature)	Date/Time:	Received by/Company: (Signature)	Date/Time:

Tracking Number:

Delivered by: [ ] In-Person [ ] Courier [ ] FedEx [ ] UPS [ ] Other

Submitting a sample via this chain of custody constitutes acknowledgment and acceptance of the Pace® Terms and Conditions found at https://www.pacelabs.com/resource-library/resource/pace-terms-and-conditions/

Pace ANALYTICAL SERVICES

DC#_Title: ENV-FRM-HUN1-0083 v03_Sample Condition Upon Receipt

Effective Date: 11/29/2023

ıratory receiving samples:

heville ☐ **Eden** ☐ **Greenwood** ☐ **Huntersville** ☐ **Raleigh** ☐ **Mechanicsville** ☐ **Atlanta** ☑ **Kernersville** ☐

WO#: 92711021

Sample Condition Upon Receipt

Client Name: Gr Power

Project #:

PM: BV **Due Date: 02/21/24**

CLIENT: 92-GP-BOWLF

ırier: ☐ Fed Ex ☐ UPS ☐ USPS ☐ Client
Commercial ☑ Pace ☐ Other:____

stody Seal Present? ☐ Yes ☐ No **Seals Intact?** ☐ Yes ☐ No ☐ N/A

Date/Initials Person Examining Contents: 2/6/24 SM

cking Material: ☑ Bubble Wrap ☐ Bubble Bags ☐ None ☐ Other

Biological Tissue Frozen? ☐ Yes ☐ No ☑ N/A

ermometer:
☑ IR Gun ID: 730 **Type of Ice:** ☑ Wet ☐ Blue ☐ None

ıoler Temp: 1.1 **Correction Factor:** Add/Subtract (°C) +0.1

Temp should be above freezing to 6°C
☐ Samples out of temp criteria. Samples on ice, cooling process has begun

ıoler Temp Corrected (°C): 1.2

SDA Regulated Soil (☐ N/A, water sample)
Did samples originate in a quarantine zone within the United States: CA, NY, or SC (check maps)? ☐ Yes ☐ No

Did samples originate from a foreign source (internationally, including Hawaii and Puerto Rico)? ☐ Yes ☐ No

				Comments/Discrepancy:
Chain of Custody Present?	☑ Yes	☐ No	☐ N/A	1.
Samples Arrived within Hold Time?	☑ Yes	☐ No	☐ N/A	2.
Short Hold Time Analysis (<72 hr.)?	☐ Yes	☑ No	☐ N/A	3.
Rush Turn Around Time Requested?	☐ Yes	☑ No	☐ N/A	4.
Sufficient Volume?	☑ Yes	☐ No	☐ N/A	5.
Correct Containers Used?	☑ Yes	☐ No	☐ N/A	6.
-Pace Containers Used?	☑ Yes	☐ No	☐ N/A	
Containers Intact?	☑ Yes	☐ No	☐ N/A	7.
Dissolved analysis: Samples Field Filtered?	☐ Yes	☐ No	☑ N/A	8.
Sample Labels Match COC?	☑ Yes	☐ No	☐ N/A	9.
-Includes Date/Time/ID/Analysis Matrix: W				
Headspace in VOA Vials (>5-6mm)?	☐ Yes	☐ No	☑ N/A	10.
Trip Blank Present?	☐ Yes	☐ No	☑ N/A	11.
Trip Blank Custody Seals Present?	☐ Yes	☐ No	☑ N/A	

Field Data Required? ☐ Yes ☐ No

OMMENTS/SAMPLE DISCREPANCY

Lot ID of split containers:

IENT NOTIFICATION/RESOLUTION

Person contacted: _____ Date/Time: _____

Project Manager SCURF Review: _____ **Date:** _____

Project Manager SRF Review: _____ **Date:** _____

*Check mark top half of box if pH and/or dechlorination is verified and within the acceptance range for preservation samples.

Exceptions: VOA, Coliform, TOC, Oil and Grease, DRO/8015 (water) DOC, LLHg

**Bottom half of box is to list number of bottles

***Check all unpreserved Nitrates for chlorine

Project # **WO#: 92711021**

PM: BV Due Date: 02/21/24

CLIENT: 92-GP-BOWLF

Item#	BP4U-125 mL Plastic Unpreserved (N/A) (Cl-)	BP3U-250 mL Plastic Unpreserved (N/A)	BP2U-500 mL Plastic Unpreserved (N/A)	BP1U-1 liter Plastic Unpreserved (N/A)	BP4S-125 mL Plastic H2SO4 (pH < 2) (Cl-)	BP3N-250 mL plastic HNO3 (pH < 2)	BP4Z-125 mL Plastic ZN Acetate & NaOH (>9)	BP4B-125 mL Plastic NaOH (pH > 12) (Cl-)	WGFU-Wide-mouthed Glass jar Unpreserved	AG1U-1 liter Amber Unpreserved (N/A) (Cl-)	AG1H-1 liter Amber HCl (pH < 2)	AG3U-250 mL Amber Unpreserved (N/A) (Cl-)	AG1S-1 liter Amber H2SO4 (pH < 2)	AG3S-250 mL Amber H2SO4 (pH < 2)	DG94-40 mL Amber NH4Cl (N/A)(Cl-)	DG9H-40 mL VOA HCl (N/A)	VG9T-40 mL VOA Na2S2O3 (N/A)	VG9U-40 mL VOA Unpreserved (N/A)	DG9V-40 mL VOA H3PO4 (N/A)	KP7U-50 mL Plastic Unpreserved (N/A)	V/GK (3 vials per kit)-VPH/Gas kit (N/A)	SP5T-125 mL Sterile Plastic (N/A – lab)	SP2T-250 mL Sterile Plastic (N/A – lab)	BP1N	BP3R-250 mL Plastic (NH2)2SO4 (9.3-9.7)	AG0U-100 mL Amber Unpreserved (N/A) (Cl-)	VSGU-20 mL Scintillation Vials (N/A)	DG9U-40 mL Amber Unpreserved vials (N/A)
1		2				1	1																	2				
2		2				1	1																	2				
3		2				1	1																	2				
4		2				1	1																	2				
5		2				1	1																	2				
6		2				1	1																	2				
7		2				1	1																	2				
8		2				1	1																	2				
9		2				1	1																	2				
10		2				1	1																	2				
11		2				1	1																	2				
12		2				1	1																	1				

pH Adjustment Log for Preserved Samples

Sample ID	Type of Preservative	pH upon receipt	Date preservation adjusted	Time preservation adjusted	Amount of Preservative added	Lot #

Note: Whenever there is a discrepancy affecting North Carolina compliance samples, a copy of this form will be sent to the North Carolina DENR Certification Office (i.e. Out of hold, incorrect preservative, out of temp, incorrect containers.

Pace® Location Requested (City/State):

Pace Analytical Charlotte
9800 Kincey Ave. Suite 100, Huntersville, NC 28078

CHAIN-OF-CUSTODY Analytical Request Document

Chain-of-Custody is a LEGAL DOCUMENT - Complete all relevant fields

LAB USE ONLY- Affix Workorder/Login Label Here

Scan QR Code for instructions

92711021

Company Name: Georgia Power - Bowen	Contact/Report To: Kristen Juninko, Anthony Szwast
Street Address: 241 Ralph McGill Blvd NE, Atlanta, GA 30308	Phone #: (470) 217-0008
	E-Mail: knjuninko@southernco.com
	Cc E-Mail: Laura Midkiff, Ben Hodges, Mike Smiley, Noelia Gangi
Customer Project #:	Invoice to: Account Payable
Project Name: Bowen AP-1	Invoice E-mail: georgiapowerinvoices@southernco.com
Site Collection Info/Facility ID (as applicable):	Purchase Order # (if applicable): GPC82474-0007
	Quote #:
Time Zone Collected: [ ] AK [ ] PT [ ] MT [ ] CT [X] ET	County / State origin of sample(s): Georgia
Data Deliverables: [ ] Level II [ ] Level III [ ] Level IV [ ] EQUIS [ ] Other	Regulatory Program (DW, RCRA, etc.) as applicable: Reportable [ ] Yes [ ] No
	Rush (Pre-approval required): [ ] Same Day [ ] 1 Day [ ] 2 Day [ ] 3 Day Other
	Data Results Requested:
	DW PWSID # or WW Permit # as applicable:
	Field Filtered (if applicable): [ ] Yes [ ] No
	Analysis:

* Matrix Codes (Insert in Matrix box below): Drinking Water (DW), Ground Water (GW), Wastewater (WW), Product (P), Soil/Solid (SS), Oil (OL), Wipe (WP), Tissue (TS), Bioassay (B), Vapor (V), Surface Water (SW), Sediment (SED), Sludge (SL), Caulk (CK), Leachate (LL), Biosolid (BS), Other (OT)

Customer Sample ID	Matrix*	Comp / Grab	Composite Start Date	Composite Start Time	Collected or Composite End Date	Collected or Composite End Time	# Cont.	Residual Chlorine Result	Residual Chlorine Units	2320B Alkalinity	2540C Total Dissolved Solids	300.0-F,SO4,Cl	4500S2D Sulfide	App Metals III/IV + Major Ions	RAD 226/228					Sample Comment
BOW-BGWA-2	WG	G					7			X	X	X	X	X	X					
BOW-BGWA-29	WG	G					7			X	X	X	X	X	X					
BOW-BGWA-33	WG	G					7			X	X	X	X	X	X					
BOW-BGWA-47D	WG	G					7			X	X	X	X	X	X					
BOW-BGWA-48D	WG	G					7			X	X	X	X	X	X					
BOW-BGWC-7	WG	G			2/2/24	1142	7			X	X	X	X	X	X					020
BOW-BGWC-8	WG	G					7			X	X	X	X	X	X					
BOW-BGWC-9	WG	G					7			X	X	X	X	X	X					
BOW-BGWC-10	WG	G					7			X	X	X	X	X	X					
BOW-BGWC-12	WG	G					7			X	X	X	X	X	X					

Specify Container Size **: 3 2 3 4 3 1

Identify Container Preservative Type***: 1 1 1 5+6 2 2

** Container Size: (1) 1L, (2) 500mL, (3) 250mL, (4) 125mL, (5) 100mL, (6) 40mL vial, (7) EnCore, (8) TerraCore, (9) 80mL, (10) Other

*** Preservative Types: (1) None, (2) HNO3, (3) H2SO4, (4) HCl, (5) NaOH, (6) Zn Acetate, (7) NaHSO4, (8) Sod. Thiosulfate, (9) Ascorbic Acid, (10) MeOH, (11) Other

Lab Use Only
Proj. Mgr: Bonnie Yang
Acct Num / Client ID:
Table #:
Profile / Template: 16507
Prelog / Bottle Ord. ID: EZ 3057855

Preservation non-conformance identified for sample.

Additional Instructions from Pace®:
Task Code: BOW-CCR-ASSMT-202481

Collected By:
Printed Name: Kevin Stephenson, William Lasker, Jay Stewart
Signature:
Resolute Environmental

Customer Remarks / Special Conditions / Possible Hazards:

Coolers: Thermometer ID: Correction Factor (°C): Obs. Temp. (°C): Corrected Temp. (°C): [ ] On Ice

Relinquished by/Company: (Signature)	Date/Time:	Received by/Company: (Signature)	Date/Time:	Tracking Number:
	2/6/24 1022	Thao William / Pace	2/6/24 1022	
Relinquished by/Company: (Signature)	Date/Time:	Received by/Company: (Signature)	Date/Time:	Delivered by: [ ] In-Person [ ] Courier
Ryan William / Pace	2/6/24 1455		2/6/24 1454	[ ] FedEX [ ] UPS [ ] Other
Relinquished by/Company: (Signature)	Date/Time:	Received by/Company: (Signature)	Date/Time:	
Relinquished by/Company: (Signature)	Date/Time:	Received by/Company: (Signature)	Date/Time:	Page: 1 of 5

Submitting a sample via this chain of custody constitutes acknowledgment and acceptance of the Pace® Terms and Conditions found at https://www.pacelabs.com/resource-library/resource/pace-terms-and-conditions/

Pace® Location Requested (City/State):

Pace Analytical Charlotte
9800 Kincey Ave. Suite 100, Huntersville, NC 28078

CHAIN-OF-CUSTODY Analytical Request Document

Chain-of-Custody is a LEGAL DOCUMENT - Complete all relevant fields

LAB USE ONLY- Affix Workorder/Login Label Here

Scan QR Code for Instructions

Company Name: Georgia Power - Bowen	Contact/Report To: Kristen Jurinko, Anthony Szwast
Street Address: 241 Ralph McGill Blvd NE, Atlanta, GA 30308	Phone #: (470) 217-0008
	E-Mail: kmjurink@southernco.com
	Cc E-Mail: Laura Midkiff, Ben Hodges, Mike Smiley, Noelia Gangi
Customer Project #:	Invoice to: Account Payable
Project Name: Bowen AP-1	Invoice E-mail: georgiapowerinvoices@southernco.com
Site Collection Info/Facility ID (as applicable):	Purchase Order # (if applicable): GPC82474-0007
	Quote #:
Time Zone Collected: [ ] AK [ ] PT [ ] MT [ ] CT [X] ET	County / State origin of sample(s): Georgia
Data Deliverables: [ ] Level II [ ] Level III [ ] Level IV [ ] EQUIS [ ] Other	Regulatory Program (DW, RCRA, etc.) as applicable: Reportable [ ] Yes [ ] No
	Rush (Pre-approval required): [ ] Same Day [ ] 1 Day [ ] 2 Day [ ] 3 Day Other Date Results Requested:
	DW PWSID # or WW Permit # as applicable: Field Filtered (if applicable): [ ] Yes [ ] No Analysis:

* Matrix Codes (Insert in Matrix box below): Drinking Water (DW), Ground Water (GW), Wastewater (WW), Product (P), Soil/Solid (SS), Oil (OL), Wipe (WP), Tissue (TS), Bioassay (B), Vapor (V), Surface Water (SW),Sediment (SED), Sludge (SL), Caulk (CK), Leachate (LL), Biosolid (BS), Other (OT)

Customer Sample ID	Matrix*	Comp / Grab	Composite Start Date	Composite Start Time	Collected or Composite End Date	Collected or Composite End Time	# Cont.	Residual Chlorine Result	Residual Chlorine Units	2320B Alkalinity	2540C Total Dissolved Solids	300.0-F,SO4, Cl	4500S2D Sulfide	App Metals III/IV + Major Ions	RAD 226/228	Sample Comment
BOW-BGWA-2	WG	G					7			X	X	X	X	X	X	
BOW-BGWA-29	WG	G			2/5/24	1120	7			X	X	X	X	X	X	GU
BOW-BGWA-33	WG	G					7			X	X	X	X	X	X	
BOW-BGWA-47D	WG	G					7			X	X	X	X	X	X	
BOW-BGWA-48D	WG	G					7			X	X	X	X	X	X	
BOW-BGWC-7	WG	G					7			X	X	X	X	X	X	
BOW-BGWC-8	WG	G					7			X	X	X	X	X	X	
BOW-BGWC-9	WG	G					7			X	X	X	X	X	X	
BOW-BGWC-10	WG	G					7			X	X	X	X	X	X	
BOW-BGWC-12	WG	G					7			X	X	X	X	X	X	

Specify Container Size **: 3 | 2 | 3 | 4 | 3 | 1

Identify Container Preservative Type***: 1 | 1 | 1 | 5+6 | 2 | 2

Analysis Requested

**Customer Size: (1) 1L, (2) 500mL, (3) 250mL, (4) 125mL, (5) 100mL, (6) 40ml vial, (7) EnCore, (8) TerraCore (9) 5gm, (10) Other

*** Preservative Types: (1) None, (2) HNO3, (3) H2SO4, (4) HCl, (5) NaOH, (6) Zn Acetate, (7) NaHSO4, (8) Sod. Thiosulfate, (9) Ascorbic Acid, (10) MeOH, (11) Other

Pace Use Only

Proj. Mgr: Bonnie Vang

Acct.Num / Client ID:

Table #:

Profile / Template: 16507

Prelog / Bottle Ord. ID: EZ 3057855

Preservation non-conformance identified for sample.

Additional Instructions from Pace® :
Task Code: BOW-CCR-ASSMT-2024S1

Collected By: Printed Name: Kevin Stephenson, William Lesker, Jay Stewart

Signature:

ResiAte Environmental

Customer Remarks / Special Conditions / Possible Hazards:

# Coolers:	Thermometer ID:	Correction Factor (°C):	Obs. Temp. (°C):	Corrected Temp. (°C):	[ ] On Ice

Relinquished by/Company: (Signature)	Date/Time: 2/6/24 1022	Received by/Company: (Signature) Pace	Date/Time: 2/6/24 1022	Tracking Number:	
Relinquished by/Company: (Signature) Pace	Date/Time: 2/6/24 1455	Received by/Company: (Signature)	Date/Time: 2/6/24 1455	Delivered by: [ ] In-Person [ ] Courier [ ] FedEx [ ] UPS [ ] Other	
Relinquished by/Company: (Signature)	Date/Time:	Received by/Company: (Signature)	Date/Time:	Page: 1 of 5	
Relinquished by/Company: (Signature)	Date/Time:	Received by/Company: (Signature)	Date/Time:		

Submitting a sample via this chain of custody constitutes acknowledgment and acceptance of the Pace® Terms and Conditions found at https://www.pacelabs.com/resource-library/resource/pace-terms-and-conditions/

Pace® Location Requested (City/State):

CHAIN-OF-CUSTODY Analytical Request Document

Chain-of-Custody is a LEGAL DOCUMENT. Complete all relevant fields.

LAB USE ONLY- Affix Workorder/Login Label Here

Scan QR Code for Instructions

Company Name: Georgia Power - Bowen	Contact/Report To: Kristen Jurinko, Anthony Szwast
Street Address: 241 Ralph McGill Blvd NE, Atlanta, GA 30308	Phone #: (470) 217-0008
	E-Mail: krjurink@southernco.com
	Cc E-Mail: Laura Middlet, Ben Hodges, Mike Smiley, Noelle Gangi
Customer Project #:	Invoice to: Account Payable
Project Name: Bowen AP-1	Invoice E-mail: georgiapowerinvoices@southernco.com
Site Collection Info/Facility ID (as applicable):	Purchase Order # (if applicable): GPC82474-0007
	Quote #:
Time Zone Collected: [ ] AK [ ] PT [ ] MT [ ] CT [X] ET	County / State origin of sample(s): Georgia
Data Deliverables: [ ] Level II [ ] Level III [ ] Level IV [ ] EDuIS [ ] Other	Regulatory Program (DW, RCRA, etc.) as applicable: Reportable [ ] Yes [ ] No
Rush (Pre-approval required): [ ] Same Day [ ] 1 Day [ ] 2 Day [ ] 3 Day Other Date Results Requested:	DW PWSID # or WW Permit # as applicable: Field Filtered (if applicable): [ ] Yes [ ] No Analysis:

Specify Container Size **: 3 2 3 4 3 1

Identify Container Preservative Type***: 3 3 2 5+6 2 2

Analysis Requested

* Container Size: [1] 1L, [2] 500mL, [3] 250mL, [4] 125mL, [5] 100mL, [6] 40mL vial, [7] EnCore, [8] TerraCore, [9] 80mL, [10] Other

*** Preservative Types: [1] None, [2] HNO3, [3] H2SO4, [4] NaO, [5] NaOH, [6] Na Ascorbic, [7] HCl/SCN, [8] Soil, [9] Methanol, [10] Ascorbic Acid, [11] NaOH, [12] Other

* Matrix Codes (Insert in Matrix box below): Drinking Water (DW), Ground Water (GW), Wastewater (WW), Product (P), Soil/Solid (SS), Oil (OL), Wipe (WP), Tissue (TS), Bioassay (B), Vapor (V), Surface Water (SW), Sediment (SED), Sludge (SL), Cwdh (CK), Leachate (LC), Biosolid (BS), Other (OT)

Customer Sample ID	Matrix*	Comp / Grab	Composite Start Date	Composite Start Time	Collected or Composite End Date	Collected or Composite End Time	# Cont.	Residual Chlorine (Y/N) Result	Residual Chlorine (Y/N) units	2320B Alkalinity	2540C Total Dissolved Solids	300.0-F SO4, Cl	4500S2D Sulfide	App Metals III/IV + Major Ions	RAD 226/228	Sample Comment
BOW-BGWC-14A	WG	G					7			X	X	X	X	X	X	
BOW-BGWC-16	WG	G					7			X	X	X	X	X	X	
BOW-BGWC-17	WG	G					7			X	X	X	X	X	X	
BOW-BGWC-18	WG	G			2/2/24	1122	7			X	X	X	X	X	X	022
BOW-BGWC-19	WG	G			2/2/24	1400	7			X	X	X	X	X	X	023
BOW-BGWC-20	WG	G					7			X	X	X	X	X	X	
BOW-BGWC-21	WG	G					7			X	X	X	X	X	X	
BOW-BGWC-22	WG	G					7			X	X	X	X	X	X	
BOW-BGWC-23	WG	G					7			X	X	X	X	X	X	
BOW-BGWC-24	WG	G					7			X	X	X	X	X	X	

Lab Use Only: Proj. Mgr: Bonnie Wang; Acct Num / Client ID:; Table #:; Profile / Template: 16507; Prelog / Bottle Ord. ID: EZ 3057655

Preservation non-conformance identified for sample.

Additional Instructions from Pace®: Task Code: BOW-CCR-ASSMT-2024S1

Collected By: Print Name: Kevin Stephenson, William Lasker, Jay Stewart

Signature: [signature] Results Environmental

Customer Remarks / Special Conditions / Possible Hazards:

Coolers: Thermometer ID: Correction Factor (°C): Obs. Temp. (°C): Corrected Temp. (°C): [ ] On Ice

Relinquished by/Company: (Signature)	Date/Time:	Received by/Company: (Signature)	Date/Time:	Tracking Number:
[signature]	2/6/24 1022	[signature] / Pace	2/6/24 1022	
Relinquished by/Company: (Signature)	Date/Time:	Received by/Company: (Signature)	Date/Time:	Delivered by: [ ] In-Person [ ] Courier [ ] FedEX [ ] UPS [ ] Other
[signature]	2/6/24 1455	[signature]	2/6/24 1455	
Relinquished by/Company: (Signature)	Date/Time:	Received by/Company: (Signature)	Date/Time:	
Relinquished by/Company: (Signature)	Date/Time:	Received by/Company: (Signature)	Date/Time:	Page: 2 of 5

Submitting a sample via this chain of custody constitutes acknowledgment and acceptance of the Pace® Terms and Conditions found at https://www.pacelabs.com/resource-library/resource/pace-terms-and-conditions/

Pace® Location Requested (City/State):

Pace Analytical Charlotte
9800 Kincey Ave. Suite 100, Huntersville, NC 28078

CHAIN-OF-CUSTODY Analytical Request Document

Chain-of-Custody is a LEGAL DOCUMENT - Complete all relevant fields

LAB USE ONLY- Affix Workorder/Login Label Here

Scan QR Code for Instructions

Company Name: Georgia Power - Bowen	Contact/Report To: Kristen Juninko, Anthony Szwast
Street Address: 241 Ralph McGill Blvd NE, Atlanta, GA 30308	Phone #: (470) 217-0008
	E-Mail: knjurink@southernco.com
	Cc E-Mail: Laura Midkiff, Ben Hodges, Mike Smilley, Noelia Gangi
Customer Project #:	Invoice to: Account Payable
Project Name: Bowen AP-1	Invoice E-mail: georgiapowerinvoices@southernco.com
Site Collection Info/Facility ID (as applicable):	Purchase Order # (if applicable): GPC82474-0007
	Quote #:
Time Zone Collected: [ ] AK [ ] PT [ ] MT [ ] CT [X] ET	County / State origin of sample(s): Georgia
Data Deliverables: [ ] Level II [ ] Level III [ ] Level IV [ ] EQUIS [ ] Other	Regulatory Program (DW, RCRA, etc.) as applicable: Reportable [ ] Yes [ ] No
	Rush (Pre-approval required): [ ] Same Day [ ] 1 Day [ ] 2 Day [ ] 3 Day Other Date Results Requested:
	DW PWSID # or WW Permit # as applicable: Field Filtered (if applicable): [ ] Yes [ ] No Analysis:

Specify Container Size**: 3 | 2 | 3 | 4 | 3 | 1

Identify Container Preservative Type***: 1 | 1 | 1 | 5+6 | 2 | 2

**Container Size: (1) 1L, (2) 500mL, (3) 250mL, (4) 125mL, (5) 100mL, (6) 40mL vial, (7) EnCore, (8) TerraCore, (9) 80mL, (10) Other

*** Preservative Types: (1) None, (2) HNO3, (3) H2SO4, (4) HCl, (5) NaOH, (6) Zn Acetate, (7) NaHSO4, (8) Sod. Thiosulfate, (9) Ascorbic Acid, (10) MeOH, (11) Other

Analysis Requested

Lab Use Only: Proj. Mgr: Bonnie Vang; Acct.Num / Client ID:; Table #:; Profile / Template: 16507; Prelog / Bottle Ord. ID: EZ 3057855

Preservation non-conformance identified for sample.

* Matrix Codes (Insert in Matrix box below): Drinking Water (DW), Ground Water (GW), Wastewater (WW), Product (P), Soil/Solid (SS), Oil (OL), Wipe (WP), Tissue (TS), Bioassay (B), Vapor (V), Surface Water (SW), Sediment (SED), Sludge (SL), Candle (CK), Leachate (LL), Biosolid (BS), Other (OT)

Customer Sample ID	Matrix *	Comp / Grab	Composite Start Date	Composite Start Time	Collected or Composite End Date	Collected or Composite End Time	# Cont.	Residual Chlorine Result	Residual Chlorine Units	2320B Alkalinity	2540C Total Dissolved Solids	300.0-F,SO4, Cl	4500S2D Sulfide	App Metals (HW + Major Ions	RAD 226/228	Sample Comment
BOW-BGWC-14A	WG	G					7			X	X	X	X	X	X	
BOW-BGWC-16	WG	G					7			X	X	X	X	X	X	
BOW-BGWC-17	WG	G					7			X	X	X	X	X	X	
BOW-BGWC-18	WG	G					7			X	X	X	X	X	X	
BOW-BGWC-19	WG	G					7			X	X	X	X	X	X	
BOW-BGWC-20	WG	G			2/5/24	1632	7			X	X	X	X	X	X	024
BOW-BGWC-21	WG	G			2/5/24	1531	7			X	X	X	X	X	X	025
BOW-BGWC-22	WG	G					7			X	X	X	X	X	X	
BOW-BGWC-23	WG	G					7			X	X	X	X	X	X	
BOW-BGWC-24	WG	G					7			X	X	X	X	X	X	

Additional Instructions from Pace®:
Task Code: BOW-CCR-ASSMT-2024S1

Collected By:
Printed Name: Kevin Stephenson, William Lasker, Jay Siewert
Signature:
Resolute Environmental

Customer Remarks / Special Conditions / Possible Hazards:

Coolers: | Thermometer ID: | Correction Factor (°C): | Obs. Temp. (°C): | Corrected Temp. (°C): | [ ] On Ice

Relinquished by/Company: (Signature)	Date/Time:	Received by/Company: (Signature)	Date/Time:
	2/6/24 1022	William / Pace	2/6/24 1022
Relinquished by/Company: (Signature)	Date/Time:	Received by/Company: (Signature)	Date/Time:
	2/6/24 1445		2/6/24 1755
Relinquished by/Company: (Signature)	Date/Time:	Received by/Company: (Signature)	Date/Time:
Relinquished by/Company: (Signature)	Date/Time:	Received by/Company: (Signature)	Date/Time:

Tracking Number:

Delivered by: [ ] In- Person [ ] Courier [ ] FedEX [ ] UPS [ ] Other

Submitting a sample via this chain of custody constitutes acknowledgment and acceptance of the Pace® Terms and Conditions found at https://www.pacelabs.com/resource-library/resource/pace-terms-and-conditions/

Pace® Location Requested (City/State):

Pace Analytical Charlotte
9800 Kincey Ave. Suite 100, Huntersville, NC 28078

CHAIN-OF-CUSTODY Analytical Request Document

Chain-of-Custody is a LEGAL DOCUMENT - Complete all relevant fields

LAB USE ONLY- Affix Workorder/Login Label Here

Scan QR Code for instructions

Company Name: Georgia Power - Bowen
Street Address: 241 Ralph McGill Blvd NE, Atlanta, GA 30308
Customer Project #:
Project Name: Bowen AP-1
Site Collection Info/Facility ID (as applicable):

Contact/Report To: Kristen Jurinko, Anthony Szwast
Phone #: (470) 217-0008
E-Mail: knjurink@southernco.com
Cc E-Mail: Laura Midkiff, Ben Hodges, Mike Smilley, Noelle Gangi
Invoice to: Account Payable
Invoice E-mail: georgiapowerinvoices@southernco.com
Purchase Order # (if applicable): GPC62474-0007
Quote #:

Time Zone Collected: [ ] AK [ ] PT [ ] MT [ ] CT [X] ET
County / State origin of sample(s): Georgia

Data Deliverables: [ ] Level II [ ] Level III [ ] Level IV [ ] EQUIS [ ] Other
Regulatory Program (DW, RCRA, etc.) as applicable: Reportable [ ] Yes [ ] No
Rush (Pre-approval required): [ ] Same Day [ ] 1 Day [ ] 2 Day [ ] 3 Day Other
Date Results Requested:
DW PWSID # or WW Permit # as applicable:
Field Filtered (if applicable): [ ] Yes [ ] No
Analysis:

Specify Container Size **: 3 | 2 | 3 | 4 | 3 | 1
Identify Container Preservative Type***: 1 | 1 | 1 | 5+6 | 2 | 2
Analysis Requested

** Container Size: (1) 1L, (2) 500mL, (3) 250mL, (4) 125mL, (5) 100mL, (6) 40mL vial, (7) EnCore, (8) TerraCore, (9) 80mL, (10) Other
*** Preservative Types: (1) None, (2) HNO3, (3) H2SO4, (4) HCl, (5) NaOH, (6) Zn Acetate, (7) NaHSO4, (8) Sod. Thiosulfate, (9) Ascorbic Acid, (10) MeOH, (11) Other

Lab Use Only
Proj. Mgr: Bonnie Vang
Acct/Num / Client ID:
Table #:
Profile / Template: 16507
Prelog / Bottle Ord. ID: EZ 3067855

Preservation non-conformance identified for a sample.

* Matrix Codes (Insert in Matrix box below): Drinking Water (DW), Ground Water (GW), Wastewater (WW), Product (P), Soil/Solid (SS), Oil (OL), Wipe (WP), Tissue (TS), Bioassay (B), Vapor (V), Surface Water (SW), Sediment (SED), Sludge (SL), Caulk (CK), Leachate (LE), Biosolid (BS), Other (OT)

Customer Sample ID	Matrix *	Comp / Grab	Composite Start Date	Composite Start Time	Collected or Composite End Date	Collected or Composite End Time	# Cont.	Residual Chlorine Result	Residual Chlorine Units	2320B Alkalinity	2540C Total Dissolved Solids	300.0-F,SO4, Cl	4500S2D Sulfide	App Metals III/IV + Major Ions	RAD 226/228	Sample Comment
BOW-BGWC-25	WG	G					7			X	X	X	X	X	X	
BOW-BGWC-30	WG	G					7			X	X	X	X	X	X	
BOW-BGWA-6	WG	G					7			X	X	X	X	X	X	
BOW-BGWC-31	WG	G			2/2/24	1312	7			X	X	X	X	X	X	OLe
BOW-BGWC-32	WG	G					7			X	X	X	X	X	X	
BOW-BGWC-34D	WG	G					7			X	X	X	X	X	X	
BOW-BGWC-35D	WG	G					7			X	X	X	X	X	X	
BOW-BGWC-36D	WG	G					7			X	X	X	X	X	X	
BOW-BGWC-37D	WG	G					7			X	X	X	X	X	X	
BOW-BGWC-38D	WG	G					7			X	X	X	X	X	X	

Additional Instructions from Pace®:
Task Code: BOW-CCR-ASSMT-2024S1

Collected By: Kevin Stephenson, William Lasker, Jay Stewart
Printed Name
Signature
Resolute Environmental

Customer Remarks / Special Conditions / Possible Hazards:

Coolers: | Thermometer ID: | Correction Factor (°C): | Obs. Temp. (°C): | Corrected Temp. (°C): | [ ] On Ice

Relinquished by/Company: (Signature)	Date/Time:	Received by/Company: (Signature)	Date/Time:	Tracking Number:
	2/6/24 1022	Ryan Williams / Pace	2/6/24 1022	
Ryan Williams / Pace	2/6/24 1455		2/6/24 1455	Delivered by: [ ] In-Person [ ] Courier [ ] FedEx [ ] UPS [ ] Other
Relinquished by/Company: (Signature)	Date/Time:	Received by/Company: (Signature)	Date/Time:	
Relinquished by/Company: (Signature)	Date/Time:	Received by/Company: (Signature)	Date/Time:	

Page: 3 of 5

Submitting a sample via this chain of custody constitutes acknowledgment and acceptance of the Pace® Terms and Conditions found at https://www.pacelabs.com/resource-library/resource/pace-terms-and-conditions/

Pace® Location Requested (City/State):

Pace Analytical Charlotte
5800 Kinsey Ave. Suite 100, Huntersville, NC 28078

CHAIN-OF-CUSTODY Analytical Request Document

Chain-of-Custody is a LEGAL DOCUMENT. Complete all relevant fields

LAB USE ONLY- Affix Workorder/Login Label Here

Scan QR Code for Instructions

Company Name: Georgia Power - Bowen	Contact/Report To: Kristen Jurinko, Anthony Szwast
Street Address: 241 Ralph McGill Blvd NE, Atlanta, GA 30308	Phone #: (470) 217-0008
	E-Mail: krjurink@southernco.com
	Cc E-Mail: Laura Midkiff, Ben Hodges, Mike Smilley, Noelia Gangi
Customer Project #:	Invoice to: Account Payable
Project Name: Bowen AP-1	Invoice E-mail: georgiapowerinvoices@southernco.com
Site Collection Info/Facility ID (as applicable):	Purchase Order # (if applicable): GPC82474-0007
	Quote #:
Time Zone Collected: [ ] AK [ ] PT [ ] MT [ ] CT [X] ET	County / State origin of sample(s): Georgia
Data Deliverables: [ ] Level II [ ] Level III [ ] Level IV [ ] EQUIS [ ] Other	Regulatory Program (DW, RCRA, etc.) as applicable: Reportable [ ] Yes [ ] No
	Rush (Pre-approval required): [ ] Same Day [ ] 1 Day [ ] 2 Day [ ] 3 Day Other _____ Date Results Requested:
	DW PWSID # or WW Permit # as applicable:
	Field Filtered (if applicable): [ ] Yes [ ] No Analysis:

Specify Container Size **: 3 | 2 | 3 | 4 | 3 | 1

Identify Container Preservative Type***: 1 | 1 | 1 | 5+6 | 2 | 2

Container Size: (1) 1L, (2) 500ml, (3) 250ml, (4) 125ml, (5) 100ml, (6) 40ml vial, (7) EnCore, (8) TerraCore, (9) 80ml, (10) Other

*** Preservative Types: (1) None, (2) HNO3, (3) H2SO4, (4) HCl, (5) NaOH, (6) Zn Acetate, (7) NaHSO4, (8) Sod. Thiosulfate, (9) Ascorbic Acid, (10) MeOH, (11) Other

Analysis Requested

Lab Use Only: Proj. Mgr: Bonnie Vang; Acct Num / Client ID:; Table #:; Profile / Template: 18507; Prelog / Bottle Ord. ID: EZ 3067855

Preservation non-conformance identified for sample:

* Matrix Codes (insert in Matrix box below): Drinking Water (DW), Ground Water (GW), Wastewater (WW), Product (P), Soil/Solid (SS), Oil (OL), Wipe (WP), Tissue (TS), Bioassay (B), Vapor (V), Surface Water (SW), Sediment (SED), Sludge (SL), Caulk (CK), Leachate (LE), Biosolid (BS), Other (OT)

Customer Sample ID	Matrix*	Comp / Grab	Composite Start Date	Composite Start Time	Collected or Composite End Date	Collected or Composite End Time	# Cont.	Residual Chlorine Result	Residual Chlorine Units	2320B Alkalinity	2540C Total Dissolved Solids	300.0-F,SO4, Cl	4500S2D Sulfide	Aqu Metals III/V + Major Ions	RAD 226/228	Sample Comment
BOW-BGWC-25	WG	G			2/5/24	1442	7			X	X	X	X	X	X	027
BOW-BGWC-30	WG	G					7			X	X	X	X	X	X	
BOW-BGWA-6	WG	G					7			X	X	X	X	X	X	
BOW-BGWC-31	WG	G					7			X	X	X	X	X	X	
BOW-BGWC-32	WG	G					7			X	X	X	X	X	X	
BOW-BGWC-34D	WG	G			2/5/24	1345	7			X	X	X	X	X	X	028
BOW-BGWC-35D	WG	G					7			X	X	X	X	X	X	
BOW-BGWC-36D	WG	G					7			X	X	X	X	X	X	
BOW-BGWC-37D	WG	G					7			X	X	X	X	X	X	
BOW-BGWC-38D	WG	G					7			X	X	X	X	X	X	

Additional Instructions from Pace®:
Task Code: BOW-CCR-ASSMT-2024S1

Collected By: Printed Name: Kevin Stephenson, William Lasker, Jay Stewart
Signature: [signature] Resolute Environmental

Customer Remarks / Special Conditions / Possible Hazards:

Coolers: | Thermometer ID: | Correction Factor (°C): | Obs. Temp. (°C): | Corrected Temp. (°C): | [ ] On Ice

Relinquished by/Company: (Signature)	Date/Time:	Received by/Company: (Signature)	Date/Time:	Tracking Number:
[signature]	2/6/24 1022	Ryan Williams / Pace	2/6/24 1022	
Relinquished by/Company: (Signature) Ryan Williams / Pace	2/6/24 1455	[signature]	2/6/24 1455	Delivered by: [ ] In-Person [ ] Courier [ ] FedEx [ ] UPS [ ] Other
Relinquished by/Company: (Signature)	Date/Time:	Received by/Company: (Signature)	Date/Time:	
Relinquished by/Company: (Signature)	Date/Time:	Received by/Company: (Signature)	Date/Time:	Page: 3 of 5

Submitting a sample via this chain of custody constitutes acknowledgment and acceptance of the Pace® Terms and Conditions found at https://www.pacelabs.com/resource-library/resource/pace-terms-and-conditions/

Pace® Location Requested (City/State):

Pace Analytical Charlotte
5800 Klacey Ave. Suite 105, Huntersville, NC 28078

CHAIN-OF-CUSTODY Analytical Request Document

Chain-of-Custody is a LEGAL DOCUMENT - Complete all relevant fields

LAB USE ONLY- Affix Workorder/Login Label Here

Scan QR Code for Instructions

Company Name: Georgia Power - Bowen

Street Address: 241 Ralph McGill Blvd NE, Atlanta, GA 30308

Customer Project #:

Project Name: Bowen AP-1

Site Collection Info/Facility ID (as applicable):

Contact/Report To: Kristen Jurinko, Anthony Szwast

Phone #: (470) 217-0008

E-Mail: knjurink@southernco.com

Cc E-Mail: Laura Midkiff, Ben Hodges, Mike Smilley, Noelis Gangi

Invoice To: Account Payable

Invoice E-mail: georgiapowerinvoices@southernco.com

Purchase Order # (if applicable): GPC82474-0007

Quote #:

Time Zone Collected: [ ] AK [ ] PT [ ] MT [ ] CT [X] ET

County / State origin of sample(s): Georgia

Data Deliverables: [ ] Level II [ ] Level III [ ] Level IV [ ] EQUIS [ ] Other

Regulatory Program (DW, RCRA, etc.) as applicable: Reportable [ ] Yes [ ] No

Rush (Pre-approval required): [ ] Same Day [ ] 1 Day [ ] 2 Day [ ] 3 Day Other

Date Results Requested:

DW PWSID # or WW Permit # as applicable:

Field Filtered (if applicable): [ ] Yes [ ] No

Analysis:

* Matrix Codes (Insert in Matrix box below): Drinking Water (DW), Ground Water (GW), Wastewater (WW), Product (P), Soil/Solid (SS), Oil (OL), Wipe (WP), Tissue (TS), Bioassay (B), Vapor (V), Surface Water (SW),Sediment (SED), Sludge (SL), Caulk (CK), Leachate (LL), Biosolid (BS), Other (OT)

** Container Size: [1] 1L, [2] 500mL, [3] 250mL, [4] 125mL, [5] 100mL, [6] 40ml vial, [7] EnCore, [8] TerraCore, [9] 80mL, [10] Other

*** Preservative Types: [1] None, [2] HNO3, [3] H2SO4, [4] HCl, [5] NaOH, [6] Zn Acetate, [7] NaHSO4, [8] Sod. Thiosulfate, [9] Ascorbic Acid, [10] MeOH, [11] Other

Customer Sample ID	Matrix*	Comp / Grab	Composite Start Date	Composite Start Time	Collected or Composite End Date	Collected or Composite End Time	# Cont.	Residual Chlorine Result	Residual Chlorine Units	Specify Container Size **										Identify Container Preservative Type***										Analysis Requested										Lab Use Only	Preservation non-conformance identified for sample.
										3	2	3	4	3	1					1	1	1	5+6	2	2					2320B Alkalinity	2540C Total Dissolved Solids	300.0-F,SO4, Cl	4500S2D Sulfide	App Metals III/IV + Major Ions	RAD 226/228								
BOW-BGWC-39	WG	G					7																					X	X	X	X	X	X						
BOW-BGWC-40	WG	G					7																					X	X	X	X	X	X						
BOW-BGWC-41D	WG	G					7																					X	X	X	X	X	X						
BOW-BGWC-42D	WG	G					7																					X	X	X	X	X	X						
BOW-BGWC-43D	WG	G					7																					X	X	X	X	X	X						
BOW-BGWC-44D	WG	G					7																					X	X	X	X	X	X						
BOW-BGWC-49D	WG	G					7																					X	X	X	X	X	X						
BOW-BGWC-50D	WG	G					7																					X	X	X	X	X	X						
BOW-BGWC-51	WG	G	2/5/24	1445	2/5/24	1111	7																					X	X	X	X	X	X					1529	
BOW-BGWC-52	WG	G			2/6/24	1335	7																					X	X	X	X	X	X					0930	

Proj. Mgr: Bonnie Vang

AccuRem / Client ID:

Table #:

Profile / Template: 16507

Prelog / Bottle Ord. ID: EZ 3057855

Sample Comment

Additional Instructions from Pace® :

Task Code: BOW-CCR-ASSMT-2024S1

Collected By: Kevin Stephenson, William Lasker, Jay Stewart

Printed Name:

Signature:

Resolute Environmental

Customer Remarks / Special Conditions / Possible Hazards:

Coolers: Thermometer ID: Correction Factor (°C): Obs. Temp. (°C): Corrected Temp. (°C): [ ] On Ice

Relinquished by/Company: (Signature)	Date/Time:	Received by/Company: (Signature)	Date/Time:	Tracking Number:
	2/6/24 1022	Lynn Williams / Pace	2/6/24 1022	
Relinquished by/Company: (Signature)	Date/Time:	Received by/Company: (Signature)	Date/Time:	Delivered by: [ ] In-Person [ ] Courier [ ] FedEX [ ] UPS [ ] Other
Lynn Williams / Pace	2/6/24 1455		2/6/24 1455	
Relinquished by/Company: (Signature)	Date/Time:	Received by/Company: (Signature)	Date/Time:	
Relinquished by/Company: (Signature)	Date/Time:	Received by/Company: (Signature)	Date/Time:	Page: 4 of 5

Submitting a sample via this chain of custody constitutes acknowledgment and acceptance of the Pace® Terms and Conditions found at https://www.pacelabs.com/resource-library/resource/pace-terms-and-conditions/

Pace® Location Requested (City/State):

Pace Analytical Charlotte
9800 Kincey Ave., Suite 120, Huntersville, NC 28078

CHAIN-OF-CUSTODY Analytical Request Document

Chain-of-Custody is a LEGAL DOCUMENT - Complete all relevant fields

LAB USE ONLY- Affix Workorder/Login Label Here

Scan QR Code for Instructions

Company Name: Georgia Power - Bowen	Contact/Report To: Kristen Jurinko, Anthony Szwast
Street Address: 241 Ralph McGill Blvd NE, Atlanta, GA 30308	Phone #: (470) 217-0008
	E-Mail: krjurink@southernco.com
	Cc E-Mail: Laura Midkiff, Ben Hodges, Mike Smiley, Noelia Gangi
Customer Project #:	Invoice to: Account Payable
Project Name: Bowen AP-1	Invoice E-mail: georgiapowerinvoices@southernco.com
Site Collection Info/Facility ID (as applicable):	Purchase Order # (if applicable): GPC82474-0007
	Quote #:
Time Zone Collected: [ ] AK [ ] PT [ ] MT [ ] CT [X] ET	County / State origin of sample(s): Georgia
Data Deliverables: [ ] Level II [ ] Level III [ ] Level IV [ ] EQUIS [ ] Other	Regulatory Program (DW, RCRA, etc.) as applicable: Reportable [ ] Yes [ ] No
	Rush (Pre-approval required): [ ] Same Day [ ] 1 Day [ ] 2 Day [ ] 3 Day Other Date Results Requested:
	DW PWSID # or WW Permit # as applicable: Field Filtered (if applicable): [ ] Yes [ ] No Analysis:

Specify Container Size **: 3 | 2 | 3 | 4 | 5 | 1

Identify Container Preservative Type***: 1 | 1 | 1 | 5+6 | 2 | 2

Analysis Requested: 2320B Alkalinity | 2540C Total Dissolved Solids | 300.0-F,SO4, Cl | 4500S2D Sulfide | App Metals III/IV + Major Ions | RAD 226/228

** Container Size: (1) 1L, (2) 500mL, (3) 250mL, (4) 125mL, (5) 100mL, (6) 40mL vial, (7) EnCore, (8) TerraCore, (9) 90mL, (10) Other

*** Preservative Types: (1) None, (2) HNO3, (3) H2SO4, (4) HCl, (5) NaOH, (6) Zn Acetate, (7) NaHSO4, (8) Sod. Thiosulfate, (9) Ascorbic Acid, (10) MeOH, (11) Other

Lab Use Only: Proj. Mgr: Bonnie Vang | Acct.Num / Client ID: | Table #: | Profile / Template: 16507 | Prelog / Bottle Ord. ID: EZ 3057865

* Matrix Codes (Insert in Matrix box below): Drinking Water (DW), Ground Water (GW), Wastewater (WW), Product (P), Soil/Solid (SS), Oil (OL), Wipe (WP), Tissue (TS), Bioassay (B), Vapor (V), Surface Water (SW), Sediment (SED), Sludge (SL), Caulk (CK), Leachate (LL), Biosolid (BS), Other (OT)

Customer Sample ID	Matrix *	Comp / Grab	Composite Start Date	Composite Start Time	Collected or Composite End Date	Collected or Composite End Time	# Cont.	Residual Chlorine Result	Residual Chlorine Units	Sample Comment
BOW-AP1-FD-01	WG	G					7			
BOW-AP1-FD-02	WG	G					7			
BOW-AP1-FD-03	WG	G			2/6/24	—	7			031
BOW-AP1-FD-04	WG	G					7			
BOW-AP1-FB-03	WQ	G			2/6/24	1435	7			032
BOW-AP1-FB-	WQ	G					7			
BOW-AP1-EB-	WQ	G					7			
BOW-AP1-EB-	WQ	G					7			

Preservation non-conformance identified for sample.

Additional Instructions from Pace®:
Task Code: BOW-CCR-ASSMT-2024S1

Collected By: Printed Name: Kevin Stephenson, William Leaker, Jay Stewart
Signature: Resolute Environmental

Customer Remarks / Special Conditions / Possible Hazards:

Coolers: | Thermometer ID: | Correction Factor (°C): | Obs. Temp. (°C): | Corrected Temp. (°C): | [ ] On Ice

Relinquished by/Company: (Signature)	Date/Time: 2/6/24 1022	Received by/Company: (Signature)	Date/Time: 2/6/24 1022	Tracking Number:	
Relinquished by/Company: (Signature)	Date/Time: 2/6/24 1455	Received by/Company: (Signature)	Date/Time: 2/6/24 1455	Delivered by: [ ] In-Person [ ] Courier [ ] FedEX [ ] UPS [ ] Other	
Relinquished by/Company: (Signature)	Date/Time:	Received by/Company: (Signature)	Date/Time:		
Relinquished by/Company: (Signature)	Date/Time:	Received by/Company: (Signature)	Date/Time:	Page: 5 of 5	

Submitting a sample via this chain of custody constitutes acknowledgment and acceptance of the Pace® Terms and Conditions found at https://www.pacelabs.com/resource-library/resource/pace-terms-and-conditions/

Pace® Location Requested (City/State):

Pace Analytical Charlotte
9800 Kincey Ave. Suite 300, Huntersville, NC 28078

CHAIN-OF-CUSTODY Analytical Request Document

Chain-of-Custody is a LEGAL DOCUMENT. Complete all relevant fields

LAB USE ONLY- Affix Workorder/Login Label Here

Scan QR Code for instructions

Company Name: Georgia Power - Bowen	Contact/Report To: Kristen Jurinko, Anthony Szwast
Street Address: 241 Ralph McGill Blvd NE, Atlanta, GA 30308	Phone #: (470) 217-0008
	E-Mail: knjurink@southernco.com
	Cc E-Mail: Laura Midkiff, Ben Hodges, Mike Smilley, Noelia Gangi
Customer Project #:	Invoice to: Account Payable
Project Name: Bowen AP-1	Invoice E-mail: georgiapowerinvoices@southernco.com
Site Collection Info/Facility ID (as applicable):	Purchase Order # (if applicable): GPC82474-0007
	Quote #:
Time Zone Collected: [ ] AK [ ] PT [ ] MT [ ] CT [X] ET	County / State origin of sample(s): Georgia
Data Deliverables: [ ] Level II [ ] Level III [ ] Level IV [ ] EQUIS [ ] Other	Regulatory Program (DW, RCRA, etc.) as applicable: Reportable [ ] Yes [ ] No
	Rush (Pre-approval required): [ ] Same Day [ ] 1 Day [ ] 2 Day [ ] 3 Day Other Date Results Requested:
	DW PWSID # or WW Permit # as applicable:
	Field Filtered (if applicable): [ ] Yes [ ] No Analysis:

Specify Container Size **: 3 2 3 4 3 1

Identify Container Preservative Type***: 1 1 1 5+6 2 2

**Container Size: (1) 1L, (2) 500mL, (3) 250mL, (4) 125mL, (5) 100mL, (6) 40mL vial, (7) EnCore, (8) TerraCore, (9) 10mL, (10) Other

*** Preservative Types: (1) None, (2) HNO3, (3) H2SO4, (4) HCl, (5) NaOH, (6) Zn Acetate, (7) NaHSO4, (8) Sod. Thiosulfate, (9) Ascorbic Acid, (10) MeOH, (11) Other

Analysis Requested

Customer Sample ID	Matrix*	Comp / Grab	Composite Start Date	Composite Start Time	Collected or Composite End Date	Collected or Composite End Time	# Cont.	Residual Chlorine Result	Residual Chlorine Units	2320B Alkalinity	2540C Total Dissolved Solids	300.0-F,SO4, Cl	4500S2D Sulfide	App Metals III/IV + Major Ions	RAD 226/228	Sample Comment
BOW-AP1-FD-01	WG	G					7			X	X	X	X	X	X	
BOW-AP1-FD-02	WG	G			2/2/24	—	7			X	X	X	X	X	X	033
BOW-AP1-FD-03	WG	G					7			X	X	X	X	X	X	
BOW-AP1-FD-04	WG	G					7			X	X	X	X	X	X	
BOW-AP1-FB-	WQ	G					7			X	X	X	X	X	X	
BOW-AP1-FB-	WQ	G					7			X	X	X	X	X	X	
BOW-AP1-EB-	WQ	G					7			X	X	X	X	X	X	
BOW-AP1-EB-	WQ	G					7			X	X	X	X	X	X	

* Matrix Codes (Insert in Matrix box below): Drinking Water (DW), Ground Water (GW), Wastewater (WW), Product (P), Soil/Solid (SS), Oil (OL), Wipe (WP), Tissue (TS), Bioassay (B), Vapor (V), Surface Water (SW), Sediment (SED), Sludge (SL), Caulk (CK), Leachate (LL), Biosolid (BS), Other (OT)

Lab Use Only: Proj. Mgr: Bennie Vang; Acctnum / Client ID:; Table #:; Profile / Template: 16507; Prelog / Bottle Ord. ID: EZ 3057855

Preservation non-conformance identified for sample:

Additional Instructions from Pace®:
Task Code: BOW-CCR-ASSMT-2024S1

Collected By: Printed Name: Kevin Stephenson, William Lasker, Jay Stewart
Signature: [signature] RenAute Environmental

Customer Remarks / Special Conditions / Possible Hazards:

Coolers: Thermometer ID: Correction Factor (°C): Obs. Temp. (°C): Corrected Temp. (°C): [ ] On Ice

Relinquished by/Company: (Signature)	Date/Time:	Received by/Company: (Signature)	Date/Time:	Tracking Number:
[signature]	2/6/24 1022	Ryan Williams / Pace	2/6/24 1022	
Relinquished by/Company: (Signature) [signature] / Pace	2/6/24 1465	Received by/Company: (Signature) [signature]	2/6/24 1465	Delivered by: [ ] In-Person [ ] Courier [ ] FedEX [ ] UPS [ ] Other
Relinquished by/Company: (Signature)	Date/Time:	Received by/Company: (Signature)	Date/Time:	
Relinquished by/Company: (Signature)	Date/Time:	Received by/Company: (Signature)	Date/Time:	Page: 5 of 5

Submitting a sample via this chain of custody constitutes acknowledgment and acceptance of the Pace® Terms and Conditions found at https://www.pacelabs.com/resource-library/resource/pace-terms-and-conditions/

Effective Date: 12/01/2023

oratory receiving samples:

sheville ☐ Eden ☐ Greenwood ☐ Huntersville ☐ Raleigh ☐ Mechanicsville ☐ Atlanta ☑ Kernersville ☐

Sample Condition Upon Receipt

Client Name: Ga Power

Project #: WO#: 92711021

PM: BV Due Date: 02/21/24

CLIENT: 92-GP-BOWLF

urier: ☐ Fed Ex ☐ UPS ☐ USPS ☐ Client

☐ Commercial ☑ Pace ☐ Other: ____

stody Seal Present? ☑ Yes ☐ No Seals Intact? ☑ Yes ☐ No ☐ N/A

Date/Initials Person Examining Contents: 7/9/24

cking Material: ☑ Bubble Wrap ☐ Bubble Bags ☐ None ☐ Other

Biological Tissue Frozen? ☐ Yes ☐ No ☑ N/A

ermometer: ☑ IR Gun ID: 230

Type of Ice: ☑ Wet ☐ Blue ☐ None

oler Temp: 2.0 Correction Factor: Add/Subtract (°C) / -0.1

Temp should be above freezing to 6°C

☐ Samples out of temp criteria. Samples on ice, cooling proc has begun

oler Temp Corrected (°C): 2.1

DA Regulated Soil (☐ N/A, water sample)

Did samples originate in a quarantine zone within the United States: CA, NY, or SC (check maps)? ☐ Yes ☐ No

Did samples originate from a foreign source (internationally, including Hawaii and Puerto Rico)? ☐ Yes ☐ No

				Comments/Discrepancy:
Chain of Custody Present?	☑ Yes	☐ No	☐ N/A	1.
Samples Arrived within Hold Time?	☑ Yes	☐ No	☐ N/A	2.
Short Hold Time Analysis (<72 hr.)?	☐ Yes	☑ No	☐ N/A	3.
Rush Turn Around Time Requested?	☐ Yes	☑ No	☐ N/A	4.
Sufficient Volume?	☑ Yes	☐ No	☐ N/A	5.
Correct Containers Used?	☑ Yes	☐ No	☐ N/A	6.
-Pace Containers Used?	☑ Yes	☐ No	☐ N/A	
Containers Intact?	☑ Yes	☐ No	☐ N/A	7.
Dissolved analysis: Samples Field Filtered?	☐ Yes	☐ No	☑ N/A	8.
Sample Labels Match COC?	☑ Yes	☐ No	☐ N/A	9.
-Includes Date/Time/ID/Analysis Matrix: 2				
Headspace in VOA Vials (>5-6mm)?	☐ Yes	☐ No	☑ N/A	10.
Trip Blank Present?	☐ Yes	☐ No	☑ N/A	11.
Trip Blank Custody Seals Present?	☐ Yes	☐ No	☑ N/A	

MMENTS/SAMPLE DISCREPANCY

Field Data Required? ☐ Yes ☐ No

Lot ID of split containers:

NT NOTIFICATION/RESOLUTION

rson contacted: _____ Date/Time: _____

Project Manager SCURF Review: _____ Date: _____

Project Manager SRF Review: _____ Date: _____

ANALYTICAL SERVICES

Effective Date: 12/01/2023

heck mark top half of box if pH and/or dechlorination is verified and
ithin the acceptance range for preservation samples.
eptions: VOA, Coliform, TOC, Oil and Grease, DRO/8015 (water) DOC, LLHg

Bottom half of box is to list number of bottles
*Check all unpreserved Nitrates for chlorine

Project # WO#: 92711021

PM: BV Due Date: 02/21/24

CLIENT: 92-GP-BOWLF

BP4U-125 mL Plastic Unpreserved (N/A) (Cl-)	BP3U-250 mL Plastic Unpreserved (N/A)	BP2U-500 mL Plastic Unpreserved (N/A)	BP1U-1 liter Plastic Unpreserved (N/A)	BP4S-125 mL Plastic H2SO4 (pH < 2) (Cl-)	BP3N-250 mL plastic HNO3 (pH < 2)	BP4Z-125 mL Plastic ZN Acetate & NaOH (>9)	BP4B-125 mL Plastic NaOH (pH > 12) (Cl-)	WGFU-Wide-mouthed Glass Jar Unpreserved	AG1U-1 liter Amber Unpreserved (N/A) (Cl-)	AG1H-1 liter Amber HCl (pH < 2)	AG3U-250 mL Amber Unpreserved (N/A) (Cl-)	AG1S-1 liter Amber H2SO4 (pH < 2)	AG3S-250 mL Amber H2SO4 (pH < 2)	DG94-40 mL Amber NH4Cl (N/A)(Cl-)	DG9H-40 mL VOA HCl (N/A)	VG9T-40 mL VOA Na2S2O3 (N/A)	VG9U-40 mL VOA Unpreserved (N/A)	DG9V-40 mL VOA H3PO4 (N/A)	KP7U-50 mL Plastic Unpreserved (N/A)	V/GK (3 vials per kit)-VPH/Gas kit (N/A)	SP5T-125 mL Sterile Plastic (N/A – lab)	SP2T-250 mL Sterile Plastic (N/A – lab)	BP3N 1-17	BP3R-250 mL Plastic (NH2)2SO4 (9.3-9.7)	AG0U-100 mL Amber Unpreserved (N/A) (Cl-)	VSGU-20 mL Scintillation vials (N/A)	DG9L-40 mL Amber Unpreserved vials (N/A)
	2				1	1																	2				
	2				1	1																	2				
	2				1	1																	2				
	2				1	1																	2				
	2				1	1																	2				
	2				1	1																	2				
	2				1	1																	2				
	2				1	1																	2				
	2				1	1																	2				
	2				1	1																	2				

pH Adjustment Log for Preserved Samples

Sample ID	Type of Preservative	pH upon receipt	Date preservation adjusted	Time preservation adjusted	Amount of Preservative added	Lot #

ote: Whenever there is a discrepancy affecting North Carolina compliance samples, a copy of this form will be sent to the North Carolina DENR Certification Office (i.e. ut of hold, incorrect preservative, out of temp, incorrect containers.

Pace® Location Requested (City/State):

Pace Analytical Charlotte
9800 Kincey Ave, Suite 100, Huntersville, NC 28078

CHAIN-OF-CUSTODY Analytical Request Document

Chain-of-Custody is a LEGAL DOCUMENT - Complete all relevant fields

LAB USE ONLY- Affix Workorder/Login Label Here

Scan QR Code for instructions

Company Name: Georgia Power - Bowen	Contact/Report To: Kristen Juninko, Anthony Szwast
Street Address: 241 Ralph McGill Blvd NE, Atlanta, GA 30308	Phone #: (470) 217-0008
	E-Mail: knjuninko@southernco.com
Customer Project #:	Cc E-Mail: Laura Mckiff, Ben Hodges, Mike Smilley, Noelle Gangi
Project Name: Bowen AP-1	Invoice to: Account Payable
Site Collection Info/Facility ID (as applicable):	Invoice E-mail: georgiapowerinvoices@southernco.com
	Purchase Order # (if applicable): GPC82474-0007
	Quote #:
Time Zone Collected: [ ] AK [ ] PT [ ] MT [ ] CT [X] ET	County / State origin of sample(s): Georgia
Date Deliverables: [ ] Level II [ ] Level III [ ] Level IV [ ] EQUIS [ ] Other	Regulatory Program (DW, RCRA, etc.) as applicable: Reportable [ ] Yes [ ] No
	Rush (Pre-approval required): [ ] Same Day [ ] 1 Day [ ] 2 Day [ ] 3 Day Other
	Date Results Requested:
	DW PWSID # or WW Permit # as applicable:
	Field Filtered (if applicable): [ ] Yes [ ] No
	Analysis:

Specify Container Size **: 3 | 2 | 3 | 4 | 3 | 1

Identify Container Preservative Type***: 3 | 1 | 1 | 5+6 | 2 | 2

Analysis Requested

Lab Use Only

Customer Sample ID	Matrix *	Comp / Grab	Composite Start Date	Composite Start Time	Collected or Composite End Date	Collected or Composite End Time	# Cont.	Residual Chlorine Result	Residual Chlorine Units	2320B Alkalinity	2540C Total Dissolved Solids	300.0-F,SO4, Cl	4500S2D Sulfide	App Metals III/IV + Major Ions	RAD 226/228	Sample Comment	Preservation non-conformance identified for sample.
BOW-BGWA-2	WG	G					7			X	X	X	X	X	X		
BOW-BGWA-29	WG	G					7			X	X	X	X	X	X		
BOW-BGWA-33	WG	G					7			X	X	X	X	X	X		
BOW-BGWA-47D	WG	G			2/2/24	1015	7			X	X	X	X	X	X	034	
BOW-BGWA-48D	WG	G					7			X	X	X	X	X	X		
BOW-BGWC-7	WG	G					7			X	X	X	X	X	X		
BOW-BGWC-8	WG	G					7			X	X	X	X	X	X		
BOW-BGWC-9	WG	G					7			X	X	X	X	X	X		
BOW-BGWC-10	WG	G					7			X	X	X	X	X	X		
BOW-BGWC-12	WG	G					7			X	X	X	X	X	X		

Container Size: (1) 1L, (2) 500mL, (3) 250mL, (4) 125mL, (5) 100mL, (6) 40mL vial, (7) EnCore, (8) TerraCore, (9) 5Gm, (10) Other

*** Preservative Types: (1) None, (2) HNO3, (3) H2SO4, (4) HCl, (5) NaOH, (6) Zn Acetate, (7) NaHSO4, (8) Sod. Thiosulfate, (9) Ascorbic Acid, (10) MeOH, (11) Other

* Matrix Codes (Insert in Matrix box below): Drinking Water (DW), Ground Water (GW), Wastewater (WW), Product (P), Soil/Solid (SS), Oil (OL), Wipe (WP), Tissue (TS), Bioassay (B), Vapor (V), Surface Water (SW), Sediment (SED), Sludge (SL), Caulk (CK), Leachate (LL), Biosolid (BS), Other (OT)

Lab Use Only: Proj. Mgr: Bonnie Vang; AcctNum / Client ID:; Table #:; Profile / Template: 16507; Prelog / Bottle Ord. ID: EZ 3057856

Additional Instructions from Pace®:
Task Code: BOW-CCR-ASSMT-2024S1

Collected By: Printed Name: Kevin Stephenson, William Leaker, Jay Stewart
Signature: Resolute Environmental

Customer Remarks / Special Conditions / Possible Hazards:

Coolers: | Thermometer ID: | Correction Factor (°C): | Obs. Temp. (°C): | Corrected Temp. (°C): | [ ] On Ice

Relinquished by/Company: (Signature)	Date/Time:	Received by/Company: (Signature)	Date/Time:	Tracking Number:
	2/9/24 1247		2/9/24 1247	
Relinquished by/Company: (Signature)	Date/Time:	Received by/Company: (Signature)	Date/Time:	Delivered by: [ ] In-Person [ ] Courier
	2/9/24 1535		2/9/24 1535	[ ] FedEx [ ] UPS [ ] Other
Relinquished by/Company: (Signature)	Date/Time:	Received by/Company: (Signature)	Date/Time:	
Relinquished by/Company: (Signature)	Date/Time:	Received by/Company: (Signature)	Date/Time:	

Submitting a sample via this chain of custody constitutes acknowledgment and acceptance of the Pace® Terms and Conditions found at https://www.pacelabs.com/resource-library/resource/pace-terms-and-conditions/

Pace® Location Requested (City/State):

Pace Analytical Charlotte
9800 Kincey Ave. Suite 100, Huntersville, NC 28078

CHAIN-OF-CUSTODY Analytical Request Document

Chain-of-Custody is a LEGAL DOCUMENT - Complete all relevant fields

LAB USE ONLY- Affix Workorder/Login Label Here

Scan QR Code for instructions

Company Name: Georgia Power - Bowen	Contact/Report To: Kristen Jurinko, Anthony Szwast
Street Address: 241 Ralph McGill Blvd NE, Atlanta, GA 30308	Phone #: (470) 217-0008
	E-Mail: knjurink@southernco.com
Customer Project #:	Cc E-Mail: Laura Midkiff, Ben Hodges, Mike Smilley, Noelia Gangi
Project Name: Bowen AP-1	Invoice to: Account Payable
Site Collection Info/Facility ID (as applicable):	Invoice E-mail: georgiapowerinvoices@southernco.com
	Purchase Order # (if applicable): GPC82474-0007
	Quote #:
Time Zone Collected: [ ] AK [ ] PT [ ] MT [ ] CT [X] ET	County / State origin of sample(s): Georgia

Data Deliverables: [ ] Level II [ ] Level III [ ] Level IV [ ] EQUIS [ ] Other

Regulatory Program (DW, RCRA, etc.) as applicable: Reportable [ ] Yes [ ] No

Rush (Pre-approval required): [ ] Same Day [ ] 1 Day [ ] 2 Day [ ] 3 Day Other

Date Results Requested:

DW PWSID # or WW Permit # as applicable:

Field Filtered (if applicable): [ ] Yes [ ] No

Analysis:

* Matrix Codes (Insert in Matrix box below): Drinking Water (DW), Ground Water (GW), Wastewater (WW), Product (P), Soil/Solid (SS), Oil (OL), Wipe (WP), Tissue (TS), Bioassay (B), Vapor (V), Surface Water (SW), Sediment (SED), Sludge (SL), Caulk (CK), Leachate (LL), Biosolid (BS), Other (OT)

Customer Sample ID	Matrix*	Comp / Grab	Composite Start Date	Composite Start Time	Collected or Composite End Date	Collected or Composite End Time	# Cont.	Residual Chlorine Result	Residual Chlorine Units	2320B Alkalinity	2540C Total Dissolved Solids	300.0-F,SO4, Cl	4500S2D Sulfide	App Metals III/IV + Major Ions	RAD 228/228	Lab Use Only	Sample Comment	Preservation non-conformance identified for samples.
BOW-BGWA-2	WG	G			2/8/24	1213	7			X	X	X	X	X	X		035	
BOW-BGWA-29	WG	G					7			X	X	X	X	X	X			
BOW-BGWA-33	WG	G					7			X	X	X	X	X	X			
BOW-BGWA-47D	WG	G					7			X	X	X	X	X	X			
BOW-BGWA-48D	WG	G					7			X	X	X	X	X	X			
BOW-BGWC-7	WG	G					7			X	X	X	X	X	X			
BOW-BGWC-8	WG	G					7			X	X	X	X	X	X			
BOW-BGWC-9	WG	G					7			X	X	X	X	X	X			
BOW-BGWC-10	WG	G					7			X	X	X	X	X	X			
BOW-BGWC-12	WG	G					7			X	X	X	X	X	X			

Specify Container Size **: 3 2 3 4 3 1

Identify Container Preservative Type***: 1 1 1 5+6 2 2

Analysis Requested

** Container Size: (1) 1L, (2) 500mL, (3) 250mL, (4) 125mL, (5) 100mL, (6) 40mL vial, (7) EnCore, (8) TerraCore, (9) 20mL, (10) Other

*** Preservative Types: (1) None, (2) HNO3, (3) H2SO4, (4) HCl, (5) NaOH, (6) Zn Acetate, (7) NaHSO4, (8) Sod. Thiosulfate, (9) Ascorbic Acid, (10) MeOH, (11) Other

Lab Use Only: Proj. Mgr: Bonnie Vang; AccuNum / Client ID:; Table #:; Profile / Template: 16607; Prelog / Bottle Ord. ID: EZ 3057855

Additional Instructions from Pace®:
Task Code: BOW-CCR-ASSMT-2024S1

Collected By: Printed Name: Kevin Stephenson, William Lasker, Jay Siewert
Signature: Resolute Environmental

Customer Remarks / Special Conditions / Possible Hazards:

Coolers: Thermometer ID: Correction Factor (°C): Obs. Temp. (°C): Corrected Temp. (°C): [ ] On Ice

Relinquished by/Company: (Signature)	Date/Time:	Received by/Company: (Signature)	Date/Time:	Tracking Number:
	2/9/24 1247	Pace	2/9/24 1247	
Relinquished by/Company: (Signature) Pace	2/9/24 1535		2/9/24 1535	Delivered by: [ ] In-Person [ ] Courier [ ] FedEx [ ] UPS [ ] Other
Relinquished by/Company: (Signature)	Date/Time:	Received by/Company: (Signature)	Date/Time:	
Relinquished by/Company: (Signature)	Date/Time:	Received by/Company: (Signature)	Date/Time:	

Page: 1 of 6

Submitting a sample via this chain of custody constitutes acknowledgment and acceptance of the Pace® Terms and Conditions found at https://www.pacelabs.com/resource-library/resource/pace-terms-and-conditions/

Pace® Location Requested (City/State):

Pace Analytical Charlotte
5800 Mickley Ave. Suite 100, Huntersville, NC 28078

CHAIN-OF-CUSTODY Analytical Request Document

Chain-of-Custody is a LEGAL DOCUMENT - Complete all relevant fields

LAB USE ONLY- Affix Workorder/Login Label Here

Scan QR Code for instructions

Company Name: Georgia Power - Bowen

Street Address: 241 Ralph McGill Blvd NE, Atlanta, GA 30308

Customer Project #:

Project Name: Bowen AP-1

Site Collection Info/Facility ID (as applicable):

Contact/Report To: Kristen Jurinko, Anthony Szwast

Phone #: (470) 217-0008

E-Mail: krjurink@southernco.com

Cc E-Mail: Laura Midkiff, Ben Hodges, Mike Smilley, Noelia Gangi

Invoice to: Account Payable

Invoice E-mail: georgiapowerinvoices@southernco.com

Purchase Order # (if applicable): GPC82474-0007

Quote #:

Time Zone Collected: [ ] AK [ ] PT [ ] MT [ ] CT [X] ET

County / State origin of sample(s): Georgia

Data Deliverables: [ ] Level II [ ] Level III [ ] Level IV [ ] EDUS [ ] Other

Regulatory Program (DW, RCRA, etc.) as applicable: Reportable [ ] Yes [ ] No

Rush (Pre-approval required): [ ] Same Day [ ] 1 Day [ ] 2 Day [ ] 3 Day Other

Date Results Requested:

DW PWSID # or WW Permit # as applicable:

Field Filtered (if applicable): [ ] Yes [ ] No

Analysis:

* Matrix Codes (Insert in Matrix box below): Drinking Water (DW), Ground Water (GW), Wastewater (WW), Product (P), Soil/Solid (SS), Oil (OL), Wipe (WP), Tissue (TS), Bioassay (B), Vapor (V), Surface Water (SW), Sediment (SED), Sludge (SL), Caulk (CK), Leachate (LE), Biosolid (BS), Other (OT)

Specify Container Size **: 3 2 3 4 3 1

Identify Container Preservative Type***: 1 1 1 5+6 2 2

** Container Size: [1] 1L, [2] 500mL, [3] 250mL, [4] 125mL, [5] 100mL, [6] 40mL vial, [7] EnCore, [8] TerraCore, [9] 90mL, [10] Other

*** Preservative Types: [1] None, [2] HNO3, [3] H2SO4, [4] HCl, [5] NaOH, [6] Zn Acetate, [7] NaHSO4, [8] Sod. Thiosulfate, [9] Ascorbic Acid, [10] MeOH, [11] Other

Customer Sample ID	Matrix *	Comp / Grab	Composite Start Date	Composite Start Time	Collected or Composite End Date	Collected or Composite End Time	# Cont.	Residual Chlorine Result	Residual Chlorine Units	2320B Alkalinity	2540C Total Dissolved Solids	300.0-F, SO4, Cl	4500S2D Sulfide	App Metals III/IV + Major Ions	RAD 226/228	Lab Use Only	Sample Comment	Preservation non-conformance identified for sample.
BOW-BGWC-14A	WG	G					7			X	X	X	X	X	X			
BOW-BGWC-16	WG	G					7			X	X	X	X	X	X			
BOW-BGWC-17	WG	G					7			X	X	X	X	X	X			
BOW-BGWC-18	WG	G					7			X	X	X	X	X	X			
BOW-BGWC-19	WG	G					7			X	X	X	X	X	X			
BOW-BGWC-20	WG	G					7			X	X	X	X	X	X			
BOW-BGWC-21	WG	G					7			X	X	X	X	X	X			
BOW-BGWC-22	WG	G					7			X	X	X	X	X	X			
BOW-BGWC-23	WG	G			2/8/24	1233	7			X	X	X	X	X	X			
BOW-BGWC-24	WG	G			2/8/24	1429	7			X	X	X	X	X	X			
							7			X	X	X	X	X	X			

Proj. Mgr: Bonnie Vang

Acct Num / Client ID:

Table #:

Profile / Template: 16507

Prelog / Bottle Ord. ID: EZ 3057855

036

037

Additional Instructions from Pace®:

Task Code: BOW-CCR-ASSMT-2024S1

Collected By: Printed Name: Kevin Stephenson, William Lasker, Jay Stewart

Signature:

Resolute Environmental

Customer Remarks / Special Conditions / Possible Hazards:

Coolers: Thermometer ID: Correction Factor (°C): Obs. Temp. (°C): Corrected Temp. (°C): [ ] On Ice

Relinquished by/Company: (Signature)	Date/Time:	Received by/Company: (Signature)	Date/Time:	Tracking Number:
Relinquished by/Company: (Signature) Ryan Williams / Pace	Date/Time: 2/9/24 1635	Received by/Company: (Signature)	Date/Time: 2/9 1535	Delivered by: [ ] In-Person [ ] Courier [ ] FedEx [ ] UPS [ ] Other
Relinquished by/Company: (Signature)	Date/Time:	Received by/Company: (Signature)	Date/Time:	
Relinquished by/Company: (Signature)	Date/Time:	Received by/Company: (Signature)	Date/Time:	

Submitting a sample via this chain of custody constitutes acknowledgment and acceptance of the Pace® Terms and Conditions found at https://www.pacelabs.com/resource-library/resource/pace-terms-and-conditions/

Pace® Location Requested (City/State):

Pace Analytical Charlotte
5800 Kinsey Ave. Suite 100, Huntersville, NC 28078

CHAIN-OF-CUSTODY Analytical Request Document

Chain-of-Custody is a LEGAL DOCUMENT - Complete all relevant fields

LAB USE ONLY- Affix Workorder/Login Label Here

Scan QR Code for instructions

Company Name: Georgia Power - Bowen	Contact/Report To: Kristen Jurinko, Anthony Szwast
Street Address: 241 Ralph McGill Blvd NE, Atlanta, GA 30308	Phone #: (470) 217-0008
	E-Mail: krjurink@southernco.com
Customer Project #:	Cc E-Mail: Laura Midkiff, Ben Hodges, Mike Smilley, Noelia Gangi
Project Name: Bowen AP-1	Invoice to: Account Payable
Site Collection Info/Facility ID (as applicable):	Invoice E-mail: georgiapowerinvoices@southernco.com
	Purchase Order # (if applicable): GPC82474-0007
Time Zone Collected: [ ] AK [ ] PT [ ] MT [ ] CT [X] ET	Quote #:
Data Deliverables: [ ] Level II [ ] Level III [ ] Level IV [ ] EQUIS [ ] Other	County / State origin of sample[s]: Georgia
	Regulatory Program (DW, RCRA, etc.) as applicable: Reportable [ ] Yes [ ] No
	Rush (Pre-approval required): [ ] Same Day [ ] 1 Day [ ] 2 Day [ ] 3 Day Other: Date Results Requested:
	DW PWSID # or WW Permit # as applicable:
	Field Filtered (if applicable): [ ] Yes [ ] No
	Analysis:

Specify Container Size **: 3 2 3 4 3 1

Identify Container Preservative Type***: 1 1 1 5+6 2 2

Analysis Requested

Customer Sample ID	Matrix *	Comp / Grab	Composite Start Date	Composite Start Time	Collected or Composite End Date	Collected or Composite End Time	# Cont.	Residual Chlorine Result	Residual Chlorine Units	2320B Alkalinity	2540C Total Dissolved Solids	300.0-F, SO4, Cl	4500S2D Sulfide	App Metals III/IV + Major Ions	RAD 226/228	Sample Comment
BOW-BGWC-25	WG	G					7			X	X	X	X	X	X	
BOW-BGWC-30	WG	G			2/6/24	14:14	7			X	X	X	X	X	X	
BOW-BGWA-6	WG	G					7			X	X	X	X	X	X	038
BOW-BGWC-31	WG	G					7			X	X	X	X	X	X	
BOW-BGWC-32	WG	G					7			X	X	X	X	X	X	
BOW-BGWC-34D	WG	G					7			X	X	X	X	X	X	
BOW-BGWC-35D	WG	G					7			X	X	X	X	X	X	
BOW-BGWC-36D	WG	G					7			X	X	X	X	X	X	
BOW-BGWC-37D	WG	G					7			X	X	X	X	X	X	
BOW-BGWC-38D	WG	G			2/6/24	16:07	7			X	X	X	X	X	X	039

* Matrix Codes (Insert in Matrix box below): Drinking Water (DW), Ground Water (GW), Wastewater (WW), Product (P), Soil/Solid (SS), Oil (OL), Wipe (WP), Tissue (TS), Bioassay (B), Vapor (V), Surface Water (SW), Sediment (SED), Sludge (SL), Caulk (CK), Leachate (LL), Biosolid (BS), Other (OT)

** Container Size: (1) 1L, (2) 500mL, (3) 250mL, (4) 125mL, (5) 100mL, (6) 40mL, vial, (7) EnCore, (8) Terracore, (9) 95mL, (10) Other

*** Preservative Types: (1) None, (2) HNO3, (3) H2SO4, (4) HCl, (5) NaOH, (6) Zn Acetate, (7) NaHSO4, (8) Sod. Thiosulfate, (9) Ascorbic Acid, (10) MeOH, (11) Other

Lab Use Only: Proj. Mgr: Bonnie Vang; Acct/Num / Client ID:; Table #:; Profile / Template: 16507; Prelog / Bottle Ord. ID: EZ 3057855

Preservation non-conformance identified for sample.

Additional Instructions from Pace®:
Task Code: BOW-CCR-ASSMT-2024S1

Collected By:
Printed Name: Kevin Stephenson, William Lasker, Jay Stewart
Signature:
Possible Environmental

Customer Remarks / Special Conditions / Possible Hazards:

Coolers: Thermometer ID: Correction Factor (°C): Obs. Temp. (°C): Corrected Temp. (°C): [ ] On Ice

Relinquished by/Company: (Signature)	Date/Time:	Received by/Company: (Signature)	Date/Time:	Tracking Number:
[illegible]	2/9/24 1247	[illegible] / Pace	2/9/24 1247	
Kyle Williams / Pace	2/9/24 1835		2/9 1535	Delivered by: [ ] In-Person [ ] Courier [ ] FedEX [ ] UPS [ ] Other
Relinquished by/Company: (Signature)	Date/Time:	Received by/Company: (Signature)	Date/Time:	
Relinquished by/Company: (Signature)	Date/Time:	Received by/Company: (Signature)	Date/Time:	

Submitting a sample via this chain of custody constitutes acknowledgment and acceptance of the Pace® Terms and Conditions found at https://www.pacelabs.com/resource-library/resource/pace-terms-and-conditions/

Pace® Location Requested (City/State):

Pace Analytical Charlotte
9800 Kincey Ave. Suite 100, Huntersville, NC 28078

CHAIN-OF-CUSTODY Analytical Request Document

Chain-of-Custody is a LEGAL DOCUMENT - Complete all relevant fields

LAB USE ONLY- Affix Workorder/Login Label Here

Scan QR Code for Instructions

Company Name: Georgia Power - Bowen
Street Address: 241 Ralph McGill Blvd NE, Atlanta, GA 30308
Customer Project #:
Project Name: Bowen AP-1
Site Collection Info/Facility ID (as applicable):

Contact/Report To: Kristen Jurinko, Anthony Szwast
Phone #: (470) 217-0008
E-Mail: lenjurink@southernco.com
Cc E-Mail: Laura Midkiff, Ben Hodges, Mike Smiley, Noelia Gengi
Invoice to: Account Payable
Invoice E-mail: georgiapowerinvoices@southernco.com
Purchase Order # (if applicable): GPC82474-0007
Quote #:

Time Zone Collected: [ ] AK [ ] PT [ ] MT [ ] CT [X] ET
County / State origin of sample(s): Georgia

Data Deliverables: [ ] Level II [ ] Level III [ ] Level IV [ ] EQUIS [ ] Other
Regulatory Program (DW, RCRA, etc.) as applicable: Reportable [ ] Yes [ ] No
Rush (Pre-approval required): [ ] Same Day [ ] 1 Day [ ] 2 Day [ ] 3 Day Other
Data Results Requested:
DW PWSID # or WW Permit # as applicable:
Field Filtered (if applicable): [ ] Yes [ ] No
Analysis:

Specify Container Size **: 3 2 3 4 3 1
Identify Container Preservative Type***: 1 1 1 5+6 2 2

Analysis Requested

Customer Sample ID	Matrix *	Comp / Grab	Composite Start Date	Composite Start Time	Collected or Composite End Date	Collected or Composite End Time	# Cont.	Residual Chlorine Result	Residual Chlorine Units	2320B Alkalinity	2540C Total Dissolved Solids	300.0-F, BC4, Cl	4500S2D Sulfide	App Metals IIIB/V + Major Ions	RAD 228/226	Sample Comment
BOW-BGWC-25	WG	G					7			X	X	X	X	X	X	
BOW-BGWC-30	WG	G					7			X	X	X	X	X	X	
BOW-BGWA-6	WG	G					7			X	X	X	X	X	X	
BOW-BGWC-31	WG	G					7			X	X	X	X	X	X	
BOW-BGWC-32	WG	G					7			X	X	X	X	X	X	
BOW-BGWC-34D	WG	G					7			X	X	X	X	X	X	
BOW-BGWC-35D	WG	G					7			X	X	X	X	X	X	
BOW-BGWC-36D	WG	G			2/3/24	1057	7			X	X	X	X	X	X	640
BOW-BGWC-37D	WG	G					7			X	X	X	X	X	X	
BOW-BGWC-38D	WG	G			2/3/24	1317	7			X	X	X	X	X	X	641

* Matrix Codes (Insert in Matrix box below): Drinking Water (DW), Ground Water (GW), Wastewater (WW), Product (P), Soil/Solid (SS), Oil (OL), Wipe (WP), Tissue (TS), Bioassay (B), Vapor (V), Surface Water (SW), Sediment (SED), Sludge (SL), Caulk (CK), Leachate (LE), Biosolid (BS), Other (OT)

** Container Size: (1) 1L, (2) 500mL, (3) 250mL, (4) 125mL, (5) 100mL, (6) 40mL vial, (7) EnCore, (8) TerraCore, (9) 5035, (10) Other

*** Preservative Types: (1) None, (2) HNO3, (3) H2SO4, (4) HCl, (5) MeOH, (6) Zn Acetate, (7) NaHSO4, (8) Sod. Thiosulfate, (9) Ascorbic Acid, (10) MeOH, (11) Other

Lab Use Only: Proj. Mgr: Bonnie Vang; Acct/Nam / Client ID:; Table #:; Profile / Template: 16507; Prelog / Bottle Ord. ID: EZ 3057855

Preservation non-conformance identified for sample.

Additional Instructions from Pace®:
Task Code: BOW-CCR-ASSMT-2024S1

Collected By:
Printed Name: Kevin Stephenson, William Lasker, Jay Stewart
Signature:
Resolute Environmental

Customer Remarks / Special Conditions / Possible Hazards:

Coolers: Thermometer ID: Correction Factor (°C): Obs. Temp. (°C): Corrected Temp. (°C): [ ] On Ice

Relinquished by/Company: (Signature)	Date/Time:	Received by/Company: (Signature)	Date/Time:
	2/9/24 1247		2/9/24 1247
Relinquished by/Company: (Signature) Lynn Williams / Pace	2/9/24 1535	Received by/Company: (Signature)	2/9/24 1535
Relinquished by/Company: (Signature)	Date/Time:	Received by/Company: (Signature)	Date/Time:
Relinquished by/Company: (Signature)	Date/Time:	Received by/Company: (Signature)	Date/Time:

Tracking Number:
Delivered by: [ ] In-Person [ ] Courier [ ] FedEX [ ] UPS [ ] Other

Submitting a sample via this chain of custody constitutes acknowledgment and acceptance of the Pace® Terms and Conditions found at https://www.pacelabs.com/resource-library/resource/pace-terms-and-conditions/

Pace® Location Requested (City/State):

Pace Analytical Charlotte
9800 Kincey Ave. Suite 100, Huntersville, NC 28078

CHAIN-OF-CUSTODY Analytical Request Document

Chain-of-Custody is a LEGAL DOCUMENT - Complete all relevant fields

LAB USE ONLY- Affix Workorder/Login Label Here

Scan QR Code for Instructions

Company Name: Georgia Power - Bowen

Street Address: 241 Ralph McGill Blvd NE, Atlanta, GA 30308

Customer Project #:

Project Name: Bowen AP-1

Site Collection Info/Facility ID (as applicable):

Contact/Report To: Kristen Jurinko, Anthony Szwast

Phone #: (470) 217-0008

E-Mail: knjurink@southernco.com

Cc E-Mail: Laura Midkiff, Ben Hodges, Mike Smitley, Noelia Gangi

Invoice to: Account Payable

Invoice E-mail: georgiapowerinvoices@southernco.com

Purchase Order # (if applicable): GPC62474-0007

Quote #:

Time Zone Collected: [ ] AK [ ] PT [ ] MT [ ] CT [X] ET

County / State origin of sample(s): Georgia

Data Deliverables: [ ] Level II [ ] Level III [ ] Level IV [ ] EQUIS [ ] Other

Regulatory Program (DW, RCRA, etc.) as applicable: Reportable [ ] Yes [ ] No

Rush (Pre-approval required): [ ] Same Day [ ] 1 Day [ ] 2 Day [ ] 3 Day Other

Date Results Requested:

DW PWSID # or WW Permit # as applicable:

Field Filtered (if applicable): [ ] Yes [ ] No

Analysis:

* Matrix Codes (Insert in Matrix box below): Drinking Water (DW), Ground Water (GW), Wastewater (WW), Product (P), Soil/Solid (SS), Oil (OL), Wipe (WP), Tissue (TS), Bioassay (B), Vapor (V), Surface Water (SW), Sediment (SED), Sludge (SL), Caulk (CK), Leachate (LL), Biosolid (BS), Other (OT)

Customer Sample ID	Matrix*	Comp / Grab	Composite Start Date	Composite Start Time	Collected or Composite End Date	Collected or Composite End Time	# Cont.	Residual Chlorine Report?	Residual Chlorine Units
BOW-BGWC-25	WG	G					7		
BOW-BGWC-30	WG	G					7		
BOW-BGWA-6	WG	G					7		
BOW-BGWC-31	WG	G					7		
BOW-BGWC-32	WG	G			2/8/24	0941	7		
BOW-BGWC-34D	WG	G					7		
BOW-BGWC-35D	WG	G					7		
BOW-BGWC-36D	WG	G					7		
BOW-BGWC-37D	WG	G					7		
BOW-BGWC-38D	WG	G					7		

Specify Container Size **: 3 2 3 4 3 1

Identify Container Preservative Type***: 1 1 1 5+6 2 2

Analysis Requested: 2320B Alkalinity; 2540C Total Dissolved Solids; 300.0-F,SO4, Cl; 4500S2D Sulfide; App Metals III/IV + Major Ions; RAD 228/228

**Container Size: (1) 1L, (2) 500mL, (3) 250mL, (4) 125mL, (5) 100mL, (6) 40mL vial, (7) EnCore, (8) TerraCore (5g 50mL), (10) Other

*** Preservative Types: (1) None, (2) HNO3, (3) H2SO4, (4) HCl, (5) NaOH, (6) Zn Acetate, (7) NaHSO4, (8) Sod. Thiosulfate, (9) Ascorbic Acid, (10) MeOH, (11) Other

Lab Use Only: Proj. Mgr: Bonnie Vang; Acct Num / Client ID:; Table #:; Profile / Template: 16507; Prelog / Bottle Ord. ID: EZ 3057855

Sample Comment: 642

Preservation non-conformance identified for sample.

Additional Instructions from Pace®: Task Code: BOW-CCR-ASSMT-2024S1

Collected By: Printed Name: Kevin Stephenson, William Lesker, Jay Stewart

Signature: Resolute Environmental

Customer Remarks / Special Conditions / Possible Hazards:

Coolers: Thermometer ID: Correction Factor (°C): Obs. Temp. (°C): Corrected Temp. (°C): [ ] On Ice

Relinquished by/Company: (Signature)	Date/Time:	Received by/Company: (Signature)	Date/Time:	Tracking Number:
Relinquished by/Company: (Signature)	2/9/24 1247	Received by/Company: (Signature)	2/9/24 1247	
Relinquished by/Company: (Signature)	2/9/24 1535	Received by/Company: (Signature)	2/9 1535	Delivered by: [ ] In-Person [ ] Courier [ ] FedEx [ ] UPS [ ] Other
Relinquished by/Company: (Signature)	Date/Time:	Received by/Company: (Signature)	Date/Time:	
Relinquished by/Company: (Signature)	Date/Time:	Received by/Company: (Signature)	Date/Time:	

Submitting a sample via this chain of custody constitutes acknowledgment and acceptance of the Pace® Terms and Conditions found at https://www.pacelabs.com/resource-library/resource/pace-terms-and-conditions/

Pace® Location Requested (City/State):

Pace Analytical Charlotte
9800 Kincey Ave. Suite 100, Huntersville, NC 28078

CHAIN-OF-CUSTODY Analytical Request Document

Chain-of-Custody is a LEGAL DOCUMENT - Complete all relevant fields

LAB USE ONLY- Affix Workorder/Login Label Here

Scan QR Code for Instructions

Company Name: Georgia Power - Bowen

Street Address: 241 Ralph McGill Blvd NE, Atlanta, GA 30308

Customer Project #:

Project Name: Bowen AP-1

Site Collection Info/Facility ID (as applicable):

Contact/Report To: Kristen Jurinko, Anthony Szwast

Phone #: (470) 217-0006

E-Mail: knjurink@southernco.com

Cc E-Mail: Laura Midkiff, Ben Hodges, Mike Smiley, Noelle Gangi

Invoice to: Account Payable

Invoice E-mail: georgiapowerinvoices@southernco.com

Purchase Order # (if applicable): GPC62474-0007

Quote #:

Time Zone Collected: [ ] AK [ ] PT [ ] MT [ ] CT [X] ET

County / State origin of Sample(s): Georgia

Data Deliverables: [ ] Level II [ ] Level III [ ] Level IV [ ] EQUIS [ ] Other

Regulatory Program (DW, RCRA, etc.) as applicable: Reportable [ ] Yes [ ] No

Rush (Pre-approval required): [ ] Same Day [ ] 1 Day [ ] 2 Day [ ] 3 Day Other

Date Results Requested:

DW PWSID # or WW Permit # as applicable:

Field Filtered (if applicable): [ ] Yes [ ] No

Analysis:

* Matrix Codes (Insert in Matrix box below): Drinking Water (DW), Ground Water (GW), Wastewater (WW), Product (P), Soil/Solid (SS), Oil (OL), Wipe (WP), Tissue (TS), Bioassay (B), Vapor (V), Surface Water (SW), Sediment (SED), Sludge (SL), Caulk (CK), Leachate (LE), Biosolid (BS), Other (OT)

Customer Sample ID	Matrix*	Comp / Grab	Composite Start Date	Composite Start Time	Collected or Composite End Date	Collected or Composite End Time	# Cont.	Residual Chlorine Result	Residual Chlorine Units	2320B Alkalinity	2540C Total Dissolved Solids	300.0:F,SO4, Cl	4500S2D Sulfide	App Metals IIIIV + Major Ions	RAD 226/228										
Specify Container Size **										3	2	3	4	3	1										
Identify Container Preservative Type***										1	1	1	5+6	2	2										
BOW-BGWC-39	WG	G					7			X	X	X	X	X	X										
BOW-BGWC-40	WG	G					7			X	X	X	X	X	X										
BOW-BGWC-41D	WG	G					7			X	X	X	X	X	X										
BOW-BGWC-42D	WG	G					7			X	X	X	X	X	X										
BOW-BGWC-43D	WG	G					7			X	X	X	X	X	X										
BOW-BGWC-44D	WG	G					7			X	X	X	X	X	X										
BOW-BGWC-49D	WG	G			2/6/24	16:01	7			X	X	X	X	X	X										
BOW-BGWC-50D	WG	G					7			X	X	X	X	X	X										
BOW-BGWC-51	WG	G					7			X	X	X	X	X	X										
BOW-BGWC-52	WG	G					7			X	X	X	X	X	X										

**Container Size: [1] 1L, [2] 500mL, [3] 250mL, [4] 125mL, [5] 100mL, [6] 40mL vial, [7] EnCore, [8] TerraCore, [9] 80mL, [10] Other

*** Preservative Types: (1) None, (2) HNO3, (3) H2SO4, (4) HCl, (5) NaOH, (6) Zn Acetate, (7) NaHSO4, (8) Sod. Thiosulfate, (9) Ascorbic Acid, (10) MeOH, (11) Other

Lab Use Only

Proj. Mgr: Bonnie Vang

Acctnum / Client ID:

Table #:

Profile / Template: 16507

Prelog / Bottle Ord. ID: EZ 3057855

Sample Comment

Preservation non-conformance identified for sample.

Additional Instructions from Pace®:

Task Code: BOW-CCR-ASSMT-2024S1

Collected By: Printed Name: Kevin Stephenson, William Leaker, Jay Siewert

Signature: Resolute Environmental

Customer Remarks / Special Conditions / Possible Hazards:

043

Coolers: Thermometer ID: Correction Factor (°C): Obs. Temp. (°C): Corrected Temp. (°C): [ ] On Ice

Relinquished by/Company: (Signature)	Date/Time:	Received by/Company: (Signature)	Date/Time:
Relinquished by/Company: (Signature)	Date/Time:	Received by/Company: (Signature)	Date/Time:
Relinquished by/Company: (Signature)	Date/Time:	Received by/Company: (Signature)	Date/Time:
Relinquished by/Company: (Signature)	Date/Time:	Received by/Company: (Signature)	Date/Time:

Tracking Number:

Delivered by: [ ] In-Person [ ] Courier [ ] FedEx [ ] UPS [ ] Other

Submitting a sample via this chain of custody constitutes acknowledgment and acceptance of the Pace® Terms and Conditions found at https://www.pacelabs.com/resource-library/resource/pace-terms-and-conditions/

Pace® Location Requested (City/State):

Pace Analytical Charlotte
5800 Kinsey Ave. Suite 105, Huntersville, NC 28078

CHAIN-OF-CUSTODY Analytical Request Document

Chain-of-Custody is a LEGAL DOCUMENT - Complete all relevant fields

LAB USE ONLY- Affix Workorder/Login Label Here

Scan QR Code for instructions

Company Name: Georgia Power - Bowen	Contact/Report To: Kristen Jurinko, Anthony Szwast
Street Address: 241 Ralph McGill Blvd NE, Atlanta, GA 30308	Phone #: (470) 217-0008
	E-Mail: knjurink@southernco.com
Customer Project #:	Cc E-Mail: Laura Midkiff, Ben Hodges, Mike Smilley, Noelia Gangi
Project Name: Bowen AP-1	Invoice to: Account Payable
Site Collection Info/Facility ID (as applicable):	Invoice E-mail: georgiapowerinvoices@southernco.com
	Purchase Order # (if applicable): GPC62474-0007
	Quote #:
Time Zone Collected: [ ] AK [ ] PT [ ] MT [ ] CT [X] ET	County / State origin of sample(s): Georgia
Data Deliverables: [ ] Level II [ ] Level III [ ] Level IV [ ] EQUIS [ ] Other	Regulatory Program (DW, RCRA, etc.) as applicable: Reportable [ ] Yes [ ] No
Rush (Pre-approval required): [ ] Same Day [ ] 1 Day [ ] 2 Day [ ] 3 Day Other	DW PWSID # or WW Permit # as applicable:
Date Results Requested:	Field Filtered (if applicable): [ ] Yes [ ] No
	Analysis:

Specify Container Size **: 3 2 3 4 3 1

Identify Container Preservative Type***: 1 1 1 5+6 2 2

** Container Size: (1) 1L, (2) 500ml, (3) 250ml, (4) 125ml, (5) 100ml, (6) 40ml vial, (7) EnCore, (8) TerraCore, (9) Other, Specify

*** Preservative Types: (1) None, (2) HNO3, (3) H2SO4, (4) HCl, (5) NaOH, (6) Zn Acetate, (7) NaHSO4, (8) Sod. Thiosulfate, (9) Ascorbic Acid, (10) MeOH, (11) Other

* Matrix Codes (Insert in Matrix box below): Drinking Water (DW), Ground Water (GW), Wastewater (WW), Product (P), Soil/Solid (SS), Oil (OL), Wipe (WP), Tissue (TS), Bioassay (B), Vapor (V), Surface Water (SW), Sediment (SED), Sludge (SL), Caulk (CK), Leachate (LL), Biosolid (BS), Other (OT)

Customer Sample ID	Matrix*	Comp / Grab	Composite Start Date	Composite Start Time	Collected or Composite End Date	Collected or Composite End Time	# Cont.	Residual Chlorine Result	Residual Chlorine Units	2320B Alkalinity	2540C Total Dissolved Solids	300.0-F,SO4, Cl	4500S2D Sulfide	App Metals III/IV + Major Ions	RAD 228/228	Sample Comment
BOW-BGWC-39	WG	G					7			X	X	X	X	X	X	
BOW-BGWC-40	WG	G			2/6/24	1249	7			X	X	X	X	X	X	044
BOW-BGWC-41D	WG	G			2/7/24	1502	7			X	X	X	X	X	X	045
BOW-BGWC-42D	WG	G			2/7/24	1601	7			X	X	X	X	X	X	046
BOW-BGWC-43D	WG	G					7			X	X	X	X	X	X	
BOW-BGWC-44D	WG	G					7			X	X	X	X	X	X	
BOW-BGWC-49D	WG	G					7			X	X	X	X	X	X	
BOW-BGWC-50D	WG	G					7			X	X	X	X	X	X	
BOW-BGWC-51	WG	G					7			X	X	X	X	X	X	
BOW-BGWC-52	WG	G					7			X	X	X	X	X	X	

Lab Use Only: Proj. Mgr: Bonnie Vang; Acct Num / Client ID:; Table #:; Profile / Template: 16507; Prelog / Bottle Ord. ID: EZ 3057855

Preservation non-conformance identified for sample.

Additional Instructions from Pace®:
Task Code: BOW-CCR-ASSMT-2024S1

Collected By: Printed Name: Kevin Stephenson, William Lasker, Jay Stewart
Signature: [signature] Resolute Environmental

Customer Remarks / Special Conditions / Possible Hazards:

Coolers: Thermometer ID: Correction Factor (°C): Obs. Temp. (°C): Corrected Temp. (°C): [ ] On Ice

Relinquished by/Company: (Signature)	Date/Time:	Received by/Company: (Signature)	Date/Time:
[signature]	2/9/24 1247	Lyn Williams / Pace	2/9/24 1247
Lyn Williams / Pace	2/9/24 1535	[signature]	2/9/24 1535
Relinquished by/Company: (Signature)	Date/Time:	Received by/Company: (Signature)	Date/Time:
Relinquished by/Company: (Signature)	Date/Time:	Received by/Company: (Signature)	Date/Time:

Tracking Number:

Delivered by: [ ] In-Person [ ] Courier [ ] FedEx [ ] UPS [ ] Other

Submitting a sample via this chain of custody constitutes acknowledgment and acceptance of the Pace® Terms and Conditions found at https://www.pacelabs.com/resource-library/resource/pace-terms-and-conditions/

Pace® Location Requested (City/State):

CHAIN-OF-CUSTODY Analytical Request Document

Chain-of-Custody is a LEGAL DOCUMENT - Complete all relevant fields

LAB USE ONLY- Affix Workorder/Login Label Here

Scan QR Code for instructions

Company Name: Georgia Power - Bowen
Street Address: 241 Ralph McGill Blvd NE, Atlanta, GA 30308
Customer Project #:
Project Name: Bowen AP-1
Site Collection Info/Facility ID (as applicable):

Contact/Report To: Kristen Jurinko, Anthony Szwast
Phone #: (470) 217-0008
E-Mail: knjurink@southernco.com
Cc E-Mail: Laura Midkiff, Ben Hodges, Mike Smitley, Noelia Gangi
Invoice to: Account Payable
Invoice E-mail: georgiapowerinvoices@southernco.com
Purchase Order # (if applicable): GPC82474-0007
Quote #:

Time Zone Collected: [ ] AK [ ] PT [ ] MT [ ] CT [X] ET
County / State origin of sample(s): Georgia

Data Deliverables: [ ] Level II [ ] Level III [ ] Level IV [ ] EQUIS [ ] Other
Regulatory Program (DW, RCRA, etc.) as applicable: Reportable [ ] Yes [ ] No
Rush (Pre-approval required): [ ] Same Day [ ] 1 Day [ ] 2 Day [ ] 3 Day Other
Date Results Requested:
DW PWSID # or WW Permit # as applicable:
Field Filtered (if applicable): [ ] Yes [ ] No
Analysis:

Specify Container Size **: 3 | 2 | 3 | 4 | 3 | 1
Identify Container Preservative Type***: 1 | 1 | 1 | 5+6 | 2 | 2
Analysis Requested

** Container Size: (1) 1L, (2) 500mL, (3) 250mL, (4) 125mL, (5) 100mL, (6) 40mL vial, (7) EnCore, (8) TerraCore, (9) 60mL, (10) Other
*** Preservative Types: (1) None, (2) HNO3, (3) H2SO4, (4) HCl, (5) NaOH, (6) Zn Acetate, (7) NaHSO4, (8) Sod. Thiosulfate, (9) Ascorbic Acid, (10) MeOH, (11) Other

Lab Use Only
Proj. Mgr: Bonnie Vang
Accrtum / Client ID:
Table #:
Profile / Template: 16507
Prolog / Bottle Ord. ID: EZ 3057855

* Matrix Codes (insert in Matrix box below): Drinking Water (DW), Ground Water (GW), Wastewater (WW), Product (P), Soil/Solid (SS), Oil (OL), Wipe (WP), Tissue (TS), Bioassay (B), Vapor (V), Surface Water (SW), Sediment (SED), Sludge (SL), Caulk (CK), Leachate (LL), Bioaxial (BS), Other (OT).

Customer Sample ID	Matrix*	Comp / Grab	Composite Start Date	Composite Start Time	Collected or Composite End Date	Collected or Composite End Time	# Cont.	Residual Chlorine Result	Residual Chlorine Units	2320B Alkalinity	2540C Total Dissolved Solids	300.0-F,SO4, Cl	4500S2D Sulfide	App Metals III/IV + Major Ions	RAD 226/228	Sample Comment	Preservation non-conformance identified for sample
BOW-BGWC-39	WG	G			2/8/24	1050	7			X	X	X	X	X	X	047	
BOW-BGWC-40	WG	G					7			X	X	X	X	X	X		
BOW-BGWC-41D	WG	G					7			X	X	X	X	X	X		
BOW-BGWC-42D	WG	G					7			X	X	X	X	X	X		
BOW-BGWC-43D	WG	G					7			X	X	X	X	X	X		
BOW-BGWC-44D	WG	G					7			X	X	X	X	X	X		
BOW-BGWC-49D	WG	G					7			X	X	X	X	X	X		
BOW-BGWC-50D	WG	G					7			X	X	X	X	X	X		
BOW-BGWC-51	WG	G					7			X	X	X	X	X	X		
BOW-BGWC-52	WG	G					7			X	X	X	X	X	X		

Additional Instructions from Pace®: Task Code: BOW-CCR-ASSMT-202451

Collected By: Kevin Stephenson, William Leaker, Jay Siewert
Printed Name
Signature: [signature] Resolute Environmental

Customer Remarks / Special Conditions / Possible Hazards:
Coolers: Thermometer ID: Correction Factor (°C): Gas Temp. (°C): Corrected Temp. (°C): [ ] On Ice

Relinquished by/Company: (Signature)	Date/Time:	Received by/Company: (Signature)	Date/Time:	Tracking Number:
[signature]	2/9/24 1247	Ryan Williams / Pace	2/9/24 1247	
Ryan Williams / Pace	2/9/24 1535	[signature]	2/9 1535	Delivered by: [ ] In-Person [ ] Courier [ ] FedEx [ ] UPS [ ] Other
				Page: 4 of 5

Submitting a sample via this chain of custody constitutes acknowledgment and acceptance of the Pace® Terms and Conditions found at https://www.pacelabs.com/resource-library/resource/pace-terms-and-conditions/

ENV-FRM-CORO-0019_v02_110123 ©

Pace® Location Requested (City/State):

Pace Analytical Customer
9800 Kinsey Ave. Suite 100, Huntersville, NC 28078

CHAIN-OF-CUSTODY Analytical Request Document

Chain-of-Custody is a LEGAL DOCUMENT - Complete all relevant fields

LAB USE ONLY- Affix Workorder/Login Label Here

Scan QR Code for Instructions

Company Name: Georgia Power - Bowen
Street Address: 241 Ralph McGill Blvd NE, Atlanta, GA 30308
Customer Project #:
Project Name: Bowen AP-1
Site Collection Info/Facility ID (as applicable):

Contact/Report To: Kristen Jurinko, Anthony Szwast
Phone #: (470) 217-0008
E-Mail: knjurink@southernco.com
Cc E-Mail: Laura Midkiff, Ben Hodges, Mike Smiley, Noelia Gangi
Invoice to: Account Payable
Invoice E-mail: georgiapowerinvoices@southernco.com
Purchase Order # (if applicable): GPC82474-0007
Quote #:
County / State origin of sample(s): Georgia

Time Zone Collected: [ ] AK [ ] PT [ ] MT [ ] CT [X] ET

Data Deliverables: [ ] Level II [ ] Level III [ ] Level IV [ ] EQUIS [ ] Other

Regulatory Program (DW, RCRA, etc.) as applicable: Reportable [ ] Yes [ ] No

Rush (Pre-approval required): [ ] Same Day [ ] 1 Day [ ] 2 Day [ ] 3 Day Other

Data Results Requested:

DW PWSID # or WW Permit # as applicable:

Field Filtered (if applicable): [ ] Yes [ ] No

Analysis:

Specify Container Size **: 3 | 2 | 3 | 4 | 3 | 1

Identify Container Preservative Type***: 1 | 1 | 2 | 5+6 | 2 | 2

Analysis Requested

** Container Size: (1) 1L, (2) 500mL, (3) 250mL, (4) 125mL, (5) 100mL, (6) 40mL vial, (7) EnCore, (8) TerraCore, (9) 90mL, (10) Other

*** Preservative Types: (1) None, (2) HNO3, (3) H2SO4, (4) HCl, (5) NaOH, (6) Zn Acetate, (7) NaHSO4, (8) Sod. Thiosulfate, (9) Ascorbic Acid, (10) MeOH, (11) Other

Lab Use Only: Proj. Mgr: Bonnie Vang; Accitium / Client ID:; Table #:; Profile / Template: 16507; Prelog / Bottle Ord. ID: EZ 3057855

Preservation non-conformance identified for sample.

* Matrix Codes (insert in Matrix box below): Drinking Water (DW), Ground Water (GW), Wastewater (WW), Product (P), Soil/Solid (SS), Oil (OL), Wipe (WP), Tissue (TS), Bioassay (B), Vapor (V), Surface Water (SW), Sediment (SED), Sludge (SL), Caulk (CK), Leachate (LL), Biosolid (BS), Other (OT)

Customer Sample ID	Matrix*	Comp / Grab	Composite Start Date	Composite Start Time	Collected or Composite End Date	Collected or Composite End Time	# Cont.	Residual Chlorine Result	Residual Chlorine Unity	2320B Alkalinity	2540C Total Dissolved Solids	300.0-F,SO4, Cl	4500S2D Sulfide	App Metals III/IV + Major Ions	RAD 226/228	Sample Comment
BOW-AP1-FD-01	WG	G					7			X	X	X	X	X	X	
BOW-AP1-FD-02	WG	G					7			X	X	X	X	X	X	
BOW-AP1-FD-03	WG	G					7			X	X	X	X	X	X	
BOW-AP1-FD-04	WG	G			2/7/24	—	7			X	X	X	X	X	X	048
BOW-AP1-FB-04	WQ	G			2/7/24	1434	7			X	X	X	X	X	X	049
BOW-AP1-FB-	WQ	G					7			X	X	X	X	X	X	
BOW-AP1-EB-	WQ	G					7			X	X	X	X	X	X	
BOW-AP1-EB-	WQ	G					7			X	X	X	X	X	X	

Additional Instructions from Pace®:
Task Code: BOW-CCR-ASSMT-2024S1

Collected By: Kevin Stephenson, William Leaker, Jay Siewert
Printed Name
Signature
Resolute Environmental

Customer Remarks / Special Conditions / Possible Hazards:

Coolers: Thermometer ID: Correction Factor (°C): Obs. Temp. (°C): Corrected Temp. (°C): [ ] On Ice

Relinquished by/Company: (Signature)	Date/Time:	Received by/Company: (Signature)	Date/Time:
[signature]	2/9/24 1247	Ryan Williams / Pace	2/9/24 1247
Ryan Williams / Pace	2/9/24 1525	[signature]	2/9 1525

Tracking Number:

Delivered by: [ ] In-Person [ ] Courier [ ] FedEX [ ] UPS [ ] Other

Page: 5 of 5

Submitting a sample via this chain of custody constitutes acknowledgment and acceptance of the Pace® Terms and Conditions found at https://www.pacelabs.com/resource-library/resource/pace-terms-and-conditions/

ENV-FRM-CORQ-0019_v02_110123 ©

Pace® Location Requested (City/State):

Pace Analytical Charlotte
9800 Kincey Ave. Suite 100, Huntersville, NC 28078

CHAIN-OF-CUSTODY Analytical Request Document

Chain-of-Custody is a LEGAL DOCUMENT - Complete all relevant fields

LAB USE ONLY- Affix Workorder/Login Label Here

Scan QR Code for instructions

Company Name: Georgia Power - Bowen	Contact/Report To: Kristen Jurinko, Anthony Szwast
Street Address: 241 Ralph McGill Blvd NE, Atlanta, GA 30308	Phone #: (470) 217-0008
	E-Mail: krjurink@southernco.com
Customer Project #:	Cc E-Mail: Laura Midkiff, Ben Hodges, Mike Smilley, Noelia Gangi
Project Name: Bowen AP-1	Invoice to: Account Payable
Site Collection Info/Facility ID (as applicable):	Invoice E-mail: georgiapowerinvoices@southernco.com
	Purchase Order # (if applicable): GPC82474-0007
	Quote #:
Time Zone Collected: [ ] AK [ ] PT [ ] MT [ ] CT [X] ET	County / State origin of sample(s): Georgia

Data Deliverables: [ ] Level II [ ] Level III [ ] Level IV [ ] EQUIS [ ] Other

Regulatory Programs (DW, RCRA, etc.) as applicable: Reportable [ ] Yes [ ] No

Rush (Pre-approval required): [ ] Same Day [ ] 1 Day [ ] 2 Day [ ] 3 Day Other

Date Results Requested:

DW PWSID # or WW Permit # as applicable:

Field Filtered (if applicable): [ ] Yes [ ] No

Analysis:

* Matrix Codes (Insert in Matrix box below): Drinking Water (DW), Ground Water (GW), Wastewater (WW), Product (P), Soil/Solid (SS), Oil (OL), Wipe (WP), Tissue (TS), Bioassay (B), Vapor (V), Surface Water (SW), Sediment (SED), Sludge (SL), Caulk (CK), Leachate (LE), Biosolid (BS), Other (OT)

Customer Sample ID	Matrix *	Comp / Grab	Composite Start Date	Composite Start Time	Collected or Composite End Date	Collected or Composite End Time	# Cont.	Residual Chlorine Result	Residual Chlorine Units	2320B Alkalinity	2540C Total Dissolved Solids	300.0-F, SO4, Cl	4500S2D Sulfide	App Metals III/IV + Major Ions	RAD 226/228	Sample Comment
BOW-AP1-FD-01	WG	G					7			X	X	X	X	X	X	
BOW-AP1-FD-02	WG	G					7			X	X	X	X	X	X	
BOW-AP1-FD-03	WG	G					7			X	X	X	X	X	X	
BOW-AP1-FD-04	WG	G					7			X	X	X	X	X	X	
BOW-AP1-FB-	WQ	G					7			X	X	X	X	X	X	
BOW-AP1-FB-	WQ	G					7			X	X	X	X	X	X	
BOW-AP1-EB-02	WQ	G			2/8/24	1455	7			X	X	X	X	X	X	
BOW-AP1-EB-	WQ	G					7			X	X	X	X	X	X	0520

Specify Container Size **: 3 2 3 4 3 1

Identify Container Preservative Type***: 3 1 1 5+6 2 2

**Container Size: (1) 1L, (2) 500mL, (3) 250mL, (4) 125mL, (5) 100mL, (6) 40mL vial, (7) EnCore, (8) TerraCore, (9) 95mL, (10) Other

*** Preservative Types: (1) None, (2) HNO3, (3) H2SO4, (4) HCl, (5) NaOH, (6) Zn Acetate, (7) NaHSO4, (8) Sod. Thiosulfate, (9) Ascorbic Acid, (10) MeOH, (11) Other

Lab Use Only: Proj. Mgr: Bonnie Vang; Acct#/Nam / Client ID:; Table #:; Profile / Template: 16507; Prelog / Bottle Ord. ID: EZ 3057855

Preservation non-conformance identified for sample.

Additional Instructions from Pace®:
Task Code: BOW-CCR-ASSMT-2024S1

Collected By: Printed Name: Kevin Stephenson, William Leaker, Jay Stewart
Signature: Roadside Environmental

Customer Remarks / Special Conditions / Possible Hazards:

Coolers: Thermometer ID: Correction Factor (°C): Obs. Temp. (°C): Corrected Temp. (°C): [ ] On Ice

Relinquished by/Company: (Signature)	Date/Time:	Received by/Company: (Signature)	Date/Time:	Tracking Number:
Relinquished by/Company: (Signature) Lynn Williams / Pace	Date/Time: 2/9/24 1635	Received by/Company: (Signature)	Date/Time: 2/9/24 1635	Delivered by: [ ] In-Person [ ] Courier [ ] FedEx [ ] UPS [ ] Other
Relinquished by/Company: (Signature)	Date/Time:	Received by/Company: (Signature)	Date/Time:	
Relinquished by/Company: (Signature)	Date/Time:	Received by/Company: (Signature)	Date/Time:	Page: 5 of 5

Submitting a sample via this chain of custody constitutes acknowledgment and acceptance of the Pace® Terms and Conditions found at https://www.pacelabs.com/resource-library/resource/pace-terms-and-conditions/

Quality Control Sample Performance Assessment

Pace Analytical
www.pacelabs.com

Test:	Ra-228
Analyst:	VAL
Date:	2/7/2024
Worklist:	77504
Matrix:	WT

Analyst Must Manually Enter All Fields Highlighted in Yellow.

Method Blank Assessment	
MB Sample ID	3149922
MB concentration:	0.178
M/B 2 Sigma CSU:	0.315
MB MDC:	0.689
MB Numerical Performance Indicator:	1.11
MB Status vs Numerical Indicator:	Pass
MB Status vs. MDC:	Pass

Laboratory Control Sample Assessment	LCSD (Y or N)?	Y
	LCS77504	LCSD77504
Count Date:	2/14/2024	2/14/2024
Spike I.D.:	23-043	23-043
Decay Corrected Spike Concentration (pCi/mL):	37.865	37.865
Volume Used (mL):	0.10	0.10
Aliquot Volume (L, g, F):	0.817	0.818
Target Conc. (pCi/L, g, F):	4.632	4.630
Uncertainty (Calculated):	0.227	0.227
Result (pCi/L, g, F):	3.521	3.009
LCS/LCSD 2 Sigma CSU (pCi/L, g, F):	0.861	0.788
Numerical Performance Indicator:	-2.45	-3.87
Percent Recovery:	76.00%	64.99%
Status vs Numerical Indicator:	N/A	N/A
Status vs Recovery:	Pass	Pass
Upper % Recovery Limits:	135%	135%
Lower % Recovery Limits:	60%	60%

Duplicate Sample Assessment		
Sample I.D.:	LCS77504	Enter Duplicate sample IDs if other than LCS/LCSD in the space below.
Duplicate Sample I.D.	LCSD77504	
Sample Result (pCi/L, g, F):	3.521	
Sample Result 2 Sigma CSU (pCi/L, g, F):	0.861	
Sample Duplicate Result (pCi/L, g, F):	3.009	
Sample Duplicate Result 2 Sigma CSU (pCi/L, g, F):	0.788	
Are sample and/or duplicate results below RL?	NO	
Duplicate Numerical Performance Indicator:	0.860	
(Based on the LCS/LCSD Percent Recoveries) Duplicate RPD:	15.62%	
Duplicate Status vs Numerical Indicator:	Pass	
Duplicate Status vs RPD:	Pass	
% RPD Limit:	36%	

Sample Matrix Spike Control Assessment	MS/MSD 1	MS/MSD 2
Sample Collection Date:		
Sample I.D.		
Sample MS I.D.		
Sample MSD I.D.		
Spike I.D.:		
MS/MSD Decay Corrected Spike Concentration (pCi/mL):		
Spike Volume Used in MS (mL):		
Spike Volume Used in MSD (mL):		
MS Aliquot (L, g, F):		
MS Target Conc.(pCi/L, g, F):		
MSD Aliquot (L, g, F):		
MSD Target Conc. (pCi/L, g, F):		
MS Spike Uncertainty (calculated):		
MSD Spike Uncertainty (calculated):		
Sample Result:		
Sample Result 2 Sigma CSU (pCi/L, g, F):		
Sample Matrix Spike Result:		
Matrix Spike Result 2 Sigma CSU (pCi/L, g, F):		
Sample Matrix Spike Duplicate Result:		
Matrix Spike Duplicate Result 2 Sigma CSU (pCi/L, g, F):		
MS Numerical Performance Indicator:		
MSD Numerical Performance Indicator:		
MS Percent Recovery:		
MSD Percent Recovery:		
MS Status vs Numerical Indicator:		
MSD Status vs Numerical Indicator:		
MS Status vs Recovery:		
MSD Status vs Recovery:		
MS/MSD Upper % Recovery Limits:		
MS/MSD Lower % Recovery Limits:		

Matrix Spike/Matrix Spike Duplicate Sample Assessment		
Sample I.D.		
Sample MS I.D.		
Sample MSD I.D.		
Sample Matrix Spike Result:		
Matrix Spike Result 2 Sigma CSU (pCi/L, g, F):		
Sample Matrix Spike Duplicate Result:		
Matrix Spike Duplicate Result 2 Sigma CSU (pCi/L, g, F):		
Duplicate Numerical Performance Indicator:		
(Based on the Percent Recoveries) MS/ MSD Duplicate RPD:		
MS/ MSD Duplicate Status vs Numerical Indicator:		
MS/ MSD Duplicate Status vs RPD:		
% RPD Limit:		

Evaluation of duplicate precision is not applicable if either the sample or duplicate results are below the MDC.

Comments:

VAL
2/15/24

VAM 2/15/24

Quality Control Sample Performance Assessment

Pace Analytical™ www.pacelabs.com

Test:	Ra-228
Analyst:	JJS1
Date:	2/13/2024
Worklist:	77525
Matrix:	WT

Analyst Must Manually Enter All Fields Highlighted in Yellow.

Method Blank Assessment	
MB Sample ID	3152356
MB concentration:	0.898
M/B 2 Sigma CSU:	0.401
MB MDC:	0.652
MB Numerical Performance Indicator:	4.38
MB Status vs Numerical Indicator:	Fail*
MB Status vs. MDC:	See Comment*

Laboratory Control Sample Assessment	LCSD (Y or N)?	Y
	LCS77525	LCSD77525
Count Date:	2/20/2024	2/20/2024
Spike I.D.:	23-043	23-043
Decay Corrected Spike Concentration (pCi/mL):	37.792	37.792
Volume Used (mL):	0.10	0.10
Aliquot Volume (L, g, F):	0.818	0.818
Target Conc. (pCi/L, g, F):	4.618	4.620
Uncertainty (Calculated):	0.226	0.226
Result (pCi/L, g, F):	4.323	4.607
LCS/LCSD 2 Sigma CSU (pCi/L, g, F):	1.027	1.023
Numerical Performance Indicator:	-0.55	-0.03
Percent Recovery:	93.63%	99.71%
Status vs Numerical Indicator:	N/A	N/A
Status vs Recovery:	Pass	Pass
Upper % Recovery Limits:	135%	135%
Lower % Recovery Limits:	60%	60%

Sample Matrix Spike Control Assessment	MS/MSD 1	MS/MSD 2
Sample Collection Date:		
Sample I.D.		
Sample MS I.D.		
Sample MSD I.D.		
Spike I.D.:		
MS/MSD Decay Corrected Spike Concentration (pCi/mL):		
Spike Volume Used in MS (mL):		
Spike Volume Used in MSD (mL):		
MS Aliquot (L, g, F):		
MS Target Conc.(pCi/L, g, F):		
MSD Aliquot (L, g, F):		
MSD Target Conc. (pCi/L, g, F):		
MS Spike Uncertainty (calculated):		
MSD Spike Uncertainty (calculated):		
Sample Result:		
Sample Result 2 Sigma CSU (pCi/L, g, F):		
Sample Matrix Spike Result:		
Matrix Spike Result 2 Sigma CSU (pCi/L, g, F):		
Sample Matrix Spike Duplicate Result:		
Matrix Spike Duplicate Result 2 Sigma CSU (pCi/L, g, F):		
MS Numerical Performance Indicator:		
MSD Numerical Performance Indicator:		
MS Percent Recovery:		
MSD Percent Recovery:		
MS Status vs Numerical Indicator:		
MSD Status vs Numerical Indicator:		
MS Status vs Recovery:		
MSD Status vs Recovery:		
MS/MSD Upper % Recovery Limits:		
MS/MSD Lower % Recovery Limits:		

Duplicate Sample Assessment		
Sample I.D.:	LCS77525	Enter Duplicate sample IDs if other than LCS/LCSD in the space below.
Duplicate Sample I.D.	LCSD77525	
Sample Result (pCi/L, g, F):	4.323	
Sample Result 2 Sigma CSU (pCi/L, g, F):	1.027	
Sample Duplicate Result (pCi/L, g, F):	4.607	
Sample Duplicate Result 2 Sigma CSU (pCi/L, g, F):	1.023	
Are sample and/or duplicate results below RL?	NO	
Duplicate Numerical Performance Indicator:	-0.383	
(Based on the LCS/LCSD Percent Recoveries) Duplicate RPD:	6.29%	
Duplicate Status vs Numerical Indicator:	Pass	
Duplicate Status vs RPD:	Pass	
% RPD Limit:	36%	

Matrix Spike/Matrix Spike Duplicate Sample Assessment		
Sample I.D.		
Sample MS I.D.		
Sample MSD I.D.		
Sample Matrix Spike Result:		
Matrix Spike Result 2 Sigma CSU (pCi/L, g, F):		
Sample Matrix Spike Duplicate Result:		
Matrix Spike Duplicate Result 2 Sigma CSU (pCi/L, g, F):		
Duplicate Numerical Performance Indicator:		
(Based on the Percent Recoveries) MS/ MSD Duplicate RPD:		
MS/ MSD Duplicate Status vs Numerical Indicator:		
MS/ MSD Duplicate Status vs RPD:		
% RPD Limit:		

Evaluation of duplicate precision is not applicable if either the sample or duplicate results are below the MDC.

Comments:
*The method blank result is below the reporting limit for this analysis and is acceptable.

2/21/24

LAM 2/21/24

Quality Control Sample Performance Assessment

Pace Analytical
www.pacelabs.com

Test:	Ra-228
Analyst:	VAL
Date:	2/13/2024
Worklist:	77526
Matrix:	WT

Analyst Must Manually Enter All Fields Highlighted in Yellow.

Method Blank Assessment	
MB Sample ID	3152359
MB concentration:	0.305
M/B 2 Sigma CSU:	0.286
MB MDC:	0.582
MB Numerical Performance Indicator:	2.09
MB Status vs Numerical Indicator:	Warning
MB Status vs. MDC:	Pass

Laboratory Control Sample Assessment	LCSD (Y or N)?	Y
	LCS77526	LCSD77526
Count Date:	2/20/2024	2/20/2024
Spike I.D.:	23-043	23-043
Decay Corrected Spike Concentration (pCi/mL):	37.792	37.792
Volume Used (mL):	0.10	0.10
Aliquot Volume (L, g, F):	0.817	0.815
Target Conc. (pCi/L, g, F):	4.624	4.636
Uncertainty (Calculated):	0.227	0.227
Result (pCi/L, g, F):	3.006	3.044
LCS/LCSD 2 Sigma CSU (pCi/L, g, F):	0.775	0.715
Numerical Performance Indicator:	-3.93	-4.16
Percent Recovery:	65.02%	65.67%
Status vs Numerical Indicator:	N/A	N/A
Status vs Recovery:	Pass	Pass
Upper % Recovery Limits:	135%	135%
Lower % Recovery Limits:	60%	60%

Sample Matrix Spike Control Assessment	MS/MSD 1	MS/MSD 2
Sample Collection Date:		
Sample I.D.		
Sample MS I.D.		
Sample MSD I.D.		
Spike I.D.:		
MS/MSD Decay Corrected Spike Concentration (pCi/mL):		
Spike Volume Used in MS (mL):		
Spike Volume Used in MSD (mL):		
MS Aliquot (L, g, F):		
MS Target Conc.(pCi/L, g, F):		
MSD Aliquot (L, g, F):		
MSD Target Conc. (pCi/L, g, F):		
MS Spike Uncertainty (calculated):		
MSD Spike Uncertainty (calculated):		
Sample Result:		
Sample Result 2 Sigma CSU (pCi/L, g, F):		
Sample Matrix Spike Result:		
Matrix Spike Result 2 Sigma CSU (pCi/L, g, F):		
Sample Matrix Spike Duplicate Result:		
Matrix Spike Duplicate Result 2 Sigma CSU (pCi/L, g, F):		
MS Numerical Performance Indicator:		
MSD Numerical Performance Indicator:		
MS Percent Recovery:		
MSD Percent Recovery:		
MS Status vs Numerical Indicator:		
MSD Status vs Numerical Indicator:		
MS Status vs Recovery:		
MSD Status vs Recovery:		
MS/MSD Upper % Recovery Limits:		
MS/MSD Lower % Recovery Limits:		

Duplicate Sample Assessment		
Sample I.D.:	LCS77526	Enter Duplicate sample IDs if other than LCS/LCSD in the space below.
Duplicate Sample I.D.	LCSD77526	
Sample Result (pCi/L, g, F):	3.006	
Sample Result 2 Sigma CSU (pCi/L, g, F):	0.775	
Sample Duplicate Result (pCi/L, g, F):	3.044	
Sample Duplicate Result 2 Sigma CSU (pCi/L, g, F):	0.715	
Are sample and/or duplicate results below RL?	NO	
Duplicate Numerical Performance Indicator:	-0.071	
(Based on the LCS/LCSD Percent Recoveries) Duplicate RPD:	0.99%	
Duplicate Status vs Numerical Indicator:	Pass	
Duplicate Status vs RPD:	Pass	
% RPD Limit:	36%	

Matrix Spike/Matrix Spike Duplicate Sample Assessment		
Sample I.D.		
Sample MS I.D.		
Sample MSD I.D.		
Sample Matrix Spike Result:		
Matrix Spike Result 2 Sigma CSU (pCi/L, g, F):		
Sample Matrix Spike Duplicate Result:		
Matrix Spike Duplicate Result 2 Sigma CSU (pCi/L, g, F):		
Duplicate Numerical Performance Indicator:		
(Based on the Percent Recoveries) MS/ MSD Duplicate RPD:		
MS/ MSD Duplicate Status vs Numerical Indicator:		
MS/ MSD Duplicate Status vs RPD:		
% RPD Limit:		

Evaluation of duplicate precision is not applicable if either the sample or duplicate results are below the MDC.

Comments:

VAL
2/21/24

2/21/24

Quality Control Sample Performance Assessment

Pace Analytical
www.pacelabs.com

Test:	Ra-228
Analyst:	VAL
Date:	2/15/2024
Worklist:	77574
Matrix:	WT

Analyst Must Manually Enter All Fields Highlighted in Yellow.

Method Blank Assessment	
MB Sample ID	3156333
MB concentration:	0.591
M/B 2 Sigma CSU:	0.314
MB MDC:	0.546
MB Numerical Performance Indicator:	3.68
MB Status vs Numerical Indicator:	Fail*
MB Status vs. MDC:	See Comment*

OK

Laboratory Control Sample Assessment	LCSD (Y or N)?	Y
	LCS77574	LCSD77574
Count Date:	2/22/2024	2/22/2024
Spike I.D.:	23-043	23-043
Decay Corrected Spike Concentration (pCi/mL):	37.767	37.767
Volume Used (mL):	0.10	0.10
Aliquot Volume (L, g, F):	0.817	0.815
Target Conc. (pCi/L, g, F):	4.625	4.633
Uncertainty (Calculated):	0.227	0.227
Result (pCi/L, g, F):	4.048	3.902
LCS/LCSD 2 Sigma CSU (pCi/L, g, F):	0.942	0.852
Numerical Performance Indicator:	-1.17	-1.63
Percent Recovery:	87.53%	84.21%
Status vs Numerical Indicator:	N/A	N/A
Status vs Recovery:	Pass	Pass
Upper % Recovery Limits:	135%	135%
Lower % Recovery Limits:	60%	60%

Sample Matrix Spike Control Assessment	MS/MSD 1	MS/MSD 2
Sample Collection Date:		
Sample I.D.		
Sample MS I.D.		
Sample MSD I.D.		
Spike I.D.:		
MS/MSD Decay Corrected Spike Concentration (pCi/mL):		
Spike Volume Used in MS (mL):		
Spike Volume Used in MSD (mL):		
MS Aliquot (L, g, F):		
MS Target Conc.(pCi/L, g, F):		
MSD Aliquot (L, g, F):		
MSD Target Conc. (pCi/L, g, F):		
MS Spike Uncertainty (calculated):		
MSD Spike Uncertainty (calculated):		
Sample Result:		
Sample Result 2 Sigma CSU (pCi/L, g, F):		
Sample Matrix Spike Result:		
Matrix Spike Result 2 Sigma CSU (pCi/L, g, F):		
Sample Matrix Spike Duplicate Result:		
Matrix Spike Duplicate Result 2 Sigma CSU (pCi/L, g, F):		
MS Numerical Performance Indicator:		
MSD Numerical Performance Indicator:		
MS Percent Recovery:		
MSD Percent Recovery:		
MS Status vs Numerical Indicator:		
MSD Status vs Numerical Indicator:		
MS Status vs Recovery:		
MSD Status vs Recovery:		
MS/MSD Upper % Recovery Limits:		
MS/MSD Lower % Recovery Limits:		

Duplicate Sample Assessment		
Sample I.D.:	LCS77574	Enter Duplicate sample IDs if other than LCS/LCSD in the space below.
Duplicate Sample I.D.	LCSD77574	
Sample Result (pCi/L, g, F):	4.048	
Sample Result 2 Sigma CSU (pCi/L, g, F):	0.942	
Sample Duplicate Result (pCi/L, g, F):	3.902	
Sample Duplicate Result 2 Sigma CSU (pCi/L, g, F):	0.852	
Are sample and/or duplicate results below RL?	NO	
Duplicate Numerical Performance Indicator:	0.226	
(Based on the LCS/LCSD Percent Recoveries) Duplicate RPD:	3.87%	
Duplicate Status vs Numerical Indicator:	Pass	
Duplicate Status vs RPD:	Pass	
% RPD Limit:	36%	

Matrix Spike/Matrix Spike Duplicate Sample Assessment		
Sample I.D.		
Sample MS I.D.		
Sample MSD I.D.		
Sample Matrix Spike Result:		
Matrix Spike Result 2 Sigma CSU (pCi/L, g, F):		
Sample Matrix Spike Duplicate Result:		
Matrix Spike Duplicate Result 2 Sigma CSU (pCi/L, g, F):		
Duplicate Numerical Performance Indicator:		
(Based on the Percent Recoveries) MS/ MSD Duplicate RPD:		
MS/ MSD Duplicate Status vs Numerical Indicator:		
MS/ MSD Duplicate Status vs RPD:		
% RPD Limit:		

Evaluation of duplicate precision is not applicable if either the sample or duplicate results are below the MDC.

Comments:
*The method blank result is below the reporting limit for this analysis and is acceptable.

VAM 2/23/24

VAL
2/23/24

Quality Control Sample Performance Assessment

Pace Analytical™ www.pacelabs.com

Test: Ra-228
Analyst: JJS1
Date: 2/19/2024
Worklist: 77657
Matrix: WT

Analyst Must Manually Enter All Fields Highlighted in Yellow.

Method Blank Assessment	
MB Sample ID	3161393
MB concentration:	0.220
M/B 2 Sigma CSU:	0.276
MB MDC:	0.582
MB Numerical Performance Indicator:	1.56
MB Status vs Numerical Indicator:	Pass
MB Status vs. MDC:	Pass

Laboratory Control Sample Assessment	LCSD (Y or N)?	Y
	LCS77657	LCSD77657
Count Date:	2/23/2024	2/23/2024
Spike I.D.:	23-043	23-043
Decay Corrected Spike Concentration (pCi/mL):	37.754	37.754
Volume Used (mL):	0.10	0.10
Aliquot Volume (L, g, F):	0.817	0.820
Target Conc. (pCi/L, g, F):	4.621	4.602
Uncertainty (Calculated):	0.226	0.226
Result (pCi/L, g, F):	3.825	4.210
LCS/LCSD 2 Sigma CSU (pCi/L, g, F):	0.907	0.978
Numerical Performance Indicator:	-1.67	-0.77
Percent Recovery:	82.77%	91.48%
Status vs Numerical Indicator:	N/A	N/A
Status vs Recovery:	Pass	Pass
Upper % Recovery Limits:	135%	135%
Lower % Recovery Limits:	60%	60%

Sample Matrix Spike Control Assessment	MS/MSD 1	MS/MSD 2
Sample Collection Date:		
Sample I.D.		
Sample MS I.D.		
Sample MSD I.D.		
Spike I.D.:		
MS/MSD Decay Corrected Spike Concentration (pCi/mL):		
Spike Volume Used in MS (mL):		
Spike Volume Used in MSD (mL):		
MS Aliquot (L, g, F):		
MS Target Conc.(pCi/L, g, F):		
MSD Aliquot (L, g, F):		
MSD Target Conc. (pCi/L, g, F):		
MS Spike Uncertainty (calculated):		
MSD Spike Uncertainty (calculated):		
Sample Result:		
Sample Result 2 Sigma CSU (pCi/L, g, F):		
Sample Matrix Spike Result:		
Matrix Spike Result 2 Sigma CSU (pCi/L, g, F):		
Sample Matrix Spike Duplicate Result:		
Matrix Spike Duplicate Result 2 Sigma CSU (pCi/L, g, F):		
MS Numerical Performance Indicator:		
MSD Numerical Performance Indicator:		
MS Percent Recovery:		
MSD Percent Recovery:		
MS Status vs Numerical Indicator:		
MSD Status vs Numerical Indicator:		
MS Status vs Recovery:		
MSD Status vs Recovery:		
MS/MSD Upper % Recovery Limits:		
MS/MSD Lower % Recovery Limits:		

Duplicate Sample Assessment		
Sample I.D.:	LCS77657	Enter Duplicate sample IDs if other than LCS/LCSD in the space below.
Duplicate Sample I.D.	LCSD77657	
Sample Result (pCi/L, g, F):	3.825	
Sample Result 2 Sigma CSU (pCi/L, g, F):	0.907	
Sample Duplicate Result (pCi/L, g, F):	4.210	
Sample Duplicate Result 2 Sigma CSU (pCi/L, g, F):	0.978	
Are sample and/or duplicate results below RL?	NO	
Duplicate Numerical Performance Indicator:	-0.566	
(Based on the LCS/LCSD Percent Recoveries) Duplicate RPD:	9.99%	
Duplicate Status vs Numerical Indicator:	Pass	
Duplicate Status vs RPD:	Pass	
% RPD Limit:	36%	

Matrix Spike/Matrix Spike Duplicate Sample Assessment		
Sample I.D.		
Sample MS I.D.		
Sample MSD I.D.		
Sample Matrix Spike Result:		
Matrix Spike Result 2 Sigma CSU (pCi/L, g, F):		
Sample Matrix Spike Duplicate Result:		
Matrix Spike Duplicate Result 2 Sigma CSU (pCi/L, g, F):		
Duplicate Numerical Performance Indicator:		
(Based on the Percent Recoveries) MS/ MSD Duplicate RPD:		
MS/ MSD Duplicate Status vs Numerical Indicator:		
MS/ MSD Duplicate Status vs RPD:		
% RPD Limit:		

Evaluation of duplicate precision is not applicable if either the sample or duplicate results are below the MDC.

Comments:

2/26/24

ET 2-26-24

Quality Control Sample Performance Assessment

Pace Analytical
www.pacelabs.com

Analyst Must Manually Enter All Fields Highlighted in Yellow.

Test:	Ra-228
Analyst:	ZPC
Date:	2/22/2024
Worklist:	77689
Matrix:	WT

Method Blank Assessment	
MB Sample ID	3163857
MB concentration:	-0.056
M/B 2 Sigma CSU:	0.253
MB MDC:	0.622
MB Numerical Performance Indicator:	-0.43
MB Status vs Numerical Indicator:	Pass
MB Status vs. MDC:	Pass

Laboratory Control Sample Assessment	LCSD (Y or N)?	Y
	LCS77689	LCSD77689
Count Date:	3/4/2024	2/29/2024
Spike I.D.:	23-043	23-043
Decay Corrected Spike Concentration (pCi/mL):	37.629	37.679
Volume Used (mL):	0.10	0.10
Aliquot Volume (L, g, F):	0.816	0.816
Target Conc. (pCi/L, g, F):	4.611	4.615
Uncertainty (Calculated):	0.226	0.226
Result (pCi/L, g, F):	3.941	3.748
LCS/LCSD 2 Sigma CSU (pCi/L, g, F):	0.952	0.891
Numerical Performance Indicator:	-1.34	-1.85
Percent Recovery:	85.45%	81.22%
Status vs Numerical Indicator:	N/A	N/A
Status vs Recovery:	Pass	Pass
Upper % Recovery Limits:	135%	135%
Lower % Recovery Limits:	60%	60%

Sample Matrix Spike Control Assessment	MS/MSD 1	MS/MSD 2
Sample Collection Date:		
Sample I.D.		
Sample MS I.D.		
Sample MSD I.D.		
Spike I.D.:		
MS/MSD Decay Corrected Spike Concentration (pCi/mL):		
Spike Volume Used in MS (mL):		
Spike Volume Used in MSD (mL):		
MS Aliquot (L, g, F):		
MS Target Conc.(pCi/L, g, F):		
MSD Aliquot (L, g, F):		
MSD Target Conc. (pCi/L, g, F):		
MS Spike Uncertainty (calculated):		
MSD Spike Uncertainty (calculated):		
Sample Result:		
Sample Result 2 Sigma CSU (pCi/L, g, F):		
Sample Matrix Spike Result:		
Matrix Spike Result 2 Sigma CSU (pCi/L, g, F):		
Sample Matrix Spike Duplicate Result:		
Matrix Spike Duplicate Result 2 Sigma CSU (pCi/L, g, F):		
MS Numerical Performance Indicator:		
MSD Numerical Performance Indicator:		
MS Percent Recovery:		
MSD Percent Recovery:		
MS Status vs Numerical Indicator:		
MSD Status vs Numerical Indicator:		
MS Status vs Recovery:		
MSD Status vs Recovery:		
MS/MSD Upper % Recovery Limits:		
MS/MSD Lower % Recovery Limits:		

Duplicate Sample Assessment		
Sample I.D.:	LCS77689	Enter Duplicate sample IDs if other than LCS/LCSD in the space below.
Duplicate Sample I.D.	LCSD77689	
Sample Result (pCi/L, g, F):	3.941	
Sample Result 2 Sigma CSU (pCi/L, g, F):	0.952	
Sample Duplicate Result (pCi/L, g, F):	3.748	
Sample Duplicate Result 2 Sigma CSU (pCi/L, g, F):	0.891	
Are sample and/or duplicate results below RL?	NO	
Duplicate Numerical Performance Indicator:	0.289	
(Based on the LCS/LCSD Percent Recoveries) Duplicate RPD:	5.08%	
Duplicate Status vs Numerical Indicator:	Pass	
Duplicate Status vs RPD:	Pass	
% RPD Limit:	36%	

Matrix Spike/Matrix Spike Duplicate Sample Assessment		
Sample I.D.		
Sample MS I.D.		
Sample MSD I.D.		
Sample Matrix Spike Result:		
Matrix Spike Result 2 Sigma CSU (pCi/L, g, F):		
Sample Matrix Spike Duplicate Result:		
Matrix Spike Duplicate Result 2 Sigma CSU (pCi/L, g, F):		
Duplicate Numerical Performance Indicator:		
(Based on the Percent Recoveries) MS/ MSD Duplicate RPD:		
MS/ MSD Duplicate Status vs Numerical Indicator:		
MS/ MSD Duplicate Status vs RPD:		
% RPD Limit:		

Evaluation of duplicate precision is not applicable if either the sample or duplicate results are below the MDC.

Comments:

VAL
3/5/24

VAM 3/5/24

Quality Control Sample Performance Assessment

Pace Analytical™ www.pacelabs.com

Test:	Ra-226
Analyst:	SLC
Date:	2/7/2024
Worklist:	77481
Matrix:	WT

Analyst Must Manually Enter All Fields Highlighted in Yellow.

Method Blank Assessment	
MB Sample ID	3149577
MB concentration:	0.066
M/B 2 Sigma CSU:	0.094
MB MDC:	0.204
MB Numerical Performance Indicator:	1.37
MB Status vs Numerical Indicator:	Pass
MB Status vs. MDC:	N/A

Laboratory Control Sample Assessment	LCSD (Y or N)?	Y
	LCS77481	LCSD77481
Count Date:	2/15/2024	2/15/2024
Spike I.D.:	23-014	23-014
Decay Corrected Spike Concentration (pCi/mL):	25.026	25.026
Volume Used (mL):	0.10	0.10
Aliquot Volume (L, g, F):	0.501	0.503
Target Conc. (pCi/L, g, F):	4.991	4.972
Uncertainty (Calculated):	0.235	0.234
Result (pCi/L, g, F):	4.221	4.279
LCS/LCSD 2 Sigma CSU (pCi/L, g, F):	0.768	0.767
Numerical Performance Indicator:	-1.88	-1.69
Percent Recovery:	84.58%	86.07%
Status vs Numerical Indicator:	Pass	Pass
Status vs Recovery:	N/A	N/A
Upper % Recovery Limits:	125%	125%
Lower % Recovery Limits:	75%	75%

Sample Matrix Spike Control Assessment	MS/MSD 1	MS/MSD 2
Sample Collection Date:		
Sample I.D.		
Sample MS I.D.		
Sample MSD I.D.		
Spike I.D.:		
MS/MSD Decay Corrected Spike Concentration (pCi/mL):		
Spike Volume Used in MS (mL):		
Spike Volume Used in MSD (mL):		
MS Aliquot (L, g, F):		
MS Target Conc.(pCi/L, g, F):		
MSD Aliquot (L, g, F):		
MSD Target Conc. (pCi/L, g, F):		
MS Spike Uncertainty (calculated):		
MSD Spike Uncertainty (calculated):		
Sample Result:		
Sample Result 2 Sigma CSU (pCi/L, g, F):		
Sample Matrix Spike Result:		
Matrix Spike Result 2 Sigma CSU (pCi/L, g, F):		
Sample Matrix Spike Duplicate Result:		
Matrix Spike Duplicate Result 2 Sigma CSU (pCi/L, g, F):		
MS Numerical Performance Indicator:		
MSD Numerical Performance Indicator:		
MS Percent Recovery:		
MSD Percent Recovery:		
MS Status vs Numerical Indicator:		
MSD Status vs Numerical Indicator:		
MS Status vs Recovery:		
MSD Status vs Recovery:		
MS/MSD Upper % Recovery Limits:		
MS/MSD Lower % Recovery Limits:		

Duplicate Sample Assessment		
Sample I.D.:	LCS77481	92710985001
Duplicate Sample I.D.	LCSD77481	92710985001DUP
Sample Result (pCi/L, g, F):	4.221	1.674
Sample Result 2 Sigma CSU (pCi/L, g, F):	0.768	0.406
Sample Duplicate Result (pCi/L, g, F):	4.279	0.978
Sample Duplicate Result 2 Sigma CSU (pCi/L, g, F):	0.767	0.287
Are sample and/or duplicate results below RL?	NO	See Below ##
Duplicate Numerical Performance Indicator:	-0.106	2.743
(Based on the LCS/LCSD Percent Recoveries) Duplicate RPD:	1.75%	52.50%
Duplicate Status vs Numerical Indicator:	Pass	Warning
Duplicate Status vs RPD:	N/A	N/A
% RPD Limit:	25%	25%

Matrix Spike/Matrix Spike Duplicate Sample Assessment		
Sample I.D.		
Sample MS I.D.		
Sample MSD I.D.		
Sample Matrix Spike Result:		
Matrix Spike Result 2 Sigma CSU (pCi/L, g, F):		
Sample Matrix Spike Duplicate Result:		
Matrix Spike Duplicate Result 2 Sigma CSU (pCi/L, g, F):		
Duplicate Numerical Performance Indicator:		
(Based on the Percent Recoveries) MS/ MSD Duplicate RPD:		
MS/ MSD Duplicate Status vs Numerical Indicator:		
MS/ MSD Duplicate Status vs RPD:		
% RPD Limit:		

Evaluation of duplicate precision is not applicable if either the sample or duplicate results are below the MDC.

Comments:

CT 2-16-24

VAM 2/15/24

Quality Control Sample Performance Assessment

Pace Analytical
www.pacelabs.com

Test:	Ra-226
Analyst:	SLC
Date:	2/14/2024
Worklist:	77520
Matrix:	WT

Analyst Must Manually Enter All Fields Highlighted in Yellow.

Method Blank Assessment	
MB Sample ID	3151499
MB concentration:	-0.003
M/B 2 Sigma CSU:	0.138
MB MDC:	0.384
MB Numerical Performance Indicator:	-0.04
MB Status vs Numerical Indicator:	Pass
MB Status vs. MDC:	N/A

Laboratory Control Sample Assessment	LCSD (Y or N)?	Y
	LCS77520	LCSD77520
Count Date:	2/16/2024	2/16/2024
Spike I.D.:	23-014	23-014
Decay Corrected Spike Concentration (pCi/mL):	25.026	25.026
Volume Used (mL):	0.10	0.10
Aliquot Volume (L, g, F):	0.508	0.509
Target Conc. (pCi/L, g, F):	4.923	4.921
Uncertainty (Calculated):	0.231	0.231
Result (pCi/L, g, F):	4.510	4.847
LCS/LCSD 2 Sigma CSU (pCi/L, g, F):	0.937	0.980
Numerical Performance Indicator:	-0.84	-0.14
Percent Recovery:	91.61%	98.50%
Status vs Numerical Indicator:	Pass	Pass
Status vs Recovery:	N/A	N/A
Upper % Recovery Limits:	125%	125%
Lower % Recovery Limits:	75%	75%

Sample Matrix Spike Control Assessment	MS/MSD 1	MS/MSD 2
Sample Collection Date:		
Sample I.D.		
Sample MS I.D.		
Sample MSD I.D.		
Spike I.D.:		
MS/MSD Decay Corrected Spike Concentration (pCi/mL):		
Spike Volume Used in MS (mL):		
Spike Volume Used in MSD (mL):		
MS Aliquot (L, g, F):		
MS Target Conc.(pCi/L, g, F):		
MSD Aliquot (L, g, F):		
MSD Target Conc. (pCi/L, g, F):		
MS Spike Uncertainty (calculated):		
MSD Spike Uncertainty (calculated):		
Sample Result:		
Sample Result 2 Sigma CSU (pCi/L, g, F):		
Sample Matrix Spike Result:		
Matrix Spike Result 2 Sigma CSU (pCi/L, g, F):		
Sample Matrix Spike Duplicate Result:		
Matrix Spike Duplicate Result 2 Sigma CSU (pCi/L, g, F):		
MS Numerical Performance Indicator:		
MSD Numerical Performance Indicator:		
MS Percent Recovery:		
MSD Percent Recovery:		
MS Status vs Numerical Indicator:		
MSD Status vs Numerical Indicator:		
MS Status vs Recovery:		
MSD Status vs Recovery:		
MS/MSD Upper % Recovery Limits:		
MS/MSD Lower % Recovery Limits:		

Duplicate Sample Assessment		
Sample I.D.:	LCS77520	92711021016
Duplicate Sample I.D.	LCSD77520	92711021016DUP
Sample Result (pCi/L, g, F):	4.510	0.228
Sample Result 2 Sigma CSU (pCi/L, g, F):	0.937	0.188
Sample Duplicate Result (pCi/L, g, F):	4.847	0.349
Sample Duplicate Result 2 Sigma CSU (pCi/L, g, F):	0.980	0.268
Are sample and/or duplicate results below RL?	NO	See Below ##
Duplicate Numerical Performance Indicator:	-0.487	-0.722
(Based on the LCS/LCSD Percent Recoveries) Duplicate RPD:	7.25%	41.77%
Duplicate Status vs Numerical Indicator:	Pass	Pass
Duplicate Status vs RPD:	N/A	N/A
% RPD Limit:	25%	25%

Matrix Spike/Matrix Spike Duplicate Sample Assessment		
Sample I.D.		
Sample MS I.D.		
Sample MSD I.D.		
Sample Matrix Spike Result:		
Matrix Spike Result 2 Sigma CSU (pCi/L, g, F):		
Sample Matrix Spike Duplicate Result:		
Matrix Spike Duplicate Result 2 Sigma CSU (pCi/L, g, F):		
Duplicate Numerical Performance Indicator:		
(Based on the Percent Recoveries) MS/ MSD Duplicate RPD:		
MS/ MSD Duplicate Status vs Numerical Indicator:		
MS/ MSD Duplicate Status vs RPD:		
% RPD Limit:		

Evaluation of duplicate precision is not applicable if either the sample or duplicate results are below the MDC.

Comments:

ET 2-16-24

AM 2/16/24

Quality Control Sample Performance Assessment

Pace Analytical™
www.pacelabs.com

Test:	Ra-226
Analyst:	SLC
Date:	2/16/2024
Worklist:	77521
Matrix:	WT

Analyst Must Manually Enter All Fields Highlighted in Yellow.

Method Blank Assessment	
MB Sample ID	3151500
MB concentration:	0.097
M/B 2 Sigma CSU:	0.147
MB MDC:	0.324
MB Numerical Performance Indicator:	1.29
MB Status vs Numerical Indicator:	Pass
MB Status vs. MDC:	N/A

Laboratory Control Sample Assessment	LCSD (Y or N)?	Y
	LCS77521	LCSD77521
Count Date:	2/19/2024	2/19/2024
Spike I.D.:	23-014	23-014
Decay Corrected Spike Concentration (pCi/mL):	25.026	25.026
Volume Used (mL):	0.10	0.10
Aliquot Volume (L, g, F):	0.510	0.509
Target Conc. (pCi/L, g, F):	4.904	4.915
Uncertainty (Calculated):	0.230	0.231
Result (pCi/L, g, F):	4.740	5.387
LCS/LCSD 2 Sigma CSU (pCi/L, g, F):	0.918	1.012
Numerical Performance Indicator:	-0.34	0.89
Percent Recovery:	96.65%	109.59%
Status vs Numerical Indicator:	Pass	Pass
Status vs Recovery:	N/A	N/A
Upper % Recovery Limits:	125%	125%
Lower % Recovery Limits:	75%	75%

Sample Matrix Spike Control Assessment	MS/MSD 1	MS/MSD 2
Sample Collection Date:		
Sample I.D.		
Sample MS I.D.		
Sample MSD I.D.		
Spike I.D.:		
MS/MSD Decay Corrected Spike Concentration (pCi/mL):		
Spike Volume Used in MS (mL):		
Spike Volume Used in MSD (mL):		
MS Aliquot (L, g, F):		
MS Target Conc.(pCi/L, g, F):		
MSD Aliquot (L, g, F):		
MSD Target Conc. (pCi/L, g, F):		
MS Spike Uncertainty (calculated):		
MSD Spike Uncertainty (calculated):		
Sample Result:		
Sample Result 2 Sigma CSU (pCi/L, g, F):		
Sample Matrix Spike Result:		
Matrix Spike Result 2 Sigma CSU (pCi/L, g, F):		
Sample Matrix Spike Duplicate Result:		
Matrix Spike Duplicate Result 2 Sigma CSU (pCi/L, g, F):		
MS Numerical Performance Indicator:		
MSD Numerical Performance Indicator:		
MS Percent Recovery:		
MSD Percent Recovery:		
MS Status vs Numerical Indicator:		
MSD Status vs Numerical Indicator:		
MS Status vs Recovery:		
MSD Status vs Recovery:		
MS/MSD Upper % Recovery Limits:		
MS/MSD Lower % Recovery Limits:		

Duplicate Sample Assessment		
Sample I.D.:	LCS77521	92710985002
Duplicate Sample I.D.	LCSD77521	92710985002DUP
Sample Result (pCi/L, g, F):	4.740	0.469
Sample Result 2 Sigma CSU (pCi/L, g, F):	0.918	0.233
Sample Duplicate Result (pCi/L, g, F):	5.387	0.300
Sample Duplicate Result 2 Sigma CSU (pCi/L, g, F):	1.012	0.190
Are sample and/or duplicate results below RL?	NO	See Below ##
Duplicate Numerical Performance Indicator:	-0.928	1.101
(Based on the LCS/LCSD Percent Recoveries) Duplicate RPD:	12.55%	44.05%
Duplicate Status vs Numerical Indicator:	Pass	Pass
Duplicate Status vs RPD:	N/A	N/A
% RPD Limit:	25%	25%

Matrix Spike/Matrix Spike Duplicate Sample Assessment		
Sample I.D.		
Sample MS I.D.		
Sample MSD I.D.		
Sample Matrix Spike Result:		
Matrix Spike Result 2 Sigma CSU (pCi/L, g, F):		
Sample Matrix Spike Duplicate Result:		
Matrix Spike Duplicate Result 2 Sigma CSU (pCi/L, g, F):		
Duplicate Numerical Performance Indicator:		
(Based on the Percent Recoveries) MS/ MSD Duplicate RPD:		
MS/ MSD Duplicate Status vs Numerical Indicator:		
MS/ MSD Duplicate Status vs RPD:		
% RPD Limit:		

Evaluation of duplicate precision is not applicable if either the sample or duplicate results are below the MDC.

Comments:

CT 2-20-24

LAM 2/20/24

Quality Control Sample Performance Assessment

Pace Analytical
www.pacelabs.com

Test:	Ra-226
Analyst:	SLC
Date:	2/19/2024
Worklist:	77602
Matrix:	W I

Analyst Must Manually Enter All Fields Highlighted in Yellow.

Method Blank Assessment	
MB Sample ID	3157784
MB concentration:	0.034
M/B 2 Sigma CSU:	0.090
MB MDC:	0.216
MB Numerical Performance Indicator:	0.75
MB Status vs Numerical Indicator:	Pass
MB Status vs. MDC:	N/A

Laboratory Control Sample Assessment	LCSD (Y or N)?	Y
	LCS77602	LCSD77602
Count Date:	2/27/2024	2/27/2024
Spike I.D.:	23-014	23-014
Decay Corrected Spike Concentration (pCi/mL):	25.026	25.026
Volume Used (mL):	0.10	0.10
Aliquot Volume (L, g, F):	0.504	0.501
Target Conc. (pCi/L, g, F):	4.970	4.995
Uncertainty (Calculated):	0.234	0.235
Result (pCi/L, g, F):	4.803	4.940
LCS/LCSD 2 Sigma CSU (pCi/L, g, F):	0.863	0.892
Numerical Performance Indicator:	-0.37	-0.12
Percent Recovery:	96.64%	98.91%
Status vs Numerical Indicator:	Pass	Pass
Status vs Recovery:	N/A	N/A
Upper % Recovery Limits:	125%	125%
Lower % Recovery Limits:	75%	75%

Sample Matrix Spike Control Assessment	MS/MSD 1	MS/MSD 2
Sample Collection Date:		
Sample I.D.		
Sample MS I.D.		
Sample MSD I.D.		
Spike I.D.:		
MS/MSD Decay Corrected Spike Concentration (pCi/mL):		
Spike Volume Used in MS (mL):		
Spike Volume Used in MSD (mL):		
MS Aliquot (L, g, F):		
MS Target Conc.(pCi/L, g, F):		
MSD Aliquot (L, g, F):		
MSD Target Conc. (pCi/L, g, F):		
MS Spike Uncertainty (calculated):		
MSD Spike Uncertainty (calculated):		
Sample Result:		
Sample Result 2 Sigma CSU (pCi/L, g, F):		
Sample Matrix Spike Result:		
Matrix Spike Result 2 Sigma CSU (pCi/L, g, F):		
Sample Matrix Spike Duplicate Result:		
Matrix Spike Duplicate Result 2 Sigma CSU (pCi/L, g, F):		
MS Numerical Performance Indicator:		
MSD Numerical Performance Indicator:		
MS Percent Recovery:		
MSD Percent Recovery:		
MS Status vs Numerical Indicator:		
MSD Status vs Numerical Indicator:		
MS Status vs Recovery:		
MSD Status vs Recovery:		
MS/MSD Upper % Recovery Limits:		
MS/MSD Lower % Recovery Limits:		

Duplicate Sample Assessment		
Sample I.D.:	LCS77602	92710976017
Duplicate Sample I.D.	LCSD77602	92710976017DUP
Sample Result (pCi/L, g, F):	4.803	0.288
Sample Result 2 Sigma CSU (pCi/L, g, F):	0.863	0.145
Sample Duplicate Result (pCi/L, g, F):	4.940	0.482
Sample Duplicate Result 2 Sigma CSU (pCi/L, g, F):	0.892	0.185
Are sample and/or duplicate results below RL?	NO	See Below ##
Duplicate Numerical Performance Indicator:	-0.217	-1.612
(Based on the LCS/LCSD Percent Recoveries) Duplicate RPD:	2.33%	50.35%
Duplicate Status vs Numerical Indicator:	Pass	Pass
Duplicate Status vs RPD:	N/A	N/A
% RPD Limit:	25%	25%

Matrix Spike/Matrix Spike Duplicate Sample Assessment		
Sample I.D.		
Sample MS I.D.		
Sample MSD I.D.		
Sample Matrix Spike Result:		
Matrix Spike Result 2 Sigma CSU (pCi/L, g, F):		
Sample Matrix Spike Duplicate Result:		
Matrix Spike Duplicate Result 2 Sigma CSU (pCi/L, g, F):		
Duplicate Numerical Performance Indicator:		
(Based on the Percent Recoveries) MS/ MSD Duplicate RPD:		
MS/ MSD Duplicate Status vs Numerical Indicator:		
MS/ MSD Duplicate Status vs RPD:		
% RPD Limit:		

Evaluation of duplicate precision is not applicable if either the sample or duplicate results are below the MDC.

Comments:

VAM 2/28/24

Quality Control Sample Performance Assessment

Pace Analytical
www.pacelabs.com

Test:	Ra-226
Analyst:	SLC
Date:	2/26/2024
Worklist:	77682
Matrix:	W I

Analyst Must Manually Enter All Fields Highlighted in Yellow.

Method Blank Assessment	
MB Sample ID	3163747
MB concentration:	-0.029
M/B 2 Sigma CSU:	0.237
MB MDC:	0.633
MB Numerical Performance Indicator:	-0.24
MB Status vs Numerical Indicator:	Pass
MB Status vs. MDC:	N/A

Laboratory Control Sample Assessment	LCSD (Y or N)?	Y
	LCS77682	LCSD77682
Count Date:	2/28/2024	2/28/2024
Spike I.D.:	23-014	23-014
Decay Corrected Spike Concentration (pCi/mL):	25.026	25.026
Volume Used (mL):	0.10	0.10
Aliquot Volume (L, g, F):	0.502	0.509
Target Conc. (pCi/L, g, F):	4.983	4.920
Uncertainty (Calculated):	0.234	0.231
Result (pCi/L, g, F):	4.488	4.251
LCS/LCSD 2 Sigma CSU (pCi/L, g, F):	0.932	0.894
Numerical Performance Indicator:	-1.01	-1.42
Percent Recovery:	90.08%	86.41%
Status vs Numerical Indicator:	Pass	Pass
Status vs Recovery:	N/A	N/A
Upper % Recovery Limits:	125%	125%
Lower % Recovery Limits:	75%	75%

Sample Matrix Spike Control Assessment	MS/MSD 1	MS/MSD 2
Sample Collection Date:		
Sample I.D.		
Sample MS I.D.		
Sample MSD I.D.		
Spike I.D.:		
MS/MSD Decay Corrected Spike Concentration (pCi/mL):		
Spike Volume Used in MS (mL):		
Spike Volume Used in MSD (mL):		
MS Aliquot (L, g, F):		
MS Target Conc.(pCi/L, g, F):		
MSD Aliquot (L, g, F):		
MSD Target Conc. (pCi/L, g, F):		
MS Spike Uncertainty (calculated):		
MSD Spike Uncertainty (calculated):		
Sample Result:		
Sample Result 2 Sigma CSU (pCi/L, g, F):		
Sample Matrix Spike Result:		
Matrix Spike Result 2 Sigma CSU (pCi/L, g, F):		
Sample Matrix Spike Duplicate Result:		
Matrix Spike Duplicate Result 2 Sigma CSU (pCi/L, g, F):		
MS Numerical Performance Indicator:		
MSD Numerical Performance Indicator:		
MS Percent Recovery:		
MSD Percent Recovery:		
MS Status vs Numerical Indicator:		
MSD Status vs Numerical Indicator:		
MS Status vs Recovery:		
MSD Status vs Recovery:		
MS/MSD Upper % Recovery Limits:		
MS/MSD Lower % Recovery Limits:		

Duplicate Sample Assessment		
Sample I.D.:	LCS77682	92711021044
Duplicate Sample I.D.	LCSD77682	92711021044DUP
Sample Result (pCi/L, g, F):	4.488	0.292
Sample Result 2 Sigma CSU (pCi/L, g, F):	0.932	0.233
Sample Duplicate Result (pCi/L, g, F):	4.251	0.088
Sample Duplicate Result 2 Sigma CSU (pCi/L, g, F):	0.894	0.174
Are sample and/or duplicate results below RL?	NO	See Below ##
Duplicate Numerical Performance Indicator:	0.360	1.374
(Based on the LCS/LCSD Percent Recoveries) Duplicate RPD:	4.16%	107.56%
Duplicate Status vs Numerical Indicator:	Pass	Pass
Duplicate Status vs RPD:	N/A	N/A
% RPD Limit:	25%	25%

Matrix Spike/Matrix Spike Duplicate Sample Assessment		
Sample I.D.		
Sample MS I.D.		
Sample MSD I.D.		
Sample Matrix Spike Result:		
Matrix Spike Result 2 Sigma CSU (pCi/L, g, F):		
Sample Matrix Spike Duplicate Result:		
Matrix Spike Duplicate Result 2 Sigma CSU (pCi/L, g, F):		
Duplicate Numerical Performance Indicator:		
(Based on the Percent Recoveries) MS/ MSD Duplicate RPD:		
MS/ MSD Duplicate Status vs Numerical Indicator:		
MS/ MSD Duplicate Status vs RPD:		
% RPD Limit:		

Evaluation of duplicate precision is not applicable if either the sample or duplicate results are below the MDC.

Comments:

2/28/24

iAm 2/28/24

Quality Control Sample Performance Assessment

Pace Analytical
www.paceiabs.com

Test:	Ra-226
Analyst:	SLC
Date:	2/22/2024
Worklist:	77730
Matrix:	WT

Analyst Must Manually Enter All Fields Highlighted in Yellow.

Method Blank Assessment	
MB Sample ID	3165288
MB concentration:	0.015
M/B 2 Sigma CSU:	0.129
MB MDC:	0.325
MB Numerical Performance Indicator:	0.22
MB Status vs Numerical Indicator:	Pass
MB Status vs. MDC:	N/A

Laboratory Control Sample Assessment	LCSD (Y or N)?	Y
	LCS77730	LCSD77730
Count Date:	2/28/2024	2/28/2024
Spike I.D.:	23-014	23-014
Decay Corrected Spike Concentration (pCi/mL):	25.026	25.026
Volume Used (mL):	0.10	0.10
Aliquot Volume (L, g, F):	0.501	0.502
Target Conc. (pCi/L, g, F):	4.999	4.984
Uncertainty (Calculated):	0.235	0.234
Result (pCi/L, g, F):	5.396	4.938
LCS/LCSD 2 Sigma CSU (pCi/L, g, F):	0.973	0.894
Numerical Performance Indicator:	0.78	-0.10
Percent Recovery:	107.93%	99.07%
Status vs Numerical Indicator:	Pass	Pass
Status vs Recovery:	N/A	N/A
Upper % Recovery Limits:	125%	125%
Lower % Recovery Limits:	75%	75%

Sample Matrix Spike Control Assessment	MS/MSD 1	MS/MSD 2
Sample Collection Date:		
Sample I.D.		
Sample MS I.D.		
Sample MSD I.D.		
Spike I.D.:		
MS/MSD Decay Corrected Spike Concentration (pCi/mL):		
Spike Volume Used in MS (mL):		
Spike Volume Used in MSD (mL):		
MS Aliquot (L, g, F):		
MS Target Conc.(pCi/L, g, F):		
MSD Aliquot (L, g, F):		
MSD Target Conc. (pCi/L, g, F):		
MS Spike Uncertainty (calculated):		
MSD Spike Uncertainty (calculated):		
Sample Result:		
Sample Result 2 Sigma CSU (pCi/L, g, F):		
Sample Matrix Spike Result:		
Matrix Spike Result 2 Sigma CSU (pCi/L, g, F):		
Sample Matrix Spike Duplicate Result:		
Matrix Spike Duplicate Result 2 Sigma CSU (pCi/L, g, F):		
MS Numerical Performance Indicator:		
MSD Numerical Performance Indicator:		
MS Percent Recovery:		
MSD Percent Recovery:		
MS Status vs Numerical Indicator:		
MSD Status vs Numerical Indicator:		
MS Status vs Recovery:		
MSD Status vs Recovery:		
MS/MSD Upper % Recovery Limits:		
MS/MSD Lower % Recovery Limits:		

Duplicate Sample Assessment		
Sample I.D.:	LCS77730	92713558008
Duplicate Sample I.D.	LCSD77730	92713558008DUP
Sample Result (pCi/L, g, F):	5.396	-0.015
Sample Result 2 Sigma CSU (pCi/L, g, F):	0.973	0.100
Sample Duplicate Result (pCi/L, g, F):	4.938	-0.027
Sample Duplicate Result 2 Sigma CSU (pCi/L, g, F):	0.894	0.090
Are sample and/or duplicate results below RL?	NO	See Below ##
Duplicate Numerical Performance Indicator:	0.679	0.180
(Based on the LCS/LCSD Percent Recoveries) Duplicate RPD:	8.56%	-59.07%
Duplicate Status vs Numerical Indicator:	Pass	Pass
Duplicate Status vs RPD:	N/A	N/A
% RPD Limit:	25%	25%

Matrix Spike/Matrix Spike Duplicate Sample Assessment		
Sample I.D.		
Sample MS I.D.		
Sample MSD I.D.		
Sample Matrix Spike Result:		
Matrix Spike Result 2 Sigma CSU (pCi/L, g, F):		
Sample Matrix Spike Duplicate Result:		
Matrix Spike Duplicate Result 2 Sigma CSU (pCi/L, g, F):		
Duplicate Numerical Performance Indicator:		
(Based on the Percent Recoveries) MS/ MSD Duplicate RPD:		
MS/ MSD Duplicate Status vs Numerical Indicator:		
MS/ MSD Duplicate Status vs RPD:		
% RPD Limit:		

Evaluation of duplicate precision is not applicable if either the sample or duplicate results are below the MDC.

Comments:

LAM 3/5/24

C-T 3-5-24

April 2024

Pace Analytical Services, LLC
9800 Kincey Ave. Suite 100
Huntersville, NC 28078
(704)875-9092

April 15, 2024

Kristen Jurinko
Southern Co.
241 Ralph McGill Blvd NE
Bin 10160
Atlanta, GA 30308

RE: Project: Bowen AP-1
Pace Project No.: 92723474

Dear Kristen Jurinko:

Enclosed are the analytical results for sample(s) received by the laboratory on April 04, 2024. The results relate only to the samples included in this report. Results reported herein conform to the applicable TNI/NELAC Standards and the laboratory's Quality Manual, where applicable, unless otherwise noted in the body of the report.

The test results provided in this final report were generated by each of the following laboratories within the Pace Network:

- Pace Analytical Services - Peachtree Corners, GA

If you have any questions concerning this report, please feel free to contact me.

Sincerely,

Bonnie Vang
bonnie.vang@pacelabs.com
704-977-0968
Project Manager

Enclosures

cc: Whitney Law, Geosyntec
Laura Midkiff, Southern Co.
Caroline Nelson, Geosyntec
Anthony Szwast, Geosyntec

This report shall not be reproduced, except in full,
without the written consent of Pace Analytical Services, LLC.

Pace Analytical Services, LLC
9800 Kincey Ave. Suite 100
Huntersville, NC 28078
(704)875-9092

CERTIFICATIONS

Project: Bowen AP-1
Pace Project No.: 92723474

Pace Analytical Services Peachtree Corners
110 Technology Pkwy, Peachtree Corners, GA 30092
Florida DOH Certification #: E87315
Georgia DW Inorganics Certification #: 812
North Carolina Certification #: 381
South Carolina Certification #: 98011001
Virginia Certification #: 460204

REPORT OF LABORATORY ANALYSIS

This report shall not be reproduced, except in full,
without the written consent of Pace Analytical Services, LLC.

Pace Analytical Services, LLC
9800 Kincey Ave. Suite 100
Huntersville, NC 28078
(704)875-9092

SAMPLE SUMMARY

Project: Bowen AP-1
Pace Project No.: 92723474

Lab ID	Sample ID	Matrix	Date Collected	Date Received
92723474001	**BOW-BGWC-43D**	Water	04/03/24 15:20	04/04/24 10:44
92723474002	**BOW-AP1-FD-01**	Water	04/03/24 00:00	04/04/24 10:44
92723474003	**BOW-AP1-FB-01**	Water	04/03/24 16:06	04/04/24 10:44
92723474004	**BOW-AP1-EB-01**	Water	04/03/24 16:38	04/04/24 10:44

REPORT OF LABORATORY ANALYSIS

This report shall not be reproduced, except in full,
without the written consent of Pace Analytical Services, LLC.

Pace Analytical Services, LLC
9800 Kincey Ave. Suite 100
Huntersville, NC 28078
(704)875-9092

SAMPLE ANALYTE COUNT

Project: Bowen AP-1
Pace Project No.: 92723474

Lab ID	Sample ID	Method	Analysts	Analytes Reported
92723474001	**BOW-BGWC-43D**	EPA 6020B	CW1	1
92723474002	**BOW-AP1-FD-01**	EPA 6020B	CW1	1
92723474003	**BOW-AP1-FB-01**	EPA 6020B	CW1	1
92723474004	**BOW-AP1-EB-01**	EPA 6020B	CW1	1

PASI-GA = Pace Analytical Services - Peachtree Corners, GA

This report shall not be reproduced, except in full,
without the written consent of Pace Analytical Services, LLC.

Pace Analytical Services, LLC
9800 Kincey Ave. Suite 100
Huntersville, NC 28078
(704)875-9092

SUMMARY OF DETECTION

Project: Bowen AP-1
Pace Project No.: 92723474

Lab Sample ID / Method	Client Sample ID / Parameters	Result	Units	Report Limit	Analyzed	Qualifiers
92723474001	**BOW-BGWC-43D**					
EPA 6020B	Thallium	2.1	ug/L	1.0	04/09/24 18:52	

REPORT OF LABORATORY ANALYSIS

This report shall not be reproduced, except in full,
without the written consent of Pace Analytical Services, LLC.

Pace Analytical Services, LLC
9800 Kincey Ave. Suite 100
Huntersville, NC 28078
(704)875-9092

ANALYTICAL RESULTS

Project: Bowen AP-1
Pace Project No.: 92723474

Sample: BOW-BGWC-43D **Lab ID: 92723474001** Collected: 04/03/24 15:20 Received: 04/04/24 10:44 Matrix: Water

Parameters	Results	Units	Report Limit	MDL	DF	Prepared	Analyzed	CAS No.	Qual
6020 MET ICPMS	Analytical Method: EPA 6020B Preparation Method: EPA 3005A Pace Analytical Services - Peachtree Corners, GA								
Thallium	**2.1**	ug/L	1.0	0.38	1	04/05/24 13:11	04/09/24 18:52	7440-28-0	

REPORT OF LABORATORY ANALYSIS

This report shall not be reproduced, except in full,
without the written consent of Pace Analytical Services, LLC.

Pace Analytical Services, LLC
9800 Kincey Ave. Suite 100
Huntersville, NC 28078
(704)875-9092

ANALYTICAL RESULTS

Project: Bowen AP-1
Pace Project No.: 92723474

Sample: BOW-AP1-FD-01 **Lab ID: 92723474002** Collected: 04/03/24 00:00 Received: 04/04/24 10:44 Matrix: Water

Parameters	Results	Units	Report Limit	MDL	DF	Prepared	Analyzed	CAS No.	Qual
6020 MET ICPMS	Analytical Method: EPA 6020B Preparation Method: EPA 3005A Pace Analytical Services - Peachtree Corners, GA								
Thallium	ND	ug/L	1.0	0.38	1	04/05/24 13:11	04/09/24 18:55	7440-28-0	

REPORT OF LABORATORY ANALYSIS

This report shall not be reproduced, except in full,
without the written consent of Pace Analytical Services, LLC.

Pace Analytical Services, LLC
9800 Kincey Ave. Suite 100
Huntersville, NC 28078
(704)875-9092

ANALYTICAL RESULTS

Project: Bowen AP-1
Pace Project No.: 92723474

Sample: BOW-AP1-FB-01 **Lab ID: 92723474003** Collected: 04/03/24 16:06 Received: 04/04/24 10:44 Matrix: Water

Parameters	Results	Units	Report Limit	MDL	DF	Prepared	Analyzed	CAS No.	Qual
6020 MET ICPMS	Analytical Method: EPA 6020B Preparation Method: EPA 3005A Pace Analytical Services - Peachtree Corners, GA								
Thallium	ND	ug/L	1.0	0.38	1	04/05/24 13:11	04/09/24 18:59	7440-28-0	

REPORT OF LABORATORY ANALYSIS

This report shall not be reproduced, except in full,
without the written consent of Pace Analytical Services, LLC.

Pace Analytical Services, LLC
9800 Kincey Ave. Suite 100
Huntersville, NC 28078
(704)875-9092

ANALYTICAL RESULTS

Project: Bowen AP-1
Pace Project No.: 92723474

Sample: BOW-AP1-EB-01 **Lab ID: 92723474004** Collected: 04/03/24 16:38 Received: 04/04/24 10:44 Matrix: Water

Parameters	Results	Units	Report Limit	MDL	DF	Prepared	Analyzed	CAS No.	Qual
6020 MET ICPMS	Analytical Method: EPA 6020B Preparation Method: EPA 3005A Pace Analytical Services - Peachtree Corners, GA								
Thallium	ND	ug/L	1.0	0.38	1	04/05/24 13:11	04/09/24 19:03	7440-28-0	

REPORT OF LABORATORY ANALYSIS

This report shall not be reproduced, except in full,
without the written consent of Pace Analytical Services, LLC.

Pace Analytical Services, LLC
9800 Kincey Ave. Suite 100
Huntersville, NC 28078
(704)875-9092

QUALITY CONTROL DATA

Project: Bowen AP-1
Pace Project No.: 92723474

QC Batch: 844744
QC Batch Method: EPA 3005A
Analysis Method: EPA 6020B
Analysis Description: 6020 MET
Laboratory: Pace Analytical Services - Peachtree Corners, GA
Associated Lab Samples: 92723474001, 92723474002, 92723474003, 92723474004

METHOD BLANK: 4362508 Matrix: Water
Associated Lab Samples: 92723474001, 92723474002, 92723474003, 92723474004

Parameter	Units	Blank Result	Reporting Limit	MDL	Analyzed	Qualifiers
Thallium	ug/L	ND	1.0	0.38	04/09/24 18:04	

LABORATORY CONTROL SAMPLE: 4362509

Parameter	Units	Spike Conc.	LCS Result	LCS % Rec	% Rec Limits	Qualifiers
Thallium	ug/L	100	101	101	80-120	

MATRIX SPIKE & MATRIX SPIKE DUPLICATE: 4362510 4362511

Parameter	Units	92723469002 Result	MS Spike Conc.	MSD Spike Conc.	MS Result	MSD Result	MS % Rec	MSD % Rec	% Rec Limits	RPD	Max RPD	Qual
Thallium	ug/L	ND	100	100	98.1	98.1	98	98	75-125	0	20	

Results presented on this page are in the units indicated by the "Units" column except where an alternate unit is presented to the right of the result.

REPORT OF LABORATORY ANALYSIS

This report shall not be reproduced, except in full,
without the written consent of Pace Analytical Services, LLC.

Pace Analytical Services, LLC
9800 Kincey Ave. Suite 100
Huntersville, NC 28078
(704)875-9092

QUALIFIERS

Project: Bowen AP-1
Pace Project No.: 92723474

DEFINITIONS

DF - Dilution Factor, if reported, represents the factor applied to the reported data due to dilution of the sample aliquot.

ND - Not Detected at or above adjusted reporting limit.

TNTC - Too Numerous To Count

J - Estimated concentration above the adjusted method detection limit and below the adjusted reporting limit.

MDL - Adjusted Method Detection Limit.

PQL - Practical Quantitation Limit.

RL - Reporting Limit - The lowest concentration value that meets project requirements for quantitative data with known precision and bias for a specific analyte in a specific matrix.

S - Surrogate

1,2-Diphenylhydrazine decomposes to and cannot be separated from Azobenzene using Method 8270. The result for each analyte is a combined concentration.

Consistent with EPA guidelines, unrounded data are displayed and have been used to calculate % recovery and RPD values.

LCS(D) - Laboratory Control Sample (Duplicate)

MS(D) - Matrix Spike (Duplicate)

DUP - Sample Duplicate

RPD - Relative Percent Difference

NC - Not Calculable.

SG - Silica Gel - Clean-Up

U - Indicates the compound was analyzed for, but not detected.

Acid preservation may not be appropriate for 2 Chloroethylvinyl ether.

A separate vial preserved to a pH of 4-5 is recommended in SW846 Chapter 4 for the analysis of Acrolein and Acrylonitrile by EPA Method 8260.

N-Nitrosodiphenylamine decomposes and cannot be separated from Diphenylamine using Method 8270. The result reported for each analyte is a combined concentration.

Reported results are not rounded until the final step prior to reporting. Therefore, calculated parameters that are typically reported as "Total" may vary slightly from the sum of the reported component parameters.

Pace Analytical is TNI accredited. Contact your Pace PM for the current list of accredited analytes.

TNI - The NELAC Institute.

This report shall not be reproduced, except in full,
without the written consent of Pace Analytical Services, LLC.

Pace Analytical Services, LLC
9800 Kincey Ave. Suite 100
Huntersville, NC 28078
(704)875-9092

QUALITY CONTROL DATA CROSS REFERENCE TABLE

Project: Bowen AP-1
Pace Project No.: 92723474

Lab ID	Sample ID	QC Batch Method	QC Batch	Analytical Method	Analytical Batch
92723474001	**BOW-BGWC-43D**	EPA 3005A	844744	EPA 6020B	844844
92723474002	**BOW-AP1-FD-01**	EPA 3005A	844744	EPA 6020B	844844
92723474003	**BOW-AP1-FB-01**	EPA 3005A	844744	EPA 6020B	844844
92723474004	**BOW-AP1-EB-01**	EPA 3005A	844744	EPA 6020B	844844

This report shall not be reproduced, except in full,
without the written consent of Pace Analytical Services, LLC.

DC#_Title: ENV-FRM-HUN1-0083 v03_Sample Condition Upon Receipt

Effective Date: 12/01/2023

Laboratory receiving samples:
Asheville ☐ Eden ☐ Greenwood ☐ Huntersville ☐ Raleigh ☐ Mechanicsville ☐ Atlanta ☑ Kernersville ☐

Sample Condition Upon Receipt

Client Name: GA Power

Project #:

WO# : 92723474

92723474

Courier: ☐ Commercial ☐ Fed Ex ☐ Pace ☐ UPS ☐ USPS ☐ Other:____ ☐ Client

Custody Seal Present? ☐ Yes ☑ No Seals Intact? ☐ Yes ☐ No ☑ N/A

Date/Initials Person Examining Contents: 4/24/24 CH

Packing Material: ☐ Bubble Wrap ☐ Bubble Bags ☑ None ☐ Other

Biological Tissue Frozen? ☐ Yes ☐ No ☐ N/A

Thermometer: ☑ IR Gun ID: 083

Type of Ice: ☑ Wet ☐ Blue ☐ None

Cooler Temp: 4.8 Correction Factor: Add/Subtract (°C) 0.0

Temp should be above freezing to 6°C
☐ Samples out of temp criteria. Samples on ice, cooling process has begun

Cooler Temp Corrected (°C): 4.8

USDA Regulated Soil (☐ N/A, water sample)
Did samples originate in a quarantine zone within the United States: CA, NY, or SC (check maps)? ☐ Yes ☐ No

Did samples originate from a foreign source (internationally, including Hawaii and Puerto Rico)? ☐ Yes ☐ No

				Comments/Discrepancy:
Chain of Custody Present?	☑ Yes	☐ No	☐ N/A	1.
Samples Arrived within Hold Time?	☑ Yes	☐ No	☐ N/A	2.
Short Hold Time Analysis (<72 hr.)?	☐ Yes	☑ No	☐ N/A	3.
Rush Turn Around Time Requested?	☐ Yes	☑ No	☐ N/A	4.
Sufficient Volume?	☑ Yes	☐ No	☐ N/A	5.
Correct Containers Used?	☑ Yes	☐ No	☐ N/A	6.
-Pace Containers Used?	☑ Yes	☐ No	☐ N/A	
Containers Intact?	☑ Yes	☐ No	☐ N/A	7.
Dissolved analysis: Samples Field Filtered?	☐ Yes	☐ No	☑ N/A	8.
Sample Labels Match COC? -Includes Date/Time/ID/Analysis Matrix: W	☑ Yes	☐ No	☐ N/A	9.
Headspace in VOA Vials (>5-6mm)?	☐ Yes	☐ No	☑ N/A	10.
Trip Blank Present?	☐ Yes	☐ No	☑ N/A	11.
Trip Blank Custody Seals Present?	☐ Yes	☐ No	☑ N/A	

Field Data Required? ☐ Yes ☐ No

COMMENTS/SAMPLE DISCREPANCY

Lot ID of split containers:

CLIENT NOTIFICATION/RESOLUTION

Person contacted: Date/Time:

Project Manager SCURF Review: Date:

Project Manager SRF Review: Date:

Pace ANALYTICAL SERVICES	DC#_Title: ENV-FRM-HUN1-0083 v03_Sample Condition Upon Receipt
	Effective Date: 12/01/2023

*Check mark top half of box if pH and/or dechlorination is verified and within the acceptance range for preservation samples.
Exceptions: VOA, Coliform, TOC, Oil and Grease, DRO/8015 (water) DOC, LLHg

**Bottom half of box is to list number of bottles

***Check all unpreserved Nitrates for chlorine

Project # **WO# : 92723474**

PM: BV Due Date: 04/18/24

CLIENT: 92-GP-BOWLF

Item#	BP4U-125 mL Plastic Unpreserved (N/A) (Cl-)	BP3U-250 mL Plastic Unpreserved (N/A)	BP2U-500 mL Plastic Unpreserved (N/A)	BP1U-1 liter Plastic Unpreserved (N/A)	BP4S-125 mL Plastic H2SO4 (pH < 2) (Cl-)	BP3N-250 mL plastic HNO3 (pH < 2)	BP4Z-125 mL Plastic ZN Acetate & NaOH (>9)	BP4B-125 mL Plastic NaOH (pH > 12) (Cl-)	WGFU-Wide-mouthed Glass jar Unpreserved	AG1U-1 liter Amber Unpreserved (N/A) (Cl-)	AG1H-1 liter Amber HCl (pH < 2)	AG3U-250 mL Amber Unpreserved (N/A) (Cl-)	AG1S-1 liter Amber H2SO4 (pH < 2)	AG3S-250 mL Amber H2SO4 (pH < 2)	DG94-40 mL Amber NH4Cl (N/A)(Cl-)	DG9H-40 mL VOA HCl (N/A)	VG9T-40 mL VOA Na2S2O3 (N/A)	VG9U-40 mL VOA Unpreserved (N/A)	DG9V-40 mL VOA H3PO4 (N/A)	KP7U-50 mL Plastic Unpreserved (N/A)	V/GK (3 vials per kit)-VPH/Gas kit (N/A)	SP5T-125 mL Sterile Plastic (N/A – lab)	SP2T-250 mL Sterile Plastic (N/A – lab)		BP3R-250 mL Plastic (NH2)2SO4 (9.3-9.7)	AG0U-100 mL Amber Unpreserved (N/A) (Cl-)	VSGU-20 mL Scintillation vials (N/A)	DG9U-40 mL Amber Unpreserved vials (N/A)
1						✓																							
2						✓																							
3						✓																							
4						✓																							
5																													
6																													
7																													
8																													
9																													
10																													
11																													
12																													

pH Adjustment Log for Preserved Samples						
Sample ID	Type of Preservative	pH upon receipt	Date preservation adjusted	Time preservation adjusted	Amount of Preservative added	Lot #

Note: Whenever there is a discrepancy affecting North Carolina compliance samples, a copy of this form will be sent to the North Carolina DENR Certification Office (i.e. Out of hold, incorrect preservative, out of temp, incorrect containers.

Pace® Location Requested (City/State):

Pace Analytical Charlotte
9800 Kincey Ave. Suite 100, Huntersville, NC 28078

CHAIN-OF-CUSTODY Analytical Request Document

Chain-of-Custody is a LEGAL DOCUMENT - Complete all relevant fields

LAB USE ONLY- Affix Workorder/Login Label Here

92723474

Scan QR Code for instructions

Company Name: Georgia Power - Bowen	Contact/Report To: Kristen Jurinko, Anthony Szwast
Street Address: 241 Ralph McGill Blvd NE, Atlanta, GA 30308	Phone #: (470) 217-0008
	E-Mail: knjurink@southernco.com
	Cc E-Mail: Laura Midkiff, Ben Hodges, Mike Smilley, Noelia Gangi
Customer Project #:	Invoice to: Account Payable
Project Name: Bowen AP-1	Invoice E-mail: georgiapowerinvoices@southernco.com
Site Collection Info/Facility ID (as applicable):	Purchase Order # (if applicable): GPC82474-0007
	Quote #:
Time Zone Collected: [ ] AK [ ] PT [ ] MT [ ] CT [X] ET	County / State origin of sample(s): Georgia
Data Deliverables: [ ] Level II [ ] Level III [ ] Level IV [ ] EQUIS [ ] Other	Regulatory Program (DW, RCRA, etc.) as applicable: Reportable [ ] Yes [ ] No
	Rush (Pre-approval required): [ ] Same Day [ ] 1 Day [ ] 2 Day [ ] 3 Day Other _____ Date Results Requested:
	DW PWSID # or WW Permit # as applicable: Field Filtered (if applicable): [ ] Yes [ ] No Analysis:

Specify Container Size **: 3

Identify Container Preservative Type***: 2

Analysis Requested

**Container Size: (1) 1L, (2) 500mL, (3) 250mL, (4) 125mL, (5) 100mL, (6) 40mL vial, (7) EnCore, (8) TerraCore, (9) 90mL, (10) Other

*** Preservative Types: (1) None, (2) HNO3, (3) H2SO4, (4) HCl, (5) NaOH, (6) Zn Acetate, (7) NaHSO4, (8) Sod. Thiosulfate, (9) Ascorbic Acid, (10) MeOH, (11) Other

Lab Use Only: Proj. Mgr: Bonnie Vang; AcctNum / Client ID:; Table #:; Profile / Template: 16507; Prelog / Bottle Ord. ID: EZ 3057871

* Matrix Codes (Insert in Matrix box below): Drinking Water (DW), Ground Water (GW), Wastewater (WW), Product (P), Soil/Solid (SS), Oil (OL), Wipe (WP), Tissue (TS), Bioassay (B), Vapor (V), Surface Water (SW), Sediment (SED), Sludge (SL), Caulk (CK), Leachate (LL), Biosolid (BS), Other (OT)

Customer Sample ID	Matrix *	Comp / Grab	Composite Start Date	Composite Start Time	Collected or Composite End Date	Collected or Composite End Time	# Cont.	Residual Chlorine Result	Residual Chlorine Units	Thallium	Sample Comment	Preservation non-conformance identified for sample.
BOW-BGWC-43D	WG	G			4/3/24	1520	1			X	001	
BOW-AP1-FD-01	WG	G			4/3/24	—	1			X	002	
BOW-AP1-FB-01	WQ	G			4/3/24	1606	1			X	003	
BOW-AP1-EB-01	WQ	G			4/3/24	1638	1			X	004	

Additional Instructions from Pace®:
Task Code: BOW-CCR-ASSMT-2024S1R1

Collected By: Printed Name: Jay Siewert, Natalie Piparo
Signature: Resolute Environmental

Customer Remarks / Special Conditions / Possible Hazards:

Coolers: Thermometer ID: Correction Factor (°C): Obs. Temp. (°C): Corrected Temp. (°C): [ ] On Ice

Relinquished by/Company: (Signature)	Date/Time	Received by/Company: (Signature)	Date/Time
	4/4/24 1044	Lynn Williams / Pace	4/4/24 1044
Lynn Williams / Pace	4/4/24 1350		4/4/24 1350
Relinquished by/Company: (Signature)	Date/Time:	Received by/Company: (Signature)	Date/Time:
Relinquished by/Company: (Signature)	Date/Time:	Received by/Company: (Signature)	Date/Time:

Tracking Number:

Delivered by: [ ] In-Person [ ] Courier [ ] FedEx [ ] UPS [ ] Other

Page: 1 of 1

Submitting a sample via this chain of custody constitutes acknowledgment and acceptance of the Pace® Terms and Conditions found at https://www.pacelabs.com/resource-library/resource/pace-terms-and-conditions/

ENV-FRM-CORQ-0019_v02_110123 ©

Pre-Design Investigation Events
January – May 2024

Pace Analytical Services, LLC
9800 Kincey Ave. Suite 100
Huntersville, NC 28078
(704)875-9092

February 06, 2024

Kristen Jurinko
Southern Co.
241 Ralph McGill Blvd NE
Bin 10160
Atlanta, GA 30308

RE: Project: Bowen AP-1 (CCR-CA)
Pace Project No.: 92711046

Dear Kristen Jurinko:

Enclosed are the analytical results for sample(s) received by the laboratory on January 31, 2024. The results relate only to the samples included in this report. Results reported herein conform to the applicable TNI/NELAC Standards and the laboratory's Quality Manual, where applicable, unless otherwise noted in the body of the report.

The test results provided in this final report were generated by each of the following laboratories within the Pace Network:

- Pace Analytical Services - Peachtree Corners, GA

If you have any questions concerning this report, please feel free to contact me.

Sincerely,

Bonnie Vang
bonnie.vang@pacelabs.com
704-977-0968
Project Manager

Enclosures

cc: Whitney Law, Geosyntec
Laura Midkiff, Southern Co.
Caroline Nelson, Geosyntec
Anthony Szwast, Geosyntec

This report shall not be reproduced, except in full,
without the written consent of Pace Analytical Services, LLC.

Pace Analytical Services, LLC
9800 Kincey Ave. Suite 100
Huntersville, NC 28078
(704)875-9092

CERTIFICATIONS

Project: Bowen AP-1 (CCR-CA)
Pace Project No.: 92711046

Pace Analytical Services Peachtree Corners
110 Technology Pkwy, Peachtree Corners, GA 30092
Florida DOH Certification #: E87315
Georgia DW Inorganics Certification #: 812
North Carolina Certification #: 381
South Carolina Certification #: 98011001
Virginia Certification #: 460204

REPORT OF LABORATORY ANALYSIS

This report shall not be reproduced, except in full,
without the written consent of Pace Analytical Services, LLC.

Pace Analytical Services, LLC
9800 Kincey Ave. Suite 100
Huntersville, NC 28078
(704)875-9092

SAMPLE SUMMARY

Project: Bowen AP-1 (CCR-CA)
Pace Project No.: 92711046

Lab ID	Sample ID	Matrix	Date Collected	Date Received
92711046001	**BOW-PT-03**	Water	01/30/24 12:16	01/31/24 10:40
92711046002	**BOW-AP1-FD-01**	Water	01/30/24 00:00	01/31/24 10:40
92711046003	**BOW-AP1-FB-01**	Water	01/30/24 15:46	01/31/24 10:40
92711046004	**BOW-AP1-EB-01**	Water	01/30/24 15:52	01/31/24 10:40

REPORT OF LABORATORY ANALYSIS

This report shall not be reproduced, except in full,
without the written consent of Pace Analytical Services, LLC.

Pace Analytical Services, LLC
9800 Kincey Ave. Suite 100
Huntersville, NC 28078
(704)875-9092

SAMPLE ANALYTE COUNT

Project: Bowen AP-1 (CCR-CA)
Pace Project No.: 92711046

Lab ID	Sample ID	Method	Analysts	Analytes Reported
92711046001	**BOW-PT-03**	EPA 6020B	MT1	2
92711046002	**BOW-AP1-FD-01**	EPA 6020B	MT1	2
92711046003	**BOW-AP1-FB-01**	EPA 6020B	MT1	2
92711046004	**BOW-AP1-EB-01**	EPA 6020B	MT1	2

PASI-GA = Pace Analytical Services - Peachtree Corners, GA

REPORT OF LABORATORY ANALYSIS

This report shall not be reproduced, except in full,
without the written consent of Pace Analytical Services, LLC.

Pace Analytical Services, LLC
9800 Kincey Ave. Suite 100
Huntersville, NC 28078
(704)875-9092

SUMMARY OF DETECTION

Project: Bowen AP-1 (CCR-CA)
Pace Project No.: 92711046

Lab Sample ID / Method	Client Sample ID / Parameters	Result	Units	Report Limit	Analyzed	Qualifiers
92711046001	**BOW-PT-03**					
EPA 6020B	Boron	4.5	mg/L	0.040	02/01/24 18:31	
EPA 6020B	Cobalt	0.0015J	mg/L	0.0050	02/01/24 18:31	
92711046002	**BOW-AP1-FD-01**					
EPA 6020B	Boron	4.5	mg/L	0.040	02/01/24 18:35	
EPA 6020B	Cobalt	0.0016J	mg/L	0.0050	02/01/24 18:35	
92711046003	**BOW-AP1-FB-01**					
EPA 6020B	Boron	0.012J	mg/L	0.040	02/01/24 18:46	

REPORT OF LABORATORY ANALYSIS

This report shall not be reproduced, except in full,
without the written consent of Pace Analytical Services, LLC.

Pace Analytical Services, LLC
9800 Kincey Ave. Suite 100
Huntersville, NC 28078
(704)875-9092

ANALYTICAL RESULTS

Project: Bowen AP-1 (CCR-CA)
Pace Project No.: 92711046

Sample: BOW-PT-03 **Lab ID: 92711046001** Collected: 01/30/24 12:16 Received: 01/31/24 10:40 Matrix: Water

Parameters	Results	Units	Report Limit	MDL	DF	Prepared	Analyzed	CAS No.	Qual
6020 MET ICPMS	Analytical Method: EPA 6020B Preparation Method: EPA 3005A Pace Analytical Services - Peachtree Corners, GA								
Boron	**4.5**	mg/L	0.040	0.012	1	02/01/24 10:22	02/01/24 18:31	7440-42-8	
Cobalt	**0.0015J**	mg/L	0.0050	0.00032	1	02/01/24 10:22	02/01/24 18:31	7440-48-4	

REPORT OF LABORATORY ANALYSIS

This report shall not be reproduced, except in full,
without the written consent of Pace Analytical Services, LLC.

Pace Analytical Services, LLC
9800 Kincey Ave. Suite 100
Huntersville, NC 28078
(704)875-9092

ANALYTICAL RESULTS

Project: Bowen AP-1 (CCR-CA)
Pace Project No.: 92711046

Sample: BOW-AP1-FD-01 **Lab ID: 92711046002** Collected: 01/30/24 00:00 Received: 01/31/24 10:40 Matrix: Water

Parameters	Results	Units	Report Limit	MDL	DF	Prepared	Analyzed	CAS No.	Qual
6020 MET ICPMS	Analytical Method: EPA 6020B Preparation Method: EPA 3005A Pace Analytical Services - Peachtree Corners, GA								
Boron	**4.5**	mg/L	0.040	0.012	1	02/01/24 10:22	02/01/24 18:35	7440-42-8	
Cobalt	**0.0016J**	mg/L	0.0050	0.00032	1	02/01/24 10:22	02/01/24 18:35	7440-48-4	

REPORT OF LABORATORY ANALYSIS

This report shall not be reproduced, except in full,
without the written consent of Pace Analytical Services, LLC.

Pace Analytical Services, LLC
9800 Kincey Ave. Suite 100
Huntersville, NC 28078
(704)875-9092

ANALYTICAL RESULTS

Project: Bowen AP-1 (CCR-CA)
Pace Project No.: 92711046

Sample: BOW-AP1-FB-01 **Lab ID: 92711046003** Collected: 01/30/24 15:46 Received: 01/31/24 10:40 Matrix: Water

Parameters	Results	Units	Report Limit	MDL	DF	Prepared	Analyzed	CAS No.	Qual
6020 MET ICPMS	Analytical Method: EPA 6020B Preparation Method: EPA 3005A Pace Analytical Services - Peachtree Corners, GA								
Boron	**0.012J**	mg/L	0.040	0.012	1	02/01/24 10:22	02/01/24 18:46	7440-42-8	
Cobalt	ND	mg/L	0.0050	0.00032	1	02/01/24 10:22	02/01/24 18:46	7440-48-4	

REPORT OF LABORATORY ANALYSIS

This report shall not be reproduced, except in full,
without the written consent of Pace Analytical Services, LLC.

Pace Analytical Services, LLC
9800 Kincey Ave. Suite 100
Huntersville, NC 28078
(704)875-9092

ANALYTICAL RESULTS

Project: Bowen AP-1 (CCR-CA)
Pace Project No.: 92711046

Sample: BOW-AP1-EB-01 **Lab ID: 92711046004** Collected: 01/30/24 15:52 Received: 01/31/24 10:40 Matrix: Water

Parameters	Results	Units	Report Limit	MDL	DF	Prepared	Analyzed	CAS No.	Qual
6020 MET ICPMS	Analytical Method: EPA 6020B Preparation Method: EPA 3005A Pace Analytical Services - Peachtree Corners, GA								
Boron	ND	mg/L	0.040	0.012	1	02/01/24 10:22	02/01/24 18:50	7440-42-8	
Cobalt	ND	mg/L	0.0050	0.00032	1	02/01/24 10:22	02/01/24 18:50	7440-48-4	

REPORT OF LABORATORY ANALYSIS

This report shall not be reproduced, except in full,
without the written consent of Pace Analytical Services, LLC.

Pace Analytical Services, LLC
9800 Kincey Ave. Suite 100
Huntersville, NC 28078
(704)875-9092

QUALITY CONTROL DATA

Project: Bowen AP-1 (CCR-CA)
Pace Project No.: 92711046

QC Batch: 829343
QC Batch Method: EPA 3005A
Analysis Method: EPA 6020B
Analysis Description: 6020 MET
Laboratory: Pace Analytical Services - Peachtree Corners, GA
Associated Lab Samples: 92711046001, 92711046002, 92711046003, 92711046004

METHOD BLANK: 4286710 Matrix: Water
Associated Lab Samples: 92711046001, 92711046002, 92711046003, 92711046004

Parameter	Units	Blank Result	Reporting Limit	MDL	Analyzed	Qualifiers
Boron	mg/L	ND	0.040	0.012	02/01/24 18:02	
Cobalt	mg/L	ND	0.0050	0.00032	02/01/24 18:02	

LABORATORY CONTROL SAMPLE: 4286711

Parameter	Units	Spike Conc.	LCS Result	LCS % Rec	% Rec Limits	Qualifiers
Boron	mg/L	1	0.98	98	80-120	
Cobalt	mg/L	0.1	0.10	100	80-120	

MATRIX SPIKE & MATRIX SPIKE DUPLICATE: 4286712 4286713

Parameter	Units	92710878001 Result	MS Spike Conc.	MSD Spike Conc.	MS Result	MSD Result	MS % Rec	MSD % Rec	% Rec Limits	RPD	Max RPD	Qual
Boron	mg/L	1.6	1	1	2.5	2.4	93	84	75-125	4	20	
Cobalt	mg/L	0.0022J	0.1	0.1	0.11	0.10	105	101	75-125	4	20	

Results presented on this page are in the units indicated by the "Units" column except where an alternate unit is presented to the right of the result.

REPORT OF LABORATORY ANALYSIS

This report shall not be reproduced, except in full,
without the written consent of Pace Analytical Services, LLC.

Pace Analytical Services, LLC
9800 Kincey Ave. Suite 100
Huntersville, NC 28078
(704)875-9092

QUALIFIERS

Project: Bowen AP-1 (CCR-CA)
Pace Project No.: 92711046

DEFINITIONS

DF - Dilution Factor, if reported, represents the factor applied to the reported data due to dilution of the sample aliquot.

ND - Not Detected at or above adjusted reporting limit.

TNTC - Too Numerous To Count

J - Estimated concentration above the adjusted method detection limit and below the adjusted reporting limit.

MDL - Adjusted Method Detection Limit.

PQL - Practical Quantitation Limit.

RL - Reporting Limit - The lowest concentration value that meets project requirements for quantitative data with known precision and bias for a specific analyte in a specific matrix.

S - Surrogate

1,2-Diphenylhydrazine decomposes to and cannot be separated from Azobenzene using Method 8270. The result for each analyte is a combined concentration.

Consistent with EPA guidelines, unrounded data are displayed and have been used to calculate % recovery and RPD values.

LCS(D) - Laboratory Control Sample (Duplicate)

MS(D) - Matrix Spike (Duplicate)

DUP - Sample Duplicate

RPD - Relative Percent Difference

NC - Not Calculable.

SG - Silica Gel - Clean-Up

U - Indicates the compound was analyzed for, but not detected.

Acid preservation may not be appropriate for 2 Chloroethylvinyl ether.

A separate vial preserved to a pH of 4-5 is recommended in SW846 Chapter 4 for the analysis of Acrolein and Acrylonitrile by EPA Method 8260.

N-Nitrosodiphenylamine decomposes and cannot be separated from Diphenylamine using Method 8270. The result reported for each analyte is a combined concentration.

Reported results are not rounded until the final step prior to reporting. Therefore, calculated parameters that are typically reported as "Total" may vary slightly from the sum of the reported component parameters.

Pace Analytical is TNI accredited. Contact your Pace PM for the current list of accredited analytes.

TNI - The NELAC Institute.

This report shall not be reproduced, except in full,
without the written consent of Pace Analytical Services, LLC.

Pace Analytical Services, LLC
9800 Kincey Ave. Suite 100
Huntersville, NC 28078
(704)875-9092

QUALITY CONTROL DATA CROSS REFERENCE TABLE

Project: Bowen AP-1 (CCR-CA)
Pace Project No.: 92711046

Lab ID	Sample ID	QC Batch Method	QC Batch	Analytical Method	Analytical Batch
92711046001	**BOW-PT-03**	EPA 3005A	829343	EPA 6020B	829504
92711046002	**BOW-AP1-FD-01**	EPA 3005A	829343	EPA 6020B	829504
92711046003	**BOW-AP1-FB-01**	EPA 3005A	829343	EPA 6020B	829504
92711046004	**BOW-AP1-EB-01**	EPA 3005A	829343	EPA 6020B	829504

This report shall not be reproduced, except in full,
without the written consent of Pace Analytical Services, LLC.

Pace ANALYTICAL SERVICES

DC#_Title: ENV-FRM-HUNT-0083 v03_Sample Condition Upon Receipt

Effective Date: 11/29/2023

Laboratory receiving samples:
Asheville ☐ Eden ☐ Greenwood ☐ Huntersville ☐ Raleigh ☐ Mechanicsville ☐ Atlanta ☑ Kernersville ☐

Sample Condition Upon Receipt

Client Name: Georgia Power - Bowen

Project #: WO# : 92711046

92711046

Courier: ☐ Commercial ☑ Pace ☐ Fed Ex ☐ UPS ☐ USPS ☐ Client ☐ Other:____

Custody Seal Present? ☐ Yes ☑ No **Seals Intact?** ☐ Yes ☐ No ☑ N/A

Date/Initials Person Examining Contents: SG 1/31/24

Packing Material: ☑ Bubble Wrap ☐ Bubble Bags ☐ None ☐ Other

Biological Tissue Frozen? ☐ Yes ☐ No ☑ N/A

Thermometer: ☑ IR Gun ID: 214

Type of Ice: ☑ Wet ☐ Blue ☐ None

Cooler Temp: +1.3 **Correction Factor:** Add/Subtract (°C) ~~+0.2~~ -0.1 SG 1/31/24

Cooler Temp Corrected (°C): 4.2

Temp should be above freezing to 6°C
☐ Samples out of temp criteria. Samples on ice, cooling process has begun

USDA Regulated Soil (☐ N/A, water sample)
Did samples originate in a quarantine zone within the United States: CA, NY, or SC (check maps)? ☐ Yes ☐ No

Did samples originate from a foreign source (internationally, including Hawaii and Puerto Rico)? ☐ Yes ☐ No

				Comments/Discrepancy:
Chain of Custody Present?	☑ Yes	☐ No	☐ N/A	1.
Samples Arrived within Hold Time?	☑ Yes	☐ No	☐ N/A	2.
Short Hold Time Analysis (<72 hr.)?	☐ Yes	☑ No	☐ N/A	3.
Rush Turn Around Time Requested?	☐ Yes	☑ No	☐ N/A	4.
Sufficient Volume?	☑ Yes	☐ No	☐ N/A	5.
Correct Containers Used?	☑ Yes	☐ No	☐ N/A	6.
-Pace Containers Used?	☑ Yes	☐ No	☐ N/A	
Containers Intact?	☑ Yes	☐ No	☐ N/A	7.
Dissolved analysis: Samples Field Filtered?	☐ Yes	☐ No	☑ N/A	8.
Sample Labels Match COC?	☑ Yes	☐ No	☐ N/A	9.
-Includes Date/Time/ID/Analysis Matrix: WQ				
Headspace in VOA Vials (>5-6mm)?	☐ Yes	☐ No	☑ N/A	10.
Trip Blank Present?	☐ Yes	☐ No	☑ N/A	11.
Trip Blank Custody Seals Present?	☐ Yes	☐ No	☑ N/A	

Field Data Required? ☐ Yes ☐ No

COMMENTS/SAMPLE DISCREPANCY

Many Samples listed on CoC but not present in cooler
- Second Bow-AP1-FB-01 Seems to be a mistake the correct one should be Bow-AP1-EB-01

Lot ID of split containers:

CLIENT NOTIFICATION/RESOLUTION

Person contacted: _____ Date/Time: _____

Project Manager SCURF Review: _____ **Date:** _____

Project Manager SRF Review: _____ **Date:** _____

WO#: 92711046

PM: BV Due Date: 02/07/24

CLIENT: 92-GP-BOWLF

*Check mark top half of box if pH and/or dechlorination is verified and within the acceptance range for preservation samples.

Exceptions: VOA, Coliform, TOC, Oil and Grease, DRO/8015 (water) DOC, LLHg

**Bottom half of box is to list number of bottles

***Check all unpreserved Nitrates for chlorine

Project #

Item#	BP4U-125 mL Plastic Unpreserved (N/A) (Cl-)	BP3U-250 mL Plastic Unpreserved (N/A)	BP2U-500 mL Plastic Unpreserved (N/A)	BP1U-1 liter Plastic Unpreserved (N/A)	BP4S-125 mL Plastic H2SO4 (pH < 2) (Cl-)	BP3N-250 mL plastic HNO3 (pH < 2)	BP4Z-125 mL Plastic ZN Acetate & NaOH (>9)	BP4B-125 mL Plastic NaOH (pH > 12) (Cl-)	WGFU-Wide-mouthed Glass jar Unpreserved	AG1U-1 liter Amber Unpreserved (N/A) (Cl-)	AG1H-1 liter Amber HCl (pH < 2)	AG3U-250 mL Amber Unpreserved (N/A) (Cl-)	AG1S-1 liter Amber H2SO4 (pH < 2)	AG3S-250 mL Amber H2SO4 (pH < 2)	DG94-40 mL Amber NH4Cl (N/A)(Cl-)	DG9H-40 mL VOA HCl (N/A)	VG9T-40 mL VOA Na2S2O3 (N/A)	VG9U-40 mL VOA Unpreserved (N/A)	DG9V-40 mL VOA H3PO4 (N/A)	KP7U-50 mL Plastic Unpreserved (N/A)	V/GK (3 vials per kit)-VPH/Gas kit (N/A)	SP5T-125 mL Sterile Plastic (N/A – lab)	SP2T-250 mL Sterile Plastic (N/A – lab)		BP3R-250 mL Plastic (NH2)2SO4 (9.3-9.7)	AG0U-100 mL Amber Unpreserved (N/A) (Cl-)	VSGU-20 mL Scintillation vials (N/A)	DG9U-40 mL Amber Unpreserved vials (N/A)
1						1																							
2						1																							
3						1																							
4						1																							
5																													
6																													
7																													
8																													
9																													
10																													
11																													
12																													

pH Adjustment Log for Preserved Samples

Sample ID	Type of Preservative	pH upon receipt	Date preservation adjusted	Time preservation adjusted	Amount of Preservative added	Lot #

Note: Whenever there is a discrepancy affecting North Carolina compliance samples, a copy of this form will be sent to the North Carolina DENR Certification Office (i.e. Out of hold, incorrect preservative, out of temp, incorrect containers.

Pace® Location Requested (City/State):

Pace Analytical Charlotte
5800 Kincey Ave. Suite 100, Huntersville, NC 28078

CHAIN-OF-CUSTODY Analytical Request Document

Chain-of-Custody is a LEGAL DOCUMENT - Complete all relevant fields

LAB USE ONLY- Affix Workorder/Login Label Here

Scan QR Code for instructions

Company Name: Georgia Power - Bowen	Contact/Report To: Kristen Jurinko, Anthony Szwast
Street Address: 241 Ralph McGill Blvd NE, Atlanta, GA 30308	Phone #: (470) 217-0008
	E-Mail: knjurink@southernco.com
	Cc E-Mail: Laura Midkiff, Ben Hodges, Mike Smilley, Noelia Gangi
Customer Project #:	Invoice to: Account Payable
Project Name: Bowen AP-1	Invoice E-mail: georgiapowerinvoices@southernco.com
Site Collection Info/Facility ID (as applicable):	Purchase Order # (if applicable): GPC82474-0007
	Quote #:
Time Zone Collected: [ ] AK [ ] PT [ ] MT [ ] CT [X] ET	County / State origin of sample(s): Georgia
Data Deliverables: [ ] Level II [ ] Level III [ ] Level IV ( ) EQUIS [ ] Other	Regulatory Program (DW, RCRA, etc.) as applicable: Reportable [ ] Yes [ ] No
	Rush (Pre-approval required): [ ] Same Day [ ] 1 Day [ ] 2 Day [ ] 3 Day Other 5 DAY RUSH
	Date Results Requested:
	DW PWSID # or WW Permit # as applicable:
	Field Filtered (if applicable): [ ] Yes [ ] No
	Analysis:

Specify Container Size **: 3

Identify Container Preservative Type***: 2

Analysis Requested

**Container Size: (1) 1L, (2) 500mL, (3) 250mL, (4) 125mL, (5) 100mL, (6) 40mL vial, (7) EnCore, (8) TerraCore, (9) 90mL, (10) Other

*** Preservative Types: (1) None, (2) HNO3, (3) H2SO4, (4) HCl, (5) NaOH, (6) Zn Acetate, (7) NaHSO4, (8) Sod. Thiosulfate, (9) Ascorbic Acid, (10) MeOH, (11) Other

* Matrix Codes (Insert in Matrix box below): Drinking Water (DW), Ground Water (GW), Wastewater (WW), Product (P), Soil/Solid (SS), Oil (OL), Wipe (WP), Tissue (TS), Bioassay (B), Vapor (V), Surface Water (SW), Sediment (SED), Sludge (SL), Caulk (CK), Leachate (LL), Biosolid (BS), Other (OT)

Customer Sample ID	Matrix *	Comp / Grab	Composite Start Date	Composite Start Time	Collected or Composite End Date	Collected or Composite End Time	# Cont.	Residual Chlorine Result	Residual Chlorine Units	Boron, Cobalt	Sample Comment
BOW-PT-02	WG	G					1			X	00
BOW-PT-03	WG	G			1/30/24	1226	1			X	001
BOW-AP1-FD-01	WG	G			1/30/24	-	1			X	002
BOW-AP1-FB-01	WQ	G			1/30/24	1546	1			X	003
BOW-AP1-FB-01	WQ	G			1/30/24	1557	1			X	004
BOW-AP1-EB-	WQ	G					1			X	
BOW-AP1-EB-	WQ	G					1			X	

Lab Use Only: Proj. Mgr: Bonnie Vang; AcctNum / Client ID:; Table #:; Profile / Template: 16507; Prelog / Bottle Ord. ID: EZ 3057871

Preservation non-conformance identified for sample.

Additional Instructions from Pace®:
Task Code: BOW-CCR-CA-20240209

Collected By: Printed Name: Kevin Stephenson, William Leaker, Jay Siewert
Signature: [signature] Resolute Environmental

Customer Remarks / Special Conditions / Possible Hazards:

Coolers: Thermometer ID: Correction Factor (°C): Obs. Temp. (°C): Corrected Temp. (°C): [ ] On Ice

Relinquished by/Company: (Signature)	Date/Time:	Received by/Company: (Signature)	Date/Time:	Tracking Number:
[signature] / Pace	1/31/24 1040	Kyan Williams / Pace	1/31/24 1040	
Kyan Williams / Pace	1/31/24 1325	[signature] - Pace	1/31/24 13:25	Delivered by: [ ] In-Person [ ] Courier [ ] FedEx [ ] UPS [ ] Other
Relinquished by/Company: (Signature)	Date/Time:	Received by/Company: (Signature)	Date/Time:	
Relinquished by/Company: (Signature)	Date/Time:	Received by/Company: (Signature)	Date/Time:	Page: 1 of 1

Submitting a sample via this chain of custody constitutes acknowledgment and acceptance of the Pace® Terms and Conditions found at https://www.pacelabs.com/resource-library/resource/pace-terms-and-conditions/

Pace Analytical Services, LLC
9800 Kincey Ave. Suite 100
Huntersville, NC 28078
(704)875-9092

February 20, 2024

Kristen Jurinko
Southern Co.
241 Ralph McGill Blvd NE
Bin 10160
Atlanta, GA 30308

RE: Project: Bown AP-1 (CA)
Pace Project No.: 92712824

Dear Kristen Jurinko:

Enclosed are the analytical results for sample(s) received by the laboratory on February 09, 2024. The results relate only to the samples included in this report. Results reported herein conform to the applicable TNI/NELAC Standards and the laboratory's Quality Manual, where applicable, unless otherwise noted in the body of the report.

The test results provided in this final report were generated by each of the following laboratories within the Pace Network:

- Pace Analytical Services - Peachtree Corners, GA

If you have any questions concerning this report, please feel free to contact me.

Sincerely,

Bonnie Vang
bonnie.vang@pacelabs.com
704-977-0968
Project Manager

Enclosures

cc: Whitney Law, Geosyntec
Laura Midkiff, Southern Co.
Caroline Nelson, Geosyntec
Anthony Szwast, Geosyntec

This report shall not be reproduced, except in full,
without the written consent of Pace Analytical Services, LLC.

Pace Analytical Services, LLC
9800 Kincey Ave. Suite 100
Huntersville, NC 28078
(704)875-9092

CERTIFICATIONS

Project: Bown AP-1 (CA)
Pace Project No.: 92712824

Pace Analytical Services Peachtree Corners
110 Technology Pkwy, Peachtree Corners, GA 30092
Florida DOH Certification #: E87315
Georgia DW Inorganics Certification #: 812
North Carolina Certification #: 381
South Carolina Certification #: 98011001
Virginia Certification #: 460204

REPORT OF LABORATORY ANALYSIS

This report shall not be reproduced, except in full,
without the written consent of Pace Analytical Services, LLC.

Pace Analytical Services, LLC
9800 Kincey Ave. Suite 100
Huntersville, NC 28078
(704)875-9092

SAMPLE SUMMARY

Project: Bown AP-1 (CA)
Pace Project No.: 92712824

Lab ID	Sample ID	Matrix	Date Collected	Date Received
92712824001	**BOW-PT-02**	Water	02/08/24 14:03	02/09/24 12:47

REPORT OF LABORATORY ANALYSIS

This report shall not be reproduced, except in full,
without the written consent of Pace Analytical Services, LLC.

Pace Analytical Services, LLC
9800 Kincey Ave. Suite 100
Huntersville, NC 28078
(704)875-9092

SAMPLE ANALYTE COUNT

Project: Bown AP-1 (CA)
Pace Project No.: 92712824

Lab ID	Sample ID	Method	Analysts	Analytes Reported
92712824001	**BOW-PT-02**	EPA 6020B	MT1	2

PASI-GA = Pace Analytical Services - Peachtree Corners, GA

This report shall not be reproduced, except in full,
without the written consent of Pace Analytical Services, LLC.

Pace Analytical Services, LLC
9800 Kincey Ave. Suite 100
Huntersville, NC 28078
(704)875-9092

SUMMARY OF DETECTION

Project: Bown AP-1 (CA)
Pace Project No.: 92712824

Lab Sample ID / Method	Client Sample ID / Parameters	Result	Units	Report Limit	Analyzed	Qualifiers
92712824001	**BOW-PT-02**					
EPA 6020B	Boron	14.3	mg/L	2.0	02/19/24 13:02	
EPA 6020B	Cobalt	0.0043J	mg/L	0.0050	02/16/24 18:04	

REPORT OF LABORATORY ANALYSIS

This report shall not be reproduced, except in full,
without the written consent of Pace Analytical Services, LLC.

Pace Analytical Services, LLC
9800 Kincey Ave. Suite 100
Huntersville, NC 28078
(704)875-9092

ANALYTICAL RESULTS

Project: Bown AP-1 (CA)
Pace Project No.: 92712824

Sample: BOW-PT-02 **Lab ID: 92712824001** Collected: 02/08/24 14:03 Received: 02/09/24 12:47 Matrix: Water

Parameters	Results	Units	Report Limit	MDL	DF	Prepared	Analyzed	CAS No.	Qual
6020 MET ICPMS	Analytical Method: EPA 6020B Preparation Method: EPA 3005A Pace Analytical Services - Peachtree Corners, GA								
Boron	**14.3**	mg/L	2.0	0.60	50	02/10/24 10:55	02/19/24 13:02	7440-42-8	
Cobalt	**0.0043J**	mg/L	0.0050	0.00032	1	02/10/24 10:55	02/16/24 18:04	7440-48-4	

REPORT OF LABORATORY ANALYSIS

This report shall not be reproduced, except in full,
without the written consent of Pace Analytical Services, LLC.

Pace Analytical Services, LLC
9800 Kincey Ave. Suite 100
Huntersville, NC 28078
(704)875-9092

QUALITY CONTROL DATA

Project: Bown AP-1 (CA)
Pace Project No.: 92712824

QC Batch: 831526
QC Batch Method: EPA 3005A
Analysis Method: EPA 6020B
Analysis Description: 6020 MET
Laboratory: Pace Analytical Services - Peachtree Corners, GA

Associated Lab Samples: 92712824001

METHOD BLANK: 4297535 Matrix: Water
Associated Lab Samples: 92712824001

Parameter	Units	Blank Result	Reporting Limit	MDL	Analyzed	Qualifiers
Boron	mg/L	ND	0.040	0.012	02/16/24 15:41	
Cobalt	mg/L	ND	0.0050	0.00032	02/16/24 15:41	

LABORATORY CONTROL SAMPLE: 4297536

Parameter	Units	Spike Conc.	LCS Result	LCS % Rec	% Rec Limits	Qualifiers
Boron	mg/L	1	1.1	106	80-120	
Cobalt	mg/L	0.1	0.095	95	80-120	

MATRIX SPIKE & MATRIX SPIKE DUPLICATE: 4297537 4297538

Parameter	Units	92711015034 Result	MS Spike Conc.	MSD Spike Conc.	MS Result	MSD Result	MS % Rec	MSD % Rec	% Rec Limits	RPD	Max RPD	Qual
Boron	mg/L	0.016J	1	1	1.1	1.1	111	108	75-125	2	20	
Cobalt	mg/L	0.00095J	0.1	0.1	0.099	0.10	98	99	75-125	0	20	

Results presented on this page are in the units indicated by the "Units" column except where an alternate unit is presented to the right of the result.

REPORT OF LABORATORY ANALYSIS

This report shall not be reproduced, except in full,
without the written consent of Pace Analytical Services, LLC.

Pace Analytical Services, LLC
9800 Kincey Ave. Suite 100
Huntersville, NC 28078
(704)875-9092

QUALIFIERS

Project: Bown AP-1 (CA)
Pace Project No.: 92712824

DEFINITIONS

DF - Dilution Factor, if reported, represents the factor applied to the reported data due to dilution of the sample aliquot.

ND - Not Detected at or above adjusted reporting limit.

TNTC - Too Numerous To Count

J - Estimated concentration above the adjusted method detection limit and below the adjusted reporting limit.

MDL - Adjusted Method Detection Limit.

PQL - Practical Quantitation Limit.

RL - Reporting Limit - The lowest concentration value that meets project requirements for quantitative data with known precision and bias for a specific analyte in a specific matrix.

S - Surrogate

1,2-Diphenylhydrazine decomposes to and cannot be separated from Azobenzene using Method 8270. The result for each analyte is a combined concentration.

Consistent with EPA guidelines, unrounded data are displayed and have been used to calculate % recovery and RPD values.

LCS(D) - Laboratory Control Sample (Duplicate)

MS(D) - Matrix Spike (Duplicate)

DUP - Sample Duplicate

RPD - Relative Percent Difference

NC - Not Calculable.

SG - Silica Gel - Clean-Up

U - Indicates the compound was analyzed for, but not detected.

Acid preservation may not be appropriate for 2 Chloroethylvinyl ether.

A separate vial preserved to a pH of 4-5 is recommended in SW846 Chapter 4 for the analysis of Acrolein and Acrylonitrile by EPA Method 8260.

N-Nitrosodiphenylamine decomposes and cannot be separated from Diphenylamine using Method 8270. The result reported for each analyte is a combined concentration.

Reported results are not rounded until the final step prior to reporting. Therefore, calculated parameters that are typically reported as "Total" may vary slightly from the sum of the reported component parameters.

Pace Analytical is TNI accredited. Contact your Pace PM for the current list of accredited analytes.

TNI - The NELAC Institute.

This report shall not be reproduced, except in full,
without the written consent of Pace Analytical Services, LLC.

Pace Analytical Services, LLC
9800 Kincey Ave. Suite 100
Huntersville, NC 28078
(704)875-9092

QUALITY CONTROL DATA CROSS REFERENCE TABLE

Project: Bown AP-1 (CA)
Pace Project No.: 92712824

Lab ID	Sample ID	QC Batch Method	QC Batch	Analytical Method	Analytical Batch
92712824001	**BOW-PT-02**	EPA 3005A	831526	EPA 6020B	831589

This report shall not be reproduced, except in full,
without the written consent of Pace Analytical Services, LLC.

Pace® Location Requested (City/State):

Pace Analytical Charlotte
9800 Kincey Ave. Suite 300, Huntersville, NC 28078

CHAIN-OF-CUSTODY Analytical Request Document

Chain-of-Custody is a LEGAL DOCUMENT - Complete all relevant fields

LAB USE ONLY- Affix Workorder/Login Label Here

WO# : 92712824

92712824

Company Name: Georgia Power - Bowen	Contact/Report To: Kristen Jurinko, Anthony Szwast
Street Address: 241 Ralph McGill Blvd NE, Atlanta, GA 30308	Phone #: (470) 217-0008
	E-Mail: knjurink@southernco.com
Customer Project #:	Cc E-Mail: Laura Midkiff, Ben Hodges, Mike Smilley, Noelia Gangi
Project Name: Bowen AP-1	Invoice to: Account Payable
Site Collection Info/Facility ID (as applicable):	Invoice E-mail: georgiapowerinvoices@southernco.com
	Purchase Order # (if applicable): GPC82474-0007
Time Zone Collected: [ ] AK [ ] PT [ ] MT [ ] CT [X] ET	Quote #:
Data Deliverables: [ ] Level II [ ] Level III [ ] Level IV [ ] EQUIS [ ] Other	County / State origin of sample(s): Georgia
	Regulatory Program (DW, RCRA, etc.) as applicable: Reportable [ ] Yes [ ] No
	Rush (Pre-approval required): [ ] Same Day [ ] 1 Day [ ] 2 Day [ ] 3 Day Other ____ Date Results Requested:
	DW PWSID # or WW Permit # as applicable:
	Field Filtered (if applicable): [ ] Yes [ ] No
	Analysis:

Specify Container Size**

Identify Container Preservative Type***

Analysis Requested

(1) 500mL, (2) 250mL, (3) 125mL, (5) 100mL, (6) 40mL vial, (7) EnCore, (8) TerraCore, (9) 90mL, (10) Other

*** Preservative Types: (1) None, (2) HNO3, (3) H2SO4, (4) HCl, (5) NaOH, (6) Zn Acetate, (7) NaHSO4, (8) Sod. Thiosulfate, (9) Ascorbic Acid, (10) MeOH, (11) Other

Lab Use Only

Proj. Mgr: Bonnie Vang

AcctNum / Client ID:

Table #:

Profile / Template: 16507

Prelog / Bottle Ord. ID: EZ 3057871

Preservation non-conformance identified for sample.

* Matrix Codes (Insert in Matrix box below): Drinking Water (DW), Ground Water (GW), Wastewater (WW), Product (P), Soil/Solid (SS), Oil (OL), Wipe (WP), Tissue (TS), Bioassay (B), Vapor (V), Surface Water (SW), Sediment (SED), Sludge (SL), Caulk (CK), Leachate (LL), Biosolid (BS), Other (OT)

Customer Sample ID	Matrix *	Comp / Grab	Composite Start Date	Composite Start Time	Collected or Composite End Date	Collected or Composite End Time	# Cont.	Residual Chlorine Result	Residual Chlorine Units	Boron, Cobalt	Sample Comment
BOW-PT-02	WG	G			2/8/24	1403	1			X	
BOW-PT-03	WG	G					1			X	
BOW-AP1-FD-01	WG	G					1			X	
BOW-AP1-FB-	WQ	G					1			X	
BOW-AP1-FB-	WQ	G					1			X	
BOW-AP1-EB-	WQ	G					1			X	
BOW-AP1-EB-	WQ	G					1			X	
							1			X	

Additional Instructions from Pace®:
Task Code: BOW-CCR-CA-20240209

Collected By:
Printed Name: Kevin Stephenson, William Lasker, Jay Siewert
Signature:
Resolute Environmental

Customer Remarks / Special Conditions / Possible Hazards:

Coolers: Thermometer ID: Correction Factor (°C): Obs. Temp. (°C): Corrected Temp. (°C): [ ] On Ice

Relinquished by/Company: (Signature)	Date/Time: 2/9/24 1247	Received by/Company: (Signature) Ryan Williams / Pace	Date/Time: 2/9/24 1247
Relinquished by/Company: (Signature) Ryan Williams / Pace	Date/Time: 2/9/24 1536	Received by/Company: (Signature)	Date/Time: 2/9/24 1537
Relinquished by/Company: (Signature)	Date/Time:	Received by/Company: (Signature)	Date/Time:
Relinquished by/Company: (Signature)	Date/Time:	Received by/Company: (Signature)	Date/Time:

Tracking Number:

Delivered by: [ ] In- Person [ ] Courier [ ] FedEX [ ] UPS [ ] Other

Page: 1 of 1

Submitting a sample via this chain of custody constitutes acknowledgment and acceptance of the Pace® Terms and Conditions found at https://www.pacelabs.com/resource-library/resource/pace-terms-and-conditions/

Pace ANALYTICAL SERVICES

DC#_Title: ENV-FRM-HUN1-0083 v03_Sample Condition Upon Receipt

Effective Date: 12/01/2023

Laboratory receiving samples:

Asheville ☐ Eden ☐ Greenwood ☐ Huntersville ☐ Raleigh ☐ Mechanicsville ☐ Atlanta ☑ Kernersville ☐

Sample Condition Upon Receipt

Client Name: Gc Power

Project #: **WO#: 92712824**

PM: BV Due Date: 02/23/24

CLIENT: 92-GP-BOWLF

Courier: ☐ Commercial ☐ Fed Ex ☑ Pace ☐ UPS ☐ USPS ☐ Other:____ ☐ Client

Custody Seal Present? ☑ Yes ☐ No **Seals Intact?** ☑ Yes ☐ No ☐ N/A

Date/Initials Person Examining Contents: 2/9/24 SC

Packing Material: ☑ Bubble Wrap ☐ Bubble Bags ☐ None ☐ Other

Biological Tissue Frozen? ☐ Yes ☐ No ☑ N/A

Thermometer: ☑ IR Gun ID: 230

Type of Ice: ☑ Wet ☐ Blue ☐ None

Cooler Temp: 1.9

Correction Factor: Add/Subtract (°C) +0.1

Cooler Temp Corrected (°C): 2.0

Temp should be above freezing to 6°C

☐ Samples out of temp criteria. Samples on ice, cooling process has begun

USDA Regulated Soil (☐ N/A, water sample)

Did samples originate in a quarantine zone within the United States: CA, NY, or SC (check maps)? ☐ Yes ☐ No

Did samples originate from a foreign source (internationally, including Hawaii and Puerto Rico)? ☐ Yes ☐ No

				Comments/Discrepancy:
Chain of Custody Present?	☑ Yes	☐ No	☐ N/A	1.
Samples Arrived within Hold Time?	☑ Yes	☐ No	☐ N/A	2.
Short Hold Time Analysis (<72 hr.)?	☐ Yes	☑ No	☐ N/A	3.
Rush Turn Around Time Requested?	☐ Yes	☑ No	☐ N/A	4.
Sufficient Volume?	☑ Yes	☐ No	☐ N/A	5.
Correct Containers Used?	☑ Yes	☐ No	☐ N/A	6.
-Pace Containers Used?	☑ Yes	☐ No	☐ N/A	
Containers Intact?	☑ Yes	☐ No	☐ N/A	7.
Dissolved analysis: Samples Field Filtered? 2/5/24 SC	~~☑ Yes~~	☐ No	☑ N/A	8.
Sample Labels Match COC?	☑ Yes	☐ No	☐ N/A	9.
-Includes Date/Time/ID/Analysis Matrix: C				
Headspace in VOA Vials (>5-6mm)?	☐ Yes	☐ No	☑ N/A	10.
Trip Blank Present?	☐ Yes	☐ No	☑ N/A	11.
Trip Blank Custody Seals Present?	☐ Yes	☐ No	☑ N/A	

COMMENTS/SAMPLE DISCREPANCY

Field Data Required? ☐ Yes ☐ No

Lot ID of split containers:

CLIENT NOTIFICATION/RESOLUTION

Person contacted: _____ Date/Time: _____

Project Manager SCURF Review: _____ **Date:** _____

Project Manager SRF Review: _____ **Date:** _____

Pace ANALYTICAL SERVICES

DC#_Title: ENV-FRM-HUN1-0083 v03_Sample Condition Upon Receipt

Effective Date: 12/01/2023

***Check mark top half of box if pH and/or dechlorination is verified and within the acceptance range for preservation samples.**

Exceptions: VOA, Coliform, TOC, Oil and Grease, DRO/8015 (water) DOC, LLHg

****Bottom half of box is to list number of bottles**

*****Check all unpreserved Nitrates for chlorine**

Project # **WO# : 92712824**

PM: BV Due Date: 02/23/24

CLIENT: 92-GP-BOWLF

Item#	BP4U-125 mL Plastic Unpreserved (N/A) (Cl-)	BP3U-250 mL Plastic Unpreserved (N/A)	BP2U-500 mL Plastic Unpreserved (N/A)	BP1U-1 liter Plastic Unpreserved (N/A)	BP4S-125 mL Plastic H2SO4 (pH < 2) (Cl-)	BP3N-250 mL plastic HNO3 (pH < 2)	BP4Z-125 mL Plastic ZN Acetate & NaOH (>9)	BP4B-125 mL Plastic NaOH (pH > 12) (Cl-)	WGFU-Wide-mouthed Glass jar Unpreserved	AG1U-1 liter Amber Unpreserved (N/A) (Cl-)	AG1H-1 liter Amber HCl (pH < 2)	AG3U-250 mL Amber Unpreserved (N/A) (Cl-)	AG1S-1 liter Amber H2SO4 (pH < 2)	AG3S-250 mL Amber H2SO4 (pH < 2)	DG94-40 mL Amber NH4Cl (N/A)(Cl-)	DG9H-40 mL VOA HCl (N/A)	VG9T-40 mL VOA Na2S2O3 (N/A)	VG9U-40 mL VOA Unpreserved (N/A)	DG9V-40 mL VOA H3PO4 (N/A)	KP7U-50 mL Plastic Unpreserved (N/A)	V/GK (3 vials per kit)-VPH/Gas kit (N/A)	SP5T-125 mL Sterile Plastic (N/A – lab)	SP2T-250 mL Sterile Plastic (N/A – lab)		BP3R-250 mL Plastic (NH2)2SO4 (9.3-9.7)	AG0U-100 mL Amber Unpreserved (N/A) (Cl-)	VSGU-20 mL Scintillation vials (N/A)	DG9U-40 mL Amber Unpreserved vials (N/A)
1																													
2																													
3																													
4																													
5																													
6																													
7																													
8																													
9																													
10																													
11																													
12																													

pH Adjustment Log for Preserved Samples

Sample ID	Type of Preservative	pH upon receipt	Date preservation adjusted	Time preservation adjusted	Amount of Preservative added	Lot #

Note: Whenever there is a discrepancy affecting North Carolina compliance samples, a copy of this form will be sent to the North Carolina DENR Certification Office (i.e. Out of hold, incorrect preservative, out of temp, incorrect containers.

Pace Analytical Services, LLC
9800 Kincey Ave. Suite 100
Huntersville, NC 28078
(704)875-9092

April 15, 2024

Kristen Jurinko
Southern Co.
241 Ralph McGill Blvd NE
Bin 10160
Atlanta, GA 30308

RE: Project: Bowen AP-1 (CA)
Pace Project No.: 92723469

Dear Kristen Jurinko:

Enclosed are the analytical results for sample(s) received by the laboratory on April 04, 2024. The results relate only to the samples included in this report. Results reported herein conform to the applicable TNI/NELAC Standards and the laboratory's Quality Manual, where applicable, unless otherwise noted in the body of the report.

The test results provided in this final report were generated by each of the following laboratories within the Pace Network:

- Pace Analytical Services - Peachtree Corners, GA

If you have any questions concerning this report, please feel free to contact me.

Sincerely,

Bonnie Vang
bonnie.vang@pacelabs.com
704-977-0968
Project Manager

Enclosures

cc: Whitney Law, Geosyntec
Laura Midkiff, Southern Co.
Caroline Nelson, Geosyntec
Anthony Szwast, Geosyntec

This report shall not be reproduced, except in full,
without the written consent of Pace Analytical Services, LLC.

Pace Analytical Services, LLC
9800 Kincey Ave. Suite 100
Huntersville, NC 28078
(704)875-9092

CERTIFICATIONS

Project: Bowen AP-1 (CA)
Pace Project No.: 92723469

Pace Analytical Services Peachtree Corners
110 Technology Pkwy, Peachtree Corners, GA 30092
Florida DOH Certification #: E87315
Georgia DW Inorganics Certification #: 812
North Carolina Certification #: 381
South Carolina Certification #: 98011001
Virginia Certification #: 460204

REPORT OF LABORATORY ANALYSIS

This report shall not be reproduced, except in full,
without the written consent of Pace Analytical Services, LLC.

Pace Analytical Services, LLC
9800 Kincey Ave. Suite 100
Huntersville, NC 28078
(704)875-9092

SAMPLE SUMMARY

Project: Bowen AP-1 (CA)
Pace Project No.: 92723469

Lab ID	Sample ID	Matrix	Date Collected	Date Received
92723469001	**BOW-PT-02**	Water	04/03/24 13:15	04/04/24 10:44
92723469002	**BOW-PT-03**	Water	04/03/24 12:46	04/04/24 10:44
92723469003	**BOW-BGWC-22**	Water	04/03/24 11:30	04/04/24 10:44
92723469004	**BOW-AP1-FD-01**	Water	04/03/24 00:00	04/04/24 10:44
92723469005	**BOW-AP1-FB-01**	Water	04/03/24 16:06	04/04/24 10:44
92723469006	**BOW-AP1-EB-01**	Water	04/03/24 16:06	04/04/24 10:44

REPORT OF LABORATORY ANALYSIS

This report shall not be reproduced, except in full,
without the written consent of Pace Analytical Services, LLC.

Pace Analytical Services, LLC
9800 Kincey Ave. Suite 100
Huntersville, NC 28078
(704)875-9092

SAMPLE ANALYTE COUNT

Project: Bowen AP-1 (CA)
Pace Project No.: 92723469

Lab ID	Sample ID	Method	Analysts	Analytes Reported
92723469001	**BOW-PT-02**	EPA 6020B	CW1, MT1	2
92723469002	**BOW-PT-03**	EPA 6020B	CW1, MT1	2
92723469003	**BOW-BGWC-22**	EPA 6020B	CW1, MT1	2
92723469004	**BOW-AP1-FD-01**	EPA 6020B	CW1, MT1	2
92723469005	**BOW-AP1-FB-01**	EPA 6020B	CW1, MT1	2
92723469006	**BOW-AP1-EB-01**	EPA 6020B	CW1	2

PASI-GA = Pace Analytical Services - Peachtree Corners, GA

This report shall not be reproduced, except in full,
without the written consent of Pace Analytical Services, LLC.

Pace Analytical Services, LLC
9800 Kincey Ave. Suite 100
Huntersville, NC 28078
(704)875-9092

SUMMARY OF DETECTION

Project: Bowen AP-1 (CA)
Pace Project No.: 92723469

Lab Sample ID / Method	Client Sample ID / Parameters	Result	Units	Report Limit	Analyzed	Qualifiers
92723469001	**BOW-PT-02**					
EPA 6020B	Boron	13.6	mg/L	2.0	04/10/24 15:18	
EPA 6020B	Cobalt	0.0053	mg/L	0.0050	04/09/24 18:11	
92723469002	**BOW-PT-03**					
EPA 6020B	Boron	4.8	mg/L	0.20	04/12/24 17:05	M1
EPA 6020B	Cobalt	0.0011J	mg/L	0.0050	04/09/24 18:15	
92723469003	**BOW-BGWC-22**					
EPA 6020B	Boron	15.6	mg/L	2.0	04/10/24 15:22	
EPA 6020B	Cobalt	0.012	mg/L	0.0050	04/09/24 18:29	
92723469004	**BOW-AP1-FD-01**					
EPA 6020B	Boron	15.5	mg/L	2.0	04/10/24 15:25	
EPA 6020B	Cobalt	0.012	mg/L	0.0050	04/09/24 18:33	
92723469006	**BOW-AP1-EB-01**					
EPA 6020B	Boron	0.026J	mg/L	0.040	04/09/24 18:48	

REPORT OF LABORATORY ANALYSIS

This report shall not be reproduced, except in full,
without the written consent of Pace Analytical Services, LLC.

Pace Analytical Services, LLC
9800 Kincey Ave. Suite 100
Huntersville, NC 28078
(704)875-9092

ANALYTICAL RESULTS

Project: Bowen AP-1 (CA)
Pace Project No.: 92723469

Sample: BOW-PT-02 **Lab ID: 92723469001** Collected: 04/03/24 13:15 Received: 04/04/24 10:44 Matrix: Water

Parameters	Results	Units	Report Limit	MDL	DF	Prepared	Analyzed	CAS No.	Qual
6020 MET ICPMS	Analytical Method: EPA 6020B Preparation Method: EPA 3005A Pace Analytical Services - Peachtree Corners, GA								
Boron	**13.6**	mg/L	2.0	0.60	50	04/05/24 13:11	04/10/24 15:18	7440-42-8	
Cobalt	**0.0053**	mg/L	0.0050	0.00032	1	04/05/24 13:11	04/09/24 18:11	7440-48-4	

REPORT OF LABORATORY ANALYSIS

This report shall not be reproduced, except in full,
without the written consent of Pace Analytical Services, LLC.

Pace Analytical Services, LLC
9800 Kincey Ave. Suite 100
Huntersville, NC 28078
(704)875-9092

ANALYTICAL RESULTS

Project: Bowen AP-1 (CA)
Pace Project No.: 92723469

Sample: BOW-PT-03 **Lab ID: 92723469002** Collected: 04/03/24 12:46 Received: 04/04/24 10:44 Matrix: Water

Parameters	Results	Units	Report Limit	MDL	DF	Prepared	Analyzed	CAS No.	Qual
6020 MET ICPMS	Analytical Method: EPA 6020B Preparation Method: EPA 3005A Pace Analytical Services - Peachtree Corners, GA								
Boron	**4.8**	mg/L	0.20	0.060	5	04/05/24 13:11	04/12/24 17:05	7440-42-8	M1
Cobalt	**0.0011J**	mg/L	0.0050	0.00032	1	04/05/24 13:11	04/09/24 18:15	7440-48-4	

REPORT OF LABORATORY ANALYSIS

This report shall not be reproduced, except in full,
without the written consent of Pace Analytical Services, LLC.

Pace Analytical Services, LLC
9800 Kincey Ave. Suite 100
Huntersville, NC 28078
(704)875-9092

ANALYTICAL RESULTS

Project: Bowen AP-1 (CA)
Pace Project No.: 92723469

Sample: BOW-BGWC-22 **Lab ID: 92723469003** Collected: 04/03/24 11:30 Received: 04/04/24 10:44 Matrix: Water

Parameters	Results	Units	Report Limit	MDL	DF	Prepared	Analyzed	CAS No.	Qual
6020 MET ICPMS	Analytical Method: EPA 6020B Preparation Method: EPA 3005A Pace Analytical Services - Peachtree Corners, GA								
Boron	**15.6**	mg/L	2.0	0.60	50	04/05/24 13:11	04/10/24 15:22	7440-42-8	
Cobalt	**0.012**	mg/L	0.0050	0.00032	1	04/05/24 13:11	04/09/24 18:29	7440-48-4	

REPORT OF LABORATORY ANALYSIS

This report shall not be reproduced, except in full,
without the written consent of Pace Analytical Services, LLC.

Pace Analytical Services, LLC
9800 Kincey Ave. Suite 100
Huntersville, NC 28078
(704)875-9092

ANALYTICAL RESULTS

Project: Bowen AP-1 (CA)
Pace Project No.: 92723469

Sample: BOW-AP1-FD-01 **Lab ID: 92723469004** Collected: 04/03/24 00:00 Received: 04/04/24 10:44 Matrix: Water

Parameters	Results	Units	Report Limit	MDL	DF	Prepared	Analyzed	CAS No.	Qual
6020 MET ICPMS	Analytical Method: EPA 6020B Preparation Method: EPA 3005A Pace Analytical Services - Peachtree Corners, GA								
Boron	**15.5**	mg/L	2.0	0.60	50	04/05/24 13:11	04/10/24 15:25	7440-42-8	
Cobalt	**0.012**	mg/L	0.0050	0.00032	1	04/05/24 13:11	04/09/24 18:33	7440-48-4	

REPORT OF LABORATORY ANALYSIS

This report shall not be reproduced, except in full,
without the written consent of Pace Analytical Services, LLC.

Pace Analytical Services, LLC
9800 Kincey Ave. Suite 100
Huntersville, NC 28078
(704)875-9092

ANALYTICAL RESULTS

Project: Bowen AP-1 (CA)
Pace Project No.: 92723469

Sample: BOW-AP1-FB-01 **Lab ID: 92723469005** Collected: 04/03/24 16:06 Received: 04/04/24 10:44 Matrix: Water

Parameters	Results	Units	Report Limit	MDL	DF	Prepared	Analyzed	CAS No.	Qual
6020 MET ICPMS	Analytical Method: EPA 6020B Preparation Method: EPA 3005A Pace Analytical Services - Peachtree Corners, GA								
Boron	ND	mg/L	0.040	0.012	1	04/05/24 13:11	04/10/24 15:14	7440-42-8	
Cobalt	ND	mg/L	0.0050	0.00032	1	04/05/24 13:11	04/09/24 18:37	7440-48-4	

REPORT OF LABORATORY ANALYSIS

This report shall not be reproduced, except in full,
without the written consent of Pace Analytical Services, LLC.

Pace Analytical Services, LLC
9800 Kincey Ave. Suite 100
Huntersville, NC 28078
(704)875-9092

ANALYTICAL RESULTS

Project: Bowen AP-1 (CA)
Pace Project No.: 92723469

Sample: BOW-AP1-EB-01 **Lab ID: 92723469006** Collected: 04/03/24 16:06 Received: 04/04/24 10:44 Matrix: Water

Parameters	Results	Units	Report Limit	MDL	DF	Prepared	Analyzed	CAS No.	Qual
6020 MET ICPMS	Analytical Method: EPA 6020B Preparation Method: EPA 3005A Pace Analytical Services - Peachtree Corners, GA								
Boron	**0.026J**	mg/L	0.040	0.012	1	04/05/24 13:11	04/09/24 18:48	7440-42-8	
Cobalt	ND	mg/L	0.0050	0.00032	1	04/05/24 13:11	04/09/24 18:48	7440-48-4	

REPORT OF LABORATORY ANALYSIS

This report shall not be reproduced, except in full,
without the written consent of Pace Analytical Services, LLC.

Pace Analytical Services, LLC
9800 Kincey Ave. Suite 100
Huntersville, NC 28078
(704)875-9092

QUALITY CONTROL DATA

Project: Bowen AP-1 (CA)
Pace Project No.: 92723469

QC Batch: 844744
QC Batch Method: EPA 3005A
Analysis Method: EPA 6020B
Analysis Description: 6020 MET
Laboratory: Pace Analytical Services - Peachtree Corners, GA
Associated Lab Samples: 92723469001, 92723469002, 92723469003, 92723469004, 92723469005, 92723469006

METHOD BLANK: 4362508 Matrix: Water
Associated Lab Samples: 92723469001, 92723469002, 92723469003, 92723469004, 92723469005, 92723469006

Parameter	Units	Blank Result	Reporting Limit	MDL	Analyzed	Qualifiers
Boron	mg/L	ND	0.040	0.012	04/09/24 18:04	
Cobalt	mg/L	ND	0.0050	0.00032	04/09/24 18:04	

LABORATORY CONTROL SAMPLE: 4362509

Parameter	Units	Spike Conc.	LCS Result	LCS % Rec	% Rec Limits	Qualifiers
Boron	mg/L	1	1.0	100	80-120	
Cobalt	mg/L	0.1	0.099	99	80-120	

MATRIX SPIKE & MATRIX SPIKE DUPLICATE: 4362510 4362511

Parameter	Units	92723469002 Result	MS Spike Conc.	MSD Spike Conc.	MS Result	MSD Result	MS % Rec	MSD % Rec	% Rec Limits	RPD	Max RPD	Qual
Boron	mg/L	4.8	1	1	5.6	5.4	81	61	75-125	4	20	M1
Cobalt	mg/L	0.0011J	0.1	0.1	0.098	0.098	97	97	75-125	1	20	

Results presented on this page are in the units indicated by the "Units" column except where an alternate unit is presented to the right of the result.

REPORT OF LABORATORY ANALYSIS

This report shall not be reproduced, except in full,
without the written consent of Pace Analytical Services, LLC.

Pace Analytical Services, LLC
9800 Kincey Ave. Suite 100
Huntersville, NC 28078
(704)875-9092

QUALIFIERS

Project: Bowen AP-1 (CA)
Pace Project No.: 92723469

DEFINITIONS

DF - Dilution Factor, if reported, represents the factor applied to the reported data due to dilution of the sample aliquot.

ND - Not Detected at or above adjusted reporting limit.

TNTC - Too Numerous To Count

J - Estimated concentration above the adjusted method detection limit and below the adjusted reporting limit.

MDL - Adjusted Method Detection Limit.

PQL - Practical Quantitation Limit.

RL - Reporting Limit - The lowest concentration value that meets project requirements for quantitative data with known precision and bias for a specific analyte in a specific matrix.

S - Surrogate

1,2-Diphenylhydrazine decomposes to and cannot be separated from Azobenzene using Method 8270. The result for each analyte is a combined concentration.

Consistent with EPA guidelines, unrounded data are displayed and have been used to calculate % recovery and RPD values.

LCS(D) - Laboratory Control Sample (Duplicate)

MS(D) - Matrix Spike (Duplicate)

DUP - Sample Duplicate

RPD - Relative Percent Difference

NC - Not Calculable.

SG - Silica Gel - Clean-Up

U - Indicates the compound was analyzed for, but not detected.

Acid preservation may not be appropriate for 2 Chloroethylvinyl ether.

A separate vial preserved to a pH of 4-5 is recommended in SW846 Chapter 4 for the analysis of Acrolein and Acrylonitrile by EPA Method 8260.

N-Nitrosodiphenylamine decomposes and cannot be separated from Diphenylamine using Method 8270. The result reported for each analyte is a combined concentration.

Reported results are not rounded until the final step prior to reporting. Therefore, calculated parameters that are typically reported as "Total" may vary slightly from the sum of the reported component parameters.

Pace Analytical is TNI accredited. Contact your Pace PM for the current list of accredited analytes.

TNI - The NELAC Institute.

ANALYTE QUALIFIERS

M1 Matrix spike recovery exceeded QC limits. Batch accepted based on laboratory control sample (LCS) recovery.

This report shall not be reproduced, except in full,
without the written consent of Pace Analytical Services, LLC.

Pace Analytical Services, LLC
9800 Kincey Ave. Suite 100
Huntersville, NC 28078
(704)875-9092

QUALITY CONTROL DATA CROSS REFERENCE TABLE

Project: Bowen AP-1 (CA)
Pace Project No.: 92723469

Lab ID	Sample ID	QC Batch Method	QC Batch	Analytical Method	Analytical Batch
92723469001	**BOW-PT-02**	EPA 3005A	844744	EPA 6020B	844844
92723469002	**BOW-PT-03**	EPA 3005A	844744	EPA 6020B	844844
92723469003	**BOW-BGWC-22**	EPA 3005A	844744	EPA 6020B	844844
92723469004	**BOW-AP1-FD-01**	EPA 3005A	844744	EPA 6020B	844844
92723469005	**BOW-AP1-FB-01**	EPA 3005A	844744	EPA 6020B	844844
92723469006	**BOW-AP1-EB-01**	EPA 3005A	844744	EPA 6020B	844844

This report shall not be reproduced, except in full,
without the written consent of Pace Analytical Services, LLC.

Pace	DC#_Title: ENV-FRM-HUN1-0083 v03_Sample Condition Upon Receipt
	Effective Date: 12/01/2023

Laboratory receiving samples:
Asheville ☐ Eden ☐ Greenwood ☐ Huntersville ☐ Raleigh ☐ Mechanicsville ☐ Atlanta ☑ Kernersville ☐

Sample Condition Upon Receipt

Client Name: GA Power

Project #: WO# : 92723469

92723469

Courier: ☐ Commercial ☑ Fed Ex ☐ UPS ☐ USPS ☐ Client ☑ Pace ☐ Other:____

Custody Seal Present? ☐ Yes ☑ No Seals Intact? ☐ Yes ☐ No ☑ N/A

Date/Initials Person Examining Contents: 4/24/24 CAD

Packing Material: ☐ Bubble Wrap ☐ Bubble Bags ☑ None ☐ Other

Biological Tissue Frozen? ☐ Yes ☐ No ☑ N/A

Thermometer: ☑ IR Gun ID: 083

Type of Ice: ☑ Wet ☐ Blue ☐ None

Cooler Temp: 4.8 Correction Factor: Add/Subtract (°C) 0.0

Temp should be above freezing to 6°C
☐ Samples out of temp criteria. Samples on ice, cooling process has begun

Cooler Temp Corrected (°C): 4.8

USDA Regulated Soil (☐ N/A, water sample)
Did samples originate in a quarantine zone within the United States: CA, NY, or SC (check maps)? ☐ Yes ☐ No

Did samples originate from a foreign source (internationally, including Hawaii and Puerto Rico)? ☐ Yes ☐ No

				Comments/Discrepancy:
Chain of Custody Present?	☑ Yes	☐ No	☐ N/A	1.
Samples Arrived within Hold Time?	☑ Yes	☐ No	☐ N/A	2.
Short Hold Time Analysis (<72 hr.)?	☐ Yes	☑ No	☐ N/A	3.
Rush Turn Around Time Requested?	☐ Yes	☑ No	☐ N/A	4.
Sufficient Volume?	☑ Yes	☐ No	☐ N/A	5.
Correct Containers Used?	☑ Yes	☐ No	☐ N/A	6.
-Pace Containers Used?	☐ Yes	☐ No	☐ N/A	
Containers Intact?	☑ Yes	☐ No	☐ N/A	7.
Dissolved analysis: Samples Field Filtered?	☐ Yes	☐ No	☑ N/A	8.
Sample Labels Match COC?	☑ Yes	☐ No	☐ N/A	9.
-Includes Date/Time/ID/Analysis Matrix: W				
Headspace in VOA Vials (>5-6mm)?	☐ Yes	☐ No	☑ N/A	10.
Trip Blank Present?	☐ Yes	☐ No	☑ N/A	11.
Trip Blank Custody Seals Present?	☐ Yes	☐ No	☑ N/A	

Field Data Required? ☐ Yes ☐ No

COMMENTS/SAMPLE DISCREPANCY

Lot ID of split containers:

CLIENT NOTIFICATION/RESOLUTION

Person contacted: Date/Time:

Project Manager SCURF Review: Date:

Project Manager SRF Review: Date:

Pace ANALYTICAL SERVICES	DC#_Title: ENV-FRM-HUN1-0083 v03_Sample Condition Upon Receipt
	Effective Date: 12/01/2023

WO# : 92723469

PM: BV **Due Date: 04/18/24**

CLIENT: 92-GP-BOWLF

***Check mark top half of box if pH and/or dechlorination is verified and within the acceptance range for preservation samples.**

Exceptions: VOA, Coliform, TOC, Oil and Grease, DRO/8015 (water) DOC, LLHg

Project #

****Bottom half of box is to list number of bottles**

*****Check all unpreserved Nitrates for chlorine**

Item#	BP4U-125 mL Plastic Unpreserved (N/A) (Cl-)	BP3U-250 mL Plastic Unpreserved (N/A)	BP2U-500 mL Plastic Unpreserved (N/A)	BP1U-1 liter Plastic Unpreserved (N/A)	BP4S-125 mL Plastic H2SO4 (pH < 2) (Cl-)	BP3N-250 mL plastic HNO3 (pH < 2)	BP4Z-125 mL Plastic ZN Acetate & NaOH (>9)	BP4B-125 mL Plastic NaOH (pH > 12) (Cl-)	WGFU-Wide-mouthed Glass jar Unpreserved	AG1U-1 liter Amber Unpreserved (N/A) (Cl-)	AG1H-1 liter Amber HCl (pH < 2)	AG3U-250 mL Amber Unpreserved (N/A) (Cl-)	AG1S-1 liter Amber H2SO4 (pH < 2)	AG3S-250 mL Amber H2SO4 (pH < 2)	DG94-40 mL Amber NH4Cl (N/A)(Cl-)	DG9H-40 mL VOA HCl (N/A)	VG9T-40 mL VOA Na2S2O3 (N/A)	VG9U-40 mL VOA Unpreserved (N/A)	DG9V-40 mL VOA H3PO4 (N/A)	KP7U-50 mL Plastic Unpreserved (N/A)	V/GK (3 vials per kit)-VPH/Gas kit (N/A)	SP5T-125 mL Sterile Plastic (N/A – lab)	SP2T-250 mL Sterile Plastic (N/A – lab)		BP3R-250 mL Plastic (NH2)2SO4 (9.3-9.7)	AG0U-100 mL Amber Unpreserved (N/A) (Cl-)	VSGU-20 mL Scintillation vials (N/A)	DG9U-40 mL Amber Unpreserved vials (N/A)
1						V																							
2						V																							
3						V																							
4						V																							
5						V																							
6						V																							
7																													
8																													
9																													
10																													
11																													
12																													

pH Adjustment Log for Preserved Samples						
Sample ID	Type of Preservative	pH upon receipt	Date preservation adjusted	Time preservation adjusted	Amount of Preservative added	Lot #

Note: Whenever there is a discrepancy affecting North Carolina compliance samples, a copy of this form will be sent to the North Carolina DENR Certification Office (i.e. Out of hold, incorrect preservative, out of temp, incorrect containers.

Pace® Location Requested (City/State):

Pace Analytical Charlotte
9800 Kincey Ave. Suite 100, Huntersville, NC 28078

CHAIN-OF-CUSTODY Analytical Request Document

Chain-of-Custody is a LEGAL DOCUMENT - Complete all relevant fields

LAB USE ONLY- Affix Workorder/Login Label Here

92723469

Scan QR Code for instructions

Company Name: Georgia Power - Bowen	Contact/Report To: Kristen Jurinko, Anthony Szwast
Street Address: 241 Ralph McGill Blvd NE, Atlanta, GA 30308	Phone #: (470) 217-0008
	E-Mail: knjurink@southernco.com
	Cc E-Mail: Laura Midkiff, Ben Hodges, Mike Smilley, Noelia Gangi
Customer Project #:	Invoice to: Account Payable
Project Name: Bowen AP-1	Invoice E-mail: georgiapowerinvoices@southernco.com
Site Collection Info/Facility ID (as applicable):	Purchase Order # (if applicable): GPC82474-0007
	Quote #:
Time Zone Collected: [ ] AK [ ] PT [ ] MT [ ] CT [X] ET	County / State origin of sample(s): Georgia
Data Deliverables: [ ] Level II [ ] Level III [ ] Level IV [ ] EQUIS [ ] Other	Regulatory Program (DW, RCRA, etc.) as applicable: Reportable [ ] Yes [ ] No
	Rush (Pre-approval required): [ ] Same Day [ ] 1 Day [ ] 2 Day [ ] 3 Day Other ____ Date Results Requested:
	DW PWSID # or WW Permit # as applicable: Field Filtered (if applicable): [ ] Yes [ ] No Analysis:

Specify Container Size **: 3

Identify Container Preservative Type***: 2

Analysis Requested

**Container Size: (1) 1L, (2) 500mL, (3) 250mL, (4) 125mL, (5) 100mL, (6) 40mL vial, (7) EnCore, (8) TerraCore, (9) 90mL, (10) Other

*** Preservative Types: (1) None, (2) HNO3, (3) H2SO4, (4) HCl, (5) NaOH, (6) Zn Acetate, (7) NaHSO4, (8) Sod. Thiosulfate, (9) Ascorbic Acid, (10) MeOH, (11) Other

* Matrix Codes (Insert in Matrix box below): Drinking Water (DW), Ground Water (GW), Wastewater (WW), Product (P), Soil/Solid (SS), Oil (OL), Wipe (WP), Tissue (TS), Bioassay (B), Vapor (V), Surface Water (SW), Sediment (SED), Sludge (SL), Caulk (CK), Leachate (LL), Biosolid (BS), Other (OT)

Customer Sample ID	Matrix *	Comp / Grab	Composite Start Date	Composite Start Time	Collected or Composite End Date	Collected or Composite End Time	# Cont.	Residual Chlorine Result	Residual Chlorine Units	Boron, Cobalt	Sample Comment	Preservation non-conformance identified for sample.
BOW-PT-02	WG	G			4/3/24	1315	1			X	001	
BOW-PT-03	WG	G			4/3/24	1246	1			X	002	
BOW-BGWC-22	WG	G			4/3/24	1130	1			X	003	
BOW-AP1-FD-01	WG	G			4/3/24	—	1			X	004	
BOW-AP1-FB-01	WQ	G			4/3/24	1606	1			X	005	
BOW-AP1-FB-	WQ	G					1			X		
BOW-AP1-EB-01	WQ	G			4/3/24	1606	1			X	006	
BOW-AP1-EB-	WQ	G					1			X		

Lab Use Only: Proj. Mgr: Bonnie Vang; AcctNum / Client ID:; Table #:; Profile / Template: 16507; Prelog / Bottle Ord. ID: EZ 3057871

Additional Instructions from Pace®:
Task Code: BOW-CCR-CA-20240403

Collected By: Printed Name: Jay Siewert, Natalie Piparo
Signature: Resolute Environmental

Customer Remarks / Special Conditions / Possible Hazards:

Coolers: Thermometer ID: Correction Factor (°C): Obs. Temp. (°C): Corrected Temp. (°C): [ ] On Ice

Relinquished by/Company: (Signature)	Date/Time:	Received by/Company: (Signature)	Date/Time:	Tracking Number:
	4/4/24 1044	Lyan Williams / Pace	4/4/24 1044	
Relinquished by/Company: (Signature) Lyan Williams / Pace	4/4/24 1350		4/4/24 1350	Delivered by: [ ] In-Person [ ] Courier [ ] FedEx [ ] UPS [ ] Other
Relinquished by/Company: (Signature)	Date/Time:	Received by/Company: (Signature)	Date/Time:	
Relinquished by/Company: (Signature)	Date/Time:	Received by/Company: (Signature)	Date/Time:	Page: 1 of 1

Submitting a sample via this chain of custody constitutes acknowledgment and acceptance of the Pace® Terms and Conditions found at https://www.pacelabs.com/resource-library/resource/pace-terms-and-conditions/

ENV-FRM-CORQ-0019_v02_110123 ©

Pace Analytical Services, LLC
9800 Kincey Ave. Suite 100
Huntersville, NC 28078
(704)875-9092

June 11, 2024

Kristen Jurinko
Southern Co.
241 Ralph McGill Blvd NE
Bin 10160
Atlanta, GA 30308

RE: Project: Plant Bowen AP-1 PT Background
Pace Project No.: 92732634

Dear Kristen Jurinko:

Enclosed are the analytical results for sample(s) received by the laboratory on May 23, 2024. The results relate only to the samples included in this report. Results reported herein conform to the applicable TNI/NELAC Standards and the laboratory's Quality Manual, where applicable, unless otherwise noted in the body of the report.

The test results provided in this final report were generated by each of the following laboratories within the Pace Network:

- Pace Analytical Services - Peachtree Corners, GA

Revision 1: Sample ID's amended to show "AP1."

If you have any questions concerning this report, please feel free to contact me.

Sincerely,

Bonnie Vang
bonnie.vang@pacelabs.com
704-977-0968
Project Manager

Enclosures

cc: Whitney Law, Geosyntec
Laura Midkiff, Southern Co.
Caroline Nelson, Geosyntec
Anthony Szwast, Geosyntec

This report shall not be reproduced, except in full,
without the written consent of Pace Analytical Services, LLC.

Pace Analytical Services, LLC
9800 Kincey Ave. Suite 100
Huntersville, NC 28078
(704)875-9092

CERTIFICATIONS

Project: Plant Bowen AP-1 PT Background
Pace Project No.: 92732634

Pace Analytical Services Peachtree Corners
110 Technology Pkwy, Peachtree Corners, GA 30092
Florida DOH Certification #: E87315
Georgia DW Inorganics Certification #: 812
North Carolina Certification #: 381
South Carolina Certification #: 98011001
Virginia Certification #: 460204

REPORT OF LABORATORY ANALYSIS

This report shall not be reproduced, except in full,
without the written consent of Pace Analytical Services, LLC.

Pace Analytical Services, LLC
9800 Kincey Ave. Suite 100
Huntersville, NC 28078
(704)875-9092

SAMPLE SUMMARY

Project: Plant Bowen AP-1 PT Background
Pace Project No.: 92732634

Lab ID	Sample ID	Matrix	Date Collected	Date Received
92732634001	**BOW-PT-02**	Water	05/22/24 10:45	05/23/24 08:25
92732634002	**BOW-PT-03**	Water	05/22/24 10:47	05/23/24 08:25
92732634003	**BOW-BGWC-22**	Water	05/22/24 12:05	05/23/24 08:25
92732634004	**BOW-AP1-FD-01**	Water	05/22/24 00:00	05/23/24 08:25
92732634005	**BOW-AP1-FB-01**	Water	05/22/24 11:30	05/23/24 08:25
92732634006	**BOW-AP1-EB-01**	Water	05/22/24 11:35	05/23/24 08:25

This report shall not be reproduced, except in full,
without the written consent of Pace Analytical Services, LLC.

Pace Analytical Services, LLC
9800 Kincey Ave. Suite 100
Huntersville, NC 28078
(704)875-9092

SAMPLE ANALYTE COUNT

Project: Plant Bowen AP-1 PT Background
Pace Project No.: 92732634

Lab ID	Sample ID	Method	Analysts	Analytes Reported
92732634001	**BOW-PT-02**	EPA 6020B	MT1	2
92732634002	**BOW-PT-03**	EPA 6020B	MT1	2
92732634003	**BOW-BGWC-22**	EPA 6020B	MT1	2
92732634004	**BOW-AP1-FD-01**	EPA 6020B	MT1	2
92732634005	**BOW-AP1-FB-01**	EPA 6020B	MT1	2
92732634006	**BOW-AP1-EB-01**	EPA 6020B	MT1	2

PASI-GA = Pace Analytical Services - Peachtree Corners, GA

REPORT OF LABORATORY ANALYSIS

This report shall not be reproduced, except in full,
without the written consent of Pace Analytical Services, LLC.

Pace Analytical Services, LLC
9800 Kincey Ave. Suite 100
Huntersville, NC 28078
(704)875-9092

SUMMARY OF DETECTION

Project: Plant Bowen AP-1 PT Background
Pace Project No.: 92732634

Lab Sample ID / Method	Client Sample ID / Parameters	Result	Units	Report Limit	Analyzed	Qualifiers
92732634001	**BOW-PT-02**					
EPA 6020B	Boron	16.1	mg/L	0.20	06/05/24 13:43	M1
EPA 6020B	Cobalt	0.011	mg/L	0.0050	06/04/24 15:57	
92732634002	**BOW-PT-03**					
EPA 6020B	Boron	4.0	mg/L	0.040	06/04/24 16:14	
EPA 6020B	Cobalt	0.0014J	mg/L	0.0050	06/04/24 16:14	
92732634003	**BOW-BGWC-22**					
EPA 6020B	Boron	15.9	mg/L	0.20	06/05/24 13:56	
EPA 6020B	Cobalt	0.017	mg/L	0.0050	06/04/24 16:18	
92732634004	**BOW-AP1-FD-01**					
EPA 6020B	Boron	3.9	mg/L	0.040	06/04/24 16:22	
EPA 6020B	Cobalt	0.0014J	mg/L	0.0050	06/04/24 16:22	
92732634005	**BOW-AP1-FB-01**					
EPA 6020B	Boron	0.015J	mg/L	0.040	06/04/24 16:26	

REPORT OF LABORATORY ANALYSIS

This report shall not be reproduced, except in full,
without the written consent of Pace Analytical Services, LLC.

Pace Analytical Services, LLC
9800 Kincey Ave. Suite 100
Huntersville, NC 28078
(704)875-9092

ANALYTICAL RESULTS

Project: Plant Bowen AP-1 PT Background
Pace Project No.: 92732634

Sample: BOW-PT-02 **Lab ID: 92732634001** Collected: 05/22/24 10:45 Received: 05/23/24 08:25 Matrix: Water

Parameters	Results	Units	Report Limit	MDL	DF	Prepared	Analyzed	CAS No.	Qual
6020 MET ICPMS	Analytical Method: EPA 6020B Preparation Method: EPA 3005A Pace Analytical Services - Peachtree Corners, GA								
Boron	**16.1**	mg/L	0.20	0.060	5	05/31/24 16:57	06/05/24 13:43	7440-42-8	M1
Cobalt	**0.011**	mg/L	0.0050	0.00032	1	05/31/24 16:57	06/04/24 15:57	7440-48-4	

REPORT OF LABORATORY ANALYSIS

This report shall not be reproduced, except in full,
without the written consent of Pace Analytical Services, LLC.

Pace Analytical Services, LLC
9800 Kincey Ave. Suite 100
Huntersville, NC 28078
(704)875-9092

ANALYTICAL RESULTS

Project: Plant Bowen AP-1 PT Background
Pace Project No.: 92732634

Sample: BOW-PT-03 **Lab ID: 92732634002** Collected: 05/22/24 10:47 Received: 05/23/24 08:25 Matrix: Water

Parameters	Results	Units	Report Limit	MDL	DF	Prepared	Analyzed	CAS No.	Qual
6020 MET ICPMS	Analytical Method: EPA 6020B Preparation Method: EPA 3005A Pace Analytical Services - Peachtree Corners, GA								
Boron	**4.0**	mg/L	0.040	0.012	1	05/31/24 16:57	06/04/24 16:14	7440-42-8	
Cobalt	**0.0014J**	mg/L	0.0050	0.00032	1	05/31/24 16:57	06/04/24 16:14	7440-48-4	

REPORT OF LABORATORY ANALYSIS

This report shall not be reproduced, except in full,
without the written consent of Pace Analytical Services, LLC.

Pace Analytical Services, LLC
9800 Kincey Ave. Suite 100
Huntersville, NC 28078
(704)875-9092

ANALYTICAL RESULTS

Project: Plant Bowen AP-1 PT Background
Pace Project No.: 92732634

Sample: BOW-BGWC-22 **Lab ID: 92732634003** Collected: 05/22/24 12:05 Received: 05/23/24 08:25 Matrix: Water

Parameters	Results	Units	Report Limit	MDL	DF	Prepared	Analyzed	CAS No.	Qual
6020 MET ICPMS	Analytical Method: EPA 6020B Preparation Method: EPA 3005A Pace Analytical Services - Peachtree Corners, GA								
Boron	**15.9**	mg/L	0.20	0.060	5	05/31/24 16:57	06/05/24 13:56	7440-42-8	
Cobalt	**0.017**	mg/L	0.0050	0.00032	1	05/31/24 16:57	06/04/24 16:18	7440-48-4	

REPORT OF LABORATORY ANALYSIS

This report shall not be reproduced, except in full,
without the written consent of Pace Analytical Services, LLC.

Pace Analytical Services, LLC
9800 Kincey Ave. Suite 100
Huntersville, NC 28078
(704)875-9092

ANALYTICAL RESULTS

Project: Plant Bowen AP-1 PT Background
Pace Project No.: 92732634

Sample: BOW-AP1-FD-01 **Lab ID: 92732634004** Collected: 05/22/24 00:00 Received: 05/23/24 08:25 Matrix: Water

Parameters	Results	Units	Report Limit	MDL	DF	Prepared	Analyzed	CAS No.	Qual
6020 MET ICPMS	Analytical Method: EPA 6020B Preparation Method: EPA 3005A Pace Analytical Services - Peachtree Corners, GA								
Boron	**3.9**	mg/L	0.040	0.012	1	05/31/24 16:57	06/04/24 16:22	7440-42-8	
Cobalt	**0.0014J**	mg/L	0.0050	0.00032	1	05/31/24 16:57	06/04/24 16:22	7440-48-4	

REPORT OF LABORATORY ANALYSIS

This report shall not be reproduced, except in full,
without the written consent of Pace Analytical Services, LLC.

Pace Analytical Services, LLC
9800 Kincey Ave. Suite 100
Huntersville, NC 28078
(704)875-9092

ANALYTICAL RESULTS

Project: Plant Bowen AP-1 PT Background
Pace Project No.: 92732634

Sample: BOW-AP1-FB-01 **Lab ID: 92732634005** Collected: 05/22/24 11:30 Received: 05/23/24 08:25 Matrix: Water

Parameters	Results	Units	Report Limit	MDL	DF	Prepared	Analyzed	CAS No.	Qual
6020 MET ICPMS	Analytical Method: EPA 6020B Preparation Method: EPA 3005A Pace Analytical Services - Peachtree Corners, GA								
Boron	**0.015J**	mg/L	0.040	0.012	1	05/31/24 16:57	06/04/24 16:26	7440-42-8	
Cobalt	ND	mg/L	0.0050	0.00032	1	05/31/24 16:57	06/04/24 16:26	7440-48-4	

REPORT OF LABORATORY ANALYSIS

This report shall not be reproduced, except in full,
without the written consent of Pace Analytical Services, LLC.

Pace Analytical Services, LLC
9800 Kincey Ave. Suite 100
Huntersville, NC 28078
(704)875-9092

ANALYTICAL RESULTS

Project: Plant Bowen AP-1 PT Background
Pace Project No.: 92732634

Sample: BOW-AP1-EB-01 **Lab ID: 92732634006** Collected: 05/22/24 11:35 Received: 05/23/24 08:25 Matrix: Water

Parameters	Results	Units	Report Limit	MDL	DF	Prepared	Analyzed	CAS No.	Qual
6020 MET ICPMS	Analytical Method: EPA 6020B Preparation Method: EPA 3005A Pace Analytical Services - Peachtree Corners, GA								
Boron	ND	mg/L	0.040	0.012	1	05/31/24 16:57	06/04/24 16:47	7440-42-8	
Cobalt	ND	mg/L	0.0050	0.00032	1	05/31/24 16:57	06/04/24 16:47	7440-48-4	

REPORT OF LABORATORY ANALYSIS

This report shall not be reproduced, except in full,
without the written consent of Pace Analytical Services, LLC.

Pace Analytical Services, LLC
9800 Kincey Ave. Suite 100
Huntersville, NC 28078
(704)875-9092

QUALITY CONTROL DATA

Project: Plant Bowen AP-1 PT Background
Pace Project No.: 92732634

QC Batch: 858301
QC Batch Method: EPA 3005A
Analysis Method: EPA 6020B
Analysis Description: 6020 MET
Laboratory: Pace Analytical Services - Peachtree Corners, GA
Associated Lab Samples: 92732634001, 92732634002, 92732634003, 92732634004, 92732634005, 92732634006

METHOD BLANK: 4427464 Matrix: Water
Associated Lab Samples: 92732634001, 92732634002, 92732634003, 92732634004, 92732634005, 92732634006

Parameter	Units	Blank Result	Reporting Limit	MDL	Analyzed	Qualifiers
Boron	mg/L	ND	0.040	0.012	06/04/24 15:49	
Cobalt	mg/L	ND	0.0050	0.00032	06/04/24 15:49	

LABORATORY CONTROL SAMPLE: 4427465

Parameter	Units	Spike Conc.	LCS Result	LCS % Rec	% Rec Limits	Qualifiers
Boron	mg/L	1	0.98	98	80-120	
Cobalt	mg/L	0.1	0.096	96	80-120	

MATRIX SPIKE & MATRIX SPIKE DUPLICATE: 4427466 4427467

Parameter	Units	92732634001 Result	MS Spike Conc.	MSD Spike Conc.	MS Result	MSD Result	MS % Rec	MSD % Rec	% Rec Limits	RPD	Max RPD	Qual
Boron	mg/L	16.1	1	1	17.8	17.4	179	137	75-125	2	20	M1
Cobalt	mg/L	0.011	0.1	0.1	0.11	0.11	103	99	75-125	3	20	

Results presented on this page are in the units indicated by the "Units" column except where an alternate unit is presented to the right of the result.

REPORT OF LABORATORY ANALYSIS

This report shall not be reproduced, except in full,
without the written consent of Pace Analytical Services, LLC.

Pace Analytical Services, LLC
9800 Kincey Ave. Suite 100
Huntersville, NC 28078
(704)875-9092

QUALIFIERS

Project: Plant Bowen AP-1 PT Background
Pace Project No.: 92732634

DEFINITIONS

DF - Dilution Factor, if reported, represents the factor applied to the reported data due to dilution of the sample aliquot.

ND - Not Detected at or above adjusted reporting limit.

TNTC - Too Numerous To Count

J - Estimated concentration above the adjusted method detection limit and below the adjusted reporting limit.

MDL - Adjusted Method Detection Limit.

PQL - Practical Quantitation Limit.

RL - Reporting Limit - The lowest concentration value that meets project requirements for quantitative data with known precision and bias for a specific analyte in a specific matrix.

S - Surrogate

1,2-Diphenylhydrazine decomposes to and cannot be separated from Azobenzene using Method 8270. The result for each analyte is a combined concentration.

Consistent with EPA guidelines, unrounded data are displayed and have been used to calculate % recovery and RPD values.

LCS(D) - Laboratory Control Sample (Duplicate)

MS(D) - Matrix Spike (Duplicate)

DUP - Sample Duplicate

RPD - Relative Percent Difference

NC - Not Calculable.

SG - Silica Gel - Clean-Up

U - Indicates the compound was analyzed for, but not detected.

Acid preservation may not be appropriate for 2 Chloroethylvinyl ether.

A separate vial preserved to a pH of 4-5 is recommended in SW846 Chapter 4 for the analysis of Acrolein and Acrylonitrile by EPA Method 8260.

N-Nitrosodiphenylamine decomposes and cannot be separated from Diphenylamine using Method 8270. The result reported for each analyte is a combined concentration.

Reported results are not rounded until the final step prior to reporting. Therefore, calculated parameters that are typically reported as "Total" may vary slightly from the sum of the reported component parameters.

Pace Analytical is TNI accredited. Contact your Pace PM for the current list of accredited analytes.

TNI - The NELAC Institute.

ANALYTE QUALIFIERS

M1 Matrix spike recovery exceeded QC limits. Batch accepted based on laboratory control sample (LCS) recovery.

This report shall not be reproduced, except in full,
without the written consent of Pace Analytical Services, LLC.

Pace Analytical Services, LLC
9800 Kincey Ave. Suite 100
Huntersville, NC 28078
(704)875-9092

QUALITY CONTROL DATA CROSS REFERENCE TABLE

Project: Plant Bowen AP-1 PT Background
Pace Project No.: 92732634

Lab ID	Sample ID	QC Batch Method	QC Batch	Analytical Method	Analytical Batch
92732634001	**BOW-PT-02**	EPA 3005A	858301	EPA 6020B	858345
92732634002	**BOW-PT-03**	EPA 3005A	858301	EPA 6020B	858345
92732634003	**BOW-BGWC-22**	EPA 3005A	858301	EPA 6020B	858345
92732634004	**BOW-AP1-FD-01**	EPA 3005A	858301	EPA 6020B	858345
92732634005	**BOW-AP1-FB-01**	EPA 3005A	858301	EPA 6020B	858345
92732634006	**BOW-AP1-EB-01**	EPA 3005A	858301	EPA 6020B	858345

This report shall not be reproduced, except in full,
without the written consent of Pace Analytical Services, LLC.

Pace ANALYTICAL SERVICES	DC#_Title: ENV-FRM-HUN1-0083 v03_Sample Condition Upon Receipt
	Effective Date: 12/01/2023

Laboratory receiving samples:

Asheville ☐ Eden ☐ Greenwood ☐ Huntersville ☐ Raleigh ☐ Mech[illegible] ☐ Atlanta ☑ Kernersville ☐

Sample Condition Upon Receipt

Client Name: GA-Power Bowen

Project #:

WO# : 92732634

92732634

Courier: ☐ Commercial ☑ Fed Ex ☐ UPS ☐ USPS ☐ Client ☑ Pace ☐ Other:____

Custody Seal Present? ☐ Yes ☑ No **Seals Intact?** ☐ Yes ☐ No ☑ N/A

Date/Initials Person Examining Contents: JG 5/23/24

Packing Material: ☑ Bubble Wrap ☐ Bubble Bags ☐ None ☐ Other

Biological Tissue Frozen? ☐ Yes ☐ No ☑ N/A

Thermometer: ☑ IR Gun ID: 214

Type of Ice: ☑ Wet ☐ Blue ☐ None

Cooler Temp: 4.4 **Correction Factor:** Add/Subtract (°C) +0.1

Temp should be above freezing to 6°C

☐ Samples out of temp criteria. Samples on ice, cooling process has begun

Cooler Temp Corrected (°C): 4.5

USDA Regulated Soil (☐ N/A, water sample)

Did samples originate in a quarantine zone within the United States: CA, NY, or SC (check maps)? ☐ Yes ☐ No

Did samples originate from a foreign source (internationally, including Hawaii and Puerto Rico)? ☐ Yes ☐ No

				Comments/Discrepancy:
Chain of Custody Present?	☑ Yes	☐ No	☐ N/A	1.
Samples Arrived within Hold Time?	☑ Yes	☐ No	☐ N/A	2.
Short Hold Time Analysis (<72 hr.)?	☐ Yes	☑ No	☐ N/A	3.
Rush Turn Around Time Requested?	☐ Yes	☑ No	☐ N/A	4.
Sufficient Volume?	☑ Yes	☐ No	☐ N/A	5.
Correct Containers Used?	☑ Yes	☐ No	☐ N/A	6.
-Pace Containers Used?	☑ Yes	☐ No	☐ N/A	
Containers Intact?	☑ Yes	☐ No	☐ N/A	7.
Dissolved analysis: Samples Field Filtered?	☐ Yes	☐ No	☑ N/A	8.
Sample Labels Match COC?	☑ Yes	☐ No	☐ N/A	9.
-Includes Date/Time/ID/Analysis Matrix: WT				
Headspace in VOA Vials (>5-6mm)?	☐ Yes	☐ No	☑ N/A	10.
Trip Blank Present?	☐ Yes	☐ No	☑ N/A	11.
Trip Blank Custody Seals Present?	☐ Yes	☐ No	☑ N/A	

COMMENTS/SAMPLE DISCREPANCY

Field Data Required? ☐ Yes ☐ No

Lot ID of split containers:

CLIENT NOTIFICATION/RESOLUTION

Person contacted: Date/Time:

Project Manager SCURF Review: Date:

Project Manager SRF Review: Date:

WO# : 92732634

PM: BV Due Date: 06/07/24

CLIENT: 92-GP-BOWLF

*Check mark top half of box if pH and/or dechlorination is verified and within the acceptance range for preservation samples.

Project #

Exceptions: VOA, Coliform, TOC, Oil and Grease, DRO/8015 (water) DOC, LLHg

**Bottom half of box is to list number of bottles

***Check all unpreserved Nitrates for chlorine

Item#	BP4U-125 mL Plastic Unpreserved (N/A) (Cl-)	BP3U-250 mL Plastic Unpreserved (N/A)	BP2U-500 mL Plastic Unpreserved (N/A)	BP1U-1 liter Plastic Unpreserved (N/A)	BP4S-125 mL Plastic H2SO4 (pH < 2) (Cl-)	BP3N-250 mL plastic HNO3 (pH < 2)	BP4Z-125 mL Plastic ZN Acetate & NaOH (>9)	BP4B-125 mL Plastic NaOH (pH > 12) (Cl-)	WGFU-Wide-mouthed Glass jar Unpreserved	AG1U-1 liter Amber Unpreserved (N/A) (Cl-)	AG1H-1 liter Amber HCl (pH < 2)	AG3U-250 mL Amber Unpreserved (N/A) (Cl-)	AG1S-1 liter Amber H2SO4 (pH < 2)	AG3S-250 mL Amber H2SO4 (pH < 2)	DG94-40 mL Amber NH4Cl (N/A)(Cl-)	DG9H-40 mL VOA HCl (N/A)	VG9T-40 mL VOA Na2S2O3 (N/A)	VG9U-40 mL VOA Unpreserved (N/A)	DG9V-40 mL VOA H3PO4 (N/A)	KP7U-50 mL Plastic Unpreserved (N/A)	V/GK (3 vials per kit)-VPH/Gas kit (N/A)	SP5T-125 mL Sterile Plastic (N/A – lab)	SP2T-250 mL Sterile Plastic (N/A – lab)		BP3R-250 mL Plastic (NH2)2SO4 (9.3-9.7)	AG0U-100 mL Amber Unpreserved (N/A) (Cl-)	VSGU-20 mL Scintillation vials (N/A)	DG9U-40 mL Amber Unpreserved vials (N/A)
1						1																							
2						1																							
3						1																							
4						1																							
5						1																							
6						1																							
7																													
8																													
9																													
10																													
11																													
12																													

pH Adjustment Log for Preserved Samples

Sample ID	Type of Preservative	pH upon receipt	Date preservation adjusted	Time preservation adjusted	Amount of Preservative added	Lot #

Note: Whenever there is a discrepancy affecting North Carolina compliance samples, a copy of this form will be sent to the North Carolina DENR Certification Office (i.e. Out of hold, incorrect preservative, out of temp, incorrect containers.

Pace® Location Requested (City/State):
Pace Analytical Charlotte
9800 Kincey Ave. Suite 100, Huntersville, NC 28078

CHAIN-OF-CUSTODY Analytical Request Document

Chain-of-Custody is a LEGAL DOCUMENT - Complete all relevant fields

LAB USE ONLY- Affix Workorder/Login Label Here

92732634

Scan QR Code for instructions

Company Name:	Georgia Power- Bowen	Contact/Report To:	Kristen Jurinko, Anthony Sandist
Street Address:	241 Ralph McGill Blvd NE, Atlanta, GA 30308	Phone #:	(470)217-0008
		E-Mail:	knjurink@southernco.com
Customer Project #:		Cc E-Mail:	
Project Name:	Plant Bowen AP-1 PT Background	Invoice To:	Account Payable
		Invoice E-Mail:	georgiapowerinvoices@southernco.com
Site Collection Info/Facility ID (as applicable):		Purchase Order # (if applicable):	GPC82474-0007
		Quote #:	

Time Zone Collected: [ ] AK [ ] PT [ ] MT [ ] CT [ ] ET

County / State origin of sample(s): Georgia

Data Deliverables: [ ] Level II [ ] Level III [ ] Level IV [ ] EQUIS [ ] Other

Regulatory Program (DW, RCRA, etc.) as applicable: Reportable [ ] Yes [ ] No

Rush (Pre-approval required): [ ] Same Day [ ] 1 Day [ ] 2 Day [ ] 3 Day [ ] Other

DW PWSID # or WW Permit # as applicable:

Date Results Requested:

Field Filtered (if applicable): [ ] Yes [ ] No

Analysis:

* Matrix Codes (Insert in Matrix box below): Drinking Water (DW), Ground Water (GW), Waste Water (WW), Product (P), Soil/Solid (SS), Oil (OL), Wipe (WP), Tissue (TS), Bioassay (B), Vapor (V), Surface Water (SW) Sediment (SED), Sludge (SL), Caulk (CK), Leachate (LL), Biosolid (BS), Other (OT)

Customer Sample ID	Matrix *	Comp / Grab	Composite Start Date	Composite Start Time	Collected or Composite End Date	Collected or Composite End Time	# Cont.	Res. Chlorine Results	Res. Chlorine Units	6020-B, Co	Sample Comment
BOW-PT-02	WT				5/22/24	1045	1			X	
BOW-PT-03	WT				5/22/24	1047	1			X	
BOW-BGWC-22	WT				5/22/24	1205	1			X	
BOW-AP-1-FD-01	WT				5/22/24	—	1			X	
BOW-AP-1-FB-01	WT				5/22/24	1130	1			X	
BOW-AP-1-FB-	WT									X	
BOW-AP-1-EB-01	WT				5/22/24	1135	1			X	
BOW-AP-1-EB-	WT									X	

Specify Container Size **: 3

Identify Container Preservative Type***: 2

** Container Size: (1) 1L, (2) 500mL, (3) 250mL, (4) 125mL, (5) 100mL, (6) 40mL vial, (7) EnCore, (8) TerraCore, (9) 90mL, (10) Other

*** Preservative Types: (1) None, (2) HNO3, (3) H2SO4, (4) HCl, (5) NaOH, (6) Zn Acetate, (7) NaHSO4, (8) Sod. Thiosulfate, (9) Ascorbic Acid, (10) MeOH, (11) Other

Analysis Requested

Lab Use Only

Proj. Mgr: Bonnie Vang

AcctNum / Client ID:

Table #:

Profile / Template: 16507

Prelog / Bottle Ord. ID: EZ 3107480

Preservation non-conformance identified for sample.

Additional Instructions from Pace®:
Task Code: ~~BOW-CCR-CA-20240520~~ JS
BOW-CCR-CA-20240522

Collected By: (Printed Name) Jay Sweet, Natalie Vipperman

Signature:

Customer Remarks / Special Conditions / Possible Hazards:

# Coolers:	Thermometer ID:	Correction Factor (°C):	Obs. Temp. (°C)	Corrected Temp. (°C)	On Ice:

Relinquished by/Company: (Signature)	Date/Time:	Received by/Company: (Signature)	Date/Time:	Tracking Number:
5/23/24 8:29		Lynn William / Pace	5/23/24 0825	
Lynn Williams / Pace	5/23/24 0915		5/23/24 0915	Delivered by: [ ] In-Person [ ] Courier [ ] FedEx [ ] UPS [ ] Other
Relinquished by/Company: (Signature)	Date/Time:	Received by/Company: (Signature)	Date/Time:	
Relinquished by/Company: (Signature)	Date/Time:	Received by/Company: (Signature)	Date/Time:	Page: 1 of 1

Submitting a sample via this chain of custody constitutes acknowledgment and acceptance of the Pace® Terms and Conditions found at https://www.pacelabs.com/resource-library/resource/pace-terms-and-conditions/

Data Validation Report

Geosyntec consultants

180A Market Place Boulevard
Knoxville, TN 37922
PH 865.330.0037
www.geosyntec.com

Memorandum

Date:	21 June 2024
To:	Whitney Law
From:	Ashley Wilson
CC:	K. Henderson
Subject:	**Stage 2A Data Validation - Level II Data Deliverables – Pace Analytical Services, LLC Project Numbers 92711015, 92711021 Revision 1, 92723474, 92723469 and 92732634**

SITE: Plant Bowen Ash Pond

INTRODUCTION

This report summarizes the findings of the Stage 2A data validation of forty-seven aqueous samples, seven field duplicates, five equipment blanks, and seven field blanks collected 30-31 January, 1-2 and 5-8 February, 3 April and 22 May 2024 as part of the Plant Bowen Ash Pond on-site sampling event.

The samples were analyzed at Pace Analytical Services, LLC, Peachtree Corners, Georgia, for the following analytical tests:

- Metals by United States (US) Environmental Protection Agency (EPA) Methods 3010A/6010D
- Metals by US EPA Methods 3005A/6020B
- Mercury by US EPA Method 7470A

The samples were analyzed at Pace Analytical Services, LLC, Asheville, North Carolina, for the following analytical tests:

- Anions (Chloride, Fluoride and Sulfate) by US EPA Method 300.0
- Alkalinity by Standard Method 2320B
- Total Dissolved Solids (TDS) by Standard Method 2540C
- Sulfide by Standard Method 4500-S2D

The samples were analyzed at Pace Analytical Services, LLC, Greensburg, Pennsylvania, for the following analytical tests:

- Radium-226 by US EPA Method 9315
- Radium-228 by US EPA Method 9320
- Total Radium by Calculation

EXECUTIVE SUMMARY

Overall, based on this Stage 2A data validation covering the quality control (QC) parameters listed below and based on the information provided, the data as qualified are usable for supporting project objectives. The qualified data should be used within the limitations of the qualifications.

The data were reviewed based on the pertinent methods referenced in the laboratory report, professional and technical judgment, and the following documents:

- United States (US) EPA Region IV Data Validation Standard Operating Procedures (US EPA Region IV, September 2011);
- USEPA National Functional Guidelines for Inorganic Superfund Methods Data Review, January 2017 (EPA 540-R-2017-001); and
- American National Standard, Verification and Validation of Radiological Data for use in Waste Management and Environmental Remediation, February 15, 2012 (ANSI/ANS-41.5-2012).

The following samples were analyzed and reported in the laboratory reports:

Laboratory IDs (92711015, 92711021, 92723474, 92723469 & 92732634)		**Client IDs**
92711015001	92711021001	BOW-BGWC-24
92711015002	92711021002	BOW-BGWC-36D
92711015003	92711021003	BOW-BGWC-43D
92711015004	92711021004	BOW-AP1-FD-01
92711015005	92711021005	BOW-AP1-FB-01
92711015006	92711021006	BOW-AP1-EB-01
92711015007	92711021007	BOW-BGWA-47D
92711015008	92711021008	BOW-BGWA-48D
92711015009	92711021009	BOW-BGWC-8
92711015010	92711021010	BOW-BGWC-9
92711015011	92711021011	BOW-BGWC-10
92711015012	92711021012	BOW-BGWC-12
92711015013	92711021013	BOW-BGWC-14A
92711015014	92711021014	BOW-BGWC-16
92711015015	92711021015	BOW-BGWC-17
92711015016	92711021016	BOW-BGWA-6
92711015017	92711021017	BOW-BGWC-44D
92711015018	92711021018	BOW-BGWC-50D
92711015019	92711021019	BOW-AP1-FB-02

Laboratory IDs (92711015, 92711021, 92723474, 92723469 & 92732634)		**Client IDs**
92711015020	92711021020	BOW-BGWC-7
92711015021	92711021021	BOW-BGWA-29
92711015022	92711021022	BOW-BGWC-18
92711015023	92711021023	BOW-BGWC-19
92711015024	92711021024	BOW-BGWC-20
92711015025	92711021025	BOW-BGWC-21
92711015026	92711021026	BOW-BGWC-31
92711015027	92711021027	BOW-BGWC-25
92711015028	92711021028	BOW-BGWC-34D
92711015029	92711021029	BOW-BGWC-51
92711015030	92711021030	BOW-BGWC-52
92711015031	92711021031	BOW-AP1-FD-03
92711015032	92711021032	BOW-AP1-FB-03
92711015033	92711021033	BOW-AP1-FD-02
92711015034	92711021034	BOW-BGWA-33
92711015035	92711021035	BOW-BGWA-2
92711015036	92711021036	BOW-BGWC-22
92711015037	92711021037	BOW-BGWC-23
92711015038	92711021038	BOW-BGWC-30

Laboratory IDs (92711015, 92711021, 92723474, 92723469 & 92732634)		Client IDs
92711015039	92711021039	BOW-BGWC-38D
92711015040	92711021040	BOW-BGWC-35D
92711015041	92711021041	BOW-BGWC-37D
92711015042	92711021042	BOW-BGWC-32
92711015043	92711021043	BOW-BGWC-49D
92711015044	92711021044	BOW-BGWC-40
92711015045	92711021045	BOW-BGWC-41D
92711015046	92711021046	BOW-BGWC-42D
92711015047	92711021047	BOW-BGWC-39
92711015048	92711021048	BOW-AP1-FD-04
92711015049	92711021049	BOW-AP1-FB-04
92711015050	92711021050	BOW-AP1-EB-02
Supplemental Sampling		
92723474001		BOW-BGWC-43D
92723474002		BOW-AP1-FD-01

Laboratory IDs (92711015, 92711021, 92723474, 92723469 & 92732634)	Client IDs
92723474003	BOW-AP1-FB-01
92723474004	BOW-AP1-EB-01
92723469001	BOW-PT-02
92723469002	BOW-PT-03
92723469003	BOW-BGWC-22
92723469004	BOW-AP1-FD-01
92723469005	BOW-AP1-FB-01
92723469006	BOW-AP1-EB-01
92732634001	BOW-PT-02
92732634002	BOW-PT-03
92732634003	BOW-BGWC-22
92732634004	BOW-AP1-FD-01
92732634005	BOW-AP1-FB-01
92732634006	BOW-AP1-EB-01

The samples were received within 0-6 degrees Celsius (ºC). No sample preservation issues were noted by the laboratory.

Laboratory report 92711021 was revised on March 21, 2024, to update the sample date for sample BOW-BGWA-33. The revised report was identified as 92711021 Revision 1.

1.0 METALS

The samples were analyzed for metals by US EPA methods 3010A/6010D and 3005A/6020B. (Mercury was evaluated separately in Section 2.0, below).

The areas of data review are listed below. A leading check mark (✓) indicates an area of review in which the data were acceptable. A preceding crossed circle (⊗) signifies areas where issues were raised during the course of the validation review and should be considered to determine any impact on data quality and usability.

✓ Overall Assessment
✓ Holding Time
⊗ Method Blank
✓ Matrix Spike/Matrix Spike Duplicate
✓ Laboratory Control Sample
✓ Field Blank
⊗ Equipment Blank
⊗ Field Duplicate
✓ Sensitivity

1.1 Overall Assessment

The metals data reported in this data set are considered usable for supporting project objectives. The results are considered valid; the analytical completeness defined as the ratio of the number of valid analytical results (valid analytical results include values qualified as estimated) to the total number of analytical results requested on samples submitted for this analysis, for this data set is 100%.

1.2 Holding Time

The holding time for the metals analysis of a preserved water sample is 180 days from sample collection to analysis. The holding times were met for the sample analyses.

1.3 Method Blank

Method blanks were analyzed at the proper frequency for the number and types of samples analyzed (one per batch of 20 samples). The metals were not detected in the method blanks at or above the method detection limits (MDLs), with the following exception.

Antimony (0.00084 mg/L) was detected at an estimated concentration greater than the MDL and less than the reporting limit (RL) in the method blank in batch 830824. Therefore, the estimated antimony concentrations in samples BOW-BGWC-25 and BOW-BGWC-31 were U qualified as not detected at the RL. Since antimony was not detected in the remaining associated samples, no additional qualifications were applied to the data.

Sample ID	Analyte	Laboratory Result (mg/L)	Laboratory Flag	Validation Result (mg/L)	Validation Qualifier*	Reason Code**
BOW-BGWC-25	Antimony	0.00058	J B	0.0030	U	BL1
BOW-BGWC-31	Antimony	0.0023	J B	0.0030	U	BL1

mg/L-milligrams per liter
B- Laboratory flag indicating the analyte was detected in the associated method blank
J - The result is less than the RL, but greater than or equal to the MDL, and the concentration is an approximate value
* Validation qualifiers are defined in Attachment 1 at the end of this report
**Reason codes are defined in Attachment 2 at the end of this report

1.4 Matrix Spike/Matrix Spike Duplicate (MS/MSD)

MS/MSDs were analyzed at the proper frequency for the number and types of samples analyzed (one per batch of 20 samples). Sample set specific MS/MSD pairs were reported, using samples BOW-BGWA-47D, BOW-BGWC-21, BOW-BGWC-23, BOW-BGWC-24, BOW-BGWA-33, BOW-PT-03 (92723469) and BOW-PT-02 (92732634). The recovery and relative percent

difference (RPD) results were within the laboratory specified acceptance criteria, with the following exceptions.

One or both recoveries of calcium and magnesium in the MS/MSD pair using sample BOW-BGWA-47D were high or low and outside of the laboratory specified acceptance criteria. Since the calcium and magnesium concentrations in sample BOW-BGWA-47D were greater than four times the spike concentrations, no qualifications were applied to the data.

The recoveries of calcium in the MS/MSD pair using sample BOW-BGWC-21 were low and outside of the laboratory specified acceptance criteria. Since the calcium concentration in sample BOW-BGWC-21 was greater than four times the spike concentration, no qualifications were applied to the data.

One or both recoveries of calcium, magnesium, potassium and sodium in the MS/MSD pair using sample BOW-BGWC-23 were high or low and outside of the laboratory specified acceptance criteria. Since the calcium, magnesium, potassium and sodium concentrations in sample BOW-BGWC-23 were greater than four times the spike concentrations, no qualifications were applied to the data.

The MSD recovery of boron in the MS/MSD pair using sample BOW-BGWC-24 was low and outside of the laboratory specified acceptance criteria. Since the boron concentration in sample BOW-BGWC-24 was greater than four times the spike concentration, no qualifications were applied to the data.

The MSD recovery of boron in the MS/MSD pair using sample BOW-PT-03 was low and outside of the laboratory specified acceptance criteria. Since the boron concentration in sample BOW-PT-03 was greater than four times the spike concentration, no qualifications were applied to the data.

Batch MS/MSD pairs were also reported for metals by US EPA methods 6010D and 6020B. Since these were batch QC, the results do not affect the samples in this data set and qualifications were not applied to the data.

1.5 Laboratory Control Sample (LCS)

LCSs were analyzed at the proper frequency for the number and types of samples analyzed (one per batch of 20 samples). LCSs were reported with each batch. The recovery results were within the laboratory specified acceptance criteria.

1.6 Field Blank

Seven field blanks BOW-AP1-FB-01 (92711015), BOW-AP1-FB-01 (92723474), BOW-AP1-FB-01 (92723469), BOW-AP1-FB-01 (92732634), BOW-AP1-FB-02, BOW-AP1-FB-03 and

BOW-AP1-FB-04 were collected with the sample set. Metals were not detected in the field blanks at or above the MDLs, with the following exception.

Magnesium was detected in field blank BOW-AP1-FB-04 at an estimated concentration greater than the MDL and less than the RL. Since magnesium was not detected or detected above the RLs in the remaining associated samples, no additional qualifications were applied to the data.

Boron was detected in field blank BOW-AP1-FB-01 (92732634) at an estimated concentration greater than the MDL and less than the RL. Since boron was not detected or detected above the RLs in the remaining associated samples, no additional qualifications were applied to the data.

1.7 Equipment Blank

Five equipment blanks BOW-AP1-EB-01 (92711015), BOW-AP1-EB-01 (92723474), BOW-AP1-EB-01 (92723469), BOW-AP1-EB-01 (92732634) and BOW-AP1-EB-02 were collected with the sample set. Metals were not detected in the equipment blanks at or above the MDLs, with the following exceptions.

Boron was detected in BOW-AP1-EB-01 (92711015) at an estimated concentration greater than the MDL and less than the RL. Therefore, the estimated concentrations of boron in associated samples BOW-BGWA-2, BOW-BGWA-33, BOW-BGWA-47D, BOW-BGWA-48D, BOW-BGWA-6, BOW-BGWC-21, BOW-BGWC-44D and BOW-BGWC-8 were U qualified as not detected above the RL and the concentrations of boron in associated samples BOW-AP1-FD-03, BOW-BGWC-25 and BOW-BGWC-50D were J+ qualified as estimated with high bias, based on professional and technical judgment.

Boron was detected in BOW-AP1-EB-01 (92723469) at an estimated concentration greater than the MDL and less than the RL. Since boron was detected above the RLs in the remaining associated samples, no additional qualifications were applied to the data.

Sample ID	Compound	Laboratory Result (mg/L)	Laboratory Flag	Validation Result (mg/L)	Validation Qualifier	Reason Code
BOW-AP1-FD-03	Boron	0.10	NA	0.10	J+	BEL
BOW-BGWA-2	Boron	0.022	J	0.040	U	BEL
BOW-BGWA-33	Boron	0.016	J	0.040	U	BEL
BOW-BGWA-47D	Boron	0.023	J	0.040	U	BEL
BOW-BGWA-48D	Boron	0.024	J	0.040	U	BEL
BOW-BGWA-6	Boron	0.024	J	0.040	U	BEL
BOW-BGWC-21	Boron	0.039	J	0.040	U	BEL
BOW-BGWC-25	Boron	0.097	NA	0.097	J+	BEL
BOW-BGWC-44D	Boron	0.035	J	0.040	U	BEL

Sample ID	Compound	Laboratory Result (mg/L)	Laboratory Flag	Validation Result (mg/L)	Validation Qualifier	Reason Code
BOW-BGWC-50D	Boron	0.049	NA	0.049	J+	BEL
BOW-BGWC-8	Boron	0.040	J	0.040	U	BEL

mg/L-milligrams per liter
J - The result is less than the RL, but greater than or equal to the MDL, and the concentration is an approximate value
NA-not applicable

1.8 Field Duplicate

Seven field duplicates BOW-AP1-FD-01 (92711015), BOW-AP1-FD-01 (92723474), BOW-AP1-FD-01 (92723469), BOW-AP1-FD-01 (92732634), BOW-AP1-FD-02, BOW-AP1-FD-03 and BOW-AP1-FD-04 were collected with the sample set. Acceptable precision (RPD $\leq$ 20% or difference < RL) was demonstrated between the field duplicates and the original samples BOW-BGWC-36D, BOW-BGWC-43D, BOW-BGWC-22, BOW-PT-03, BOW-BGWC-18, BOW-BGWC-25 and BOW-BGWC-41D, respectively, with the following exceptions.

Antimony was detected at an estimated concentration greater than the MDL and less than the RL in sample BOW-BGWC-36D and not detected in field duplicate BOW-AP1-FD-01, resulting in a noncalculable RPD. Therefore, the estimated antimony concentration in sample BOW-BGWC-36D was J qualified as estimated and the nondetect antimony result in field duplicate BOW-AP1-FD-01 was UJ qualified as estimated less than the MDL.

Iron was detected at an estimated concentration greater than the MDL and less than the RL in field duplicate BOW-AP1-FD-02 and not detected in sample BOW-BGWC-18, resulting in a noncalculable RPD. Therefore, the estimated iron concentration in field duplicate BOW-AP1-FD-02 was J qualified as estimated and the nondetect iron result in sample BOW-BGWC-18 was UJ qualified as estimated less than the MDL.

Antimony was detected at an estimated concentration greater than the MDL and less than the RL in sample BOW-BGWC-25 and not detected in field duplicate BOW-AP1-FD-03, resulting in a noncalculable RPD. Since the antimony concentration in sample BOW-BGWC-25 was previously qualified due to method blank contamination, no additional qualifications were applied to the data based on technical and professional judgment.

Thallium was detected at an estimated concentration greater than the MDL and less than the RL in sample BOW-BGWC-43D and not detected in field duplicate BOW-AP1-FD-01 (92723474), resulting in a noncalculable RPD. Therefore, the estimated thallium concentration in sample BOW-BGWC-43D was J qualified as estimated and the nondetect antimony result in field duplicate BOW-AP1-FD-01 was UJ qualified as estimated less than the MDL.

Sample	Analyte	Laboratory Result (mg/l)	Laboratory Flag	RPD	Validation Result (mg/l)	Validation Qualifier	Reason Code
BOW-AP1-FD-01	Antimony	0.00054	U	NC	0.00054	UJ	RPDF2
BOW-BGWC-36D	Antimony	0.0021	J		0.0021	J	RPDF2
BOW-AP1-FD-02	Iron	0.041	NA	NC	0.041	J	RPDF2
BOW-BGWC-18	Iron	0.025	U		0.025	UJ	RPDF2
BOW-AP1-FD-01	Thallium	1.0	U	NC	1.0	UJ	RPDF2
BOW-BGWC-43D	Thallium	2.1	NA		2.1	J	RPDF2

mg/L-milligrams per liter
J - The result is less than the RL, but greater than or equal to the MDL, and the concentration is an approximate value.
U- The analyte was analyzed for but was not detected at or above the reported sample quantitation limit.
NA- Not Applicable
NC- Not Calculable

1.9 Sensitivity

The samples were reported to the MDLs. Elevated non-detect results were not reported.

2.0 MERCURY

The samples were analyzed for mercury by US EPA method 7470A.

The areas of data review are listed below. A leading check mark (✓) indicates an area of review in which the data were acceptable. A preceding crossed circle (⊗) signifies areas where issues were raised during the course of the validation review and should be considered to determine any impact on data quality and usability.

✓ Overall Assessment
✓ Holding Time
✓ Method Blank
⊗ Matrix Spike/Matrix Spike Duplicate
✓ Laboratory Control Sample
✓ Field Blank
✓ Equipment Blank
✓ Field Duplicate
✓ Sensitivity

2.1 Overall Assessment

The mercury data reported in this data set are considered usable for supporting project objectives. The analytical completeness defined as the ratio of the number of valid analytical results (valid analytical results include values qualified as estimated) to the total number of analytical results requested on samples submitted for this analysis, for this data set is 100%.

2.2 Holding Time

The holding time for the mercury analysis of a water sample is 28 days from sample collection to analysis. The holding times were met for the sample analyses.

2.3 Method Blank

Method blanks were analyzed at the proper frequency for the number and types of samples analyzed (one per batch of 20 samples). Mercury was not detected in the method blanks at or above the MDL.

2.4 Matrix Spike/Matrix Spike Duplicate

MS/MSDs were analyzed at the proper frequency for the number and types of samples analyzed (one per batch of 20 samples). Sample set specific MS/MSD pairs were reported using samples BOW-BGWC-24, BOW-BGWA-29 and BOW-BGWC-38D. The recovery and RPD results were within the laboratory specified acceptance criteria, with the following exception.

The MSD recovery was low and the RPD was high, both outside the laboratory specified acceptance criteria for mercury in the MS/MSD pair using sample BOW-BGWC-24. Therefore, the concentration of mercury in sample BOW-BGWC-24 was J qualified as estimated.

Sample ID	Compound	Laboratory Result (mg/L)	Laboratory Flag	Validation Result (mg/L)	Validation Qualifier	Reason Code
BOW-BGWC-24	Mercury	0.00062	R1,M1	0.00062	J	MS1 |MS2

mg/L-milligrams per liter
R1- RPD value was outside control limits
M1- Laboratory flag indicating the matrix spike recovery exceeded laboratory specified acceptance criteria

2.5 Laboratory Control Sample

LCSs were analyzed at the frequency for the number and types of samples analyzed (one per batch of 20 samples). LCSs were reported for each batch. The recovery results were within the laboratory specified acceptance criteria.

2.6 Field Blank

Four field blanks BOW-AP1-FB-01, BOW-AP1-FB-02, BOW-AP1-FB-03 and BOW-AP1-FB-04 were collected with the sample set. Mercury was not detected in the field blanks at or above the MDL.

2.7 Equipment Blank

Two equipment blanks BOW-AP1-EB-01 and BOW-AP1-EB-02 were collected with the sample set. Mercury was not detected in the equipment blanks at or above the MDL.

2.8 Field Duplicate

Four field duplicates BOW-AP1-FD-01, BOW-AP1-FD-02, BOW-AP1-FD-03 and BOW-AP1-FD-04 were collected with the sample set. Acceptable precision (RPD < 20% or difference < RL) was demonstrated between the field duplicates and the original samples BOW-BGWC-36D, BOW-BGWC-18, BOW-BGWC-25 and BOW-BGWC-41D, respectively.

2.9 Sensitivity

The samples were reported to the MDL. Elevated non-detect results were not reported.

3.0 WET CHEMISTRY

The samples were analyzed for TDS by Standard Method 2540C, alkalinity by Standard Method 2320B, sulfide by Standard Method 4500-S2D and anions (chloride, fluoride, and sulfate) by US EPA method 300.0.

The areas of data review are listed below. A leading check mark (✓) indicates an area of review in which the data were acceptable. A preceding crossed circle (⊗) signifies areas where issues were raised during the course of the validation review and should be considered to determine any impact on data quality and usability.

✓ Overall Assessment
✓ Holding Times
✓ Method Blank
⊗ Matrix Spike/Matrix Spike Duplicate
✓ Laboratory Control Sample
✓ Laboratory Duplicate
✓ Field Blank
✓ Equipment Blank
✓ Field Duplicate
✓ Sensitivity

3.1 Overall Assessment

The wet chemistry data reported in this data set are considered usable for supporting project objectives. The results are considered valid; the analytical completeness defined as the ratio of the number of valid analytical results (valid analytical results include values qualified as estimated) to

the total number of analytical results requested on samples submitted for this analysis, for this data set is 100%.

3.2 Holding Times

The holding time for the TDS analysis of a water sample is 7 days from sample collection to analysis. The holding time for the anions (chloride, fluoride, and sulfate) analysis of a water sample is 28 days from sample collection to analysis. The holding time for the alkalinity analysis of a water sample is 14 days from sample collection to analysis. The holding times were met for the sample analyses.

3.3 Method Blank

Method blanks were analyzed at the proper frequency for the number and types of samples analyzed (one per batch of 20 samples). The wet chemistry parameters were not detected in the method blanks at or above the MDLs.

3.4 Matrix Spike/Matrix Spike Duplicate

MS/MSDs were analyzed at the proper frequency for the number and types of samples analyzed (one per batch of 20 samples).

Sample set specific MS/MSD pairs were reported for alkalinity using BOW-BGWC-17, BOW-AP1-FB-02, BOW-AP1-FB-03, BOW-AP1-FD-04 and BOW-AP1-FB-04. The recovery and RPD results were within the laboratory specified acceptance criteria.

Sample set specific MS/MSD pairs were reported for sulfide using BOW-AP1-FB-01, BOW-BGWA-47D, BOW-BGWC-8, BOW-AP1-FD-02, BOW-BGWC-25, BOW-BGWC-30 and BOW-AP1-FD-04. The recovery and RPD results were within the laboratory specified acceptance criteria, with the following exceptions.

The recoveries of sulfide in the MS/MSD pair using sample BOW-AP1-FD-04 were low and outside the laboratory specified acceptance criteria. Therefore, the nondetect result for sulfide in sample BOW-AP1-FD-04 was UJ qualified as estimated less than the RL.

Sample set specific MS/MSD pairs were reported for anions using samples BOW-BGWC-36D, BOW-BGWC-16, BOW-BGWC-38D and BOW-AP1-FB-04. The recovery and RPD results were within the laboratory specified acceptance criteria, with the following exceptions.

The recoveries of chloride in the MS/MSD pair using sample BOW-BGWC-36D were low and outside the laboratory specified acceptance criteria. Since the concentration of chloride in sample

BOW-BGWC-36D was greater than four times the spike concentration, no qualifications were applied to the data.

The MSD recovery of fluoride in the MS/MSD pair using sample BOW-BGWC-36D was high and outside the laboratory specified acceptance criteria. Therefore, the estimated fluoride concentration in sample BOW-BGWC-36D was J qualified as estimated.

The recoveries of sulfate in the MS/MSD pair using sample BOW-BGWC-16 were low and outside the laboratory specified acceptance criteria. Since the concentration of sulfate in sample BOW-BGWC-16 was greater than four times the spike concentration, no qualifications were applied to the data.

The recoveries of chloride in the MS/MSD pair using sample BOW-BGWC-38D were low and outside the laboratory specified acceptance criteria. Since the concentration of chloride in sample BOW-BGWC-38D was greater than four times the spike concentration, no qualifications were applied to the data.

Batch MS/MSD pairs were also reported for alkalinity and the anions. Since these were batch QC there was no impact on the data and qualifications were not applied.

Sample ID	Compound	Laboratory Result (mg/L)	Laboratory Flag	Validation Result (mg/L)	Validation Qualifier	Reason Code
BOW-AP1-FD-04	Sulfide	0.022	U,M1	0.022	UJ	MS1
BOW-BGWC-36D	Fluoride	0.096	J,M1	0.096	J	MS1

mg/L-milligrams per liter
J - The result is less than the RL, but greater than or equal to the MDL, and the concentration is an approximate value.
U- The analyte was analyzed for but was not detected at or above the reported sample quantitation limit.
M1- Laboratory flag indicating the matrix spike recovery exceeded laboratory specified acceptance criteria.

3.5 Laboratory Control Sample

LCSs were analyzed at the proper frequency for the number and types of samples analyzed (one per batch of 20 samples). The recovery results were within the laboratory specified acceptance criteria.

3.6 Laboratory Duplicate

Sample set specific laboratory duplicates were reported using samples BOW-BGWC-17, BOW-BGWC-20, BOW-BGWC-30, BOW-BGWC-40 and BOW-BGWC-23. The RPD results were within the laboratory specified acceptance criteria.

3.7 Field Blank

Four field blanks BOW-AP1-FB-01, BOW-AP1-FB-02, BOW-AP1-FB-03 and BOW-AP1-FB-04 were collected with the sample set. The wet chemistry parameters were not detected in the field blanks at or above the MDLs.

3.8 Equipment Blank

Two equipment blanks BOW-AP1-EB-01 and BOW-AP1-EB-02 were collected with the sample set. The wet chemistry parameters were not detected in the equipment blanks at or above the MDLs.

3.9 Field Duplicate

Four field duplicates BOW-AP1-FD-01, BOW-AP1-FD-02, BOW-AP1-FD-03 and BOW-AP1-FD-04 were collected with the sample set. Acceptable precision (RPD < 20% or difference < RL) was demonstrated between the field duplicates and the original samples BOW-BGWC-36D, BOW-BGWC-18, BOW-BGWC-25 and BOW-BGWC-41D, respectively.

3.10 Sensitivity

The samples were reported to the MDLs for anions and to the RLs for alkalinity and TDS. Elevated non-detect results were not reported.

4.0 RADIOCHEMISTRY

The samples were analyzed for radium-226 by US EPA method 9315, radium-228 by US EPA method 9320 and total radium by calculation.

The areas of data review are listed below. A leading check mark (✓) indicates an area of review in which the data were acceptable. A preceding crossed circle (⊗) signifies areas where issues were raised during the course of the validation review and should be considered to determine any impact on data quality and usability.

⊗ Overall Assessment
✓ Holding Times
⊗ Method Blank
✓ Matrix Spike/Matrix Spike Duplicate
✓ Laboratory Control Sample
✓ Laboratory Duplicate
✓ Tracers and Carriers
✓ Field Blank
✓ Equipment Blank

✓ Field Duplicate
✓ Sensitivity

4.1 Overall Assessment

The radium-226 and radium-228 data reported in this data set are considered usable for supporting project objectives. The results are considered valid; the analytical completeness defined as the ratio of the number of valid analytical results (valid analytical results include values qualified as estimated) to the total number of analytical results requested on samples submitted for this analysis, for this data set is 100%.

4.1.1 Analysis Anomaly

Total radium was reported at the minimum detectable concentration (MDC) for radium-226 and radium-228. Radium-228 was detected greater than the MDC in samples BOW-AP1-FB-02 and BOW-BGWC-23. Since total radium is calculated from radium-226 and radium-228, and radium-228 was greater than the MDC, and based on professional and technical judgment, the total radium concentrations for this sample was reported with no qualifications.

Total radium was reported at the MDC for radium-226 and radium-228. Radium-226 was detected greater than the MDC in samples BOW-AP1-FB-02, BOW-BGWC-10, BOW-BGWC-20, BOW-BGWC-23, BOW-BGWC-32, BOW-BGWC-42D and BOW-BGWC-50D. Since total radium is calculated from radium-226 and radium-228, and radium-226 was greater than the MDC, and based on professional and technical judgment, the total radium concentrations for this sample was reported with no qualifications.

Sample ID	Compound	Laboratory Result (pCi/L)	Laboratory Flag	Validation Result (pCi/L)	Validation Qualifier	Reason Code
BOW-AP1-FB-02	Combined Radium 226 + 228	0.896	U	0.896	NA	RO1
BOW-BGWC-10	Combined Radium 226 + 228	1.03	U	1.03	NA	RO1
BOW-BGWC-20	Combined Radium 226 + 228	0.956	U	0.956	NA	RO1
BOW-BGWC-23	Combined Radium 226 + 228	1.27	U	1.27	NA	RO1
BOW-BGWC-32	Combined Radium 226 + 228	0.939	U	0.939	NA	RO1
BOW-BGWC-42D	Combined Radium 226 + 228	0.440	U	0.440	NA	RO1
BOW-BGWC-50D	Combined Radium 226 + 228	1.01	U	1.01	NA	RO1

pCi/L-picocuries per liter
U-not detected at or above the MDC
NA-not applicable

4.2 Holding Times

The holding times for the radium-226 and radium-228 analyses of a water sample are 180 days from sample collection to analysis. The holding times were met for the sample analyses.

4.3 Method Blank

Method blanks were analyzed at the proper frequency for the number and types of samples analyzed (one per batch of 20 samples). Method blanks were reported for the radium-226 and radium-228 data. Radium-226 and radium-228 were not detected in the method blanks at or above the MDCs, with the following exceptions.

Radium-228 (0.591 pCi/L) in the method blank in batch 647678 was detected at a concentration greater than the MDC. Since the associated samples were nondetect, no qualifications were applied to the data.

Radium-228 (0.898 pCi/L) was detected in the method blank in batch 646984 at a concentration greater than the MDC. Since the mean difference was less than 2 between the blank and sample BOW-BGWA-47D, and the sample concentration was less than ten times the blank concentration, the radium-228 concentrations for sample BOW-BGWA-47D was UJ qualified as estimated less than the reported concentration. Therefore, the combined concentration in sample BOW-BGWA-47D was J qualified as estimated due to there being a detection of radium-226 in the sample.

Sample ID	Compound	Laboratory Result (pCi/L)	Laboratory Flag	Validation Result (pCi/L)	Validation Qualifier	Reason Code
BOW-BGWA-47D	Radium-228	0.886	NA	0.886	UJ	BL2
BOW-BGWA-47D	Combined Radium 226 + 228	1.44	NA	1.44	J	BL2

pCi/L-picocuries per liter
NA-not applicable

4.4 Matrix Spike/Matrix Spike Duplicate

MS/MSD pairs were not reported with data.

4.5 Laboratory Control Sample

LCSs were analyzed at the proper frequency for the number and types of samples analyzed (one per batch of 20 samples). LCS/LCS duplicate (LCSD) pairs were reported for radium-226 and radium-228. The recovery and replicate error ratio (RER) [2 sigma (2σ)] results were within the laboratory specified acceptance criteria.

4.6 Laboratory Duplicate

Two sample set specific laboratory duplicates were reported for radium-226 using samples BOW-BOW-BGWA-6 and BOW-BGWC-40. The RER results were within the laboratory specified acceptance criteria.

Batch laboratory duplicates were also reported for radium-226. Since these were batch QC, the results do not affect the samples in this data set and qualifications were not applied to the data.

4.7 Tracers and Carriers

Carriers were reported for the radium-226 and radium-228 analyses and a tracer was reported for the radium-228 analyses. The recovery results were within the laboratory specified acceptance criteria.

4.8 Field Blank

Four field blanks BOW-AP1-FB-01, BOW-AP1-FB-02, BOW-AP1-FB-03 and BOW-AP1-FB-04 were collected with the sample set and analyzed for radium-226 and radium-228. Radium-226 and radium-228 were not detected in the field blanks at or above the MDCs, with the following exception.

Radium-228 (0.846 pCi/L) was detected in BOW-AP1-FB-02 at a concentration greater than the MDC. Since for the associated samples radium-2228 was either not detect at a concentration greater than the MDC or UJ qualified due to method blank contamination, no additional qualifications were applied to the data.

4.9 Equipment Blank

Two equipment blanks BOW-AP1-EB-01 and BOW-AP1-EB-02 were collected with the sample set and analyzed for radiochemistry. Radium-226 and Radium-228 were not detected in the equipment blanks at or above the MDCs.

4.10 Field Duplicate

Four field duplicates BOW-AP1-FD-01, BOW-AP1-FD-02, BOW-AP1-FD-03 and BOW-AP1-FD-04 were collected with the sample set. Acceptable precision [RER (1σ) < 3] was demonstrated between the field duplicates and the original samples BOW-BGWC-36D, BOW-BGWC-18, BOW-BGWC-25 and BOW-BGWC-41D, respectively.

4.11 Sensitivity

The samples were reported to the MDCs. No elevated non-detect results were reported.

---

* * * * *

ATTACHMENT 1
DATA VALIDATION QUALIFIER DEFINITIONS AND INTERPRETATION KEY
Assigned by Geosyntec's Data Validation Team

DATA QUALIFIER DEFINITIONS

U The analyte was analyzed for, but was not detected at or above the reported sample quantitation limit. Upon application of the U qualifier to a reported result, the definition changes to "not detected at or above the reported result".

J The analyte was positively identified; the associated numerical value is the approximate concentration of the analyte in the sample.

J+ The analyte was positively identified; however, the associated numerical value is likely to be higher than the concentration of the analyte in the sample due to positive bias of associated QC or calibration data or attributable to matrix interference.

J- The analyte was positively identified; however, the associated numerical value is likely to be lower than the concentration of the analyte in the sample due to negative bias of associated QC or calibration data or attributable to matrix interference.

UJ The analyte was not detected at or above the reported sample quantitation limit. However, the reported quantitation limit is approximate and may or may not represent the actual limit of quantitation necessary to accurately and precisely measure the analyte in the sample.

R The sample results are rejected due to serious deficiencies in the ability to analyze the sample and meet quality control criteria. The presence or absence of the analyte cannot be verified.

ATTACHMENT 2
DATA VALIDATION REASON CODES
Assigned by Geosyntec's Data Validation Team

DQM Reason Code	Description
AB1	> Samples in batch
AB2	QC sample missing
AB3	Batch analysis time exceeded
BAH	Contamination detected in the Ambient Blank greater than or equal to the Quantitation Limit.
BAL	Contamination detected in the Ambient Blank less than the Quantitation Limit.
BC	Calibration blank contamination
BC1	assoc. result < RL
BC2	assoc. result > RL < mult.
BC3	assoc. result > RL > mult.
BEH	Contamination detected in the Equipment Blank greater than or equal to the Quantitation Limit.
BEL	Contamination detected in the Equipment Blank less than the Quantitation Limit.
BF	Field blank contamination
BF1	assoc. result < RL
BF2	assoc. result > RL < mult.
BF3	assoc. result > RL > mult.
BFH	Contamination detected in the Field Blank greater than or equal to the Quantitation Limit.
BFL	Contamination detected in the Field Blank less than the Quantitation Limit.
BL	Laboratory blank contamination
BL1	assoc. result < RL
BL2	assoc. result > RL < mult.
BL3	assoc. result > RL > mult.
BLH	Contamination detected in the Lab Blank greater than or equal to the Quantitation Limit.
BLL	Contamination detected in the Lab Blank less than the Quantitation Limit.
BT	Trip blank contamination
BT1	assoc. result < RL
BT2	assoc. result > RL < mult.
BT3	assoc. result > RL > mult.
BTH	Contamination detected in the Trip Blank greater than or equal to the Quantitation Limit.
BTL	Contamination detected in the Trip Blank less than the Quantitation Limit.
CA1	Column difference
CC1	CCV %D
CC2	CCV %R
CC3	CCV RRF
CI1	IC RSD
CI2	IC RRF
CR1	Calibration range
CV1	ICV or CCV %D
CV2	ICV or CCV %R

DQM Reason Code	Description
CV3	ICV CCV RRF
DF1	Dilution Factor > 1
DL	Dilution Factor > 1
DVT1	The Dissolved Result > Total Result and the absolute difference > the AD_MULTIPLIER_CL * Detection Limit
DVT2	The Dissolved Result > Total Result and the absolute difference > AD_MULTIPLIER_UCO * Detection Limit
DVT3	The Dissolved Result > Total Result and the relative percent difference (RPD) > RPD_CL
DVT4	The Dissolved Result > Total Result and the relative percent difference (RPD) > RPD_UCO
ER1	MDL=<RESULT<RL (INORGANIC)
ER2	MDL=<RESULT<RL (ORGANIC)
FBC1	BLANK CONTAMINATION
FBC2	RESULT < BLANK * MULTIPLIER
FBC3	RESULT > BLANK * MULTIPLIER
FD1	Field duplicate RPD
FD2	Field duplicate abs. diff.
GHT1	GROSS_QUALIFIER_HIT
GHT2	GROSS_QUALIFIER_NON_DETECT
HP1	Hydrocarbon pattern
HT1	Holding time samp. to preservation
HT2	Holding time samp. to analysis
HT3	Holding time gros. samp. to pres.
HT4	Holding time gros. samp. to analysis
IS1	Internal standard
LBC1	BLANK CONTAMINATION
LBC2	RESULT < BLANK * MULTIPLIER
LBC3	RESULT > BLANK * MULTIPLIER
LD1	Lab duplicate RPD
LD2	Lab duplicate abs. diff.
LS1	LS %R
LS2	LS RPD
MS1	MS %R
MS2	MS RPD
MS3	Parent >4x spike
MS4	Spike diluted out
NP1	Non-Preferred Result
NR1	NUMERIC RESULTS

DQM Reason Code	Description
OT1	Other quality issue
PS1	BETWEEN CONTROL AND WARNING LIMITS
PS2	INVALID
PS3	LESS THAN LOWER CONTROL LIMIT
PS4	LESS THAN LOWER WARNING LIMIT
PT1	The preservative for this test id does not match the required preservative in RT_HOLDING_TIME.
RDL1	EXCEEDS REQUIRED DETECTION LIMIT
RL1	ND > project limit
RO1	Other rad. issue
RPD1	LCS/LCSD
RPD2	LCS/LCSD_NON_DETECT
RPD3	MS/MSD
RPD4	MS/MSD_NON_DETECT
RPD5	Orig/Dup
RPD6	Orig/Dup_NON_DETECT
RPDF1	FIELD DUPLICATE
RPDF2	FIELD DUPLICATE NON_DETECT
RQ1	Rad. quantitation issue
RR1	Repeated result same method
RR2	Repeated result diff. method
RSD1	RSD exceeds CL for LCS sample
RSD2	RSD exceeds CL for MS sample
RSD3	RSD exceeds CL for Lab sample
RSD4	RSD exceeds CL for Field sample
RY1	Tracer or carrier
SD1	Serial dilution
SO1	High moisture
SO2	Wet weight
SP1	Preservation, temp
SP2	Preservation, pH
SP3	Preservation, headspace
SPR1	BLANK SPIKE > UCL
SPR10	EarthSoft.DQM.SpikeRecovery2
SPR11	EarthSoft.DQM.SpikeRecovery2
SPR12	EarthSoft.DQM.SpikeRecovery2
SPR2	INORGANIC SPIKE > UCL
SPR3	ORGANIC SPIKE > UCL
SPR4	LCL > BLANK > LOW_CUTOFF

DQM Reason Code	Description
SPR5	LCL > INORG > LOW_CUTOFF
SPR6	LCL > ORG > LOW_CUTOFF
SPR7	BLANK SPIKE < LOW_CUTOFF
SPR8	INORGANIC SPIKE < LOW_CUTOFF
SPR9	ORGANIC SPIKE < LOW_CUTOFF
SU	Surrogate outlier
SU1	Surrogate
SU2	Surrogate diluted out
SURR1	ASSO. DETECTS OF LCL > REC > LOW_CUTOFF
SURR10	EarthSoft.DQM.SurrogateRecovery
SURR11	EarthSoft.DQM.SurrogateRecovery
SURR12	EarthSoft.DQM.SurrogateRecovery
SURR2	ASSO. DETECTS OF REC < LOW_CUTOFF
SURR3	ASSO. DETECTS OF REC > UCL
SURR4	ASSO. NDS OF LCL > REC > LOW_CUTOFF
SURR5	ASSO. NDS OF REC < LOW_CUTOFF
SURR6	ASSO. NDS OF REC > UCL
SURR7	LCL > REC > LOW_CUTOFF
SURR8	REC < LOW_CUTOFF
SURR9	REC > UCL
TBC1	BLANK CONTAMINATION
TBC2	RESULT < BLANK * MULTIPLIER
TBC3	RESULT > BLANK * MULTIPLIER
TR	Trace Detection
TR1	Trace detection
TRA1	Tracer is outside of UCL or LCL
TRA2	Associated result of a tracer less than the LCL
TRA3	Associated detect result of a tracer greater than the UCL
VC1	Canister vacuum
VC2	Canister contamination
VSU1	INVALID SAMPLE UNIT TYPE
VSU2	MISSING SAMPLE UNIT TYPE
VSU3	NON-DEFAULT RESULT UNIT

AD-Absolute Difference
CCV-Continuous Calibration Verification
CL-Control Limit
%D-Percent Difference
IC-Initial Calibration
ICV-Initial Calibration Verification
INORG-Inorganic
LCL-Lower Control Limit
LCS-Laboratory Control Spike
LCSD-Laboratory Control Spike Duplicate
LS-Laboratory Spike
MDL-Method Detection Limit
MS-Matrix Spike
MSD-Matrix Spike Duplicate
ND-Not Detected
ORG-Organic
QC-Quality Control
%R-Percent Recovery
REC-Recovery
RL-Reporting Limit
RPD-Relative Percent Difference
RRF-Relative Response Factor
RSD-Relative Standard Deviation
UCL-Upper Control Limit
UCO-Upper Cut Off

Field Sampling Forms

January 2024

Low-Flow Test Report:

Test Date / Time: 2/8/2024 10:02:13 AM
Project: Plant Bowen AP January 2024
Operator Name: Jay Siewert

Location Name: BGWA-2 **Well Diameter: 2 in** **Casing Type: PVC** **Screen Length: 10 ft** **Top of Screen: 79.17 ft** **Total Depth: 89.17 ft** **Initial Depth to Water: 57.8 ft**	**Pump Type: Solinst Model 408** **Tubing Type: LDPE** **Pump Intake From TOC: 84.17 ft** **Estimated Total Volume Pumped: 15000 ml** **Flow Cell Volume: 90 ml** **Final Flow Rate: 120 ml/min** **Final Draw Down: 0.04 ft**	**Instrument Used: Aqua TROLL 400** **Serial Number: 789310**

Test Notes:
Prepurged 2 L.

Low-Flow Readings:

Date Time	Elapsed Time	pH	Temperature	Specific Conductivity	RDO Concentration	Turbidity	ORP	Depth to Water	Salinity	Flow
		+/- 0.1	+/- 1000 %	+/- 5 %	+/- 10 %	+/- 5	+/- 1000 %	+/- 0.3	+/- 1000 %	
2/8/2024 10:02 AM	00:00	6.95 pH	15.19 °C	398.40 µS/cm	1.14 mg/L	43.10 NTU	69.9 mV	57.82 ft	0.19 PSU	120.00 ml/min
2/8/2024 10:07 AM	05:00	6.97 pH	15.73 °C	392.26 µS/cm	1.21 mg/L	39.00 NTU	84.8 mV	57.82 ft	0.19 PSU	120.00 ml/min
2/8/2024 10:12 AM	10:00	6.97 pH	16.27 °C	394.85 µS/cm	1.43 mg/L	59.00 NTU	84.0 mV	57.82 ft	0.19 PSU	120.00 ml/min
2/8/2024 10:17 AM	15:00	6.99 pH	16.05 °C	392.32 µS/cm	1.53 mg/L	27.20 NTU	86.0 mV	57.82 ft	0.19 PSU	120.00 ml/min
2/8/2024 10:22 AM	20:00	7.00 pH	16.03 °C	393.06 µS/cm	1.69 mg/L	20.00 NTU	85.6 mV	57.82 ft	0.19 PSU	120.00 ml/min
2/8/2024 10:27 AM	25:00	7.02 pH	16.09 °C	392.84 µS/cm	1.89 mg/L	13.70 NTU	86.1 mV	57.82 ft	0.19 PSU	120.00 ml/min
2/8/2024 10:32 AM	30:00	7.03 pH	15.87 °C	392.21 µS/cm	1.98 mg/L	11.60 NTU	85.9 mV	57.82 ft	0.19 PSU	120.00 ml/min
2/8/2024 10:37 AM	35:00	7.04 pH	15.50 °C	395.12 µS/cm	2.10 mg/L	11.50 NTU	86.8 mV	57.82 ft	0.19 PSU	120.00 ml/min
2/8/2024 10:42 AM	40:00	7.04 pH	15.60 °C	394.46 µS/cm	2.15 mg/L	10.27 NTU	85.4 mV	57.82 ft	0.19 PSU	120.00 ml/min
2/8/2024 10:47 AM	45:00	7.06 pH	15.47 °C	391.83 µS/cm	2.23 mg/L	10.66 NTU	87.0 mV	57.82 ft	0.19 PSU	120.00 ml/min
2/8/2024 10:52 AM	50:00	7.05 pH	15.69 °C	394.52 µS/cm	2.20 mg/L	21.60 NTU	85.8 mV	57.82 ft	0.19 PSU	120.00 ml/min
2/8/2024 10:57 AM	55:00	7.05 pH	15.82 °C	393.45 µS/cm	2.29 mg/L	9.88 NTU	85.4 mV	57.82 ft	0.19 PSU	120.00 ml/min
2/8/2024 11:02 AM	01:00:00	7.06 pH	15.78 °C	393.16 µS/cm	2.37 mg/L	13.80 NTU	85.3 mV	57.82 ft	0.19 PSU	120.00 ml/min
2/8/2024 11:07 AM	01:05:00	7.06 pH	15.74 °C	392.42 µS/cm	2.42 mg/L	12.80 NTU	87.1 mV	57.82 ft	0.19 PSU	120.00 ml/min
2/8/2024 11:12 AM	01:10:00	7.06 pH	15.69 °C	392.96 µS/cm	2.52 mg/L	8.23 NTU	85.7 mV	57.82 ft	0.19 PSU	120.00 ml/min

2/8/2024 11:17 AM	01:15:00	7.06 pH	15.73 °C	393.46 µS/cm	2.53 mg/L	24.00 NTU	86.1 mV	57.82 ft	0.19 PSU	120.00 ml/min
2/8/2024 11:22 AM	01:20:00	7.05 pH	15.87 °C	392.83 µS/cm	2.57 mg/L	32.10 NTU	85.8 mV	57.82 ft	0.19 PSU	120.00 ml/min
2/8/2024 11:27 AM	01:25:00	7.05 pH	15.66 °C	393.88 µS/cm	2.73 mg/L	9.71 NTU	87.4 mV	57.83 ft	0.19 PSU	120.00 ml/min
2/8/2024 11:32 AM	01:30:00	7.05 pH	15.92 °C	394.04 µS/cm	2.82 mg/L	8.79 NTU	87.0 mV	57.83 ft	0.19 PSU	120.00 ml/min
2/8/2024 11:37 AM	01:35:00	7.04 pH	15.98 °C	392.79 µS/cm	2.86 mg/L	8.52 NTU	85.5 mV	57.84 ft	0.19 PSU	120.00 ml/min
2/8/2024 11:42 AM	01:40:00	7.04 pH	16.08 °C	392.17 µS/cm	2.94 mg/L	6.48 NTU	84.9 mV	57.84 ft	0.19 PSU	120.00 ml/min
2/8/2024 11:47 AM	01:45:00	7.03 pH	16.01 °C	393.96 µS/cm	3.03 mg/L	5.62 NTU	87.2 mV	57.84 ft	0.19 PSU	120.00 ml/min
2/8/2024 11:52 AM	01:50:00	7.03 pH	16.09 °C	391.68 µS/cm	3.08 mg/L	6.34 NTU	87.0 mV	57.84 ft	0.19 PSU	120.00 ml/min
2/8/2024 11:57 AM	01:55:00	7.02 pH	16.14 °C	393.26 µS/cm	3.18 mg/L	4.26 NTU	85.5 mV	57.84 ft	0.19 PSU	120.00 ml/min
2/8/2024 12:02 PM	02:00:00	7.02 pH	16.22 °C	392.75 µS/cm	3.20 mg/L	4.14 NTU	85.9 mV	57.84 ft	0.19 PSU	120.00 ml/min
2/8/2024 12:07 PM	02:05:00	7.01 pH	16.27 °C	392.57 µS/cm	3.22 mg/L	4.11 NTU	85.4 mV	57.84 ft	0.19 PSU	120.00 ml/min

Samples

Sample ID:	Description:
BGWA-2	Metals, Inorganics, Alkalinity, TDS, Sulfide, Radium

Low-Flow Test Report:

Test Date / Time: 1/31/2024 12:38:14 PM
Project: Plant Bowen AP January 2024
Operator Name: Kevin Stephenson

Location Name: BGWA-6 **Well Diameter: 2 in** **Casing Type: PVC** **Screen Length: 10 ft** **Top of Screen: 52.74 ft** **Total Depth: 62.74 ft** **Initial Depth to Water: 45.06 ft**	**Pump Type: QED Dedicated** **Tubing Type: LDPE** **Pump Intake From TOC: 57.74 ft** **Estimated Total Volume Pumped: 2500 ml** **Flow Cell Volume: 90 ml** **Final Flow Rate: 100 ml/min** **Final Draw Down: 0.15 ft**	**Instrument Used: Aqua TROLL 400** **Serial Number: 789317**

Test Notes:
Pre-purged 1 liter.

Low-Flow Readings:

Date Time	Elapsed Time	pH	Temperature	Specific Conductivity	RDO Concentration	Turbidity	ORP	Depth to Water	Salinity	Flow
		+/- 0.1	+/- 1000 %	+/- 5 %	+/- 10 %	+/- 5	+/- 1000 %	+/- 0.3	+/- 1000 %	
1/31/2024 12:38 PM	00:00	6.90 pH	29.99 °C	497.94 µS/cm	1.03 mg/L	1.02 NTU	4.4 mV	45.20 ft	0.26 PSU	100.00 ml/min
1/31/2024 12:43 PM	05:00	6.74 pH	20.71 °C	590.41 µS/cm	0.62 mg/L	1.31 NTU	20.1 mV	45.21 ft	0.32 PSU	100.00 ml/min
1/31/2024 12:48 PM	10:00	6.67 pH	21.56 °C	585.42 µS/cm	0.48 mg/L	3.11 NTU	29.4 mV	45.21 ft	0.32 PSU	100.00 ml/min
1/31/2024 12:53 PM	15:00	6.64 pH	22.21 °C	580.00 µS/cm	0.44 mg/L	3.56 NTU	36.8 mV	45.21 ft	0.31 PSU	100.00 ml/min
1/31/2024 12:58 PM	20:00	6.64 pH	21.91 °C	576.26 µS/cm	0.37 mg/L	3.86 NTU	43.8 mV	45.21 ft	0.31 PSU	100.00 ml/min
1/31/2024 1:03 PM	25:00	6.64 pH	22.09 °C	572.71 µS/cm	0.37 mg/L	3.75 NTU	49.3 mV	45.21 ft	0.31 PSU	100.00 ml/min

Samples

Sample ID:	Description:
BGWA-6	Metals, Inorganics, Alkalinity, TDS, Sulfide, Radium

Low-Flow Test Report:

Test Date / Time: 2/1/2024 11:32:18 AM
Project: Plant Bowen AP January 2024
Operator Name: Kevin Stephenson

Location Name: BGWC-7 **Well Diameter: 2 in** **Casing Type: PVC** **Screen Length: 10 ft** **Top of Screen: 80.4 ft** **Total Depth: 90.4 ft** **Initial Depth to Water: 39.12 ft**	**Pump Type: QED Dedicated** **Tubing Type: LDPE** **Pump Intake From TOC: 85.4 ft** **Estimated Total Volume Pumped: 9500 ml** **Flow Cell Volume: 90 ml** **Final Flow Rate: 100 ml/min** **Final Draw Down: 40.5 ft**	**Instrument Used: Aqua TROLL 400** **Serial Number: 893479**

Test Notes:
WL dropped below top of pump and into screen. Complete evacuation method initiated. Samples to be collected 2/2.

Low-Flow Readings:

Date Time	Elapsed Time	pH	Temperature	Specific Conductivity	RDO Concentration	Turbidity	ORP	Depth to Water	Salinity	Flow
		+/- 0.1	+/- 1000 %	+/- 5 %	+/- 10 %	+/- 5	+/- 1000 %	+/- 0.3	+/- 1000 %	
2/1/2024 11:32 AM	00:00	7.00 pH	17.79 °C	1,023.7 µS/cm	1.39 mg/L	1.28 NTU	50.7 mV	66.48 ft	0.57 PSU	200.00 ml/min
2/1/2024 11:37 AM	05:00	7.02 pH	17.73 °C	1,036.5 µS/cm	1.51 mg/L	0.51 NTU	45.7 mV	67.68 ft	0.58 PSU	200.00 ml/min
2/1/2024 11:42 AM	10:00	7.03 pH	17.76 °C	1,037.3 µS/cm	1.58 mg/L	1.49 NTU	42.5 mV	68.60 ft	0.58 PSU	200.00 ml/min
2/1/2024 11:47 AM	15:00	7.03 pH	17.82 °C	1,041.4 µS/cm	1.67 mg/L	0.62 NTU	39.8 mV	69.80 ft	0.58 PSU	200.00 ml/min
2/1/2024 11:52 AM	20:00	7.03 pH	17.86 °C	1,041.5 µS/cm	1.67 mg/L	1.07 NTU	37.9 mV	72.11 ft	0.58 PSU	200.00 ml/min
2/1/2024 11:57 AM	25:00	7.03 pH	18.02 °C	1,042.2 µS/cm	1.61 mg/L	0.85 NTU	36.5 mV	74.48 ft	0.58 PSU	200.00 ml/min
2/1/2024 12:02 PM	30:00	7.04 pH	18.08 °C	1,028.9 µS/cm	1.53 mg/L	0.40 NTU	35.5 mV	75.25 ft	0.57 PSU	100.00 ml/min
2/1/2024 12:07 PM	35:00	7.04 pH	18.08 °C	1,032.4 µS/cm	1.48 mg/L	0.63 NTU	34.6 mV	75.96 ft	0.57 PSU	100.00 ml/min
2/1/2024 12:12 PM	40:00	7.04 pH	18.06 °C	1,033.5 µS/cm	1.40 mg/L	0.92 NTU	33.6 mV	77.21 ft	0.58 PSU	100.00 ml/min
2/1/2024 12:17 PM	45:00	7.04 pH	18.01 °C	1,034.0 µS/cm	1.34 mg/L	0.40 NTU	31.5 mV	77.67 ft	0.58 PSU	100.00 ml/min
2/1/2024 12:22 PM	50:00	7.04 pH	18.06 °C	1,035.8 µS/cm	1.31 mg/L	0.31 NTU	29.6 mV	78.25 ft	0.58 PSU	100.00 ml/min
2/1/2024 12:27 PM	55:00	7.04 pH	18.10 °C	1,034.6 µS/cm	1.29 mg/L	0.63 NTU	28.1 mV	79.01 ft	0.58 PSU	100.00 ml/min
2/1/2024 12:32 PM	01:00:00	7.04 pH	18.13 °C	1,036.6 µS/cm	1.30 mg/L	0.49 NTU	26.6 mV	79.62 ft	0.58 PSU	100.00 ml/min
2/1/2024 12:37 PM	01:05:00	7.04 pH	18.18 °C	1,037.7 µS/cm	1.32 mg/L	0.39 NTU	25.1 mV	79.62 ft	0.58 PSU	100.00 ml/min

Samples

Sample ID:	Description:

Low-Flow Test Report:

Test Date / Time: 2/2/2024 11:38:21 AM
Project: Plant Bowen AP January 2024
Operator Name: William Laaker

Location Name: BGWC-7 **Well Diameter: 2 in** **Casing Type: PVC** **Screen Length: 10 ft** **Top of Screen: 80.4 ft** **Total Depth: 90.4 ft** **Initial Depth to Water: 59.56 ft**	**Pump Type: QED Dedicated** **Tubing Type: LDPE** **Pump Intake From TOC: 85.4 ft** **Estimated Total Volume Pumped: 260 ml** **Flow Cell Volume: 90 ml** **Final Flow Rate: 130 ml/min** **Final Draw Down: 1.07 ft**	**Instrument Used: Aqua TROLL 400** **Serial Number: 789301**

Test Notes:
Complete evac on 2/1/24.

Low-Flow Readings:

Date Time	Elapsed Time	pH	Temperature	Specific Conductivity	RDO Concentration	Turbidity	ORP	Depth to Water	Salinity	Flow
		+/- 0.1	+/- 1000 %	+/- 5 %	+/- 10 %	+/- 5	+/- 1000 %	+/- 0.3	+/- 1000 %	
2/2/2024 11:38 AM	00:00	6.92 pH	16.47 °C	921.85 µS/cm	3.85 mg/L	0.21 NTU	140.9 mV	60.22 ft	0.46 PSU	130.00 ml/min
2/2/2024 11:39 AM	01:00	6.90 pH	16.96 °C	934.81 µS/cm	3.11 mg/L	0.38 NTU	115.5 mV	60.42 ft	0.46 PSU	130.00 ml/min
2/2/2024 11:40 AM	02:00	6.89 pH	17.33 °C	923.92 µS/cm	2.98 mg/L	0.34 NTU	98.3 mV	60.63 ft	0.46 PSU	130.00 ml/min

Samples

Sample ID:	Description:
BGWC-7	Metals, Inorganics, Alkalinity, TDS, Sulfide, Radium

Created using VuSitu from In-Situ, Inc.

Low-Flow Test Report:

Test Date / Time: 2/1/2024 10:54:44 AM
Project: Plant Bowen AP January 2024
Operator Name: Jay Siewert

Location Name: BGWC-8 **Well Diameter: 2 in** **Casing Type: PVC** **Screen Length: 10 ft** **Top of Screen: 69.73 ft** **Total Depth: 79.73 ft** **Initial Depth to Water: 41.14 ft**	**Pump Type: QED Dedicated** **Tubing Type: LDPE** **Pump Intake From TOC: 74.73 ft** **Estimated Total Volume Pumped: 3000 ml** **Flow Cell Volume: 90 ml** **Final Flow Rate: 120 ml/min** **Final Draw Down: 0.01 ft**	**Instrument Used: Aqua TROLL 400** **Serial Number: 789310**

Test Notes:
Prepurged 2L.

Low-Flow Readings:

Date Time	Elapsed Time	pH	Temperature	Specific Conductivity	RDO Concentration	Turbidity	ORP	Depth to Water	Salinity	Flow
		+/- 0.1	+/- 1000 %	+/- 5 %	+/- 10 %	+/- 5	+/- 1000 %	+/- 0.3	+/- 1000 %	
2/1/2024 10:54 AM	00:00	6.91 pH	16.15 °C	358.84 µS/cm	5.04 mg/L	3.66 NTU	156.6 mV	41.15 ft	0.17 PSU	120.00 ml/min
2/1/2024 10:59 AM	05:00	6.93 pH	16.26 °C	357.80 µS/cm	5.00 mg/L	3.43 NTU	156.7 mV	41.15 ft	0.17 PSU	120.00 ml/min
2/1/2024 11:04 AM	10:00	6.95 pH	16.23 °C	357.29 µS/cm	4.95 mg/L	2.98 NTU	156.0 mV	41.15 ft	0.17 PSU	120.00 ml/min
2/1/2024 11:09 AM	15:00	6.95 pH	16.36 °C	359.94 µS/cm	4.99 mg/L	2.43 NTU	155.2 mV	41.15 ft	0.17 PSU	120.00 ml/min
2/1/2024 11:14 AM	20:00	6.97 pH	16.18 °C	359.76 µS/cm	4.96 mg/L	2.63 NTU	155.4 mV	41.15 ft	0.17 PSU	120.00 ml/min
2/1/2024 11:19 AM	25:00	6.98 pH	16.32 °C	360.39 µS/cm	4.93 mg/L	2.47 NTU	154.8 mV	41.15 ft	0.17 PSU	120.00 ml/min

Samples

Sample ID:	Description:
BGWC-8	Metals, Inorganics, Alkalinity, TDS, Sulfide, Radium

Created using VuSitu from In-Situ, Inc.

Low-Flow Test Report:

Test Date / Time: 2/1/2024 10:04:19 AM
Project: Plant Bowen AP January 2024
Operator Name: William Laaker

Location Name: BGWC-9 **Well Diameter: 2 in** **Casing Type: PVC** **Screen Length: 10 ft** **Top of Screen: 53.74 ft** **Total Depth: 63.74 ft** **Initial Depth to Water: 25.21 ft**	**Pump Type: QED Dedicated** **Tubing Type: LDPE** **Pump Intake From TOC: 58.74 ft** **Estimated Total Volume Pumped: 12000 ml** **Flow Cell Volume: 90 ml** **Final Flow Rate: 160 ml/min** **Final Draw Down: 0.09 ft**	**Instrument Used: Aqua TROLL 400** **Serial Number: 789301**

Test Notes:
Prepurged 1 L.

Low-Flow Readings:

Date Time	Elapsed Time	pH	Temperature	Specific Conductivity	RDO Concentration	Turbidity	ORP	Depth to Water	Salinity	Flow
		+/- 0.1	+/- 1000 %	+/- 5 %	+/- 10 %	+/- 5	+/- 1000 %	+/- 0.3	+/- 1000 %	
2/1/2024 10:04 AM	00:00	7.12 pH	16.38 °C	621.59 µS/cm	0.71 mg/L	11.86 NTU	137.5 mV	25.30 ft	0.30 PSU	160.00 ml/min
2/1/2024 10:09 AM	05:00	7.10 pH	16.74 °C	640.58 µS/cm	0.58 mg/L	10.11 NTU	111.5 mV	25.30 ft	0.31 PSU	160.00 ml/min
2/1/2024 10:14 AM	10:00	7.08 pH	16.92 °C	621.24 µS/cm	0.95 mg/L	9.28 NTU	105.7 mV	25.30 ft	0.30 PSU	160.00 ml/min
2/1/2024 10:19 AM	15:00	7.08 pH	17.14 °C	612.26 µS/cm	1.04 mg/L	8.35 NTU	103.2 mV	25.30 ft	0.30 PSU	160.00 ml/min
2/1/2024 10:24 AM	20:00	7.08 pH	16.82 °C	599.09 µS/cm	1.26 mg/L	7.61 NTU	102.0 mV	25.30 ft	0.29 PSU	160.00 ml/min
2/1/2024 10:29 AM	25:00	7.07 pH	16.85 °C	594.34 µS/cm	1.44 mg/L	6.33 NTU	101.2 mV	25.30 ft	0.29 PSU	160.00 ml/min
2/1/2024 10:34 AM	30:00	7.07 pH	17.01 °C	584.38 µS/cm	1.63 mg/L	4.85 NTU	100.5 mV	25.30 ft	0.29 PSU	160.00 ml/min
2/1/2024 10:39 AM	35:00	7.06 pH	17.08 °C	575.23 µS/cm	1.78 mg/L	5.48 NTU	100.1 mV	25.30 ft	0.28 PSU	160.00 ml/min
2/1/2024 10:44 AM	40:00	7.05 pH	17.08 °C	562.55 µS/cm	1.98 mg/L	4.72 NTU	99.9 mV	25.30 ft	0.27 PSU	160.00 ml/min
2/1/2024 10:49 AM	45:00	7.04 pH	17.06 °C	561.93 µS/cm	2.09 mg/L	4.31 NTU	99.6 mV	25.30 ft	0.27 PSU	160.00 ml/min
2/1/2024 10:54 AM	50:00	7.04 pH	17.06 °C	555.69 µS/cm	2.19 mg/L	4.41 NTU	99.5 mV	25.30 ft	0.27 PSU	160.00 ml/min
2/1/2024 10:59 AM	55:00	7.03 pH	17.23 °C	548.42 µS/cm	2.37 mg/L	3.86 NTU	99.4 mV	25.30 ft	0.27 PSU	160.00 ml/min
2/1/2024 11:04 AM	01:00:00	7.03 pH	16.65 °C	541.30 µS/cm	2.44 mg/L	3.47 NTU	99.4 mV	25.30 ft	0.26 PSU	160.00 ml/min
2/1/2024 11:09 AM	01:05:00	7.02 pH	16.92 °C	543.56 µS/cm	2.48 mg/L	3.97 NTU	99.4 mV	25.30 ft	0.27 PSU	160.00 ml/min
2/1/2024 11:14 AM	01:10:00	7.02 pH	16.91 °C	544.60 µS/cm	2.49 mg/L	3.23 NTU	99.3 mV	25.30 ft	0.27 PSU	160.00 ml/min

2/1/2024 11:19 AM	01:15:00	7.01 pH	17.06 °C	545.15 µS/cm	2.53 mg/L	2.91 NTU	99.1 mV	25.30 ft	0.27 PSU	160.00 ml/min

Samples

Sample ID:	Description:
BGWC-9	Metals, Inorganics, Alkalinity, TDS, Sulfide, Radium

Created using VuSitu from In-Situ, Inc.

Low-Flow Test Report:

Test Date / Time: 2/1/2024 12:30:25 PM
Project: Plant Bowen AP January 2024
Operator Name: William Laaker

Location Name: BGWC-10 **Well Diameter: 2 in** **Casing Type: PVC** **Screen Length: 10 ft** **Top of Screen: 52.37 ft** **Total Depth: 62.37 ft** **Initial Depth to Water: 22.37 ft**	**Pump Type: QED Dedicated** **Tubing Type: LDPE** **Pump Intake From TOC: 57.37 ft** **Estimated Total Volume Pumped: 22500 ml** **Flow Cell Volume: 90 ml** **Final Flow Rate: 100 ml/min** **Final Draw Down: 25.95 ft**	**Instrument Used: Aqua TROLL 400** **Serial Number: 789301**

Test Notes:
Prepurged 2 L.
Lowered pump rate to 100 mL/min at 01:20:00.

Low-Flow Readings:

Date Time	Elapsed Time	pH	Temperature	Specific Conductivity	RDO Concentration	Turbidity	ORP	Depth to Water	Salinity	Flow
		+/- 0.1	+/- 1000 %	+/- 5 %	+/- 10 %	+/- 5	+/- 1000 %	+/- 0.3	+/- 1000 %	
2/1/2024 12:30 PM	00:00	7.33 pH	17.12 °C	592.20 µS/cm	1.30 mg/L	1.25 NTU	94.2 mV	26.56 ft	0.29 PSU	200.00 ml/min
2/1/2024 12:35 PM	05:00	7.32 pH	17.56 °C	582.98 µS/cm	1.48 mg/L	1.15 NTU	97.8 mV	27.68 ft	0.29 PSU	200.00 ml/min
2/1/2024 12:40 PM	10:00	7.31 pH	17.46 °C	581.73 µS/cm	1.67 mg/L	0.92 NTU	99.0 mV	29.13 ft	0.28 PSU	200.00 ml/min
2/1/2024 12:45 PM	15:00	7.31 pH	17.27 °C	579.39 µS/cm	1.78 mg/L	1.42 NTU	100.0 mV	30.69 ft	0.28 PSU	200.00 ml/min
2/1/2024 12:50 PM	20:00	7.31 pH	17.36 °C	581.73 µS/cm	1.84 mg/L	0.91 NTU	100.7 mV	32.24 ft	0.28 PSU	200.00 ml/min
2/1/2024 12:55 PM	25:00	7.31 pH	17.33 °C	582.69 µS/cm	1.86 mg/L	0.95 NTU	101.3 mV	33.63 ft	0.28 PSU	200.00 ml/min
2/1/2024 1:00 PM	30:00	7.31 pH	17.23 °C	580.65 µS/cm	1.87 mg/L	0.54 NTU	101.7 mV	35.02 ft	0.28 PSU	200.00 ml/min
2/1/2024 1:05 PM	35:00	7.31 pH	17.30 °C	583.14 µS/cm	1.87 mg/L	1.32 NTU	101.9 mV	36.31 ft	0.29 PSU	200.00 ml/min
2/1/2024 1:10 PM	40:00	7.31 pH	17.47 °C	580.22 µS/cm	1.86 mg/L	1.12 NTU	102.3 mV	37.55 ft	0.28 PSU	200.00 ml/min
2/1/2024 1:15 PM	45:00	7.31 pH	17.18 °C	583.60 µS/cm	1.89 mg/L	0.98 NTU	102.7 mV	38.84 ft	0.29 PSU	200.00 ml/min
2/1/2024 1:20 PM	50:00	7.30 pH	17.41 °C	586.04 µS/cm	1.92 mg/L	0.78 NTU	102.7 mV	40.02 ft	0.29 PSU	200.00 ml/min
2/1/2024 1:25 PM	55:00	7.30 pH	17.27 °C	586.82 µS/cm	1.97 mg/L	0.59 NTU	103.1 mV	41.16 ft	0.29 PSU	200.00 ml/min
2/1/2024 1:30 PM	01:00:00	7.31 pH	17.14 °C	589.49 µS/cm	2.03 mg/L	0.79 NTU	103.2 mV	42.29 ft	0.29 PSU	200.00 ml/min
2/1/2024 1:35 PM	01:05:00	7.30 pH	17.10 °C	592.71 µS/cm	2.14 mg/L	0.80 NTU	99.8 mV	43.44 ft	0.29 PSU	200.00 ml/min
2/1/2024 1:40 PM	01:10:00	7.30 pH	17.30 °C	594.71 µS/cm	2.27 mg/L	0.72 NTU	94.3 mV	44.54 ft	0.29 PSU	200.00 ml/min

2/1/2024 1:45 PM	01:15:00	7.29 pH	17.42 °C	597.35 µS/cm	2.37 mg/L	0.75 NTU	88.8 mV	45.60 ft	0.29 PSU	200.00 ml/min
2/1/2024 1:50 PM	01:20:00	7.28 pH	17.63 °C	597.28 µS/cm	2.40 mg/L	0.72 NTU	81.5 mV	46.64 ft	0.29 PSU	100.00 ml/min
2/1/2024 1:55 PM	01:25:00	7.28 pH	17.63 °C	594.38 µS/cm	2.41 mg/L	0.68 NTU	79.3 mV	47.07 ft	0.29 PSU	100.00 ml/min
2/1/2024 2:00 PM	01:30:00	7.24 pH	17.81 °C	608.23 µS/cm	1.62 mg/L	0.51 NTU	70.7 mV	47.30 ft	0.30 PSU	100.00 ml/min
2/1/2024 2:05 PM	01:35:00	7.23 pH	17.75 °C	611.74 µS/cm	1.35 mg/L	0.35 NTU	69.1 mV	47.55 ft	0.30 PSU	100.00 ml/min
2/1/2024 2:10 PM	01:40:00	7.24 pH	17.64 °C	610.62 µS/cm	1.32 mg/L	0.36 NTU	71.3 mV	47.78 ft	0.30 PSU	100.00 ml/min
2/1/2024 2:15 PM	01:45:00	7.25 pH	17.36 °C	612.23 µS/cm	1.33 mg/L	0.25 NTU	72.7 mV	47.91 ft	0.30 PSU	100.00 ml/min
2/1/2024 2:20 PM	01:50:00	7.24 pH	17.14 °C	616.28 µS/cm	1.02 mg/L	0.24 NTU	69.1 mV	48.06 ft	0.30 PSU	100.00 ml/min
2/1/2024 2:25 PM	01:55:00	7.24 pH	17.34 °C	617.69 µS/cm	1.09 mg/L	0.04 NTU	66.5 mV	48.15 ft	0.30 PSU	100.00 ml/min
2/1/2024 2:30 PM	02:00:00	7.24 pH	17.32 °C	615.64 µS/cm	0.91 mg/L	0.06 NTU	64.6 mV	48.20 ft	0.30 PSU	100.00 ml/min
2/1/2024 2:35 PM	02:05:00	7.23 pH	17.33 °C	618.80 µS/cm	0.64 mg/L	0.06 NTU	60.0 mV	48.22 ft	0.30 PSU	100.00 ml/min
2/1/2024 2:40 PM	02:10:00	7.22 pH	17.25 °C	620.30 µS/cm	0.53 mg/L	0.01 NTU	57.0 mV	48.25 ft	0.30 PSU	100.00 ml/min
2/1/2024 2:45 PM	02:15:00	7.22 pH	17.36 °C	619.80 µS/cm	0.51 mg/L	0.03 NTU	53.1 mV	48.28 ft	0.30 PSU	100.00 ml/min
2/1/2024 2:50 PM	02:20:00	7.23 pH	17.14 °C	618.83 µS/cm	0.53 mg/L	0.04 NTU	52.2 mV	48.30 ft	0.30 PSU	100.00 ml/min
2/1/2024 2:55 PM	02:25:00	7.23 pH	16.93 °C	620.90 µS/cm	0.44 mg/L	0.01 NTU	48.8 mV	48.32 ft	0.30 PSU	100.00 ml/min

Samples

Sample ID:	Description:
BGWC-10	Metals, Inorganics, Alkalinity, TDS, Sulfide, Radium

Created using VuSitu from In-Situ, Inc.

Low-Flow Test Report:

Test Date / Time: 2/1/2024 1:26:16 PM
Project: Plant Bowen AP January 2024
Operator Name: Jay Siewert

Location Name: BGWC-12 **Well Diameter: 2 in** **Casing Type: PVC** **Screen Length: 10 ft** **Top of Screen: 68.28 ft** **Total Depth: 78.28 ft** **Initial Depth to Water: 35.18 ft**	**Pump Type: QED Dedicated** **Tubing Type: LDPE** **Pump Intake From TOC: 73.28 ft** **Estimated Total Volume Pumped: 3000 ml** **Flow Cell Volume: 90 ml** **Final Flow Rate: 120 ml/min** **Final Draw Down: 0.38 ft**	**Instrument Used: Aqua TROLL 400** **Serial Number: 789310**

Test Notes:
Prepurged 2L.

Low-Flow Readings:

Date Time	Elapsed Time	pH	Temperature	Specific Conductivity	RDO Concentration	Turbidity	ORP	Depth to Water	Salinity	Flow
		+/- 0.1	+/- 1000 %	+/- 5 %	+/- 10 %	+/- 5	+/- 1000 %	+/- 0.3	+/- 1000 %	
2/1/2024 1:26 PM	00:00	6.50 pH	18.02 °C	1,559.0 µS/cm	1.13 mg/L	1.38 NTU	47.1 mV	35.52 ft	0.79 PSU	120.00 ml/min
2/1/2024 1:31 PM	05:00	6.49 pH	17.88 °C	1,555.8 µS/cm	1.07 mg/L	0.67 NTU	70.7 mV	35.54 ft	0.79 PSU	120.00 ml/min
2/1/2024 1:36 PM	10:00	6.49 pH	17.45 °C	1,563.5 µS/cm	1.04 mg/L	1.78 NTU	71.4 mV	35.54 ft	0.79 PSU	120.00 ml/min
2/1/2024 1:41 PM	15:00	6.47 pH	17.90 °C	1,567.5 µS/cm	1.01 mg/L	0.50 NTU	71.3 mV	35.55 ft	0.80 PSU	120.00 ml/min
2/1/2024 1:46 PM	20:00	6.47 pH	17.88 °C	1,571.9 µS/cm	0.99 mg/L	0.61 NTU	76.2 mV	35.55 ft	0.80 PSU	120.00 ml/min
2/1/2024 1:51 PM	25:00	6.46 pH	18.27 °C	1,573.3 µS/cm	0.98 mg/L	0.55 NTU	74.7 mV	35.56 ft	0.80 PSU	120.00 ml/min

Samples

Sample ID:	Description:
BGWC-12	Metals, Inorganics, Alkalinity, TDS, Sulfide, Radium

Low-Flow Test Report:

Test Date / Time: 2/1/2024 1:40:29 PM
Project: Plant Bowen AP January 2024
Operator Name: Kevin Stephenson

Location Name: BGWC-14A **Well Diameter: 2 in** **Casing Type: PVC** **Screen Length: 10 ft** **Top of Screen: 89.46 ft** **Total Depth: 99.46 ft** **Initial Depth to Water: 69.23 ft**	**Pump Type: QED Dedicated** **Tubing Type: LDPE** **Pump Intake From TOC: 95.94 ft** **Estimated Total Volume Pumped: 3500 ml** **Flow Cell Volume: 90 ml** **Final Flow Rate: 140 ml/min** **Final Draw Down: 0.01 ft**	**Instrument Used: Aqua TROLL 400** **Serial Number: 893479**

Test Notes:
Pre-purged 1 liter.

Low-Flow Readings:

Date Time	Elapsed Time	pH	Temperature	Specific Conductivity	RDO Concentration	Turbidity	ORP	Depth to Water	Salinity	Flow
		+/- 0.1	+/- 1000 %	+/- 5 %	+/- 10 %	+/- 5	+/- 1000 %	+/- 0.3	+/- 1000 %	
2/1/2024 1:40 PM	00:00	6.87 pH	18.85 °C	1,441.6 µS/cm	1.88 mg/L	0.03 NTU	50.2 mV	69.25 ft	0.81 PSU	140.00 ml/min
2/1/2024 1:45 PM	05:00	6.84 pH	18.06 °C	1,452.1 µS/cm	1.04 mg/L	0.08 NTU	50.7 mV	69.23 ft	0.82 PSU	140.00 ml/min
2/1/2024 1:50 PM	10:00	6.84 pH	17.66 °C	1,444.6 µS/cm	0.72 mg/L	0.02 NTU	48.9 mV	69.23 ft	0.82 PSU	140.00 ml/min
2/1/2024 1:55 PM	15:00	6.84 pH	17.84 °C	1,439.8 µS/cm	0.47 mg/L	0.01 NTU	46.8 mV	69.24 ft	0.81 PSU	140.00 ml/min
2/1/2024 2:00 PM	20:00	6.85 pH	17.93 °C	1,439.0 µS/cm	0.37 mg/L	0.02 NTU	44.9 mV	69.24 ft	0.81 PSU	140.00 ml/min
2/1/2024 2:05 PM	25:00	6.85 pH	17.86 °C	1,443.4 µS/cm	0.33 mg/L	0.07 NTU	43.7 mV	69.24 ft	0.82 PSU	140.00 ml/min

Samples

Sample ID:	Description:
BGWC-14A	Metals, Inorganics, Alkalinity, TDS, Sulfide, Radium

Created using VuSitu from In-Situ, Inc.

Low-Flow Test Report:

Test Date / Time: 2/1/2024 3:10:57 PM
Project: Plant Bowen AP January 2024
Operator Name: Kevin Stephenson

Location Name: BGWC-16 **Well Diameter: 2 in** **Casing Type: PVC** **Screen Length: 10 ft** **Top of Screen: 38.99 ft** **Total Depth: 48.99 ft** **Initial Depth to Water: 14.84 ft**	**Pump Type: QED Dedicated** **Tubing Type: LDPE** **Pump Intake From TOC: 43.99 ft** **Estimated Total Volume Pumped: 2800 ml** **Flow Cell Volume: 90 ml** **Final Flow Rate: 140 ml/min** **Final Draw Down: 0.07 ft**	**Instrument Used: Aqua TROLL 400** **Serial Number: 893479**

Test Notes:
Pre-purged 2 liters.

Low-Flow Readings:

Date Time	Elapsed Time	pH	Temperature	Specific Conductivity	RDO Concentration	Turbidity	ORP	Depth to Water	Salinity	Flow
		+/- 0.1	+/- 1000 %	+/- 5 %	+/- 10 %	+/- 5	+/- 1000 %	+/- 0.3	+/- 1000 %	
2/1/2024 3:10 PM	00:00	6.51 pH	18.44 °C	1,490.7 µS/cm	0.39 mg/L	3.72 NTU	47.5 mV	14.91 ft	0.84 PSU	140.00 ml/min
2/1/2024 3:15 PM	05:00	6.51 pH	18.17 °C	1,498.7 µS/cm	0.27 mg/L	3.15 NTU	49.3 mV	14.91 ft	0.85 PSU	140.00 ml/min
2/1/2024 3:20 PM	10:00	6.51 pH	18.13 °C	1,501.0 µS/cm	0.24 mg/L	3.88 NTU	50.2 mV	14.91 ft	0.85 PSU	140.00 ml/min
2/1/2024 3:25 PM	15:00	6.51 pH	18.15 °C	1,506.0 µS/cm	0.20 mg/L	3.20 NTU	49.9 mV	14.91 ft	0.85 PSU	140.00 ml/min
2/1/2024 3:30 PM	20:00	6.51 pH	18.22 °C	1,503.5 µS/cm	0.22 mg/L	3.00 NTU	50.2 mV	14.91 ft	0.85 PSU	140.00 ml/min

Samples

Sample ID:	Description:
BGWC-16	Metals, Inorganics, Alkalinity, TDS, Sulfide, Radium

Low-Flow Test Report:

Test Date / Time: 2/1/2024 3:37:02 PM
Project: Plant Bowen AP January 2024
Operator Name: Jay Siewert

Location Name: BGWC-17 **Well Diameter: 2 in** **Casing Type: PVC** **Screen Length: 10 ft** **Top of Screen: 58.39 ft** **Total Depth: 68.39 ft** **Initial Depth to Water: 13.23 ft**	**Pump Type: QED Dedicated** **Tubing Type: LDPE** **Pump Intake From TOC: 63.39 ft** **Estimated Total Volume Pumped: 3500 ml** **Flow Cell Volume: 90 ml** **Final Flow Rate: 140 ml/min** **Final Draw Down: 0.07 ft**	**Instrument Used: Aqua TROLL 400** **Serial Number: 789310**

Test Notes:
Prepurged 2.5L.

Low-Flow Readings:

Date Time	Elapsed Time	pH	Temperature	Specific Conductivity	RDO Concentration	Turbidity	ORP	Depth to Water	Salinity	Flow
		+/- 0.1	+/- 1000 %	+/- 5 %	+/- 10 %	+/- 5	+/- 1000 %	+/- 0.3	+/- 1000 %	
2/1/2024 3:37 PM	00:00	6.96 pH	17.54 °C	754.85 µS/cm	0.42 mg/L	1.10 NTU	45.7 mV	13.27 ft	0.37 PSU	140.00 ml/min
2/1/2024 3:42 PM	05:00	6.92 pH	17.61 °C	754.57 µS/cm	0.31 mg/L	0.80 NTU	-33.0 mV	13.30 ft	0.37 PSU	140.00 ml/min
2/1/2024 3:47 PM	10:00	6.90 pH	17.31 °C	760.82 µS/cm	0.25 mg/L	0.31 NTU	86.9 mV	13.30 ft	0.38 PSU	140.00 ml/min
2/1/2024 3:52 PM	15:00	6.88 pH	17.21 °C	761.84 µS/cm	0.25 mg/L	0.49 NTU	88.9 mV	13.30 ft	0.38 PSU	140.00 ml/min
2/1/2024 3:57 PM	20:00	6.87 pH	17.12 °C	761.77 µS/cm	0.20 mg/L	0.82 NTU	92.0 mV	13.30 ft	0.38 PSU	140.00 ml/min
2/1/2024 4:02 PM	25:00	6.87 pH	17.03 °C	763.68 µS/cm	0.19 mg/L	0.81 NTU	90.9 mV	13.30 ft	0.38 PSU	140.00 ml/min

Samples

Sample ID:	Description:
BGWC-17	Metals, Inorganics, Alkalinity, TDS, Sulfide, Radium

Low-Flow Test Report:

Test Date / Time: 2/2/2024 10:51:09 AM
Project: Plant Bowen AP January 2024
Operator Name: Jay Siewert

Location Name: BGWC-18 **Well Diameter: 2 in** **Casing Type: PVC** **Screen Length: 10 ft** **Top of Screen: 27.95 ft** **Total Depth: 37.95 ft** **Initial Depth to Water: 11.08 ft**	**Pump Type: QED Dedicated** **Tubing Type: LDPE** **Pump Intake From TOC: 32.95 ft** **Estimated Total Volume Pumped: 3750 ml** **Flow Cell Volume: 90 ml** **Final Flow Rate: 150 ml/min** **Final Draw Down: 0.07 ft**	**Instrument Used: Aqua TROLL 400** **Serial Number: 789310**

Test Notes:
Prepurged 2L.

Low-Flow Readings:

Date Time	Elapsed Time	pH	Temperature	Specific Conductivity	RDO Concentration	Turbidity	ORP	Depth to Water	Salinity	Flow
		+/- 0.1	+/- 1000 %	+/- 5 %	+/- 10 %	+/- 5	+/- 1000 %	+/- 0.3	+/- 1000 %	
2/2/2024 10:51 AM	00:00	6.00 pH	17.05 °C	367.03 µS/cm	3.94 mg/L	0.82 NTU	80.5 mV	11.14 ft	0.18 PSU	150.00 ml/min
2/2/2024 10:56 AM	05:00	5.90 pH	17.03 °C	363.46 µS/cm	3.92 mg/L	0.44 NTU	1.2 mV	11.15 ft	0.18 PSU	150.00 ml/min
2/2/2024 11:01 AM	10:00	5.84 pH	17.13 °C	361.84 µS/cm	3.91 mg/L	0.89 NTU	76.4 mV	11.15 ft	0.17 PSU	150.00 ml/min
2/2/2024 11:06 AM	15:00	5.82 pH	17.17 °C	361.06 µS/cm	3.88 mg/L	1.06 NTU	77.2 mV	11.15 ft	0.17 PSU	150.00 ml/min
2/2/2024 11:11 AM	20:00	5.79 pH	17.21 °C	359.00 µS/cm	3.90 mg/L	0.93 NTU	76.9 mV	11.15 ft	0.17 PSU	150.00 ml/min
2/2/2024 11:16 AM	25:00	5.77 pH	17.39 °C	355.86 µS/cm	3.87 mg/L	0.89 NTU	74.4 mV	11.15 ft	0.17 PSU	150.00 ml/min

Samples

Sample ID:	Description:
BGWC-18	Metals, Inorganics, Alkalinity, TDS, Sulfide, Radium
FD-02	Metals, Inorganics, Alkalinity, TDS, Sulfide, Radium

Created using VuSitu from In-Situ, Inc.

Low-Flow Test Report:

Test Date / Time: 2/2/2024 1:18:39 PM
Project: Plant Bowen AP January 2024
Operator Name: Jay Siewert

Location Name: BGWC-19 **Well Diameter: 2 in** **Casing Type: PVC** **Screen Length: 10 ft** **Top of Screen: 44.58 ft** **Total Depth: 54.58 ft** **Initial Depth to Water: 12.91 ft**	**Pump Type: QED Dedicated** **Tubing Type: LDPE** **Pump Intake From TOC: 49.58 ft** **Estimated Total Volume Pumped: 4550 ml** **Flow Cell Volume: 90 ml** **Final Flow Rate: 130 ml/min** **Final Draw Down: 1.28 ft**	**Instrument Used: Aqua TROLL 400** **Serial Number: 789310**

Test Notes:
Prepurged 2L.

Low-Flow Readings:

Date Time	Elapsed Time	pH	Temperature	Specific Conductivity	RDO Concentration	Turbidity	ORP	Depth to Water	Salinity	Flow
		+/- 0.1	+/- 1000 %	+/- 5 %	+/- 10 %	+/- 5	+/- 1000 %	+/- 0.3	+/- 1000 %	
2/2/2024 1:18 PM	00:00	6.37 pH	17.88 °C	394.44 µS/cm	1.99 mg/L	3.25 NTU	7.6 mV	14.11 ft	0.19 PSU	130.00 ml/min
2/2/2024 1:23 PM	05:00	6.34 pH	17.84 °C	399.04 µS/cm	1.59 mg/L	2.65 NTU	30.3 mV	14.13 ft	0.19 PSU	130.00 ml/min
2/2/2024 1:28 PM	10:00	6.33 pH	17.81 °C	402.45 µS/cm	1.33 mg/L	2.47 NTU	32.0 mV	14.15 ft	0.19 PSU	130.00 ml/min
2/2/2024 1:33 PM	15:00	6.31 pH	17.88 °C	401.92 µS/cm	1.07 mg/L	2.19 NTU	29.8 mV	14.16 ft	0.19 PSU	130.00 ml/min
2/2/2024 1:38 PM	20:00	6.30 pH	17.97 °C	404.29 µS/cm	0.98 mg/L	2.09 NTU	31.2 mV	14.18 ft	0.20 PSU	130.00 ml/min
2/2/2024 1:43 PM	25:00	6.30 pH	17.91 °C	403.85 µS/cm	0.90 mg/L	2.81 NTU	31.2 mV	14.19 ft	0.20 PSU	130.00 ml/min
2/2/2024 1:48 PM	30:00	6.29 pH	18.06 °C	405.12 µS/cm	0.85 mg/L	2.44 NTU	32.0 mV	14.19 ft	0.20 PSU	130.00 ml/min
2/2/2024 1:53 PM	35:00	6.29 pH	18.04 °C	404.30 µS/cm	0.82 mg/L	2.32 NTU	33.8 mV	14.19 ft	0.20 PSU	130.00 ml/min

Samples

Sample ID:	Description:
BGWC-19	Metals, Inorganics, Alkalinity, TDS, Sulfide, Radium

Low-Flow Test Report:

Test Date / Time: 2/5/2024 2:16:39 PM
Project: Plant Bowen AP January 2024
Operator Name: Kevin Stephenson

Location Name: BGWC-20 **Well Diameter: 2 in** **Casing Type: PVC** **Screen Length: 10 ft** **Top of Screen: 39.73 ft** **Total Depth: 49.73 ft** **Initial Depth to Water: 15.74 ft**	**Pump Type: QED Dedicated** **Tubing Type: LDPE** **Pump Intake From TOC: 44.73 ft** **Estimated Total Volume Pumped: 9800 ml** **Flow Cell Volume: 90 ml** **Final Flow Rate: 140 ml/min** **Final Draw Down: 7.48 ft**	**Instrument Used: Aqua TROLL 400** **Serial Number: 893479**

Test Notes:
Pre-purged 3 liters.

Low-Flow Readings:

Date Time	Elapsed Time	pH	Temperature	Specific Conductivity	RDO Concentration	Turbidity	ORP	Depth to Water	Salinity	Flow
		+/- 0.1	+/- 1000 %	+/- 5 %	+/- 10 %	+/- 5	+/- 1000 %	+/- 0.3	+/- 1000 %	
2/5/2024 2:16 PM	00:00	7.17 pH	18.98 °C	2,844.1 µS/cm	1.38 mg/L	0.14 NTU	3.9 mV	20.19 ft	1.66 PSU	140.00 ml/min
2/5/2024 2:21 PM	05:00	7.19 pH	18.40 °C	2,858.6 µS/cm	1.81 mg/L	0.04 NTU	8.1 mV	20.56 ft	1.67 PSU	140.00 ml/min
2/5/2024 2:26 PM	10:00	7.21 pH	18.84 °C	2,857.5 µS/cm	1.93 mg/L	0.06 NTU	-2.9 mV	20.94 ft	1.67 PSU	140.00 ml/min
2/5/2024 2:31 PM	15:00	7.22 pH	18.67 °C	2,872.8 µS/cm	1.87 mg/L	0.04 NTU	-9.1 mV	21.24 ft	1.68 PSU	140.00 ml/min
2/5/2024 2:36 PM	20:00	7.23 pH	18.84 °C	2,874.2 µS/cm	1.74 mg/L	0.07 NTU	-6.6 mV	21.54 ft	1.68 PSU	140.00 ml/min
2/5/2024 2:41 PM	25:00	7.23 pH	19.06 °C	2,881.7 µS/cm	1.60 mg/L	0.03 NTU	-4.0 mV	21.76 ft	1.69 PSU	140.00 ml/min
2/5/2024 2:46 PM	30:00	7.24 pH	18.96 °C	2,882.1 µS/cm	1.49 mg/L	0.02 NTU	0.3 mV	22.01 ft	1.69 PSU	140.00 ml/min
2/5/2024 2:51 PM	35:00	7.24 pH	18.76 °C	2,892.0 µS/cm	1.38 mg/L	0.04 NTU	2.4 mV	22.20 ft	1.69 PSU	140.00 ml/min
2/5/2024 2:56 PM	40:00	7.24 pH	18.83 °C	2,885.5 µS/cm	1.27 mg/L	0.06 NTU	24.5 mV	22.42 ft	1.69 PSU	140.00 ml/min
2/5/2024 3:01 PM	45:00	7.25 pH	18.93 °C	2,881.1 µS/cm	1.21 mg/L	0.14 NTU	-1.2 mV	22.55 ft	1.69 PSU	140.00 ml/min
2/5/2024 3:06 PM	50:00	7.25 pH	18.89 °C	2,888.4 µS/cm	1.14 mg/L	0.04 NTU	15.5 mV	22.73 ft	1.69 PSU	140.00 ml/min
2/5/2024 3:11 PM	55:00	7.25 pH	18.80 °C	2,887.3 µS/cm	1.05 mg/L	0.01 NTU	71.3 mV	23.91 ft	1.69 PSU	140.00 ml/min
2/5/2024 3:16 PM	01:00:00	7.25 pH	18.93 °C	2,890.4 µS/cm	0.98 mg/L	0.05 NTU	155.2 mV	23.03 ft	1.69 PSU	140.00 ml/min
2/5/2024 3:21 PM	01:05:00	7.26 pH	18.76 °C	2,883.6 µS/cm	0.95 mg/L	0.05 NTU	148.2 mV	23.13 ft	1.69 PSU	140.00 ml/min
2/5/2024 3:26 PM	01:10:00	7.25 pH	18.97 °C	2,868.5 µS/cm	0.89 mg/L	0.08 NTU	101.5 mV	23.22 ft	1.68 PSU	140.00 ml/min

Samples

Sample ID:	Description:
BGWC-20	Metals, Inorganics, Alkalinity, TDS, Sulfide, Radium

Created using VuSitu from In-Situ, Inc.

Low-Flow Test Report:

Test Date / Time: 2/5/2024 3:06:07 PM
Project: Plant Bowen AP January 2024
Operator Name: Jay Siewert

Location Name: BGWC-21 **Well Diameter: 2 in** **Casing Type: PVC** **Screen Length: 10 ft** **Top of Screen: 42.99 ft** **Total Depth: 52.99 ft** **Initial Depth to Water: 23.35 ft**	**Pump Type: QED Dedicated** **Tubing Type: LDPE** **Pump Intake From TOC: 47.99 ft** **Estimated Total Volume Pumped: 2800 ml** **Flow Cell Volume: 90 ml** **Final Flow Rate: 140 ml/min** **Final Draw Down: 0.4 ft**	**Instrument Used: Aqua TROLL 400** **Serial Number: 789310**

Test Notes:
Prepurged 2L; water has odor.

Low-Flow Readings:

Date Time	Elapsed Time	pH	Temperature	Specific Conductivity	RDO Concentration	Turbidity	ORP	Depth to Water	Salinity	Flow
		+/- 0.1	+/- 1000 %	+/- 5 %	+/- 10 %	+/- 5	+/- 1000 %	+/- 0.3	+/- 1000 %	
2/5/2024 3:06 PM	00:00	6.91 pH	18.99 °C	402.19 µS/cm	0.28 mg/L	2.36 NTU	14.5 mV	23.70 ft	0.19 PSU	140.00 ml/min
2/5/2024 3:11 PM	05:00	6.89 pH	18.77 °C	399.53 µS/cm	0.27 mg/L	2.07 NTU	41.8 mV	23.70 ft	0.19 PSU	140.00 ml/min
2/5/2024 3:16 PM	10:00	6.89 pH	18.69 °C	401.89 µS/cm	0.32 mg/L	1.99 NTU	42.7 mV	23.75 ft	0.19 PSU	140.00 ml/min
2/5/2024 3:21 PM	15:00	6.89 pH	18.86 °C	403.58 µS/cm	0.34 mg/L	1.70 NTU	41.1 mV	23.75 ft	0.20 PSU	140.00 ml/min
2/5/2024 3:26 PM	20:00	6.90 pH	18.73 °C	407.00 µS/cm	0.36 mg/L	1.36 NTU	40.9 mV	23.75 ft	0.20 PSU	140.00 ml/min

Samples

Sample ID:	Description:
BGWC-21	Metals, Inorganics, Alkalinity, TDS, Sulfide, Radium

Created using VuSitu from In-Situ, Inc.

Low-Flow Test Report:

Test Date / Time: 2/8/2024 12:10:58 PM
Project: Plant Bowen AP January 2024
Operator Name: William Laaker

Location Name: BGWC-22 **Well Diameter: 2 in** **Casing Type: PVC** **Screen Length: 10 ft** **Top of Screen: 33.05 ft** **Total Depth: 43.05 ft** **Initial Depth to Water: 30.2 ft**	**Pump Type: GeoTech Peristaltic** **Tubing Type: LDPE** **Pump Intake From TOC: 38.05 ft** **Estimated Total Volume Pumped: 2400 ml** **Flow Cell Volume: 90 ml** **Final Flow Rate: 120 ml/min** **Final Draw Down: 0.17 ft**	**Instrument Used: Aqua TROLL 400** **Serial Number: 789301**

Test Notes:
Prepurged 1 L.

Low-Flow Readings:

Date Time	Elapsed Time	pH	Temperature	Specific Conductivity	RDO Concentration	Turbidity	ORP	Depth to Water	Salinity	Flow
		+/- 0.1	+/- 1000 %	+/- 5 %	+/- 10 %	+/- 5	+/- 1000 %	+/- 0.3	+/- 1000 %	
2/8/2024 12:10 PM	00:00	6.42 pH	16.57 °C	3,312.3 µS/cm	0.29 mg/L	0.29 NTU	90.7 mV	30.36 ft	1.75 PSU	120.00 ml/min
2/8/2024 12:15 PM	05:00	6.42 pH	16.74 °C	3,331.0 µS/cm	0.23 mg/L	0.13 NTU	83.0 mV	30.36 ft	1.76 PSU	120.00 ml/min
2/8/2024 12:20 PM	10:00	6.43 pH	16.65 °C	3,313.9 µS/cm	0.20 mg/L	0.15 NTU	81.1 mV	30.37 ft	1.75 PSU	120.00 ml/min
2/8/2024 12:25 PM	15:00	6.43 pH	16.72 °C	3,324.8 µS/cm	0.18 mg/L	0.10 NTU	80.4 mV	30.37 ft	1.76 PSU	120.00 ml/min
2/8/2024 12:30 PM	20:00	6.44 pH	16.49 °C	3,332.1 µS/cm	0.17 mg/L	0.09 NTU	80.0 mV	30.37 ft	1.76 PSU	120.00 ml/min

Samples

Sample ID:	Description:
BGWC-22	Metals, Inorganics, Alkalinity, TDS, Sulfide, Radium

Low-Flow Test Report:

Test Date / Time: 2/8/2024 2:03:09 PM
Project: Plant Bowen AP January 2024
Operator Name: Jay Siewert

Location Name: BGWC-23 **Well Diameter: 2 in** **Casing Type: PVC** **Screen Length: 10 ft** **Top of Screen: 40.95 ft** **Total Depth: 50.95 ft** **Initial Depth to Water: 32.39 ft**	**Pump Type: QED Dedicated** **Tubing Type: LDPE** **Pump Intake From TOC: 45.95 ft** **Estimated Total Volume Pumped: 2700 ml** **Flow Cell Volume: 90 ml** **Final Flow Rate: 135 ml/min** **Final Draw Down: 1.54 ft**	**Instrument Used: Aqua TROLL 400** **Serial Number: 789310**

Test Notes:
Prepurged 2L.

Low-Flow Readings:

Date Time	Elapsed Time	pH	Temperature	Specific Conductivity	RDO Concentration	Turbidity	ORP	Depth to Water	Salinity	Flow
		+/- 0.1	+/- 1000 %	+/- 5 %	+/- 10 %	+/- 5	+/- 1000 %	+/- 0.3	+/- 1000 %	
2/8/2024 2:03 PM	00:00	6.57 pH	17.29 °C	2,479.8 µS/cm	0.24 mg/L	3.12 NTU	0.6 mV	33.72 ft	1.29 PSU	135.00 ml/min
2/8/2024 2:08 PM	05:00	6.57 pH	17.37 °C	2,465.3 µS/cm	0.19 mg/L	3.00 NTU	-99.9 mV	33.79 ft	1.28 PSU	135.00 ml/min
2/8/2024 2:13 PM	10:00	6.57 pH	17.26 °C	2,469.1 µS/cm	0.14 mg/L	2.48 NTU	25.7 mV	33.86 ft	1.28 PSU	135.00 ml/min
2/8/2024 2:18 PM	15:00	6.57 pH	17.24 °C	2,475.7 µS/cm	0.11 mg/L	2.02 NTU	32.4 mV	33.89 ft	1.29 PSU	135.00 ml/min
2/8/2024 2:23 PM	20:00	6.56 pH	17.41 °C	2,476.9 µS/cm	0.09 mg/L	2.01 NTU	37.6 mV	33.93 ft	1.29 PSU	135.00 ml/min

Samples

Sample ID:	Description:
BGWC-23	Metals, Inorganics, Alkalinity, TDS, Sulfide, Radium

Created using VuSitu from In-Situ, Inc.

Low-Flow Test Report:

Test Date / Time: 1/30/2024 2:10:04 PM
Project: Plant Bowen AP January 2024
Operator Name: Kevin Stephenson

Location Name: BGWC-24 **Well Diameter: 2 in** **Casing Type: PVC** **Screen Length: 10 ft** **Top of Screen: 56.11 ft** **Total Depth: 66.11 ft** **Initial Depth to Water: 12.78 ft**	**Pump Type: QED Dedicated** **Tubing Type: LDPE** **Pump Intake From TOC: 61.11 ft** **Estimated Total Volume Pumped: 2500 ml** **Flow Cell Volume: 90 ml** **Final Flow Rate: 100 ml/min** **Final Draw Down: 4.1 ft**	**Instrument Used: Aqua TROLL 400** **Serial Number: 789317**

Test Notes:
Pre-purged 1 liter.

Low-Flow Readings:

Date Time	Elapsed Time	pH	Temperature	Specific Conductivity	RDO Concentration	Turbidity	ORP	Depth to Water	Salinity	Flow
		+/- 0.1	+/- 1000 %	+/- 5 %	+/- 10 %	+/- 5	+/- 1000 %	+/- 0.3	+/- 1000 %	
1/30/2024 2:10 PM	00:00	6.29 pH	30.73 °C	2,338.0 µS/cm	0.04 mg/L	0.56 NTU	85.3 mV	16.26 ft	1.21 PSU	100.00 ml/min
1/30/2024 2:15 PM	05:00	6.27 pH	24.08 °C	2,636.4 µS/cm	0.14 mg/L	1.07 NTU	80.3 mV	16.42 ft	1.38 PSU	100.00 ml/min
1/30/2024 2:20 PM	10:00	6.27 pH	25.02 °C	2,584.8 µS/cm	0.13 mg/L	1.23 NTU	79.3 mV	16.53 ft	1.35 PSU	100.00 ml/min
1/30/2024 2:25 PM	15:00	6.27 pH	23.78 °C	2,655.0 µS/cm	0.13 mg/L	1.25 NTU	78.9 mV	16.65 ft	1.39 PSU	100.00 ml/min
1/30/2024 2:30 PM	20:00	6.26 pH	23.88 °C	2,644.9 µS/cm	0.11 mg/L	0.94 NTU	79.3 mV	16.77 ft	1.38 PSU	100.00 ml/min
1/30/2024 2:35 PM	25:00	6.26 pH	24.16 °C	2,628.9 µS/cm	0.11 mg/L	0.83 NTU	80.2 mV	16.88 ft	1.38 PSU	100.00 ml/min

Samples

Sample ID:	Description:
BGWC-24	Metals, Inorganics, Alkalinity, TDS, Sulfide, Radium

Low-Flow Test Report:

Test Date / Time: 2/5/2024 1:53:29 PM
Project: Plant Bowen AP January 2024
Operator Name: William Laaker

Location Name: BGWC-25 **Well Diameter: 2 in** **Casing Type: PVC** **Screen Length: 10 ft** **Top of Screen: 47.87 ft** **Total Depth: 57.87 ft** **Initial Depth to Water: 18.82 ft**	**Pump Type: QED Dedicated** **Tubing Type: LDPE** **Pump Intake From TOC: 52.87 ft** **Estimated Total Volume Pumped: 7050 ml** **Flow Cell Volume: 90 ml** **Final Flow Rate: 130 ml/min** **Final Draw Down: 7.16 ft**	**Instrument Used: Aqua TROLL 400** **Serial Number: 789301**

Test Notes:
Prepurged 2 L.
Lowered pump rate to 130 mL/min at 15:00 to stabilize drawdown.

Low-Flow Readings:

Date Time	Elapsed Time	pH	Temperature	Specific Conductivity	RDO Concentration	Turbidity	ORP	Depth to Water	Salinity	Flow
		+/- 0.1	+/- 1000 %	+/- 5 %	+/- 10 %	+/- 5	+/- 1000 %	+/- 0.3	+/- 1000 %	
2/5/2024 1:53 PM	00:00	7.08 pH	17.25 °C	470.83 µS/cm	0.07 mg/L	0.18 NTU	15.0 mV	22.24 ft	0.23 PSU	210.00 ml/min
2/5/2024 1:58 PM	05:00	7.13 pH	17.32 °C	469.54 µS/cm	0.05 mg/L	0.08 NTU	-55.1 mV	23.08 ft	0.23 PSU	210.00 ml/min
2/5/2024 2:03 PM	10:00	7.14 pH	17.36 °C	464.31 µS/cm	0.05 mg/L	0.18 NTU	26.7 mV	24.06 ft	0.23 PSU	210.00 ml/min
2/5/2024 2:08 PM	15:00	7.13 pH	17.61 °C	462.03 µS/cm	0.06 mg/L	0.14 NTU	30.6 mV	24.90 ft	0.22 PSU	130.00 ml/min
2/5/2024 2:13 PM	20:00	7.14 pH	17.50 °C	460.91 µS/cm	0.06 mg/L	0.03 NTU	32.4 mV	25.32 ft	0.22 PSU	130.00 ml/min
2/5/2024 2:18 PM	25:00	7.15 pH	17.46 °C	464.47 µS/cm	0.08 mg/L	0.10 NTU	30.7 mV	25.56 ft	0.23 PSU	130.00 ml/min
2/5/2024 2:23 PM	30:00	7.17 pH	17.56 °C	465.79 µS/cm	0.09 mg/L	0.07 NTU	28.7 mV	25.74 ft	0.23 PSU	130.00 ml/min
2/5/2024 2:28 PM	35:00	7.18 pH	17.63 °C	466.72 µS/cm	0.10 mg/L	0.01 NTU	27.5 mV	25.85 ft	0.23 PSU	130.00 ml/min
2/5/2024 2:33 PM	40:00	7.19 pH	17.55 °C	467.42 µS/cm	0.11 mg/L	0.14 NTU	26.3 mV	25.92 ft	0.23 PSU	130.00 ml/min
2/5/2024 2:38 PM	45:00	7.20 pH	17.63 °C	468.86 µS/cm	0.12 mg/L	0.01 NTU	24.9 mV	25.98 ft	0.23 PSU	130.00 ml/min

Samples

Sample ID:	Description:
BGWC-25	Metals, Inorganics, Alkalinity, TDS, Sulfide, Radium

FD-03	Metals, Inorganics, Alkalinity, TDS, Sulfide, Radium

Created using VuSitu from In-Situ, Inc.

Low-Flow Test Report:

Test Date / Time: 2/5/2024 10:32:05 AM
Project: Plant Bowen AP January 2024
Operator Name: William Laaker

Location Name: BGWA-29 **Well Diameter: 2 in** **Casing Type: PVC** **Screen Length: 10 ft** **Top of Screen: 89.03 ft** **Total Depth: 99.03 ft** **Initial Depth to Water: 49.98 ft**	**Pump Type: QED Dedicated** **Tubing Type: LDPE** **Pump Intake From TOC: 94.03 ft** **Estimated Total Volume Pumped: 6750 ml** **Flow Cell Volume: 90 ml** **Final Flow Rate: 150 ml/min** **Final Draw Down: 0.03 ft**	**Instrument Used: Aqua TROLL 400** **Serial Number: 789301**

Test Notes:
Prepurged 1 L.

Low-Flow Readings:

Date Time	Elapsed Time	pH	Temperature	Specific Conductivity	RDO Concentration	Turbidity	ORP	Depth to Water	Salinity	Flow
		+/- 0.1	+/- 1000 %	+/- 5 %	+/- 10 %	+/- 5	+/- 1000 %	+/- 0.3	+/- 1000 %	
2/5/2024 10:32 AM	00:00	6.97 pH	15.34 °C	205.43 µS/cm	7.63 mg/L	0.17 NTU	120.5 mV	50.01 ft	0.10 PSU	150.00 ml/min
2/5/2024 10:37 AM	05:00	7.13 pH	15.43 °C	200.32 µS/cm	8.21 mg/L	0.57 NTU	95.0 mV	50.01 ft	0.10 PSU	150.00 ml/min
2/5/2024 10:42 AM	10:00	7.22 pH	15.48 °C	198.96 µS/cm	8.33 mg/L	0.32 NTU	89.5 mV	50.01 ft	0.09 PSU	150.00 ml/min
2/5/2024 10:47 AM	15:00	7.31 pH	15.60 °C	195.69 µS/cm	8.48 mg/L	0.44 NTU	86.8 mV	50.01 ft	0.09 PSU	150.00 ml/min
2/5/2024 10:52 AM	20:00	7.38 pH	15.58 °C	193.37 µS/cm	8.65 mg/L	0.58 NTU	85.4 mV	50.01 ft	0.09 PSU	150.00 ml/min
2/5/2024 10:57 AM	25:00	7.47 pH	15.66 °C	191.60 µS/cm	8.70 mg/L	0.13 NTU	84.6 mV	50.01 ft	0.09 PSU	150.00 ml/min
2/5/2024 11:02 AM	30:00	7.52 pH	15.71 °C	190.38 µS/cm	8.79 mg/L	0.07 NTU	84.3 mV	50.01 ft	0.09 PSU	150.00 ml/min
2/5/2024 11:07 AM	35:00	7.56 pH	15.69 °C	189.77 µS/cm	8.85 mg/L	0.02 NTU	84.0 mV	50.01 ft	0.09 PSU	150.00 ml/min
2/5/2024 11:12 AM	40:00	7.60 pH	15.80 °C	188.86 µS/cm	8.86 mg/L	0.05 NTU	83.7 mV	50.01 ft	0.09 PSU	150.00 ml/min
2/5/2024 11:17 AM	45:00	7.62 pH	15.75 °C	188.37 µS/cm	8.86 mg/L	0.04 NTU	83.7 mV	50.01 ft	0.09 PSU	150.00 ml/min

Samples

Sample ID:	Description:
BGWA-29	Metals, Inorganics, Alkalinity, TDS, Sulfide, Radium

Created using VuSitu from In-Situ, Inc.

Low-Flow Test Report:

Test Date / Time: 2/6/2024 1:39:39 PM
Project: Plant Bowen AP January 2024
Operator Name: Jay Siewert

Location Name: BGWC-30 **Well Diameter: 2 in** **Casing Type: PVC** **Screen Length: 10 ft** **Top of Screen: 49.98 ft** **Total Depth: 59.98 ft** **Initial Depth to Water: 29.54 ft**	**Pump Type: QED Bladder** **Tubing Type: LDPE** **Pump Intake From TOC: 54.98 ft** **Estimated Total Volume Pumped: 3350 ml** **Flow Cell Volume: 90 ml** **Final Flow Rate: 125 ml/min** **Final Draw Down: 0.01 ft**	**Instrument Used: Aqua TROLL 400** **Serial Number: 789310**

Test Notes:
Prepurged 2L; Troll signal disconnected at 14:08, all parameters remain stable.

Low-Flow Readings:

Date Time	Elapsed Time	pH	Temperature	Specific Conductivity	RDO Concentration	Turbidity	ORP	Depth to Water	Salinity	Flow
		+/- 0.1	+/- 1000 %	+/- 5 %	+/- 10 %	+/- 5	+/- 1000 %	+/- 0.3	+/- 1000 %	
2/6/2024 1:39 PM	00:00	6.75 pH	20.82 °C	751.46 µS/cm	3.22 mg/L	4.66 NTU	19.5 mV	29.54 ft	0.37 PSU	125.00 ml/min
2/6/2024 1:44 PM	05:00	6.75 pH	20.37 °C	770.21 µS/cm	3.20 mg/L	4.80 NTU	44.6 mV	29.54 ft	0.38 PSU	125.00 ml/min
2/6/2024 1:49 PM	10:00	6.75 pH	20.23 °C	782.76 µS/cm	3.11 mg/L	3.41 NTU	48.7 mV	29.54 ft	0.39 PSU	125.00 ml/min
2/6/2024 1:54 PM	15:00	6.75 pH	20.13 °C	792.71 µS/cm	3.10 mg/L	2.63 NTU	51.7 mV	29.55 ft	0.39 PSU	125.00 ml/min
2/6/2024 1:59 PM	20:00	6.75 pH	20.19 °C	803.89 µS/cm	3.16 mg/L	2.48 NTU	54.3 mV	29.55 ft	0.40 PSU	125.00 ml/min
2/6/2024 2:04 PM	25:00	6.74 pH	20.57 °C	807.12 µS/cm	3.36 mg/L	1.97 NTU	55.4 mV	29.55 ft	0.40 PSU	125.00 ml/min
2/6/2024 2:06 PM	26:48	6.75 pH	20.64 °C	819.20 µS/cm	3.40 mg/L	1.29 NTU	58.0 mV	29.55 ft	0.41 PSU	125.00 ml/min

Samples

Sample ID:	Description:
BGWC-30	Metals, Inorganics, Alkalinity, TDS, Sulfide, Radium

Low-Flow Test Report:

Test Date / Time: 2/2/2024 12:44:36 PM
Project: Plant Bowen AP January 2024
Operator Name: William Laaker

Location Name: BGWC-31 **Well Diameter: 2 in** **Casing Type: PVC** **Screen Length: 10 ft** **Top of Screen: 39.7 ft** **Total Depth: 49.7 ft** **Initial Depth to Water: 14.38 ft**	**Pump Type: QED Dedicated** **Tubing Type: LDPE** **Pump Intake From TOC: 44.7 ft** **Estimated Total Volume Pumped: 3750 ml** **Flow Cell Volume: 90 ml** **Final Flow Rate: 150 ml/min** **Final Draw Down: 0.24 ft**	**Instrument Used: Aqua TROLL 400** **Serial Number: 789301**

Test Notes:
Prepurged 1 L.
Purge water had odor and organic debris.

Low-Flow Readings:

Date Time	Elapsed Time	pH	Temperature	Specific Conductivity	RDO Concentration	Turbidity	ORP	Depth to Water	Salinity	Flow
		+/- 0.1	+/- 1000 %	+/- 5 %	+/- 10 %	+/- 5	+/- 1000 %	+/- 0.3	+/- 1000 %	
2/2/2024 12:44 PM	00:00	6.87 pH	18.26 °C	696.76 µS/cm	0.37 mg/L	3.18 NTU	-35.0 mV	14.62 ft	0.34 PSU	150.00 ml/min
2/2/2024 12:49 PM	05:00	6.95 pH	17.90 °C	698.58 µS/cm	0.13 mg/L	2.16 NTU	-98.4 mV	14.62 ft	0.34 PSU	150.00 ml/min
2/2/2024 12:54 PM	10:00	6.98 pH	17.81 °C	698.53 µS/cm	0.10 mg/L	1.55 NTU	-28.7 mV	14.62 ft	0.34 PSU	150.00 ml/min
2/2/2024 12:59 PM	15:00	7.00 pH	17.75 °C	697.69 µS/cm	0.08 mg/L	1.55 NTU	-25.2 mV	14.62 ft	0.34 PSU	150.00 ml/min
2/2/2024 1:04 PM	20:00	7.00 pH	17.82 °C	695.81 µS/cm	0.08 mg/L	1.17 NTU	-21.1 mV	14.62 ft	0.34 PSU	150.00 ml/min
2/2/2024 1:09 PM	25:00	7.00 pH	17.84 °C	696.05 µS/cm	0.08 mg/L	1.13 NTU	-15.6 mV	14.62 ft	0.34 PSU	150.00 ml/min

Samples

Sample ID:	Description:
BGWC-31	Metals, Inorganics, Alkalinity, TDS, Sulfide, Radium

Low-Flow Test Report:

Test Date / Time: 2/7/2024 10:18:24 AM
Project: Plant Bowen AP January 2024
Operator Name: Kevin Stephenson

Location Name: BGWC-32 **Well Diameter: 2 in** **Casing Type: PVC** **Screen Length: 10 ft** **Top of Screen: 41.22 ft** **Total Depth: 51.22 ft** **Initial Depth to Water: 36.71 ft**	**Pump Type: QED Dedicated** **Tubing Type: LDPE** **Pump Intake From TOC: 46.22 ft** **Estimated Total Volume Pumped: 6650 ml** **Flow Cell Volume: 90 ml** **Final Flow Rate: 110 ml/min** **Final Draw Down: 3 ft**	**Instrument Used: Aqua TROLL 400** **Serial Number: 893479**

Test Notes:
Pre-purged 1 liter. WL dropped below top of pump (39.71ft). Complete evacuation method initiated. Samples to be collected 2/8.

Low-Flow Readings:

Date Time	Elapsed Time	pH	Temperature	Specific Conductivity	RDO Concentration	Turbidity	ORP	Depth to Water	Salinity	Flow
		+/- 0.1	+/- 1000 %	+/- 5 %	+/- 10 %	+/- 5	+/- 1000 %	+/- 0.3	+/- 1000 %	
2/7/2024 10:18 AM	00:00	7.34 pH	16.84 °C	1,283.3 µS/cm	2.89 mg/L	1.09 NTU	168.3 mV	37.76 ft	0.72 PSU	140.00 ml/min
2/7/2024 10:23 AM	05:00	7.24 pH	16.29 °C	1,250.9 µS/cm	2.12 mg/L	0.64 NTU	90.5 mV	38.11 ft	0.70 PSU	140.00 ml/min
2/7/2024 10:28 AM	10:00	7.23 pH	16.41 °C	1,263.7 µS/cm	1.89 mg/L	0.65 NTU	53.5 mV	38.39 ft	0.71 PSU	140.00 ml/min
2/7/2024 10:33 AM	15:00	7.23 pH	16.32 °C	1,283.7 µS/cm	1.63 mg/L	0.33 NTU	40.7 mV	38.69 ft	0.72 PSU	140.00 ml/min
2/7/2024 10:38 AM	20:00	7.23 pH	16.25 °C	1,301.4 µS/cm	1.50 mg/L	0.24 NTU	42.3 mV	38.95 ft	0.73 PSU	110.00 ml/min
2/7/2024 10:43 AM	25:00	7.23 pH	16.03 °C	1,303.7 µS/cm	1.43 mg/L	0.26 NTU	41.3 mV	39.18 ft	0.74 PSU	110.00 ml/min
2/7/2024 10:48 AM	30:00	7.23 pH	16.05 °C	1,314.5 µS/cm	1.34 mg/L	0.29 NTU	46.3 mV	39.40 ft	0.74 PSU	110.00 ml/min
2/7/2024 10:53 AM	35:00	7.23 pH	15.76 °C	1,328.0 µS/cm	1.31 mg/L	0.27 NTU	47.0 mV	39.57 ft	0.75 PSU	110.00 ml/min
2/7/2024 10:58 AM	40:00	7.23 pH	15.81 °C	1,346.7 µS/cm	1.30 mg/L	0.23 NTU	41.2 mV	39.69 ft	0.76 PSU	110.00 ml/min
2/7/2024 11:03 AM	45:00	7.23 pH	15.71 °C	1,361.9 µS/cm	1.23 mg/L	0.25 NTU	39.1 mV	39.71 ft	0.77 PSU	110.00 ml/min
2/7/2024 11:08 AM	50:00	7.22 pH	15.87 °C	1,388.7 µS/cm	1.09 mg/L	0.27 NTU	45.7 mV	39.71 ft	0.79 PSU	110.00 ml/min
2/7/2024 11:13 AM	55:00	7.21 pH	16.04 °C	1,407.9 µS/cm	0.92 mg/L	1.08 NTU	34.9 mV	39.71 ft	0.80 PSU	110.00 ml/min

Samples

Sample ID:	Description:

Created using VuSitu from In-Situ, Inc.

Low-Flow Test Report:

Test Date / Time: 2/8/2024 9:36:41 AM
Project: Plant Bowen AP January 2024
Operator Name: William Laaker

Location Name: BGWC-32 **Well Diameter: 2 in** **Casing Type: PVC** **Screen Length: 10 ft** **Top of Screen: 41.22 ft** **Total Depth: 51.22 ft** **Initial Depth to Water: 39.61 ft**	**Pump Type: QED Dedicated** **Tubing Type: LDPE** **Pump Intake From TOC: 46.22 ft** **Estimated Total Volume Pumped: 220 ml** **Flow Cell Volume: 90 ml** **Final Flow Rate: 110 ml/min** **Final Draw Down: 0.14 ft**	**Instrument Used: Aqua TROLL 400** **Serial Number: 789301**

Test Notes:
Complete evac performed on 2/7/2024.

Low-Flow Readings:

Date Time	Elapsed Time	pH	Temperature	Specific Conductivity	RDO Concentration	Turbidity	ORP	Depth to Water	Salinity	Flow
		+/- 0.1	+/- 1000 %	+/- 5 %	+/- 10 %	+/- 5	+/- 1000 %	+/- 0.3	+/- 1000 %	
2/8/2024 9:36 AM	00:00	7.05 pH	12.00 °C	1,447.2 µS/cm	5.22 mg/L	0.58 NTU	164.6 mV	39.75 ft	0.73 PSU	110.00 ml/min
2/8/2024 9:37 AM	01:00	7.05 pH	12.45 °C	1,433.7 µS/cm	5.10 mg/L	0.58 NTU	154.1 mV	39.75 ft	0.72 PSU	110.00 ml/min
2/8/2024 9:38 AM	02:00	7.04 pH	12.63 °C	1,422.5 µS/cm	5.00 mg/L	0.58 NTU	144.5 mV	39.75 ft	0.72 PSU	110.00 ml/min

Samples

Sample ID:	Description:
BGWC-32	Metals, Inorganics, Alkalinity, TDS, Sulfide, Radium

Created using VuSitu from In-Situ, Inc.

Low-Flow Test Report:

Test Date / Time: 2/5/2024 12:19:37 PM
Project: Plant Bowen AP January 2024
Operator Name: William Laaker

Location Name: BGWA-33 **Well Diameter: 2 in** **Casing Type: PVC** **Screen Length: 10 ft** **Top of Screen: 70.84 ft** **Total Depth: 80.84 ft** **Initial Depth to Water: 75.51 ft**	**Pump Type: QED Bladder** **Tubing Type: LDPE** **Pump Intake From TOC: 79.84 ft** **Estimated Total Volume Pumped: 2000 ml** **Flow Cell Volume: 90 ml** **Final Flow Rate: 100 ml/min** **Final Draw Down: 1.76 ft**	**Instrument Used: Aqua TROLL 400** **Serial Number: 789301**

Test Notes:

Prepurged 0.25 L.

Well is a historic complete evac with 48-hour recharge time. Water level started in screen interval. Organic debris in water. Stopped pumping to attempt to leave sufficient volume of water after 48-hour recharge. Complete evac performed.

Low-Flow Readings:

Date Time	Elapsed Time	pH	Temperature	Specific Conductivity	RDO Concentration	Turbidity	ORP	Depth to Water	Salinity	Flow
		+/- 0.1	+/- 1000 %	+/- 5 %	+/- 10 %	+/- 5	+/- 1000 %	+/- 0.3	+/- 1000 %	
2/5/2024 12:19 PM	00:00	6.43 pH	15.17 °C	906.05 µS/cm	0.99 mg/L	12.63 NTU	30.8 mV	76.09 ft	0.45 PSU	100.00 ml/min
2/5/2024 12:24 PM	05:00	6.47 pH	15.57 °C	883.81 µS/cm	0.25 mg/L	11.90 NTU	10.3 mV	76.37 ft	0.44 PSU	100.00 ml/min
2/5/2024 12:29 PM	10:00	6.48 pH	15.71 °C	863.13 µS/cm	0.20 mg/L	6.05 NTU	4.7 mV	76.67 ft	0.43 PSU	100.00 ml/min
2/5/2024 12:34 PM	15:00	6.48 pH	15.77 °C	846.33 µS/cm	0.17 mg/L	4.26 NTU	2.7 mV	76.97 ft	0.42 PSU	100.00 ml/min
2/5/2024 12:39 PM	20:00	6.49 pH	15.57 °C	804.99 µS/cm	0.15 mg/L	3.37 NTU	8.0 mV	77.27 ft	0.40 PSU	100.00 ml/min

Samples

Sample ID:	Description:

Created using VuSitu from In-Situ, Inc.

Low-Flow Test Report:

Test Date / Time: 2/7/2024 10:21:15 AM
Project: Plant Bowen AP January 2024
Operator Name: William Laaker

Location Name: BGWA-33 **Well Diameter: 2 in** **Casing Type: PVC** **Screen Length: 10 ft** **Top of Screen: 70.84 ft** **Total Depth: 80.84 ft** **Initial Depth to Water: 76.73 ft**	**Pump Type: QED Bladder** **Tubing Type: LDPE** **Pump Intake From TOC: 79.84 ft** **Estimated Total Volume Pumped: 200 ml** **Flow Cell Volume: 90 ml** **Final Flow Rate: 100 ml/min** **Final Draw Down: 0.38 ft**	**Instrument Used: Aqua TROLL 400** **Serial Number: 789301**

Test Notes:
Complete evac performed on 2/5/2024. Organic debris in water.

Low-Flow Readings:

Date Time	Elapsed Time	pH	Temperature	Specific Conductivity	RDO Concentration	Turbidity	ORP	Depth to Water	Salinity	Flow
		+/- 0.1	+/- 1000 %	+/- 5 %	+/- 10 %	+/- 5	+/- 1000 %	+/- 0.3	+/- 1000 %	
2/7/2024 10:21 AM	00:00	6.55 pH	11.57 °C	745.43 µS/cm	2.00 mg/L	4.48 NTU	91.5 mV	77.11 ft	0.36 PSU	100.00 ml/min
2/7/2024 10:22 AM	01:00	6.57 pH	11.90 °C	796.91 µS/cm	1.93 mg/L	4.48 NTU	85.6 mV	77.11 ft	0.39 PSU	100.00 ml/min
2/7/2024 10:23 AM	02:00	6.57 pH	12.03 °C	804.59 µS/cm	1.96 mg/L	4.48 NTU	80.0 mV	77.11 ft	0.40 PSU	100.00 ml/min

Samples

Sample ID:	Description:
BGWA-33	Metals, Inorganics, Alkalinity, TDS, Sulfide, Radium

Created using VuSitu from In-Situ, Inc.

Low-Flow Test Report:

Test Date / Time: 2/5/2024 10:52:38 AM
Project: Plant Bowen AP January 2024
Operator Name: Kevin Stephenson

Location Name: BGWC-34D **Well Diameter: 2 in** **Casing Type: PVC** **Screen Length: 10 ft** **Top of Screen: 69.75 ft** **Total Depth: 79.75 ft** **Initial Depth to Water: 15.78 ft**	**Pump Type: QED Dedicated** **Tubing Type: LDPE** **Pump Intake From TOC: 74.75 ft** **Estimated Total Volume Pumped: 15600 ml** **Flow Cell Volume: 90 ml** **Final Flow Rate: 120 ml/min** **Final Draw Down: 12.53 ft**	**Instrument Used: Aqua TROLL 400** **Serial Number: 893479**

Test Notes:
Pre-purged 2 liters.

Low-Flow Readings:

Date Time	Elapsed Time	pH	Temperature	Specific Conductivity	RDO Concentration	Turbidity	ORP	Depth to Water	Salinity	Flow
		+/- 0.1	+/- 1000 %	+/- 5 %	+/- 10 %	+/- 5	+/- 1000 %	+/- 0.3	+/- 1000 %	
2/5/2024 10:52 AM	00:00	7.08 pH	16.12 °C	1,479.4 µS/cm	0.28 mg/L	0.28 NTU	-34.9 mV	18.48 ft	0.84 PSU	120.00 ml/min
2/5/2024 10:57 AM	05:00	7.08 pH	16.38 °C	1,465.2 µS/cm	0.25 mg/L	0.37 NTU	-44.1 mV	19.14 ft	0.83 PSU	120.00 ml/min
2/5/2024 11:02 AM	10:00	7.08 pH	16.35 °C	1,430.8 µS/cm	0.25 mg/L	0.33 NTU	-40.6 mV	19.69 ft	0.81 PSU	120.00 ml/min
2/5/2024 11:07 AM	15:00	7.08 pH	16.44 °C	1,418.6 µS/cm	0.24 mg/L	0.23 NTU	-39.5 mV	20.26 ft	0.80 PSU	120.00 ml/min
2/5/2024 11:12 AM	20:00	7.09 pH	16.56 °C	1,414.4 µS/cm	0.23 mg/L	0.21 NTU	-41.4 mV	20.78 ft	0.80 PSU	120.00 ml/min
2/5/2024 11:17 AM	25:00	7.10 pH	16.58 °C	1,418.1 µS/cm	0.24 mg/L	0.24 NTU	-43.9 mV	21.28 ft	0.80 PSU	120.00 ml/min
2/5/2024 11:22 AM	30:00	7.10 pH	16.79 °C	1,419.9 µS/cm	0.22 mg/L	0.17 NTU	-46.0 mV	21.81 ft	0.80 PSU	120.00 ml/min
2/5/2024 11:27 AM	35:00	7.11 pH	16.88 °C	1,419.3 µS/cm	0.21 mg/L	0.35 NTU	-47.4 mV	22.39 ft	0.80 PSU	120.00 ml/min
2/5/2024 11:32 AM	40:00	7.12 pH	16.86 °C	1,420.1 µS/cm	0.20 mg/L	0.18 NTU	-48.8 mV	22.85 ft	0.80 PSU	120.00 ml/min
2/5/2024 11:37 AM	45:00	7.12 pH	16.96 °C	1,422.2 µS/cm	0.19 mg/L	0.18 NTU	-49.6 mV	23.40 ft	0.80 PSU	120.00 ml/min
2/5/2024 11:42 AM	50:00	7.13 pH	17.06 °C	1,423.2 µS/cm	0.19 mg/L	0.14 NTU	-52.3 mV	23.85 ft	0.81 PSU	120.00 ml/min
2/5/2024 11:47 AM	55:00	7.13 pH	17.14 °C	1,423.0 µS/cm	0.19 mg/L	0.18 NTU	-53.8 mV	24.31 ft	0.80 PSU	120.00 ml/min
2/5/2024 11:52 AM	01:00:00	7.14 pH	17.29 °C	1,426.2 µS/cm	0.19 mg/L	0.27 NTU	-55.9 mV	24.72 ft	0.81 PSU	120.00 ml/min
2/5/2024 11:57 AM	01:05:00	7.14 pH	17.18 °C	1,422.9 µS/cm	0.19 mg/L	0.11 NTU	-56.9 mV	25.07 ft	0.80 PSU	120.00 ml/min
2/5/2024 12:02 PM	01:10:00	7.15 pH	17.19 °C	1,423.0 µS/cm	0.19 mg/L	0.24 NTU	-58.4 mV	25.34 ft	0.80 PSU	120.00 ml/min

2/5/2024 12:07 PM	01:15:00	7.15 pH	17.21 °C	1,418.6 µS/cm	0.19 mg/L	0.09 NTU	-58.9 mV	25.77 ft	0.80 PSU	120.00 ml/min
2/5/2024 12:12 PM	01:20:00	7.15 pH	17.19 °C	1,416.9 µS/cm	0.18 mg/L	0.11 NTU	-60.0 mV	26.12 ft	0.80 PSU	120.00 ml/min
2/5/2024 12:17 PM	01:25:00	7.16 pH	17.19 °C	1,411.7 µS/cm	0.18 mg/L	0.11 NTU	-60.5 mV	26.47 ft	0.80 PSU	120.00 ml/min
2/5/2024 12:22 PM	01:30:00	7.16 pH	17.30 °C	1,409.4 µS/cm	0.19 mg/L	0.08 NTU	-62.0 mV	26.81 ft	0.80 PSU	120.00 ml/min
2/5/2024 12:27 PM	01:35:00	7.16 pH	17.56 °C	1,403.5 µS/cm	0.19 mg/L	0.22 NTU	-62.7 mV	27.07 ft	0.79 PSU	120.00 ml/min
2/5/2024 12:32 PM	01:40:00	7.17 pH	17.52 °C	1,401.1 µS/cm	0.20 mg/L	0.15 NTU	-60.0 mV	27.34 ft	0.79 PSU	120.00 ml/min
2/5/2024 12:37 PM	01:45:00	7.17 pH	17.61 °C	1,399.4 µS/cm	0.19 mg/L	0.21 NTU	-54.9 mV	27.54 ft	0.79 PSU	120.00 ml/min
2/5/2024 12:42 PM	01:50:00	7.17 pH	17.73 °C	1,395.9 µS/cm	0.19 mg/L	0.09 NTU	-57.7 mV	27.76 ft	0.79 PSU	120.00 ml/min
2/5/2024 12:47 PM	01:55:00	7.17 pH	17.83 °C	1,392.0 µS/cm	0.20 mg/L	0.23 NTU	-63.0 mV	27.92 ft	0.79 PSU	120.00 ml/min
2/5/2024 12:52 PM	02:00:00	7.18 pH	17.82 °C	1,388.1 µS/cm	0.21 mg/L	0.09 NTU	-61.4 mV	28.06 ft	0.78 PSU	120.00 ml/min
2/5/2024 12:57 PM	02:05:00	7.18 pH	17.75 °C	1,385.8 µS/cm	0.21 mg/L	0.10 NTU	-65.5 mV	28.20 ft	0.78 PSU	120.00 ml/min
2/5/2024 1:02 PM	02:10:00	7.18 pH	17.96 °C	1,382.7 µS/cm	0.20 mg/L	0.09 NTU	-64.7 mV	28.31 ft	0.78 PSU	120.00 ml/min

Samples

Sample ID:	Description:
BGWC-34D	Metals, Inorganics, Alkalinity, TDS, Sulfide, Radium

Created using VuSitu from In-Situ, Inc.

Low-Flow Test Report:

Test Date / Time: 2/7/2024 10:14:58 AM
Project: Plant Bowen AP January 2024
Operator Name: Jay Siewert

Location Name: BGWC-35D **Well Diameter: 2 in** **Casing Type: PVC** **Screen Length: 10 ft** **Top of Screen: 70.94 ft** **Total Depth: 80.94 ft** **Initial Depth to Water: 32.43 ft**	**Pump Type: QED Bladder** **Tubing Type: LDPE** **Pump Intake From TOC: 75.94 ft** **Estimated Total Volume Pumped: 4550 ml** **Flow Cell Volume: 90 ml** **Final Flow Rate: 130 ml/min** **Final Draw Down: 0.6 ft**	**Instrument Used: Aqua TROLL 400** **Serial Number: 789310**

Test Notes:
Prepurged 2 L.

Low-Flow Readings:

Date Time	Elapsed Time	pH	Temperature	Specific Conductivity	RDO Concentration	Turbidity	ORP	Depth to Water	Salinity	Flow
		+/- 0.1	+/- 1000 %	+/- 5 %	+/- 10 %	+/- 5	+/- 1000 %	+/- 0.3	+/- 1000 %	
2/7/2024 10:14 AM	00:00	6.23 pH	16.36 °C	3,951.5 µS/cm	0.26 mg/L	10.86 NTU	19.6 mV	32.92 ft	2.11 PSU	130.00 ml/min
2/7/2024 10:19 AM	05:00	6.26 pH	16.27 °C	3,962.2 µS/cm	0.19 mg/L	10.31 NTU	53.7 mV	32.94 ft	2.11 PSU	130.00 ml/min
2/7/2024 10:24 AM	10:00	6.29 pH	16.40 °C	3,981.3 µS/cm	0.15 mg/L	8.47 NTU	65.3 mV	32.96 ft	2.13 PSU	130.00 ml/min
2/7/2024 10:29 AM	15:00	6.30 pH	16.45 °C	3,990.3 µS/cm	0.12 mg/L	5.90 NTU	70.9 mV	32.99 ft	2.13 PSU	130.00 ml/min
2/7/2024 10:34 AM	20:00	6.33 pH	16.54 °C	3,969.0 µS/cm	0.10 mg/L	4.64 NTU	76.9 mV	32.99 ft	2.12 PSU	130.00 ml/min
2/7/2024 10:39 AM	25:00	6.34 pH	16.57 °C	3,965.2 µS/cm	0.08 mg/L	4.09 NTU	79.8 mV	33.01 ft	2.12 PSU	130.00 ml/min
2/7/2024 10:44 AM	30:00	6.36 pH	16.63 °C	3,935.8 µS/cm	0.07 mg/L	3.26 NTU	80.8 mV	33.02 ft	2.10 PSU	130.00 ml/min
2/7/2024 10:49 AM	35:00	6.37 pH	16.72 °C	3,915.4 µS/cm	0.07 mg/L	3.12 NTU	78.9 mV	33.03 ft	2.09 PSU	130.00 ml/min

Samples

Sample ID:	Description:
BGWC-35D	Metals, Inorganics, Alkalinity, TDS, Sulfide, Radium

Low-Flow Test Report:

Test Date / Time: 1/30/2024 1:44:38 PM
Project: Plant Bowen AP January 2024
Operator Name: William Laaker

Location Name: BGWC-36D **Well Diameter: 2 in** **Casing Type: PVC** **Screen Length: 10 ft** **Top of Screen: 86.35 ft** **Total Depth: 96.35 ft** **Initial Depth to Water: 28.28 ft**	**Pump Type: QED Dedicated** **Tubing Type: LDPE** **Pump Intake From TOC: 91.35 ft** **Estimated Total Volume Pumped: 3600 ml** **Flow Cell Volume: 90 ml** **Final Flow Rate: 180 ml/min** **Final Draw Down: -0.02 ft**	**Instrument Used: Aqua TROLL 400** **Serial Number: 789301**

Test Notes:
Prepurged 2L.

Low-Flow Readings:

Date Time	Elapsed Time	pH	Temperature	Specific Conductivity	RDO Concentration	Turbidity	ORP	Depth to Water	Salinity	Flow
		+/- 0.1	+/- 1000 %	+/- 5 %	+/- 10 %	+/- 5	+/- 1000 %	+/- 0.3	+/- 1000 %	
1/30/2024 1:44 PM	00:00	7.08 pH	20.74 °C	1,373.5 µS/cm	0.80 mg/L	0.13 NTU	70.6 mV	28.26 ft	0.70 PSU	180.00 ml/min
1/30/2024 1:49 PM	05:00	7.13 pH	20.75 °C	1,377.6 µS/cm	0.49 mg/L	0.10 NTU	88.2 mV	28.26 ft	0.70 PSU	180.00 ml/min
1/30/2024 1:54 PM	10:00	7.14 pH	20.75 °C	1,382.4 µS/cm	0.40 mg/L	0.17 NTU	95.0 mV	28.26 ft	0.70 PSU	180.00 ml/min
1/30/2024 1:59 PM	15:00	7.15 pH	20.88 °C	1,377.2 µS/cm	0.35 mg/L	0.24 NTU	99.1 mV	28.26 ft	0.70 PSU	180.00 ml/min
1/30/2024 2:04 PM	20:00	7.15 pH	20.97 °C	1,372.6 µS/cm	0.34 mg/L	0.21 NTU	102.3 mV	28.26 ft	0.69 PSU	180.00 ml/min

Samples

Sample ID:	Description:
BGWC-36D	Metals, Inorganics, Alkalinity, TDS, Sulfide, Radium
FD-01	Metals, Inorganics, Alkalinity, TDS, Sulfide, Radium

Created using VuSitu from In-Situ, Inc.

Low-Flow Test Report:

Test Date / Time: 2/7/2024 12:40:52 PM
Project: Plant Bowen AP January 2024
Operator Name: Jay Siewert

Location Name: BGWC-37D **Well Diameter: 2 in** **Casing Type: PVC** **Screen Length: 10 ft** **Top of Screen: 99.5 ft** **Total Depth: 109.5 ft** **Initial Depth to Water: 32.87 ft**	**Pump Type: Solinst Model 408** **Tubing Type: LDPE** **Pump Intake From TOC: 104.5 ft** **Estimated Total Volume Pumped: 3900 ml** **Flow Cell Volume: 90 ml** **Final Flow Rate: 130 ml/min** **Final Draw Down: 0.41 ft**	**Instrument Used: Aqua TROLL 400** **Serial Number: 789310**

Test Notes:
Prepurged 2 L.

Low-Flow Readings:

Date Time	Elapsed Time	pH	Temperature	Specific Conductivity	RDO Concentration	Turbidity	ORP	Depth to Water	Salinity	Flow
		+/- 0.1	+/- 1000 %	+/- 5 %	+/- 10 %	+/- 5	+/- 1000 %	+/- 0.3	+/- 1000 %	
2/7/2024 12:40 PM	00:00	6.88 pH	18.08 °C	1,006.1 µS/cm	0.14 mg/L	1.38 NTU	-43.7 mV	33.25 ft	0.50 PSU	130.00 ml/min
2/7/2024 12:45 PM	05:00	6.85 pH	18.03 °C	1,003.2 µS/cm	0.10 mg/L	1.20 NTU	10.4 mV	33.26 ft	0.50 PSU	130.00 ml/min
2/7/2024 12:50 PM	10:00	6.84 pH	18.11 °C	1,005.6 µS/cm	0.08 mg/L	1.05 NTU	12.2 mV	33.26 ft	0.50 PSU	130.00 ml/min
2/7/2024 12:55 PM	15:00	6.85 pH	18.05 °C	1,004.7 µS/cm	0.06 mg/L	0.98 NTU	15.5 mV	33.27 ft	0.50 PSU	130.00 ml/min
2/7/2024 1:00 PM	20:00	6.83 pH	18.06 °C	1,005.6 µS/cm	0.05 mg/L	0.86 NTU	16.8 mV	33.28 ft	0.50 PSU	130.00 ml/min
2/7/2024 1:05 PM	25:00	6.82 pH	18.15 °C	1,007.3 µS/cm	0.05 mg/L	0.75 NTU	19.4 mV	33.28 ft	0.50 PSU	130.00 ml/min
2/7/2024 1:10 PM	30:00	6.82 pH	18.15 °C	1,008.6 µS/cm	0.05 mg/L	0.65 NTU	20.4 mV	33.28 ft	0.50 PSU	130.00 ml/min

Samples

Sample ID:	Description:
BGWC-37D	Metals, Inorganics, Alkalinity, TDS, Sulfide, Radium

Created using VuSitu from In-Situ, Inc.

Low-Flow Test Report:

Test Date / Time: 2/6/2024 3:37:32 PM
Project: Plant Bowen AP January 2024
Operator Name: Jay Siewert

Location Name: BGWC-38D **Well Diameter: 2 in** **Casing Type: PVC** **Screen Length: 10 ft** **Top of Screen: 118.11 ft** **Total Depth: 128.11 ft** **Initial Depth to Water: 28.83 ft**	**Pump Type: Solinst Model 408** **Tubing Type: LDPE** **Pump Intake From TOC: 125.11 ft** **Estimated Total Volume Pumped: 3000 ml** **Flow Cell Volume: 90 ml** **Final Flow Rate: 120 ml/min** **Final Draw Down: 0.03 ft**	**Instrument Used: Aqua TROLL 400** **Serial Number: 789310**

Test Notes:
Prepurged 2L.

Low-Flow Readings:

Date Time	Elapsed Time	pH	Temperature	Specific Conductivity	RDO Concentration	Turbidity	ORP	Depth to Water	Salinity	Flow
		+/- 0.1	+/- 1000 %	+/- 5 %	+/- 10 %	+/- 5	+/- 1000 %	+/- 0.3	+/- 1000 %	
2/6/2024 3:37 PM	00:00	6.07 pH	19.84 °C	1,660.9 µS/cm	0.32 mg/L	13.20 NTU	-15.4 mV	28.85 ft	0.85 PSU	120.00 ml/min
2/6/2024 3:42 PM	05:00	6.18 pH	19.84 °C	1,596.2 µS/cm	0.25 mg/L	11.70 NTU	34.1 mV	28.85 ft	0.81 PSU	120.00 ml/min
2/6/2024 3:47 PM	10:00	6.24 pH	19.89 °C	1,596.3 µS/cm	0.21 mg/L	10.92 NTU	41.6 mV	28.86 ft	0.81 PSU	120.00 ml/min
2/6/2024 3:52 PM	15:00	6.27 pH	19.97 °C	1,594.7 µS/cm	0.18 mg/L	6.75 NTU	45.8 mV	28.86 ft	0.81 PSU	120.00 ml/min
2/6/2024 3:57 PM	20:00	6.29 pH	19.93 °C	1,598.1 µS/cm	0.16 mg/L	4.83 NTU	49.8 mV	28.86 ft	0.81 PSU	120.00 ml/min
2/6/2024 4:02 PM	25:00	6.30 pH	19.97 °C	1,601.0 µS/cm	0.15 mg/L	4.11 NTU	49.1 mV	28.86 ft	0.82 PSU	120.00 ml/min

Samples

Sample ID:	Description:
BGWC-38D	Metals, Inorganics, Alkalinity, TDS, Sulfide, Radium

Low-Flow Test Report:

Test Date / Time: 2/7/2024 12:37:54 PM
Project: Plant Bowen AP January 2024
Operator Name: William Laaker

Location Name: BGWC-39 **Well Diameter: 2 in** **Casing Type: PVC** **Screen Length: 10 ft** **Top of Screen: 18.27 ft** **Total Depth: 28.27 ft** **Initial Depth to Water: 19.65 ft**	**Pump Type: GeoTech Peristaltic** **Tubing Type: LDPE** **Pump Intake From TOC: 23.27 ft** **Estimated Total Volume Pumped: 7150 ml** **Flow Cell Volume: 90 ml** **Final Flow Rate: 130 ml/min** **Final Draw Down: 3.61 ft**	**Instrument Used: Aqua TROLL 400** **Serial Number: 789301**

Test Notes:
Prepurged 1 L.
DTW historically starts in screen interval and purges dry before 3 well volumes. DTW started in screen. Complete evac performed.

Low-Flow Readings:

Date Time	Elapsed Time	pH	Temperature	Specific Conductivity	RDO Concentration	Turbidity	ORP	Depth to Water	Salinity	Flow
		+/- 0.1	+/- 1000 %	+/- 5 %	+/- 10 %	+/- 5	+/- 1000 %	+/- 0.3	+/- 1000 %	
2/7/2024 12:37 PM	00:00	6.41 pH	15.65 °C	1,634.0 µS/cm	3.19 mg/L	0.22 NTU	96.7 mV	20.36 ft	0.83 PSU	130.00 ml/min
2/7/2024 12:42 PM	05:00	6.42 pH	15.75 °C	1,640.0 µS/cm	3.12 mg/L	0.26 NTU	100.4 mV	20.55 ft	0.83 PSU	130.00 ml/min
2/7/2024 12:47 PM	10:00	6.45 pH	15.84 °C	1,642.3 µS/cm	3.12 mg/L	0.21 NTU	101.2 mV	20.82 ft	0.84 PSU	130.00 ml/min
2/7/2024 12:52 PM	15:00	6.45 pH	15.81 °C	1,640.5 µS/cm	3.17 mg/L	0.39 NTU	102.0 mV	21.10 ft	0.83 PSU	130.00 ml/min
2/7/2024 12:57 PM	20:00	6.47 pH	15.77 °C	1,632.7 µS/cm	3.38 mg/L	0.06 NTU	102.4 mV	21.39 ft	0.83 PSU	130.00 ml/min
2/7/2024 1:02 PM	25:00	6.60 pH	15.74 °C	1,523.9 µS/cm	4.67 mg/L	0.32 NTU	102.2 mV	21.67 ft	0.77 PSU	130.00 ml/min
2/7/2024 1:07 PM	30:00	6.65 pH	15.90 °C	1,471.4 µS/cm	5.66 mg/L	0.28 NTU	102.4 mV	21.96 ft	0.74 PSU	130.00 ml/min
2/7/2024 1:12 PM	35:00	6.65 pH	16.07 °C	1,484.5 µS/cm	5.76 mg/L	0.04 NTU	102.7 mV	22.24 ft	0.75 PSU	130.00 ml/min
2/7/2024 1:17 PM	40:00	6.64 pH	16.13 °C	1,518.2 µS/cm	5.35 mg/L	0.15 NTU	103.0 mV	22.50 ft	0.77 PSU	130.00 ml/min
2/7/2024 1:22 PM	45:00	6.53 pH	16.02 °C	1,662.7 µS/cm	5.13 mg/L	0.10 NTU	104.0 mV	22.65 ft	0.85 PSU	130.00 ml/min
2/7/2024 1:27 PM	50:00	6.49 pH	16.08 °C	1,663.0 µS/cm	3.26 mg/L	0.21 NTU	103.8 mV	22.94 ft	0.85 PSU	130.00 ml/min
2/7/2024 1:32 PM	55:00	6.62 pH	16.15 °C	1,592.0 µS/cm	4.16 mg/L	0.69 NTU	103.2 mV	23.26 ft	0.81 PSU	130.00 ml/min

Samples

Sample ID:	Description:

Created using VuSitu from In-Situ, Inc.

Low-Flow Test Report:

Test Date / Time: 2/8/2024 10:44:24 AM
Project: Plant Bowen AP January 2024
Operator Name: William Laaker

Location Name: BGWC-39 **Well Diameter: 2 in** **Casing Type: PVC** **Screen Length: 10 ft** **Top of Screen: 18.27 ft** **Total Depth: 28.27 ft** **Initial Depth to Water: 19.75 ft**	**Pump Type: GeoTech Peristaltic** **Tubing Type: LDPE** **Pump Intake From TOC: 23.27 ft** **Estimated Total Volume Pumped: 240 ml** **Flow Cell Volume: 90 ml** **Final Flow Rate: 120 ml/min** **Final Draw Down: 0.35 ft**	**Instrument Used: Aqua TROLL 400** **Serial Number: 789301**

Test Notes:
Complete evac performed on 2/7/2024.

Low-Flow Readings:

Date Time	Elapsed Time	pH	Temperature	Specific Conductivity	RDO Concentration	Turbidity	ORP	Depth to Water	Salinity	Flow
		+/- 0.1	+/- 1000 %	+/- 5 %	+/- 10 %	+/- 5	+/- 1000 %	+/- 0.3	+/- 1000 %	
2/8/2024 10:44 AM	00:00	6.61 pH	12.57 °C	1,865.5 µS/cm	6.79 mg/L	0.07 NTU	98.1 mV	20.00 ft	0.95 PSU	120.00 ml/min
2/8/2024 10:45 AM	01:00	6.54 pH	13.11 °C	1,845.5 µS/cm	6.64 mg/L	0.69 NTU	87.6 mV	20.06 ft	0.94 PSU	120.00 ml/min
2/8/2024 10:46 AM	02:00	6.50 pH	13.52 °C	1,831.7 µS/cm	6.62 mg/L	0.29 NTU	98.4 mV	20.10 ft	0.93 PSU	120.00 ml/min

Samples

Sample ID:	Description:
BGWC-39	Metals, Inorganics, Alkalinity, TDS, Sulfide, Radium

Created using VuSitu from In-Situ, Inc.

Low-Flow Test Report:

Test Date / Time: 2/7/2024 12:08:18 PM
Project: Plant Bowen AP January 2024
Operator Name: Kevin Stephenson

Location Name: BGWC-40 **Well Diameter: 2 in** **Casing Type: PVC** **Screen Length: 10 ft** **Top of Screen: 52.74 ft** **Total Depth: 62.74 ft** **Initial Depth to Water: 25.63 ft**	**Pump Type: QED Dedicated** **Tubing Type: LDPE** **Pump Intake From TOC: 57.74 ft** **Estimated Total Volume Pumped: 3600 ml** **Flow Cell Volume: 90 ml** **Final Flow Rate: 120 ml/min** **Final Draw Down: 0.51 ft**	**Instrument Used: Aqua TROLL 400** **Serial Number: 893479**

Test Notes:
Pre-purged 2 liters.

Low-Flow Readings:

Date Time	Elapsed Time	pH	Temperature	Specific Conductivity	RDO Concentration	Turbidity	ORP	Depth to Water	Salinity	Flow
		+/- 0.1	+/- 1000 %	+/- 5 %	+/- 10 %	+/- 5	+/- 1000 %	+/- 0.3	+/- 1000 %	
2/7/2024 12:08 PM	00:00	7.18 pH	16.08 °C	919.22 µS/cm	0.84 mg/L	3.53 NTU	40.3 mV	25.98 ft	0.51 PSU	120.00 ml/min
2/7/2024 12:13 PM	05:00	7.18 pH	15.99 °C	921.62 µS/cm	0.83 mg/L	2.73 NTU	38.5 mV	26.11 ft	0.51 PSU	120.00 ml/min
2/7/2024 12:18 PM	10:00	7.18 pH	16.03 °C	921.97 µS/cm	0.74 mg/L	2.19 NTU	37.9 mV	26.14 ft	0.51 PSU	120.00 ml/min
2/7/2024 12:23 PM	15:00	7.18 pH	16.59 °C	915.82 µS/cm	0.72 mg/L	2.13 NTU	42.1 mV	26.14 ft	0.51 PSU	120.00 ml/min
2/7/2024 12:28 PM	20:00	7.18 pH	16.84 °C	915.27 µS/cm	0.73 mg/L	2.29 NTU	37.0 mV	26.14 ft	0.51 PSU	120.00 ml/min
2/7/2024 12:33 PM	25:00	7.19 pH	16.98 °C	911.28 µS/cm	0.62 mg/L	1.86 NTU	31.4 mV	26.14 ft	0.51 PSU	120.00 ml/min
2/7/2024 12:38 PM	30:00	7.19 pH	17.09 °C	914.45 µS/cm	0.66 mg/L	1.93 NTU	32.7 mV	26.14 ft	0.51 PSU	120.00 ml/min

Samples

Sample ID:	Description:
BGWC-40	Metals, Inorganics, Alkalinity, TDS, Sulfide, Radium

Low-Flow Test Report:

Test Date / Time: 2/7/2024 2:24:49 PM
Project: Plant Bowen AP January 2024
Operator Name: William Laaker

Location Name: BGWC-41D **Well Diameter: 2 in** **Casing Type: PVC** **Screen Length: 10 ft** **Top of Screen: 48.26 ft** **Total Depth: 58.26 ft** **Initial Depth to Water: 20.27 ft**	**Pump Type: QED Dedicated** **Tubing Type: LDPE** **Pump Intake From TOC: 53.26 ft** **Estimated Total Volume Pumped: 5600 ml** **Flow Cell Volume: 90 ml** **Final Flow Rate: 160 ml/min** **Final Draw Down: 2.55 ft**	**Instrument Used: Aqua TROLL 400** **Serial Number: 789301**

Test Notes:
Prepurged 2 L.

Low-Flow Readings:

Date Time	Elapsed Time	pH	Temperature	Specific Conductivity	RDO Concentration	Turbidity	ORP	Depth to Water	Salinity	Flow
		+/- 0.1	+/- 1000 %	+/- 5 %	+/- 10 %	+/- 5	+/- 1000 %	+/- 0.3	+/- 1000 %	
2/7/2024 2:24 PM	00:00	6.95 pH	16.83 °C	2,200.3 µS/cm	0.50 mg/L	1.03 NTU	43.8 mV	21.80 ft	1.14 PSU	160.00 ml/min
2/7/2024 2:29 PM	05:00	6.99 pH	16.78 °C	2,171.2 µS/cm	0.44 mg/L	1.05 NTU	-3.7 mV	21.95 ft	1.12 PSU	160.00 ml/min
2/7/2024 2:34 PM	10:00	7.01 pH	16.74 °C	2,139.0 µS/cm	0.43 mg/L	0.90 NTU	55.1 mV	22.15 ft	1.10 PSU	160.00 ml/min
2/7/2024 2:39 PM	15:00	7.03 pH	16.78 °C	2,115.5 µS/cm	0.39 mg/L	0.79 NTU	53.3 mV	22.34 ft	1.09 PSU	160.00 ml/min
2/7/2024 2:44 PM	20:00	7.05 pH	16.83 °C	2,094.0 µS/cm	0.38 mg/L	0.31 NTU	52.9 mV	22.48 ft	1.08 PSU	160.00 ml/min
2/7/2024 2:49 PM	25:00	7.06 pH	16.83 °C	2,081.3 µS/cm	0.36 mg/L	0.28 NTU	51.7 mV	22.61 ft	1.07 PSU	160.00 ml/min
2/7/2024 2:54 PM	30:00	7.06 pH	16.78 °C	2,075.4 µS/cm	0.38 mg/L	0.16 NTU	51.7 mV	22.72 ft	1.07 PSU	160.00 ml/min
2/7/2024 2:59 PM	35:00	7.07 pH	16.74 °C	2,073.0 µS/cm	0.34 mg/L	0.11 NTU	50.6 mV	22.82 ft	1.07 PSU	160.00 ml/min

Samples

Sample ID:	Description:
BGWC-41D	Metals, Inorganics, Alkalinity, TDS, Sulfide, Radium
FD-04	Metals, Inorganics, Alkalinity, TDS, Sulfide, Radium

Low-Flow Test Report:

Test Date / Time: 2/7/2024 2:54:05 PM
Project: Plant Bowen AP January 2024
Operator Name: Jay Siewert

Location Name: BGWC-42D **Well Diameter: 2 in** **Casing Type: PVC** **Screen Length: 10 ft** **Top of Screen: 143.74 ft** **Total Depth: 153.74 ft** **Initial Depth to Water: 33.71 ft**	**Pump Type: QED Dedicated** **Tubing Type: LDPE** **Pump Intake From TOC: 148.74 ft** **Estimated Total Volume Pumped: 7722.917 ml** **Flow Cell Volume: 90 ml** **Final Flow Rate: 125 ml/min** **Final Draw Down: 0.69 ft**	**Instrument Used: Aqua TROLL 400** **Serial Number: 789310**

Test Notes:
Prepurged 2 L.

Low-Flow Readings:

Date Time	Elapsed Time	pH	Temperature	Specific Conductivity	RDO Concentration	Turbidity	ORP	Depth to Water	Salinity	Flow
		+/- 0.1	+/- 1000 %	+/- 5 %	+/- 10 %	+/- 5	+/- 1000 %	+/- 0.3	+/- 1000 %	
2/7/2024 2:54 PM	00:00	6.90 pH	18.42 °C	1,127.3 µS/cm	0.29 mg/L	1.24 NTU	-149.5 mV	34.30 ft	0.57 PSU	125.00 ml/min
2/7/2024 2:59 PM	05:00	6.82 pH	18.47 °C	1,149.7 µS/cm	0.22 mg/L	1.15 NTU	-138.7 mV	34.31 ft	0.58 PSU	125.00 ml/min
2/7/2024 3:04 PM	10:00	6.83 pH	18.50 °C	1,143.4 µS/cm	0.18 mg/L	1.06 NTU	-129.3 mV	34.35 ft	0.57 PSU	125.00 ml/min
2/7/2024 3:09 PM	15:00	6.83 pH	18.37 °C	1,135.5 µS/cm	0.16 mg/L	0.90 NTU	-121.3 mV	34.36 ft	0.57 PSU	125.00 ml/min
2/7/2024 3:14 PM	20:00	6.84 pH	18.47 °C	1,087.1 µS/cm	0.14 mg/L	0.52 NTU	-113.9 mV	34.38 ft	0.54 PSU	125.00 ml/min
2/7/2024 3:19 PM	25:00	6.85 pH	18.52 °C	1,012.5 µS/cm	0.14 mg/L	0.35 NTU	-104.7 mV	34.39 ft	0.51 PSU	125.00 ml/min
2/7/2024 3:24 PM	30:00	6.87 pH	18.55 °C	959.31 µS/cm	0.14 mg/L	0.61 NTU	-92.4 mV	34.39 ft	0.48 PSU	125.00 ml/min
2/7/2024 3:29 PM	35:00	6.89 pH	18.65 °C	915.30 µS/cm	0.15 mg/L	0.35 NTU	-76.4 mV	34.39 ft	0.46 PSU	125.00 ml/min
2/7/2024 3:34 PM	40:00	6.90 pH	18.64 °C	887.85 µS/cm	0.16 mg/L	0.48 NTU	-58.8 mV	34.40 ft	0.44 PSU	125.00 ml/min
2/7/2024 3:39 PM	45:00	6.92 pH	18.69 °C	861.48 µS/cm	0.17 mg/L	0.42 NTU	-43.4 mV	34.40 ft	0.43 PSU	125.00 ml/min
2/7/2024 3:40 PM	46:47	6.92 pH	18.69 °C	849.67 µS/cm	0.17 mg/L	0.41 NTU	-34.7 mV	34.40 ft	0.42 PSU	125.00 ml/min
2/7/2024 3:45 PM	51:47	6.92 pH	18.60 °C	838.59 µS/cm	0.18 mg/L	0.38 NTU	-32.0 mV	34.40 ft	0.42 PSU	125.00 ml/min
2/7/2024 3:50 PM	56:47	6.93 pH	18.69 °C	828.99 µS/cm	0.18 mg/L	0.37 NTU	-34.4 mV	34.40 ft	0.41 PSU	125.00 ml/min
2/7/2024 3:55 PM	01:01:47	6.94 pH	18.60 °C	820.30 µS/cm	0.19 mg/L	0.34 NTU	-36.1 mV	34.40 ft	0.41 PSU	125.00 ml/min

Samples

Sample ID:	Description:
BGWC-42D	Metals, Inorganics, Alkalinity, TDS, Sulfide, Radium

Created using VuSitu from In-Situ, Inc.

Low-Flow Test Report:

Test Date / Time: 1/30/2024 11:22:19 AM
Project: Plant Bowen AP January 2024
Operator Name: William Laaker

Location Name: BGWC-43D **Well Diameter: 2 in** **Casing Type: PVC** **Screen Length: 10 ft** **Top of Screen: 156.01 ft** **Total Depth: 166.01 ft** **Initial Depth to Water: 27.46 ft**	**Pump Type: Solinst Model 408** **Tubing Type: LDPE** **Pump Intake From TOC: 161.01 ft** **Estimated Total Volume Pumped: 5200 ml** **Flow Cell Volume: 90 ml** **Final Flow Rate: 130 ml/min** **Final Draw Down: -0.01 ft**	**Instrument Used: Aqua TROLL 400** **Serial Number: 789301**

Test Notes:
Prepurged 2 L.
Grey sediment during prepurge.

Low-Flow Readings:

Date Time	Elapsed Time	pH	Temperature	Specific Conductivity	RDO Concentration	Turbidity	ORP	Depth to Water	Salinity	Flow
		+/- 0.1	+/- 1000 %	+/- 5 %	+/- 10 %	+/- 5	+/- 1000 %	+/- 0.3	+/- 1000 %	
1/30/2024 11:22 AM	00:00	6.98 pH	19.68 °C	2,273.8 µS/cm	0.20 mg/L	5.32 NTU	70.8 mV	27.46 ft	1.18 PSU	130.00 ml/min
1/30/2024 11:27 AM	05:00	6.99 pH	19.53 °C	2,262.2 µS/cm	0.14 mg/L	4.53 NTU	83.0 mV	27.46 ft	1.17 PSU	130.00 ml/min
1/30/2024 11:32 AM	10:00	6.99 pH	19.77 °C	2,268.7 µS/cm	0.11 mg/L	4.29 NTU	86.1 mV	27.46 ft	1.18 PSU	130.00 ml/min
1/30/2024 11:37 AM	15:00	6.99 pH	19.68 °C	2,274.8 µS/cm	0.08 mg/L	4.15 NTU	89.3 mV	27.46 ft	1.18 PSU	130.00 ml/min
1/30/2024 11:42 AM	20:00	6.99 pH	19.81 °C	2,274.5 µS/cm	0.07 mg/L	4.62 NTU	92.0 mV	27.46 ft	1.18 PSU	130.00 ml/min
1/30/2024 11:47 AM	25:00	6.99 pH	19.77 °C	2,277.8 µS/cm	0.07 mg/L	3.86 NTU	93.4 mV	27.46 ft	1.18 PSU	130.00 ml/min
1/30/2024 11:52 AM	30:00	6.99 pH	19.72 °C	2,262.1 µS/cm	0.06 mg/L	3.94 NTU	95.8 mV	27.45 ft	1.17 PSU	130.00 ml/min
1/30/2024 11:57 AM	35:00	6.99 pH	19.96 °C	2,273.3 µS/cm	0.05 mg/L	3.80 NTU	97.2 mV	27.45 ft	1.18 PSU	130.00 ml/min
1/30/2024 12:02 PM	40:00	6.99 pH	19.86 °C	2,272.8 µS/cm	0.05 mg/L	3.77 NTU	98.4 mV	27.45 ft	1.18 PSU	130.00 ml/min

Samples

Sample ID:	Description:
BGWC-43D	Metals, Inorganics, Alkalinity, TDS, Sulfide, Radium

Low-Flow Test Report:

Test Date / Time: 1/31/2024 10:48:42 AM
Project: Plant Bowen AP January 2024
Operator Name: Kevin Stephenson

Location Name: BGWC-44D **Well Diameter: 2 in** **Casing Type: PVC** **Screen Length: 10 ft** **Top of Screen: 132.79 ft** **Total Depth: 142.79 ft** **Initial Depth to Water: 45.38 ft**	**Pump Type: QED Dedicated** **Tubing Type: LDPE** **Pump Intake From TOC: 137.79 ft** **Estimated Total Volume Pumped: 3500 ml** **Flow Cell Volume: 90 ml** **Final Flow Rate: 100 ml/min** **Final Draw Down: 3.61 ft**	**Instrument Used: Aqua TROLL 400** **Serial Number: 789317**

Test Notes:
Pre-purged 2 liters.

Low-Flow Readings:

Date Time	Elapsed Time	pH	Temperature	Specific Conductivity	RDO Concentration	Turbidity	ORP	Depth to Water	Salinity	Flow
		+/- 0.1	+/- 1000 %	+/- 5 %	+/- 10 %	+/- 5	+/- 1000 %	+/- 0.3	+/- 1000 %	
1/31/2024 10:48 AM	00:00	7.03 pH	19.56 °C	643.04 µS/cm	0.45 mg/L	0.38 NTU	141.0 mV	47.39 ft	0.35 PSU	100.00 ml/min
1/31/2024 10:53 AM	05:00	7.23 pH	16.11 °C	665.74 µS/cm	0.40 mg/L	0.39 NTU	72.2 mV	47.71 ft	0.37 PSU	100.00 ml/min
1/31/2024 10:58 AM	10:00	7.29 pH	17.92 °C	647.49 µS/cm	0.33 mg/L	0.35 NTU	33.1 mV	48.01 ft	0.35 PSU	100.00 ml/min
1/31/2024 11:03 AM	15:00	7.33 pH	18.02 °C	646.21 µS/cm	0.28 mg/L	0.27 NTU	5.4 mV	48.28 ft	0.35 PSU	100.00 ml/min
1/31/2024 11:08 AM	20:00	7.33 pH	18.33 °C	645.08 µS/cm	0.27 mg/L	0.28 NTU	-15.9 mV	48.51 ft	0.35 PSU	100.00 ml/min
1/31/2024 11:13 AM	25:00	7.34 pH	18.35 °C	644.44 µS/cm	0.25 mg/L	0.26 NTU	-38.2 mV	48.69 ft	0.35 PSU	100.00 ml/min
1/31/2024 11:18 AM	30:00	7.34 pH	18.67 °C	639.18 µS/cm	0.25 mg/L	0.30 NTU	-55.0 mV	48.86 ft	0.35 PSU	100.00 ml/min
1/31/2024 11:23 AM	35:00	7.34 pH	18.77 °C	635.82 µS/cm	0.24 mg/L	0.24 NTU	-64.7 mV	48.99 ft	0.35 PSU	100.00 ml/min

Samples

Sample ID:	Description:
BGWC-44D	Metals, Inorganics, Alkalinity, TDS, Sulfide, Radium

Created using VuSitu from In-Situ, Inc.

Low-Flow Test Report:

Test Date / Time: 1/31/2024 11:03:14 AM
Project: Plant Bowen AP January 2024
Operator Name: Jay Siewert

Location Name: BGWA-47D **Well Diameter: 2 in** **Casing Type: PVC** **Screen Length: 10 ft** **Top of Screen: 144.96 ft** **Total Depth: 154.96 ft** **Initial Depth to Water: 55.43 ft**	**Pump Type: QED Dedicated** **Tubing Type: LDPE** **Pump Intake From TOC: 149.96 ft** **Estimated Total Volume Pumped: 2600 ml** **Flow Cell Volume: 90 ml** **Final Flow Rate: 130 ml/min** **Final Draw Down: 0.05 ft**	**Instrument Used: Aqua TROLL 400** **Serial Number: 789301**

Test Notes:
Prepurged 3L.

Low-Flow Readings:

Date Time	Elapsed Time	pH	Temperature	Specific Conductivity	RDO Concentration	Turbidity	ORP	Depth to Water	Salinity	Flow
		+/- 0.1	+/- 1000 %	+/- 5 %	+/- 10 %	+/- 5	+/- 1000 %	+/- 0.3	+/- 1000 %	
1/31/2024 11:03 AM	00:00	6.71 pH	16.33 °C	701.71 µS/cm	0.42 mg/L	2.33 NTU	79.3 mV	55.48 ft	0.34 PSU	130.00 ml/min
1/31/2024 11:08 AM	05:00	6.70 pH	16.84 °C	696.41 µS/cm	0.40 mg/L	2.03 NTU	87.1 mV	55.48 ft	0.34 PSU	130.00 ml/min
1/31/2024 11:13 AM	10:00	6.70 pH	16.55 °C	698.31 µS/cm	0.41 mg/L	1.60 NTU	89.3 mV	55.48 ft	0.34 PSU	130.00 ml/min
1/31/2024 11:18 AM	15:00	6.69 pH	16.11 °C	700.19 µS/cm	0.41 mg/L	1.35 NTU	91.0 mV	55.48 ft	0.34 PSU	130.00 ml/min
1/31/2024 11:23 AM	20:00	6.69 pH	15.98 °C	699.81 µS/cm	0.41 mg/L	1.24 NTU	91.8 mV	55.48 ft	0.34 PSU	130.00 ml/min

Samples

Sample ID:	Description:
BGWA-47D	Metals, Inorganics, Alkalinity, TDS, Sulfides, Radium

Created using VuSitu from In-Situ, Inc.

Low-Flow Test Report:

Test Date / Time: 1/31/2024 1:49:48 PM
Project: Plant Bowen AP January 2024
Operator Name: Jay Siewert

Location Name: BGWA-48D **Well Diameter: 2 in** **Casing Type: PVC** **Screen Length: 10 ft** **Top of Screen: 184.79 ft** **Total Depth: 194.79 ft** **Initial Depth to Water: 55.38 ft**	**Pump Type: QED Dedicated** **Tubing Type: LDPE** **Pump Intake From TOC: 189.79 ft** **Estimated Total Volume Pumped: 6600 ml** **Flow Cell Volume: 90 ml** **Final Flow Rate: 120 ml/min** **Final Draw Down: 3.96 ft**	**Instrument Used: Aqua TROLL 400** **Serial Number: 789301**

Test Notes:
Prepurged 2L.

Low-Flow Readings:

Date Time	Elapsed Time	pH	Temperature	Specific Conductivity	RDO Concentration	Turbidity	ORP	Depth to Water	Salinity	Flow
		+/- 0.1	+/- 1000 %	+/- 5 %	+/- 10 %	+/- 5	+/- 1000 %	+/- 0.3	+/- 1000 %	
1/31/2024 1:49 PM	00:00	7.18 pH	17.22 °C	531.84 µS/cm	0.53 mg/L	0.26 NTU	-36.1 mV	57.06 ft	0.26 PSU	120.00 ml/min
1/31/2024 1:54 PM	05:00	7.22 pH	17.49 °C	535.05 µS/cm	0.41 mg/L	0.15 NTU	-30.2 mV	57.56 ft	0.26 PSU	120.00 ml/min
1/31/2024 1:59 PM	10:00	7.25 pH	17.46 °C	534.95 µS/cm	0.35 mg/L	0.15 NTU	-33.6 mV	57.76 ft	0.26 PSU	120.00 ml/min
1/31/2024 2:04 PM	15:00	7.27 pH	17.32 °C	535.23 µS/cm	0.32 mg/L	0.20 NTU	-35.5 mV	58.12 ft	0.26 PSU	120.00 ml/min
1/31/2024 2:09 PM	20:00	7.29 pH	17.34 °C	538.10 µS/cm	0.31 mg/L	0.25 NTU	-36.4 mV	58.34 ft	0.26 PSU	120.00 ml/min
1/31/2024 2:14 PM	25:00	7.31 pH	17.54 °C	546.98 µS/cm	0.30 mg/L	0.05 NTU	-38.2 mV	58.58 ft	0.27 PSU	120.00 ml/min
1/31/2024 2:19 PM	30:00	7.33 pH	17.58 °C	553.53 µS/cm	0.30 mg/L	0.10 NTU	-37.8 mV	58.75 ft	0.27 PSU	120.00 ml/min
1/31/2024 2:24 PM	35:00	7.35 pH	17.31 °C	560.64 µS/cm	0.31 mg/L	0.20 NTU	-37.8 mV	58.90 ft	0.27 PSU	120.00 ml/min
1/31/2024 2:29 PM	40:00	7.36 pH	17.29 °C	567.09 µS/cm	0.30 mg/L	0.02 NTU	-38.3 mV	59.02 ft	0.28 PSU	120.00 ml/min
1/31/2024 2:34 PM	45:00	7.37 pH	17.32 °C	571.14 µS/cm	0.31 mg/L	0.02 NTU	-38.4 mV	59.14 ft	0.28 PSU	120.00 ml/min
1/31/2024 2:39 PM	50:00	7.37 pH	17.43 °C	571.30 µS/cm	0.31 mg/L	0.15 NTU	-37.2 mV	59.24 ft	0.28 PSU	120.00 ml/min
1/31/2024 2:44 PM	55:00	7.38 pH	17.25 °C	573.23 µS/cm	0.31 mg/L	0.07 NTU	-36.3 mV	59.34 ft	0.28 PSU	120.00 ml/min

Samples

Sample ID:	Description:

BGWA-48D	Metals, Inorganics, Alkalinity, TDS, Sulfide, Radium

Created using VuSitu from In-Situ, Inc.

Low-Flow Test Report:

Test Date / Time: 2/6/2024 12:14:05 PM
Project: Plant Bowen AP January 2024
Operator Name: William Laaker

Location Name: BGWC-49D **Well Diameter: 2 in** **Casing Type: PVC** **Screen Length: 10 ft** **Top of Screen: 300.68 ft** **Total Depth: 310.68 ft** **Initial Depth to Water: 28.56 ft**	**Pump Type: Solinst Model 408** **Tubing Type: LDPE** **Pump Intake From TOC: 305.68 ft** **Estimated Total Volume Pumped: 32800 ml** **Flow Cell Volume: 90 ml** **Final Flow Rate: 100 ml/min** **Final Draw Down: 26.19 ft**	**Instrument Used: Aqua TROLL 400** **Serial Number: 789301**

Test Notes:
Prepurged 2 L.
Lowered pump rate to 120 mL/min at 01:55:00 and again to 100 mL/min at 02:50:00 to stabilize drawdown.

Low-Flow Readings:

Date Time	Elapsed Time	pH	Temperature	Specific Conductivity	RDO Concentration	Turbidity	ORP	Depth to Water	Salinity	Flow
		+/- 0.1	+/- 1000 %	+/- 5 %	+/- 10 %	+/- 5	+/- 1000 %	+/- 0.3	+/- 1000 %	
2/6/2024 12:14 PM	00:00	7.14 pH	19.25 °C	1,971.6 µS/cm	0.09 mg/L	1.09 NTU	8.6 mV	32.04 ft	1.01 PSU	180.00 ml/min
2/6/2024 12:19 PM	05:00	7.15 pH	19.27 °C	1,990.0 µS/cm	0.08 mg/L	1.39 NTU	-16.2 mV	32.80 ft	1.02 PSU	180.00 ml/min
2/6/2024 12:24 PM	10:00	7.16 pH	19.24 °C	1,991.0 µS/cm	0.06 mg/L	1.49 NTU	33.1 mV	33.80 ft	1.03 PSU	180.00 ml/min
2/6/2024 12:29 PM	15:00	7.17 pH	19.24 °C	1,991.1 µS/cm	0.06 mg/L	1.40 NTU	36.1 mV	34.75 ft	1.03 PSU	180.00 ml/min
2/6/2024 12:34 PM	20:00	7.17 pH	19.33 °C	1,989.6 µS/cm	0.05 mg/L	1.42 NTU	37.3 mV	35.61 ft	1.02 PSU	180.00 ml/min
2/6/2024 12:39 PM	25:00	7.16 pH	19.28 °C	1,990.7 µS/cm	0.05 mg/L	1.26 NTU	37.4 mV	36.43 ft	1.03 PSU	180.00 ml/min
2/6/2024 12:44 PM	30:00	7.16 pH	19.32 °C	1,990.0 µS/cm	0.05 mg/L	1.16 NTU	37.1 mV	37.24 ft	1.02 PSU	180.00 ml/min
2/6/2024 12:49 PM	35:00	7.16 pH	19.59 °C	1,981.9 µS/cm	0.04 mg/L	1.19 NTU	36.8 mV	37.96 ft	1.02 PSU	180.00 ml/min
2/6/2024 12:54 PM	40:00	7.16 pH	19.90 °C	1,967.9 µS/cm	0.04 mg/L	1.22 NTU	36.3 mV	38.67 ft	1.01 PSU	180.00 ml/min
2/6/2024 12:59 PM	45:00	7.16 pH	19.99 °C	1,975.7 µS/cm	0.03 mg/L	1.11 NTU	35.8 mV	39.43 ft	1.02 PSU	180.00 ml/min
2/6/2024 1:04 PM	50:00	7.16 pH	20.18 °C	1,968.1 µS/cm	0.03 mg/L	1.06 NTU	35.5 mV	40.22 ft	1.01 PSU	180.00 ml/min
2/6/2024 1:09 PM	55:00	7.15 pH	20.35 °C	1,962.6 µS/cm	0.03 mg/L	1.01 NTU	35.1 mV	41.08 ft	1.01 PSU	180.00 ml/min
2/6/2024 1:14 PM	01:00:00	7.15 pH	20.30 °C	1,964.6 µS/cm	0.03 mg/L	0.93 NTU	34.4 mV	41.83 ft	1.01 PSU	180.00 ml/min
2/6/2024 1:19 PM	01:05:00	7.15 pH	20.50 °C	1,965.8 µS/cm	0.02 mg/L	0.79 NTU	32.6 mV	42.61 ft	1.01 PSU	180.00 ml/min
2/6/2024 1:24 PM	01:10:00	7.15 pH	20.50 °C	1,965.7 µS/cm	0.02 mg/L	0.70 NTU	30.9 mV	43.39 ft	1.01 PSU	180.00 ml/min

2/6/2024 1:29 PM	01:15:00	7.15 pH	20.48 °C	1,960.5 µS/cm	0.02 mg/L	0.59 NTU	-8.1 mV	44.17 ft	1.01 PSU	180.00 ml/min
2/6/2024 1:34 PM	01:20:00	7.15 pH	20.51 °C	1,956.2 µS/cm	0.02 mg/L	0.47 NTU	24.0 mV	45.00 ft	1.01 PSU	180.00 ml/min
2/6/2024 1:39 PM	01:25:00	7.15 pH	20.53 °C	1,956.9 µS/cm	0.02 mg/L	0.39 NTU	20.9 mV	45.50 ft	1.01 PSU	180.00 ml/min
2/6/2024 1:44 PM	01:30:00	7.15 pH	20.50 °C	1,958.9 µS/cm	0.02 mg/L	0.27 NTU	16.0 mV	46.18 ft	1.01 PSU	180.00 ml/min
2/6/2024 1:49 PM	01:35:00	7.15 pH	20.35 °C	1,962.7 µS/cm	0.02 mg/L	0.27 NTU	11.8 mV	46.80 ft	1.01 PSU	180.00 ml/min
2/6/2024 1:54 PM	01:40:00	7.16 pH	20.21 °C	1,964.7 µS/cm	0.03 mg/L	0.18 NTU	6.8 mV	47.44 ft	1.01 PSU	180.00 ml/min
2/6/2024 1:59 PM	01:45:00	7.16 pH	20.13 °C	1,968.5 µS/cm	0.03 mg/L	0.16 NTU	2.3 mV	48.06 ft	1.01 PSU	180.00 ml/min
2/6/2024 2:04 PM	01:50:00	7.16 pH	20.17 °C	1,969.2 µS/cm	0.03 mg/L	0.06 NTU	-2.1 mV	48.65 ft	1.01 PSU	180.00 ml/min
2/6/2024 2:09 PM	01:55:00	7.16 pH	20.08 °C	1,971.7 µS/cm	0.03 mg/L	0.08 NTU	-4.9 mV	49.23 ft	1.02 PSU	120.00 ml/min
2/6/2024 2:14 PM	02:00:00	7.17 pH	19.90 °C	1,970.0 µS/cm	0.03 mg/L	0.08 NTU	-6.7 mV	49.68 ft	1.01 PSU	120.00 ml/min
2/6/2024 2:19 PM	02:05:00	7.17 pH	19.90 °C	1,971.6 µS/cm	0.03 mg/L	0.16 NTU	-8.6 mV	50.04 ft	1.02 PSU	120.00 ml/min
2/6/2024 2:24 PM	02:10:00	7.17 pH	19.88 °C	1,971.6 µS/cm	0.03 mg/L	0.05 NTU	-7.3 mV	50.40 ft	1.02 PSU	120.00 ml/min
2/6/2024 2:29 PM	02:15:00	7.17 pH	19.95 °C	1,975.5 µS/cm	0.04 mg/L	0.01 NTU	-7.6 mV	50.74 ft	1.02 PSU	120.00 ml/min
2/6/2024 2:34 PM	02:20:00	7.17 pH	19.90 °C	1,972.1 µS/cm	0.04 mg/L	0.01 NTU	-7.0 mV	51.10 ft	1.02 PSU	120.00 ml/min
2/6/2024 2:39 PM	02:25:00	7.17 pH	19.99 °C	1,975.8 µS/cm	0.04 mg/L	0.01 NTU	-8.5 mV	51.43 ft	1.02 PSU	120.00 ml/min
2/6/2024 2:44 PM	02:30:00	7.17 pH	19.99 °C	1,972.5 µS/cm	0.04 mg/L	0.04 NTU	-9.7 mV	51.76 ft	1.02 PSU	120.00 ml/min
2/6/2024 2:49 PM	02:35:00	7.18 pH	19.95 °C	1,972.5 µS/cm	0.04 mg/L	0.03 NTU	-11.8 mV	52.06 ft	1.02 PSU	120.00 ml/min
2/6/2024 2:54 PM	02:40:00	7.18 pH	20.04 °C	1,973.5 µS/cm	0.04 mg/L	0.08 NTU	-12.9 mV	52.35 ft	1.02 PSU	120.00 ml/min
2/6/2024 2:59 PM	02:45:00	7.18 pH	19.97 °C	1,974.4 µS/cm	0.04 mg/L	0.03 NTU	-13.5 mV	52.65 ft	1.02 PSU	120.00 ml/min
2/6/2024 3:04 PM	02:50:00	7.19 pH	20.16 °C	1,973.5 µS/cm	0.04 mg/L	0.20 NTU	-14.6 mV	52.96 ft	1.02 PSU	100.00 ml/min
2/6/2024 3:09 PM	02:55:00	7.19 pH	20.12 °C	1,967.5 µS/cm	0.04 mg/L	0.20 NTU	-14.9 mV	53.19 ft	1.01 PSU	100.00 ml/min
2/6/2024 3:14 PM	03:00:00	7.19 pH	20.03 °C	1,971.5 µS/cm	0.04 mg/L	0.15 NTU	-15.5 mV	53.36 ft	1.02 PSU	100.00 ml/min
2/6/2024 3:19 PM	03:05:00	7.20 pH	20.04 °C	1,973.8 µS/cm	0.04 mg/L	0.13 NTU	-15.2 mV	53.50 ft	1.02 PSU	100.00 ml/min
2/6/2024 3:24 PM	03:10:00	7.20 pH	20.06 °C	1,971.8 µS/cm	0.04 mg/L	0.02 NTU	-15.5 mV	53.65 ft	1.02 PSU	100.00 ml/min
2/6/2024 3:29 PM	03:15:00	7.20 pH	20.02 °C	1,973.8 µS/cm	0.04 mg/L	0.15 NTU	-17.0 mV	53.85 ft	1.02 PSU	100.00 ml/min
2/6/2024 3:34 PM	03:20:00	7.21 pH	19.98 °C	1,973.2 µS/cm	0.04 mg/L	0.19 NTU	-18.6 mV	54.03 ft	1.02 PSU	100.00 ml/min
2/6/2024 3:39 PM	03:25:00	7.21 pH	20.04 °C	1,977.3 µS/cm	0.04 mg/L	0.14 NTU	-19.1 mV	54.25 ft	1.02 PSU	100.00 ml/min
2/6/2024 3:44 PM	03:30:00	7.23 pH	19.99 °C	1,976.1 µS/cm	0.05 mg/L	0.17 NTU	-19.6 mV	54.40 ft	1.02 PSU	100.00 ml/min
2/6/2024 3:49 PM	03:35:00	7.21 pH	19.98 °C	1,978.1 µS/cm	0.05 mg/L	0.07 NTU	-20.6 mV	54.52 ft	1.02 PSU	100.00 ml/min

2/6/2024 3:54 PM	03:40:00	7.22 pH	20.03 °C	1,981.6 µS/cm	0.05 mg/L	0.20 NTU	-20.1 mV	54.64 ft	1.02 PSU	100.00 ml/min
2/6/2024 3:59 PM	03:45:00	7.22 pH	20.04 °C	1,983.0 µS/cm	0.05 mg/L	0.13 NTU	-21.7 mV	54.75 ft	1.02 PSU	100.00 ml/min

Samples

Sample ID:	Description:
BGWC-49D	Metals, Inorganics, Alkalinity, TDS, Sulfide, Radium

Created using VuSitu from In-Situ, Inc.

Low-Flow Test Report:

Test Date / Time: 1/31/2024 2:12:15 PM
Project: Plant Bowen AP January 2024
Operator Name: Kevin Stephenson

Location Name: BGWC-50D **Well Diameter: 2 in** **Casing Type: PVC** **Screen Length: 10 ft** **Top of Screen: 177.28 ft** **Total Depth: 187.28 ft** **Initial Depth to Water: 46.54 ft**	**Pump Type: QED Dedicated** **Tubing Type: LDPE** **Pump Intake From TOC: 182.28 ft** **Estimated Total Volume Pumped: 5500 ml** **Flow Cell Volume: 90 ml** **Final Flow Rate: 100 ml/min** **Final Draw Down: 2.05 ft**	**Instrument Used: Aqua TROLL 400** **Serial Number: 789317**

Test Notes:
Pre-purged 1 liter.

Low-Flow Readings:

Date Time	Elapsed Time	pH	Temperature	Specific Conductivity	RDO Concentration	Turbidity	ORP	Depth to Water	Salinity	Flow
		+/- 0.1	+/- 1000 %	+/- 5 %	+/- 10 %	+/- 5	+/- 1000 %	+/- 0.3	+/- 1000 %	
1/31/2024 2:12 PM	00:00	6.99 pH	32.80 °C	902.44 µS/cm	0.40 mg/L	1.18 NTU	-32.3 mV	47.76 ft	0.49 PSU	100.00 ml/min
1/31/2024 2:17 PM	05:00	6.89 pH	22.97 °C	1,171.5 µS/cm	0.45 mg/L	0.81 NTU	-98.7 mV	48.02 ft	0.65 PSU	100.00 ml/min
1/31/2024 2:22 PM	10:00	6.85 pH	22.86 °C	1,245.0 µS/cm	0.35 mg/L	0.63 NTU	-113.7 mV	48.17 ft	0.69 PSU	100.00 ml/min
1/31/2024 2:27 PM	15:00	6.82 pH	24.44 °C	1,261.1 µS/cm	0.27 mg/L	1.06 NTU	-123.0 mV	48.30 ft	0.70 PSU	100.00 ml/min
1/31/2024 2:32 PM	20:00	6.66 pH	34.72 °C	1,062.2 µS/cm	0.12 mg/L	0.81 NTU	-126.7 mV	48.40 ft	0.57 PSU	100.00 ml/min
1/31/2024 2:37 PM	25:00	6.56 pH	64.02 °C	725.10 µS/cm	0.10 mg/L	0.82 NTU	-125.5 mV	48.45 ft	0.37 PSU	100.00 ml/min
1/31/2024 2:42 PM	30:00	6.52 pH	71.31 °C	653.37 µS/cm	0.13 mg/L	0.78 NTU	-123.0 mV	48.49 ft	0.33 PSU	100.00 ml/min
1/31/2024 2:47 PM	35:00	6.52 pH	72.00 °C	634.63 µS/cm	0.10 mg/L	0.94 NTU	-121.1 mV	48.53 ft	0.32 PSU	100.00 ml/min
1/31/2024 2:52 PM	40:00	6.53 pH	72.64 °C	621.33 µS/cm	0.10 mg/L	0.76 NTU	-121.3 mV	48.53 ft	0.31 PSU	100.00 ml/min
1/31/2024 2:57 PM	45:00	6.54 pH	73.47 °C	609.10 µS/cm	0.09 mg/L	0.85 NTU	-120.8 mV	48.58 ft	0.31 PSU	100.00 ml/min
1/31/2024 3:02 PM	50:00	6.55 pH	73.64 °C	603.33 µS/cm	0.10 mg/L	0.93 NTU	-121.3 mV	48.58 ft	0.30 PSU	100.00 ml/min
1/31/2024 3:07 PM	55:00	6.56 pH	73.88 °C	593.42 µS/cm	0.10 mg/L	0.78 NTU	-119.0 mV	48.59 ft	0.30 PSU	100.00 ml/min

Samples

Sample ID:	Description:

BGWC-50D	Metals, Inorganics, Alkalinity, TDS, Sulfide, Radium

Created using VuSitu from In-Situ, Inc.

Low-Flow Test Report:

Test Date / Time: 2/5/2024 10:43:22 AM
Project: Plant Bowen AP January 2024
Operator Name: Jay Siewert

Location Name: BGWC-51 **Well Diameter: 2 in** **Casing Type: PVC** **Screen Length: 10 ft** **Top of Screen: 57.29 ft** **Total Depth: 67.29 ft** **Initial Depth to Water: 40.04 ft**	**Pump Type: QED Dedicated** **Tubing Type: LDPE** **Pump Intake From TOC: 62.29 ft** **Estimated Total Volume Pumped: 3750 ml** **Flow Cell Volume: 90 ml** **Final Flow Rate: 150 ml/min** **Final Draw Down: 0.01 ft**	**Instrument Used: Aqua TROLL 400** **Serial Number: 789310**

Test Notes:
Prepurged 2L.

Low-Flow Readings:

Date Time	Elapsed Time	pH	Temperature	Specific Conductivity	RDO Concentration	Turbidity	ORP	Depth to Water	Salinity	Flow
		+/- 0.1	+/- 1000 %	+/- 5 %	+/- 10 %	+/- 5	+/- 1000 %	+/- 0.3	+/- 1000 %	
2/5/2024 10:43 AM	00:00	6.91 pH	16.11 °C	520.34 µS/cm	6.71 mg/L	2.75 NTU	117.0 mV	40.05 ft	0.25 PSU	150.00 ml/min
2/5/2024 10:48 AM	05:00	6.93 pH	16.26 °C	521.75 µS/cm	6.66 mg/L	2.90 NTU	120.5 mV	40.05 ft	0.25 PSU	150.00 ml/min
2/5/2024 10:53 AM	10:00	6.94 pH	15.94 °C	524.05 µS/cm	6.67 mg/L	0.80 NTU	119.5 mV	40.05 ft	0.26 PSU	150.00 ml/min
2/5/2024 10:58 AM	15:00	6.94 pH	16.02 °C	524.82 µS/cm	6.69 mg/L	0.65 NTU	117.6 mV	40.05 ft	0.26 PSU	150.00 ml/min
2/5/2024 11:03 AM	20:00	6.94 pH	16.11 °C	520.32 µS/cm	6.67 mg/L	0.64 NTU	117.1 mV	40.05 ft	0.25 PSU	150.00 ml/min
2/5/2024 11:08 AM	25:00	6.93 pH	16.09 °C	518.74 µS/cm	6.66 mg/L	0.45 NTU	117.1 mV	40.05 ft	0.25 PSU	150.00 ml/min

Samples

Sample ID:	Description:
BGWC-51	Metals, Inorganics, Alkalinity, TDS, Sulfide, Radium

Created using VuSitu from In-Situ, Inc.

Low-Flow Test Report:

Test Date / Time: 2/5/2024 12:44:24 PM
Project: Plant Bowen AP January 2024
Operator Name: Jay Siewert

Location Name: BGWC-52 **Well Diameter: 2 in** **Casing Type: PVC** **Screen Length: 10 ft** **Top of Screen: 72.18 ft** **Total Depth: 82.18 ft** **Initial Depth to Water: 39.2 ft**	**Pump Type: QED Dedicated** **Tubing Type: LDPE** **Pump Intake From TOC: 77.18 ft** **Estimated Total Volume Pumped: 6075 ml** **Flow Cell Volume: 90 ml** **Final Flow Rate: 135 ml/min** **Final Draw Down: 0.14 ft**	**Instrument Used: Aqua TROLL 400** **Serial Number: 789310**

Test Notes:
Prepurged 2L.

Low-Flow Readings:

Date Time	Elapsed Time	pH	Temperature	Specific Conductivity	RDO Concentration	Turbidity	ORP	Depth to Water	Salinity	Flow
		+/- 0.1	+/- 1000 %	+/- 5 %	+/- 10 %	+/- 5	+/- 1000 %	+/- 0.3	+/- 1000 %	
2/5/2024 12:44 PM	00:00	7.10 pH	16.01 °C	393.50 µS/cm	3.33 mg/L	0.90 NTU	80.0 mV	39.31 ft	0.19 PSU	135.00 ml/min
2/5/2024 12:49 PM	05:00	7.14 pH	16.15 °C	392.94 µS/cm	3.16 mg/L	0.63 NTU	99.8 mV	39.32 ft	0.19 PSU	135.00 ml/min
2/5/2024 12:54 PM	10:00	7.17 pH	16.18 °C	397.25 µS/cm	3.07 mg/L	0.78 NTU	101.2 mV	39.32 ft	0.19 PSU	135.00 ml/min
2/5/2024 12:59 PM	15:00	7.19 pH	16.19 °C	399.04 µS/cm	3.46 mg/L	1.33 NTU	101.6 mV	39.33 ft	0.19 PSU	135.00 ml/min
2/5/2024 1:04 PM	20:00	7.21 pH	16.14 °C	398.60 µS/cm	3.76 mg/L	1.65 NTU	102.4 mV	39.33 ft	0.19 PSU	135.00 ml/min
2/5/2024 1:09 PM	25:00	7.21 pH	16.06 °C	398.12 µS/cm	3.87 mg/L	1.80 NTU	102.5 mV	39.34 ft	0.19 PSU	135.00 ml/min
2/5/2024 1:14 PM	30:00	7.22 pH	16.00 °C	396.18 µS/cm	3.94 mg/L	1.70 NTU	102.7 mV	39.34 ft	0.19 PSU	135.00 ml/min
2/5/2024 1:19 PM	35:00	7.22 pH	16.01 °C	394.50 µS/cm	4.11 mg/L	1.71 NTU	103.7 mV	39.34 ft	0.19 PSU	135.00 ml/min
2/5/2024 1:24 PM	40:00	7.21 pH	16.07 °C	394.04 µS/cm	4.15 mg/L	1.92 NTU	104.3 mV	39.34 ft	0.19 PSU	135.00 ml/min
2/5/2024 1:29 PM	45:00	7.21 pH	16.10 °C	393.66 µS/cm	4.15 mg/L	1.81 NTU	104.2 mV	39.34 ft	0.19 PSU	135.00 ml/min

Samples

Sample ID:	Description:
BGWC-52	Metals, Inorganics, Alkalinity, TDS, Sulfide, Radium

Created using VuSitu from In-Situ, Inc.

April 2024

Low-Flow Test Report:

Test Date / Time: 4/3/2024 2:47:58 PM
Project: Plant Bowen AP Re-Sample 2024
Operator Name: Jay Siewert

Location Name: BGWC-43D **Well Diameter: 2 in** **Casing Type: PVC** **Screen Length: 10 ft** **Top of Screen: 156.01 ft** **Total Depth: 166.01 ft** **Initial Depth to Water: 25.62 ft**	**Pump Type: Solinst Model 408** **Tubing Type: LDPE** **Pump Intake From TOC: 161.01 ft** **Estimated Total Volume Pumped: 3000 ml** **Flow Cell Volume: 90 ml** **Final Flow Rate: 120 ml/min** **Final Draw Down: 0.02 ft**	**Instrument Used: Aqua TROLL 400** **Serial Number: 789310**

Test Notes:
Pre-purged 4 L

Low-Flow Readings:

Date Time	Elapsed Time	pH	Temperature	Specific Conductivity	RDO Concentration	Turbidity	ORP	Depth to Water	Salinity	Flow
		+/- 0.1	+/- 1000 %	+/- 5 %	+/- 10 %	+/- 5	+/- 1000 %	+/- 0.3	+/- 1000 %	
4/3/2024 2:47 PM	00:00	6.73 pH	20.82 °C	1,947.5 µS/cm	0.04 mg/L	8.10 NTU	47.8 mV	25.63 ft	1.00 PSU	120.00 ml/min
4/3/2024 2:52 PM	05:00	6.74 pH	20.65 °C	1,939.0 µS/cm	0.03 mg/L	6.66 NTU	71.6 mV	25.65 ft	1.00 PSU	120.00 ml/min
4/3/2024 2:57 PM	10:00	6.74 pH	20.69 °C	1,943.8 µS/cm	0.03 mg/L	5.92 NTU	74.9 mV	25.64 ft	1.00 PSU	120.00 ml/min
4/3/2024 3:02 PM	15:00	6.75 pH	20.43 °C	1,941.7 µS/cm	0.03 mg/L	3.11 NTU	76.9 mV	25.64 ft	1.00 PSU	120.00 ml/min
4/3/2024 3:07 PM	20:00	6.74 pH	20.67 °C	1,945.9 µS/cm	0.02 mg/L	2.51 NTU	77.5 mV	25.64 ft	1.00 PSU	120.00 ml/min
4/3/2024 3:12 PM	25:00	6.74 pH	20.67 °C	1,935.5 µS/cm	0.02 mg/L	2.35 NTU	78.2 mV	25.64 ft	1.00 PSU	120.00 ml/min

Samples

Sample ID:	Description:
BGWC-43D	Thallium
FD-01	Thallium

Created using VuSitu from In-Situ, Inc.

Pre-Design Investigation Events
January – May 2024

Low-Flow Test Report:

Test Date / Time: 1/30/2024 11:42:46 AM
Project: Plant Bowen AP January 2024 CA
Operator Name: Kevin Stephenson

Location Name: PT-03 **Well Diameter: 2 in** **Casing Type: PVC** **Screen Length: 10 ft** **Top of Screen: 33.14 ft** **Total Depth: 43.14 ft** **Initial Depth to Water: 28.7 ft**	**Pump Type: QED Bladder** **Tubing Type: LDPE** **Pump Intake From TOC: 38.14 ft** **Estimated Total Volume Pumped: 3000 ml** **Flow Cell Volume: 90 ml** **Final Flow Rate: 100 ml/min** **Final Draw Down: 0.52 ft**	**Instrument Used: Aqua TROLL 400** **Serial Number: 789317**

Test Notes:
Pre-purged 1 liter

Low-Flow Readings:

Date Time	Elapsed Time	pH	Temperature	Specific Conductivity	RDO Concentration	Turbidity	ORP	Depth to Water	Salinity	Flow
		+/- 0.1	+/- 1000 %	+/- 5 %	+/- 10 %	+/- 5	+/- 1000 %	+/- 0.3	+/- 1000 %	
1/30/2024 11:42 AM	00:00	6.80 pH	28.94 °C	841.94 µS/cm	0.23 mg/L	6.97 NTU	-36.1 mV	29.19 ft	0.42 PSU	100.00 ml/min
1/30/2024 11:47 AM	05:00	6.87 pH	22.04 °C	959.37 µS/cm	0.25 mg/L	8.12 NTU	-38.4 mV	29.20 ft	0.48 PSU	100.00 ml/min
1/30/2024 11:52 AM	10:00	6.94 pH	22.10 °C	956.01 µS/cm	0.21 mg/L	8.35 NTU	-29.0 mV	29.21 ft	0.48 PSU	100.00 ml/min
1/30/2024 11:57 AM	15:00	6.96 pH	21.89 °C	958.42 µS/cm	0.16 mg/L	5.63 NTU	-54.5 mV	29.21 ft	0.48 PSU	100.00 ml/min
1/30/2024 12:02 PM	20:00	6.92 pH	21.95 °C	957.97 µS/cm	0.13 mg/L	2.45 NTU	-84.0 mV	29.22 ft	0.48 PSU	100.00 ml/min
1/30/2024 12:07 PM	25:00	6.89 pH	21.56 °C	968.71 µS/cm	0.11 mg/L	1.32 NTU	-88.5 mV	29.22 ft	0.48 PSU	100.00 ml/min
1/30/2024 12:12 PM	30:00	6.87 pH	20.92 °C	985.19 µS/cm	0.11 mg/L	1.05 NTU	-87.3 mV	29.22 ft	0.49 PSU	100.00 ml/min

Samples

Sample ID:	Description:
PT-03	Metals
FD-01	Metals

Low-Flow Test Report:

Test Date / Time: 2/8/2024 1:40:15 PM
Project: Plant Bowen AP January 2024 CA
Operator Name: William Laaker

Location Name: PT-02 **Well Diameter: 2 in** **Casing Type: PVC** **Screen Length: 10 ft** **Top of Screen: 33.65 ft** **Total Depth: 43.65 ft** **Initial Depth to Water: 29.6 ft**	**Pump Type: GeoTech Peristaltic** **Tubing Type: LDPE** **Pump Intake From TOC: 38.65 ft** **Estimated Total Volume Pumped: 2600 ml** **Flow Cell Volume: 90 ml** **Final Flow Rate: 130 ml/min** **Final Draw Down: 0.21 ft**	**Instrument Used: Aqua TROLL 400** **Serial Number: 789301**

Test Notes:
Prepurged 1 L

Low-Flow Readings:

Date Time	Elapsed Time	pH	Temperature	Specific Conductivity	RDO Concentration	Turbidity	ORP	Depth to Water	Salinity	Flow
		+/- 0.1	+/- 1000 %	+/- 5 %	+/- 10 %	+/- 5	+/- 1000 %	+/- 0.3	+/- 1000 %	
2/8/2024 1:40 PM	00:00	6.58 pH	16.81 °C	3,001.0 µS/cm	0.21 mg/L	0.42 NTU	58.8 mV	29.81 ft	1.58 PSU	130.00 ml/min
2/8/2024 1:45 PM	05:00	6.57 pH	16.65 °C	2,994.9 µS/cm	0.18 mg/L	0.29 NTU	49.4 mV	29.81 ft	1.57 PSU	130.00 ml/min
2/8/2024 1:50 PM	10:00	6.56 pH	16.73 °C	3,000.2 µS/cm	0.17 mg/L	0.22 NTU	63.9 mV	29.81 ft	1.58 PSU	130.00 ml/min
2/8/2024 1:55 PM	15:00	6.56 pH	16.65 °C	3,023.2 µS/cm	0.15 mg/L	0.18 NTU	65.8 mV	29.81 ft	1.59 PSU	130.00 ml/min
2/8/2024 2:00 PM	20:00	6.56 pH	16.60 °C	3,012.5 µS/cm	0.14 mg/L	0.11 NTU	66.1 mV	29.81 ft	1.58 PSU	130.00 ml/min

Samples

Sample ID:	Description:
PT-02	Metals

Created using VuSitu from In-Situ, Inc.

Low-Flow Test Report:

Test Date / Time: 4/3/2024 10:57:21 AM
Project: Plant Bowen AP April 2024 CA
Operator Name: Natalie Piparo

Location Name: BGWC-22 **Well Diameter: 2 in** **Casing Type: PVC** **Screen Length: 10 ft** **Top of Screen: 33.05 ft** **Total Depth: 43.05 ft** **Initial Depth to Water: 29.85 ft**	**Pump Type: GeoTech Peristaltic** **Tubing Type: LDPE** **Pump Intake From TOC: 38.05 ft** **Estimated Total Volume Pumped: 2600 ml** **Flow Cell Volume: 90 ml** **Final Flow Rate: 130 ml/min** **Final Draw Down: 0.17 ft**	**Instrument Used: Aqua TROLL 400** **Serial Number: 789301**

Test Notes:
Pre-purged 2L

Low-Flow Readings:

Date Time	Elapsed Time	pH	Temperature	Specific Conductivity	RDO Concentration	Turbidity	ORP	Depth To Water	Salinity	Flow
		+/- 0.1	+/- 1000 %	+/- 5 %	+/- 10 %	+/- 5	+/- 1000 %	+/- 0.3	+/- 1000 %	
4/3/2024 10:57 AM	00:00	6.69 pH	21.19 °C	2,819.6 µS/cm	0.56 mg/L	1.93 NTU	141.7 mV	30.02 ft	1.48 PSU	130.00 ml/min
4/3/2024 11:02 AM	05:00	6.65 pH	18.12 °C	2,933.8 µS/cm	0.17 mg/L	0.45 NTU	123.9 mV	30.01 ft	1.54 PSU	130.00 ml/min
4/3/2024 11:07 AM	10:00	6.64 pH	17.95 °C	2,950.6 µS/cm	0.13 mg/L	0.42 NTU	116.7 mV	30.02 ft	1.55 PSU	130.00 ml/min
4/3/2024 11:12 AM	15:00	6.63 pH	17.63 °C	2,967.8 µS/cm	0.12 mg/L	0.49 NTU	114.2 mV	30.02 ft	1.56 PSU	130.00 ml/min
4/3/2024 11:17 AM	20:00	6.61 pH	18.25 °C	2,953.3 µS/cm	0.11 mg/L	0.50 NTU	112.6 mV	30.02 ft	1.55 PSU	130.00 ml/min

Samples

Sample ID:	Description:
BGWC-22	Boron, Cobalt
FD-01	Boron, Cobalt

Low-Flow Test Report:

Test Date / Time: 4/3/2024 12:42:41 PM
Project: Plant Bowen AP April 2024 CA
Operator Name: Natalie Piparo

Location Name: PT-02 **Well Diameter: 2 in** **Casing Type: PVC** **Screen Length: 10 ft** **Top of Screen: 33.65 ft** **Total Depth: 43.65 ft** **Initial Depth to Water: 29.3 ft**	**Pump Type: GeoTech Peristaltic** **Tubing Type: LDPE** **Pump Intake From TOC: 38.65 ft** **Estimated Total Volume Pumped: 3500 ml** **Flow Cell Volume: 90 ml** **Final Flow Rate: 140 ml/min** **Final Draw Down: 0.29 ft**	**Instrument Used: Aqua TROLL 400** **Serial Number: 789301**

Test Notes:
Pre-purged 2L

Low-Flow Readings:

Date Time	Elapsed Time	pH	Temperature	Specific Conductivity	RDO Concentration	Turbidity	ORP	Depth To Water	Salinity	Flow
		+/- 0.1	+/- 1000 %	+/- 5 %	+/- 10 %	+/- 5	+/- 1000 %	+/- 0.3	+/- 1000 %	
4/3/2024 12:42 PM	00:00	6.80 pH	24.90 °C	2,607.7 µS/cm	1.87 mg/L	0.21 NTU	67.9 mV	29.61 ft	1.36 PSU	140.00 ml/min
4/3/2024 12:47 PM	05:00	6.72 pH	19.25 °C	2,921.2 µS/cm	0.31 mg/L	0.07 NTU	75.1 mV	29.61 ft	1.54 PSU	140.00 ml/min
4/3/2024 12:52 PM	10:00	6.71 pH	18.54 °C	2,943.5 µS/cm	0.20 mg/L	0.05 NTU	79.5 mV	29.61 ft	1.55 PSU	140.00 ml/min
4/3/2024 12:57 PM	15:00	6.69 pH	18.93 °C	2,923.2 µS/cm	0.18 mg/L	0.16 NTU	79.1 mV	29.59 ft	1.54 PSU	140.00 ml/min
4/3/2024 1:02 PM	20:00	6.70 pH	18.90 °C	2,921.7 µS/cm	0.14 mg/L	0.13 NTU	81.6 mV	29.59 ft	1.54 PSU	140.00 ml/min
4/3/2024 1:07 PM	25:00	6.69 pH	19.06 °C	2,918.6 µS/cm	0.12 mg/L	0.20 NTU	83.9 mV	29.59 ft	1.53 PSU	140.00 ml/min

Samples

Sample ID:	Description:
PT-02	Boron, Cobalt

Created using VuSitu from In-Situ, Inc.

Low-Flow Test Report:

Test Date / Time: 4/3/2024 12:21:53 PM
Project: Plant Bowen AP April 2024 CA
Operator Name: Jay Siewert

Location Name: PT-03 **Well Diameter: 2 in** **Casing Type: PVC** **Screen Length: 10 ft** **Top of Screen: 33.14 ft** **Total Depth: 43.14 ft** **Initial Depth to Water: 29.46 ft**	**Pump Type: Solinst Model 408** **Tubing Type: LDPE** **Pump Intake From TOC: 38.14 ft** **Estimated Total Volume Pumped: 2400 ml** **Flow Cell Volume: 90 ml** **Final Flow Rate: 120 ml/min** **Final Draw Down: 0.76 ft**	**Instrument Used: Aqua TROLL 400** **Serial Number: 789310**

Test Notes:
Pre-purged 2 L

Low-Flow Readings:

Date Time	Elapsed Time	pH	Temperature	Specific Conductivity	RDO Concentration	Turbidity	ORP	Depth to Water	Salinity	Flow
		+/- 0.1	+/- 1000 %	+/- 5 %	+/- 10 %	+/- 5	+/- 1000 %	+/- 0.3	+/- 1000 %	
4/3/2024 12:21 PM	00:00	6.84 pH	18.22 °C	1,010.6 µS/cm	0.81 mg/L	0.84 NTU	44.6 mV	30.15 ft	0.50 PSU	120.00 ml/min
4/3/2024 12:26 PM	05:00	6.83 pH	18.33 °C	1,018.5 µS/cm	0.74 mg/L	0.76 NTU	62.1 mV	30.18 ft	0.51 PSU	120.00 ml/min
4/3/2024 12:31 PM	10:00	6.82 pH	18.24 °C	1,019.4 µS/cm	0.76 mg/L	0.71 NTU	61.1 mV	30.20 ft	0.51 PSU	120.00 ml/min
4/3/2024 12:36 PM	15:00	6.79 pH	18.32 °C	1,023.7 µS/cm	0.75 mg/L	0.70 NTU	55.0 mV	30.21 ft	0.51 PSU	120.00 ml/min
4/3/2024 12:41 PM	20:00	6.77 pH	18.33 °C	1,026.0 µS/cm	0.72 mg/L	0.66 NTU	55.8 mV	30.22 ft	0.51 PSU	120.00 ml/min

Samples

Sample ID:	Description:
PT-03	Boron, Cobalt

Created using VuSitu from In-Situ, Inc.

Low-Flow Test Report:

Test Date / Time: 5/22/2024 11:40:23 AM
Project: Plant Bowen AP May 2024 CA
Operator Name: Jay Siewert

Location Name: BGWC-22 **Well Diameter: 2 in** **Casing Type: PVC** **Screen Length: 10 ft** **Top of Screen: 33.05 ft** **Total Depth: 43.05 ft** **Initial Depth to Water: 30.45 ft**	**Pump Type: GeoTech Peristaltic** **Tubing Type: LDPE** **Pump Intake From TOC: 38.05 ft** **Estimated Total Volume Pumped: 2000 ml** **Flow Cell Volume: 90 ml** **Final Flow Rate: 100 ml/min** **Final Draw Down: 0.14 ft**	**Instrument Used: Aqua TROLL 400** **Serial Number: 789310**

Test Notes:
Pre-purged 1 L

Low-Flow Readings:

Date Time	Elapsed Time	pH	Temperature	Specific Conductivity	RDO Concentration	Turbidity	ORP	Depth to Water	Salinity	Flow
		+/- 0.1	+/- 1000 %	+/- 5 %	+/- 10 %	+/- 5	+/- 1000 %	+/- 0.3	+/- 1000 %	
5/22/2024 11:40 AM	00:00	6.52 pH	22.49 °C	3,368.9 µS/cm	0.41 mg/L	3.11 NTU	18.9 mV	30.59 ft	1.79 PSU	100.00 ml/min
5/22/2024 11:45 AM	05:00	6.48 pH	22.31 °C	3,361.8 µS/cm	0.33 mg/L	3.03 NTU	29.3 mV	30.59 ft	1.78 PSU	100.00 ml/min
5/22/2024 11:50 AM	10:00	6.47 pH	22.47 °C	3,358.3 µS/cm	0.31 mg/L	2.01 NTU	28.4 mV	30.59 ft	1.78 PSU	100.00 ml/min
5/22/2024 11:55 AM	15:00	6.46 pH	22.29 °C	3,364.6 µS/cm	0.28 mg/L	1.81 NTU	31.2 mV	30.59 ft	1.79 PSU	100.00 ml/min
5/22/2024 12:00 PM	20:00	6.46 pH	22.27 °C	3,352.2 µS/cm	0.25 mg/L	0.84 NTU	30.1 mV	30.59 ft	1.78 PSU	100.00 ml/min

Samples

Sample ID:	Description:
BGWC-22	Boron, Cobalt

Created using VuSitu from In-Situ, Inc.

Low-Flow Test Report:

Test Date / Time: 5/22/2024 10:23:15 AM
Project: Plant Bowen AP May 2024 CA
Operator Name: Natalie Piparo

Location Name: PT-02 **Well Diameter: 2 in** **Casing Type: PVC** **Screen Length: 10 ft** **Top of Screen: 33.65 ft** **Total Depth: 43.65 ft** **Initial Depth to Water: 29.93 ft**	**Pump Type: GeoTech Peristaltic** **Tubing Type: LDPE** **Pump Intake From TOC: 38.65 ft** **Estimated Total Volume Pumped: 2200 ml** **Flow Cell Volume: 90 ml** **Final Flow Rate: 110 ml/min** **Final Draw Down: 0.19 ft**	**Instrument Used: Aqua TROLL 400** **Serial Number: 789301**

Test Notes:
Prepurged 2L

Low-Flow Readings:

Date Time	Elapsed Time	pH	Temperature	Specific Conductivity	RDO Concentration	Turbidity	ORP	Depth To Water	Salinity	Flow
		+/- 0.1	+/- 1000 %	+/- 5 %	+/- 10 %	+/- 5	+/- 1000 %	+/- 0.3	+/- 1000 %	
5/22/2024 10:23 AM	00:00	6.60 pH	21.50 °C	4,133.0 µS/cm	0.28 mg/L	0.68 NTU	117.0 mV	30.11 ft	2.22 PSU	110.00 ml/min
5/22/2024 10:28 AM	05:00	6.58 pH	21.19 °C	4,138.5 µS/cm	0.22 mg/L	0.46 NTU	115.9 mV	30.12 ft	2.22 PSU	110.00 ml/min
5/22/2024 10:33 AM	10:00	6.56 pH	21.50 °C	4,135.6 µS/cm	0.18 mg/L	0.89 NTU	115.4 mV	30.12 ft	2.22 PSU	110.00 ml/min
5/22/2024 10:38 AM	15:00	6.55 pH	21.56 °C	4,138.4 µS/cm	0.16 mg/L	1.04 NTU	115.5 mV	30.12 ft	2.22 PSU	110.00 ml/min
5/22/2024 10:43 AM	20:00	6.54 pH	21.51 °C	4,137.5 µS/cm	0.15 mg/L	0.57 NTU	116.2 mV	30.12 ft	2.22 PSU	110.00 ml/min

Samples

Sample ID:	Description:
PT-02	Boron, Cobalt

Low-Flow Test Report:

Test Date / Time: 5/22/2024 10:19:23 AM
Project: Plant Bowen AP May 2024 CA
Operator Name: Jay Siewert

Location Name: PT-03 **Well Diameter: 2 in** **Casing Type: PVC** **Screen Length: 10 ft** **Top of Screen: 33.14 ft** **Total Depth: 43.14 ft** **Initial Depth to Water: 29.96 ft**	**Pump Type: GeoTech Peristaltic** **Tubing Type: LDPE** **Pump Intake From TOC: 38.14 ft** **Estimated Total Volume Pumped: 2000 ml** **Flow Cell Volume: 90 ml** **Final Flow Rate: 100 ml/min** **Final Draw Down: 0.63 ft**	**Instrument Used: Aqua TROLL 400** **Serial Number: 789310**

Test Notes:
Pre-purged 1 L

Low-Flow Readings:

Date Time	Elapsed Time	pH	Temperature	Specific Conductivity	RDO Concentration	Turbidity	ORP	Depth to Water	Salinity	Flow
		+/- 0.1	+/- 1000 %	+/- 5 %	+/- 10 %	+/- 5	+/- 1000 %	+/- 0.3	+/- 1000 %	
5/22/2024 10:19 AM	00:00	6.86 pH	20.82 °C	905.31 µS/cm	0.33 mg/L	1.86 NTU	81.3 mV	30.50 ft	0.45 PSU	100.00 ml/min
5/22/2024 10:24 AM	05:00	6.88 pH	20.67 °C	892.12 µS/cm	0.26 mg/L	2.10 NTU	56.4 mV	30.53 ft	0.44 PSU	100.00 ml/min
5/22/2024 10:29 AM	10:00	6.88 pH	20.95 °C	887.30 µS/cm	0.23 mg/L	0.91 NTU	40.3 mV	30.55 ft	0.44 PSU	100.00 ml/min
5/22/2024 10:34 AM	15:00	6.88 pH	21.04 °C	890.39 µS/cm	0.21 mg/L	0.58 NTU	31.8 mV	30.58 ft	0.44 PSU	100.00 ml/min
5/22/2024 10:39 AM	20:00	6.87 pH	20.91 °C	880.60 µS/cm	0.18 mg/L	0.47 NTU	29.6 mV	30.59 ft	0.44 PSU	100.00 ml/min

Samples

Sample ID:	Description:
PT-03	Boron, Cobalt
FD-01	Boron, Cobalt

Created using VuSitu from In-Situ, Inc.

Calibration Forms

January 2024

Site Name: Plant Bowen AP

Field Instrumentation Calibration Form

Date: 1/30/24

Calibrated By: Jay Sweet / Will Looker

Field Conditions: 58/28° Clear

Instrument	Manufactuer/ Model	Serial Number
Water Quality Meter	AquaTroll 400	789301
Turbidity Meter	LaMotte 2020	7042-3818

Calibration Standard Information				
Parameter	Standard	Lot #	Date of Expiration	Brand
Specific Conductance (µS/cm)	4,490	24000044	05/2024	Atlanta Instrument Rental, Inc.
pH (SU)	4.00	24000044	05/2024	Atlanta Instrument Rental, Inc.
pH (SU)	7.00	22290139	04/2024	Atlanta Instrument Rental, Inc.
pH (SU)	10.00	22110130	04/2024	Atlanta Instrument Rental, Inc.
D.O. (%)	N/A	24000044	05/2024	Atlanta Instrument Rental, Inc.
ORP (mV)	228.0	24002258	06/2024	Atlanta Instrument Rental, Inc.

Calibration					
Time Start	9:51	Time Finish	9:26		
Parameter	Standard	Calibration Value	Calibration Solution Temperature (°C)	Acceptance Criteria	Reference
D.O. (%)	N/A	92.33	-0.40	± 10%	NA
Specific Conductance (µS/cm)	4,490	4378.2	-0.11	± 10% of standard	EPA 2023
pH (SU)	4.00	~~4.00~~	~~0.0~~ 0.53	± 0.1	GWMP
pH (SU)	7.00	~~7.16~~	~~0.0~~ 0.28	± 0.1	GWMP
pH (SU)	10.00	10.28	0.33	± 0.1	GWMP
ORP (mV)	228.0	258.8	0.21	± 10	EPA 2023

	Standard	Calibration Value	Acceptance Criteria	Reference
Turbidity (NTU)	0.00	0.00	± 10% of standard	EPA 2023
	1.00	0.92		
	10.00	9.23		

Calibration Check					
Time Start	1614	Time Finish	1632		
Parameter	Standard	Calibration Value	Calibration Solution Temperature (°C)	Acceptance Criteria	Reference
Specific Conductance (µS/cm)	4,490	3460.4	13.00	± 10% of standard	EPA 2023
pH (SU)	4.00	4.18	12.72	± 0.1	GWMP
pH (SU)	7.00	7.23	10.13	± 0.1	GWMP
pH (SU)	10.00	10.08	10.72	± 0.1	GWMP

	Standard	Calibration Value	Acceptance Criteria	Reference
Turbidity (NTU)	0.00	0.05	± 10% of standard	EPA 2023
	1.00	0.90		
	10.00	8.68		

Notes:

Site Name: Bowen AP

Calibrated By: KMS

Field Instrumentation Calibration Form

Date: 1/30/24

Field Conditions: 57/36°

Instrument	Manufactuer/ Model	Serial Number
Water Quality Meter	AquaTroll 400	78931.7
Turbidity Meter	LaMotte 2020	2068-0320

Calibration Standard Information				
Parameter	Standard	Lot #	Date of Expiration	Brand
Specific Conductance (µS/cm)	4,490	24000044	05/2024	Atlanta Instrument Rental, Inc.
pH (SU)	4.00	24000044	05/2024	Atlanta Instrument Rental, Inc.
pH (SU)	7.00	22290139	04/2024	Atlanta Instrument Rental, Inc.
pH (SU)	10.00	22110130	04/2024	Atlanta Instrument Rental, Inc.
D.O. (%)	N/A	24000044	05/2024	Atlanta Instrument Rental, Inc.
ORP (mV)	228.0	24002258	06/2024	Atlanta Instrument Rental, Inc.

Calibration					
Time Start	0910	Time Finish		0930	
Parameter	Standard	Calibration Value	Calibration Solution Temperature (°C)	Acceptance Criteria	Reference
D.O. (%)	N/A	97.03	4.10	± 10%	NA
Specific Conductance (µS/cm)	4,490	4344.4	4.71	± 10% of standard	EPA 2023
pH (SU)	4.00	4.08	5.01	± 0.1	GWMP
pH (SU)	7.00	7.14	5.25	± 0.1	GWMP
pH (SU)	10.00	10.29	5.40	± 0.1	GWMP
ORP (mV)	228.0	261.5	5.42	± 10	EPA 2023

	Standard	Calibration Value	Acceptance Criteria	Reference
Turbidity (NTU)	0.00	.11	± 10% of standard	EPA 2023
	1.00	1.09		
	10.00	9.11		

Calibration Check					
Time Start	1635	Time Finish	1647		
Parameter	Standard	Calibration Value	Calibration Solution Temperature (°C)	Acceptance Criteria	Reference
Specific Conductance (µS/cm)	4,490	3,900.4	14.54	± 10% of standard	EPA 2023
pH (SU)	4.00	4.16	14.95	± 0.1	GWMP
pH (SU)	7.00	7.24	14.95	± 0.1	GWMP
pH (SU)	10.00	10.14	17.88	± 0.1	GWMP

	Standard	Calibration Value	Acceptance Criteria	Reference
Turbidity (NTU)	0.00	0.08	± 10% of standard	EPA 2023
	1.00	0.94		
	10.00	9.64		

Notes:

Site Name: Plant Bowen AP

Field Instrumentation Calibration Form

Date: 1/31/24

Calibrated By: Jay Sievert

Field Conditions: 52°/30 Mostly Sunny

Instrument	Manufactuer/ Model	Serial Number
Water Quality Meter	AquaTroll 400	789301
Turbidity Meter	LaMotte 2020	7042-3818

Calibration Standard Information				
Parameter	**Standard**	**Lot #**	**Date of Expiration**	**Brand**
Specific Conductance (µS/cm)	4,490	24000044	05/2024	Atlanta Instrument Rental, Inc.
pH (SU)	4.00	24000044	05/2024	Atlanta Instrument Rental, Inc.
pH (SU)	7.00	22290139	04/2024	Atlanta Instrument Rental, Inc.
pH (SU)	10.00	22110130	04/2024	Atlanta Instrument Rental, Inc.
D.O. (%)	N/A	24000044	05/2024	Atlanta Instrument Rental, Inc.
ORP (mV)	228.0	24002258	06/2024	Atlanta Instrument Rental, Inc.

Calibration					
Time Start	8:45	**Time Finish**	9:15		
Parameter	**Standard**	**Calibration Value**	**Calibration Solution Temperature (°C)**	**Acceptance Criteria**	**Reference**
D.O. (%)	N/A	100.30	5.41	± 10%	NA
Specific Conductance (µS/cm)	4,490	4318.7	5.41	± 10% of standard	EPA 2023
pH (SU)	4.00	4.07	5.51	± 0.1	GWMP
pH (SU)	7.00	7.04	5.76	± 0.1	GWMP
pH (SU)	10.00	9.98	5.85	± 0.1	GWMP
ORP (mV)	228.0	249.0	5.76	± 10	EPA 2023

	Standard	**Calibration Value**	**Acceptance Criteria**	**Reference**
Turbidity (NTU)	0.00	0.03	± 10% of standard	EPA 2023
	1.00	0.91		
	10.00	9.00		

Calibration Check					
Time Start	~~9~~ 15:56	**Time Finish**	16:05		
Parameter	**Standard**	**Calibration Value**	**Calibration Solution Temperature (°C)**	**Acceptance Criteria**	**Reference**
Specific Conductance (µS/cm)	4,490	4641.6	9.98	± 10% of standard	EPA 2023
pH (SU)	4.00	4.14	10.03	± 0.1	GWMP
pH (SU)	7.00	7.25	10.68	± 0.1	GWMP
pH (SU)	10.00	10.27	12.51	± 0.1	GWMP

	Standard	**Calibration Value**	**Acceptance Criteria**	**Reference**
Turbidity (NTU)	0.00	0.01	± 10% of standard	EPA 2023
	1.00	0.91		
	10.00	9.44		

Notes:

Site Name: Brown AP

Field Instrumentation Calibration Form

Date: 1/31/24

Calibrated By: KHS

Field Conditions: 50°/28%

Instrument	Manufactuer/ Model	Serial Number
Water Quality Meter	AquaTroll 400	787317
Turbidity Meter	LaMotte 2020	2068-0320

Calibration Standard Information				
Parameter	Standard	Lot #	Date of Expiration	Brand
Specific Conductance (µS/cm)	4,490	24000044	05/2024	Atlanta Instrument Rental, Inc.
pH (SU)	4.00	24000044	05/2024	Atlanta Instrument Rental, Inc.
pH (SU)	7.00	22290139	04/2024	Atlanta Instrument Rental, Inc.
pH (SU)	10.00	22110130	04/2024	Atlanta Instrument Rental, Inc.
D.O. (%)	N/A	24000044	05/2024	Atlanta Instrument Rental, Inc.
ORP (mV)	228.0	24002258	06/2024	Atlanta Instrument Rental, Inc.

Calibration					
Time Start	0906	Time Finish	0938		
Parameter	Standard	Calibration Value	Calibration Solution Temperature (°C)	Acceptance Criteria	Reference
D.O. (%)	N/A	104.16	8.60	± 10%	NA
Specific Conductance (µS/cm)	4,490	3617.3	8.64	± 10% of standard	EPA 2023
pH (SU)	4.00	3.99	8.86	± 0.1	GWMP
pH (SU)	7.00	7.13	8.35	± 0.1	GWMP
pH (SU)	10.00	10.10	8.28	± 0.1	GWMP
ORP (mV)	228.0	222.0	8.40	± 10	EPA 2023

	Standard	Calibration Value	Acceptance Criteria	Reference
Turbidity (NTU)	0.00	0.23	± 10% of standard	EPA 2023
	1.00	1.13		
	10.00	9.55		

Calibration Check					
Time Start	1612	Time Finish	1624		
Parameter	Standard	Calibration Value	Calibration Solution Temperature (°C)	Acceptance Criteria	Reference
Specific Conductance (µS/cm)	4,490	4,167.3	14.96	± 10% of standard	EPA 2023
pH (SU)	4.00	4.02	14.95	± 0.1	GWMP
pH (SU)	7.00	6.73	15.38	± 0.1	GWMP
pH (SU)	10.00	9.15	15.45	± 0.1	GWMP

	Standard	Calibration Value	Acceptance Criteria	Reference
Turbidity (NTU)	0.00	0.08	± 10% of standard	EPA 2023
	1.00	0.91		
	10.00	9.17		

Notes:

Site Name: Plant Bowen AP

Field Instrumentation Calibration Form

Date: 2/1/24

Calibrated By: William Lasher

Field Conditions: 57°/28° sunny

Instrument	Manufactuer/ Model	Serial Number
Water Quality Meter	AquaTroll 400	789301
Turbidity Meter	LaMotte 2020	7042-3818

Calibration Standard Information				
Parameter	Standard	Lot #	Date of Expiration	Brand
Specific Conductance (µS/cm)	4,490	24000044	05/2024	Atlanta Instrument Rental, Inc.
pH (SU)	4.00	24000044	05/2024	Atlanta Instrument Rental, Inc.
pH (SU)	7.00	22290139	04/2024	Atlanta Instrument Rental, Inc.
pH (SU)	10.00	22110130	04/2024	Atlanta Instrument Rental, Inc.
D.O. (%)	N/A	24000044	05/2024	Atlanta Instrument Rental, Inc.
ORP (mV)	228.0	24002258	06/2024	Atlanta Instrument Rental, Inc.

Calibration					
Time Start	8:40	Time Finish	8:57		
Parameter	Standard	Calibration Value	Calibration Solution Temperature (°C)	Acceptance Criteria	Reference
D.O. (%)	N/A	99.29	0.49	± 10%	NA
Specific Conductance (µS/cm)	4,490	47139	1.10	± 10% of standard	EPA 2023
pH (SU)	4.00	3.81	1.22	± 0.1	GWMP
pH (SU)	7.00	6.87	1.75	± 0.1	GWMP
pH (SU)	10.00	10.16	1.29	± 0.1	GWMP
ORP (mV)	228.0	260.3	1.32	± 10	EPA 2023

	Standard	Calibration Value	Acceptance Criteria	Reference
Turbidity (NTU)	0.00	0.00	± 10% of standard	EPA 2023
	1.00	1.10		
	10.00	9.60		

Calibration Check					
Time Start	16:00	Time Finish	16:12		
Parameter	Standard	Calibration Value	Calibration Solution Temperature (°C)	Acceptance Criteria	Reference
Specific Conductance (µS/cm)	4,490	42611	10.17	± 10% of standard	EPA 2023
pH (SU)	4.00	4.10	10.14	± 0.1	GWMP
pH (SU)	7.00	7.18	10.04	± 0.1	GWMP
pH (SU)	10.00	10.17	11.38	± 0.1	GWMP

	Standard	Calibration Value	Acceptance Criteria	Reference
Turbidity (NTU)	0.00	0.01	± 10% of standard	EPA 2023
	1.00	0.94		
	10.00	9.95		

Notes:

Site Name: Plant Bowen AP

Field Instrumentation Calibration Form

Date: 2/1/24

Calibrated By: Jay Siewert

Field Conditions: 52°/28°

Instrument	Manufactuer/ Model	Serial Number
Water Quality Meter	AquaTroll 400	784310
Turbidity Meter	LaMotte 2020	9429-4417

Calibration Standard Information				
Parameter	Standard	Lot #	Date of Expiration	Brand
Specific Conductance (µS/cm)	4,490	24000044	05/2024	Atlanta Instrument Rental, Inc.
pH (SU)	4.00	24000044	05/2024	Atlanta Instrument Rental, Inc.
pH (SU)	7.00	22290139	04/2024	Atlanta Instrument Rental, Inc.
pH (SU)	10.00	22110130	04/2024	Atlanta Instrument Rental, Inc.
D.O. (%)	N/A	24000044	05/2024	Atlanta Instrument Rental, Inc.
ORP (mV)	228.0	24002258	06/2024	Atlanta Instrument Rental, Inc.

Calibration					
Time Start	9:57	Time Finish	10:24		
Parameter	Standard	Calibration Value	Calibration Solution Temperature (°C)	Acceptance Criteria	Reference
D.O. (%)	N/A	93.20	12.20	± 10%	NA
Specific Conductance (µS/cm)	4,490	4075.1	12.21	± 10% of standard	EPA 2023
pH (SU)	4.00	4.25	12.13	± 0.1	GWMP
pH (SU)	7.00	7.32	9.07	± 0.1	GWMP
pH (SU)	10.00	10.47	7.89	± 0.1	GWMP
ORP (mV)	228.0	241.9	7.68	± 10	EPA 2023

	Standard	Calibration Value	Acceptance Criteria	Reference
Turbidity (NTU)	0.00	~~0.03~~	± 10% of standard	EPA 2023
	1.00	1.10		
	10.00	10.78		

Calibration Check					
Time Start	16:52	Time Finish	17:15		
Parameter	Standard	Calibration Value	Calibration Solution Temperature (°C)	Acceptance Criteria	Reference
Specific Conductance (µS/cm)	4,490	4864.0	15.51	± 10% of standard	EPA 2023
pH (SU)	4.00	4.15	15.42	± 0.1	GWMP
pH (SU)	7.00	7.17	15.54	± 0.1	GWMP
pH (SU)	10.00	10.11	16.76	± 0.1	GWMP

	Standard	Calibration Value	Acceptance Criteria	Reference
Turbidity (NTU)	0.00	0.00	± 10% of standard	EPA 2023
	1.00	1.09		
	10.00	10.78		

Notes:

Site Name: Blood AP

Field Instrumentation Calibration Form

Date: 2/1/24

Calibrated By: KMS

Field Conditions: 57°/34°

Instrument	Manufactuer/ Model	Serial Number
Water Quality Meter	AquaTroll 400	503479
Turbidity Meter	LaMotte 2020	2068-0320

Calibration Standard Information				
Parameter	Standard	Lot #	Date of Expiration	Brand
Specific Conductance (µS/cm)	4,490	24000044	05/2024	Atlanta Instrument Rental, Inc.
pH (SU)	4.00	24000044	05/2024	Atlanta Instrument Rental, Inc.
pH (SU)	7.00	22290139	04/2024	Atlanta Instrument Rental, Inc.
pH (SU)	10.00	22110130	04/2024	Atlanta Instrument Rental, Inc.
D.O. (%)	N/A	24000044	05/2024	Atlanta Instrument Rental, Inc.
ORP (mV)	228.0	24002258	06/2024	Atlanta Instrument Rental, Inc.

Calibration					
Time Start	0242	Time Finish	0310		
Parameter	Standard	Calibration Value	Calibration Solution Temperature (°C)	Acceptance Criteria	Reference
D.O. (%)	N/A	10.00	1.87	± 10%	NA
Specific Conductance (µS/cm)	4,490	4,429.1	1.72	± 10% of standard	EPA 2023
pH (SU)	4.00	4.18	1.75	± 0.1	GWMP
pH (SU)	7.00	7.31	2.07	± 0.1	GWMP
pH (SU)	10.00	10.42	2.46	± 0.1	GWMP
ORP (mV)	228.0	247.0	2.48	± 10	EPA 2023

	Standard	Calibration Value	Acceptance Criteria	Reference
Turbidity (NTU)	0.00	0.00	± 10% of standard	EPA 2023
	1.00	1.09		
	10.00	9.58		

Calibration Check					
Time Start	1538	Time Finish	1554		
Parameter	Standard	Calibration Value	Calibration Solution Temperature (°C)	Acceptance Criteria	Reference
Specific Conductance (µS/cm)	4,490	4961.2	13.64	± 10% of standard	EPA 2023
pH (SU)	4.00	4.22	13.59	± 0.1	GWMP
pH (SU)	7.00	7.24	12.91	± 0.1	GWMP
pH (SU)	10.00	10.18	14.80	± 0.1	GWMP

	Standard	Calibration Value	Acceptance Criteria	Reference
Turbidity (NTU)	0.00	0.02	± 10% of standard	EPA 2023
	1.00	0.99		
	10.00	9.37		

Notes:

Site Name: Plant Bowen AP

Field Instrumentation Calibration Form

Date: 2/2/24

Calibrated By: William Laaker

Field Conditions: 64°/34° sunny

Instrument	Manufactuer/ Model	Serial Number
Water Quality Meter	AquaTroll 400	789301
Turbidity Meter	LaMotte 2020	7042-3818

Calibration Standard Information				
Parameter	Standard	Lot #	Date of Expiration	Brand
Specific Conductance (µS/cm)	4,490	24000044	05/2024	Atlanta Instrument Rental, Inc.
pH (SU)	4.00	24000044	05/2024	Atlanta Instrument Rental, Inc.
pH (SU)	7.00	22290139	04/2024	Atlanta Instrument Rental, Inc.
pH (SU)	10.00	22110130	04/2024	Atlanta Instrument Rental, Inc.
D.O. (%)	N/A	24000044	05/2024	Atlanta Instrument Rental, Inc.
ORP (mV)	228.0	24002258	06/2024	Atlanta Instrument Rental, Inc.

Calibration					
Time Start	8:51	Time Finish	9:59		
Parameter	Standard	Calibration Value	Calibration Solution Temperature (°C)	Acceptance Criteria	Reference
D.O. (%)	N/A	100.51	2.34	± 10%	NA
Specific Conductance (µS/cm)	4,490	4543.9	3.40	± 10% of standard	EPA 2023
pH (SU)	4.00	3.99	3.70	± 0.1	GWMP
pH (SU)	7.00	7.05	3.40	± 0.1	GWMP
pH (SU)	10.00	10.12	3.36	± 0.1	GWMP
ORP (mV)	228.0	257.9	3.41	± 10	EPA 2023

	Standard	Calibration Value	Acceptance Criteria	Reference
Turbidity (NTU)	0.00	0.00	± 10% of standard	EPA 2023
	1.00	0.92		
	10.00	9.81		

Calibration Check					
Time Start	14:06	Time Finish	14:20		
Parameter	Standard	Calibration Value	Calibration Solution Temperature (°C)	Acceptance Criteria	Reference
Specific Conductance (µS/cm)	4,490	4235.7	10.59	± 10% of standard	EPA 2023
pH (SU)	4.00	4.12	10.66	± 0.1	GWMP
pH (SU)	7.00	7.17	11.24	± 0.1	GWMP
pH (SU)	10.00	10.16	13.42	± 0.1	GWMP

	Standard	Calibration Value	Acceptance Criteria	Reference
Turbidity (NTU)	0.00	0.01	± 10% of standard	EPA 2023
	1.00	0.92		
	10.00	9.87		

Notes:

Site Name: Plant Bowen AP

Field Instrumentation Calibration Form

Date: 2/2/24

Calibrated By: Jay Siewert

Field Conditions: 64°/340 Sunny

Instrument	Manufactuer/ Model	Serial Number
Water Quality Meter	AquaTroll 400	789310
Turbidity Meter	LaMotte 2020	9429 -4417

Calibration Standard Information				
Parameter	**Standard**	**Lot #**	**Date of Expiration**	**Brand**
Specific Conductance (µS/cm)	4,490	24000044	05/2024	Atlanta Instrument Rental, Inc.
pH (SU)	4.00	24000044	05/2024	Atlanta Instrument Rental, Inc.
pH (SU)	7.00	22290139	04/2024	Atlanta Instrument Rental, Inc.
pH (SU)	10.00	22110130	04/2024	Atlanta Instrument Rental, Inc.
D.O. (%)	N/A	24000044	05/2024	Atlanta Instrument Rental, Inc.
ORP (mV)	228.0	24002258	06/2024	Atlanta Instrument Rental, Inc.

Calibration					
Time Start	9:07	**Time Finish**	9:20		
Parameter	**Standard**	**Calibration Value**	**Calibration Solution Temperature (°C)**	**Acceptance Criteria**	**Reference**
D.O. (%)	N/A	98.55	3.17	± 10%	NA
Specific Conductance (µS/cm)	4,490	4582.1	3.32	± 10% of standard	EPA 2023
pH (SU)	4.00	4.10	3.48	± 0.1	GWMP
pH (SU)	7.00	7.12	4.04	± 0.1	GWMP
pH (SU)	10.00	10.37	4.50	± 0.1	GWMP
ORP (mV)	228.0	248.1	4.64	± 10	EPA 2023

	Standard	**Calibration Value**	**Acceptance Criteria**	**Reference**
Turbidity (NTU)	0.00	-0.10	± 10% of standard	EPA 2023
	1.00	0.90		
	10.00	10.94		

Calibration Check					
Time Start	14:58	**Time Finish**	15:13		
Parameter	**Standard**	**Calibration Value**	**Calibration Solution Temperature (°C)**	**Acceptance Criteria**	**Reference**
Specific Conductance (µS/cm)	4,490	4291.1	16.00	± 10% of standard	EPA 2023
pH (SU)	4.00	4.06	15.73	± 0.1	GWMP
pH (SU)	7.00	7.07	16.73	± 0.1	GWMP
pH (SU)	10.00	9.82	21.11	± 0.1	GWMP

	Standard	**Calibration Value**	**Acceptance Criteria**	**Reference**
Turbidity (NTU)	0.00	-0.00	± 10% of standard	EPA 2023
	1.00	0.92		
	10.00	10.69		

Notes:

Site Name: Plant Bowen AP

Field Instrumentation Calibration Form

Date: 2/5/24

Calibrated By: William Laaker

Field Conditions: 60°/36° cloudy

Instrument	Manufactuer/ Model	Serial Number
Water Quality Meter	AquaTroll 400	789301
Turbidity Meter	LaMotte 2020	7042-3818

Calibration Standard Information				
Parameter	Standard	Lot #	Date of Expiration	Brand
Specific Conductance (µS/cm)	4,490	24000044	05/2024	Atlanta Instrument Rental, Inc.
pH (SU)	4.00	24000044	05/2024	Atlanta Instrument Rental, Inc.
pH (SU)	7.00	22290139	04/2024	Atlanta Instrument Rental, Inc.
pH (SU)	10.00	22110130	04/2024	Atlanta Instrument Rental, Inc.
D.O. (%)	N/A	24000044	05/2024	Atlanta Instrument Rental, Inc.
ORP (mV)	228.0	24002258	06/2024	Atlanta Instrument Rental, Inc.

Calibration					
Time Start	8:45	Time Finish	9:02		
Parameter	Standard	Calibration Value	Calibration Solution Temperature (°C)	Acceptance Criteria	Reference
D.O. (%)	N/A	99.82	12.14	± 10%	NA
Specific Conductance (µS/cm)	4,490	4541.4	12.23	± 10% of standard	EPA 2023
pH (SU)	4.00	4.03	12.24	± 0.1	GWMP
pH (SU)	7.00	7.06	12.12	± 0.1	GWMP
pH (SU)	10.00	10.04	12.08	± 0.1	GWMP
ORP (mV)	228.0	214.9	12.06	± 10	EPA 2023

	Standard	Calibration Value	Acceptance Criteria	Reference
Turbidity (NTU)	0.00	0.00	± 10% of standard	EPA 2023
	1.00	0.90		
	10.00	9.17		

Calibration Check					
Time Start	15:45	Time Finish	15:56		
Parameter	Standard	Calibration Value	Calibration Solution Temperature (°C)	Acceptance Criteria	Reference
Specific Conductance (µS/cm)	4,490	4412.6	15.44	± 10% of standard	EPA 2023
pH (SU)	4.00	4.13	15.08	± 0.1	GWMP
pH (SU)	7.00	7.22	15.34	± 0.1	GWMP
pH (SU)	10.00	10.22	16.56	± 0.1	GWMP

	Standard	Calibration Value	Acceptance Criteria	Reference
Turbidity (NTU)	0.00	0.00	± 10% of standard	EPA 2023
	1.00	0.93		
	10.00	9.64		

Notes:

Site Name: Plant Bowen AP

Field Instrumentation Calibration Form

Date: 2/5/24

Calibrated By: Jay Sieve A

Field Conditions: 60°/36°

Instrument	Manufactuer/ Model	Serial Number
Water Quality Meter	AquaTroll 400	789310
Turbidity Meter	LaMotte 2020	9429-4417

Calibration Standard Information				
Parameter	**Standard**	**Lot #**	**Date of Expiration**	**Brand**
Specific Conductance (µS/cm)	4,490	24000044	05/2024	Atlanta Instrument Rental, Inc.
pH (SU)	4.00	24000044	05/2024	Atlanta Instrument Rental, Inc.
pH (SU)	7.00	22290139	04/2024	Atlanta Instrument Rental, Inc.
pH (SU)	10.00	22110130	04/2024	Atlanta Instrument Rental, Inc.
D.O. (%)	N/A	24000044	05/2024	Atlanta Instrument Rental, Inc.
ORP (mV)	228.0	24002258	06/2024	Atlanta Instrument Rental, Inc.

Calibration					
Time Start	8:35	**Time Finish**	8:49		
Parameter	**Standard**	**Calibration Value**	**Calibration Solution Temperature (°C)**	**Acceptance Criteria**	**Reference**
D.O. (%)	N/A	100.11	16.85	± 10%	NA
Specific Conductance (µS/cm)	4,490	4794.0	16.81	± 10% of standard	EPA 2023
pH (SU)	4.00	3.75	16.68	± 0.1	GWMP
pH (SU)	7.00	6.87	16.41	± 0.1	GWMP
pH (SU)	10.00	10.17	16.36	± 0.1	GWMP
ORP (mV)	228.0	210.8	16.12	± 10	EPA 2023

	Standard	**Calibration Value**	**Acceptance Criteria**	**Reference**
Turbidity (NTU)	0.00	-0.03	± 10% of standard	EPA 2023
	1.00	0.90		
	10.00	10.71		

Calibration Check					
Time Start	16:27	**Time Finish**	16:35		
Parameter	**Standard**	**Calibration Value**	**Calibration Solution Temperature (°C)**	**Acceptance Criteria**	**Reference**
Specific Conductance (µS/cm)	4,490	4415.3	16.09	± 10% of standard	EPA 2023
pH (SU)	4.00	4.14	15.87	± 0.1	GWMP
pH (SU)	7.00	7.18	15.82	± 0.1	GWMP
pH (SU)	10.00	10.10	17.41	± 0.1	GWMP

	Standard	**Calibration Value**	**Acceptance Criteria**	**Reference**
Turbidity (NTU)	0.00	0.00	± 10% of standard	EPA 2023
	1.00	0.95		
	10.00	10.69		

Notes:

Site Name: Kevin Stephens

Field Instrumentation Calibration Form

Date: 2/6/24

Calibrated By: [redacted]

Field Conditions: 59°/34°, 20%

Instrument	Manufactuer/ Model	Serial Number
Water Quality Meter	AquaTroll 400	593479
Turbidity Meter	LaMotte 2020	2068-0325

Calibration Standard Information				
Parameter	Standard	Lot #	Date of Expiration	Brand
Specific Conductance (µS/cm)	4,490	24000044	05/2024	Atlanta Instrument Rental, Inc.
pH (SU)	4.00	24000044	05/2024	Atlanta Instrument Rental, Inc.
pH (SU)	7.00	22290139	04/2024	Atlanta Instrument Rental, Inc.
pH (SU)	10.00	22110130	04/2024	Atlanta Instrument Rental, Inc.
D.O. (%)	N/A	24000044	05/2024	Atlanta Instrument Rental, Inc.
ORP (mV)	228.0	24002258	06/2024	Atlanta Instrument Rental, Inc.

Calibration					
Time Start	0838	Time Finish	0911		
Parameter	Standard	Calibration Value	Calibration Solution Temperature (°C)	Acceptance Criteria	Reference
D.O. (%)	N/A	101.45	9.71	± 10%	NA
Specific Conductance (µS/cm)	4,490	5047.2	9.71	± 10% of standard	EPA 2023
pH (SU)	4.00	4.00	9.90	± 0.1	GWMP
pH (SU)	7.00	7.01	9.75	± 0.1	GWMP
pH (SU)	10.00	9.99	9.62	± 0.1	GWMP
ORP (mV)	228.0	248.9	9.57	± 10	EPA 2023

	Standard	Calibration Value	Acceptance Criteria	Reference
Turbidity (NTU)	0.00	-0.03	± 10% of standard	EPA 2023
	1.00	1.08		
	10.00	9.37		

Calibration Check					
Time Start	1553	Time Finish	1601		
Parameter	Standard	Calibration Value	Calibration Solution Temperature (°C)	Acceptance Criteria	Reference
Specific Conductance (µS/cm)	4,490	4,342.8	18.87	± 10% of standard	EPA 2023
pH (SU)	4.00	4.20	18.85	± 0.1	GWMP
pH (SU)	7.00	7.09	18.28	± 0.1	GWMP
pH (SU)	10.00	9.96	21.26	± 0.1	GWMP

	Standard	Calibration Value	Acceptance Criteria	Reference
Turbidity (NTU)	0.00	-0.02	± 10% of standard	EPA 2023
	1.00	1.04		
	10.00	9.13		

Notes:

Site Name: Plant Bowen AP

Field Instrumentation Calibration Form

Date: 2/6/24

Calibrated By: William Lacker

Field Conditions: 60°/32° sunny

Instrument	Manufactuer/ Model	Serial Number
Water Quality Meter	AquaTroll 400	789301
Turbidity Meter	LaMotte 2020	7042-3318

Calibration Standard Information				
Parameter	Standard	Lot #	Date of Expiration	Brand
Specific Conductance (µS/cm)	4,490	24000044	05/2024	Atlanta Instrument Rental, Inc.
pH (SU)	4.00	24000044	05/2024	Atlanta Instrument Rental, Inc.
pH (SU)	7.00	22290139	04/2024	Atlanta Instrument Rental, Inc.
pH (SU)	10.00	22110130	04/2024	Atlanta Instrument Rental, Inc.
D.O. (%)	N/A	24000044	05/2024	Atlanta Instrument Rental, Inc.
ORP (mV)	228.0	24002258	06/2024	Atlanta Instrument Rental, Inc.

Calibration					
Time Start	9:08	Time Finish	9:21		
Parameter	Standard	Calibration Value	Calibration Solution Temperature (°C)	Acceptance Criteria	Reference
D.O. (%)	N/A	99.89	2.10	± 10%	NA
Specific Conductance (µS/cm)	4,490	45160	1.89	± 10% of standard	EPA 2023
pH (SU)	4.00	4.00	1.82	± 0.1	GWMP
pH (SU)	7.00	7.10	1.80	± 0.1	GWMP
pH (SU)	10.00	10.27	2.16	± 0.1	GWMP
ORP (mV)	228.0	246.2	2.36	± 10	EPA 2023

	Standard	Calibration Value	Acceptance Criteria	Reference
Turbidity (NTU)	0.00	0.00	± 10% of standard	EPA 2023
	1.00	1.02		
	10.00	9.93		

Calibration Check					
Time Start	17:05	Time Finish	17:22		
Parameter	Standard	Calibration Value	Calibration Solution Temperature (°C)	Acceptance Criteria	Reference
Specific Conductance (µS/cm)	4,490	43110	11.66	± 10% of standard	EPA 2023
pH (SU)	4.00	4.15	11.74	± 0.1	GWMP
pH (SU)	7.00	7.17	12.03	± 0.1	GWMP
pH (SU)	10.00	10.20	14.26	± 0.1	GWMP

	Standard	Calibration Value	Acceptance Criteria	Reference
Turbidity (NTU)	0.00	0.00	± 10% of standard	EPA 2023
	1.00	0.91		
	10.00	9.83		

Notes:

Site Name: Plant Bowen AP

Field Instrumentation Calibration Form

Date: 2/6/24

Calibrated By: Jay Siewert

Field Conditions: 60°/32°

Instrument	Manufactuer/ Model	Serial Number
Water Quality Meter	AquaTroll 400	789310
Turbidity Meter	LaMotte 2020	4424~4417

Calibration Standard Information				
Parameter	**Standard**	**Lot #**	**Date of Expiration**	**Brand**
Specific Conductance (µS/cm)	4,490	24000044	05/2024	Atlanta Instrument Rental, Inc.
pH (SU)	4.00	24000044	05/2024	Atlanta Instrument Rental, Inc.
pH (SU)	7.00	22290139	04/2024	Atlanta Instrument Rental, Inc.
pH (SU)	10.00	22110130	04/2024	Atlanta Instrument Rental, Inc.
D.O. (%)	N/A	24000044	05/2024	Atlanta Instrument Rental, Inc.
ORP (mV)	228.0	24002258	06/2024	Atlanta Instrument Rental, Inc.

Calibration					
Time Start	8:50	**Time Finish**	9:06		
Parameter	**Standard**	**Calibration Value**	**Calibration Solution Temperature (°C)**	**Acceptance Criteria**	**Reference**
D.O. (%)	N/A	96.8	3.07	± 10%	NA
Specific Conductance (µS/cm)	4,490	4618.4	3.12	± 10% of standard	EPA 2023
pH (SU)	4.00	4.09	3.17	± 0.1	GWMP
pH (SU)	7.00	7.14	3.88	± 0.1	GWMP
pH (SU)	10.00	10.41	4.04	± 0.1	GWMP
ORP (mV)	228.0	261.2	3.43	± 10	EPA 2023

	Standard	**Calibration Value**	**Acceptance Criteria**	**Reference**
Turbidity (NTU)	0.00	-0.04	± 10% of standard	EPA 2023
	1.00	1.09		
	10.00	10.93		

Calibration Check					
Time Start	17:06	**Time Finish**	17:20		
Parameter	**Standard**	**Calibration Value**	**Calibration Solution Temperature (°C)**	**Acceptance Criteria**	**Reference**
Specific Conductance (µS/cm)	4,490	4301.0	12.84	± 10% of standard	EPA 2023
pH (SU)	4.00	3.98	12.43	± 0.1	GWMP
pH (SU)	7.00	7.07	12.04	± 0.1	GWMP
pH (SU)	10.00	4.98	13.74	± 0.1	GWMP

	Standard	**Calibration Value**	**Acceptance Criteria**	**Reference**
Turbidity (NTU)	0.00	-0.06	± 10% of standard	EPA 2023
	1.00	1.07		
	10.00	10.98		

Notes:

Site Name: Plant Bowen AP

Field Instrumentation Calibration Form

Date: 2/7/24

Calibrated By: William Lackey

Field Conditions: 59°/30° sunny

Instrument	Manufactuer/ Model	Serial Number
Water Quality Meter	AquaTroll 400	789301
Turbidity Meter	LaMotte 2020	7042-3818

Calibration Standard Information				
Parameter	Standard	Lot #	Date of Expiration	Brand
Specific Conductance (µS/cm)	4,490	24000044	05/2024	Atlanta Instrument Rental, Inc.
pH (SU)	4.00	24000044	05/2024	Atlanta Instrument Rental, Inc.
pH (SU)	7.00	22290139	04/2024	Atlanta Instrument Rental, Inc.
pH (SU)	10.00	22110130	04/2024	Atlanta Instrument Rental, Inc.
D.O. (%)	N/A	24000044	05/2024	Atlanta Instrument Rental, Inc.
ORP (mV)	228.0	24002258	06/2024	Atlanta Instrument Rental, Inc.

Calibration					
Time Start	8:30	Time Finish	8:44		
Parameter	Standard	Calibration Value	Calibration Solution Temperature (°C)	Acceptance Criteria	Reference
D.O. (%)	N/A	99.94	14.12	± 10%	NA
Specific Conductance (µS/cm)	4,490	4486.3	13.79	± 10% of standard	EPA 2023
pH (SU)	4.00	4.03	13.66	± 0.1	GWMP
pH (SU)	7.00	7.05	13.09	± 0.1	GWMP
pH (SU)	10.00	10.06	12.45	± 0.1	GWMP
ORP (mV)	228.0	207.07	12.12	± 10	EPA 2023

	Standard	Calibration Value	Acceptance Criteria	Reference
Turbidity (NTU)	0.00	0.02	± 10% of standard	EPA 2023
	1.00	0.99		
	10.00	9.87		

Calibration Check					
Time Start	16:30	Time Finish	16:42		
Parameter	Standard	Calibration Value	Calibration Solution Temperature (°C)	Acceptance Criteria	Reference
Specific Conductance (µS/cm)	4,490	4396.1	12.84	± 10% of standard	EPA 2023
pH (SU)	4.00	4.10	12.76	± 0.1	GWMP
pH (SU)	7.00	7.20	12.84	± 0.1	GWMP
pH (SU)	10.00	10.24	13.58	± 0.1	GWMP

	Standard	Calibration Value	Acceptance Criteria	Reference
Turbidity (NTU)	0.00	0.00	± 10% of standard	EPA 2023
	1.00	1.04		
	10.00	10.12		

Notes:

Site Name: Plant Bowen AP

Field Instrumentation Calibration Form

Date: 2/7/24

Calibrated By: Jay Siemert

Field Conditions: 51°/30°

Instrument	Manufactuer/ Model	Serial Number
Water Quality Meter	AquaTroll 400	789310
Turbidity Meter	LaMotte 2020	9429-4417

Calibration Standard Information				
Parameter	**Standard**	**Lot #**	**Date of Expiration**	**Brand**
Specific Conductance (µS/cm)	4,490	24000044	05/2024	Atlanta Instrument Rental, Inc.
pH (SU)	4.00	24000044	05/2024	Atlanta Instrument Rental, Inc.
pH (SU)	7.00	22290139	04/2024	Atlanta Instrument Rental, Inc.
pH (SU)	10.00	22110130	04/2024	Atlanta Instrument Rental, Inc.
D.O. (%)	N/A	24000044	05/2024	Atlanta Instrument Rental, Inc.
ORP (mV)	228.0	24002258	06/2024	Atlanta Instrument Rental, Inc.

Calibration					
Time Start	8:30	**Time Finish**	8:48		
Parameter	**Standard**	**Calibration Value**	**Calibration Solution Temperature (°C)**	**Acceptance Criteria**	**Reference**
D.O. (%)	N/A	103.44	5.74	± 10%	NA
Specific Conductance (µS/cm)	4,490	4625.0	5.73	± 10% of standard	EPA 2023
pH (SU)	4.00	4.00	4.54	± 0.1	GWMP
pH (SU)	7.00	7.05	3.48	± 0.1	GWMP
pH (SU)	10.00	10.29	3.17	± 0.1	GWMP
ORP (mV)	228.0	224.4	4.74	± 10	EPA 2023

	Standard	Calibration Value	Acceptance Criteria	Reference
Turbidity (NTU)	0.00	0.00	± 10% of standard	EPA 2023
	1.00	1.05		
	10.00	10.81		

Calibration Check					
Time Start	16:52	**Time Finish**	17:08		
Parameter	**Standard**	**Calibration Value**	**Calibration Solution Temperature (°C)**	**Acceptance Criteria**	**Reference**
Specific Conductance (µS/cm)	4,490	4354.9	12.44	± 10% of standard	EPA 2023
pH (SU)	4.00	3.98	12.36	± 0.1	GWMP
pH (SU)	7.00	7.21	12.42	± 0.1	GWMP
pH (SU)	10.00	~~10.08~~ 10.10	~~14.88 15.70~~	± 0.1	GWMP

	Standard	Calibration Value	Acceptance Criteria	Reference
Turbidity (NTU)	0.00	-0.03	± 10% of standard	EPA 2023
	1.00	0.91		
	10.00	10.95		

Notes:

Site Name: [illegible]

Field Instrumentation Calibration Form

Date: 2/7/24

Calibrated By: KMS

Field Conditions: 53°/34°, 0%

Instrument	Manufactuer/ Model	Serial Number
Water Quality Meter	AquaTroll 400	633479
Turbidity Meter	LaMotte 2020	2068-0230

Calibration Standard Information				
Parameter	Standard	Lot #	Date of Expiration	Brand
Specific Conductance (µS/cm)	4,490	24000044	05/2024	Atlanta Instrument Rental, Inc.
pH (SU)	4.00	24000044	05/2024	Atlanta Instrument Rental, Inc.
pH (SU)	7.00	22290139	04/2024	Atlanta Instrument Rental, Inc.
pH (SU)	10.00	22110130	04/2024	Atlanta Instrument Rental, Inc.
D.O. (%)	N/A	24000044	05/2024	Atlanta Instrument Rental, Inc.
ORP (mV)	228.0	24002258	06/2024	Atlanta Instrument Rental, Inc.

Calibration					
Time Start	0851	Time Finish	0906		
Parameter	Standard	Calibration Value	Calibration Solution Temperature (°C)	Acceptance Criteria	Reference
D.O. (%)	N/A	98.27	11.89	± 10%	NA
Specific Conductance (µS/cm)	4,490	3,787.8	2.06	± 10% of standard	EPA 2023
pH (SU)	4.00	4.00	2.26	± 0.1	GWMP
pH (SU)	7.00	7.10	2.02	± 0.1	GWMP
pH (SU)	10.00	10.27	2.07	± 0.1	GWMP
ORP (mV)	228.0	240.2	2.04	± 10	EPA 2023

	Standard	Calibration Value	Acceptance Criteria	Reference
Turbidity (NTU)	0.00	0.00	± 10% of standard	EPA 2023
	1.00	1.09		
	10.00	9.25		

Calibration Check					
Time Start	1352	Time Finish	1408		
Parameter	Standard	Calibration Value	Calibration Solution Temperature (°C)	Acceptance Criteria	Reference
Specific Conductance (µS/cm)	4,490	4,569.2	11.64	± 10% of standard	EPA 2023
pH (SU)	4.00	4.11	11.57	± 0.1	GWMP
pH (SU)	7.00	7.20	11.47	± 0.1	GWMP
pH (SU)	10.00	10.20	13.85	± 0.1	GWMP

	Standard	Calibration Value	Acceptance Criteria	Reference
Turbidity (NTU)	0.00	0.01	± 10% of standard	EPA 2023
	1.00	1.06		
	10.00	9.26		

Notes:

Site Name: Plant Bowen AP

Field Instrumentation Calibration Form

Date: 2/8/24

Calibrated By: William Lasker

Field Conditions: 66°/34° partly cloudy

Instrument	Manufactuer/ Model	Serial Number
Water Quality Meter	AquaTroll 400	789301
Turbidity Meter	LaMotte 2020	7042-3818

Calibration Standard Information				
Parameter	Standard	Lot #	Date of Expiration	Brand
Specific Conductance (µS/cm)	4,490	24000044	05/2024	Atlanta Instrument Rental, Inc.
pH (SU)	4.00	24000044	05/2024	Atlanta Instrument Rental, Inc.
pH (SU)	7.00	22290139	04/2024	Atlanta Instrument Rental, Inc.
pH (SU)	10.00	22110130	04/2024	Atlanta Instrument Rental, Inc.
D.O. (%)	N/A	24000044	05/2024	Atlanta Instrument Rental, Inc.
ORP (mV)	228.0	24002258	06/2024	Atlanta Instrument Rental, Inc.

Calibration					
Time Start	8:30	Time Finish	8:44		
Parameter	Standard	Calibration Value	Calibration Solution Temperature (°C)	Acceptance Criteria	Reference
D.O. (%)	N/A	100.58	14.27	± 10%	NA
Specific Conductance (µS/cm)	4,490	4382.7	12.76	± 10% of standard	EPA 2023
pH (SU)	4.00	4.02	12.46	± 0.1	GWMP
pH (SU)	7.00	7.11	7.90	± 0.1	GWMP
pH (SU)	10.00	10.26	5.75	± 0.1	GWMP
ORP (mV)	228.0	257.9	5.71	± 10	EPA 2023

	Standard	Calibration Value	Acceptance Criteria	Reference
Turbidity (NTU)	0.00	0.01	± 10% of standard	EPA 2023
	1.00	1.17		
	10.00	9.95		

Calibration Check					
Time Start	14:35	Time Finish	14:47		
Parameter	Standard	Calibration Value	Calibration Solution Temperature (°C)	Acceptance Criteria	Reference
Specific Conductance (µS/cm)	4,490	4433.3	9.70	± 10% of standard	EPA 2023
pH (SU)	4.00	4.15	9.41	± 0.1	GWMP
pH (SU)	7.00	7.18	9.75	± 0.1	GWMP
pH (SU)	10.00	10.23	11.20	± 0.1	GWMP

	Standard	Calibration Value	Acceptance Criteria	Reference
Turbidity (NTU)	0.00	0.00	± 10% of standard	EPA 2023
	1.00	0.91		
	10.00	9.73		

Notes:

Site Name: Plant Bowen AP

Calibrated By: Jay Siewert

Field Instrumentation Calibration Form

Date: 2/8/24

Field Conditions: 60°/34°

Instrument	Manufactuer/ Model	Serial Number
Water Quality Meter	AquaTroll 400	789310
Turbidity Meter	LaMotte 2020	9429 - 4417

Calibration Standard Information				
Parameter	Standard	Lot #	Date of Expiration	Brand
Specific Conductance (µS/cm)	4,490	24000044	05/2024	Atlanta Instrument Rental, Inc.
pH (SU)	4.00	24000044	05/2024	Atlanta Instrument Rental, Inc.
pH (SU)	7.00	22290139	04/2024	Atlanta Instrument Rental, Inc.
pH (SU)	10.00	22110130	04/2024	Atlanta Instrument Rental, Inc.
D.O. (%)	N/A	24000044	05/2024	Atlanta Instrument Rental, Inc.
ORP (mV)	228.0	24002258	06/2024	Atlanta Instrument Rental, Inc.

Calibration					
Time Start	8:30	Time Finish	8:44		
Parameter	Standard	Calibration Value	Calibration Solution Temperature (°C)	Acceptance Criteria	Reference
D.O. (%)	N/A	99.30	13.16	± 10%	NA
Specific Conductance (µS/cm)	4,490	4621.4	13.04	± 10% of standard	EPA 2023
pH (SU)	4.00	3.82	12.86	± 0.1	GWMP
pH (SU)	7.00	6.82	12.38	± 0.1	GWMP
pH (SU)	10.00	10.03	11.97	± 0.1	GWMP
ORP (mV)	228.0	243.2	11.73	± 10	EPA 2023

	Standard	Calibration Value	Acceptance Criteria	Reference
Turbidity (NTU)	0.00	0.01	± 10% of standard	EPA 2023
	1.00	1.09		
	10.00	10.84		

Calibration Check					
Time Start	15:54	Time Finish	16:01		
Parameter	Standard	Calibration Value	Calibration Solution Temperature (°C)	Acceptance Criteria	Reference
Specific Conductance (µS/cm)	4,490	4416.6	12.06	± 10% of standard	EPA 2023
pH (SU)	4.00	4.03	12.01	± 0.1	GWMP
pH (SU)	7.00	7.13	13.33	± 0.1	GWMP
pH (SU)	10.00	10.09	14.08	± 0.1	GWMP

	Standard	Calibration Value	Acceptance Criteria	Reference
Turbidity (NTU)	0.00	0.02	± 10% of standard	EPA 2023
	1.00	0.92		
	10.00	10.21		

Notes:

April 2024

Site Name: Plant Bowen

Field Instrumentation Calibration Form

Date: 4/3/24

Calibrated By: Jay Sienert

Field Conditions: 68°/41°

Instrument	Manufactuer/ Model	Serial Number
Water Quality Meter	AquaTroll 400	789310
Turbidity Meter	LaMotte 2020	7042-8818

Calibration Standard Information				
Parameter	**Standard**	**Lot #**	**Date of Expiration**	**Brand**
Specific Conductance (µS/cm)	4,490	24005593	12/2024	Atlanta Instrument Rental, Inc.
pH (SU)	4.00	24005593	12/2024	Atlanta Instrument Rental, Inc.
pH (SU)	7.00	24004517	12/2024	Atlanta Instrument Rental, Inc.
pH (SU)	10.00	24000085	12/2024	Atlanta Instrument Rental, Inc.
D.O. (%)	N/A	24005593	12/2024	Atlanta Instrument Rental, Inc.
ORP (mV)	228.0	24006903	12/2024	Atlanta Instrument Rental, Inc.

Calibration					
Time Start	0903	**Time Finish**	0923		
Parameter	**Standard**	**Calibration Value**	**Calibration Solution Temperature (°C)**	**Acceptance Criteria**	**Reference**
D.O. (%)	N/A	~~93.4~~ ~~43.1~~ 87.21	~~17.17~~ ~~17.48~~ 15.24	± 10%	NA
Specific Conductance (µS/cm)	4,490	4560.7	15.87	± 10% of standard	EPA 2023
pH (SU)	4.00	4.02	16.27	± 0.1	GWMP
pH (SU)	7.00	7.08	16.80	± 0.1	GWMP
pH (SU)	10.00	10.12	16.99	± 0.1	GWMP
ORP (mV)	228.0	234.8	16.63	± 10	EPA 2023

	Standard	Calibration Value	Acceptance Criteria	Reference
Turbidity (NTU)	0.00	-0.01	± 10% of standard	EPA 2023
	1.00	0.93		
	10.00	10.85		

Calibration Check					
Time Start	1618	**Time Finish**	1626		
Parameter	**Standard**	**Calibration Value**	**Calibration Solution Temperature (°C)**	**Acceptance Criteria**	**Reference**
Specific Conductance (µS/cm)	4,490	4441.7	18.33	± 10% of standard	EPA 2023
pH (SU)	4.00	3.90	18.01	± 0.1	GWMP
pH (SU)	7.00	7.22	18.51	± 0.1	GWMP
pH (SU)	10.00	10.20	18.95	± 0.1	GWMP

	Standard	Calibration Value	Acceptance Criteria	Reference
Turbidity (NTU)	0.00	0.00	± 10% of standard	EPA 2023
	1.00	0.94		
	10.00	10.76		

Notes:

Pre-Design Investigation Events
January – May 2024

Site Name: Bowen AP

Calibrated By: KMS

Field Instrumentation Calibration Form

Date: 1/30/24

Field Conditions: 57/36°

Instrument	Manufactuer/ Model	Serial Number
Water Quality Meter	AquaTroll 400	78931.7
Turbidity Meter	LaMotte 2020	2068-0320

Calibration Standard Information				
Parameter	Standard	Lot #	Date of Expiration	Brand
Specific Conductance (µS/cm)	4,490	24000044	05/2024	Atlanta Instrument Rental, Inc.
pH (SU)	4.00	24000044	05/2024	Atlanta Instrument Rental, Inc.
pH (SU)	7.00	22290139	04/2024	Atlanta Instrument Rental, Inc.
pH (SU)	10.00	22110130	04/2024	Atlanta Instrument Rental, Inc.
D.O. (%)	N/A	24000044	05/2024	Atlanta Instrument Rental, Inc.
ORP (mV)	228.0	24002258	06/2024	Atlanta Instrument Rental, Inc.

Calibration					
Time Start	0910	Time Finish		0930	
Parameter	Standard	Calibration Value	Calibration Solution Temperature (°C)	Acceptance Criteria	Reference
D.O. (%)	N/A	97.03	4.10	± 10%	NA
Specific Conductance (µS/cm)	4,490	4344.4	4.71	± 10% of standard	EPA 2023
pH (SU)	4.00	4.08	5.01	± 0.1	GWMP
pH (SU)	7.00	7.14	5.25	± 0.1	GWMP
pH (SU)	10.00	10.29	5.40	± 0.1	GWMP
ORP (mV)	228.0	261.5	5.42	± 10	EPA 2023

	Standard	Calibration Value	Acceptance Criteria	Reference
Turbidity (NTU)	0.00	.11	± 10% of standard	EPA 2023
	1.00	1.09		
	10.00	9.11		

Calibration Check					
Time Start	1635	Time Finish	1647		
Parameter	Standard	Calibration Value	Calibration Solution Temperature (°C)	Acceptance Criteria	Reference
Specific Conductance (µS/cm)	4,490	3,900.4	14.54	± 10% of standard	EPA 2023
pH (SU)	4.00	4.16	14.95	± 0.1	GWMP
pH (SU)	7.00	7.24	14.95	± 0.1	GWMP
pH (SU)	10.00	10.14	17.88	± 0.1	GWMP

	Standard	Calibration Value	Acceptance Criteria	Reference
Turbidity (NTU)	0.00	0.08	± 10% of standard	EPA 2023
	1.00	0.94		
	10.00	9.64		

Notes:

Site Name: Plant Bowen AP

Field Instrumentation Calibration Form

Date: 2/8/24

Calibrated By: William Lasker

Field Conditions: 66°/34° partly cloudy

Instrument	Manufactuer/ Model	Serial Number
Water Quality Meter	AquaTroll 400	789301
Turbidity Meter	LaMotte 2020	7042-3818

Calibration Standard Information				
Parameter	Standard	Lot #	Date of Expiration	Brand
Specific Conductance (µS/cm)	4,490	24000044	05/2024	Atlanta Instrument Rental, Inc.
pH (SU)	4.00	24000044	05/2024	Atlanta Instrument Rental, Inc.
pH (SU)	7.00	22290139	04/2024	Atlanta Instrument Rental, Inc.
pH (SU)	10.00	22110130	04/2024	Atlanta Instrument Rental, Inc.
D.O. (%)	N/A	24000044	05/2024	Atlanta Instrument Rental, Inc.
ORP (mV)	228.0	24002258	06/2024	Atlanta Instrument Rental, Inc.

Calibration					
Time Start	8:30	Time Finish	8:44		
Parameter	Standard	Calibration Value	Calibration Solution Temperature (°C)	Acceptance Criteria	Reference
D.O. (%)	N/A	100.58	14.27	± 10%	NA
Specific Conductance (µS/cm)	4,490	4382.7	12.76	± 10% of standard	EPA 2023
pH (SU)	4.00	4.02	12.46	± 0.1	GWMP
pH (SU)	7.00	7.11	7.90	± 0.1	GWMP
pH (SU)	10.00	10.26	5.75	± 0.1	GWMP
ORP (mV)	228.0	257.9	5.71	± 10	EPA 2023

	Standard	Calibration Value	Acceptance Criteria	Reference
Turbidity (NTU)	0.00	0.01	± 10% of standard	EPA 2023
	1.00	1.17		
	10.00	9.95		

Calibration Check					
Time Start	14:35	Time Finish	14:47		
Parameter	Standard	Calibration Value	Calibration Solution Temperature (°C)	Acceptance Criteria	Reference
Specific Conductance (µS/cm)	4,490	4433.3	9.70	± 10% of standard	EPA 2023
pH (SU)	4.00	4.15	9.41	± 0.1	GWMP
pH (SU)	7.00	7.18	9.75	± 0.1	GWMP
pH (SU)	10.00	10.23	11.20	± 0.1	GWMP

	Standard	Calibration Value	Acceptance Criteria	Reference
Turbidity (NTU)	0.00	0.00	± 10% of standard	EPA 2023
	1.00	0.91		
	10.00	9.73		

Notes:

Site Name: Plant Bowen

Field Instrumentation Calibration Form

Date: 4/3/24

Calibrated By: Natalie Piparo

Field Conditions: H 69° / L 47°

Instrument	Manufactuer/ Model	Serial Number
Water Quality Meter	AquaTroll 400	789301
Turbidity Meter	LaMotte 2020	2068-0320

Calibration Standard Information

Parameter	Standard	Lot #	Date of Expiration	Brand
Specific Conductance (µS/cm)	4,490	24005593	12/2024	Atlanta Instrument Rental, Inc.
pH (SU)	4.00	24005593	12/2024	Atlanta Instrument Rental, Inc.
pH (SU)	7.00	24004517	12/2024	Atlanta Instrument Rental, Inc.
pH (SU)	10.00	24000085	12/2024	Atlanta Instrument Rental, Inc.
D.O. (%)	N/A	24005593	12/2024	Atlanta Instrument Rental, Inc.
ORP (mV)	228.0	24006903	12/2024	Atlanta Instrument Rental, Inc.

Calibration

Time Start	8:58	Time Finish	9:21		
Parameter	**Standard**	**Calibration Value**	**Calibration Solution Temperature (°C)**	**Acceptance Criteria**	**Reference**
D.O. (%)	N/A	101.06	15.75	± 10%	NA
Specific Conductance (µS/cm)	4,490	4617.1	17.00	± 10% of standard	EPA 2023
pH (SU)	4.00	4.02	17.65	± 0.1	GWMP
pH (SU)	7.00	7.03	18.67	± 0.1	GWMP
pH (SU)	10.00	10.08	18.45	± 0.1	GWMP
ORP (mV)	228.0	216.1	18.52	± 10	EPA 2023

	Standard	Calibration Value	Acceptance Criteria	Reference
Turbidity (NTU)	0.00	-0.08	± 10% of standard	EPA 2023
	1.00	1.08		
	10.00	10.19		

Calibration Check

Time Start	16:25	Time Finish	16:50		
Parameter	**Standard**	**Calibration Value**	**Calibration Solution Temperature (°C)**	**Acceptance Criteria**	**Reference**
Specific Conductance (µS/cm)	4,490	4423.7	18.03	± 10% of standard	EPA 2023
pH (SU)	4.00	4.16	18.00	± 0.1	GWMP
pH (SU)	7.00	7.29	17.90	± 0.1	GWMP
pH (SU)	10.00	10.25	18.21	± 0.1	GWMP

	Standard	Calibration Value	Acceptance Criteria	Reference
Turbidity (NTU)	0.00	-0.03	± 10% of standard	EPA 2023
	1.00	1.13		
	10.00	10.37		

Notes:

Site Name: Plant Bowen

Field Instrumentation Calibration Form

Date: 4/3/24

Calibrated By: Jay Sienert

Field Conditions: 68°/41°

Instrument	Manufactuer/ Model	Serial Number
Water Quality Meter	AquaTroll 400	789310
Turbidity Meter	LaMotte 2020	7042-8818

Calibration Standard Information				
Parameter	**Standard**	**Lot #**	**Date of Expiration**	**Brand**
Specific Conductance (µS/cm)	4,490	24005593	12/2024	Atlanta Instrument Rental, Inc.
pH (SU)	4.00	24005593	12/2024	Atlanta Instrument Rental, Inc.
pH (SU)	7.00	24004517	12/2024	Atlanta Instrument Rental, Inc.
pH (SU)	10.00	24000085	12/2024	Atlanta Instrument Rental, Inc.
D.O. (%)	N/A	24005593	12/2024	Atlanta Instrument Rental, Inc.
ORP (mV)	228.0	24006903	12/2024	Atlanta Instrument Rental, Inc.

Calibration					
Time Start	0903	**Time Finish**	0923		
Parameter	**Standard**	**Calibration Value**	**Calibration Solution Temperature (°C)**	**Acceptance Criteria**	**Reference**
D.O. (%)	N/A	~~93.4~~ ~~43.1~~ 87.21	~~17.17~~ ~~17.48~~ 15.24	± 10%	NA
Specific Conductance (µS/cm)	4,490	4560.7	15.87	± 10% of standard	EPA 2023
pH (SU)	4.00	4.02	16.27	± 0.1	GWMP
pH (SU)	7.00	7.08	16.80	± 0.1	GWMP
pH (SU)	10.00	10.12	16.99	± 0.1	GWMP
ORP (mV)	228.0	234.8	16.63	± 10	EPA 2023

	Standard	Calibration Value	Acceptance Criteria	Reference
Turbidity (NTU)	0.00	-0.01	± 10% of standard	EPA 2023
	1.00	0.93		
	10.00	10.85		

Calibration Check					
Time Start	1618	**Time Finish**	1626		
Parameter	**Standard**	**Calibration Value**	**Calibration Solution Temperature (°C)**	**Acceptance Criteria**	**Reference**
Specific Conductance (µS/cm)	4,490	4441.7	18.33	± 10% of standard	EPA 2023
pH (SU)	4.00	3.90	18.01	± 0.1	GWMP
pH (SU)	7.00	7.22	18.51	± 0.1	GWMP
pH (SU)	10.00	10.20	18.95	± 0.1	GWMP

	Standard	Calibration Value	Acceptance Criteria	Reference
Turbidity (NTU)	0.00	0.00	± 10% of standard	EPA 2023
	1.00	0.94		
	10.00	10.76		

Notes:

Site Name: Plant Bowen

Field Instrumentation Calibration Form

Date: 5/22/24

Calibrated By: Natalie Pipero

Field Conditions: 96° / 66°

Instrument	Manufactuer/ Model	Serial Number
Water Quality Meter	AquaTroll 400	789301
Turbidity Meter	LaMotte 2020	9429-4417

Calibration Standard Information				
Parameter	Standard	Lot #	Date of Expiration	Brand
Specific Conductance (µS/cm)	4,490	24005593	12/2024	Atlanta Instrument Rental, Inc.
pH (SU)	4.00	24005593	12/2024	Atlanta Instrument Rental, Inc.
pH (SU)	7.00	24004517	12/2024	Atlanta Instrument Rental, Inc.
pH (SU)	10.00	24000085	12/2024	Atlanta Instrument Rental, Inc.
D.O. (%)	N/A	24005593	12/2024	Atlanta Instrument Rental, Inc.
ORP (mV)	228.0	24002258	6/2024	Atlanta Instrument Rental, Inc.

Calibration					
Time Start	8:33	Time Finish	6:50		
Parameter	Standard	Calibration Value	Calibration Solution Temperature (°C)	Acceptance Criteria	Reference
D.O. (%)	N/A	102.29	22.01	± 10%	NA
Specific Conductance (µS/cm)	4,490	4497.2	22.73	± 10% of standard	EPA 2023
pH (SU)	4.00	4.02	22.85	± 0.1	GWMP
pH (SU)	7.00	7.06	23.34	± 0.1	GWMP
pH (SU)	10.00	10.07	23.56	± 0.1	GWMP
ORP (mV)	228.0	223.4	23.53	± 10	EPA 2023

	Standard	Calibration Value	Acceptance Criteria	Reference
Turbidity (NTU)	0.00	-0.01	± 10% of standard	EPA 2023
	1.00	1.57		
	10.00	10.25		

Calibration Check					
Time Start	12:48	Time Finish	12:59		
Parameter	Standard	Calibration Value	Calibration Solution Temperature (°C)	Acceptance Criteria	Reference
Specific Conductance (µS/cm)	4,490	4414.4	24.22	± 10% of standard	EPA 2023
pH (SU)	4.00	4.15	24.15	± 0.1	GWMP
pH (SU)	7.00	7.26	24.33	± 0.1	GWMP
pH (SU)	10.00	10.12	24.69	± 0.1	GWMP

	Standard	Calibration Value	Acceptance Criteria	Reference
Turbidity (NTU)	0.00	-0.01	± 10% of standard	EPA 2023
	1.00	1.13		
	10.00	10.09		

Notes:

Site Name: Bowen AP

Field Instrumentation Calibration Form

Date: 5/22/24

Calibrated By: Jay Siemert

Field Conditions: 86°/66°

Instrument	Manufactuer/ Model	Serial Number
Water Quality Meter	AquaTroll 400	789310
Turbidity Meter	LaMotte 2020	7042 3818

Calibration Standard Information				
Parameter	Standard	Lot #	Date of Expiration	Brand
Specific Conductance (µS/cm)	4,490	24005593	12/2024	Atlanta Instrument Rental, Inc.
pH (SU)	4.00	24005593	12/2024	Atlanta Instrument Rental, Inc.
pH (SU)	7.00	24004517	12/2024	Atlanta Instrument Rental, Inc.
pH (SU)	10.00	24000085	12/2024	Atlanta Instrument Rental, Inc.
D.O. (%)	N/A	24005593	12/2024	Atlanta Instrument Rental, Inc.
ORP (mV)	228.0	24002258	6/2024	Atlanta Instrument Rental, Inc.

Calibration					
Time Start	836	Time Finish	850		
Parameter	Standard	Calibration Value	Calibration Solution Temperature (°C)	Acceptance Criteria	Reference
D.O. (%)	N/A	~~100.2~~ 99.83	~~21.95~~ 22.09	± 10%	NA
Specific Conductance (µS/cm)	4,490	4612.4	22.85	± 10% of standard	EPA 2023
pH (SU)	4.00	3.96	23.33	± 0.1	GWMP
pH (SU)	7.00	7.00	23.81	± 0.1	GWMP
pH (SU)	10.00	9.97	24.04	± 0.1	GWMP
ORP (mV)	228.0	225.0	23.81	± 10	EPA 2023

	Standard	Calibration Value	Acceptance Criteria	Reference
Turbidity (NTU)	0.00	0.00	± 10% of standard	EPA 2023
	1.00	0.92		
	10.00	10.48		

Calibration Check					
Time Start	1249	Time Finish	1259		
Parameter	Standard	Calibration Value	Calibration Solution Temperature (°C)	Acceptance Criteria	Reference
Specific Conductance (µS/cm)	4,490	4319.3	27.51	± 10% of standard	EPA 2023
pH (SU)	4.00	3.87	27.18	± 0.1	GWMP
pH (SU)	7.00	7.15	27.21	± 0.1	GWMP
pH (SU)	10.00	10.07	29.19	± 0.1	GWMP

	Standard	Calibration Value	Acceptance Criteria	Reference
Turbidity (NTU)	0.00	0.00	± 10% of standard	EPA 2023
	1.00	0.90		
	10.00	10.27		

Notes:

APPENDIX D

Statistical Analysis Reports

GROUNDWATER STATS CONSULTING

August 30, 2024

Southern Company Services
Attn: Ms. Kristen Jurinko
241 Ralph McGill Blvd NE, Bin 10160
Atlanta, Georgia 30308

Re: Plant Bowen Ash Pond 1 (AP-1)
February 2024 Sample Event

Dear Ms. Jurinko,

Groundwater Stats Consulting, formerly the statistical consulting division of Sanitas Technologies, is pleased to provide the statistical analysis of groundwater data for the Groundwater Detection and Assessment Monitoring Semi-Annual February 2024 sample event for Georgia Power Company's Plant Bowen AP-1. The analysis complies with the federal rule for the Disposal of Coal Combustion Residuals (CCR) from Electric Utilities (CCR Rule, 2015), the Georgia Environmental Protection Division (EPD) Rules for Solid Waste Management Chapter 391-3-4-.10, and follows the United States Environmental Protection Agency (USEPA) Unified Guidance (2009).

Sampling for the Appendix III and IV parameters began in 2016, and at least 8 background samples were collected at each of the groundwater monitoring wells with exceptions noted below. All wells were sampled most recently in February 2024. Sampling is conducted on a semi-annual basis for all constituents. A list of all parameters is provided below.

The monitoring well network, as provided by Southern Company Services, consists of the following:

- **Upgradient well:** BGWA-2, BGWA-29, BGWA-33, BGWA-47D, and BGWA-48D
- **Downgradient wells:** BGWC-7, BGWC-8, BGWC-9, BGWC-10, BGWC-12, BGWC-14A, BGWC-16, BGWC-17, BGWC-18, BGWC-19, BGWC-20,

BGWC-21, BGWC-22, BGWC-23, BGWC-24, BGWC-25, BGWC-30, BGWC-51, and BGWC-52

- **Assessment wells:** BGWA-6, BGWC-31, BGWC-32, BGWC-34D, BGWC-35D, BGWC-36D, BGWC-37D, BGWC-38D, BGWC-39, BGWC-40, BGWC-41D, BGWC-42D, BGWC-43D, BGWC-44D, BGWC-49D, and BGWC-50D

Sampling for upgradient well BGWA-33 began in April 2019 and for upgradient wells BGWA-47D and BGWA-48D in May 2020. Data from these wells are pooled with upgradient wells for construction of interwell statistical limits. Downgradient wells BGWC-51 and BGWC-52 were first sampled in January 2021 and currently have a maximum of 9 samples; therefore, these wells are evaluated with interwell prediction limits for Appendix III parameters, which require a minimum of 8 samples, and confidence intervals for Appendix IV constituents, which require a minimum of 4 samples.

Sampling for assessment wells started at various dates ranging from June 2016 to March 2021 as listed below:

- June 2016 - BGWA-6
- October 2018 - BGWC-31, BGWC-32, BGWC-34D, BGWC-35D, and BGWC-36D
- May 2019 - BGWC-37D and BGWC-38D
- December 2019 - BGWC-39 and BGWC-40
- May 2020 - BGWC-41D, BGWC-42D, BGWC-43D, and BGWC-44D
- March 2021 – BGWC-49D and BGWC-50D

Data from assessment wells are analyzed using confidence intervals for Appendix IV constituents when a minimum of 4 samples are available as mentioned above. Currently, all assessment wells have the required minimum samples and, therefore, are evaluated using confidence intervals. Data from all assessment wells are plotted on the time series graphs and box plots.

Data were sent electronically to Groundwater Stats Consulting, and the statistical analysis was reviewed by Andrew Collins, Project Manager for Groundwater Stats Consulting.

The CCR program consists of the following constituents listed below. The terms "constituent" and "parameter" are interchangeable.

- **Appendix III** (Detection Monitoring) **-** boron, calcium, chloride, fluoride, pH, sulfate, and TDS

- **Appendix IV** (Assessment Monitoring) **–** antimony, arsenic, barium, beryllium, cadmium, chromium, cobalt, combined radium 226 + 228, fluoride, lead, lithium, mercury, molybdenum, selenium, and thallium

Note that when there are no detections present in downgradient wells for a given constituent, statistical analyses are not required. A summary of Appendix IV downgradient and assessment well/constituent pairs with 100% non-detects follows this letter. For all constituents, a substitution of the most recent reporting limit is used for non-detect data which generally gives the most conservative limit in each case. In the cases of antimony, arsenic, and cadmium, historic reporting limits were either higher than or equal to the MCL or CCR-Rule specified levels; therefore, a substitution of the most recent (and lower) respective reporting limits were substituted across all wells for these constituents. Similarly, dilution factors during the previous event for beryllium and lithium resulted in elevated reporting limits for some wells; therefore, the most recent (and lower) reporting limit were substituted across all wells for these constituents.

Time series plots for Appendix III and IV parameters at all wells are provided for the purpose of screening data at these wells (Figure A). Additionally, a separate section of box plots is included for all constituents at upgradient and downgradient wells (Figure B). The time series plots are used to initially screen for suspected outliers and trends, while the box plots provide visual representation of variation within individual wells and between all wells. Values in background which have been flagged as outliers may be seen in a lighter font and as a disconnected symbol on the graphs. A summary of flagged outliers follows this report (Figure C).

Based on the previous screening, data at all wells for constituents detected in downgradient wells were evaluated for the following: 1) outliers; 2) trends; 3) most appropriate statistical method based on site characteristics of groundwater data upgradient of the facility; and 4) eligibility of downgradient wells when intrawell statistical methods are recommended. Power curves were provided with the 2017 screening to demonstrate that the selected statistical methods for Appendix III parameters comply with the USEPA Unified Guidance. The EPA suggests the selected statistical method should provide at least 55% power at 3 standard deviations or at least 80% power at 4 standard deviations.

The original background screening was conducted in 2017 by MacStat Consulting. Values identified as outliers were flagged in the database and excluded prior to construction of statistical limits. Interwell prediction limits, combined with a 1-of-2 resample plan, were recommended.

Interwell tests, which compare downgradient well data to statistical limits constructed from pooled upgradient well data, are appropriate when average concentrations are similar across upgradient wells. Intrawell tests, which compare compliance data from a single well to screened historical data within the same well, are appropriate when upgradient wells exhibit spatial variation; when statistical limits constructed from upgradient wells would not be conservative from a regulatory perspective; and when downgradient water quality is unimpacted compared to upgradient water quality for the same parameter. While data were further tested for intrawell eligibility during the screening, interwell methods are used for all Appendix III constituents in accordance with Georgia EPD requirements.

Summary of Statistical Methods – Appendix III and IV Parameters

Based on the evaluation for state and federal regulatory requirements, the following methods were selected for Appendix III and IV constituents:

- Appendix III: Interwell prediction limits, combined with a 1-of-2 resample plan, for each Appendix III constituent
- Appendix IV: Confidence intervals on downgradient well data compared against Groundwater Protection Standards (GWPS) for each Appendix IV constituent

The distribution of data is tested using the Shapiro-Wilk/Shapiro-Francia test for normality. Parametric prediction limits (or tolerance limits or confidence intervals as applicable) are utilized when the screened historical data follow a normal or transformed-normal distribution. When data cannot be normalized or the majority of data are non-detects, a nonparametric test is utilized. While the false positive rate associated with the parametric prediction limits is based on an annual 10% (5% per semi-annual event) as recommended by the EPA Unified Guidance (2009), the false positive rate associated with the nonparametric limits is dependent upon the available background sample size, number of future comparisons, and verification resample plan. The following approaches are used for handling non-detects (USEPA, 2009):

- No statistical analyses are required on wells and analytes containing 100% non-detects (USEPA Unified Guidance, 2009, Chapter 6).
- When data contain <15% non-detects, simple substitution of one-half the reporting limit is utilized in the statistical analysis. The reporting limit utilized for non-detects is the practical quantification limit (PQL) as reported by the laboratory.
- When data contain between 15-50% non-detects, the Kaplan-Meier non-detect adjustment is applied to the background data for parametric limits. This technique

adjusts the mean and standard deviation of the historical concentrations to account for concentrations below the reporting limit.
- Nonparametric prediction limits are used on data containing greater than 50% non-detects.

Natural systems continuously evolve due to physical changes made to the environment. Examples include capping a landfill, paving areas near a well, or lining a drainage channel to prevent erosion. Periodic updating of background statistical limits is necessary to accommodate these types of changes. In the interwell case, prediction limits are updated with upgradient well data during each event after careful screening for any new outliers. While this was not required for this report, in some cases, deselecting the earlier portion of data may be necessary prior to construction of limits so that resulting statistical limits are conservative (lower) from a regulatory perspective and capable of rapidly detecting changes in groundwater quality. Even though the data are excluded from the calculation, the values will continue to be reported and shown in tables and graphs.

Statistical Analysis of Appendix III Parameters – February 2024

All Appendix III parameters were analyzed using interwell prediction limits. Background (upgradient) well data were reassessed for potential outliers during this analysis. No additional Appendix III values were flagged as an outlier in the database for Appendix III parameters. Values in background which were previously flagged as outliers may be seen in a lighter font and as a disconnected symbol on the graphs. A summary of flagged outliers follows this report (Figure C).

Interwell Prediction Limits

Interwell prediction limits, combined with a 1-of-2 resample plan, were constructed using all historical upgradient well data through February 2024 (Figure D). Interwell prediction limits pool upgradient well data to establish a background limit for an individual constituent. The February 2024 sample from each downgradient well is compared to the background limit to determine whether initial exceedances are present.

In the event of an initial exceedance of compliance well data, the 1-of-2 resample plan allows for collection of one additional sample to determine whether the initial exceedance is confirmed. When a resample confirms the initial exceedance, a statistically significant increase is identified and further research would be required to identify the cause of the exceedance (i.e., impact from the site, natural variation, or an off-site source). If the resample falls within the statistical limit, the initial exceedance is considered to be a false positive result. Therefore, no exceedance is noted and no further action is necessary. If no

resample is collected, the original result is considered a confirmed exceedance. Several prediction limit exceedances were noted for Appendix III parameters and a summary table of the interwell prediction limits follows this letter.

Trend Test Evaluation – Appendix III

When prediction limit exceedances are identified in downgradient wells, data are further evaluated using the Sen's Slope/Mann Kendall trend test at the 99% confidence level to determine whether concentrations are statistically increasing, decreasing, or stable (Figure E). Upgradient wells are included in the trend analyses for all parameters found to exceed their prediction limit in downgradient wells to identify whether similar patterns exist upgradient of the site. Upgradient trends are an indication of variability in groundwater unrelated to practices at the site. A summary along with complete graphical results of the trend tests follows this report. Statistically significant trends were noted for the following well/constituent pairs:

Increasing

- Boron: BGWC-12, BGWC-20, BGWC-22, BGWC-23, and BGWC-25
- Calcium: BGWA-2 (upgradient), BGWC-33 (upgradient), BGWC-12, BGWC-16, BGWC-20, BGWC-22, and BGWC-23
- Chloride: BGWC-10, BGWC-22, BGWC-23, and BGWC-25
- Sulfate: BGWA-2 (upgradient), BGWC-12, and BGWC-16
- TDS: BGWA-2 (upgradient), BGWC-12, BGWC-16, BGWC-20, BGWC-22, and BGWC-23

Decreasing

- Boron: BGWC-7, BGWC-9, BGWC-17, BGWC-18, BGWC-19, BGWC-30, and BGWC-51
- Chloride: BGWA-29 (upgradient), BGWA-47D (upgradient), BGWC-12, BGWC-16, BGWC-24, BGWC-30, BGWC-51, and BGWC-9
- pH: BGWA-2 (upgradient), BGWA-33 (upgradient), BGWA-47D (upgradient), BGWC-12, BGWC-16, BGWC-18, BGWC-22, and BGWC-24
- Sulfate: BGWC-7 and BGWC-24
- TDS: BGWC-7 and BGWC-30

Statistical Analysis of Appendix IV Parameters – February 2024

For Appendix IV parameters, confidence intervals for each downgradient well/constituent were compared against corresponding Groundwater Protection Standards (GWPS). GWPS

were developed as described below. Well/constituent pairs that have 100% non-detects do not require analysis. Data from upgradient wells for Appendix IV parameters are reassessed for outliers during each analysis. No additional measurements were flagged and all previously flagged measurements were confirmed. A summary of flagged outliers follows this report (Figure C).

Interwell Upper Tolerance Limits

Interwell tolerance limits were used to calculate site-specific background limits from all available pooled upgradient well data through February 2024 for Appendix IV constituents (Figure F). Parametric tolerance limits are calculated, with a target of 95% confidence and 95% coverage, when data follow a normal or transformed-normal distribution, such as for combined radium 226 + 228. When data contained greater than 50% non-detects or did not follow a normal or transformed-normal distribution, non-parametric tolerance limits were constructed using the highest background measurement. The confidence and coverage levels for nonparametric tolerance limits are dependent upon the number of background samples.

Groundwater Protection Standards

The background limits were then used when determining the groundwater protection standard (GWPS) under 40 CFR §257.95(h) and Georgia EPD Rule 391-3-4-.10(6)(a). On July 30, 2018, US EPA revised the Federal CCR rule updating GWPS for cobalt, lead, lithium, and molybdenum as described above in 40 CFR §257.95(h)(2). Effective on February 22, 2022, Georgia EPD incorporated the updated GWPS into the current Georgia EPD Rules for Solid Waste Management 391-3-4-.10(6)(a). In accordance with the updated Rules, the GWPS is:

- The maximum contaminant level (MCL) established under §141.62 and §141.66 of this title
- Where an MCL has not been established for a constituent, Federal and State CCR Rules specify levels for cobalt (0.006 mg/L), lead (0.015 mg/L), lithium (0.040 mg/L), and molybdenum (0.100 mg/L)
- The respective background level for a constituent when the background level is higher than the MCL or Federal CCR Rule identified GWPS

Following Georgia EPD Rule requirements and the Federal CCR requirements, GWPS were established for statistical comparison of Appendix IV constituents for this sample event (Figure G).

Confidence Intervals

To complete the statistical comparison of downgradient well data to GWPS, confidence intervals were constructed for the Appendix IV constituents in each downgradient and assessment well using all available data through February 2024 (Figure H).

Confidence intervals were compared to the GWPS prepared as described above. These intervals were constructed as either parametric or nonparametric confidence intervals depending on the data distribution and percentage of non-detects. When data followed a normal or transformed-normal distribution, parametric confidence intervals were used for Appendix IV parameters. Nonparametric confidence intervals, which use the appropriate order statistics, depending on the sample size, as interval limits, were constructed when data did not follow a normal or transformed-normal distribution or when there were greater than 50% non-detects. The lower confidence limit, which is constructed with 99% confidence for parametric confidence intervals, is compared to the GWPS prepared as described above. The achievable confidence level associated with nonparametric confidence intervals is dependent upon the number samples available.

Only when the entire confidence interval is above a GWPS is the downgradient well/constituent pair considered to exceed its respective standard. If there is an exceedance of the GWPS, a statistically significant level (SSL) exceedance is identified. Note that due to an increasing trend for cobalt at downgradient well BGWC-16 and lithium at BGWC-20, the records were truncated to eliminate the trend and only the most recent observations were used to construct the confidence interval (USEPA Unified Guidance, 2009, Chapter 7). Summaries of the confidence intervals follow this letter and exceedances were identified for the following well/constituent pairs:

- Arsenic: BGWC-34D
- Cobalt: BGWC-16 and BGWC-22
- Molybdenum: BGWC-43D

Trend Test Evaluation – Appendix IV

Data at wells with confidence interval exceedances are further evaluated using the Sen's Slope/Mann Kendall trend test at the 95% confidence level to determine whether concentrations are statistically increasing, decreasing, or stable (Figure I). Although the trend tests for Assessment monitoring pairs were previously evaluated using 99% confidence, the 95% confidence level more rapidly identifies statistically significant trends. Additionally, the 95% confidence level is recommended in cases with limited sample sizes and, particularly, for new assessment wells. Upgradient wells are included in the trend

analyses to identify whether similar patterns exist upgradient of the site for the same constituents. When trends are present in upgradient wells, it is an indication of variability in groundwater quality unrelated to practices at the site. A summary of the Appendix IV trend test results follows this letter. Statistically significant trends were identified for the following well/constituent pairs:

Increasing

- Arsenic: BGWA-33 (upgradient)
- Cobalt: BGWC-16 and BGWC-22

Decreasing

- Molybdenum: BGWA-33 (upgradient)

Resample Reports – April/May 2024

A resample was collected in April 2024 for thallium at downgradient well BGWC-43D. As a part of the pre-design investigation, boron and cobalt at well BGWC-22 were sampled in April and May 2024. Additionally, samples were collected for pH at well BGWC-43D in April 2024 and at well BGWC-22 in April 2024 and May 2024. Interwell prediction limits were constructed using background data through February 2024 to compare the most recent of the following two observations: April 2024 for pH in downgradient well BGWC-43D, and May 2024 for boron in BGWC-22 and pH in well BGWC-22 (Figure J). Exceedances were identified for the following well/constituent pairs:

- Boron: BGWC-22
- pH (lower limit): BGWC-22

Confidence intervals were constructed for thallium in downgradient well BGWC-43D using data through April 2024 and for cobalt in downgradient well BGWC-22 using data through May 2024 for comparison to each constituent's respective GWPS. An exceedance was identified for the following well/constituent pair:

- Cobalt: BGWC-22

Summary

Observations from the February 2024 sample event and from April/May 2024 at Bowen AP-1 were compared to established interwell prediction limits for Appendix III constituents. Several statistically significant increases were identified and may be seen on the summary table following this letter.

When confidence intervals were constructed on downgradient wells for Appendix IV constituents and compared to respective GWPS, the following exceedances were identified:

- Arsenic: BGWC-34D
- Cobalt: BGWC-16 and BGWC-22
- Molybdenum: BGWC-43D

Thank you for the opportunity to assist you in the statistical analysis of groundwater quality for Plant Bowen AP-1. If you have any questions or comments, please feel free to contact us.

For Groundwater Stats Consulting,



Tristan Clark
Groundwater Analyst



Andrew Collins
Project Manager

Sanitas™ v.10.0.19c Software licensed to . UG

Date Ranges

Date: 6/25/2024 3:57 PM

Plant Bowen Client: Southern Company Data: Bowen AP-1

Cobalt (mg/L)
BGWC-16 overall:9/24/2020-2/1/2024
Lithium (mg/L)
BGWC-20 overall:2/18/2021-2/5/2024

100% Non-Detects: Appendix IV Downgradient

Analysis Run 4/2/2024 3:03 PM View: Appendix IV
Plant Bowen Client: Southern Company Data: Bowen AP-1

Antimony (mg/L)
BGWC-12, BGWC-18, BGWC-30, BGWC-39

Beryllium (mg/L)
BGWC-10, BGWC-14A, BGWC-20, BGWC-21, BGWC-25, BGWC-30, BGWC-31, BGWC-32, BGWC-34D, BGWC-35D, BGWC-37D, BGWC-40, BGWC-41D, BGWC-42D, BGWC-43D, BGWC-44D, BGWC-49D, BGWC-50D, BGWC-7, BGWC-8, BGWC-9

Cadmium (mg/L)
BGWC-10, BGWC-12, BGWC-21, BGWC-25, BGWC-31, BGWC-32, BGWC-34D, BGWC-35D, BGWC-36D, BGWC-37D, BGWC-40, BGWC-41D, BGWC-42D, BGWC-44D, BGWC-49D, BGWC-50D, BGWC-7, BGWC-8, BGWC-9

Chromium (mg/L)
BGWC-19, BGWC-22, BGWC-34D, BGWC-50D

Cobalt (mg/L)
BGWC-42D, BGWC-44D, BGWC-51

Fluoride (mg/L)
BGWC-31

Lead (mg/L)
BGWC-7

Lithium (mg/L)
BGWC-18, BGWC-19, BGWC-21, BGWC-25, BGWC-31, BGWC-32

Mercury (mg/L)
BGWC-32, BGWC-37D, BGWC-39, BGWC-40, BGWC-42D, BGWC-49D, BGWC-50D

Molybdenum (mg/L)
BGWC-12, BGWC-16, BGWC-17, BGWC-18

Selenium (mg/L)
BGWC-10, BGWC-25, BGWC-35D, BGWC-37D, BGWC-44D, BGWC-49D, BGWC-50D, BGWC-7

Thallium (mg/L)
BGWC-10, BGWC-21, BGWC-25, BGWC-31, BGWC-41D, BGWC-42D, BGWC-44D, BGWC-49D, BGWC-50D, BGWC-8

Appendix III Interwell Prediction Limits - Significant Results

Plant Bowen Client: Southern Company Data: Bowen AP-1 Printed 4/2/2024, 2:45 PM

Constituent	Well	Upper Lim.	Lower Lim.	Date	Observ.	Sig.	Bg N	%NDs	ND Adj.	Transform	Alpha	Method
Boron (mg/L)	BGWC-10	0.043	n/a	2/1/2024	0.51	Yes	88	19.32	n/a	n/a	0.0002459	NP Inter (normality) 1 of 2
Boron (mg/L)	BGWC-12	0.043	n/a	2/1/2024	1.6	Yes	88	19.32	n/a	n/a	0.0002459	NP Inter (normality) 1 of 2
Boron (mg/L)	BGWC-14A	0.043	n/a	2/1/2024	1.7	Yes	88	19.32	n/a	n/a	0.0002459	NP Inter (normality) 1 of 2
Boron (mg/L)	BGWC-16	0.043	n/a	2/1/2024	2.2	Yes	88	19.32	n/a	n/a	0.0002459	NP Inter (normality) 1 of 2
Boron (mg/L)	BGWC-17	0.043	n/a	2/1/2024	1.2	Yes	88	19.32	n/a	n/a	0.0002459	NP Inter (normality) 1 of 2
Boron (mg/L)	BGWC-18	0.043	n/a	2/2/2024	0.41	Yes	88	19.32	n/a	n/a	0.0002459	NP Inter (normality) 1 of 2
Boron (mg/L)	BGWC-19	0.043	n/a	2/2/2024	0.22	Yes	88	19.32	n/a	n/a	0.0002459	NP Inter (normality) 1 of 2
Boron (mg/L)	BGWC-20	0.043	n/a	2/5/2024	5.9	Yes	88	19.32	n/a	n/a	0.0002459	NP Inter (normality) 1 of 2
Boron (mg/L)	BGWC-22	0.043	n/a	2/8/2024	17.5	Yes	88	19.32	n/a	n/a	0.0002459	NP Inter (normality) 1 of 2
Boron (mg/L)	BGWC-23	0.043	n/a	2/8/2024	10.1	Yes	88	19.32	n/a	n/a	0.0002459	NP Inter (normality) 1 of 2
Boron (mg/L)	BGWC-24	0.043	n/a	1/30/2024	15.7	Yes	88	19.32	n/a	n/a	0.0002459	NP Inter (normality) 1 of 2
Boron (mg/L)	BGWC-25	0.043	n/a	2/5/2024	0.097	Yes	88	19.32	n/a	n/a	0.0002459	NP Inter (normality) 1 of 2
Boron (mg/L)	BGWC-30	0.043	n/a	2/6/2024	2.9	Yes	88	19.32	n/a	n/a	0.0002459	NP Inter (normality) 1 of 2
Boron (mg/L)	BGWC-51	0.043	n/a	2/5/2024	1.3	Yes	88	19.32	n/a	n/a	0.0002459	NP Inter (normality) 1 of 2
Boron (mg/L)	BGWC-52	0.043	n/a	2/5/2024	0.77	Yes	88	19.32	n/a	n/a	0.0002459	NP Inter (normality) 1 of 2
Boron (mg/L)	BGWC-7	0.043	n/a	2/2/2024	0.85	Yes	88	19.32	n/a	n/a	0.0002459	NP Inter (normality) 1 of 2
Boron (mg/L)	BGWC-9	0.043	n/a	2/1/2024	0.48	Yes	88	19.32	n/a	n/a	0.0002459	NP Inter (normality) 1 of 2
Calcium (mg/L)	BGWC-12	117	n/a	2/1/2024	194	Yes	88	0	n/a	n/a	0.0002459	NP Inter (normality) 1 of 2
Calcium (mg/L)	BGWC-14A	117	n/a	2/1/2024	177	Yes	88	0	n/a	n/a	0.0002459	NP Inter (normality) 1 of 2
Calcium (mg/L)	BGWC-16	117	n/a	2/1/2024	203	Yes	88	0	n/a	n/a	0.0002459	NP Inter (normality) 1 of 2
Calcium (mg/L)	BGWC-20	117	n/a	2/5/2024	309	Yes	88	0	n/a	n/a	0.0002459	NP Inter (normality) 1 of 2
Calcium (mg/L)	BGWC-22	117	n/a	2/8/2024	561	Yes	88	0	n/a	n/a	0.0002459	NP Inter (normality) 1 of 2
Calcium (mg/L)	BGWC-23	117	n/a	2/8/2024	347	Yes	88	0	n/a	n/a	0.0002459	NP Inter (normality) 1 of 2
Calcium (mg/L)	BGWC-24	117	n/a	1/30/2024	413	Yes	88	0	n/a	n/a	0.0002459	NP Inter (normality) 1 of 2
Calcium (mg/L)	BGWC-7	117	n/a	2/2/2024	119	Yes	88	0	n/a	n/a	0.0002459	NP Inter (normality) 1 of 2
Chloride (mg/L)	BGWC-10	8.843	n/a	2/1/2024	30.1	Yes	87	0	None	sqrt(x)	0.000396	Param Inter 1 of 2
Chloride (mg/L)	BGWC-12	8.843	n/a	2/1/2024	14.2	Yes	87	0	None	sqrt(x)	0.000396	Param Inter 1 of 2
Chloride (mg/L)	BGWC-14A	8.843	n/a	2/1/2024	17.3	Yes	87	0	None	sqrt(x)	0.000396	Param Inter 1 of 2
Chloride (mg/L)	BGWC-16	8.843	n/a	2/1/2024	18.5	Yes	87	0	None	sqrt(x)	0.000396	Param Inter 1 of 2
Chloride (mg/L)	BGWC-17	8.843	n/a	2/1/2024	41.8	Yes	87	0	None	sqrt(x)	0.000396	Param Inter 1 of 2
Chloride (mg/L)	BGWC-20	8.843	n/a	2/5/2024	140	Yes	87	0	None	sqrt(x)	0.000396	Param Inter 1 of 2
Chloride (mg/L)	BGWC-22	8.843	n/a	2/8/2024	679	Yes	87	0	None	sqrt(x)	0.000396	Param Inter 1 of 2
Chloride (mg/L)	BGWC-23	8.843	n/a	2/8/2024	493	Yes	87	0	None	sqrt(x)	0.000396	Param Inter 1 of 2
Chloride (mg/L)	BGWC-24	8.843	n/a	1/30/2024	533	Yes	87	0	None	sqrt(x)	0.000396	Param Inter 1 of 2
Chloride (mg/L)	BGWC-25	8.843	n/a	2/5/2024	17.6	Yes	87	0	None	sqrt(x)	0.000396	Param Inter 1 of 2
Chloride (mg/L)	BGWC-30	8.843	n/a	2/6/2024	123	Yes	87	0	None	sqrt(x)	0.000396	Param Inter 1 of 2
Chloride (mg/L)	BGWC-51	8.843	n/a	2/5/2024	42.6	Yes	87	0	None	sqrt(x)	0.000396	Param Inter 1 of 2
Chloride (mg/L)	BGWC-52	8.843	n/a	2/5/2024	34	Yes	87	0	None	sqrt(x)	0.000396	Param Inter 1 of 2
Chloride (mg/L)	BGWC-9	8.843	n/a	2/1/2024	9.3	Yes	87	0	None	sqrt(x)	0.000396	Param Inter 1 of 2
pH (s.u.)	BGWC-12	8.342	6.53	2/1/2024	6.46	Yes	99	0	None	x^2	0.000198	Param Inter 1 of 2
pH (s.u.)	BGWC-16	8.342	6.53	2/1/2024	6.51	Yes	99	0	None	x^2	0.000198	Param Inter 1 of 2
pH (s.u.)	BGWC-18	8.342	6.53	2/2/2024	5.77	Yes	99	0	None	x^2	0.000198	Param Inter 1 of 2
pH (s.u.)	BGWC-19	8.342	6.53	2/2/2024	6.29	Yes	99	0	None	x^2	0.000198	Param Inter 1 of 2
pH (s.u.)	BGWC-22	8.342	6.53	2/8/2024	6.44	Yes	99	0	None	x^2	0.000198	Param Inter 1 of 2
pH (s.u.)	BGWC-24	8.342	6.53	1/30/2024	6.26	Yes	99	0	None	x^2	0.000198	Param Inter 1 of 2
Sulfate (mg/L)	BGWC-12	134.6	n/a	2/1/2024	495	Yes	87	0	None	ln(x)	0.000396	Param Inter 1 of 2
Sulfate (mg/L)	BGWC-14A	134.6	n/a	2/1/2024	483	Yes	87	0	None	ln(x)	0.000396	Param Inter 1 of 2
Sulfate (mg/L)	BGWC-16	134.6	n/a	2/1/2024	551	Yes	87	0	None	ln(x)	0.000396	Param Inter 1 of 2
Sulfate (mg/L)	BGWC-20	134.6	n/a	2/5/2024	649	Yes	87	0	None	ln(x)	0.000396	Param Inter 1 of 2
Sulfate (mg/L)	BGWC-22	134.6	n/a	2/8/2024	549	Yes	87	0	None	ln(x)	0.000396	Param Inter 1 of 2
Sulfate (mg/L)	BGWC-23	134.6	n/a	2/8/2024	368	Yes	87	0	None	ln(x)	0.000396	Param Inter 1 of 2
Sulfate (mg/L)	BGWC-24	134.6	n/a	1/30/2024	324	Yes	87	0	None	ln(x)	0.000396	Param Inter 1 of 2
Sulfate (mg/L)	BGWC-7	134.6	n/a	2/2/2024	181	Yes	87	0	None	ln(x)	0.000396	Param Inter 1 of 2
Total Dissolved Solids (mg/L)	BGWC-12	421	n/a	2/1/2024	1150	Yes	86	0	n/a	n/a	0.0002578	NP Inter (normality) 1 of 2
Total Dissolved Solids (mg/L)	BGWC-14A	421	n/a	2/1/2024	1040	Yes	86	0	n/a	n/a	0.0002578	NP Inter (normality) 1 of 2
Total Dissolved Solids (mg/L)	BGWC-16	421	n/a	2/1/2024	1090	Yes	86	0	n/a	n/a	0.0002578	NP Inter (normality) 1 of 2
Total Dissolved Solids (mg/L)	BGWC-17	421	n/a	2/1/2024	445	Yes	86	0	n/a	n/a	0.0002578	NP Inter (normality) 1 of 2
Total Dissolved Solids (mg/L)	BGWC-20	421	n/a	2/5/2024	1490	Yes	86	0	n/a	n/a	0.0002578	NP Inter (normality) 1 of 2
Total Dissolved Solids (mg/L)	BGWC-22	421	n/a	2/8/2024	2560	Yes	86	0	n/a	n/a	0.0002578	NP Inter (normality) 1 of 2
Total Dissolved Solids (mg/L)	BGWC-23	421	n/a	2/8/2024	1790	Yes	86	0	n/a	n/a	0.0002578	NP Inter (normality) 1 of 2
Total Dissolved Solids (mg/L)	BGWC-24	421	n/a	1/30/2024	2180	Yes	86	0	n/a	n/a	0.0002578	NP Inter (normality) 1 of 2
Total Dissolved Solids (mg/L)	BGWC-30	421	n/a	2/6/2024	511	Yes	86	0	n/a	n/a	0.0002578	NP Inter (normality) 1 of 2
Total Dissolved Solids (mg/L)	BGWC-7	421	n/a	2/2/2024	598	Yes	86	0	n/a	n/a	0.0002578	NP Inter (normality) 1 of 2

Appendix III Interwell Prediction Limits - All Results

Plant Bowen Client: Southern Company Data: Bowen AP-1 Printed 4/2/2024, 2:45 PM

Constituent	Well	Upper Lim.	Lower Lim.	Date	Observ.	Sig.	Bg N	%NDs	ND Adj.	Transform	Alpha	Method
Boron (mg/L)	**BGWC-10**	**0.043**	**n/a**	**2/1/2024**	**0.51**	**Yes**	**88**	**19.32**	**n/a**	**n/a**	**0.0002459**	**NP Inter (normality) 1 of 2**
Boron (mg/L)	**BGWC-12**	**0.043**	**n/a**	**2/1/2024**	**1.6**	**Yes**	**88**	**19.32**	**n/a**	**n/a**	**0.0002459**	**NP Inter (normality) 1 of 2**
Boron (mg/L)	**BGWC-14A**	**0.043**	**n/a**	**2/1/2024**	**1.7**	**Yes**	**88**	**19.32**	**n/a**	**n/a**	**0.0002459**	**NP Inter (normality) 1 of 2**
Boron (mg/L)	**BGWC-16**	**0.043**	**n/a**	**2/1/2024**	**2.2**	**Yes**	**88**	**19.32**	**n/a**	**n/a**	**0.0002459**	**NP Inter (normality) 1 of 2**
Boron (mg/L)	**BGWC-17**	**0.043**	**n/a**	**2/1/2024**	**1.2**	**Yes**	**88**	**19.32**	**n/a**	**n/a**	**0.0002459**	**NP Inter (normality) 1 of 2**
Boron (mg/L)	**BGWC-18**	**0.043**	**n/a**	**2/2/2024**	**0.41**	**Yes**	**88**	**19.32**	**n/a**	**n/a**	**0.0002459**	**NP Inter (normality) 1 of 2**
Boron (mg/L)	**BGWC-19**	**0.043**	**n/a**	**2/2/2024**	**0.22**	**Yes**	**88**	**19.32**	**n/a**	**n/a**	**0.0002459**	**NP Inter (normality) 1 of 2**
Boron (mg/L)	**BGWC-20**	**0.043**	**n/a**	**2/5/2024**	**5.9**	**Yes**	**88**	**19.32**	**n/a**	**n/a**	**0.0002459**	**NP Inter (normality) 1 of 2**
Boron (mg/L)	BGWC-21	0.043	n/a	2/5/2024	0.039J	No	88	19.32	n/a	n/a	0.0002459	NP Inter (normality) 1 of 2
Boron (mg/L)	**BGWC-22**	**0.043**	**n/a**	**2/8/2024**	**17.5**	**Yes**	**88**	**19.32**	**n/a**	**n/a**	**0.0002459**	**NP Inter (normality) 1 of 2**
Boron (mg/L)	**BGWC-23**	**0.043**	**n/a**	**2/8/2024**	**10.1**	**Yes**	**88**	**19.32**	**n/a**	**n/a**	**0.0002459**	**NP Inter (normality) 1 of 2**
Boron (mg/L)	**BGWC-24**	**0.043**	**n/a**	**1/30/2024**	**15.7**	**Yes**	**88**	**19.32**	**n/a**	**n/a**	**0.0002459**	**NP Inter (normality) 1 of 2**
Boron (mg/L)	**BGWC-25**	**0.043**	**n/a**	**2/5/2024**	**0.097**	**Yes**	**88**	**19.32**	**n/a**	**n/a**	**0.0002459**	**NP Inter (normality) 1 of 2**
Boron (mg/L)	**BGWC-30**	**0.043**	**n/a**	**2/6/2024**	**2.9**	**Yes**	**88**	**19.32**	**n/a**	**n/a**	**0.0002459**	**NP Inter (normality) 1 of 2**
Boron (mg/L)	**BGWC-51**	**0.043**	**n/a**	**2/5/2024**	**1.3**	**Yes**	**88**	**19.32**	**n/a**	**n/a**	**0.0002459**	**NP Inter (normality) 1 of 2**
Boron (mg/L)	**BGWC-52**	**0.043**	**n/a**	**2/5/2024**	**0.77**	**Yes**	**88**	**19.32**	**n/a**	**n/a**	**0.0002459**	**NP Inter (normality) 1 of 2**
Boron (mg/L)	**BGWC-7**	**0.043**	**n/a**	**2/2/2024**	**0.85**	**Yes**	**88**	**19.32**	**n/a**	**n/a**	**0.0002459**	**NP Inter (normality) 1 of 2**
Boron (mg/L)	BGWC-8	0.043	n/a	2/1/2024	0.04J	No	88	19.32	n/a	n/a	0.0002459	NP Inter (normality) 1 of 2
Boron (mg/L)	**BGWC-9**	**0.043**	**n/a**	**2/1/2024**	**0.48**	**Yes**	**88**	**19.32**	**n/a**	**n/a**	**0.0002459**	**NP Inter (normality) 1 of 2**
Calcium (mg/L)	BGWC-10	117	n/a	2/1/2024	62.8	No	88	0	n/a	n/a	0.0002459	NP Inter (normality) 1 of 2
Calcium (mg/L)	**BGWC-12**	**117**	**n/a**	**2/1/2024**	**194**	**Yes**	**88**	**0**	**n/a**	**n/a**	**0.0002459**	**NP Inter (normality) 1 of 2**
Calcium (mg/L)	**BGWC-14A**	**117**	**n/a**	**2/1/2024**	**177**	**Yes**	**88**	**0**	**n/a**	**n/a**	**0.0002459**	**NP Inter (normality) 1 of 2**
Calcium (mg/L)	**BGWC-16**	**117**	**n/a**	**2/1/2024**	**203**	**Yes**	**88**	**0**	**n/a**	**n/a**	**0.0002459**	**NP Inter (normality) 1 of 2**
Calcium (mg/L)	BGWC-17	117	n/a	2/1/2024	79.9	No	88	0	n/a	n/a	0.0002459	NP Inter (normality) 1 of 2
Calcium (mg/L)	BGWC-18	117	n/a	2/2/2024	44.9	No	88	0	n/a	n/a	0.0002459	NP Inter (normality) 1 of 2
Calcium (mg/L)	BGWC-19	117	n/a	2/2/2024	51.7	No	88	0	n/a	n/a	0.0002459	NP Inter (normality) 1 of 2
Calcium (mg/L)	**BGWC-20**	**117**	**n/a**	**2/5/2024**	**309**	**Yes**	**88**	**0**	**n/a**	**n/a**	**0.0002459**	**NP Inter (normality) 1 of 2**
Calcium (mg/L)	BGWC-21	117	n/a	2/5/2024	45.9	No	88	0	n/a	n/a	0.0002459	NP Inter (normality) 1 of 2
Calcium (mg/L)	**BGWC-22**	**117**	**n/a**	**2/8/2024**	**561**	**Yes**	**88**	**0**	**n/a**	**n/a**	**0.0002459**	**NP Inter (normality) 1 of 2**
Calcium (mg/L)	**BGWC-23**	**117**	**n/a**	**2/8/2024**	**347**	**Yes**	**88**	**0**	**n/a**	**n/a**	**0.0002459**	**NP Inter (normality) 1 of 2**
Calcium (mg/L)	**BGWC-24**	**117**	**n/a**	**1/30/2024**	**413**	**Yes**	**88**	**0**	**n/a**	**n/a**	**0.0002459**	**NP Inter (normality) 1 of 2**
Calcium (mg/L)	BGWC-25	117	n/a	2/5/2024	57.6	No	88	0	n/a	n/a	0.0002459	NP Inter (normality) 1 of 2
Calcium (mg/L)	BGWC-30	117	n/a	2/6/2024	109	No	88	0	n/a	n/a	0.0002459	NP Inter (normality) 1 of 2
Calcium (mg/L)	BGWC-51	117	n/a	2/5/2024	73.1	No	88	0	n/a	n/a	0.0002459	NP Inter (normality) 1 of 2
Calcium (mg/L)	BGWC-52	117	n/a	2/5/2024	57.8	No	88	0	n/a	n/a	0.0002459	NP Inter (normality) 1 of 2
Calcium (mg/L)	**BGWC-7**	**117**	**n/a**	**2/2/2024**	**119**	**Yes**	**88**	**0**	**n/a**	**n/a**	**0.0002459**	**NP Inter (normality) 1 of 2**
Calcium (mg/L)	BGWC-8	117	n/a	2/1/2024	39.9	No	88	0	n/a	n/a	0.0002459	NP Inter (normality) 1 of 2
Calcium (mg/L)	BGWC-9	117	n/a	2/1/2024	60.1	No	88	0	n/a	n/a	0.0002459	NP Inter (normality) 1 of 2
Chloride (mg/L)	**BGWC-10**	**8.843**	**n/a**	**2/1/2024**	**30.1**	**Yes**	**87**	**0**	**None**	**sqrt(x)**	**0.000396**	**Param Inter 1 of 2**
Chloride (mg/L)	**BGWC-12**	**8.843**	**n/a**	**2/1/2024**	**14.2**	**Yes**	**87**	**0**	**None**	**sqrt(x)**	**0.000396**	**Param Inter 1 of 2**
Chloride (mg/L)	**BGWC-14A**	**8.843**	**n/a**	**2/1/2024**	**17.3**	**Yes**	**87**	**0**	**None**	**sqrt(x)**	**0.000396**	**Param Inter 1 of 2**
Chloride (mg/L)	**BGWC-16**	**8.843**	**n/a**	**2/1/2024**	**18.5**	**Yes**	**87**	**0**	**None**	**sqrt(x)**	**0.000396**	**Param Inter 1 of 2**
Chloride (mg/L)	**BGWC-17**	**8.843**	**n/a**	**2/1/2024**	**41.8**	**Yes**	**87**	**0**	**None**	**sqrt(x)**	**0.000396**	**Param Inter 1 of 2**
Chloride (mg/L)	BGWC-18	8.843	n/a	2/2/2024	5.3	No	87	0	None	sqrt(x)	0.000396	Param Inter 1 of 2
Chloride (mg/L)	BGWC-19	8.843	n/a	2/2/2024	3.5	No	87	0	None	sqrt(x)	0.000396	Param Inter 1 of 2
Chloride (mg/L)	**BGWC-20**	**8.843**	**n/a**	**2/5/2024**	**140**	**Yes**	**87**	**0**	**None**	**sqrt(x)**	**0.000396**	**Param Inter 1 of 2**
Chloride (mg/L)	BGWC-21	8.843	n/a	2/5/2024	5.2	No	87	0	None	sqrt(x)	0.000396	Param Inter 1 of 2
Chloride (mg/L)	**BGWC-22**	**8.843**	**n/a**	**2/8/2024**	**679**	**Yes**	**87**	**0**	**None**	**sqrt(x)**	**0.000396**	**Param Inter 1 of 2**
Chloride (mg/L)	**BGWC-23**	**8.843**	**n/a**	**2/8/2024**	**493**	**Yes**	**87**	**0**	**None**	**sqrt(x)**	**0.000396**	**Param Inter 1 of 2**
Chloride (mg/L)	**BGWC-24**	**8.843**	**n/a**	**1/30/2024**	**533**	**Yes**	**87**	**0**	**None**	**sqrt(x)**	**0.000396**	**Param Inter 1 of 2**
Chloride (mg/L)	**BGWC-25**	**8.843**	**n/a**	**2/5/2024**	**17.6**	**Yes**	**87**	**0**	**None**	**sqrt(x)**	**0.000396**	**Param Inter 1 of 2**
Chloride (mg/L)	**BGWC-30**	**8.843**	**n/a**	**2/6/2024**	**123**	**Yes**	**87**	**0**	**None**	**sqrt(x)**	**0.000396**	**Param Inter 1 of 2**
Chloride (mg/L)	**BGWC-51**	**8.843**	**n/a**	**2/5/2024**	**42.6**	**Yes**	**87**	**0**	**None**	**sqrt(x)**	**0.000396**	**Param Inter 1 of 2**
Chloride (mg/L)	**BGWC-52**	**8.843**	**n/a**	**2/5/2024**	**34**	**Yes**	**87**	**0**	**None**	**sqrt(x)**	**0.000396**	**Param Inter 1 of 2**
Chloride (mg/L)	BGWC-7	8.843	n/a	2/2/2024	6.5	No	87	0	None	sqrt(x)	0.000396	Param Inter 1 of 2
Chloride (mg/L)	BGWC-8	8.843	n/a	2/1/2024	1.5	No	87	0	None	sqrt(x)	0.000396	Param Inter 1 of 2
Chloride (mg/L)	**BGWC-9**	**8.843**	**n/a**	**2/1/2024**	**9.3**	**Yes**	**87**	**0**	**None**	**sqrt(x)**	**0.000396**	**Param Inter 1 of 2**
Fluoride (mg/L)	BGWC-10	0.57	n/a	2/1/2024	0.051J	No	98	44.9	n/a	n/a	0.0001995	NP Inter (normality) 1 of 2
Fluoride (mg/L)	BGWC-12	0.57	n/a	2/1/2024	0.071J	No	98	44.9	n/a	n/a	0.0001995	NP Inter (normality) 1 of 2
Fluoride (mg/L)	BGWC-14A	0.57	n/a	2/1/2024	0.066J	No	98	44.9	n/a	n/a	0.0001995	NP Inter (normality) 1 of 2
Fluoride (mg/L)	BGWC-16	0.57	n/a	2/1/2024	0.072J	No	98	44.9	n/a	n/a	0.0001995	NP Inter (normality) 1 of 2
Fluoride (mg/L)	BGWC-17	0.57	n/a	2/1/2024	0.12	No	98	44.9	n/a	n/a	0.0001995	NP Inter (normality) 1 of 2
Fluoride (mg/L)	BGWC-18	0.57	n/a	2/2/2024	0.1ND	No	98	44.9	n/a	n/a	0.0001995	NP Inter (normality) 1 of 2
Fluoride (mg/L)	BGWC-19	0.57	n/a	2/2/2024	0.069J	No	98	44.9	n/a	n/a	0.0001995	NP Inter (normality) 1 of 2
Fluoride (mg/L)	BGWC-20	0.57	n/a	2/5/2024	0.056J	No	98	44.9	n/a	n/a	0.0001995	NP Inter (normality) 1 of 2
Fluoride (mg/L)	BGWC-21	0.57	n/a	2/5/2024	0.1ND	No	98	44.9	n/a	n/a	0.0001995	NP Inter (normality) 1 of 2
Fluoride (mg/L)	BGWC-22	0.57	n/a	2/8/2024	0.19	No	98	44.9	n/a	n/a	0.0001995	NP Inter (normality) 1 of 2
Fluoride (mg/L)	BGWC-23	0.57	n/a	2/8/2024	0.059J	No	98	44.9	n/a	n/a	0.0001995	NP Inter (normality) 1 of 2

Appendix III Interwell Prediction Limits - All Results

Plant Bowen Client: Southern Company Data: Bowen AP-1 Printed 4/2/2024, 2:45 PM

Constituent	Well	Upper Lim.	Lower Lim.	Date	Observ.	Sig.	Bg N	%NDs	ND Adj.	Transform	Alpha	Method
Fluoride (mg/L)	BGWC-24	0.57	n/a	1/30/2024	0.13	No	98	44.9	n/a	n/a	0.0001995	NP Inter (normality) 1 of 2
Fluoride (mg/L)	BGWC-25	0.57	n/a	2/5/2024	0.1ND	No	98	44.9	n/a	n/a	0.0001995	NP Inter (normality) 1 of 2
Fluoride (mg/L)	BGWC-30	0.57	n/a	2/6/2024	0.073J	No	98	44.9	n/a	n/a	0.0001995	NP Inter (normality) 1 of 2
Fluoride (mg/L)	BGWC-51	0.57	n/a	2/5/2024	0.13	No	98	44.9	n/a	n/a	0.0001995	NP Inter (normality) 1 of 2
Fluoride (mg/L)	BGWC-52	0.57	n/a	2/5/2024	0.085J	No	98	44.9	n/a	n/a	0.0001995	NP Inter (normality) 1 of 2
Fluoride (mg/L)	BGWC-7	0.57	n/a	2/2/2024	0.15	No	98	44.9	n/a	n/a	0.0001995	NP Inter (normality) 1 of 2
Fluoride (mg/L)	BGWC-8	0.57	n/a	2/1/2024	0.051J	No	98	44.9	n/a	n/a	0.0001995	NP Inter (normality) 1 of 2
Fluoride (mg/L)	BGWC-9	0.57	n/a	2/1/2024	0.074J	No	98	44.9	n/a	n/a	0.0001995	NP Inter (normality) 1 of 2
pH (s.u.)	BGWC-10	8.342	6.53	2/1/2024	7.23	No	99	0	None	x^2	0.000198	Param Inter 1 of 2
pH (s.u.)	**BGWC-12**	**8.342**	**6.53**	**2/1/2024**	**6.46**	**Yes**	**99**	**0**	**None**	**x^2**	**0.000198**	**Param Inter 1 of 2**
pH (s.u.)	BGWC-14A	8.342	6.53	2/1/2024	6.85	No	99	0	None	x^2	0.000198	Param Inter 1 of 2
pH (s.u.)	**BGWC-16**	**8.342**	**6.53**	**2/1/2024**	**6.51**	**Yes**	**99**	**0**	**None**	**x^2**	**0.000198**	**Param Inter 1 of 2**
pH (s.u.)	BGWC-17	8.342	6.53	2/1/2024	6.87	No	99	0	None	x^2	0.000198	Param Inter 1 of 2
pH (s.u.)	**BGWC-18**	**8.342**	**6.53**	**2/2/2024**	**5.77**	**Yes**	**99**	**0**	**None**	**x^2**	**0.000198**	**Param Inter 1 of 2**
pH (s.u.)	**BGWC-19**	**8.342**	**6.53**	**2/2/2024**	**6.29**	**Yes**	**99**	**0**	**None**	**x^2**	**0.000198**	**Param Inter 1 of 2**
pH (s.u.)	BGWC-20	8.342	6.53	2/5/2024	7.25	No	99	0	None	x^2	0.000198	Param Inter 1 of 2
pH (s.u.)	BGWC-21	8.342	6.53	2/5/2024	6.9	No	99	0	None	x^2	0.000198	Param Inter 1 of 2
pH (s.u.)	**BGWC-22**	**8.342**	**6.53**	**2/8/2024**	**6.44**	**Yes**	**99**	**0**	**None**	**x^2**	**0.000198**	**Param Inter 1 of 2**
pH (s.u.)	BGWC-23	8.342	6.53	2/8/2024	6.56	No	99	0	None	x^2	0.000198	Param Inter 1 of 2
pH (s.u.)	**BGWC-24**	**8.342**	**6.53**	**1/30/2024**	**6.26**	**Yes**	**99**	**0**	**None**	**x^2**	**0.000198**	**Param Inter 1 of 2**
pH (s.u.)	BGWC-25	8.342	6.53	2/5/2024	7.2	No	99	0	None	x^2	0.000198	Param Inter 1 of 2
pH (s.u.)	BGWC-30	8.342	6.53	2/6/2024	6.75	No	99	0	None	x^2	0.000198	Param Inter 1 of 2
pH (s.u.)	BGWC-51	8.342	6.53	2/5/2024	6.93	No	99	0	None	x^2	0.000198	Param Inter 1 of 2
pH (s.u.)	BGWC-52	8.342	6.53	2/5/2024	7.21	No	99	0	None	x^2	0.000198	Param Inter 1 of 2
pH (s.u.)	BGWC-7	8.342	6.53	2/2/2024	6.89	No	99	0	None	x^2	0.000198	Param Inter 1 of 2
pH (s.u.)	BGWC-8	8.342	6.53	2/1/2024	6.98	No	99	0	None	x^2	0.000198	Param Inter 1 of 2
pH (s.u.)	BGWC-9	8.342	6.53	2/1/2024	7.01	No	99	0	None	x^2	0.000198	Param Inter 1 of 2
Sulfate (mg/L)	BGWC-10	134.6	n/a	2/1/2024	96.9	No	87	0	None	ln(x)	0.000396	Param Inter 1 of 2
Sulfate (mg/L)	**BGWC-12**	**134.6**	**n/a**	**2/1/2024**	**495**	**Yes**	**87**	**0**	**None**	**ln(x)**	**0.000396**	**Param Inter 1 of 2**
Sulfate (mg/L)	**BGWC-14A**	**134.6**	**n/a**	**2/1/2024**	**483**	**Yes**	**87**	**0**	**None**	**ln(x)**	**0.000396**	**Param Inter 1 of 2**
Sulfate (mg/L)	**BGWC-16**	**134.6**	**n/a**	**2/1/2024**	**551**	**Yes**	**87**	**0**	**None**	**ln(x)**	**0.000396**	**Param Inter 1 of 2**
Sulfate (mg/L)	BGWC-17	134.6	n/a	2/1/2024	132	No	87	0	None	ln(x)	0.000396	Param Inter 1 of 2
Sulfate (mg/L)	BGWC-18	134.6	n/a	2/2/2024	57.9	No	87	0	None	ln(x)	0.000396	Param Inter 1 of 2
Sulfate (mg/L)	BGWC-19	134.6	n/a	2/2/2024	48.2	No	87	0	None	ln(x)	0.000396	Param Inter 1 of 2
Sulfate (mg/L)	**BGWC-20**	**134.6**	**n/a**	**2/5/2024**	**649**	**Yes**	**87**	**0**	**None**	**ln(x)**	**0.000396**	**Param Inter 1 of 2**
Sulfate (mg/L)	BGWC-21	134.6	n/a	2/5/2024	50.7	No	87	0	None	ln(x)	0.000396	Param Inter 1 of 2
Sulfate (mg/L)	**BGWC-22**	**134.6**	**n/a**	**2/8/2024**	**549**	**Yes**	**87**	**0**	**None**	**ln(x)**	**0.000396**	**Param Inter 1 of 2**
Sulfate (mg/L)	**BGWC-23**	**134.6**	**n/a**	**2/8/2024**	**368**	**Yes**	**87**	**0**	**None**	**ln(x)**	**0.000396**	**Param Inter 1 of 2**
Sulfate (mg/L)	**BGWC-24**	**134.6**	**n/a**	**1/30/2024**	**324**	**Yes**	**87**	**0**	**None**	**ln(x)**	**0.000396**	**Param Inter 1 of 2**
Sulfate (mg/L)	BGWC-25	134.6	n/a	2/5/2024	34.6	No	87	0	None	ln(x)	0.000396	Param Inter 1 of 2
Sulfate (mg/L)	BGWC-30	134.6	n/a	2/6/2024	64.2	No	87	0	None	ln(x)	0.000396	Param Inter 1 of 2
Sulfate (mg/L)	BGWC-51	134.6	n/a	2/5/2024	60.5	No	87	0	None	ln(x)	0.000396	Param Inter 1 of 2
Sulfate (mg/L)	BGWC-52	134.6	n/a	2/5/2024	52	No	87	0	None	ln(x)	0.000396	Param Inter 1 of 2
Sulfate (mg/L)	**BGWC-7**	**134.6**	**n/a**	**2/2/2024**	**181**	**Yes**	**87**	**0**	**None**	**ln(x)**	**0.000396**	**Param Inter 1 of 2**
Sulfate (mg/L)	BGWC-8	134.6	n/a	2/1/2024	21.4	No	87	0	None	ln(x)	0.000396	Param Inter 1 of 2
Sulfate (mg/L)	BGWC-9	134.6	n/a	2/1/2024	78	No	87	0	None	ln(x)	0.000396	Param Inter 1 of 2
Total Dissolved Solids (mg/L)	BGWC-10	421	n/a	2/1/2024	391	No	86	0	n/a	n/a	0.0002578	NP Inter (normality) 1 of 2
Total Dissolved Solids (mg/L)	**BGWC-12**	**421**	**n/a**	**2/1/2024**	**1150**	**Yes**	**86**	**0**	**n/a**	**n/a**	**0.0002578**	**NP Inter (normality) 1 of 2**
Total Dissolved Solids (mg/L)	**BGWC-14A**	**421**	**n/a**	**2/1/2024**	**1040**	**Yes**	**86**	**0**	**n/a**	**n/a**	**0.0002578**	**NP Inter (normality) 1 of 2**
Total Dissolved Solids (mg/L)	**BGWC-16**	**421**	**n/a**	**2/1/2024**	**1090**	**Yes**	**86**	**0**	**n/a**	**n/a**	**0.0002578**	**NP Inter (normality) 1 of 2**
Total Dissolved Solids (mg/L)	**BGWC-17**	**421**	**n/a**	**2/1/2024**	**445**	**Yes**	**86**	**0**	**n/a**	**n/a**	**0.0002578**	**NP Inter (normality) 1 of 2**
Total Dissolved Solids (mg/L)	BGWC-18	421	n/a	2/2/2024	220	No	86	0	n/a	n/a	0.0002578	NP Inter (normality) 1 of 2
Total Dissolved Solids (mg/L)	BGWC-19	421	n/a	2/2/2024	237	No	86	0	n/a	n/a	0.0002578	NP Inter (normality) 1 of 2
Total Dissolved Solids (mg/L)	**BGWC-20**	**421**	**n/a**	**2/5/2024**	**1490**	**Yes**	**86**	**0**	**n/a**	**n/a**	**0.0002578**	**NP Inter (normality) 1 of 2**
Total Dissolved Solids (mg/L)	BGWC-21	421	n/a	2/5/2024	267	No	86	0	n/a	n/a	0.0002578	NP Inter (normality) 1 of 2
Total Dissolved Solids (mg/L)	**BGWC-22**	**421**	**n/a**	**2/8/2024**	**2560**	**Yes**	**86**	**0**	**n/a**	**n/a**	**0.0002578**	**NP Inter (normality) 1 of 2**
Total Dissolved Solids (mg/L)	**BGWC-23**	**421**	**n/a**	**2/8/2024**	**1790**	**Yes**	**86**	**0**	**n/a**	**n/a**	**0.0002578**	**NP Inter (normality) 1 of 2**
Total Dissolved Solids (mg/L)	**BGWC-24**	**421**	**n/a**	**1/30/2024**	**2180**	**Yes**	**86**	**0**	**n/a**	**n/a**	**0.0002578**	**NP Inter (normality) 1 of 2**
Total Dissolved Solids (mg/L)	BGWC-25	421	n/a	2/5/2024	279	No	86	0	n/a	n/a	0.0002578	NP Inter (normality) 1 of 2
Total Dissolved Solids (mg/L)	**BGWC-30**	**421**	**n/a**	**2/6/2024**	**511**	**Yes**	**86**	**0**	**n/a**	**n/a**	**0.0002578**	**NP Inter (normality) 1 of 2**
Total Dissolved Solids (mg/L)	BGWC-51	421	n/a	2/5/2024	335	No	86	0	n/a	n/a	0.0002578	NP Inter (normality) 1 of 2
Total Dissolved Solids (mg/L)	BGWC-52	421	n/a	2/5/2024	268	No	86	0	n/a	n/a	0.0002578	NP Inter (normality) 1 of 2
Total Dissolved Solids (mg/L)	**BGWC-7**	**421**	**n/a**	**2/2/2024**	**598**	**Yes**	**86**	**0**	**n/a**	**n/a**	**0.0002578**	**NP Inter (normality) 1 of 2**
Total Dissolved Solids (mg/L)	BGWC-8	421	n/a	2/1/2024	202	No	86	0	n/a	n/a	0.0002578	NP Inter (normality) 1 of 2
Total Dissolved Solids (mg/L)	BGWC-9	421	n/a	2/1/2024	339	No	86	0	n/a	n/a	0.0002578	NP Inter (normality) 1 of 2

Appendix III Trend Tests - Prediction Limit Exceedances - Significant Results

Plant Bowen Client: Southern Company Data: Bowen AP-1 Printed 4/2/2024, 2:52 PM

Constituent	Well	Slope	Calc.	Critical	Sig.	N	%NDs	Normality	Xform	Alpha	Method
Boron (mg/L)	BGWC-12	0.06485	150	92	Yes	22	0	n/a	n/a	0.01	NP
Boron (mg/L)	BGWC-17	-0.06018	-100	-92	Yes	22	0	n/a	n/a	0.01	NP
Boron (mg/L)	BGWC-18	-0.06664	-141	-92	Yes	22	0	n/a	n/a	0.01	NP
Boron (mg/L)	BGWC-19	-0.05286	-111	-92	Yes	22	0	n/a	n/a	0.01	NP
Boron (mg/L)	BGWC-20	0.2349	127	92	Yes	22	0	n/a	n/a	0.01	NP
Boron (mg/L)	BGWC-22	1.518	204	118	Yes	26	0	n/a	n/a	0.01	NP
Boron (mg/L)	BGWC-23	1.535	158	105	Yes	24	0	n/a	n/a	0.01	NP
Boron (mg/L)	BGWC-25	0.004862	113	92	Yes	22	0	n/a	n/a	0.01	NP
Boron (mg/L)	BGWC-30	-3.038	-157	-111	Yes	25	0	n/a	n/a	0.01	NP
Boron (mg/L)	BGWC-51	-8.43	-32	-25	Yes	9	0	n/a	n/a	0.01	NP
Boron (mg/L)	BGWC-7	-0.1569	-172	-92	Yes	22	0	n/a	n/a	0.01	NP
Boron (mg/L)	BGWC-9	-0.03254	-116	-92	Yes	22	0	n/a	n/a	0.01	NP
Calcium (mg/L)	BGWA-2 (bg)	2.7	166	98	Yes	23	0	n/a	n/a	0.01	NP
Calcium (mg/L)	BGWA-33 (bg)	9.924	40	38	Yes	12	0	n/a	n/a	0.01	NP
Calcium (mg/L)	BGWC-12	14.52	205	92	Yes	22	0	n/a	n/a	0.01	NP
Calcium (mg/L)	BGWC-16	9.69	143	92	Yes	22	0	n/a	n/a	0.01	NP
Calcium (mg/L)	BGWC-20	14.14	170	92	Yes	22	0	n/a	n/a	0.01	NP
Calcium (mg/L)	BGWC-22	53.85	212	118	Yes	26	0	n/a	n/a	0.01	NP
Calcium (mg/L)	BGWC-23	61.03	154	105	Yes	24	0	n/a	n/a	0.01	NP
Chloride (mg/L)	BGWA-29 (bg)	-0.1165	-162	-98	Yes	23	0	n/a	n/a	0.01	NP
Chloride (mg/L)	BGWA-47D (bg)	-0.3417	-73	-53	Yes	15	0	n/a	n/a	0.01	NP
Chloride (mg/L)	BGWC-10	1.246	168	92	Yes	22	0	n/a	n/a	0.01	NP
Chloride (mg/L)	BGWC-12	-4.527	-216	-92	Yes	22	0	n/a	n/a	0.01	NP
Chloride (mg/L)	BGWC-16	-3.479	-166	-92	Yes	22	0	n/a	n/a	0.01	NP
Chloride (mg/L)	BGWC-22	50.95	154	118	Yes	26	0	n/a	n/a	0.01	NP
Chloride (mg/L)	BGWC-23	61.76	124	105	Yes	24	0	n/a	n/a	0.01	NP
Chloride (mg/L)	BGWC-24	-168.9	-151	-111	Yes	25	0	n/a	n/a	0.01	NP
Chloride (mg/L)	BGWC-25	0.3681	99	92	Yes	22	0	n/a	n/a	0.01	NP
Chloride (mg/L)	BGWC-30	-116.2	-174	-111	Yes	25	0	n/a	n/a	0.01	NP
Chloride (mg/L)	BGWC-51	-280.6	-30	-25	Yes	9	0	n/a	n/a	0.01	NP
Chloride (mg/L)	BGWC-9	-4.136	-138	-92	Yes	22	0	n/a	n/a	0.01	NP
pH (s.u.)	BGWA-2 (bg)	-0.06557	-178	-124	Yes	27	0	n/a	n/a	0.01	NP
pH (s.u.)	BGWA-33 (bg)	-0.2697	-56	-48	Yes	14	0	n/a	n/a	0.01	NP
pH (s.u.)	BGWA-47D (bg)	-0.1165	-94	-58	Yes	16	0	n/a	n/a	0.01	NP
pH (s.u.)	BGWC-12	-0.09896	-234	-118	Yes	26	0	n/a	n/a	0.01	NP
pH (s.u.)	BGWC-16	-0.06475	-223	-118	Yes	26	0	n/a	n/a	0.01	NP
pH (s.u.)	BGWC-18	-0.09523	-128	-118	Yes	26	0	n/a	n/a	0.01	NP
pH (s.u.)	BGWC-22	-0.07332	-268	-139	Yes	29	0	n/a	n/a	0.01	NP
pH (s.u.)	BGWC-24	-0.05413	-212	-139	Yes	29	0	n/a	n/a	0.01	NP
Sulfate (mg/L)	BGWA-2 (bg)	1.217	182	98	Yes	23	0	n/a	n/a	0.01	NP
Sulfate (mg/L)	BGWC-12	36	175	92	Yes	22	0	n/a	n/a	0.01	NP
Sulfate (mg/L)	BGWC-16	21.38	150	92	Yes	22	0	n/a	n/a	0.01	NP
Sulfate (mg/L)	BGWC-24	-45.59	-122	-111	Yes	25	0	n/a	n/a	0.01	NP
Sulfate (mg/L)	BGWC-7	-36.67	-140	-92	Yes	22	0	n/a	n/a	0.01	NP
Total Dissolved Solids (mg/L)	BGWA-2 (bg)	7.789	117	92	Yes	22	0	n/a	n/a	0.01	NP
Total Dissolved Solids (mg/L)	BGWC-12	71.03	165	92	Yes	22	0	n/a	n/a	0.01	NP
Total Dissolved Solids (mg/L)	BGWC-16	36.87	127	92	Yes	22	0	n/a	n/a	0.01	NP
Total Dissolved Solids (mg/L)	BGWC-20	37.24	118	92	Yes	22	0	n/a	n/a	0.01	NP
Total Dissolved Solids (mg/L)	BGWC-22	193.2	125	98	Yes	23	0	n/a	n/a	0.01	NP
Total Dissolved Solids (mg/L)	BGWC-23	178.7	101	92	Yes	22	0	n/a	n/a	0.01	NP
Total Dissolved Solids (mg/L)	BGWC-30	-295.3	-155	-98	Yes	23	0	n/a	n/a	0.01	NP
Total Dissolved Solids (mg/L)	BGWC-7	-43.23	-149	-92	Yes	22	0	n/a	n/a	0.01	NP

Appendix III Trend Tests - Prediction Limit Exceedances - All Results

Plant Bowen Client: Southern Company Data: Bowen AP-1 Printed 4/2/2024, 2:52 PM

Constituent	Well	Slope	Calc.	Critical	Sig.	N	%NDs	Normality	Xform	Alpha	Method
Boron (mg/L)	BGWA-2 (bg)	0.0001801	13	98	No	23	13.04	n/a	n/a	0.01	NP
Boron (mg/L)	BGWA-29 (bg)	0	7	98	No	23	56.52	n/a	n/a	0.01	NP
Boron (mg/L)	BGWA-33 (bg)	-0.003494	-21	-38	No	12	8.333	n/a	n/a	0.01	NP
Boron (mg/L)	BGWA-47D (bg)	-0.0009182	-14	-53	No	15	0	n/a	n/a	0.01	NP
Boron (mg/L)	BGWA-48D (bg)	0.0005863	5	53	No	15	0	n/a	n/a	0.01	NP
Boron (mg/L)	BGWC-10	0.003699	49	92	No	22	0	n/a	n/a	0.01	NP
Boron (mg/L)	**BGWC-12**	**0.06485**	**150**	**92**	**Yes**	**22**	**0**	**n/a**	**n/a**	**0.01**	**NP**
Boron (mg/L)	BGWC-14A	0.1859	47	53	No	15	0	n/a	n/a	0.01	NP
Boron (mg/L)	BGWC-16	0.01082	23	92	No	22	0	n/a	n/a	0.01	NP
Boron (mg/L)	**BGWC-17**	**-0.06018**	**-100**	**-92**	**Yes**	**22**	**0**	**n/a**	**n/a**	**0.01**	**NP**
Boron (mg/L)	**BGWC-18**	**-0.06664**	**-141**	**-92**	**Yes**	**22**	**0**	**n/a**	**n/a**	**0.01**	**NP**
Boron (mg/L)	**BGWC-19**	**-0.05286**	**-111**	**-92**	**Yes**	**22**	**0**	**n/a**	**n/a**	**0.01**	**NP**
Boron (mg/L)	**BGWC-20**	**0.2349**	**127**	**92**	**Yes**	**22**	**0**	**n/a**	**n/a**	**0.01**	**NP**
Boron (mg/L)	**BGWC-22**	**1.518**	**204**	**118**	**Yes**	**26**	**0**	**n/a**	**n/a**	**0.01**	**NP**
Boron (mg/L)	**BGWC-23**	**1.535**	**158**	**105**	**Yes**	**24**	**0**	**n/a**	**n/a**	**0.01**	**NP**
Boron (mg/L)	BGWC-24	-1.312	-75	-111	No	25	0	n/a	n/a	0.01	NP
Boron (mg/L)	**BGWC-25**	**0.004862**	**113**	**92**	**Yes**	**22**	**0**	**n/a**	**n/a**	**0.01**	**NP**
Boron (mg/L)	**BGWC-30**	**-3.038**	**-157**	**-111**	**Yes**	**25**	**0**	**n/a**	**n/a**	**0.01**	**NP**
Boron (mg/L)	**BGWC-51**	**-8.43**	**-32**	**-25**	**Yes**	**9**	**0**	**n/a**	**n/a**	**0.01**	**NP**
Boron (mg/L)	BGWC-52	-3.31	-25	-25	No	9	0	n/a	n/a	0.01	NP
Boron (mg/L)	**BGWC-7**	**-0.1569**	**-172**	**-92**	**Yes**	**22**	**0**	**n/a**	**n/a**	**0.01**	**NP**
Boron (mg/L)	**BGWC-9**	**-0.03254**	**-116**	**-92**	**Yes**	**22**	**0**	**n/a**	**n/a**	**0.01**	**NP**
Calcium (mg/L)	**BGWA-2 (bg)**	**2.7**	**166**	**98**	**Yes**	**23**	**0**	**n/a**	**n/a**	**0.01**	**NP**
Calcium (mg/L)	BGWA-29 (bg)	-0.02934	-7	-98	No	23	0	n/a	n/a	0.01	NP
Calcium (mg/L)	**BGWA-33 (bg)**	**9.924**	**40**	**38**	**Yes**	**12**	**0**	**n/a**	**n/a**	**0.01**	**NP**
Calcium (mg/L)	BGWA-47D (bg)	0.8639	11	53	No	15	0	n/a	n/a	0.01	NP
Calcium (mg/L)	BGWA-48D (bg)	-1.03	-11	-53	No	15	0	n/a	n/a	0.01	NP
Calcium (mg/L)	**BGWC-12**	**14.52**	**205**	**92**	**Yes**	**22**	**0**	**n/a**	**n/a**	**0.01**	**NP**
Calcium (mg/L)	BGWC-14A	14.22	45	53	No	15	0	n/a	n/a	0.01	NP
Calcium (mg/L)	**BGWC-16**	**9.69**	**143**	**92**	**Yes**	**22**	**0**	**n/a**	**n/a**	**0.01**	**NP**
Calcium (mg/L)	**BGWC-20**	**14.14**	**170**	**92**	**Yes**	**22**	**0**	**n/a**	**n/a**	**0.01**	**NP**
Calcium (mg/L)	**BGWC-22**	**53.85**	**212**	**118**	**Yes**	**26**	**0**	**n/a**	**n/a**	**0.01**	**NP**
Calcium (mg/L)	**BGWC-23**	**61.03**	**154**	**105**	**Yes**	**24**	**0**	**n/a**	**n/a**	**0.01**	**NP**
Calcium (mg/L)	BGWC-24	-53.1	-86	-111	No	25	0	n/a	n/a	0.01	NP
Calcium (mg/L)	BGWC-7	-2.085	-75	-92	No	22	0	n/a	n/a	0.01	NP
Chloride (mg/L)	BGWA-2 (bg)	0.1393	77	98	No	23	0	n/a	n/a	0.01	NP
Chloride (mg/L)	**BGWA-29 (bg)**	**-0.1165**	**-162**	**-98**	**Yes**	**23**	**0**	**n/a**	**n/a**	**0.01**	**NP**
Chloride (mg/L)	BGWA-33 (bg)	-0.3585	-19	-34	No	11	0	n/a	n/a	0.01	NP
Chloride (mg/L)	**BGWA-47D (bg)**	**-0.3417**	**-73**	**-53**	**Yes**	**15**	**0**	**n/a**	**n/a**	**0.01**	**NP**
Chloride (mg/L)	BGWA-48D (bg)	0.3925	15	53	No	15	0	n/a	n/a	0.01	NP
Chloride (mg/L)	**BGWC-10**	**1.246**	**168**	**92**	**Yes**	**22**	**0**	**n/a**	**n/a**	**0.01**	**NP**
Chloride (mg/L)	**BGWC-12**	**-4.527**	**-216**	**-92**	**Yes**	**22**	**0**	**n/a**	**n/a**	**0.01**	**NP**
Chloride (mg/L)	BGWC-14A	-1.517	-32	-53	No	15	0	n/a	n/a	0.01	NP
Chloride (mg/L)	**BGWC-16**	**-3.479**	**-166**	**-92**	**Yes**	**22**	**0**	**n/a**	**n/a**	**0.01**	**NP**
Chloride (mg/L)	BGWC-17	0.5454	33	92	No	22	0	n/a	n/a	0.01	NP
Chloride (mg/L)	BGWC-20	1.613	76	92	No	22	0	n/a	n/a	0.01	NP
Chloride (mg/L)	**BGWC-22**	**50.95**	**154**	**118**	**Yes**	**26**	**0**	**n/a**	**n/a**	**0.01**	**NP**
Chloride (mg/L)	**BGWC-23**	**61.76**	**124**	**105**	**Yes**	**24**	**0**	**n/a**	**n/a**	**0.01**	**NP**
Chloride (mg/L)	**BGWC-24**	**-168.9**	**-151**	**-111**	**Yes**	**25**	**0**	**n/a**	**n/a**	**0.01**	**NP**
Chloride (mg/L)	**BGWC-25**	**0.3681**	**99**	**92**	**Yes**	**22**	**0**	**n/a**	**n/a**	**0.01**	**NP**
Chloride (mg/L)	**BGWC-30**	**-116.2**	**-174**	**-111**	**Yes**	**25**	**0**	**n/a**	**n/a**	**0.01**	**NP**
Chloride (mg/L)	**BGWC-51**	**-280.6**	**-30**	**-25**	**Yes**	**9**	**0**	**n/a**	**n/a**	**0.01**	**NP**
Chloride (mg/L)	BGWC-52	-166.7	-24	-25	No	9	0	n/a	n/a	0.01	NP
Chloride (mg/L)	**BGWC-9**	**-4.136**	**-138**	**-92**	**Yes**	**22**	**0**	**n/a**	**n/a**	**0.01**	**NP**
pH (s.u.)	**BGWA-2 (bg)**	**-0.06557**	**-178**	**-124**	**Yes**	**27**	**0**	**n/a**	**n/a**	**0.01**	**NP**
pH (s.u.)	BGWA-29 (bg)	-0.01691	-47	-118	No	26	0	n/a	n/a	0.01	NP
pH (s.u.)	**BGWA-33 (bg)**	**-0.2697**	**-56**	**-48**	**Yes**	**14**	**0**	**n/a**	**n/a**	**0.01**	**NP**
pH (s.u.)	**BGWA-47D (bg)**	**-0.1165**	**-94**	**-58**	**Yes**	**16**	**0**	**n/a**	**n/a**	**0.01**	**NP**
pH (s.u.)	BGWA-48D (bg)	-0.1356	-49	-58	No	16	0	n/a	n/a	0.01	NP
pH (s.u.)	**BGWC-12**	**-0.09896**	**-234**	**-118**	**Yes**	**26**	**0**	**n/a**	**n/a**	**0.01**	**NP**
pH (s.u.)	**BGWC-16**	**-0.06475**	**-223**	**-118**	**Yes**	**26**	**0**	**n/a**	**n/a**	**0.01**	**NP**
pH (s.u.)	**BGWC-18**	**-0.09523**	**-128**	**-118**	**Yes**	**26**	**0**	**n/a**	**n/a**	**0.01**	**NP**
pH (s.u.)	BGWC-19	-0.01281	-58	-118	No	26	0	n/a	n/a	0.01	NP
pH (s.u.)	**BGWC-22**	**-0.07332**	**-268**	**-139**	**Yes**	**29**	**0**	**n/a**	**n/a**	**0.01**	**NP**
pH (s.u.)	**BGWC-24**	**-0.05413**	**-212**	**-139**	**Yes**	**29**	**0**	**n/a**	**n/a**	**0.01**	**NP**
Sulfate (mg/L)	**BGWA-2 (bg)**	**1.217**	**182**	**98**	**Yes**	**23**	**0**	**n/a**	**n/a**	**0.01**	**NP**
Sulfate (mg/L)	BGWA-29 (bg)	-0.4524	-88	-98	No	23	0	n/a	n/a	0.01	NP
Sulfate (mg/L)	BGWA-33 (bg)	-1.182	-25	-34	No	11	0	n/a	n/a	0.01	NP

Appendix III Trend Tests - Prediction Limit Exceedances - All Results

Plant Bowen Client: Southern Company Data: Bowen AP-1 Printed 4/2/2024, 2:52 PM

Constituent	Well	Slope	Calc.	Critical	Sig.	N	%NDs	Normality	Xform	Alpha	Method
Sulfate (mg/L)	BGWA-47D (bg)	1.93	28	53	No	15	0	n/a	n/a	0.01	NP
Sulfate (mg/L)	BGWA-48D (bg)	-1.814	-21	-53	No	15	0	n/a	n/a	0.01	NP
Sulfate (mg/L)	**BGWC-12**	**36**	**175**	**92**	**Yes**	**22**	**0**	**n/a**	**n/a**	**0.01**	**NP**
Sulfate (mg/L)	BGWC-14A	49.66	38	53	No	15	0	n/a	n/a	0.01	NP
Sulfate (mg/L)	**BGWC-16**	**21.38**	**150**	**92**	**Yes**	**22**	**0**	**n/a**	**n/a**	**0.01**	**NP**
Sulfate (mg/L)	BGWC-20	3.982	39	92	No	22	0	n/a	n/a	0.01	NP
Sulfate (mg/L)	BGWC-22	2.07	11	118	No	26	0	n/a	n/a	0.01	NP
Sulfate (mg/L)	BGWC-23	6.955	35	105	No	24	0	n/a	n/a	0.01	NP
Sulfate (mg/L)	**BGWC-24**	**-45.59**	**-122**	**-111**	**Yes**	**25**	**0**	**n/a**	**n/a**	**0.01**	**NP**
Sulfate (mg/L)	**BGWC-7**	**-36.67**	**-140**	**-92**	**Yes**	**22**	**0**	**n/a**	**n/a**	**0.01**	**NP**
Total Dissolved Solids (mg/L)	**BGWA-2 (bg)**	**7.789**	**117**	**92**	**Yes**	**22**	**0**	**n/a**	**n/a**	**0.01**	**NP**
Total Dissolved Solids (mg/L)	BGWA-29 (bg)	-1.711	-51	-92	No	22	0	n/a	n/a	0.01	NP
Total Dissolved Solids (mg/L)	BGWA-33 (bg)	28.08	20	38	No	12	0	n/a	n/a	0.01	NP
Total Dissolved Solids (mg/L)	BGWA-47D (bg)	5.93	34	53	No	15	0	n/a	n/a	0.01	NP
Total Dissolved Solids (mg/L)	BGWA-48D (bg)	4.74	6	53	No	15	0	n/a	n/a	0.01	NP
Total Dissolved Solids (mg/L)	**BGWC-12**	**71.03**	**165**	**92**	**Yes**	**22**	**0**	**n/a**	**n/a**	**0.01**	**NP**
Total Dissolved Solids (mg/L)	BGWC-14A	80.17	43	53	No	15	0	n/a	n/a	0.01	NP
Total Dissolved Solids (mg/L)	**BGWC-16**	**36.87**	**127**	**92**	**Yes**	**22**	**0**	**n/a**	**n/a**	**0.01**	**NP**
Total Dissolved Solids (mg/L)	BGWC-17	4.183	29	92	No	22	0	n/a	n/a	0.01	NP
Total Dissolved Solids (mg/L)	**BGWC-20**	**37.24**	**118**	**92**	**Yes**	**22**	**0**	**n/a**	**n/a**	**0.01**	**NP**
Total Dissolved Solids (mg/L)	**BGWC-22**	**193.2**	**125**	**98**	**Yes**	**23**	**0**	**n/a**	**n/a**	**0.01**	**NP**
Total Dissolved Solids (mg/L)	**BGWC-23**	**178.7**	**101**	**92**	**Yes**	**22**	**0**	**n/a**	**n/a**	**0.01**	**NP**
Total Dissolved Solids (mg/L)	BGWC-24	-294.7	-97	-98	No	23	0	n/a	n/a	0.01	NP
Total Dissolved Solids (mg/L)	**BGWC-30**	**-295.3**	**-155**	**-98**	**Yes**	**23**	**0**	**n/a**	**n/a**	**0.01**	**NP**
Total Dissolved Solids (mg/L)	**BGWC-7**	**-43.23**	**-149**	**-92**	**Yes**	**22**	**0**	**n/a**	**n/a**	**0.01**	**NP**

Upper Tolerance Limits

Plant Bowen Client: Southern Company Data: Bowen AP-1 Printed 4/16/2024, 4:31 PM

Constituent	Upper Lim.	Bg N	Bg Mean	Std. Dev.	%NDs	ND Adj.	Transform	Alpha	Method
Antimony (mg/L)	0.0042	85	n/a	n/a	62.35	n/a	n/a	0.01278	NP Inter(NDs)
Arsenic (mg/L)	0.01	95	n/a	n/a	53.68	n/a	n/a	0.007651	NP Inter(NDs)
Barium (mg/L)	0.218	95	n/a	n/a	0	n/a	n/a	0.007651	NP Inter(normality)
Beryllium (mg/L)	0.0005	91	n/a	n/a	98.9	n/a	n/a	0.009394	NP Inter(NDs)
Cadmium (mg/L)	0.0005	95	n/a	n/a	97.89	n/a	n/a	0.007651	NP Inter(NDs)
Chromium (mg/L)	0.005	91	n/a	n/a	65.93	n/a	n/a	0.009394	NP Inter(NDs)
Cobalt (mg/L)	0.005	96	n/a	n/a	89.58	n/a	n/a	0.007269	NP Inter(NDs)
Combined Radium 226 + 228 (pCi/L)	1.657	94	0.8136	0.4358	0	None	No	0.05	Inter
Fluoride (mg/L)	0.57	98	n/a	n/a	44.9	n/a	n/a	0.00656	NP Inter(normality)
Lead (mg/L)	0.0024	91	n/a	n/a	70.33	n/a	n/a	0.009394	NP Inter(NDs)
Lithium (mg/L)	0.03	95	n/a	n/a	83.16	n/a	n/a	0.007651	NP Inter(NDs)
Mercury (mg/L)	0.00022	91	n/a	n/a	91.21	n/a	n/a	0.009394	NP Inter(NDs)
Molybdenum (mg/L)	0.034	97	n/a	n/a	54.64	n/a	n/a	0.006905	NP Inter(NDs)
Selenium (mg/L)	0.005	91	n/a	n/a	85.71	n/a	n/a	0.009394	NP Inter(NDs)
Thallium (mg/L)	0.001	95	n/a	n/a	86.32	n/a	n/a	0.007651	NP Inter(NDs)

BOWEN ASH POND 1 GWPS				
Constituent Name	**MCL**	**CCR-Rule Specified**	**Background Limit**	**GWPS**
Antimony, Total (mg/L)	0.006		0.0042	0.006
Arsenic, Total (mg/L)	0.01		0.01	0.01
Barium, Total (mg/L)	2		0.22	2
Beryllium, Total (mg/L)	0.004		0.0005	0.004
Cadmium, Total (mg/L)	0.005		0.0005	0.005
Chromium, Total (mg/L)	0.1		0.005	0.1
Cobalt, Total (mg/L)		0.006	0.005	0.006
Combined Radium, Total (pCi/L)	5		1.66	5
Fluoride, Total (mg/L)	4		0.57	4
Lead, Total (mg/L)		0.015	0.0024	0.015
Lithium, Total (mg/L)		0.04	0.03	0.04
Mercury, Total (mg/L)	0.002		0.00022	0.002
Molybdenum, Total (mg/L)		0.1	0.034	0.1
Selenium, Total (mg/L)	0.05		0.005	0.05
Thallium, Total (mg/L)	0.002		0.001	0.002

**GWPS = Groundwater Protection Standard*

**MCL = Maximum Contaminant Level*

**CCR = Coal Combustion Residuals*

Appendix IV Confidence Intervals Summary Table - Significant Results

Plant Bowen Client: Southern Company Data: Bowen AP-1 Printed 8/7/2024, 11:56 AM

Constituent	Well	Upper Lim.	Lower Lim.	Compliance	Sig.	N	Mean	Std. Dev.	%NDs	ND Adj.	Transform	Alpha	Method
Arsenic (mg/L)	**BGWC-34D**	**0.01786**	**0.01489**	**0.01**	**Yes**	**16**	**0.01638**	**0.002277**	**0**	**None**	**No**	**0.01**	**Param.**
Cobalt (mg/L)	**BGWC-16**	**0.01115**	**0.008719**	**0.006**	**Yes**	**9**	**0.009933**	**0.001258**	**0**	**None**	**No**	**0.01**	**Param.**
Cobalt (mg/L)	**BGWC-22**	**0.02612**	**0.01694**	**0.006**	**Yes**	**28**	**0.02153**	**0.009817**	**0**	**None**	**No**	**0.01**	**Param.**
Molybdenum (mg/L)	**BGWC-43D**	**0.1994**	**0.1356**	**0.1**	**Yes**	**12**	**0.1675**	**0.0407**	**0**	**None**	**No**	**0.01**	**Param.**

Appendix IV Confidence Intervals Summary Table - All Results

Plant Bowen Client: Southern Company Data: Bowen AP-1 Printed 8/7/2024, 11:56 AM

Constituent	Well	Upper Lim.	Lower Lim.	Compliance	Sig.	N	Mean	Std. Dev.	%NDs	ND Adj.	Transform	Alpha	Method
Antimony (mg/L)	BGWA-6	0.003	0.0017	0.006	No	19	0.002932	0.0002982	94.74	None	No	0.01	NP (NDs)
Antimony (mg/L)	BGWC-10	0.003	0.0022	0.006	No	21	0.002848	0.0004008	85.71	None	No	0.01	NP (NDs)
Antimony (mg/L)	BGWC-14A	0.003	0.00061	0.006	No	16	0.002682	0.0008711	87.5	None	No	0.01	NP (NDs)
Antimony (mg/L)	BGWC-16	0.003	0.0004	0.006	No	21	0.002876	0.0005674	95.24	None	No	0.01	NP (NDs)
Antimony (mg/L)	BGWC-17	0.003	0.0002	0.006	No	21	0.002867	0.000611	95.24	None	No	0.01	NP (NDs)
Antimony (mg/L)	BGWC-19	0.003	0.0005	0.006	No	21	0.002881	0.0005455	95.24	None	No	0.01	NP (NDs)
Antimony (mg/L)	BGWC-20	0.003	0.0014	0.006	No	21	0.002805	0.0006328	90.48	None	No	0.01	NP (NDs)
Antimony (mg/L)	BGWC-21	0.003	0.0017	0.006	No	20	0.002855	0.0004489	90	None	No	0.01	NP (NDs)
Antimony (mg/L)	BGWC-22	0.003	0.0023	0.006	No	21	0.002794	0.0006249	85.71	None	No	0.01	NP (NDs)
Antimony (mg/L)	BGWC-23	0.003	0.0022	0.006	No	22	0.002651	0.001359	59.09	None	No	0.01	NP (NDs)
Antimony (mg/L)	BGWC-24	0.0032	0.0028	0.006	No	21	0.002797	0.0009107	71.43	None	No	0.01	NP (NDs)
Antimony (mg/L)	BGWC-25	0.003	0.0013	0.006	No	21	0.002804	0.00063	90.48	None	No	0.01	NP (NDs)
Antimony (mg/L)	BGWC-31	0.003	0.0023	0.006	No	11	0.002698	0.000797	81.82	None	No	0.006	NP (NDs)
Antimony (mg/L)	BGWC-32	0.003	0.00039	0.006	No	11	0.002523	0.001062	81.82	None	No	0.006	NP (NDs)
Antimony (mg/L)	BGWC-34D	0.003	0.00079	0.006	No	11	0.002571	0.000957	81.82	None	No	0.006	NP (NDs)
Antimony (mg/L)	BGWC-35D	0.003	0.00066	0.006	No	11	0.002509	0.0009426	72.73	None	No	0.006	NP (NDs)
Antimony (mg/L)	BGWC-36D	0.003	0.0021	0.006	No	11	0.002733	0.000647	81.82	None	No	0.006	NP (NDs)
Antimony (mg/L)	BGWC-37D	0.003	0.0022	0.006	No	11	0.002692	0.0007939	81.82	None	No	0.006	NP (NDs)
Antimony (mg/L)	BGWC-38D	0.004149	0.0005454	0.006	No	11	0.003013	0.002911	27.27	Kaplan-Meier	sqrt(x)	0.01	Param.
Antimony (mg/L)	BGWC-40	0.003	0.003	0.006	No	11	0.002773	0.0007538	90.91	Kaplan-Meier	No	0.006	NP (NDs)
Antimony (mg/L)	BGWC-41D	0.003	0.0014	0.006	No	9	0.002644	0.0007055	77.78	Kaplan-Meier	No	0.002	NP (NDs)
Antimony (mg/L)	BGWC-42D	0.003	0.00072	0.006	No	9	0.002261	0.0009627	55.56	Kaplan-Meier	No	0.002	NP (NDs)
Antimony (mg/L)	BGWC-43D	0.003	0.00058	0.006	No	9	0.002332	0.001028	66.67	Kaplan-Meier	No	0.002	NP (NDs)
Antimony (mg/L)	BGWC-44D	0.003724	0.001163	0.006	No	9	0.003144	0.002309	44.44	Kaplan-Meier	ln(x)	0.01	Param.
Antimony (mg/L)	BGWC-49D	0.003	0.00039	0.006	No	7	0.002627	0.0009865	85.71	Kaplan-Meier	No	0.008	NP (NDs)
Antimony (mg/L)	BGWC-50D	0.003	0.0017	0.006	No	7	0.002657	0.0005884	71.43	Kaplan-Meier	No	0.008	NP (NDs)
Antimony (mg/L)	BGWC-51	0.003	0.0019	0.006	No	9	0.002878	0.0003667	88.89	Kaplan-Meier	No	0.002	NP (NDs)
Antimony (mg/L)	BGWC-52	0.003	0.00053	0.006	No	9	0.002364	0.001018	66.67	None	No	0.002	NP (NDs)
Antimony (mg/L)	BGWC-7	0.003	0.0016	0.006	No	21	0.002614	0.0008552	80.95	None	No	0.01	NP (NDs)
Antimony (mg/L)	BGWC-8	0.003	0.00059	0.006	No	21	0.00264	0.0009029	85.71	None	No	0.01	NP (NDs)
Antimony (mg/L)	BGWC-9	0.003	0.0014	0.006	No	20	0.002542	0.0009617	80	None	No	0.01	NP (NDs)
Arsenic (mg/L)	BGWA-6	0.005	0.0013	0.01	No	22	0.003749	0.001894	68.18	None	No	0.01	NP (NDs)
Arsenic (mg/L)	BGWC-10	0.007148	0.0055	0.01	No	25	0.006324	0.001653	4	None	No	0.01	Param.
Arsenic (mg/L)	BGWC-12	0.005	0.0009	0.01	No	25	0.002922	0.002024	44	None	No	0.01	NP (normality)
Arsenic (mg/L)	BGWC-14A	0.005	0.002	0.01	No	16	0.004219	0.001483	75	None	No	0.01	NP (NDs)
Arsenic (mg/L)	BGWC-16	0.005	0.0008	0.01	No	25	0.003332	0.002097	60	None	No	0.01	NP (NDs)
Arsenic (mg/L)	BGWC-17	0.005	0.0014	0.01	No	25	0.003708	0.001939	68	None	No	0.01	NP (NDs)
Arsenic (mg/L)	BGWC-18	0.005	0.0014	0.01	No	25	0.003692	0.001974	68	None	No	0.01	NP (NDs)
Arsenic (mg/L)	BGWC-19	0.005	0.0008	0.01	No	25	0.003185	0.002119	56	None	No	0.01	NP (NDs)
Arsenic (mg/L)	BGWC-20	0.005	0.0015	0.01	No	25	0.003	0.001842	40	None	No	0.01	NP (normality)
Arsenic (mg/L)	BGWC-21	0.005	0.0011	0.01	No	24	0.003225	0.002007	54.17	None	No	0.01	NP (NDs)
Arsenic (mg/L)	BGWC-22	0.003331	0.001915	0.01	No	25	0.002828	0.001861	8	None	x^(1/3)	0.01	Param.
Arsenic (mg/L)	BGWC-23	0.003992	0.001977	0.01	No	25	0.003236	0.002365	4	None	sqrt(x)	0.01	Param.
Arsenic (mg/L)	BGWC-24	0.005418	0.003098	0.01	No	26	0.004504	0.002599	11.54	None	sqrt(x)	0.01	Param.
Arsenic (mg/L)	BGWC-25	0.002822	0.001978	0.01	No	25	0.002968	0.001239	16	Kaplan-Meier	sqrt(x)	0.01	Param.
Arsenic (mg/L)	BGWC-30	0.005	0.001	0.01	No	25	0.002841	0.001878	36	None	No	0.01	NP (normality)
Arsenic (mg/L)	BGWC-31	0.005389	0.003668	0.01	No	14	0.004529	0.001215	0	None	No	0.01	Param.
Arsenic (mg/L)	BGWC-32	0.003128	0.001405	0.01	No	14	0.002266	0.001217	14.29	None	No	0.01	Param.
Arsenic (mg/L)	**BGWC-34D**	**0.01786**	**0.01489**	**0.01**	**Yes**	**16**	**0.01638**	**0.002277**	**0**	**None**	**No**	**0.01**	**Param.**
Arsenic (mg/L)	BGWC-35D	0.005846	0.001548	0.01	No	14	0.00399	0.003974	7.143	None	sqrt(x)	0.01	Param.
Arsenic (mg/L)	BGWC-36D	0.002536	0.0008055	0.01	No	14	0.003058	0.002066	35.71	Kaplan-Meier	sqrt(x)	0.01	Param.
Arsenic (mg/L)	BGWC-37D	0.02571	0.008994	0.01	No	11	0.01768	0.01111	0	None	sqrt(x)	0.01	Param.
Arsenic (mg/L)	BGWC-38D	0.003813	0.001478	0.01	No	11	0.003227	0.00162	18.18	Kaplan-Meier	No	0.01	Param.
Arsenic (mg/L)	BGWC-39	0.005813	0.001427	0.01	No	11	0.004332	0.002555	27.27	Kaplan-Meier	No	0.01	Param.
Arsenic (mg/L)	BGWC-40	0.002501	0.0009189	0.01	No	11	0.002906	0.00184	36.36	Kaplan-Meier	No	0.01	Param.

Appendix IV Confidence Intervals Summary Table - All Results

Plant Bowen Client: Southern Company Data: Bowen AP-1 Printed 8/7/2024, 11:56 AM

Constituent	Well	Upper Lim.	Lower Lim.	Compliance	Sig.	N	Mean	Std. Dev.	%NDs	ND Adj.	Transform	Alpha	Method
Arsenic (mg/L)	BGWC-41D	0.007704	0.001167	0.01	No	9	0.004436	0.003386	0	None	No	0.01	Param.
Arsenic (mg/L)	BGWC-42D	0.007927	0.002851	0.01	No	9	0.005389	0.002628	0	None	No	0.01	Param.
Arsenic (mg/L)	BGWC-43D	0.005663	0.0008682	0.01	No	9	0.003266	0.002483	11.11	None	No	0.01	Param.
Arsenic (mg/L)	BGWC-44D	0.006051	0.002793	0.01	No	9	0.004422	0.001687	0	None	No	0.01	Param.
Arsenic (mg/L)	BGWC-49D	0.008918	0.001882	0.01	No	7	0.0054	0.002962	0	None	No	0.01	Param.
Arsenic (mg/L)	BGWC-50D	0.003358	0.001722	0.01	No	7	0.003243	0.001355	28.57	Kaplan-Meier	No	0.01	Param.
Arsenic (mg/L)	BGWC-51	0.005513	0.002133	0.01	No	9	0.004611	0.001531	44.44	Kaplan-Meier	x^2	0.01	Param.
Arsenic (mg/L)	BGWC-52	0.005	0.00099	0.01	No	9	0.003532	0.001821	44.44	None	No	0.002	NP (normality)
Arsenic (mg/L)	BGWC-7	0.002812	0.002028	0.01	No	25	0.00242	0.0007858	8	None	No	0.01	Param.
Arsenic (mg/L)	BGWC-8	0.005	0.0007	0.01	No	25	0.002799	0.002173	48	None	No	0.01	NP (normality)
Arsenic (mg/L)	BGWC-9	0.00239	0.001736	0.01	No	24	0.002842	0.001181	16.67	Kaplan-Meier	No	0.01	Param.
Barium (mg/L)	BGWA-6	0.016	0.0115	2	No	22	0.02152	0.01718	0	None	No	0.01	NP (normality)
Barium (mg/L)	BGWC-10	0.05609	0.04447	2	No	25	0.05076	0.0124	0	None	sqrt(x)	0.01	Param.
Barium (mg/L)	BGWC-12	0.0401	0.03184	2	No	25	0.03597	0.008291	0	None	No	0.01	Param.
Barium (mg/L)	BGWC-14A	0.04081	0.03194	2	No	16	0.03638	0.006811	0	None	No	0.01	Param.
Barium (mg/L)	BGWC-16	0.03078	0.02792	2	No	25	0.02935	0.002871	0	None	No	0.01	Param.
Barium (mg/L)	BGWC-17	0.018	0.015	2	No	25	0.01695	0.002551	0	None	No	0.01	NP (normality)
Barium (mg/L)	BGWC-18	0.03468	0.03027	2	No	25	0.03248	0.004419	0	None	No	0.01	Param.
Barium (mg/L)	BGWC-19	0.03743	0.03105	2	No	25	0.03424	0.006404	0	None	No	0.01	Param.
Barium (mg/L)	BGWC-20	0.0342	0.03132	2	No	25	0.03276	0.00288	0	None	No	0.01	Param.
Barium (mg/L)	BGWC-21	0.04176	0.03146	2	No	24	0.03661	0.01009	0	None	No	0.01	Param.
Barium (mg/L)	BGWC-22	0.0888	0.07605	2	No	25	0.08243	0.01279	0	None	No	0.01	Param.
Barium (mg/L)	BGWC-23	0.1039	0.08659	2	No	25	0.09522	0.01732	0	None	No	0.01	Param.
Barium (mg/L)	BGWC-24	0.1022	0.07155	2	No	26	0.08687	0.03143	0	None	No	0.01	Param.
Barium (mg/L)	BGWC-25	0.02379	0.01757	2	No	25	0.02114	0.006734	0	None	x^(1/3)	0.01	Param.
Barium (mg/L)	BGWC-30	0.179	0.07	2	No	25	0.112	0.05944	0	None	No	0.01	NP (normality)
Barium (mg/L)	BGWC-31	0.04385	0.03643	2	No	14	0.04021	0.005395	0	None	sqrt(x)	0.01	Param.
Barium (mg/L)	BGWC-32	0.1155	0.08909	2	No	14	0.1026	0.01921	0	None	sqrt(x)	0.01	Param.
Barium (mg/L)	BGWC-34D	0.05165	0.04006	2	No	14	0.04586	0.008179	0	None	No	0.01	Param.
Barium (mg/L)	BGWC-35D	0.09181	0.0619	2	No	14	0.07686	0.02111	0	None	No	0.01	Param.
Barium (mg/L)	BGWC-36D	0.074	0.06	2	No	14	0.06979	0.01358	0	None	No	0.01	NP (normality)
Barium (mg/L)	BGWC-37D	0.1026	0.08445	2	No	11	0.09355	0.01091	0	None	No	0.01	Param.
Barium (mg/L)	BGWC-38D	0.1808	0.1025	2	No	11	0.1416	0.04698	0	None	No	0.01	Param.
Barium (mg/L)	BGWC-39	0.07443	0.04666	2	No	11	0.06055	0.01666	0	None	No	0.01	Param.
Barium (mg/L)	BGWC-40	0.05537	0.04282	2	No	11	0.04909	0.007529	0	None	No	0.01	Param.
Barium (mg/L)	BGWC-41D	0.06883	0.05295	2	No	9	0.06089	0.008223	0	None	No	0.01	Param.
Barium (mg/L)	BGWC-42D	0.1243	0.06751	2	No	9	0.09589	0.0294	0	None	No	0.01	Param.
Barium (mg/L)	BGWC-43D	0.07608	0.06192	2	No	9	0.069	0.007331	0	None	No	0.01	Param.
Barium (mg/L)	BGWC-44D	0.03108	0.01736	2	No	9	0.02422	0.007102	0	None	No	0.01	Param.
Barium (mg/L)	BGWC-49D	0.08725	0.05446	2	No	7	0.07086	0.0138	0	None	No	0.01	Param.
Barium (mg/L)	BGWC-50D	0.06629	0.03228	2	No	7	0.04929	0.01431	0	None	No	0.01	Param.
Barium (mg/L)	BGWC-51	0.061	0.0058	2	No	9	0.02837	0.02335	0	None	No	0.002	NP (normality)
Barium (mg/L)	BGWC-52	0.07748	0.02246	2	No	9	0.04978	0.02965	0	None	sqrt(x)	0.01	Param.
Barium (mg/L)	BGWC-7	0.03785	0.03175	2	No	25	0.0348	0.006113	0	None	No	0.01	Param.
Barium (mg/L)	BGWC-8	0.03021	0.02715	2	No	25	0.02803	0.00526	0	None	x^3	0.01	Param.
Barium (mg/L)	BGWC-9	0.03123	0.02749	2	No	24	0.02936	0.003662	0	None	No	0.01	Param.
Beryllium (mg/L)	BGWC-12	0.0005	0.000076	0.004	No	23	0.0004618	0.0001266	91.3	None	No	0.01	NP (NDs)
Beryllium (mg/L)	BGWC-16	0.0005	0.00012	0.004	No	23	0.0002748	0.0001872	39.13	None	No	0.01	NP (normality)
Beryllium (mg/L)	BGWC-17	0.0005	0.000065	0.004	No	23	0.0004041	0.000186	78.26	None	No	0.01	NP (NDs)
Beryllium (mg/L)	BGWC-18	0.0005	0.00009	0.004	No	23	0.000353	0.0002061	65.22	None	No	0.01	NP (NDs)
Beryllium (mg/L)	BGWC-19	0.0005	0.000087	0.004	No	23	0.0003519	0.0002076	65.22	None	No	0.01	NP (NDs)
Beryllium (mg/L)	BGWC-22	0.0005	0.00011	0.004	No	23	0.0002642	0.0001939	39.13	None	No	0.01	NP (normality)
Beryllium (mg/L)	BGWC-23	0.0005	0.000054	0.004	No	23	0.0004806	0.000093	95.65	None	No	0.01	NP (NDs)
Beryllium (mg/L)	BGWC-24	0.0005	0.00018	0.004	No	24	0.000358	0.000166	54.17	None	No	0.01	NP (NDs)
Beryllium (mg/L)	BGWC-36D	0.0005	0.00007	0.004	No	13	0.0004669	0.0001193	92.31	None	No	0.01	NP (NDs)

Appendix IV Confidence Intervals Summary Table - All Results

Plant Bowen Client: Southern Company Data: Bowen AP-1 Printed 8/7/2024, 11:56 AM

Constituent	Well	Upper Lim.	Lower Lim.	Compliance	Sig.	N	Mean	Std. Dev.	%NDs	ND Adj.	Transform	Alpha	Method
Beryllium (mg/L)	BGWC-38D	0.0005	0.000059	0.004	No	11	0.0003044	0.000225	54.55	None	No	0.006	NP (NDs)
Beryllium (mg/L)	BGWC-39	0.0005	0.0005	0.004	No	11	0.0004617	0.0001269	90.91	None	No	0.006	NP (NDs)
Beryllium (mg/L)	BGWC-51	0.0005	0.00007	0.004	No	9	0.0002417	0.0001983	33.33	None	No	0.002	NP (normality)
Beryllium (mg/L)	BGWC-52	0.0005	0.000052	0.004	No	9	0.0004502	0.0001493	88.89	None	No	0.002	NP (NDs)
Cadmium (mg/L)	BGWC-14A	0.0005	0.00017	0.005	No	16	0.0003588	0.0001654	37.5	None	No	0.01	NP (normality)
Cadmium (mg/L)	BGWC-16	0.001783	0.001377	0.005	No	25	0.00158	0.0004072	0	None	No	0.01	Param.
Cadmium (mg/L)	BGWC-17	0.0005	0.00016	0.005	No	25	0.0003068	0.0001682	40	None	No	0.01	NP (normality)
Cadmium (mg/L)	BGWC-18	0.0006	0.00032	0.005	No	25	0.0004341	0.0001694	56	None	No	0.01	NP (NDs)
Cadmium (mg/L)	BGWC-19	0.0005	0.0002	0.005	No	25	0.000456	0.0001227	88	None	No	0.01	NP (NDs)
Cadmium (mg/L)	BGWC-20	0.0005	0.00008	0.005	No	25	0.0004832	0.000084	96	None	No	0.01	NP (NDs)
Cadmium (mg/L)	BGWC-22	0.00091	0.00038	0.005	No	25	0.0004944	0.000276	60	None	No	0.01	NP (NDs)
Cadmium (mg/L)	BGWC-23	0.0005	0.00019	0.005	No	25	0.0004876	0.000062	96	None	No	0.01	NP (NDs)
Cadmium (mg/L)	BGWC-24	0.005319	0.003018	0.005	No	26	0.004168	0.00236	0	None	No	0.01	Param.
Cadmium (mg/L)	BGWC-30	0.0005	0.0003	0.005	No	25	0.0004272	0.0001298	60	None	No	0.01	NP (NDs)
Cadmium (mg/L)	BGWC-38D	0.0005	0.0005	0.005	No	11	0.0005118	0.0001127	81.82	None	No	0.006	NP (NDs)
Cadmium (mg/L)	BGWC-39	0.0005	0.00014	0.005	No	11	0.0003291	0.0001703	45.45	None	No	0.006	NP (normality)
Cadmium (mg/L)	BGWC-43D	0.001002	0.00018	0.005	No	9	0.0005911	0.0005	0	None	x^(1/3)	0.01	Param.
Cadmium (mg/L)	BGWC-51	0.0007	0.00031	0.005	No	9	0.0004856	0.0001025	55.56	None	No	0.002	NP (NDs)
Cadmium (mg/L)	BGWC-52	0.0005	0.00018	0.005	No	9	0.0004011	0.0001497	66.67	None	No	0.002	NP (NDs)
Chromium (mg/L)	BGWA-6	0.005	0.0044	0.1	No	21	0.004805	0.0007684	90.48	None	No	0.01	NP (NDs)
Chromium (mg/L)	BGWC-10	0.005	0.0011	0.1	No	23	0.00483	0.0008132	95.65	None	No	0.01	NP (NDs)
Chromium (mg/L)	BGWC-12	0.005	0.0018	0.1	No	23	0.003888	0.001932	73.91	None	No	0.01	NP (NDs)
Chromium (mg/L)	BGWC-14A	0.026	0.0014	0.1	No	16	0.006087	0.005385	87.5	None	No	0.01	NP (NDs)
Chromium (mg/L)	BGWC-16	0.005	0.0019	0.1	No	23	0.004679	0.00108	91.3	None	No	0.01	NP (NDs)
Chromium (mg/L)	BGWC-17	0.005	0.00044	0.1	No	23	0.004601	0.001321	91.3	None	No	0.01	NP (NDs)
Chromium (mg/L)	BGWC-18	0.005	0.0011	0.1	No	23	0.004444	0.001471	86.96	None	No	0.01	NP (NDs)
Chromium (mg/L)	BGWC-20	0.005	0.0022	0.1	No	23	0.003888	0.001749	65.22	None	No	0.01	NP (NDs)
Chromium (mg/L)	BGWC-21	0.005	0.0025	0.1	No	22	0.004678	0.001092	90.91	None	No	0.01	NP (NDs)
Chromium (mg/L)	BGWC-23	0.005	0.0033	0.1	No	23	0.004252	0.001534	78.26	None	No	0.01	NP (NDs)
Chromium (mg/L)	BGWC-24	0.005	0.0009	0.1	No	24	0.004458	0.001466	87.5	None	No	0.01	NP (NDs)
Chromium (mg/L)	BGWC-25	0.005	0.0021	0.1	No	23	0.004874	0.0006047	95.65	None	No	0.01	NP (NDs)
Chromium (mg/L)	BGWC-30	0.005	0.00087	0.1	No	23	0.002666	0.002105	43.48	None	No	0.01	NP (normality)
Chromium (mg/L)	BGWC-31	0.005	0.00064	0.1	No	13	0.004023	0.00186	76.92	None	No	0.01	NP (NDs)
Chromium (mg/L)	BGWC-32	0.005	0.00062	0.1	No	13	0.003647	0.002005	61.54	None	No	0.01	NP (NDs)
Chromium (mg/L)	BGWC-35D	0.005	0.00072	0.1	No	13	0.004038	0.001831	76.92	None	No	0.01	NP (NDs)
Chromium (mg/L)	BGWC-36D	0.005	0.0006	0.1	No	13	0.003672	0.002076	69.23	None	No	0.01	NP (NDs)
Chromium (mg/L)	BGWC-37D	0.005	0.00068	0.1	No	11	0.004215	0.001748	81.82	None	No	0.006	NP (NDs)
Chromium (mg/L)	BGWC-38D	0.005	0.0031	0.1	No	11	0.004411	0.001441	81.82	None	No	0.006	NP (NDs)
Chromium (mg/L)	BGWC-39	0.005	0.005	0.1	No	11	0.004636	0.001206	90.91	None	No	0.006	NP (NDs)
Chromium (mg/L)	BGWC-40	0.005	0.00058	0.1	No	11	0.003067	0.002226	45.45	None	No	0.006	NP (normality)
Chromium (mg/L)	BGWC-41D	0.005	0.00068	0.1	No	9	0.00452	0.00144	88.89	None	No	0.002	NP (NDs)
Chromium (mg/L)	BGWC-42D	0.005	0.00062	0.1	No	9	0.00408	0.00183	77.78	None	No	0.002	NP (NDs)
Chromium (mg/L)	BGWC-43D	0.005	0.0024	0.1	No	9	0.004711	0.0008667	88.89	None	No	0.002	NP (NDs)
Chromium (mg/L)	BGWC-44D	0.005	0.00093	0.1	No	9	0.003819	0.001828	66.67	None	No	0.002	NP (NDs)
Chromium (mg/L)	BGWC-49D	0.005	0.00071	0.1	No	7	0.004387	0.001621	85.71	None	No	0.008	NP (NDs)
Chromium (mg/L)	BGWC-51	0.005	0.0006	0.1	No	9	0.004511	0.001467	88.89	None	No	0.002	NP (NDs)
Chromium (mg/L)	BGWC-52	0.005	0.00061	0.1	No	9	0.003723	0.001932	66.67	None	No	0.002	NP (NDs)
Chromium (mg/L)	BGWC-7	0.005	0.00095	0.1	No	23	0.00444	0.001481	86.96	None	No	0.01	NP (NDs)
Chromium (mg/L)	BGWC-8	0.005	0.0011	0.1	No	23	0.005209	0.01273	30.43	None	No	0.01	NP (normality)
Chromium (mg/L)	BGWC-9	0.005	0.0021	0.1	No	22	0.004732	0.0008682	90.91	None	No	0.01	NP (NDs)
Cobalt (mg/L)	BGWA-6	0.005	0.00054	0.006	No	22	0.002985	0.002265	54.55	None	No	0.01	NP (NDs)
Cobalt (mg/L)	BGWC-10	0.005	0.00051	0.006	No	25	0.003179	0.002277	60	None	No	0.01	NP (NDs)
Cobalt (mg/L)	BGWC-12	0.005	0.00045	0.006	No	25	0.002648	0.002309	48	None	No	0.01	NP (normality)
Cobalt (mg/L)	BGWC-14A	0.002355	0.001183	0.006	No	16	0.002663	0.001599	25	Kaplan-Meier	sqrt(x)	0.01	Param.
Cobalt (mg/L)	**BGWC-16**	**0.01115**	**0.008719**	**0.006**	**Yes**	**9**	**0.009933**	**0.001258**	**0**	**None**	**No**	**0.01**	**Param.**

Appendix IV Confidence Intervals Summary Table - All Results

Plant Bowen Client: Southern Company Data: Bowen AP-1 Printed 8/7/2024, 11:56 AM

Constituent	Well	Upper Lim.	Lower Lim.	Compliance	Sig.	N	Mean	Std. Dev.	%NDs	ND Adj.	Transform	Alpha	Method
Cobalt (mg/L)	BGWC-17	0.005	0.00015	0.006	No	25	0.004806	0.00097	96	None	No	0.01	NP (NDs)
Cobalt (mg/L)	BGWC-18	0.005	0.0009	0.006	No	25	0.004113	0.001814	80	None	No	0.01	NP (NDs)
Cobalt (mg/L)	BGWC-19	0.005	0.000072	0.006	No	25	0.004803	0.0009856	96	None	No	0.01	NP (NDs)
Cobalt (mg/L)	BGWC-20	0.005	0.0008	0.006	No	25	0.00427	0.00171	84	None	No	0.01	NP (NDs)
Cobalt (mg/L)	BGWC-21	0.005	0.0006	0.006	No	24	0.00272	0.002016	37.5	None	No	0.01	NP (normality)
Cobalt (mg/L)	**BGWC-22**	**0.02612**	**0.01694**	**0.006**	**Yes**	**28**	**0.02153**	**0.009817**	**0**	**None**	**No**	**0.01**	**Param.**
Cobalt (mg/L)	BGWC-23	0.005	0.0015	0.006	No	27	0.003859	0.001975	74.07	None	No	0.01	NP (NDs)
Cobalt (mg/L)	BGWC-24	0.003898	0.002837	0.006	No	28	0.003368	0.001135	10.71	None	No	0.01	Param.
Cobalt (mg/L)	BGWC-25	0.005	0.0006	0.006	No	25	0.004633	0.001272	92	None	No	0.01	NP (NDs)
Cobalt (mg/L)	BGWC-30	0.005	0.0009	0.006	No	27	0.003486	0.00203	62.96	None	No	0.01	NP (NDs)
Cobalt (mg/L)	BGWC-31	0.005	0.00041	0.006	No	14	0.00306	0.002327	57.14	None	No	0.01	NP (NDs)
Cobalt (mg/L)	BGWC-32	0.006923	0.002621	0.006	No	16	0.004772	0.003306	6.25	None	No	0.01	Param.
Cobalt (mg/L)	BGWC-34D	0.001539	0.0006457	0.006	No	14	0.001133	0.0006823	14.29	None	sqrt(x)	0.01	Param.
Cobalt (mg/L)	BGWC-35D	0.003129	0.001154	0.006	No	14	0.002141	0.001394	7.143	None	No	0.01	Param.
Cobalt (mg/L)	BGWC-36D	0.005	0.00057	0.006	No	14	0.003144	0.00223	57.14	None	No	0.01	NP (NDs)
Cobalt (mg/L)	BGWC-37D	0.00136	0.0006794	0.006	No	11	0.002522	0.001998	36.36	Kaplan-Meier	ln(x)	0.01	Param.
Cobalt (mg/L)	BGWC-38D	0.0065	0.0014	0.006	No	12	0.003625	0.003628	0	None	No	0.01	NP (normality)
Cobalt (mg/L)	BGWC-39	0.005	0.00061	0.006	No	12	0.004115	0.001739	75	None	No	0.01	NP (NDs)
Cobalt (mg/L)	BGWC-40	0.00061	0.00042	0.006	No	11	0.0006782	0.0006095	9.091	None	No	0.006	NP (normality)
Cobalt (mg/L)	BGWC-41D	0.005	0.0004	0.006	No	9	0.001524	0.001974	22.22	None	No	0.002	NP (normality)
Cobalt (mg/L)	BGWC-43D	0.004982	0.002238	0.006	No	10	0.00361	0.001538	0	None	No	0.01	Param.
Cobalt (mg/L)	BGWC-49D	0.001063	0.0007196	0.006	No	7	0.0008914	0.0001446	0	None	No	0.01	Param.
Cobalt (mg/L)	BGWC-50D	0.001378	0.0002881	0.006	No	7	0.0008329	0.0004586	0	None	No	0.01	Param.
Cobalt (mg/L)	BGWC-52	0.004377	0.001048	0.006	No	9	0.002712	0.001724	0	None	No	0.01	Param.
Cobalt (mg/L)	BGWC-7	0.0009	0.00067	0.006	No	25	0.002211	0.003472	16	None	No	0.01	NP (normality)
Cobalt (mg/L)	BGWC-8	0.005	0.0012	0.006	No	25	0.004267	0.001723	84	None	No	0.01	NP (NDs)
Cobalt (mg/L)	BGWC-9	0.005	0.0006	0.006	No	24	0.004422	0.001562	87.5	None	No	0.01	NP (NDs)
Combined Radium 226 + 228 (pCi/L)	BGWA-6	0.7229	0.3718	5	No	22	0.5474	0.3271	0	None	No	0.01	Param.
Combined Radium 226 + 228 (pCi/L)	BGWC-10	1.425	1.001	5	No	25	1.24	0.4665	0	None	sqrt(x)	0.01	Param.
Combined Radium 226 + 228 (pCi/L)	BGWC-12	0.7151	0.3654	5	No	25	0.5403	0.3508	0	None	No	0.01	Param.
Combined Radium 226 + 228 (pCi/L)	BGWC-14A	1.221	0.5623	5	No	16	0.8914	0.5059	0	None	No	0.01	Param.
Combined Radium 226 + 228 (pCi/L)	BGWC-16	1.208	0.7689	5	No	25	0.9886	0.4409	0	None	No	0.01	Param.
Combined Radium 226 + 228 (pCi/L)	BGWC-17	0.8516	0.5056	5	No	25	0.6786	0.347	0	None	No	0.01	Param.
Combined Radium 226 + 228 (pCi/L)	BGWC-18	1.046	0.6225	5	No	25	0.8733	0.4767	0	None	sqrt(x)	0.01	Param.
Combined Radium 226 + 228 (pCi/L)	BGWC-19	1.123	0.7056	5	No	25	0.9142	0.4185	0	None	No	0.01	Param.
Combined Radium 226 + 228 (pCi/L)	BGWC-20	1.355	0.8624	5	No	25	1.109	0.4938	0	None	No	0.01	Param.
Combined Radium 226 + 228 (pCi/L)	BGWC-21	0.8029	0.4905	5	No	24	0.6467	0.3061	0	None	No	0.01	Param.
Combined Radium 226 + 228 (pCi/L)	BGWC-22	2.799	2.007	5	No	25	2.403	0.7941	0	None	No	0.01	Param.
Combined Radium 226 + 228 (pCi/L)	BGWC-23	1.776	1.099	5	No	25	1.437	0.6791	0	None	No	0.01	Param.
Combined Radium 226 + 228 (pCi/L)	BGWC-24	3.177	1.76	5	No	25	2.884	2.549	0	None	ln(x)	0.01	Param.
Combined Radium 226 + 228 (pCi/L)	BGWC-25	0.9083	0.5394	5	No	25	0.7238	0.3701	0	None	No	0.01	Param.
Combined Radium 226 + 228 (pCi/L)	BGWC-30	2.01	1.104	5	No	24	1.557	0.8876	0	None	No	0.01	Param.
Combined Radium 226 + 228 (pCi/L)	BGWC-31	1.744	1.13	5	No	14	1.437	0.4333	0	None	No	0.01	Param.
Combined Radium 226 + 228 (pCi/L)	BGWC-32	1.97	1.189	5	No	14	1.58	0.551	0	None	No	0.01	Param.
Combined Radium 226 + 228 (pCi/L)	BGWC-34D	2.724	1.845	5	No	14	2.303	0.6369	0	None	sqrt(x)	0.01	Param.
Combined Radium 226 + 228 (pCi/L)	BGWC-35D	3.01	2.104	5	No	14	2.557	0.6398	0	None	No	0.01	Param.
Combined Radium 226 + 228 (pCi/L)	BGWC-36D	2.12	1.24	5	No	14	1.68	0.6212	0	None	No	0.01	Param.
Combined Radium 226 + 228 (pCi/L)	BGWC-37D	3.103	2.293	5	No	11	2.698	0.486	0	None	No	0.01	Param.
Combined Radium 226 + 228 (pCi/L)	BGWC-38D	5.2	3.281	5	No	11	4.257	1.183	0	None	sqrt(x)	0.01	Param.
Combined Radium 226 + 228 (pCi/L)	BGWC-39	1.417	0.574	5	No	11	0.9955	0.5058	0	None	No	0.01	Param.
Combined Radium 226 + 228 (pCi/L)	BGWC-40	0.9591	0.4253	5	No	11	0.6922	0.3203	0	None	No	0.01	Param.
Combined Radium 226 + 228 (pCi/L)	BGWC-41D	1.823	0.9664	5	No	9	1.395	0.4437	0	None	No	0.01	Param.
Combined Radium 226 + 228 (pCi/L)	BGWC-42D	1.38	0.44	5	No	9	0.778	0.3863	0	None	No	0.002	NP (normality)
Combined Radium 226 + 228 (pCi/L)	BGWC-43D	1.836	1.175	5	No	9	1.506	0.342	0	None	No	0.01	Param.
Combined Radium 226 + 228 (pCi/L)	BGWC-44D	1.232	0.4961	5	No	9	0.8642	0.3813	0	None	No	0.01	Param.

Appendix IV Confidence Intervals Summary Table - All Results

Plant Bowen Client: Southern Company Data: Bowen AP-1 Printed 8/7/2024, 11:56 AM

Constituent	Well	Upper Lim.	Lower Lim.	Compliance	Sig.	N	Mean	Std. Dev.	%NDs	ND Adj.	Transform	Alpha	Method
Combined Radium 226 + 228 (pCi/L)	BGWC-49D	3.294	1.754	5	No	7	2.524	0.6481	0	None	No	0.01	Param.
Combined Radium 226 + 228 (pCi/L)	BGWC-50D	1.416	0.7173	5	No	7	1.067	0.2943	0	None	No	0.01	Param.
Combined Radium 226 + 228 (pCi/L)	BGWC-51	0.7168	0.3872	5	No	9	0.552	0.1707	0	None	No	0.01	Param.
Combined Radium 226 + 228 (pCi/L)	BGWC-52	1.341	0.414	5	No	9	0.8777	0.4803	0	None	No	0.01	Param.
Combined Radium 226 + 228 (pCi/L)	BGWC-7	1.63	1.226	5	No	25	1.428	0.4053	0	None	No	0.01	Param.
Combined Radium 226 + 228 (pCi/L)	BGWC-8	0.7838	0.4269	5	No	25	0.6053	0.3579	0	None	No	0.01	Param.
Combined Radium 226 + 228 (pCi/L)	BGWC-9	0.9536	0.5034	5	No	24	0.7763	0.5046	0	None	sqrt(x)	0.01	Param.
Fluoride (mg/L)	BGWA-6	0.1	0.06	4	No	23	0.08439	0.02677	60.87	None	No	0.01	NP (NDs)
Fluoride (mg/L)	BGWC-10	0.102	0.05483	4	No	26	0.1034	0.06686	34.62	Kaplan-Meier	x^(1/3)	0.01	Param.
Fluoride (mg/L)	BGWC-12	0.12	0.08	4	No	26	0.1014	0.05849	38.46	None	No	0.01	NP (normality)
Fluoride (mg/L)	BGWC-14A	0.1	0.061	4	No	16	0.08381	0.01861	50	None	No	0.01	NP (normality)
Fluoride (mg/L)	BGWC-16	0.1386	0.06381	4	No	26	0.1286	0.1069	23.08	Kaplan-Meier	x^(1/3)	0.01	Param.
Fluoride (mg/L)	BGWC-17	0.18	0.11	4	No	26	0.1822	0.132	3.846	None	No	0.01	NP (normality)
Fluoride (mg/L)	BGWC-18	0.14	0.06	4	No	26	0.1198	0.09414	34.62	None	No	0.01	NP (normality)
Fluoride (mg/L)	BGWC-19	0.11	0.07	4	No	26	0.1122	0.1054	30.77	None	No	0.01	NP (normality)
Fluoride (mg/L)	BGWC-20	0.1	0.062	4	No	26	0.1125	0.1256	42.31	None	No	0.01	NP (normality)
Fluoride (mg/L)	BGWC-21	0.1	0.08	4	No	25	0.08632	0.02492	60	None	No	0.01	NP (NDs)
Fluoride (mg/L)	BGWC-22	0.34	0.23	4	No	29	0.359	0.27	0	None	No	0.01	NP (normality)
Fluoride (mg/L)	BGWC-23	0.1	0.068	4	No	28	0.1566	0.1997	21.43	None	No	0.01	NP (normality)
Fluoride (mg/L)	BGWC-24	1	0.095	4	No	29	0.7174	1.036	6.897	None	No	0.01	NP (normality)
Fluoride (mg/L)	BGWC-25	0.11	0.07	4	No	26	0.09112	0.02992	50	None	No	0.01	NP (normality)
Fluoride (mg/L)	BGWC-30	0.24	0.075	4	No	28	0.194	0.1937	17.86	None	No	0.01	NP (normality)
Fluoride (mg/L)	BGWC-32	0.65	0.12	4	No	16	0.2954	0.3296	0	None	No	0.01	NP (normality)
Fluoride (mg/L)	BGWC-34D	0.1	0.053	4	No	14	0.08571	0.02399	71.43	None	No	0.01	NP (NDs)
Fluoride (mg/L)	BGWC-35D	0.23	0.13	4	No	14	0.2271	0.202	0	None	No	0.01	NP (normality)
Fluoride (mg/L)	BGWC-36D	0.15	0.1	4	No	14	0.1554	0.09098	7.143	None	No	0.01	NP (normality)
Fluoride (mg/L)	BGWC-37D	0.3633	0.1535	4	No	11	0.2618	0.139	0	None	sqrt(x)	0.01	Param.
Fluoride (mg/L)	BGWC-38D	0.5774	0.2609	4	No	12	0.4192	0.2017	0	None	No	0.01	Param.
Fluoride (mg/L)	BGWC-39	0.1326	0.07303	4	No	12	0.1028	0.03799	8.333	None	No	0.01	Param.
Fluoride (mg/L)	BGWC-40	0.09449	0.06536	4	No	12	0.08608	0.0201	25	Kaplan-Meier	No	0.01	Param.
Fluoride (mg/L)	BGWC-41D	0.09879	0.07287	4	No	10	0.0892	0.01513	20	Kaplan-Meier	No	0.01	Param.
Fluoride (mg/L)	BGWC-42D	0.6442	0.4522	4	No	11	0.5482	0.1152	0	None	No	0.01	Param.
Fluoride (mg/L)	BGWC-43D	1.07	0.85	4	No	12	0.96	0.1401	0	None	No	0.01	Param.
Fluoride (mg/L)	BGWC-44D	0.16	0.1	4	No	10	0.1318	0.05786	40	None	No	0.011	NP (normality)
Fluoride (mg/L)	BGWC-49D	0.08833	0.05561	4	No	7	0.08429	0.01853	42.86	Kaplan-Meier	x^2	0.01	Param.
Fluoride (mg/L)	BGWC-50D	0.153	0.06071	4	No	7	0.1069	0.03885	14.29	None	No	0.01	Param.
Fluoride (mg/L)	BGWC-51	0.1583	0.09972	4	No	9	0.129	0.03032	0	None	No	0.01	Param.
Fluoride (mg/L)	BGWC-52	0.1279	0.08296	4	No	9	0.1054	0.02329	0	None	No	0.01	Param.
Fluoride (mg/L)	BGWC-7	0.1761	0.1267	4	No	26	0.1514	0.05066	3.846	None	No	0.01	Param.
Fluoride (mg/L)	BGWC-8	0.1	0.063	4	No	26	0.07792	0.02899	53.85	None	No	0.01	NP (NDs)
Fluoride (mg/L)	BGWC-9	0.2	0.086	4	No	25	0.1702	0.1388	0	None	No	0.01	NP (normality)
Lead (mg/L)	BGWA-6	0.001	0.00016	0.015	No	21	0.0008262	0.0003675	80.95	None	No	0.01	NP (NDs)
Lead (mg/L)	BGWC-10	0.001	0.00019	0.015	No	23	0.0009274	0.0002407	91.3	None	No	0.01	NP (NDs)
Lead (mg/L)	BGWC-12	0.001	0.0002	0.015	No	23	0.0007238	0.0004007	65.22	None	No	0.01	NP (NDs)
Lead (mg/L)	BGWC-14A	0.001	0.000073	0.015	No	16	0.0007688	0.0004137	75	None	No	0.01	NP (NDs)
Lead (mg/L)	BGWC-16	0.001	0.0002	0.015	No	23	0.0006648	0.0004031	56.52	None	No	0.01	NP (NDs)
Lead (mg/L)	BGWC-17	0.001	0.000079	0.015	No	23	0.00096	0.000192	95.65	None	No	0.01	NP (NDs)
Lead (mg/L)	BGWC-18	0.001	0.0002	0.015	No	23	0.0007292	0.0004192	69.57	None	No	0.01	NP (NDs)
Lead (mg/L)	BGWC-19	0.001	0.0006	0.015	No	23	0.0009051	0.0002655	86.96	None	No	0.01	NP (NDs)
Lead (mg/L)	BGWC-20	0.001	0.0001	0.015	No	23	0.000921	0.0002618	91.3	None	No	0.01	NP (NDs)
Lead (mg/L)	BGWC-21	0.001	0.000087	0.015	No	22	0.0007039	0.0004438	68.18	None	No	0.01	NP (NDs)
Lead (mg/L)	BGWC-22	0.001	0.00033	0.015	No	23	0.0007754	0.0003895	73.91	None	No	0.01	NP (NDs)
Lead (mg/L)	BGWC-23	0.001	0.00031	0.015	No	23	0.0009326	0.0002247	91.3	None	No	0.01	NP (NDs)
Lead (mg/L)	BGWC-24	0.001	0.00059	0.015	No	24	0.0007887	0.000387	75	None	No	0.01	NP (NDs)
Lead (mg/L)	BGWC-25	0.001	0.0004	0.015	No	23	0.0007402	0.0003836	65.22	None	No	0.01	NP (NDs)

Appendix IV Confidence Intervals Summary Table - All Results

Plant Bowen Client: Southern Company Data: Bowen AP-1 Printed 8/7/2024, 11:56 AM

Constituent	Well	Upper Lim.	Lower Lim.	Compliance	Sig.	N	Mean	Std. Dev.	%NDs	ND Adj.	Transform	Alpha	Method
Lead (mg/L)	BGWC-30	0.001	0.00017	0.015	No	23	0.000607	0.0004235	52.17	None	No	0.01	NP (NDs)
Lead (mg/L)	BGWC-31	0.0006823	0.0002414	0.015	No	13	0.0006489	0.0003763	30.77	Kaplan-Meier	No	0.01	Param.
Lead (mg/L)	BGWC-32	0.001	0.00011	0.015	No	13	0.0008602	0.0003414	84.62	Kaplan-Meier	No	0.01	NP (NDs)
Lead (mg/L)	BGWC-34D	0.001	0.000054	0.015	No	13	0.0009272	0.0002624	92.31	Kaplan-Meier	No	0.01	NP (NDs)
Lead (mg/L)	BGWC-35D	0.001	0.00011	0.015	No	13	0.0006315	0.0004201	53.85	None	No	0.01	NP (NDs)
Lead (mg/L)	BGWC-36D	0.001	0.00014	0.015	No	13	0.0006862	0.0003817	53.85	None	No	0.01	NP (NDs)
Lead (mg/L)	BGWC-37D	0.001	0.000082	0.015	No	11	0.0006086	0.0004531	54.55	None	No	0.006	NP (NDs)
Lead (mg/L)	BGWC-38D	0.001	0.00016	0.015	No	11	0.0007064	0.0004084	63.64	None	No	0.006	NP (NDs)
Lead (mg/L)	BGWC-39	0.001	0.001	0.015	No	11	0.0009182	0.0002714	90.91	None	No	0.006	NP (NDs)
Lead (mg/L)	BGWC-40	0.001	0.00014	0.015	No	11	0.0006245	0.0004321	54.55	None	No	0.006	NP (NDs)
Lead (mg/L)	BGWC-41D	0.001	0.000036	0.015	No	9	0.0008929	0.0003213	88.89	None	No	0.002	NP (NDs)
Lead (mg/L)	BGWC-42D	0.001	0.000041	0.015	No	9	0.0007872	0.0004222	77.78	None	No	0.002	NP (NDs)
Lead (mg/L)	BGWC-43D	0.001	0.00012	0.015	No	9	0.0009022	0.0002933	88.89	None	No	0.002	NP (NDs)
Lead (mg/L)	BGWC-44D	0.001	0.00017	0.015	No	9	0.0009078	0.0002767	88.89	None	No	0.002	NP (NDs)
Lead (mg/L)	BGWC-49D	0.001	0.000044	0.015	No	7	0.0008634	0.0003613	85.71	None	No	0.008	NP (NDs)
Lead (mg/L)	BGWC-50D	0.001	0.00014	0.015	No	7	0.0008771	0.000325	85.71	None	No	0.008	NP (NDs)
Lead (mg/L)	BGWC-51	0.001	0.00015	0.015	No	9	0.0007256	0.0004121	66.67	None	No	0.002	NP (NDs)
Lead (mg/L)	BGWC-52	0.001	0.000054	0.015	No	9	0.000696	0.0004562	66.67	None	No	0.002	NP (NDs)
Lead (mg/L)	BGWC-8	0.001	0.0003	0.015	No	23	0.0008561	0.0003223	82.61	None	No	0.01	NP (NDs)
Lead (mg/L)	BGWC-9	0.001	0.000092	0.015	No	22	0.0006485	0.000441	59.09	None	No	0.01	NP (NDs)
Lithium (mg/L)	BGWA-6	0.03	0.00082	0.04	No	22	0.02867	0.006221	95.45	None	No	0.01	NP (NDs)
Lithium (mg/L)	BGWC-10	0.03	0.00093	0.04	No	25	0.01177	0.014	36	None	No	0.01	NP (normality)
Lithium (mg/L)	BGWC-12	0.03	0.0011	0.04	No	25	0.01499	0.01472	48	None	No	0.01	NP (normality)
Lithium (mg/L)	BGWC-14A	0.03	0.00087	0.04	No	16	0.01374	0.01481	43.75	None	No	0.01	NP (normality)
Lithium (mg/L)	BGWC-16	0.03	0.00049	0.04	No	25	0.02882	0.005902	96	None	No	0.01	NP (NDs)
Lithium (mg/L)	BGWC-17	0.03	0.00069	0.04	No	25	0.02883	0.005862	96	None	No	0.01	NP (NDs)
Lithium (mg/L)	BGWC-20	0.07659	0.02391	0.04	No	8	0.05025	0.02485	0	None	No	0.01	Param.
Lithium (mg/L)	BGWC-22	0.02794	0.01857	0.04	No	25	0.02326	0.009407	0	None	No	0.01	Param.
Lithium (mg/L)	BGWC-23	0.02525	0.01491	0.04	No	25	0.02008	0.01038	0	None	No	0.01	Param.
Lithium (mg/L)	BGWC-24	0.0078	0.0057	0.04	No	26	0.0076	0.002929	11.54	None	No	0.01	NP (normality)
Lithium (mg/L)	BGWC-30	0.0169	0.0014	0.04	No	25	0.008526	0.007747	8	None	No	0.01	NP (normality)
Lithium (mg/L)	BGWC-34D	0.03	0.00098	0.04	No	14	0.02583	0.01059	85.71	None	No	0.01	NP (NDs)
Lithium (mg/L)	BGWC-35D	0.01889	0.01126	0.04	No	14	0.01507	0.005386	0	None	No	0.01	Param.
Lithium (mg/L)	BGWC-36D	0.0028	0.0011	0.04	No	14	0.002843	0.00361	7.143	None	No	0.01	NP (normality)
Lithium (mg/L)	BGWC-37D	0.01898	0.002391	0.04	No	10	0.01138	0.01348	0	None	x^(1/3)	0.01	Param.
Lithium (mg/L)	BGWC-38D	0.01527	0.005037	0.04	No	11	0.01015	0.006141	9.091	None	No	0.01	Param.
Lithium (mg/L)	BGWC-39	0.00508	0.003193	0.04	No	11	0.004136	0.001132	0	None	No	0.01	Param.
Lithium (mg/L)	BGWC-40	0.03	0.00084	0.04	No	10	0.01835	0.01504	60	None	No	0.011	NP (NDs)
Lithium (mg/L)	BGWC-41D	0.015	0.00092	0.04	No	9	0.003291	0.00441	11.11	None	No	0.002	NP (normality)
Lithium (mg/L)	BGWC-42D	0.03	0.0012	0.04	No	8	0.008775	0.0131	25	None	No	0.004	NP (normality)
Lithium (mg/L)	BGWC-43D	0.028	0.01889	0.04	No	9	0.02344	0.00472	0	None	No	0.01	Param.
Lithium (mg/L)	BGWC-44D	0.005236	0.002364	0.04	No	9	0.0038	0.001487	0	None	No	0.01	Param.
Lithium (mg/L)	BGWC-49D	0.009154	0.004589	0.04	No	7	0.006871	0.001922	0	None	No	0.01	Param.
Lithium (mg/L)	BGWC-50D	0.03	0.0015	0.04	No	7	0.0179	0.01509	57.14	None	No	0.008	NP (NDs)
Lithium (mg/L)	BGWC-51	0.03	0.0011	0.04	No	9	0.01753	0.0148	55.56	None	No	0.002	NP (NDs)
Lithium (mg/L)	BGWC-52	0.03	0.00088	0.04	No	9	0.008731	0.01211	22.22	None	No	0.002	NP (normality)
Lithium (mg/L)	BGWC-7	0.009181	0.007449	0.04	No	25	0.00838	0.001853	4	None	sqrt(x)	0.01	Param.
Lithium (mg/L)	BGWC-8	0.03	0.001	0.04	No	25	0.02884	0.0058	96	None	No	0.01	NP (NDs)
Lithium (mg/L)	BGWC-9	0.002	0.0013	0.04	No	24	0.009783	0.01325	29.17	None	No	0.01	NP (normality)
Mercury (mg/L)	BGWA-6	0.0002	0.000084	0.002	No	21	0.0001945	0.00002531	95.24	None	No	0.01	NP (NDs)
Mercury (mg/L)	BGWC-10	0.0002	0.00018	0.002	No	23	0.0001882	0.0000371	86.96	None	No	0.01	NP (NDs)
Mercury (mg/L)	BGWC-12	0.0002	0.00013	0.002	No	23	0.0001864	0.00003744	86.96	None	No	0.01	NP (NDs)
Mercury (mg/L)	BGWC-14A	0.0002	0.00016	0.002	No	16	0.0001944	0.00001548	87.5	None	No	0.01	NP (NDs)
Mercury (mg/L)	BGWC-16	0.0002	0.00015	0.002	No	23	0.0001934	0.00002326	86.96	None	No	0.01	NP (NDs)
Mercury (mg/L)	BGWC-17	0.0002308	0.0001498	0.002	No	23	0.0002183	0.00007017	17.39	Kaplan-Meier	No	0.01	Param.

Appendix IV Confidence Intervals Summary Table - All Results

Plant Bowen Client: Southern Company Data: Bowen AP-1 Printed 8/7/2024, 11:56 AM

Constituent	Well	Upper Lim.	Lower Lim.	Compliance	Sig.	N	Mean	Std. Dev.	%NDs	ND Adj.	Transform	Alpha	Method
Mercury (mg/L)	BGWC-18	0.0002	0.000079	0.002	No	23	0.0001947	0.00002523	95.65	Kaplan-Meier	No	0.01	NP (NDs)
Mercury (mg/L)	BGWC-19	0.0002	0.00018	0.002	No	23	0.0001874	0.00003911	86.96	Kaplan-Meier	No	0.01	NP (NDs)
Mercury (mg/L)	BGWC-20	0.0002	0.000066	0.002	No	23	0.0001942	0.00002794	95.65	Kaplan-Meier	No	0.01	NP (NDs)
Mercury (mg/L)	BGWC-21	0.00021	0.0002	0.002	No	22	0.0002005	0.00000213	95.45	None	No	0.01	NP (NDs)
Mercury (mg/L)	BGWC-22	0.0002	0.000092	0.002	No	23	0.0001884	0.00003905	91.3	None	No	0.01	NP (NDs)
Mercury (mg/L)	BGWC-23	0.0002	0.00013	0.002	No	23	0.0001837	0.00004552	86.96	None	No	0.01	NP (NDs)
Mercury (mg/L)	BGWC-24	0.0009575	0.0001656	0.002	No	24	0.001043	0.001413	16.67	Kaplan-Meier	x^(1/3)	0.01	Param.
Mercury (mg/L)	BGWC-25	0.0002	0.00015	0.002	No	23	0.0001912	0.00003311	91.3	Kaplan-Meier	No	0.01	NP (NDs)
Mercury (mg/L)	BGWC-30	0.0002	0.000091	0.002	No	23	0.000157	0.00006177	65.22	Kaplan-Meier	No	0.01	NP (NDs)
Mercury (mg/L)	BGWC-31	0.0002	0.00015	0.002	No	13	0.0001915	0.00002075	84.62	Kaplan-Meier	No	0.01	NP (NDs)
Mercury (mg/L)	BGWC-34D	0.0002	0.00016	0.002	No	13	0.0001923	0.00001922	84.62	Kaplan-Meier	No	0.01	NP (NDs)
Mercury (mg/L)	BGWC-35D	0.0002	0.00016	0.002	No	13	0.0001923	0.00001922	84.62	Kaplan-Meier	No	0.01	NP (NDs)
Mercury (mg/L)	BGWC-36D	0.0002	0.00018	0.002	No	13	0.0001954	0.00001198	84.62	None	No	0.01	NP (NDs)
Mercury (mg/L)	BGWC-38D	0.00028	0.00012	0.002	No	11	0.0002245	0.0001237	63.64	None	No	0.006	NP (NDs)
Mercury (mg/L)	BGWC-41D	0.0002	0.00018	0.002	No	9	0.0001978	0.00000666	88.89	None	No	0.002	NP (NDs)
Mercury (mg/L)	BGWC-43D	0.0002	0.00015	0.002	No	9	0.0001944	0.00001667	88.89	None	No	0.002	NP (NDs)
Mercury (mg/L)	BGWC-44D	0.0002	0.00017	0.002	No	9	0.0001967	0.00001	88.89	None	No	0.002	NP (NDs)
Mercury (mg/L)	BGWC-51	0.0046	0.00016	0.002	No	9	0.001369	0.001634	22.22	None	No	0.002	NP (normality)
Mercury (mg/L)	BGWC-52	0.0002	0.00018	0.002	No	9	0.0001967	0.00000707	77.78	None	No	0.002	NP (NDs)
Mercury (mg/L)	BGWC-7	0.0002	0.000053	0.002	No	23	0.0001936	0.00003065	95.65	None	No	0.01	NP (NDs)
Mercury (mg/L)	BGWC-8	0.0002	0.00016	0.002	No	23	0.0001938	0.00002268	91.3	None	No	0.01	NP (NDs)
Mercury (mg/L)	BGWC-9	0.0002	0.00016	0.002	No	22	0.0001895	0.00002968	86.36	None	No	0.01	NP (NDs)
Molybdenum (mg/L)	BGWA-6	0.01	0.001	0.1	No	22	0.008722	0.003293	86.36	None	No	0.01	NP (NDs)
Molybdenum (mg/L)	BGWC-10	0.0036	0.003	0.1	No	25	0.003424	0.0008719	0	None	No	0.01	NP (normality)
Molybdenum (mg/L)	BGWC-14A	0.0045	0.0012	0.1	No	16	0.003271	0.00343	18.75	None	No	0.01	NP (normality)
Molybdenum (mg/L)	BGWC-19	0.01	0.00023	0.1	No	25	0.009609	0.001954	96	None	No	0.01	NP (NDs)
Molybdenum (mg/L)	BGWC-20	0.025	0.0127	0.1	No	25	0.02048	0.01219	0	None	No	0.01	NP (normality)
Molybdenum (mg/L)	BGWC-21	0.002674	0.001693	0.1	No	24	0.004129	0.003218	20.83	Kaplan-Meier	ln(x)	0.01	Param.
Molybdenum (mg/L)	BGWC-22	0.066	0.04	0.1	No	28	0.05042	0.01394	0	None	No	0.01	NP (normality)
Molybdenum (mg/L)	BGWC-23	0.01248	0.01067	0.1	No	27	0.0112	0.002415	0	None	x^3	0.01	Param.
Molybdenum (mg/L)	BGWC-24	0.01	0.0026	0.1	No	28	0.006523	0.00396	53.57	None	No	0.01	NP (NDs)
Molybdenum (mg/L)	BGWC-25	0.01	0.0039	0.1	No	25	0.007738	0.003478	68	None	No	0.01	NP (NDs)
Molybdenum (mg/L)	BGWC-30	0.01151	0.00534	0.1	No	27	0.009374	0.006858	0	None	sqrt(x)	0.01	Param.
Molybdenum (mg/L)	BGWC-31	0.01	0.00033	0.1	No	14	0.009309	0.002584	92.86	None	No	0.01	NP (NDs)
Molybdenum (mg/L)	BGWC-32	0.004	0.003307	0.1	No	15	0.003653	0.0005111	0	None	No	0.01	Param.
Molybdenum (mg/L)	BGWC-34D	0.0021	0.00094	0.1	No	14	0.001371	0.001088	7.143	None	No	0.01	NP (normality)
Molybdenum (mg/L)	BGWC-35D	0.03627	0.02907	0.1	No	15	0.03267	0.005314	0	None	No	0.01	Param.
Molybdenum (mg/L)	BGWC-36D	0.01292	0.008215	0.1	No	15	0.01057	0.003471	0	None	No	0.01	Param.
Molybdenum (mg/L)	BGWC-37D	0.01997	0.01033	0.1	No	12	0.01575	0.008366	0	None	ln(x)	0.01	Param.
Molybdenum (mg/L)	BGWC-38D	0.1162	0.06791	0.1	No	13	0.09208	0.03251	0	None	No	0.01	Param.
Molybdenum (mg/L)	BGWC-39	0.007352	0.003375	0.1	No	11	0.005364	0.002386	0	None	No	0.01	Param.
Molybdenum (mg/L)	BGWC-40	0.01	0.0012	0.1	No	11	0.007572	0.004162	72.73	None	No	0.006	NP (NDs)
Molybdenum (mg/L)	BGWC-41D	0.01232	0.007277	0.1	No	10	0.0098	0.002828	10	None	No	0.01	Param.
Molybdenum (mg/L)	BGWC-42D	0.01677	0.006344	0.1	No	11	0.01155	0.006253	0	None	No	0.01	Param.
Molybdenum (mg/L)	**BGWC-43D**	**0.1994**	**0.1356**	**0.1**	**Yes**	**12**	**0.1675**	**0.0407**	**0**	**None**	**No**	**0.01**	**Param.**
Molybdenum (mg/L)	BGWC-44D	0.008492	0.001748	0.1	No	10	0.00512	0.00378	10	None	No	0.01	Param.
Molybdenum (mg/L)	BGWC-49D	0.007021	0.004808	0.1	No	7	0.005914	0.0009317	0	None	No	0.01	Param.
Molybdenum (mg/L)	BGWC-50D	0.00565	0.002179	0.1	No	7	0.003914	0.001461	0	None	No	0.01	Param.
Molybdenum (mg/L)	BGWC-51	0.01	0.0027	0.1	No	9	0.009189	0.002433	88.89	None	No	0.002	NP (NDs)
Molybdenum (mg/L)	BGWC-52	0.0087	0.0035	0.1	No	9	0.004556	0.001634	0	None	No	0.002	NP (normality)
Molybdenum (mg/L)	BGWC-7	0.011	0.0098	0.1	No	25	0.01036	0.0024	0	None	No	0.01	NP (normality)
Molybdenum (mg/L)	BGWC-8	0.01	0.0011	0.1	No	25	0.00462	0.003951	32	None	No	0.01	NP (normality)
Molybdenum (mg/L)	BGWC-9	0.003287	0.002621	0.1	No	24	0.002954	0.0006527	0	None	No	0.01	Param.
Selenium (mg/L)	BGWA-6	0.005	0.0032	0.05	No	21	0.004691	0.001078	90.48	None	No	0.01	NP (NDs)
Selenium (mg/L)	BGWC-12	0.005	0.0004	0.05	No	23	0.0048	0.0009592	95.65	None	No	0.01	NP (NDs)

Appendix IV Confidence Intervals Summary Table - All Results

Plant Bowen Client: Southern Company Data: Bowen AP-1 Printed 8/7/2024, 11:56 AM

Constituent	Well	Upper Lim.	Lower Lim.	Compliance	Sig.	N	Mean	Std. Dev.	%NDs	ND Adj.	Transform	Alpha	Method
Selenium (mg/L)	BGWC-14A	0.005	0.0014	0.05	No	16	0.004775	0.0009	93.75	None	No	0.01	NP (NDs)
Selenium (mg/L)	BGWC-16	0.005	0.0018	0.05	No	23	0.003557	0.001635	52.17	None	No	0.01	NP (NDs)
Selenium (mg/L)	BGWC-17	0.005	0.0022	0.05	No	23	0.004333	0.001513	82.61	None	No	0.01	NP (NDs)
Selenium (mg/L)	BGWC-18	0.005	0.0024	0.05	No	23	0.004591	0.001103	86.96	None	No	0.01	NP (NDs)
Selenium (mg/L)	BGWC-19	0.005	0.0013	0.05	No	23	0.004287	0.001597	82.61	None	No	0.01	NP (NDs)
Selenium (mg/L)	BGWC-20	0.005	0.0037	0.05	No	23	0.004943	0.0002711	95.65	None	No	0.01	NP (NDs)
Selenium (mg/L)	BGWC-21	0.005	0.001	0.05	No	22	0.004596	0.001313	90.91	None	No	0.01	NP (NDs)
Selenium (mg/L)	BGWC-22	0.005	0.0026	0.05	No	23	0.004604	0.002114	73.91	None	No	0.01	NP (NDs)
Selenium (mg/L)	BGWC-23	0.0176	0.002	0.05	No	23	0.005283	0.002825	86.96	None	No	0.01	NP (NDs)
Selenium (mg/L)	BGWC-24	0.009145	0.004009	0.05	No	24	0.008529	0.008373	12.5	None	ln(x)	0.01	Param.
Selenium (mg/L)	BGWC-30	0.009572	0.006123	0.05	No	23	0.007848	0.003297	8.696	None	No	0.01	Param.
Selenium (mg/L)	BGWC-31	0.005	0.00008	0.05	No	13	0.004622	0.001365	92.31	None	No	0.01	NP (NDs)
Selenium (mg/L)	BGWC-32	0.005	0.00015	0.05	No	13	0.004627	0.001345	92.31	None	No	0.01	NP (NDs)
Selenium (mg/L)	BGWC-34D	0.005	0.0001	0.05	No	13	0.004623	0.001359	92.31	None	No	0.01	NP (NDs)
Selenium (mg/L)	BGWC-36D	0.01233	0.006942	0.05	No	13	0.009638	0.003626	0	None	No	0.01	Param.
Selenium (mg/L)	BGWC-38D	0.005	0.003	0.05	No	11	0.004436	0.001064	63.64	None	No	0.006	NP (NDs)
Selenium (mg/L)	BGWC-39	0.005	0.002	0.05	No	11	0.004455	0.001214	81.82	None	No	0.006	NP (NDs)
Selenium (mg/L)	BGWC-40	0.009509	0.005821	0.05	No	11	0.007445	0.002719	0	None	x^2	0.01	Param.
Selenium (mg/L)	BGWC-41D	0.005	0.0016	0.05	No	9	0.003867	0.0017	66.67	None	No	0.002	NP (NDs)
Selenium (mg/L)	BGWC-42D	0.005	0.0022	0.05	No	9	0.004433	0.001131	77.78	None	No	0.002	NP (NDs)
Selenium (mg/L)	BGWC-43D	0.0055	0.0028	0.05	No	9	0.004811	0.0007721	77.78	None	No	0.002	NP (NDs)
Selenium (mg/L)	BGWC-51	0.01269	0.004487	0.05	No	9	0.008589	0.004249	0	None	No	0.01	Param.
Selenium (mg/L)	BGWC-52	0.005	0.0014	0.05	No	9	0.003744	0.00165	55.56	None	No	0.002	NP (NDs)
Selenium (mg/L)	BGWC-8	0.005	0.00015	0.05	No	23	0.004574	0.001412	91.3	None	No	0.01	NP (NDs)
Selenium (mg/L)	BGWC-9	0.005	0.0014	0.05	No	22	0.003105	0.001966	50	None	No	0.01	NP (normality)
Thallium (mg/L)	BGWA-6	0.001	0.000062	0.002	No	22	0.0005875	0.0004639	54.55	None	No	0.01	NP (NDs)
Thallium (mg/L)	BGWC-12	0.001	0.00009	0.002	No	25	0.0008153	0.0003771	80	None	No	0.01	NP (NDs)
Thallium (mg/L)	BGWC-14A	0.0005107	0.0002818	0.002	No	16	0.0003963	0.0001758	0	None	No	0.01	Param.
Thallium (mg/L)	BGWC-16	0.00024	0.0002	0.002	No	25	0.0002364	0.00006344	4	None	No	0.01	NP (normality)
Thallium (mg/L)	BGWC-17	0.001	0.000085	0.002	No	25	0.0006424	0.0004487	60	None	No	0.01	NP (NDs)
Thallium (mg/L)	BGWC-18	0.001	0.00019	0.002	No	25	0.0008556	0.0003385	84	None	No	0.01	NP (NDs)
Thallium (mg/L)	BGWC-19	0.001	0.00021	0.002	No	25	0.000747	0.0004148	72	None	No	0.01	NP (NDs)
Thallium (mg/L)	BGWC-20	0.001	0.00025	0.002	No	25	0.000938	0.0002147	92	None	No	0.01	NP (NDs)
Thallium (mg/L)	BGWC-22	0.0008538	0.0006446	0.002	No	25	0.0007492	0.0002098	0	None	No	0.01	Param.
Thallium (mg/L)	BGWC-23	0.001	0.00039	0.002	No	25	0.0007728	0.0003539	68	None	No	0.01	NP (NDs)
Thallium (mg/L)	BGWC-24	0.0005319	0.0003771	0.002	No	26	0.0005565	0.0002364	15.38	Kaplan-Meier	No	0.01	Param.
Thallium (mg/L)	BGWC-30	0.001	0.00034	0.002	No	25	0.0006518	0.000328	32	None	No	0.01	NP (normality)
Thallium (mg/L)	BGWC-32	0.001	0.00013	0.002	No	14	0.000531	0.0004301	42.86	None	No	0.01	NP (normality)
Thallium (mg/L)	BGWC-34D	0.001	0.000089	0.002	No	14	0.0009349	0.0002435	92.86	None	No	0.01	NP (NDs)
Thallium (mg/L)	BGWC-35D	0.001	0.00022	0.002	No	14	0.0007649	0.0003879	71.43	None	No	0.01	NP (NDs)
Thallium (mg/L)	BGWC-36D	0.001	0.00018	0.002	No	14	0.0003793	0.0003418	21.43	None	No	0.01	NP (normality)
Thallium (mg/L)	BGWC-37D	0.001	0.001	0.002	No	11	0.0009527	0.0001568	90.91	None	No	0.006	NP (NDs)
Thallium (mg/L)	BGWC-38D	0.001	0.00018	0.002	No	11	0.0009415	0.0006894	63.64	None	No	0.006	NP (NDs)
Thallium (mg/L)	BGWC-39	0.001	0.00017	0.002	No	11	0.0005636	0.0004195	45.45	None	No	0.006	NP (normality)
Thallium (mg/L)	BGWC-40	0.001	0.001	0.002	No	11	0.0009218	0.0002593	90.91	None	No	0.006	NP (NDs)
Thallium (mg/L)	BGWC-43D	0.003849	0.001306	0.002	No	9	0.002578	0.001317	0	None	No	0.01	Param.
Thallium (mg/L)	BGWC-51	0.001	0.0002	0.002	No	9	0.0008444	0.0003127	77.78	None	No	0.002	NP (NDs)
Thallium (mg/L)	BGWC-52	0.001	0.0002	0.002	No	9	0.00061	0.0003777	44.44	None	No	0.002	NP (normality)
Thallium (mg/L)	BGWC-7	0.001	0.00023	0.002	No	25	0.0006905	0.0004055	60	None	No	0.01	NP (NDs)
Thallium (mg/L)	BGWC-9	0.001	0.00022	0.002	No	24	0.0008269	0.0003457	79.17	None	No	0.01	NP (NDs)

Appendix IV Trend Tests - Significant Results

Plant Bowen Data: Bowen AP-1 Printed 4/10/2024, 10:34 AM

Constituent	Well	Slope	Calc.	Critical	Sig.	N	%NDs	Normality	Xform	Alpha	Method
Arsenic (mg/L)	**BGWA-33 (bg)**	**0.001026**	**35**	**34**	**Yes**	**13**	**15.38**	**n/a**	**n/a**	**0.05**	**NP**
Cobalt (mg/L)	**BGWC-16**	**0.001018**	**224**	**85**	**Yes**	**25**	**4**	**n/a**	**n/a**	**0.05**	**NP**
Cobalt (mg/L)	**BGWC-22**	**0.00359**	**236**	**101**	**Yes**	**28**	**0**	**n/a**	**n/a**	**0.05**	**NP**
Molybdenum (mg/L)	**BGWA-33 (bg)**	**-0.004122**	**-56**	**-37**	**Yes**	**14**	**0**	**n/a**	**n/a**	**0.05**	**NP**

Appendix IV Trend Tests - All Results

Plant Bowen Data: Bowen AP-1 Printed 4/10/2024, 10:34 AM

Constituent	Well	Slope	Calc.	Critical	Sig.	N	%NDs	Normality	Xform	Alpha	Method
Arsenic (mg/L)	BGWA-2 (bg)	0	75	85	No	25	56	n/a	n/a	0.05	NP
Arsenic (mg/L)	BGWA-29 (bg)	0	45	85	No	25	64	n/a	n/a	0.05	NP
Arsenic (mg/L)	**BGWA-33 (bg)**	**0.001026**	**35**	**34**	**Yes**	**13**	**15.38**	**n/a**	**n/a**	**0.05**	**NP**
Arsenic (mg/L)	BGWA-47D (bg)	0	22	45	No	16	75	n/a	n/a	0.05	NP
Arsenic (mg/L)	BGWA-48D (bg)	0	17	45	No	16	43.75	n/a	n/a	0.05	NP
Arsenic (mg/L)	BGWC-34D	-0.0003197	-19	-45	No	16	0	n/a	n/a	0.05	NP
Cobalt (mg/L)	BGWA-2 (bg)	0	20	90	No	26	88.46	n/a	n/a	0.05	NP
Cobalt (mg/L)	BGWA-29 (bg)	0	0	85	No	25	100	n/a	n/a	0.05	NP
Cobalt (mg/L)	BGWA-33 (bg)	0	-12	-34	No	13	69.23	n/a	n/a	0.05	NP
Cobalt (mg/L)	BGWA-47D (bg)	0	13	45	No	16	93.75	n/a	n/a	0.05	NP
Cobalt (mg/L)	BGWA-48D (bg)	0	17	45	No	16	87.5	n/a	n/a	0.05	NP
Cobalt (mg/L)	**BGWC-16**	**0.001018**	**224**	**85**	**Yes**	**25**	**4**	**n/a**	**n/a**	**0.05**	**NP**
Cobalt (mg/L)	**BGWC-22**	**0.00359**	**236**	**101**	**Yes**	**28**	**0**	**n/a**	**n/a**	**0.05**	**NP**
Molybdenum (mg/L)	BGWA-2 (bg)	0	58	90	No	26	53.85	n/a	n/a	0.05	NP
Molybdenum (mg/L)	BGWA-29 (bg)	0	0	85	No	25	96	n/a	n/a	0.05	NP
Molybdenum (mg/L)	**BGWA-33 (bg)**	**-0.004122**	**-56**	**-37**	**Yes**	**14**	**0**	**n/a**	**n/a**	**0.05**	**NP**
Molybdenum (mg/L)	BGWA-47D (bg)	0	15	45	No	16	93.75	n/a	n/a	0.05	NP
Molybdenum (mg/L)	BGWA-48D (bg)	-0.0007586	-30	-45	No	16	0	n/a	n/a	0.05	NP
Molybdenum (mg/L)	BGWC-43D	-0.004481	-4	-30	No	12	0	n/a	n/a	0.05	NP

Appendix III Interwell Prediction Limits - April/May 2024 Resample - Significant Results

Plant Bowen Client: Southern Company Data: Bowen AP-1 Printed 6/25/2024, 3:48 PM

Constituent	Well	Upper Lim.	Lower Lim.	Date	Observ.	Sig.	Bg N	Bg Mean	Std. Dev.	%NDs	ND Adj.	Transform	Alpha	Method
Boron (mg/L)	**BGWC-22**	**0.043**	**n/a**	**5/22/2024**	**15.9**	**Yes**	**88**	**n/a**	**n/a**	**19.32**	**n/a**	**n/a**	**0.0002459**	**NP Inter (normality) 1 of 2**
pH (s.u.)	**BGWC-22**	**8.342**	**6.53**	**5/22/2024**	**6.46**	**Yes**	**99**	**56.12**	**6.359**	**0**	**None**	**x^2**	**0.000198**	**Param Inter 1 of 2**

Appendix III Interwell Prediction Limits - April/May 2024 Resample - All Results

Plant Bowen Client: Southern Company Data: Bowen AP-1 Printed 6/25/2024, 3:48 PM

Constituent	Well	Upper Lim.	Lower Lim.	Date	Observ.	Sig.	Bg N	Bg Mean	Std. Dev.	%NDs	ND Adj.	Transform	Alpha	Method
Boron (mg/L)	**BGWC-22**	**0.043**	**n/a**	**5/22/2024**	**15.9**	**Yes**	**88**	**n/a**	**n/a**	**19.32**	**n/a**	**n/a**	**0.0002459**	**NP Inter (normality) 1 of 2**
pH (s.u.)	**BGWC-22**	**8.342**	**6.53**	**5/22/2024**	**6.46**	**Yes**	**99**	**56.12**	**6.359**	**0**	**None**	**x^2**	**0.000198**	**Param Inter 1 of 2**
pH (s.u.)	BGWC-43D	8.342	6.53	4/3/2024	6.74	No	99	56.12	6.359	0	None	x^2	0.000198	Param Inter 1 of 2

Appendix IV Confidence Intervals April/May 2024 Resample - Significant Results

Plant Bowen Client: Southern Company Data: Bowen AP-1 Printed 7/29/2024, 8:58 AM

Constituent	Well	Upper Lim.	Lower Lim.	Compliance	Sig.	N	Mean	Std. Dev.	%NDs	ND Adj.	Transform	Alpha	Method
Cobalt (mg/L)	**BGWC-22**	**0.02541**	**0.01672**	**0.006**	**Yes**	**30**	**0.02106**	**0.009661**	**0**	**None**	**No**	**0.01**	**Param.**

Appendix IV Confidence Intervals April/May 2024 Resample - All Results

Plant Bowen Client: Southern Company Data: Bowen AP-1 Printed 7/29/2024, 8:58 AM

Constituent	Well	Upper Lim.	Lower Lim.	Compliance	Sig.	N	Mean	Std. Dev.	%NDs	ND Adj.	Transform	Alpha	Method
Cobalt (mg/L)	**BGWC-22**	**0.02541**	**0.01672**	**0.006**	**Yes**	**30**	**0.02106**	**0.009661**	**0**	**None**	**No**	**0.01**	**Param.**
Thallium (mg/L)	BGWC-43D	0.003646	0.001414	0.002	No	10	0.00253	0.001251	0	None	No	0.01	Param.

Table of Contents

Figure A. Time Series	37
Figure B. Box Plots	419
Figure C. Outlier Summary	441
Figure D. Appendix III Interwell Prediction Limits	443
Figure E. Appendix III Trend Tests	533
Figure F. Upper Tolerance Limits	561
Figure G. Groundwater Protection Standards	601
Figure H. Appendix IV Confidence Intervals	603
Figure I. Appendix IV Trend Tests	736
Figure J. Appendix III Interwell Prediction Limits - April/May 2024	744
Figure K. Appendix IV Confidence Intervals - April/May 2024	752

FIGURE A.

Sanitas™ v.10.0.20 Software licensed to Groundwater Stats Consulting. UG
Hollow symbols indicate censored values.

Time Series

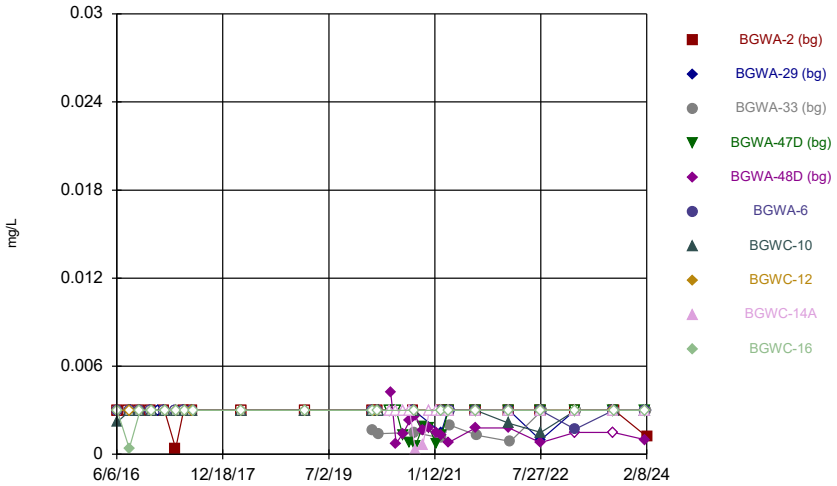

Constituent: Antimony Analysis Run 8/7/2024 11:11 AM
Plant Bowen Client: Southern Company Data: Bowen AP-1

Sanitas™ v.10.0.20 Software licensed to Groundwater Stats Consulting. UG
Hollow symbols indicate censored values.

Time Series

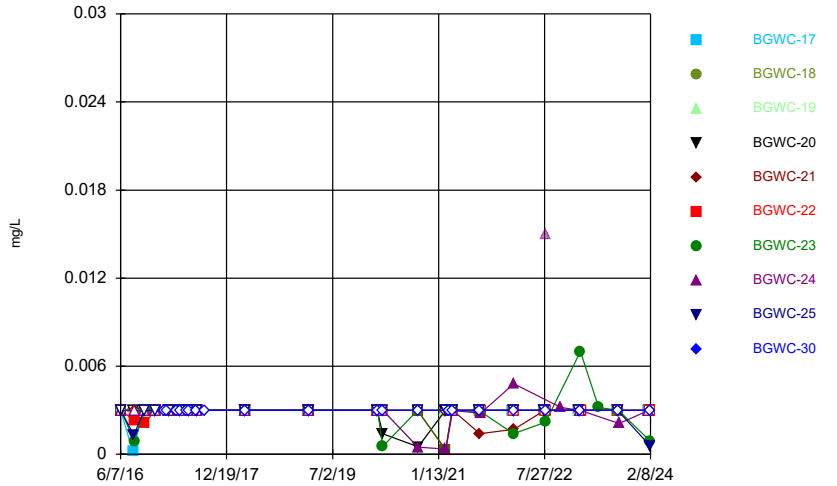

Constituent: Antimony Analysis Run 8/7/2024 11:11 AM
Plant Bowen Client: Southern Company Data: Bowen AP-1

Sanitas™ v.10.0.20 Software licensed to Groundwater Stats Consulting. UG
Hollow symbols indicate censored values.

Time Series

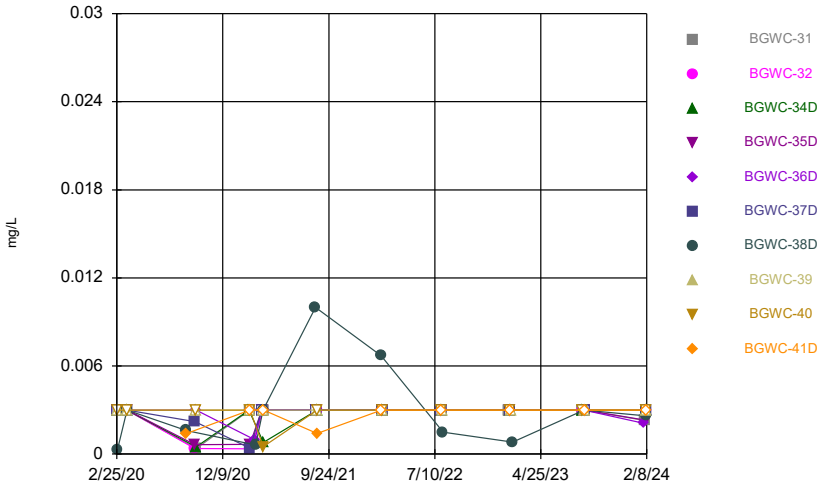

Constituent: Antimony Analysis Run 8/7/2024 11:11 AM
Plant Bowen Client: Southern Company Data: Bowen AP-1

Sanitas™ v.10.0.20 Software licensed to Groundwater Stats Consulting. UG
Hollow symbols indicate censored values.

Time Series

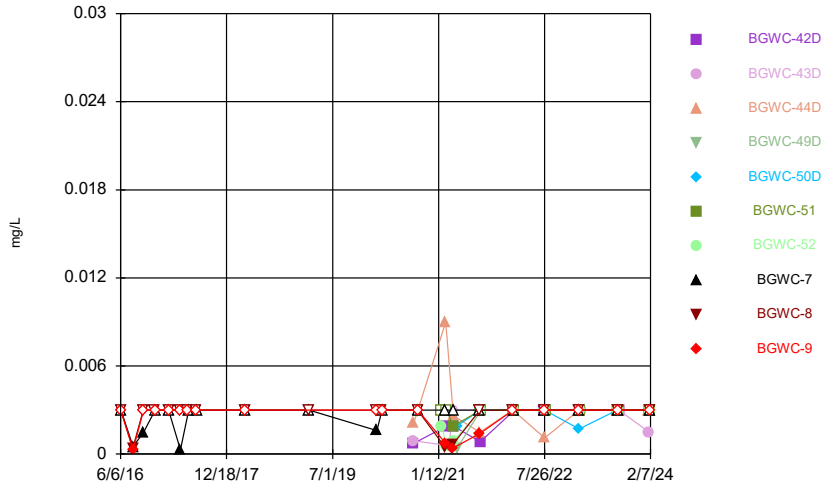

Constituent: Antimony Analysis Run 8/7/2024 11:11 AM
Plant Bowen Client: Southern Company Data: Bowen AP-1

Sanitas™ v.10.0.20 Software licensed to Groundwater Stats Consulting. UG
Hollow symbols indicate censored values.

Time Series

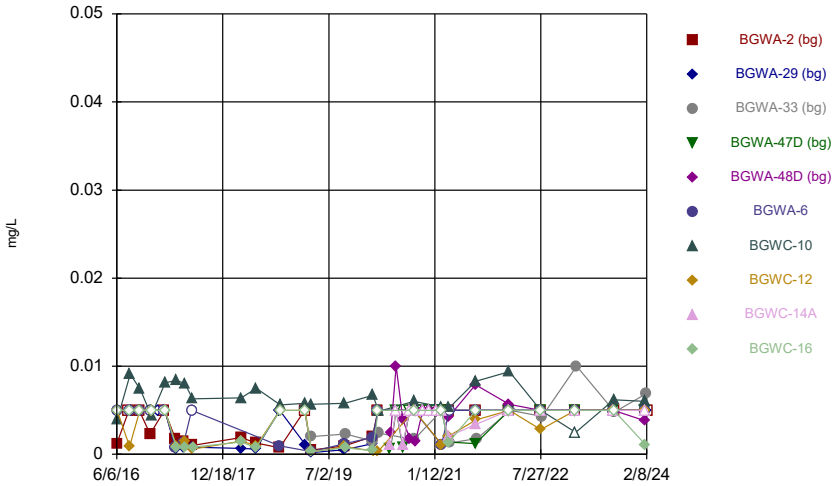

Constituent: Arsenic Analysis Run 8/7/2024 11:11 AM
Plant Bowen Client: Southern Company Data: Bowen AP-1

Sanitas™ v.10.0.20 Software licensed to Groundwater Stats Consulting. UG
Hollow symbols indicate censored values.

Time Series

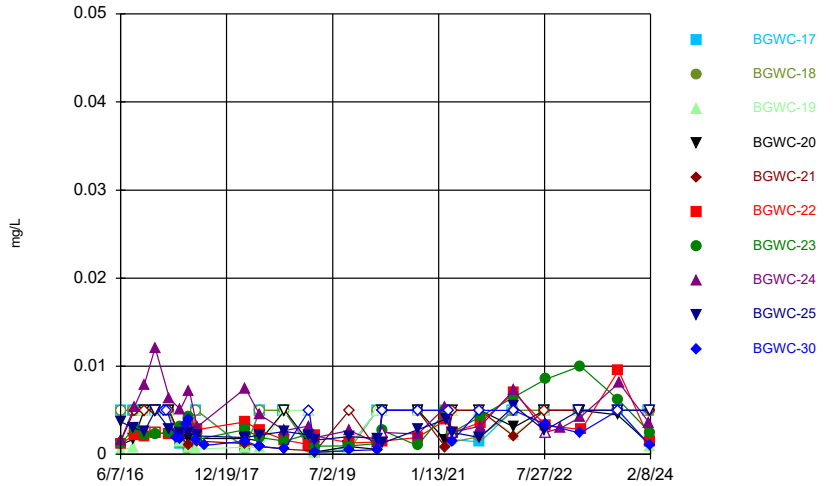

Constituent: Arsenic Analysis Run 8/7/2024 11:11 AM
Plant Bowen Client: Southern Company Data: Bowen AP-1

Sanitas™ v.10.0.20 Software licensed to Groundwater Stats Consulting. UG
Hollow symbols indicate censored values.

Time Series

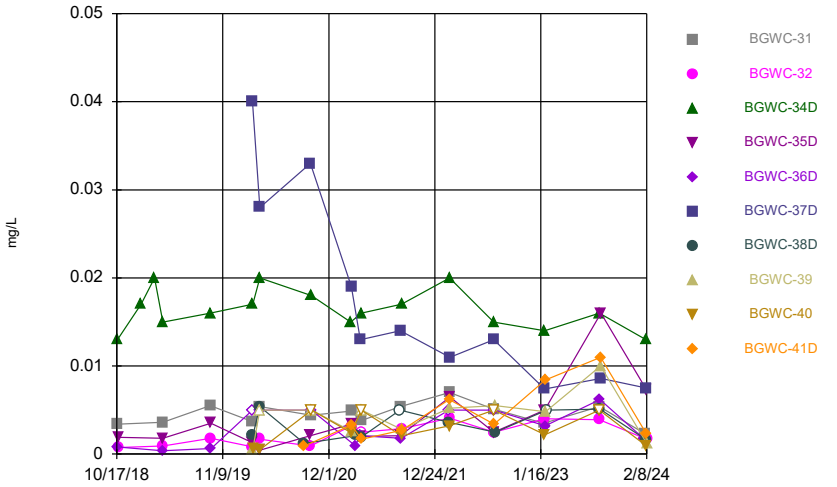

Constituent: Arsenic Analysis Run 8/7/2024 11:11 AM
Plant Bowen Client: Southern Company Data: Bowen AP-1

Sanitas™ v.10.0.20 Software licensed to Groundwater Stats Consulting. UG
Hollow symbols indicate censored values.

Time Series

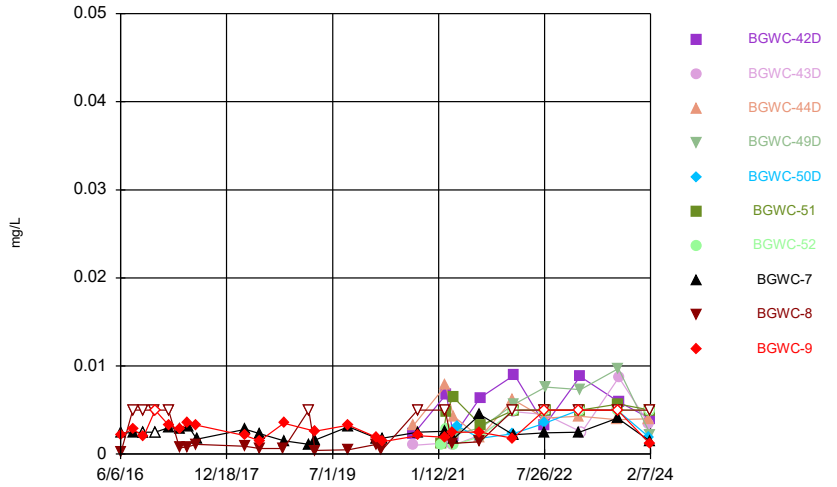

Constituent: Arsenic Analysis Run 8/7/2024 11:11 AM
Plant Bowen Client: Southern Company Data: Bowen AP-1

Sanitas™ v.10.0.20 Software licensed to Groundwater Stats Consulting. UG

Time Series

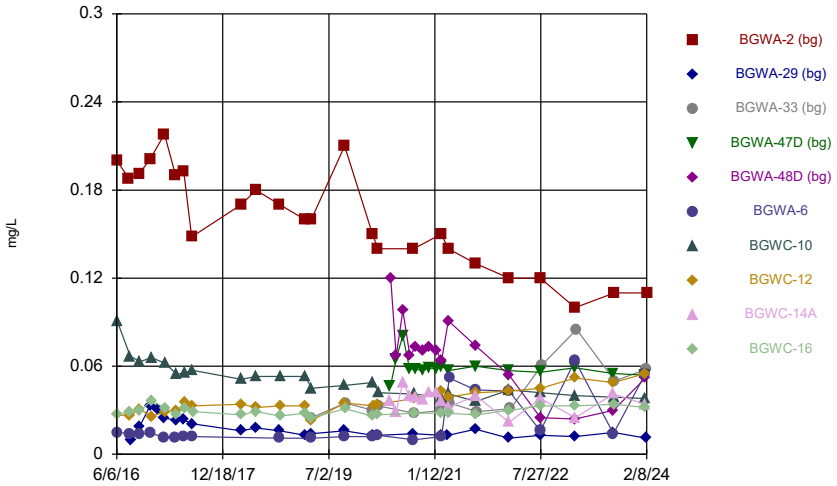

Constituent: Barium Analysis Run 8/7/2024 11:11 AM

Plant Bowen Client: Southern Company Data: Bowen AP-1

Sanitas™ v.10.0.20 Software licensed to Groundwater Stats Consulting. UG

Time Series

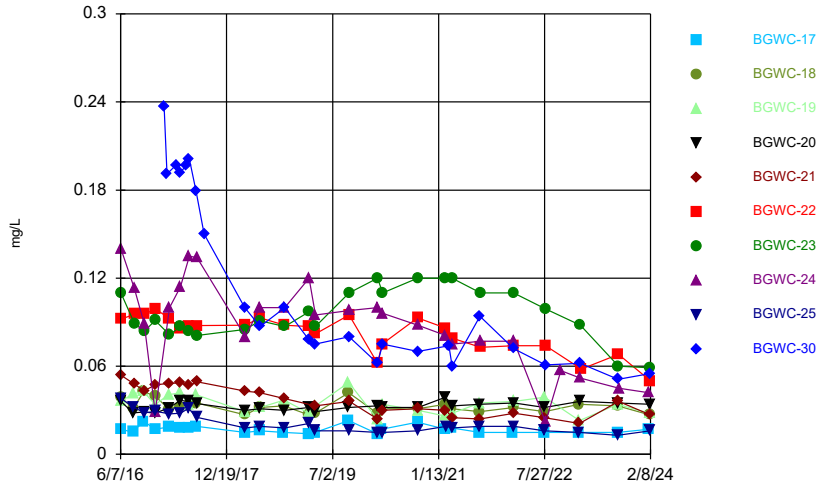

Constituent: Barium Analysis Run 8/7/2024 11:11 AM

Plant Bowen Client: Southern Company Data: Bowen AP-1

Sanitas™ v.10.0.20 Software licensed to Groundwater Stats Consulting. UG

Time Series

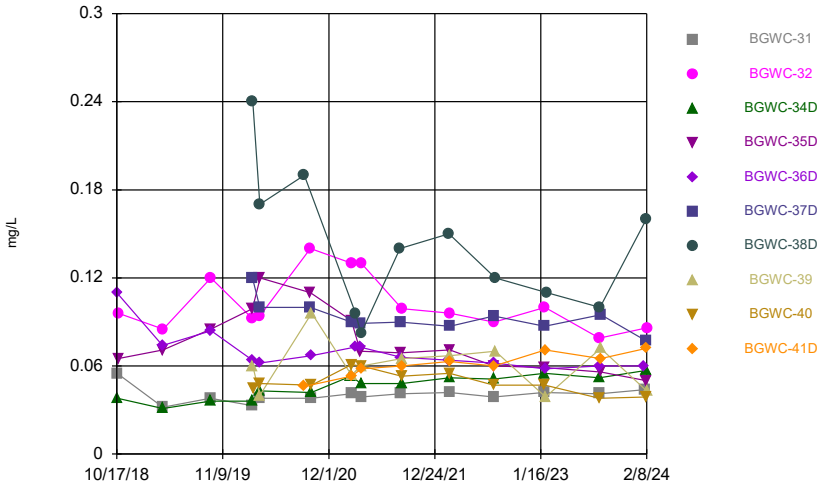

Constituent: Barium Analysis Run 8/7/2024 11:11 AM

Plant Bowen Client: Southern Company Data: Bowen AP-1

Sanitas™ v.10.0.20 Software licensed to Groundwater Stats Consulting. UG

Time Series

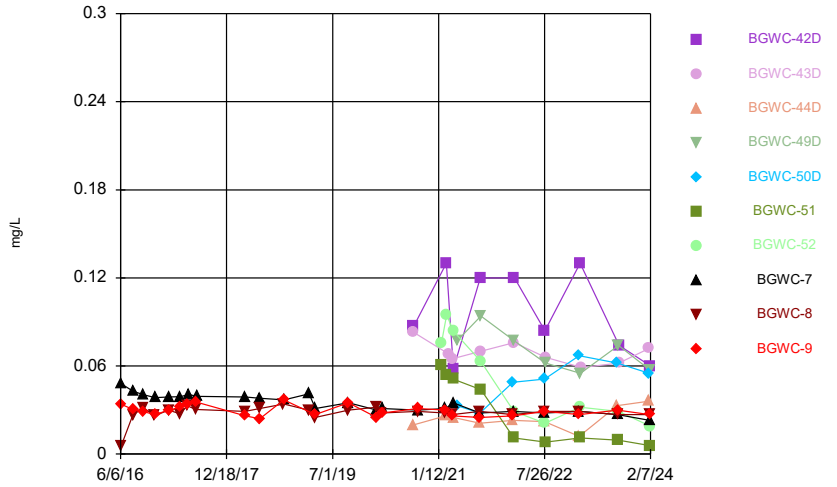

Constituent: Barium Analysis Run 8/7/2024 11:11 AM

Plant Bowen Client: Southern Company Data: Bowen AP-1

Sanitas™ v.10.0.20 Software licensed to Groundwater Stats Consulting. UG
Hollow symbols indicate censored values.

Time Series

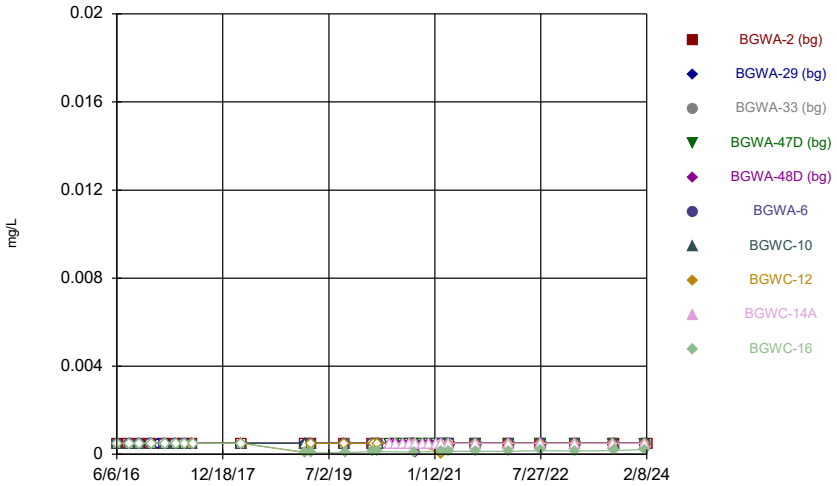

Constituent: Beryllium Analysis Run 8/7/2024 11:11 AM
Plant Bowen Client: Southern Company Data: Bowen AP-1

Sanitas™ v.10.0.20 Software licensed to Groundwater Stats Consulting. UG
Hollow symbols indicate censored values.

Time Series

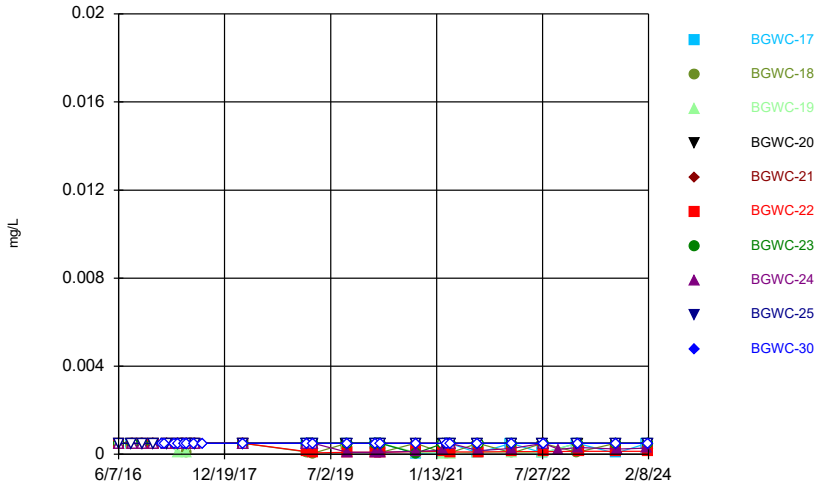

Constituent: Beryllium Analysis Run 8/7/2024 11:11 AM
Plant Bowen Client: Southern Company Data: Bowen AP-1

Sanitas™ v.10.0.20 Software licensed to Groundwater Stats Consulting. UG
Hollow symbols indicate censored values.

Time Series

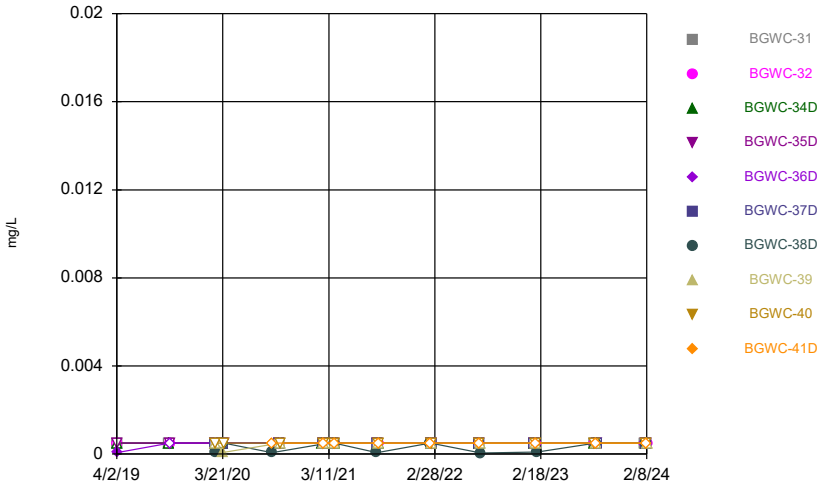

Constituent: Beryllium Analysis Run 8/7/2024 11:11 AM
Plant Bowen Client: Southern Company Data: Bowen AP-1

Sanitas™ v.10.0.20 Software licensed to Groundwater Stats Consulting. UG
Hollow symbols indicate censored values.

Time Series

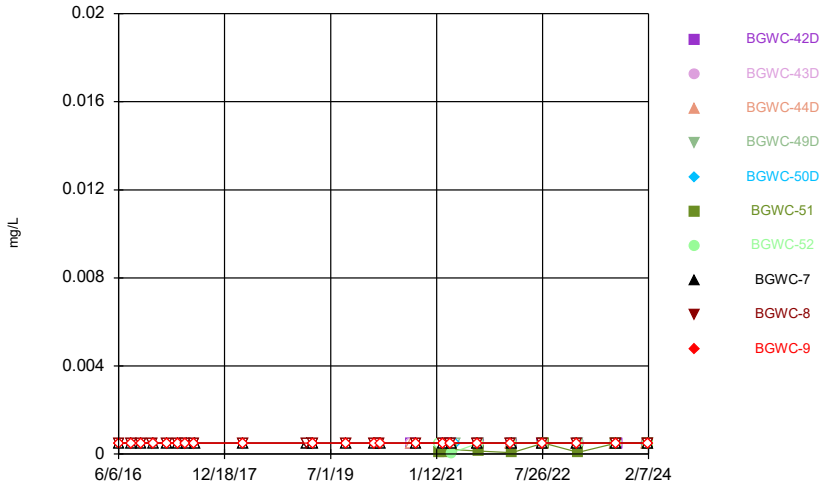

Constituent: Beryllium Analysis Run 8/7/2024 11:11 AM
Plant Bowen Client: Southern Company Data: Bowen AP-1

Sanitas™ v.10.0.20 Software licensed to Groundwater Stats Consulting. UG
Hollow symbols indicate censored values.

Time Series

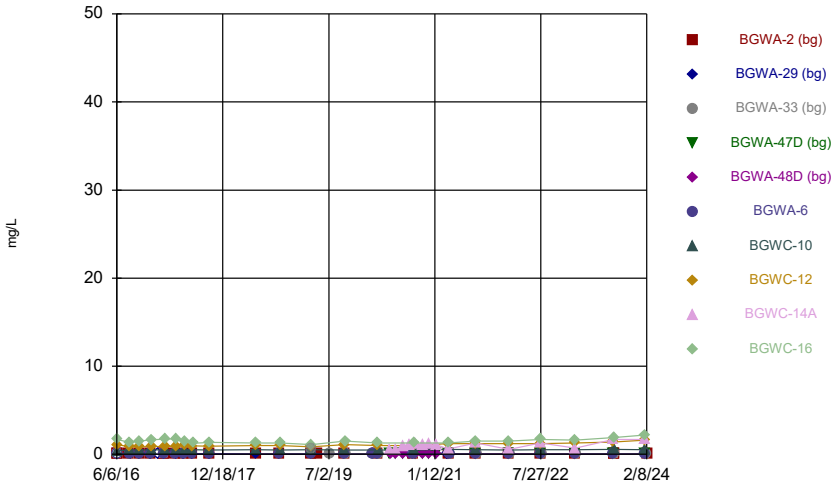

Constituent: Boron Analysis Run 8/7/2024 11:11 AM
Plant Bowen Client: Southern Company Data: Bowen AP-1

Sanitas™ v.10.0.20 Software licensed to Groundwater Stats Consulting. UG

Time Series

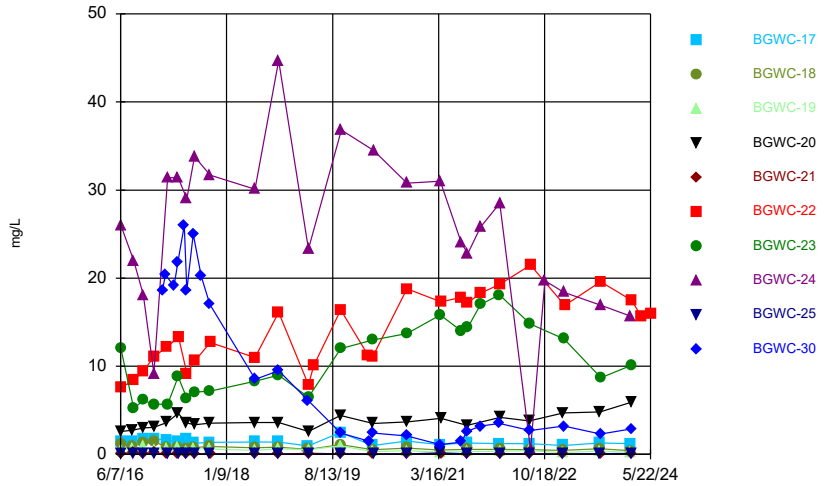

Constituent: Boron Analysis Run 8/7/2024 11:11 AM
Plant Bowen Client: Southern Company Data: Bowen AP-1

Sanitas™ v.10.0.20 Software licensed to Groundwater Stats Consulting. UG

Time Series

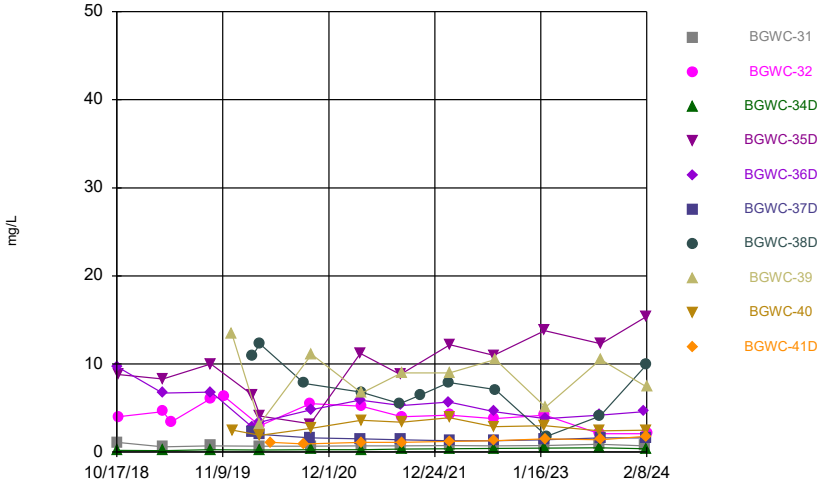

Constituent: Boron Analysis Run 8/7/2024 11:11 AM
Plant Bowen Client: Southern Company Data: Bowen AP-1

Sanitas™ v.10.0.20 Software licensed to Groundwater Stats Consulting. UG

Time Series

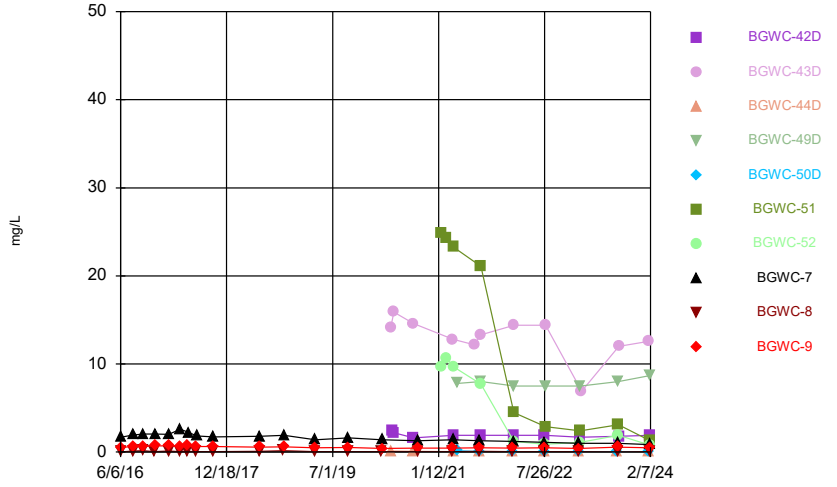

Constituent: Boron Analysis Run 8/7/2024 11:11 AM
Plant Bowen Client: Southern Company Data: Bowen AP-1

Sanitas™ v.10.0.20 Software licensed to Groundwater Stats Consulting. UG
Hollow symbols indicate censored values.

Time Series

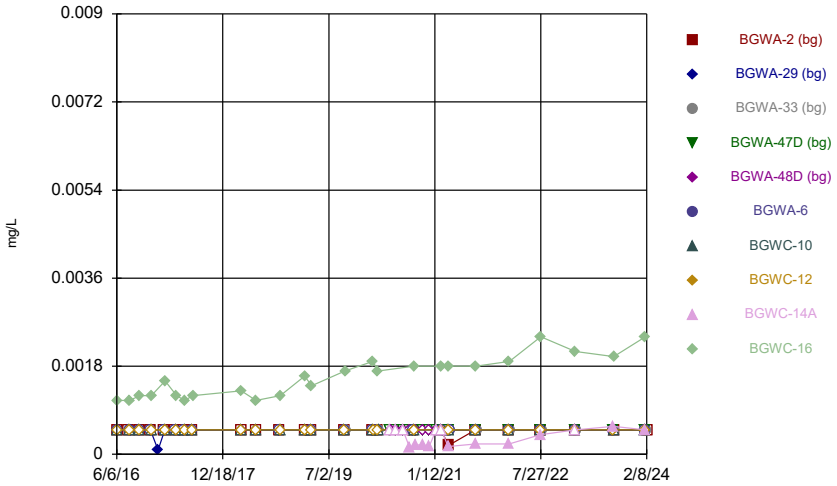

Constituent: Cadmium Analysis Run 8/7/2024 11:11 AM
Plant Bowen Client: Southern Company Data: Bowen AP-1

Sanitas™ v.10.0.20 Software licensed to Groundwater Stats Consulting. UG
Hollow symbols indicate censored values.

Time Series

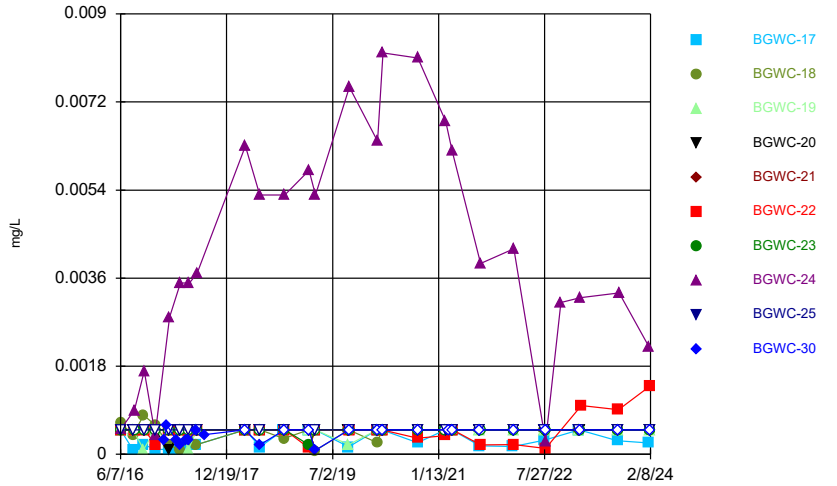

Constituent: Cadmium Analysis Run 8/7/2024 11:11 AM
Plant Bowen Client: Southern Company Data: Bowen AP-1

Sanitas™ v.10.0.20 Software licensed to Groundwater Stats Consulting. UG
Hollow symbols indicate censored values.

Time Series

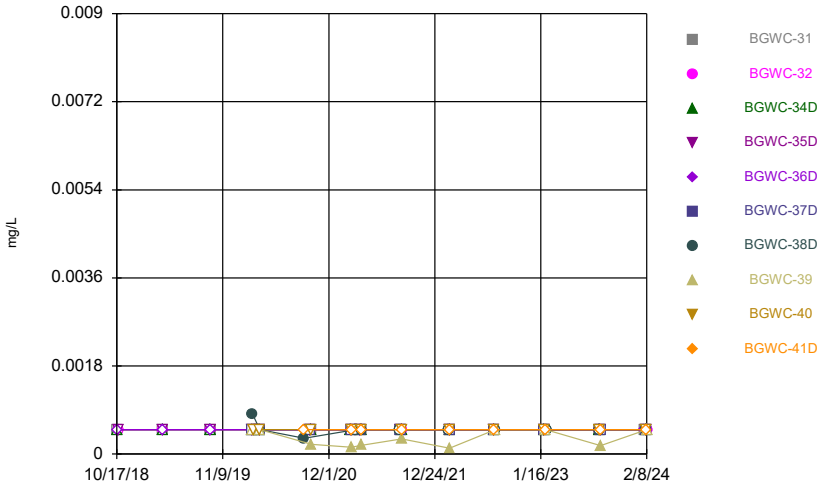

Constituent: Cadmium Analysis Run 8/7/2024 11:11 AM
Plant Bowen Client: Southern Company Data: Bowen AP-1

Sanitas™ v.10.0.20 Software licensed to Groundwater Stats Consulting. UG
Hollow symbols indicate censored values.

Time Series

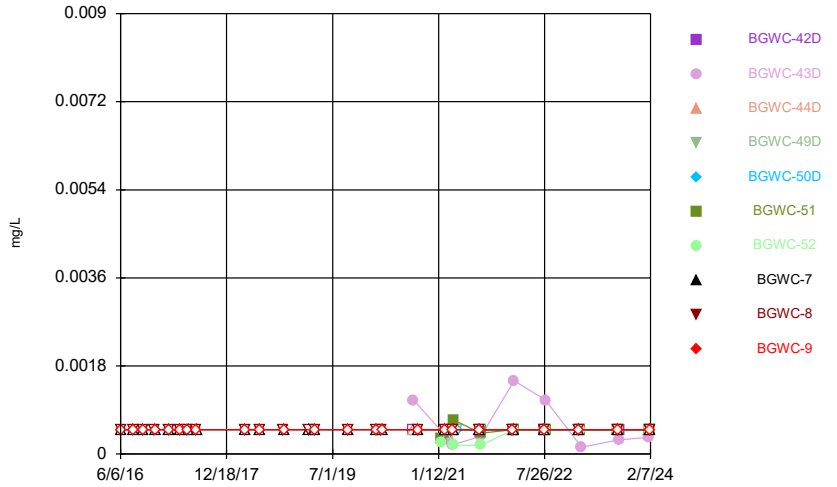

Constituent: Cadmium Analysis Run 8/7/2024 11:11 AM
Plant Bowen Client: Southern Company Data: Bowen AP-1

Sanitas™ v.10.0.20 Software licensed to Groundwater Stats Consulting. UG

Time Series

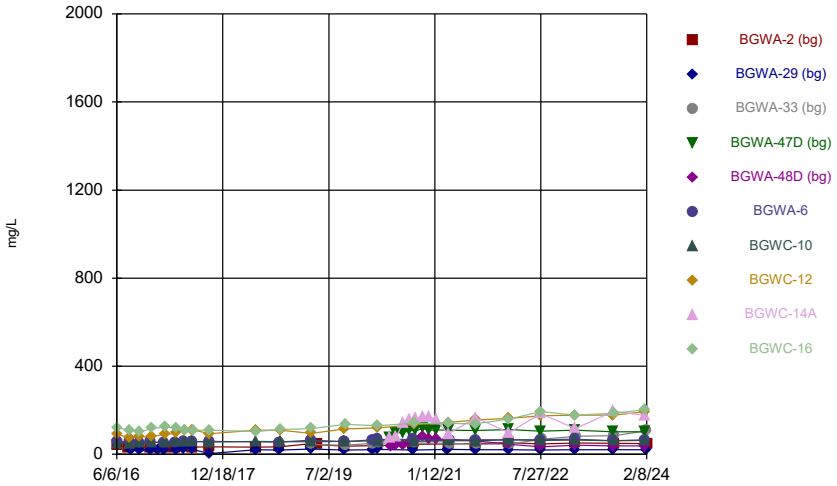

Constituent: Calcium Analysis Run 8/7/2024 11:11 AM

Plant Bowen Client: Southern Company Data: Bowen AP-1

Sanitas™ v.10.0.20 Software licensed to Groundwater Stats Consulting. UG

Time Series

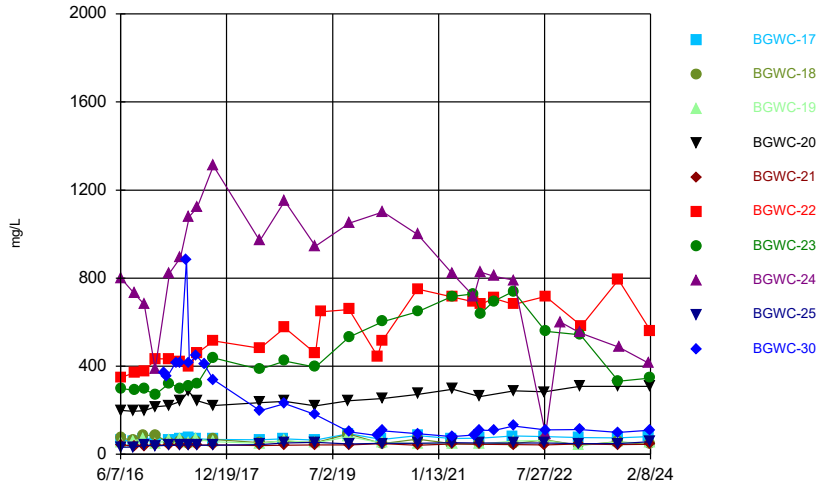

Constituent: Calcium Analysis Run 8/7/2024 11:11 AM

Plant Bowen Client: Southern Company Data: Bowen AP-1

Sanitas™ v.10.0.20 Software licensed to Groundwater Stats Consulting. UG

Time Series

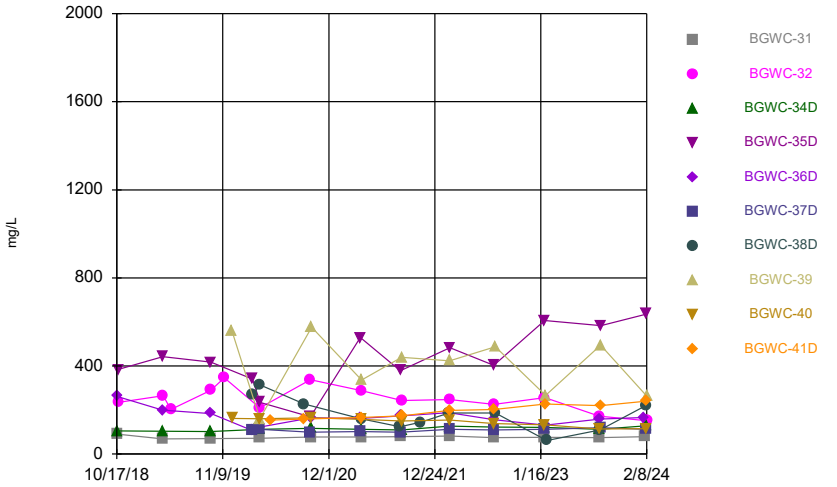

Constituent: Calcium Analysis Run 8/7/2024 11:11 AM

Plant Bowen Client: Southern Company Data: Bowen AP-1

Sanitas™ v.10.0.20 Software licensed to Groundwater Stats Consulting. UG

Time Series

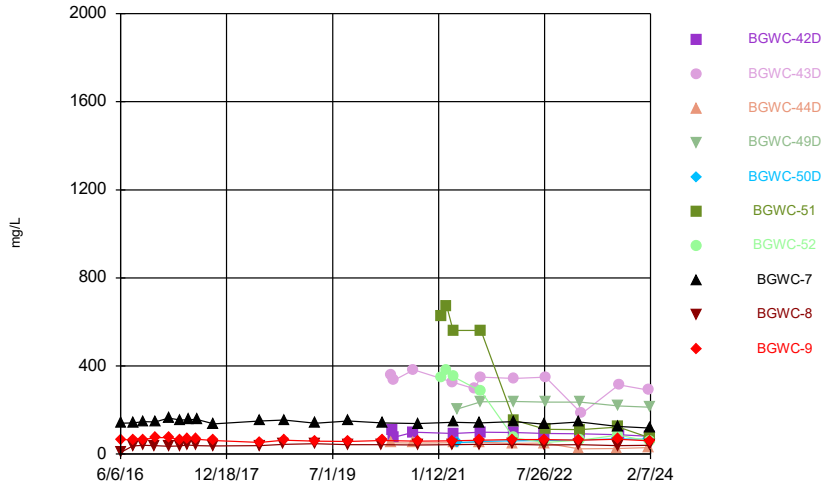

Constituent: Calcium Analysis Run 8/7/2024 11:11 AM

Plant Bowen Client: Southern Company Data: Bowen AP-1

Sanitas™ v.10.0.20 Software licensed to Groundwater Stats Consulting. UG

Time Series

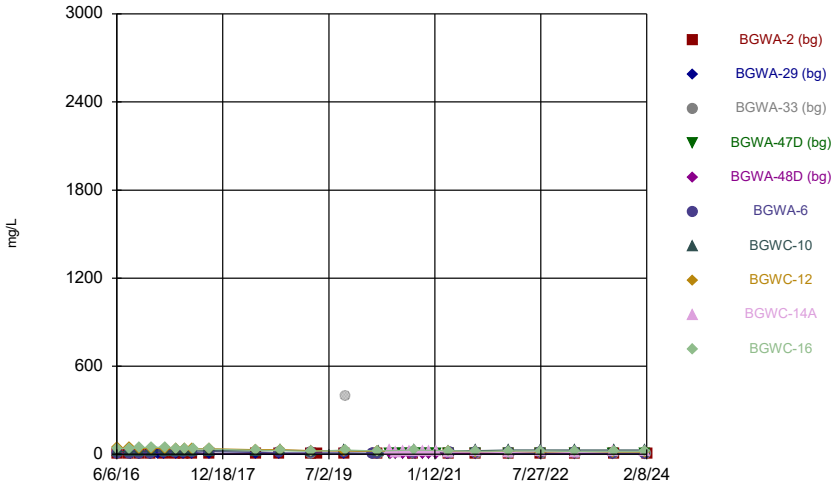

Constituent: Chloride Analysis Run 8/7/2024 11:12 AM

Plant Bowen Client: Southern Company Data: Bowen AP-1

Sanitas™ v.10.0.20 Software licensed to Groundwater Stats Consulting. UG

Time Series

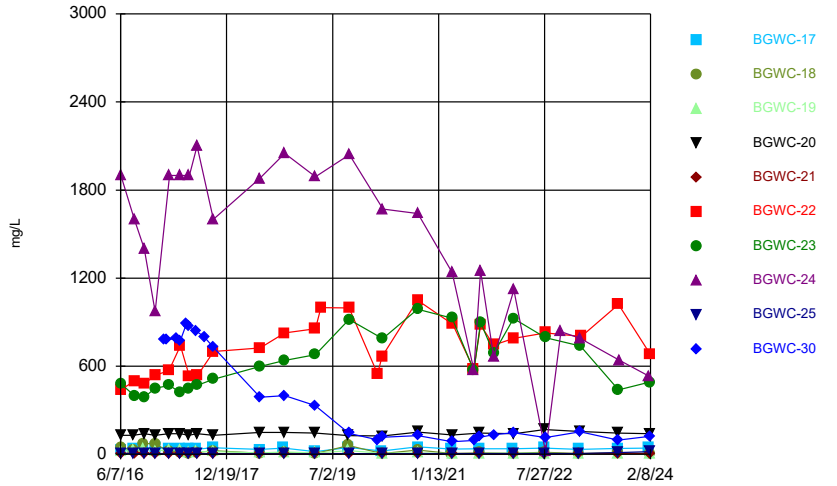

Constituent: Chloride Analysis Run 8/7/2024 11:12 AM

Plant Bowen Client: Southern Company Data: Bowen AP-1

Sanitas™ v.10.0.20 Software licensed to Groundwater Stats Consulting. UG

Time Series

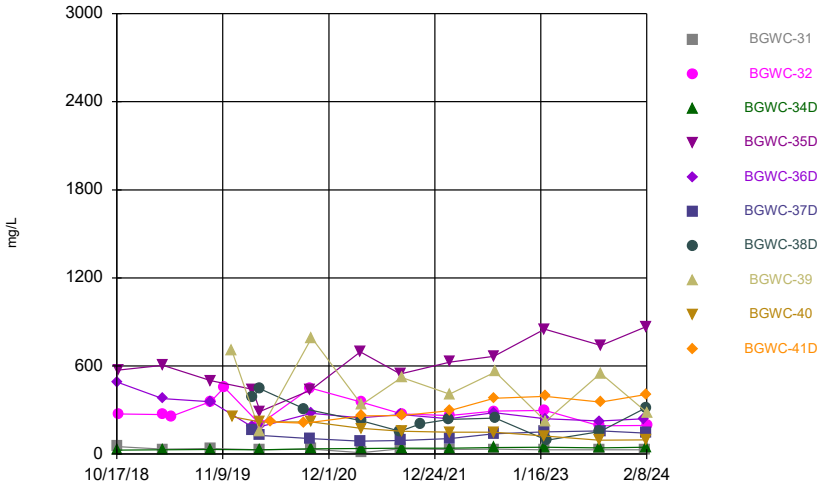

Constituent: Chloride Analysis Run 8/7/2024 11:12 AM

Plant Bowen Client: Southern Company Data: Bowen AP-1

Sanitas™ v.10.0.20 Software licensed to Groundwater Stats Consulting. UG

Time Series

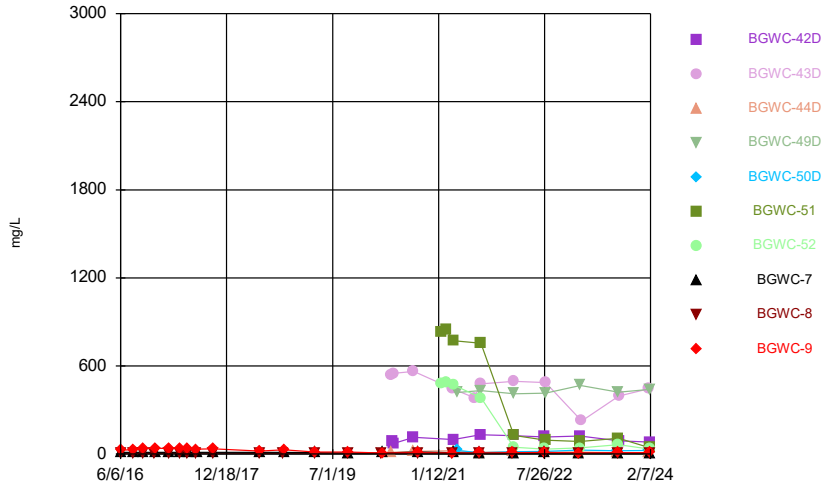

Constituent: Chloride Analysis Run 8/7/2024 11:12 AM

Plant Bowen Client: Southern Company Data: Bowen AP-1

Sanitas™ v.10.0.20 Software licensed to Groundwater Stats Consulting. UG
Hollow symbols indicate censored values.

Time Series

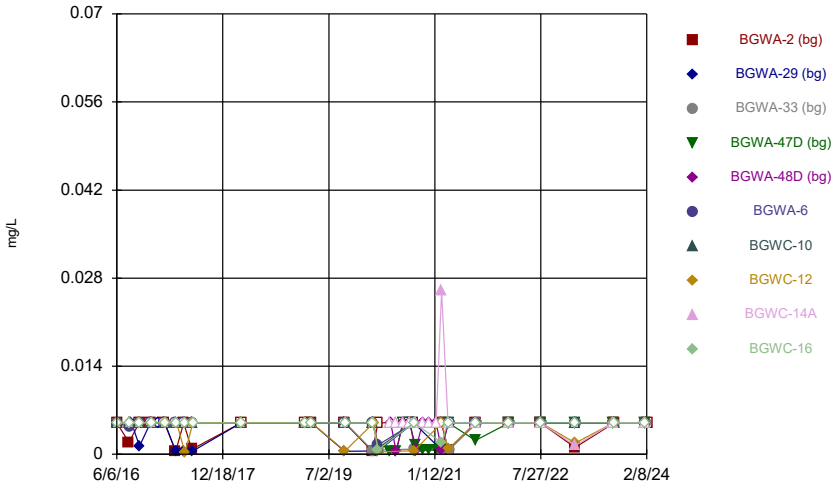

Constituent: Chromium Analysis Run 8/7/2024 11:12 AM
Plant Bowen Client: Southern Company Data: Bowen AP-1

Sanitas™ v.10.0.20 Software licensed to Groundwater Stats Consulting. UG
Hollow symbols indicate censored values.

Time Series

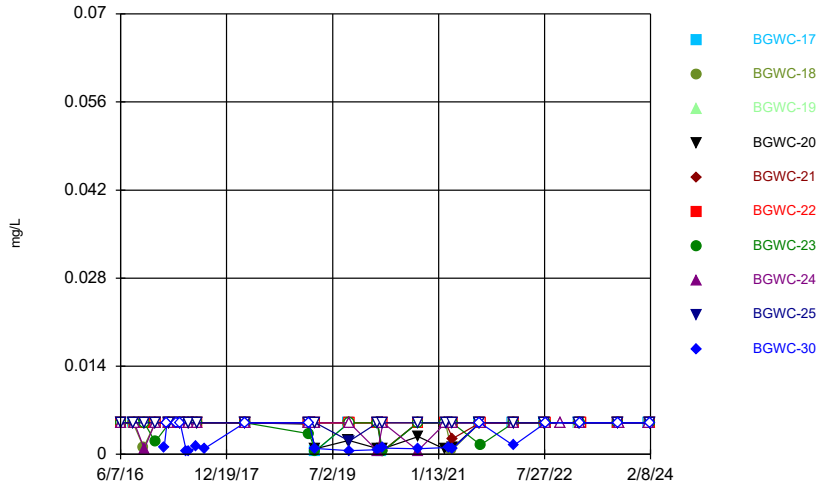

Constituent: Chromium Analysis Run 8/7/2024 11:12 AM
Plant Bowen Client: Southern Company Data: Bowen AP-1

Sanitas™ v.10.0.20 Software licensed to Groundwater Stats Consulting. UG
Hollow symbols indicate censored values.

Time Series

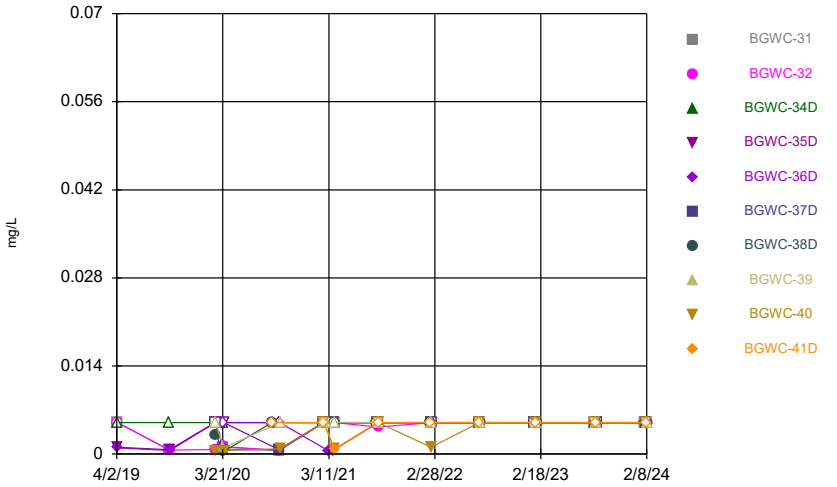

Constituent: Chromium Analysis Run 8/7/2024 11:12 AM
Plant Bowen Client: Southern Company Data: Bowen AP-1

Sanitas™ v.10.0.20 Software licensed to Groundwater Stats Consulting. UG
Hollow symbols indicate censored values.

Time Series

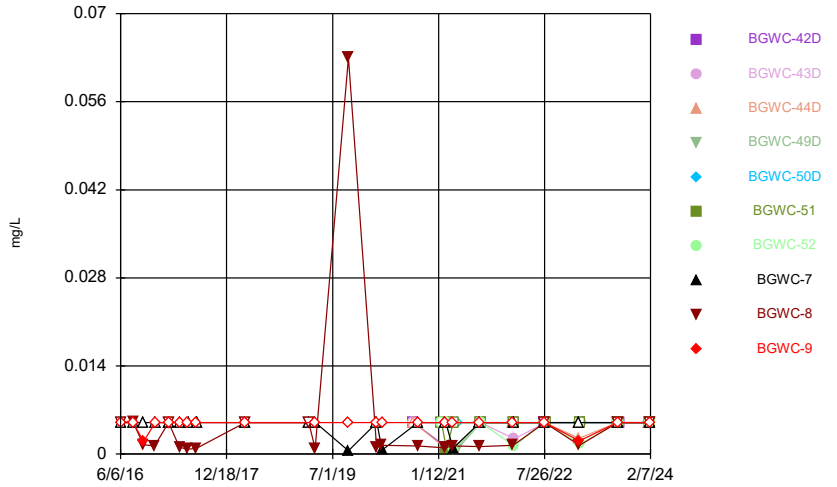

Constituent: Chromium Analysis Run 8/7/2024 11:12 AM
Plant Bowen Client: Southern Company Data: Bowen AP-1

Sanitas™ v.10.0.20 Software licensed to Groundwater Stats Consulting. UG
Hollow symbols indicate censored values.

Time Series

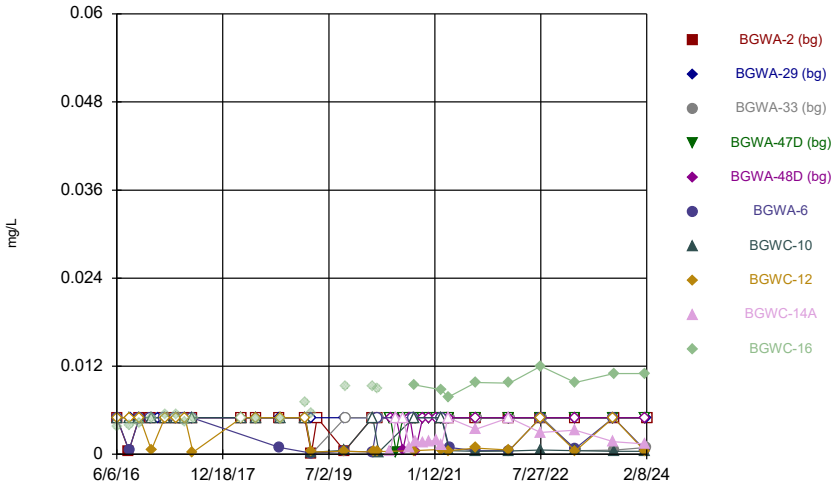

Constituent: Cobalt Analysis Run 8/7/2024 11:12 AM
Plant Bowen Client: Southern Company Data: Bowen AP-1

Sanitas™ v.10.0.20 Software licensed to Groundwater Stats Consulting. UG
Hollow symbols indicate censored values.

Time Series

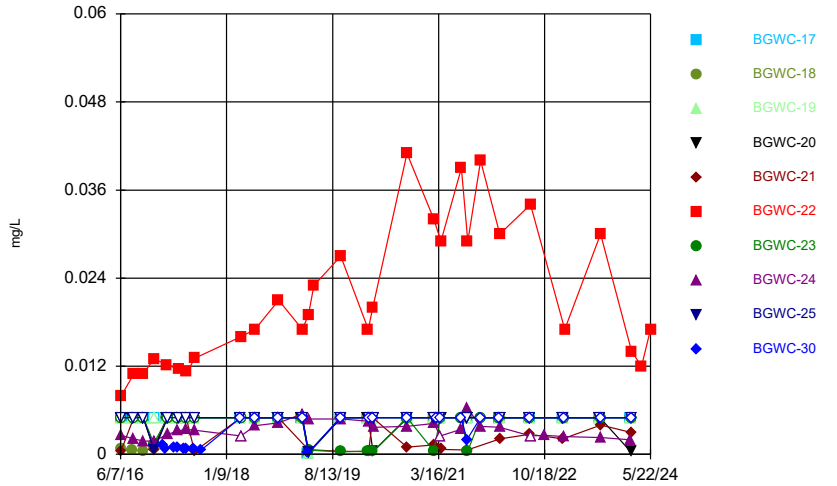

Constituent: Cobalt Analysis Run 8/7/2024 11:12 AM
Plant Bowen Client: Southern Company Data: Bowen AP-1

Sanitas™ v.10.0.20 Software licensed to Groundwater Stats Consulting. UG
Hollow symbols indicate censored values.

Time Series

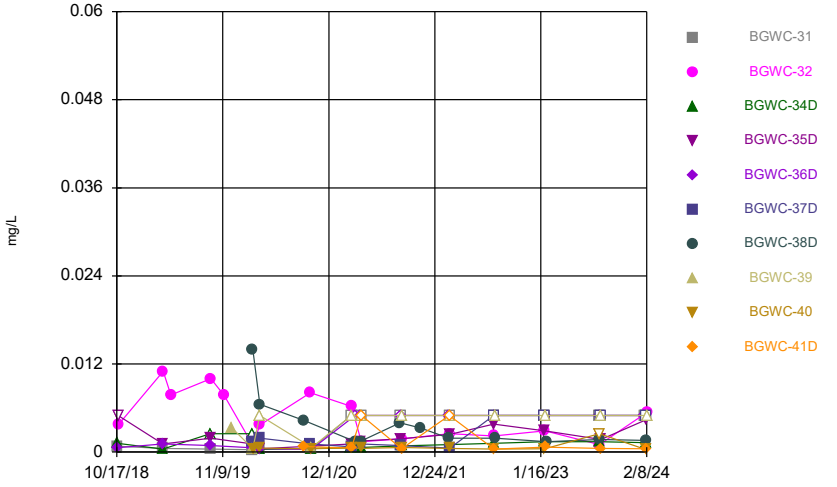

Constituent: Cobalt Analysis Run 8/7/2024 11:12 AM
Plant Bowen Client: Southern Company Data: Bowen AP-1

Sanitas™ v.10.0.20 Software licensed to Groundwater Stats Consulting. UG
Hollow symbols indicate censored values.

Time Series

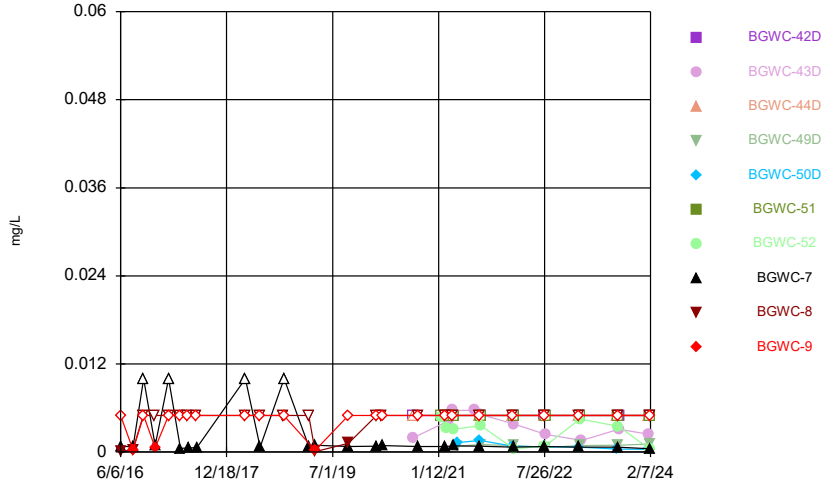

Constituent: Cobalt Analysis Run 8/7/2024 11:12 AM
Plant Bowen Client: Southern Company Data: Bowen AP-1

Sanitas™ v.10.0.20 Software licensed to Groundwater Stats Consulting. UG

Time Series

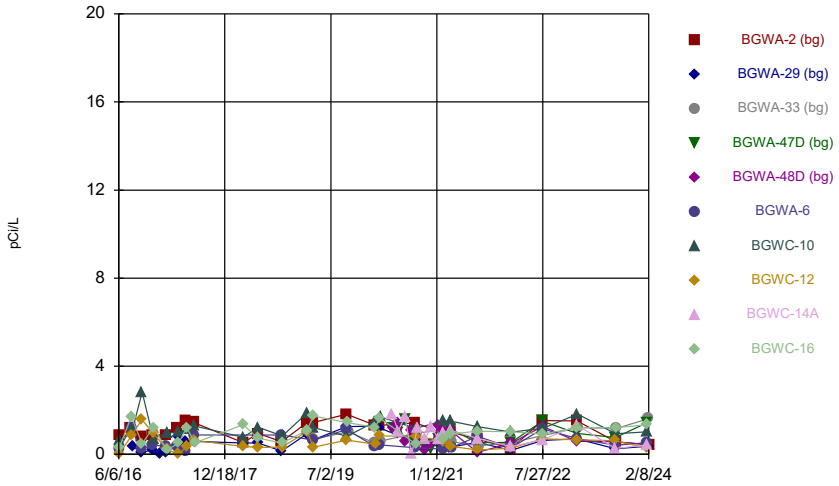

Constituent: Combined Radium 226 + 228 Analysis Run 8/7/2024 11:12 AM

Plant Bowen Client: Southern Company Data: Bowen AP-1

Sanitas™ v.10.0.20 Software licensed to Groundwater Stats Consulting. UG

Time Series

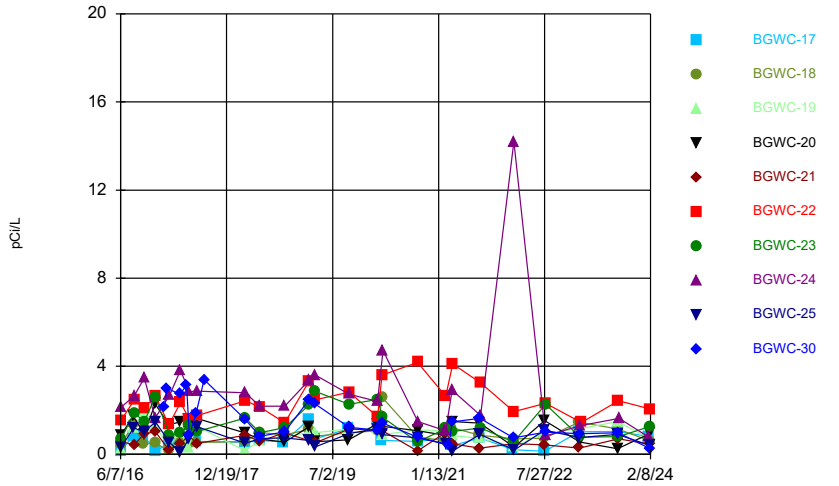

Constituent: Combined Radium 226 + 228 Analysis Run 8/7/2024 11:12 AM

Plant Bowen Client: Southern Company Data: Bowen AP-1

Sanitas™ v.10.0.20 Software licensed to Groundwater Stats Consulting. UG

Time Series

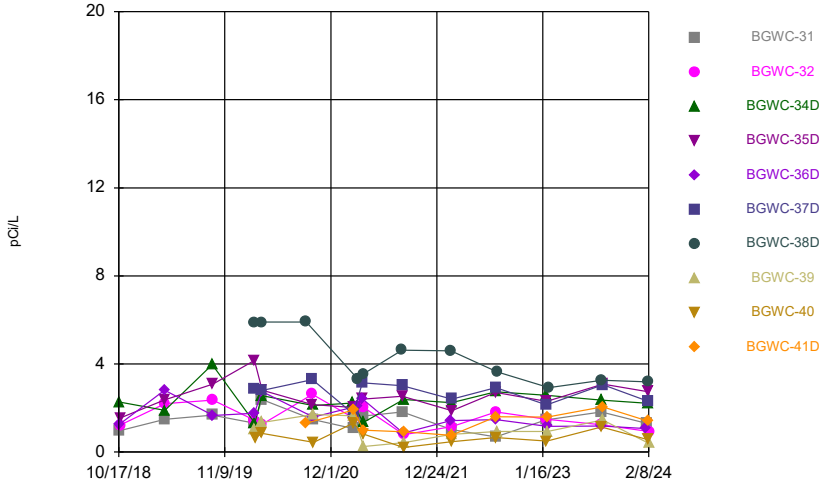

Constituent: Combined Radium 226 + 228 Analysis Run 8/7/2024 11:12 AM

Plant Bowen Client: Southern Company Data: Bowen AP-1

Sanitas™ v.10.0.20 Software licensed to Groundwater Stats Consulting. UG

Time Series

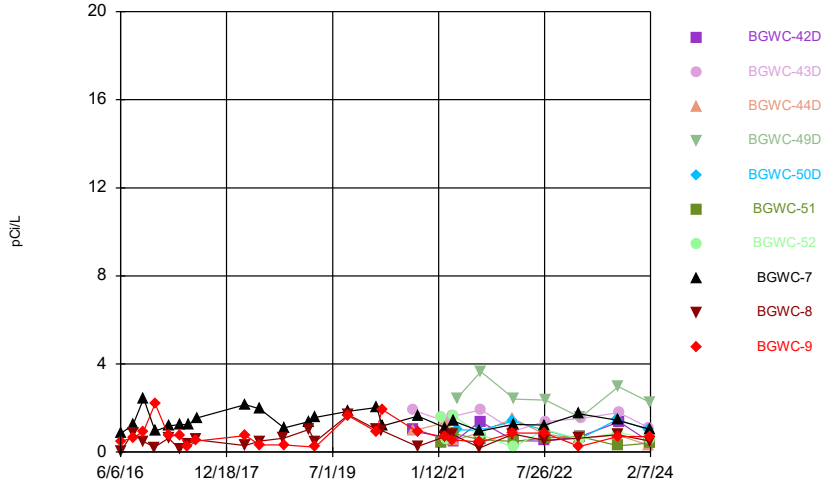

Constituent: Combined Radium 226 + 228 Analysis Run 8/7/2024 11:12 AM

Plant Bowen Client: Southern Company Data: Bowen AP-1

Sanitas™ v.10.0.20 Software licensed to Groundwater Stats Consulting. UG
Hollow symbols indicate censored values.

Time Series

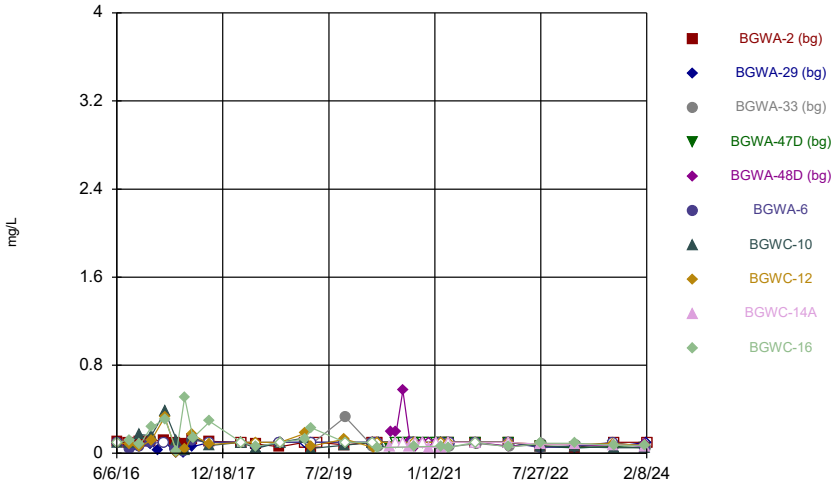

Constituent: Fluoride Analysis Run 8/7/2024 11:12 AM
Plant Bowen Client: Southern Company Data: Bowen AP-1

Sanitas™ v.10.0.20 Software licensed to Groundwater Stats Consulting. UG
Hollow symbols indicate censored values.

Time Series

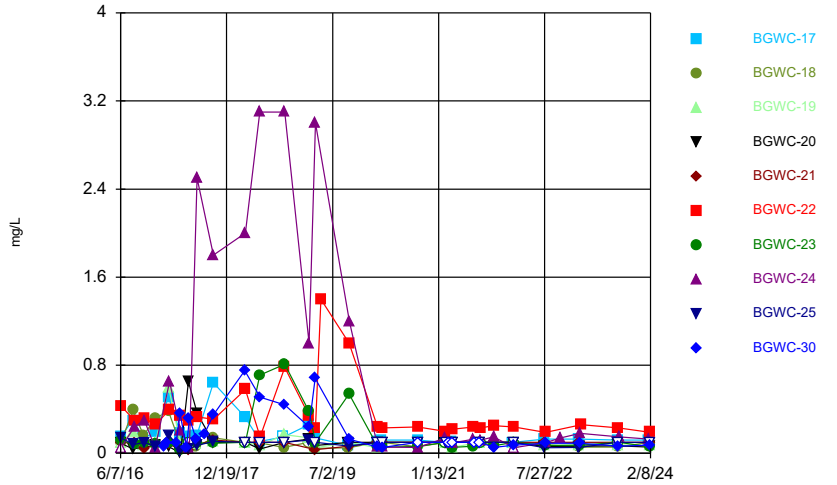

Constituent: Fluoride Analysis Run 8/7/2024 11:12 AM
Plant Bowen Client: Southern Company Data: Bowen AP-1

Sanitas™ v.10.0.20 Software licensed to Groundwater Stats Consulting. UG
Hollow symbols indicate censored values.

Time Series

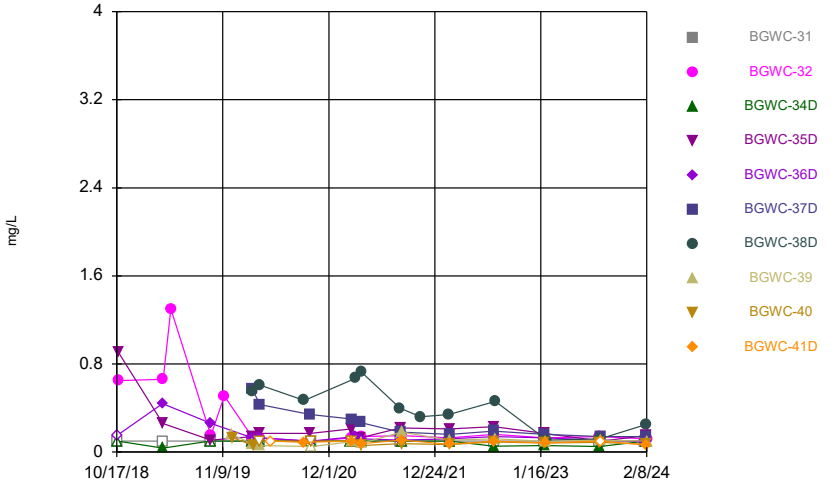

Constituent: Fluoride Analysis Run 8/7/2024 11:12 AM
Plant Bowen Client: Southern Company Data: Bowen AP-1

Sanitas™ v.10.0.20 Software licensed to Groundwater Stats Consulting. UG
Hollow symbols indicate censored values.

Time Series

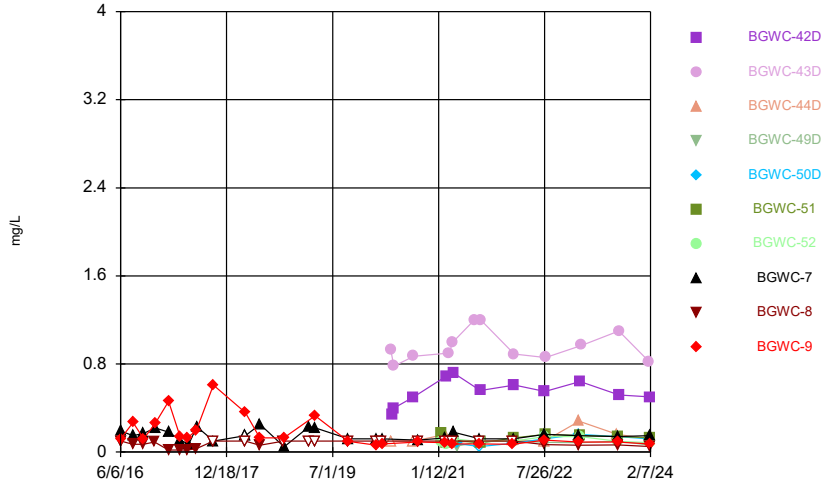

Constituent: Fluoride Analysis Run 8/7/2024 11:12 AM
Plant Bowen Client: Southern Company Data: Bowen AP-1

Sanitas™ v.10.0.20 Software licensed to Groundwater Stats Consulting. UG
Hollow symbols indicate censored values.

Time Series

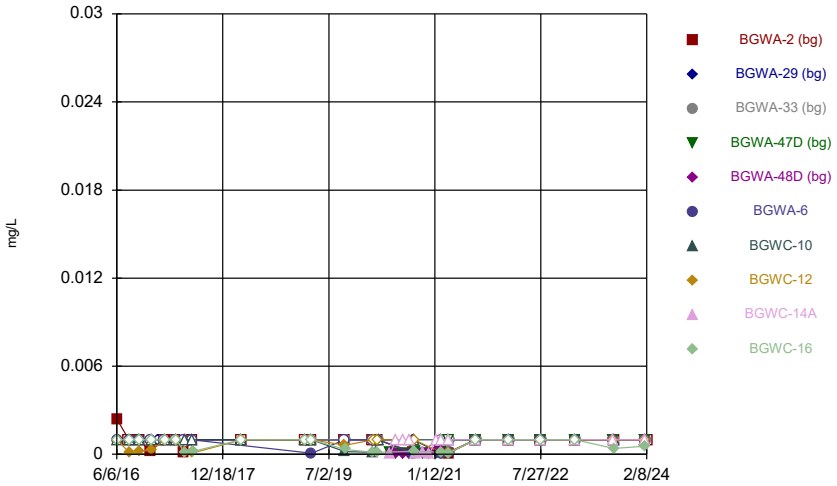

Constituent: Lead Analysis Run 8/7/2024 11:12 AM
Plant Bowen Client: Southern Company Data: Bowen AP-1

Sanitas™ v.10.0.20 Software licensed to Groundwater Stats Consulting. UG
Hollow symbols indicate censored values.

Time Series

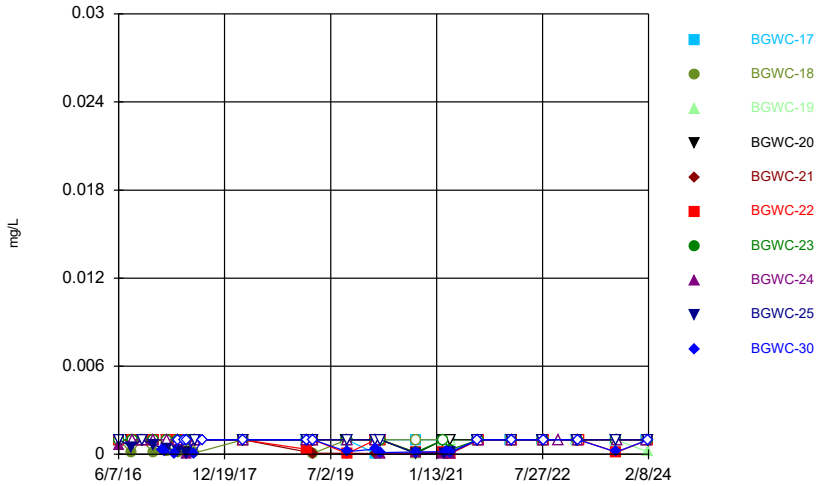

Constituent: Lead Analysis Run 8/7/2024 11:12 AM
Plant Bowen Client: Southern Company Data: Bowen AP-1

Sanitas™ v.10.0.20 Software licensed to Groundwater Stats Consulting. UG
Hollow symbols indicate censored values.

Time Series

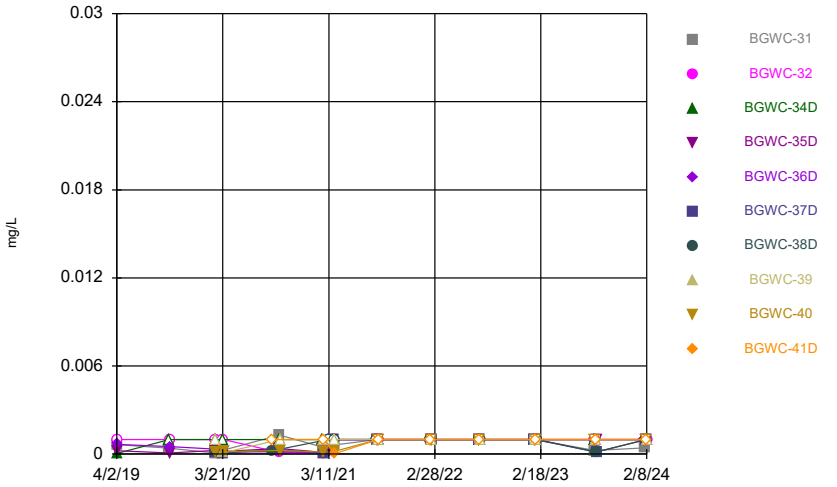

Constituent: Lead Analysis Run 8/7/2024 11:12 AM
Plant Bowen Client: Southern Company Data: Bowen AP-1

Sanitas™ v.10.0.20 Software licensed to Groundwater Stats Consulting. UG
Hollow symbols indicate censored values.

Time Series

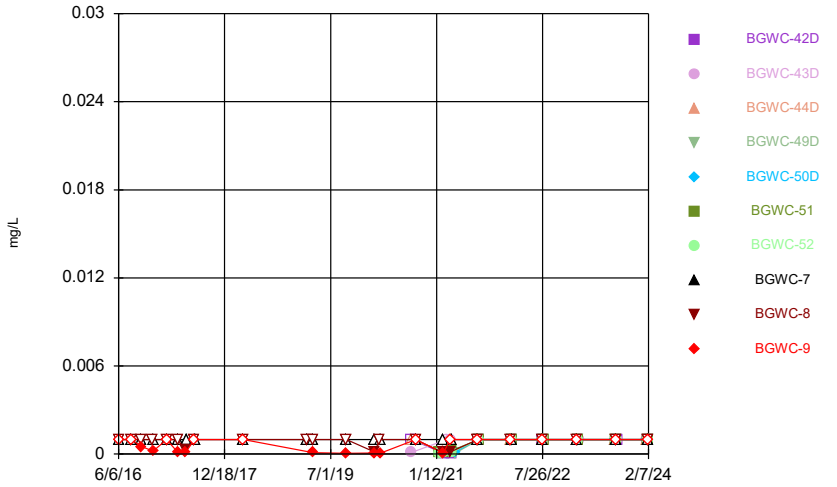

Constituent: Lead Analysis Run 8/7/2024 11:12 AM
Plant Bowen Client: Southern Company Data: Bowen AP-1

Sanitas™ v.10.0.20 Software licensed to Groundwater Stats Consulting. UG
Hollow symbols indicate censored values.

Time Series

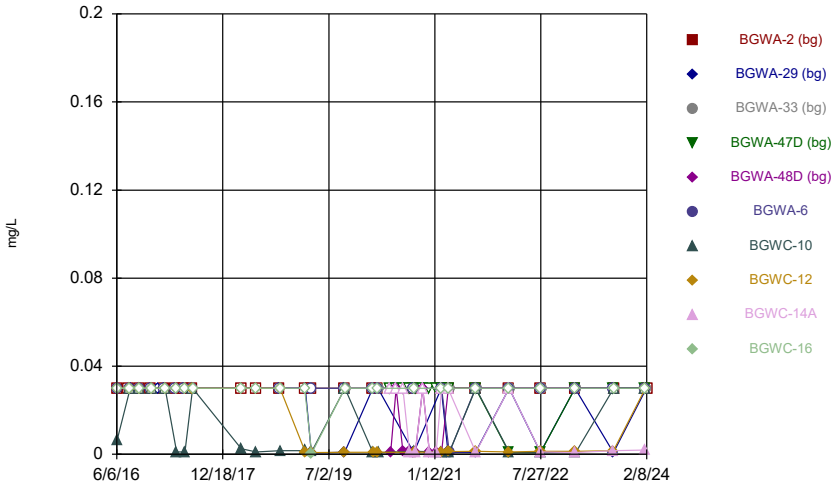

Constituent: Lithium Analysis Run 8/7/2024 11:12 AM
Plant Bowen Client: Southern Company Data: Bowen AP-1

Sanitas™ v.10.0.20 Software licensed to Groundwater Stats Consulting. UG
Hollow symbols indicate censored values.

Time Series

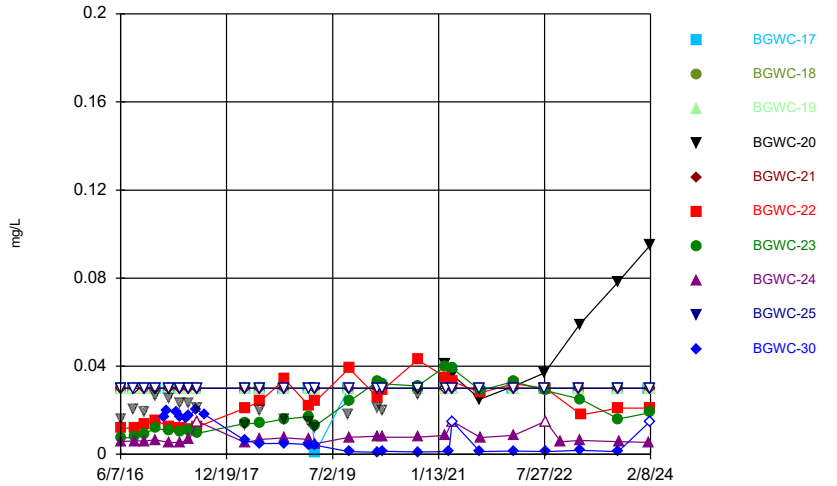

Constituent: Lithium Analysis Run 8/7/2024 11:12 AM
Plant Bowen Client: Southern Company Data: Bowen AP-1

Sanitas™ v.10.0.20 Software licensed to Groundwater Stats Consulting. UG
Hollow symbols indicate censored values.

Time Series

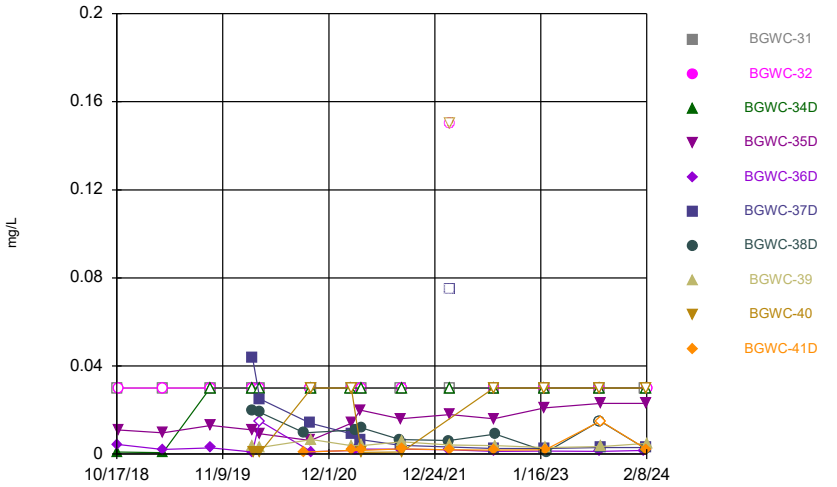

Constituent: Lithium Analysis Run 8/7/2024 11:12 AM
Plant Bowen Client: Southern Company Data: Bowen AP-1

Sanitas™ v.10.0.20 Software licensed to Groundwater Stats Consulting. UG
Hollow symbols indicate censored values.

Time Series

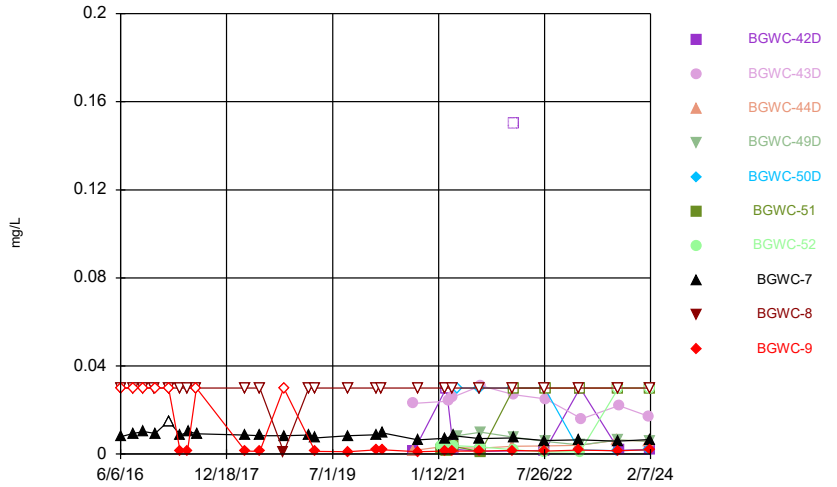

Constituent: Lithium Analysis Run 8/7/2024 11:12 AM
Plant Bowen Client: Southern Company Data: Bowen AP-1

Sanitas™ v.10.0.20 Software licensed to Groundwater Stats Consulting. UG
Hollow symbols indicate censored values.

Time Series

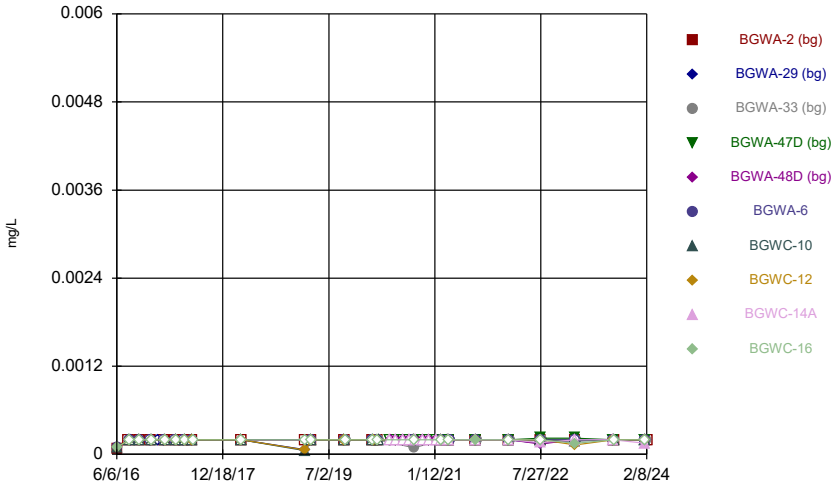

Constituent: Mercury Analysis Run 8/7/2024 11:12 AM
Plant Bowen Client: Southern Company Data: Bowen AP-1

Sanitas™ v.10.0.20 Software licensed to Groundwater Stats Consulting. UG
Hollow symbols indicate censored values.

Time Series

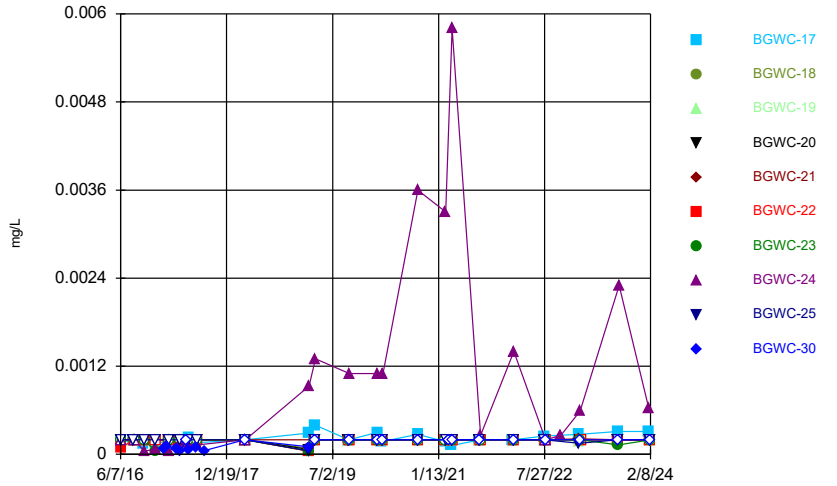

Constituent: Mercury Analysis Run 8/7/2024 11:12 AM
Plant Bowen Client: Southern Company Data: Bowen AP-1

Sanitas™ v.10.0.20 Software licensed to Groundwater Stats Consulting. UG
Hollow symbols indicate censored values.

Time Series

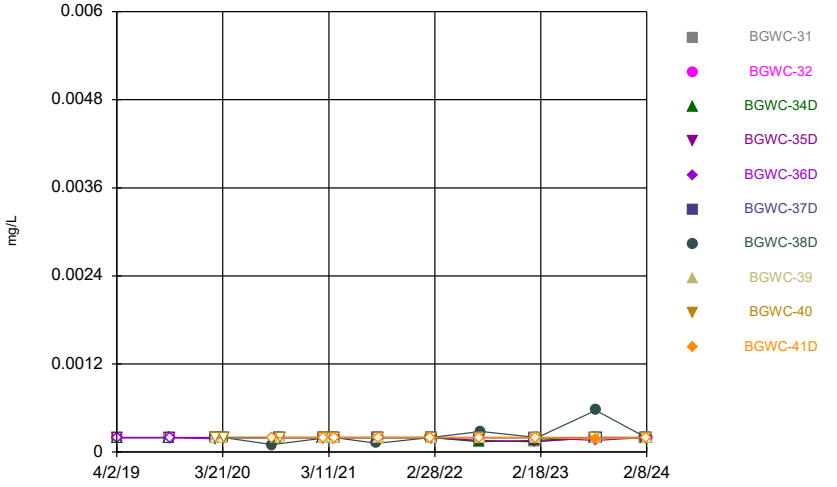

Constituent: Mercury Analysis Run 8/7/2024 11:12 AM
Plant Bowen Client: Southern Company Data: Bowen AP-1

Sanitas™ v.10.0.20 Software licensed to Groundwater Stats Consulting. UG
Hollow symbols indicate censored values.

Time Series

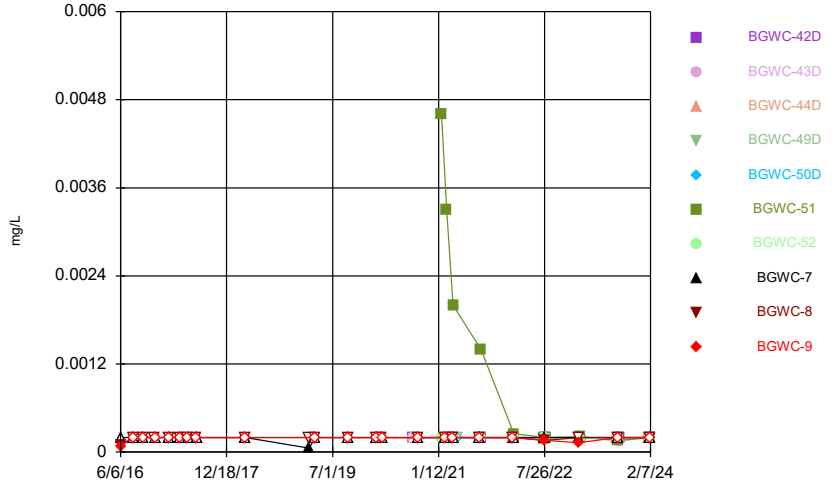

Constituent: Mercury Analysis Run 8/7/2024 11:12 AM
Plant Bowen Client: Southern Company Data: Bowen AP-1

Sanitas™ v.10.0.20 Software licensed to Groundwater Stats Consulting. UG
Hollow symbols indicate censored values.

Time Series

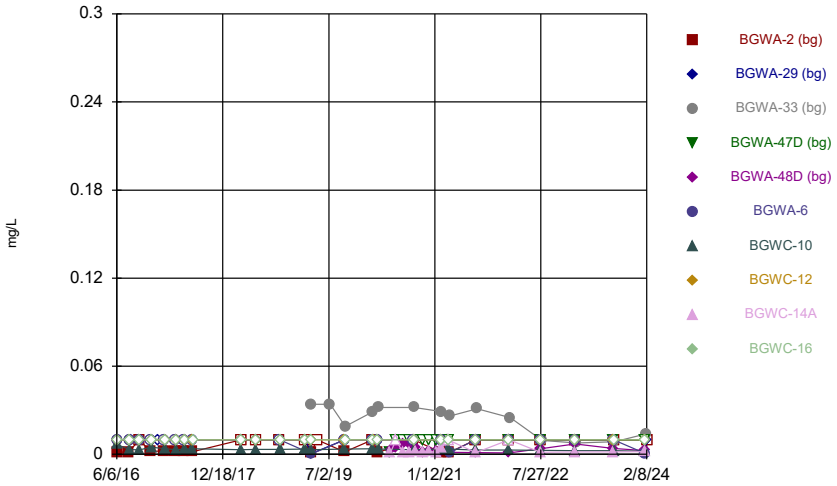

Constituent: Molybdenum Analysis Run 8/7/2024 11:12 AM
Plant Bowen Client: Southern Company Data: Bowen AP-1

Sanitas™ v.10.0.20 Software licensed to Groundwater Stats Consulting. UG
Hollow symbols indicate censored values.

Time Series

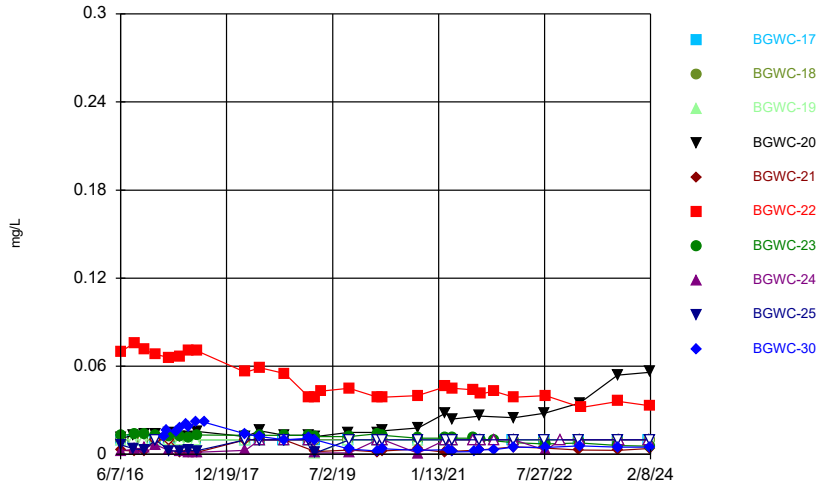

Constituent: Molybdenum Analysis Run 8/7/2024 11:12 AM
Plant Bowen Client: Southern Company Data: Bowen AP-1

Sanitas™ v.10.0.20 Software licensed to Groundwater Stats Consulting. UG
Hollow symbols indicate censored values.

Time Series

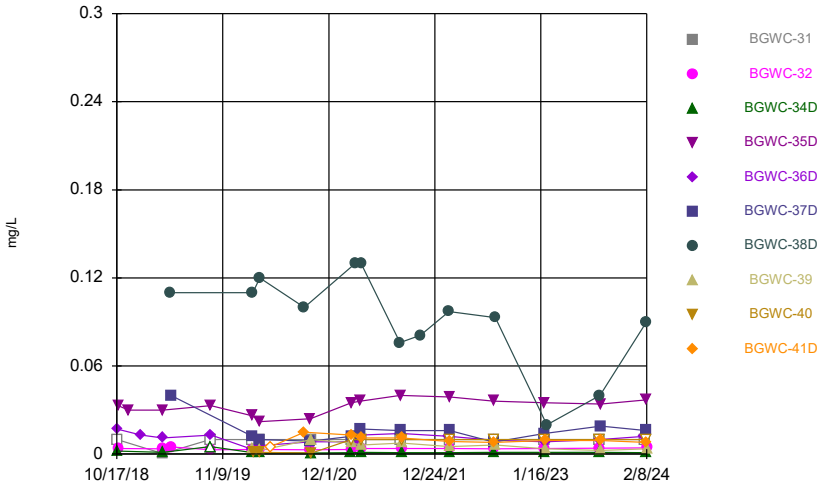

Constituent: Molybdenum Analysis Run 8/7/2024 11:12 AM
Plant Bowen Client: Southern Company Data: Bowen AP-1

Sanitas™ v.10.0.20 Software licensed to Groundwater Stats Consulting. UG
Hollow symbols indicate censored values.

Time Series

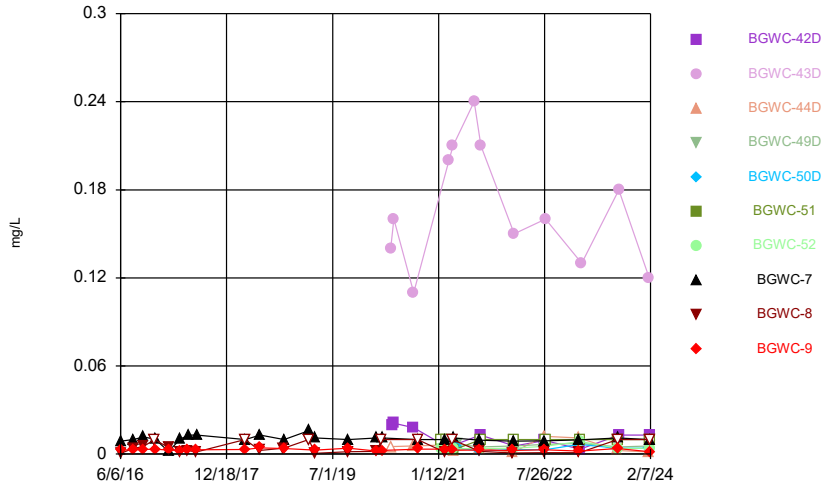

Constituent: Molybdenum Analysis Run 8/7/2024 11:12 AM
Plant Bowen Client: Southern Company Data: Bowen AP-1

Sanitas™ v.10.0.20 Software licensed to Groundwater Stats Consulting. UG

Time Series

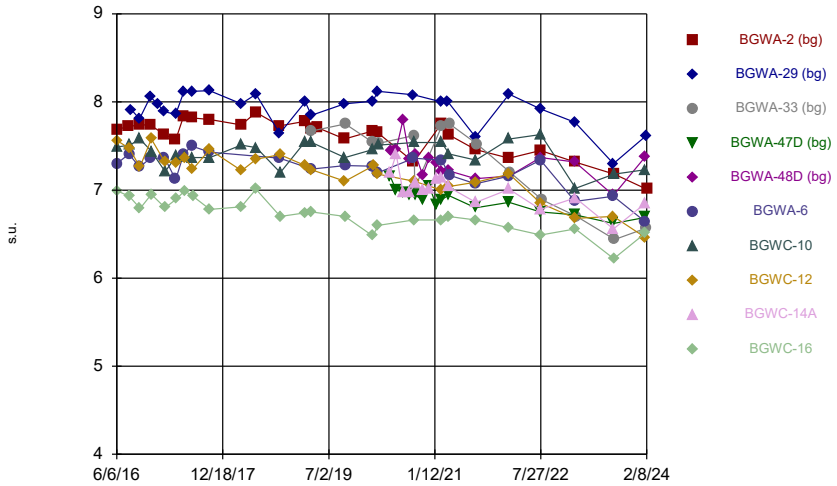

Constituent: pH Analysis Run 8/7/2024 11:12 AM

Plant Bowen Client: Southern Company Data: Bowen AP-1

Sanitas™ v.10.0.20 Software licensed to Groundwater Stats Consulting. UG

Time Series

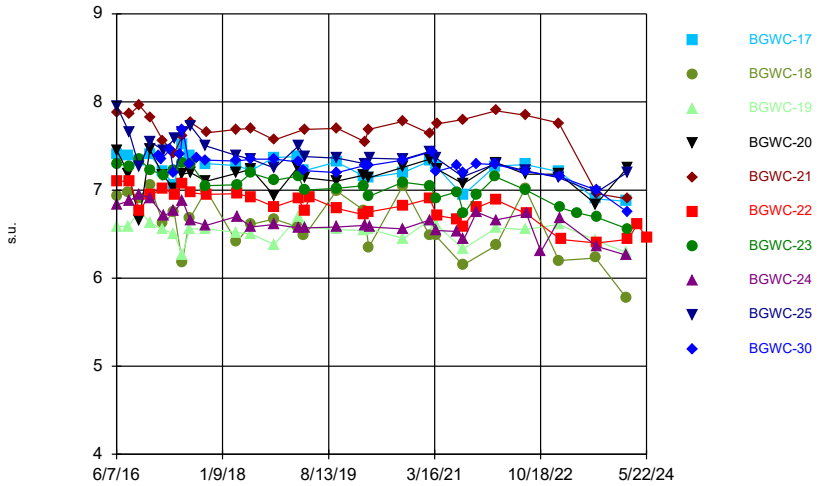

Constituent: pH Analysis Run 8/7/2024 11:12 AM

Plant Bowen Client: Southern Company Data: Bowen AP-1

Sanitas™ v.10.0.20 Software licensed to Groundwater Stats Consulting. UG

Time Series

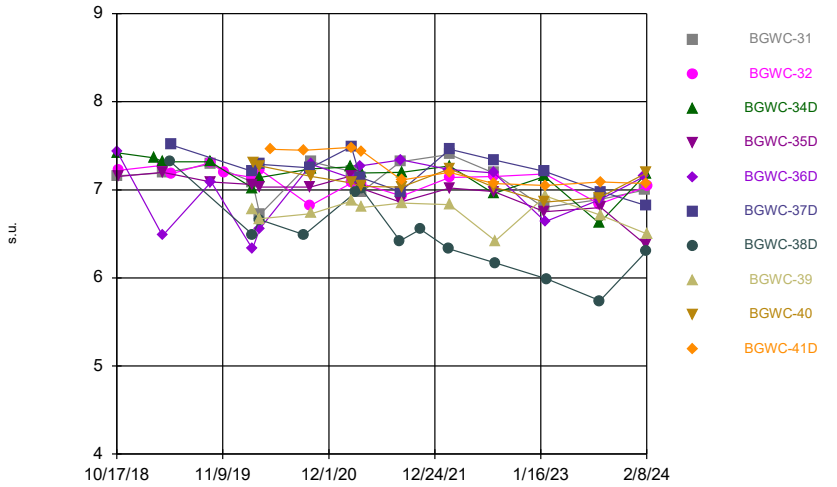

Constituent: pH Analysis Run 8/7/2024 11:12 AM

Plant Bowen Client: Southern Company Data: Bowen AP-1

Sanitas™ v.10.0.20 Software licensed to Groundwater Stats Consulting. UG

Time Series

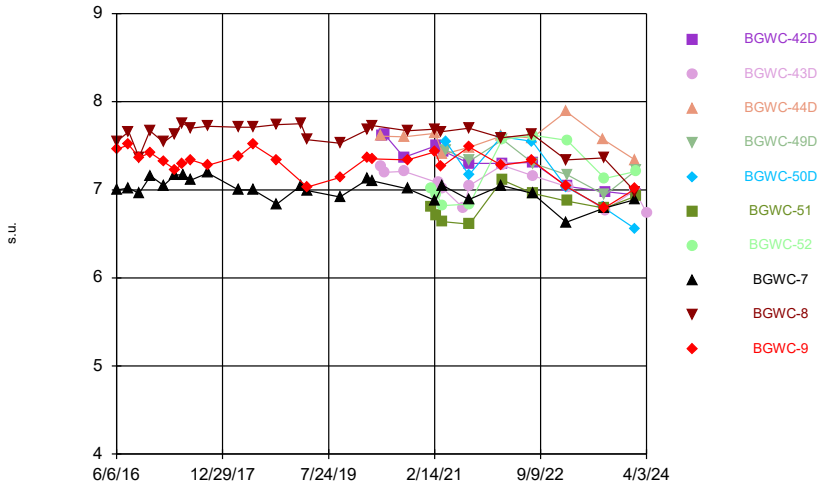

Constituent: pH Analysis Run 8/7/2024 11:12 AM

Plant Bowen Client: Southern Company Data: Bowen AP-1

Sanitas™ v.10.0.20 Software licensed to Groundwater Stats Consulting. UG
Hollow symbols indicate censored values.

Time Series

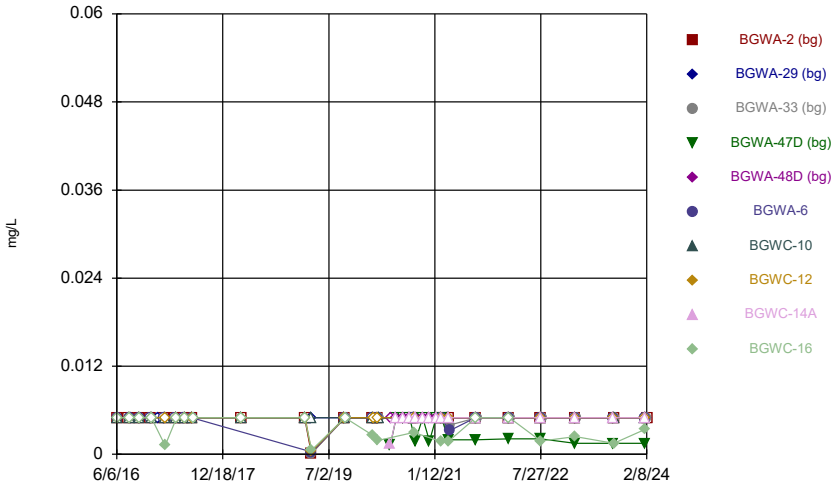

Constituent: Selenium Analysis Run 8/7/2024 11:13 AM
Plant Bowen Client: Southern Company Data: Bowen AP-1

Sanitas™ v.10.0.20 Software licensed to Groundwater Stats Consulting. UG
Hollow symbols indicate censored values.

Time Series

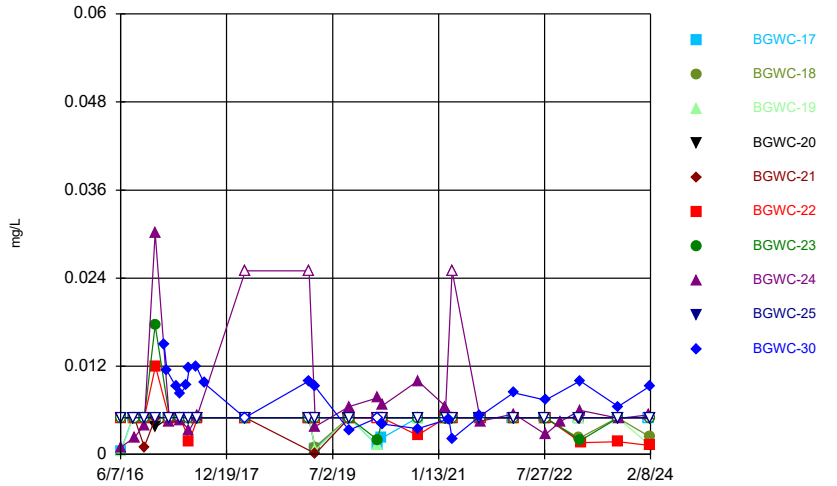

Constituent: Selenium Analysis Run 8/7/2024 11:13 AM
Plant Bowen Client: Southern Company Data: Bowen AP-1

Sanitas™ v.10.0.20 Software licensed to Groundwater Stats Consulting. UG
Hollow symbols indicate censored values.

Time Series

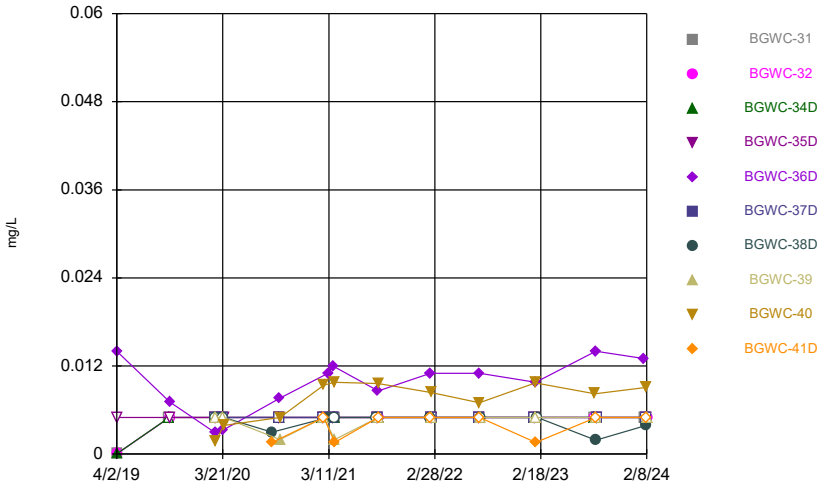

Constituent: Selenium Analysis Run 8/7/2024 11:13 AM
Plant Bowen Client: Southern Company Data: Bowen AP-1

Sanitas™ v.10.0.20 Software licensed to Groundwater Stats Consulting. UG
Hollow symbols indicate censored values.

Time Series

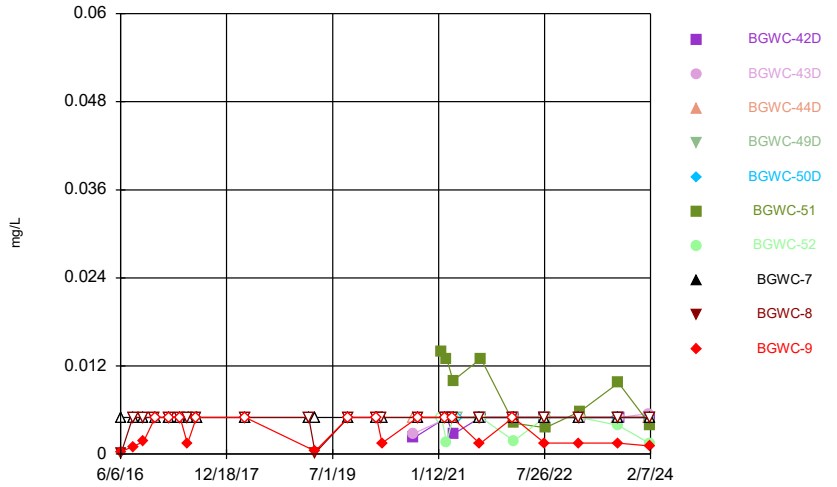

Constituent: Selenium Analysis Run 8/7/2024 11:13 AM
Plant Bowen Client: Southern Company Data: Bowen AP-1

Sanitas™ v.10.0.20 Software licensed to Groundwater Stats Consulting. UG

Time Series

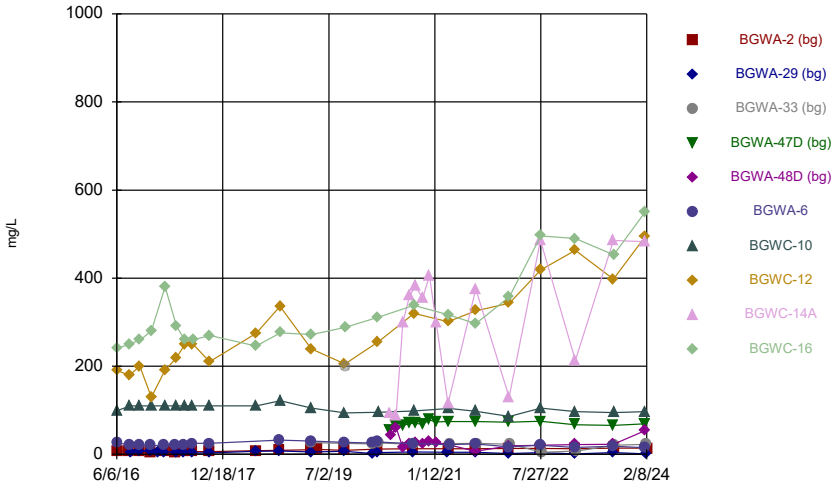

Constituent: Sulfate Analysis Run 8/7/2024 11:13 AM

Plant Bowen Client: Southern Company Data: Bowen AP-1

Sanitas™ v.10.0.20 Software licensed to Groundwater Stats Consulting. UG

Time Series

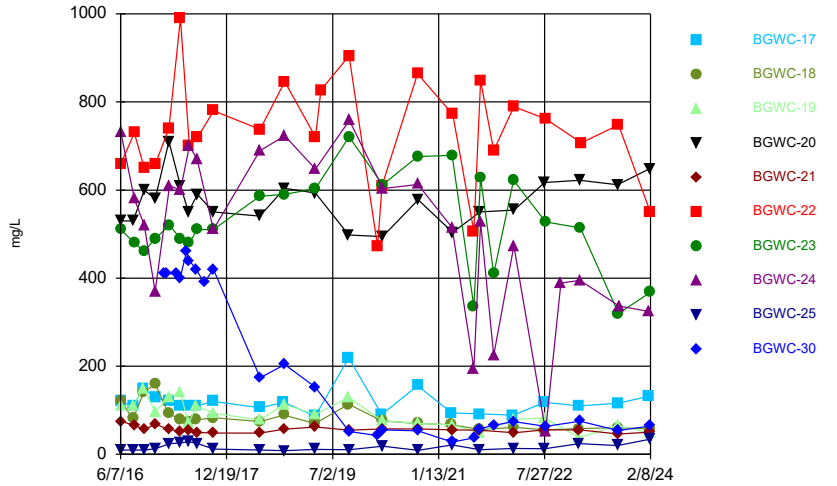

Constituent: Sulfate Analysis Run 8/7/2024 11:13 AM

Plant Bowen Client: Southern Company Data: Bowen AP-1

Sanitas™ v.10.0.20 Software licensed to Groundwater Stats Consulting. UG

Time Series

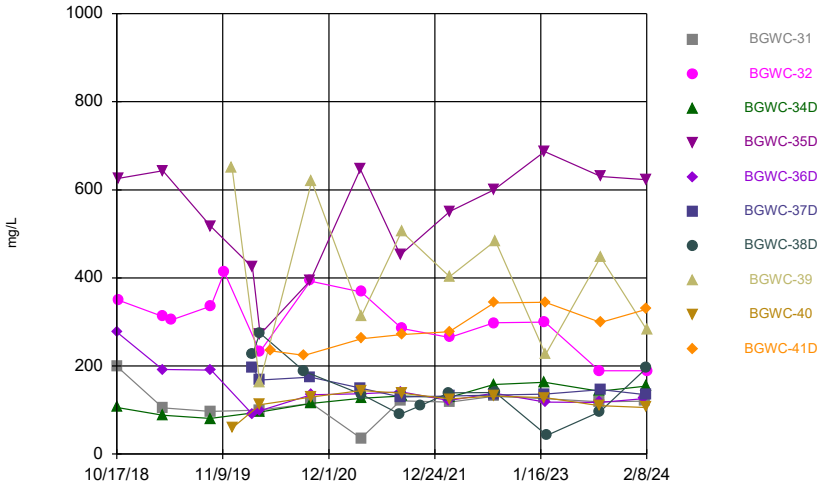

Constituent: Sulfate Analysis Run 8/7/2024 11:13 AM

Plant Bowen Client: Southern Company Data: Bowen AP-1

Sanitas™ v.10.0.20 Software licensed to Groundwater Stats Consulting. UG

Time Series

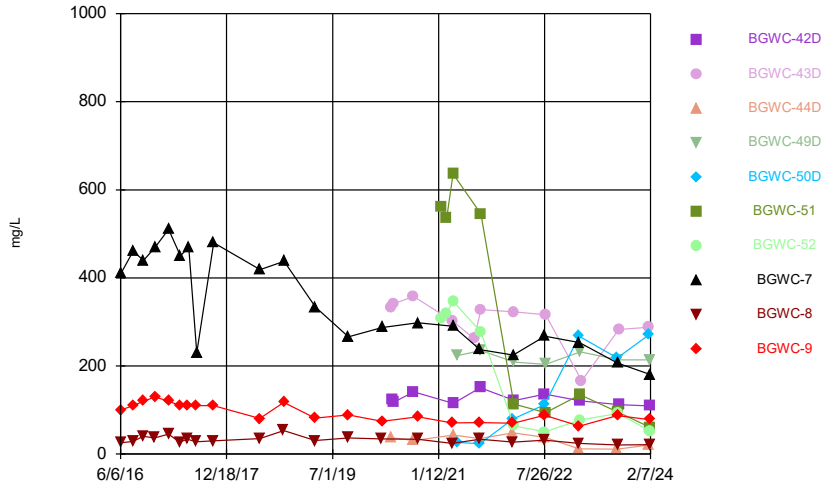

Constituent: Sulfate Analysis Run 8/7/2024 11:13 AM

Plant Bowen Client: Southern Company Data: Bowen AP-1

Sanitas™ v.10.0.20 Software licensed to Groundwater Stats Consulting. UG
Hollow symbols indicate censored values.

Time Series

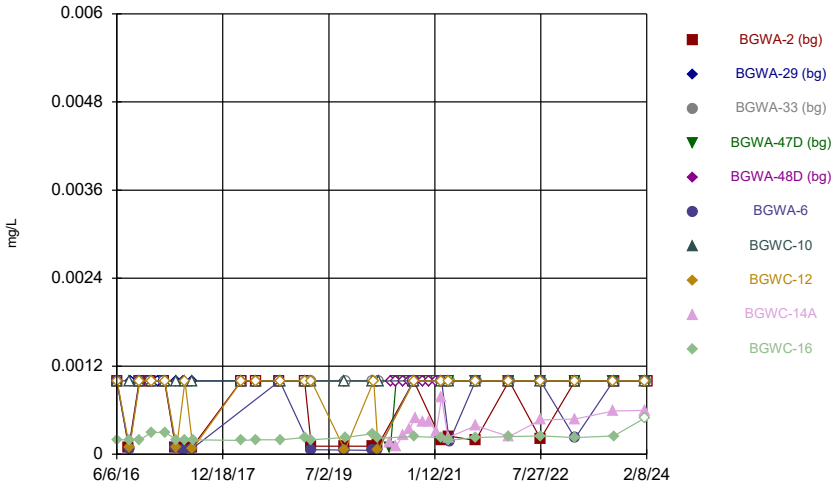

Constituent: Thallium Analysis Run 8/7/2024 11:13 AM
Plant Bowen Client: Southern Company Data: Bowen AP-1

Sanitas™ v.10.0.20 Software licensed to Groundwater Stats Consulting. UG
Hollow symbols indicate censored values.

Time Series

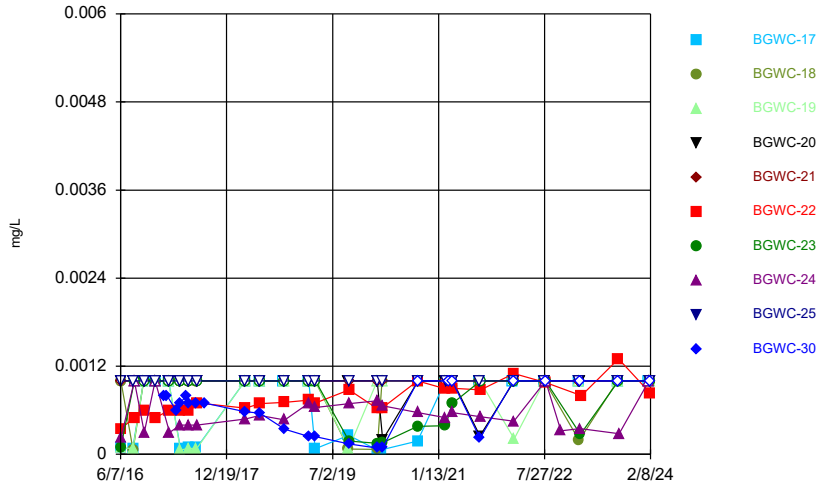

Constituent: Thallium Analysis Run 8/7/2024 11:13 AM
Plant Bowen Client: Southern Company Data: Bowen AP-1

Sanitas™ v.10.0.20 Software licensed to Groundwater Stats Consulting. UG
Hollow symbols indicate censored values.

Time Series

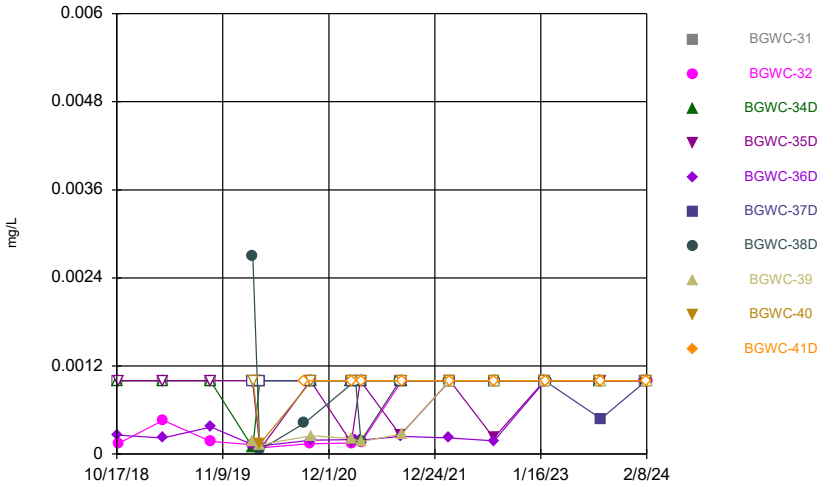

Constituent: Thallium Analysis Run 8/7/2024 11:13 AM
Plant Bowen Client: Southern Company Data: Bowen AP-1

Sanitas™ v.10.0.20 Software licensed to Groundwater Stats Consulting. UG
Hollow symbols indicate censored values.

Time Series

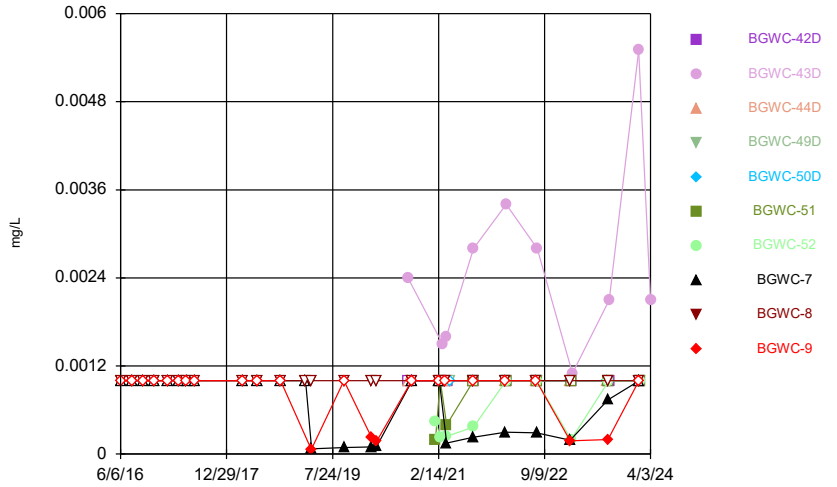

Constituent: Thallium Analysis Run 8/7/2024 11:13 AM
Plant Bowen Client: Southern Company Data: Bowen AP-1

Sanitas™ v.10.0.20 Software licensed to Groundwater Stats Consulting. UG

Time Series

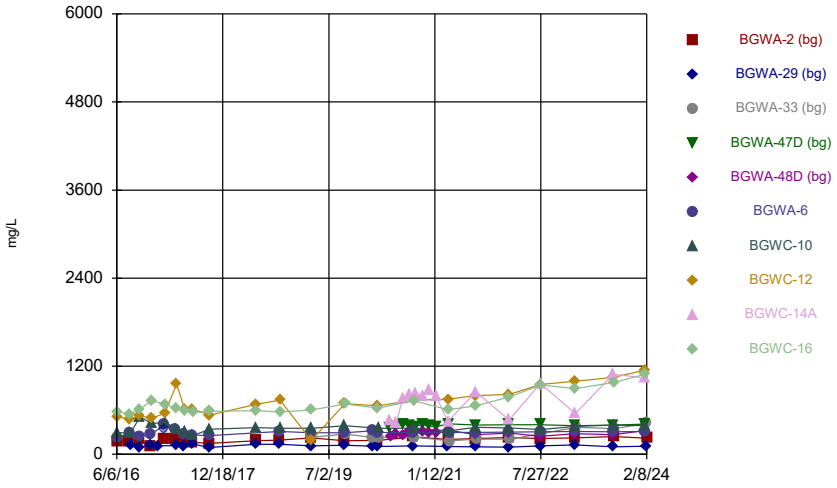

Constituent: Total Dissolved Solids Analysis Run 8/7/2024 11:13 AM

Plant Bowen Client: Southern Company Data: Bowen AP-1

Sanitas™ v.10.0.20 Software licensed to Groundwater Stats Consulting. UG

Time Series

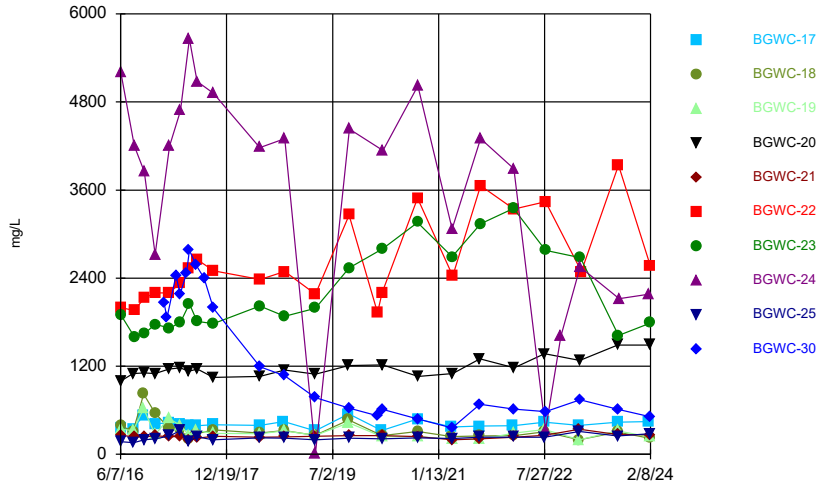

Constituent: Total Dissolved Solids Analysis Run 8/7/2024 11:13 AM

Plant Bowen Client: Southern Company Data: Bowen AP-1

Sanitas™ v.10.0.20 Software licensed to Groundwater Stats Consulting. UG

Time Series

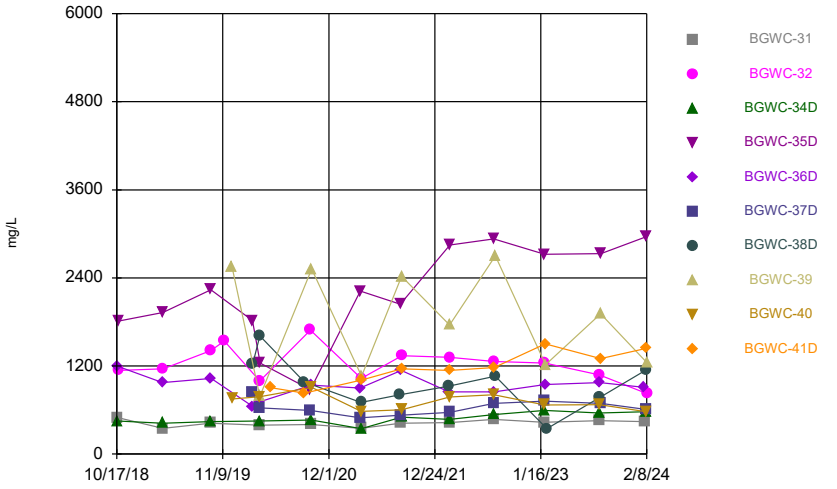

Constituent: Total Dissolved Solids Analysis Run 8/7/2024 11:13 AM

Plant Bowen Client: Southern Company Data: Bowen AP-1

Sanitas™ v.10.0.20 Software licensed to Groundwater Stats Consulting. UG

Time Series

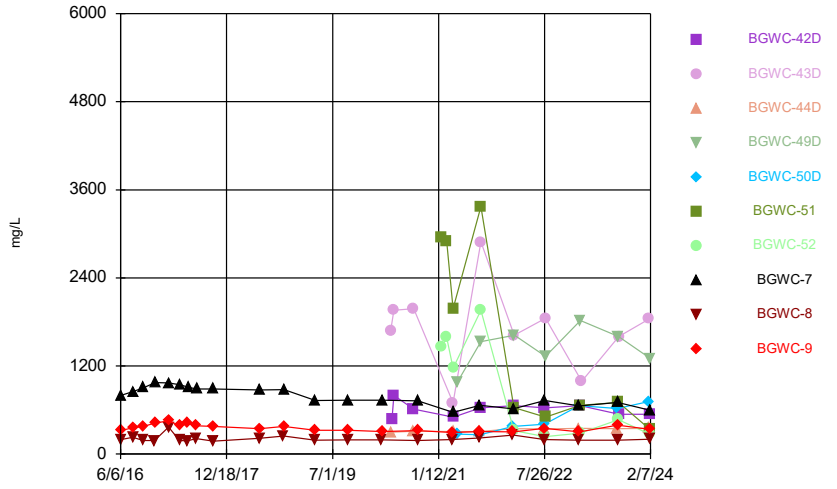

Constituent: Total Dissolved Solids Analysis Run 8/7/2024 11:13 AM

Plant Bowen Client: Southern Company Data: Bowen AP-1

Time Series

Constituent: Antimony (mg/L) Analysis Run 8/7/2024 11:19 AM

Plant Bowen Client: Southern Company Data: Bowen AP-1

	BGWA-2 (bg)	BGWA-29 (bg)	BGWA-33 (bg)	BGWA-47D (bg)	BGWA-48D (bg)	BGWA-6	BGWC-10	BGWC-12	BGWC-14A
6/6/2016	<0.003					<0.003			
6/7/2016							0.0022 (J)	<0.003	
8/9/2016	<0.003								
8/10/2016						<0.003			
8/11/2016									
8/12/2016								<0.003	
8/16/2016							<0.003		
8/22/2016		<0.003							
10/3/2016	<0.003								
10/4/2016		<0.003				<0.003			
10/6/2016								<0.003	
10/7/2016							<0.003		
11/29/2016	<0.003								
12/1/2016		<0.003				<0.003			
12/5/2016								<0.003	
12/6/2016							<0.003		
1/10/2017		<0.003							
2/13/2017	<0.003								
2/14/2017		<0.003				<0.003			
2/15/2017								<0.003	
2/16/2017							<0.003		
4/13/2017	0.0004 (J)					<0.003			
4/14/2017		<0.003							
4/18/2017							<0.003	<0.003	
5/25/2017	<0.003	<0.003				<0.003			
5/30/2017									
6/2/2017							<0.003	<0.003	
7/7/2017	<0.003					<0.003			
7/10/2017		<0.003							
7/12/2017							<0.003		
7/13/2017								<0.003	
7/14/2017									
3/26/2018	<0.003	<0.003							
3/27/2018							<0.003		
3/28/2018								<0.003	
2/25/2019	<0.003								
2/27/2019		<0.003							
2/28/2019							<0.003	<0.003	
2/18/2020	<0.003					<0.003			
2/19/2020		<0.003							
2/20/2020							<0.003		
2/21/2020			0.0016 (J)						
2/24/2020								<0.003	
3/18/2020	<0.003	<0.003							
3/19/2020						<0.003		<0.003	
3/20/2020			0.0014 (J)						
3/23/2020							<0.003		
5/22/2020				<0.003					<0.003
5/25/2020					0.0042				
6/23/2020				<0.003	0.00074 (J)				<0.003
7/28/2020				0.0013 (J)	0.0014 (J)				<0.003
9/2/2020				0.00082 (J)					<0.003

ND substitution: RL or RL/2 if <15% NDs.

Time Series

Constituent: Antimony (mg/L) Analysis Run 8/7/2024 11:19 AM

Plant Bowen Client: Southern Company Data: Bowen AP-1

	BGWA-2 (bg)	BGWA-29 (bg)	BGWA-33 (bg)	BGWA-47D (bg)	BGWA-48D (bg)	BGWA-6	BGWC-10	BGWC-12	BGWC-14A
9/3/2020					0.0023 (J)				
9/23/2020	<0.003	<0.003				<0.003			
9/24/2020							<0.003		
9/25/2020			0.0015 (J)					<0.003	
10/1/2020				0.00056 (J)	0.0026 (J)				0.0003 (J)
11/10/2020				0.0019 (J)	0.0016 (J)				0.00061 (J)
12/15/2020				0.0018 (J)	0.0018 (J)				<0.003
1/20/2021				0.00068 (J)	0.0015 (J)				<0.003
2/16/2021	<0.003	0.0015 (J)							
2/17/2021				0.0013 (J)	0.0013 (J)				
2/18/2021						<0.003	<0.003		<0.003
2/19/2021			0.0011 (J)					<0.003	
3/23/2021		<0.003							
3/24/2021								<0.003	<0.003
3/25/2021				<0.003	0.0008 (J)				
3/26/2021	<0.003								
3/30/2021							<0.003		
3/31/2021						<0.003			
4/1/2021			0.002 (J)						
8/16/2021	<0.003	<0.003		<0.003	0.0018 (J)	<0.003			
8/18/2021							<0.003	<0.003	<0.003
8/25/2021			0.0013 (J)						
2/9/2022	<0.003			<0.003	0.0018 (J)	<0.003			<0.003
2/10/2022		<0.003							
2/11/2022							0.0021 (J)	<0.003	
2/16/2022			0.00089 (J)						
7/26/2022	<0.003	0.00096 (J)		<0.003	0.0008 (J)	<0.003			<0.003
7/27/2022								<0.003	
7/28/2022							0.0015 (J)		
8/3/2022			<0.003						
1/24/2023	<0.003	<0.003		<0.003	<0.003				
1/25/2023						0.0017 (J)			
1/26/2023								<0.003	<0.003
1/27/2023							<0.003		
2/2/2023			<0.003						
8/15/2023				<0.003		<0.003			
8/16/2023		<0.003			<0.003			<0.003	<0.003
8/17/2023							<0.003		
8/21/2023	<0.003								
8/23/2023			<0.003						
1/31/2024				<0.003	0.001 (J)	<0.003			
2/1/2024							<0.003	<0.003	<0.003
2/5/2024		<0.003							
2/7/2024			<0.003						
2/8/2024	0.0012 (J)								

ND substitution: RL or RL/2 if <15% NDs.

Time Series

Constituent: Antimony (mg/L) Analysis Run 8/7/2024 11:19 AM

Plant Bowen Client: Southern Company Data: Bowen AP-1

	BGWC-16
6/6/2016	
6/7/2016	<0.003
8/9/2016	
8/10/2016	
8/11/2016	0.0004 (J)
8/12/2016	
8/16/2016	
8/22/2016	
10/3/2016	
10/4/2016	
10/6/2016	
10/7/2016	<0.003
11/29/2016	
12/1/2016	
12/5/2016	
12/6/2016	<0.003
1/10/2017	
2/13/2017	
2/14/2017	
2/15/2017	
2/16/2017	<0.003
4/13/2017	
4/14/2017	
4/18/2017	<0.003
5/25/2017	
5/30/2017	<0.003
6/2/2017	
7/7/2017	
7/10/2017	
7/12/2017	
7/13/2017	
7/14/2017	<0.003
3/26/2018	
3/27/2018	<0.003
3/28/2018	
2/25/2019	<0.003
2/27/2019	
2/28/2019	
2/18/2020	
2/19/2020	
2/20/2020	<0.003
2/21/2020	
2/24/2020	
3/18/2020	
3/19/2020	<0.003
3/20/2020	
3/23/2020	
5/22/2020	
5/25/2020	
6/23/2020	
7/28/2020	
9/2/2020	

Time Series

Constituent: Antimony (mg/L) Analysis Run 8/7/2024 11:19 AM

Plant Bowen Client: Southern Company Data: Bowen AP-1

	BGWC-16
9/3/2020	
9/23/2020	
9/24/2020	<0.003
9/25/2020	
10/1/2020	
11/10/2020	
12/15/2020	
1/20/2021	
2/16/2021	
2/17/2021	
2/18/2021	<0.003
2/19/2021	
3/23/2021	
3/24/2021	<0.003
3/25/2021	
3/26/2021	
3/30/2021	
3/31/2021	
4/1/2021	
8/16/2021	
8/18/2021	<0.003
8/25/2021	
2/9/2022	
2/10/2022	
2/11/2022	<0.003
2/16/2022	
7/26/2022	
7/27/2022	<0.003
7/28/2022	
8/3/2022	
1/24/2023	
1/25/2023	
1/26/2023	<0.003
1/27/2023	
2/2/2023	
8/15/2023	
8/16/2023	
8/17/2023	<0.003
8/21/2023	
8/23/2023	
1/31/2024	
2/1/2024	<0.003
2/5/2024	
2/7/2024	
2/8/2024	

ND substitution: RL or RL/2 if <15% NDs.

Time Series

Constituent: Antimony (mg/L) Analysis Run 8/7/2024 11:19 AM

Plant Bowen Client: Southern Company Data: Bowen AP-1

	BGWC-17	BGWC-18	BGWC-19	BGWC-20	BGWC-21	BGWC-22	BGWC-23	BGWC-24	BGWC-25
6/7/2016	<0.003								
6/8/2016		<0.003	<0.003	<0.003	<0.003	<0.003			<0.003
6/9/2016							<0.003	<0.003	
8/11/2016	0.0002 (J)								
8/12/2016		<0.003	<0.003	<0.003					
8/15/2016									0.0013 (J)
8/18/2016					<0.003	0.0023 (J)	0.0009 (J)	<0.003	
10/7/2016	<0.003	<0.003	<0.003						
10/10/2016				<0.003	<0.003	0.0021 (J)	<0.003	<0.003	<0.003
12/6/2016	<0.003	<0.003							
12/7/2016			<0.003	<0.003			<0.003	<0.003	
12/8/2016					<0.003	<0.003			<0.003
1/23/2017									
2/7/2017									
2/16/2017	<0.003	<0.003	<0.003						
2/17/2017				<0.003	<0.003	<0.003			
2/20/2017							<0.003	<0.003	<0.003
3/27/2017									
4/17/2017									
4/19/2017	<0.003	<0.003	<0.003	<0.003	<0.003		<0.003	<0.003	
4/20/2017						<0.003			<0.003
5/22/2017									
5/30/2017	<0.003								
6/1/2017		<0.003	<0.003	<0.003	<0.003				<0.003
6/5/2017						<0.003	<0.003	<0.003	
7/11/2017									
7/14/2017	<0.003	<0.003	<0.003						
7/17/2017							<0.003	<0.003	<0.003
7/18/2017				<0.003	<0.003				
7/19/2017						<0.003			
8/23/2017									
3/26/2018									
3/27/2018	<0.003	<0.003	<0.003						
3/28/2018				<0.003	<0.003				<0.003
3/29/2018						<0.003	<0.003	<0.003	
2/27/2019	<0.003	<0.003		<0.003					
3/1/2019			<0.003			<0.003	<0.003	<0.003	<0.003
2/24/2020	<0.003	<0.003	<0.003	<0.003					
2/25/2020						<0.003	<0.003		
2/26/2020					<0.003			<0.003	<0.003
3/19/2020	<0.003								
3/20/2020		<0.003	<0.003		<0.003	<0.003			
3/23/2020				0.0014 (J)			0.00053 (J)		
3/24/2020									<0.003
3/25/2020								<0.003	
9/24/2020	<0.003	<0.003			<0.003	<0.003	<0.003		
9/25/2020								0.00048 (J)	
9/28/2020			0.0005 (J)	0.0005 (J)					<0.003
2/18/2021	<0.003	<0.003	<0.003	<0.003					
2/19/2021					<0.003	0.00028 (J)	0.00031 (J)	0.00036 (J)	
2/23/2021									<0.003
3/8/2021									

ND substitution: RL or RL/2 if <15% NDs.

Time Series

Constituent: Antimony (mg/L) Analysis Run 8/7/2024 11:19 AM

Plant Bowen Client: Southern Company Data: Bowen AP-1

	BGWC-17	BGWC-18	BGWC-19	BGWC-20	BGWC-21	BGWC-22	BGWC-23	BGWC-24	BGWC-25
3/24/2021	<0.003	<0.003							
3/25/2021									
3/26/2021			<0.003				<0.003	<0.003	<0.003
3/29/2021				<0.003	<0.003	<0.003			
8/19/2021	<0.003	<0.003							<0.003
8/20/2021			<0.003	<0.003	0.0014 (J)				
8/23/2021						<0.003	0.0029 (J)	0.0028 (J)	
2/11/2022	<0.003								
2/14/2022							0.0014 (J)		
2/15/2022						<0.003		0.0048	
2/16/2022		<0.003	<0.003	<0.003	0.0017 (J)				<0.003
7/27/2022	<0.003	<0.003	<0.003	<0.003					<0.003
7/28/2022					<0.003				
8/1/2022							0.0022 (J)		
8/2/2022						<0.003		0.015 (o)	
10/21/2022								0.0032 (R)	
1/26/2023	<0.003	<0.003							
1/27/2023			<0.003		<0.003				<0.003
1/30/2023				<0.003					
2/1/2023								<0.003	
2/2/2023							0.007		
2/7/2023						<0.003			
5/10/2023							0.0032		
8/17/2023	<0.003	<0.003							<0.003
8/18/2023			<0.003	<0.003					
8/21/2023									
8/22/2023						<0.003			
8/23/2023					<0.003		<0.003		
8/25/2023								0.0021 (J)	
1/30/2024								<0.003	
2/1/2024	<0.003								
2/2/2024		<0.003	<0.003						
2/5/2024				<0.003	<0.003				0.00058 (J)
2/6/2024									
2/8/2024						<0.003	0.00089 (J)		

Time Series

Constituent: Antimony (mg/L) Analysis Run 8/7/2024 11:19 AM

Plant Bowen Client: Southern Company Data: Bowen AP-1

	BGWC-30
6/7/2016	
6/8/2016	
6/9/2016	
8/11/2016	
8/12/2016	
8/15/2016	
8/18/2016	
10/7/2016	
10/10/2016	
12/6/2016	
12/7/2016	
12/8/2016	
1/23/2017	<0.003
2/7/2017	<0.003
2/16/2017	
2/17/2017	
2/20/2017	
3/27/2017	<0.003
4/17/2017	<0.003
4/19/2017	
4/20/2017	
5/22/2017	<0.003
5/30/2017	
6/1/2017	
6/5/2017	<0.003
7/11/2017	<0.003
7/14/2017	
7/17/2017	
7/18/2017	
7/19/2017	
8/23/2017	<0.003
3/26/2018	<0.003
3/27/2018	
3/28/2018	
3/29/2018	
2/27/2019	
3/1/2019	<0.003
2/24/2020	
2/25/2020	
2/26/2020	<0.003
3/19/2020	
3/20/2020	
3/23/2020	<0.003
3/24/2020	
3/25/2020	
9/24/2020	
9/25/2020	<0.003
9/28/2020	
2/18/2021	
2/19/2021	
2/23/2021	
3/8/2021	<0.003

ND substitution: RL or RL/2 if <15% NDs.

Time Series

Constituent: Antimony (mg/L) Analysis Run 8/7/2024 11:19 AM

Plant Bowen Client: Southern Company Data: Bowen AP-1

	BGWC-30
3/24/2021	
3/25/2021	<0.003
3/26/2021	
3/29/2021	
8/19/2021	<0.003
8/20/2021	
8/23/2021	
2/11/2022	
2/14/2022	<0.003
2/15/2022	
2/16/2022	
7/27/2022	
7/28/2022	
8/1/2022	<0.003
8/2/2022	
10/21/2022	
1/26/2023	
1/27/2023	
1/30/2023	
2/1/2023	<0.003
2/2/2023	
2/7/2023	
5/10/2023	
8/17/2023	
8/18/2023	
8/21/2023	<0.003
8/22/2023	
8/23/2023	
8/25/2023	
1/30/2024	
2/1/2024	
2/2/2024	
2/5/2024	
2/6/2024	<0.003
2/8/2024	

Time Series

Constituent: Antimony (mg/L) Analysis Run 8/7/2024 11:19 AM

Plant Bowen Client: Southern Company Data: Bowen AP-1

	BGWC-31	BGWC-32	BGWC-34D	BGWC-35D	BGWC-36D	BGWC-37D	BGWC-38D	BGWC-39	BGWC-40
2/25/2020				<0.003		<0.003			
2/26/2020	<0.003				<0.003				
2/27/2020		<0.003	<0.003				0.0003 (J)	<0.003	
2/28/2020									<0.003
3/23/2020	<0.003				<0.003				
3/24/2020		<0.003	<0.003			<0.003	<0.003	<0.003	
3/25/2020				<0.003					<0.003
9/2/2020							0.0016 (J)		
9/25/2020		0.00039 (J)		0.00064 (J)		0.0022 (J)			
9/28/2020	0.00038 (J)		0.00049 (J)		<0.003				
9/29/2020								<0.003	<0.003
2/19/2021			<0.003						
2/22/2021	<0.003			0.00066 (J)		0.00041 (J)		<0.003	<0.003
2/23/2021		0.00036 (J)							
3/8/2021					0.00096 (J)				
3/9/2021							0.00062 (J)		
3/25/2021					<0.003				
3/26/2021				<0.003		<0.003			
3/29/2021	<0.003						<0.003		
3/30/2021		<0.003	0.00079 (J)						0.0005 (J)
3/31/2021								<0.003	
8/19/2021							0.01		
8/20/2021	<0.003			<0.003		<0.003			
8/23/2021					<0.003				
8/24/2021			<0.003					<0.003	<0.003
8/25/2021		<0.003							
2/14/2022					<0.003		0.0067		
2/15/2022									
2/16/2022	<0.003	<0.003	<0.003					<0.003	<0.003
2/17/2022				<0.003		<0.003			
7/28/2022	<0.003		<0.003	<0.003		<0.003			<0.003
7/29/2022		<0.003			<0.003				
8/2/2022							0.0015 (J)	<0.003	
1/27/2023	<0.003								
1/30/2023			<0.003	<0.003		<0.003			
1/31/2023		<0.003							<0.003
2/1/2023					<0.003				
2/2/2023								<0.003	
2/7/2023							0.00082 (J)		
8/18/2023	<0.003	<0.003	<0.003						<0.003
8/21/2023					<0.003		<0.003		
8/23/2023								<0.003	
8/24/2023				<0.003		<0.003			
1/30/2024					0.0021 (J)				
2/2/2024	0.0023 (J)								
2/5/2024			<0.003						
2/6/2024							0.0026 (J)		
2/7/2024				0.0023 (J)		<0.003			<0.003
2/8/2024		<0.003						<0.003	

ND substitution: RL or RL/2 if <15% NDs.

Time Series

Constituent: Antimony (mg/L) Analysis Run 8/7/2024 11:19 AM

Plant Bowen Client: Southern Company Data: Bowen AP-1

	BGWC-41D
2/25/2020	
2/26/2020	
2/27/2020	
2/28/2020	
3/23/2020	
3/24/2020	
3/25/2020	
9/2/2020	0.0014 (J)
9/25/2020	
9/28/2020	
9/29/2020	
2/19/2021	
2/22/2021	<0.003
2/23/2021	
3/8/2021	
3/9/2021	
3/25/2021	
3/26/2021	
3/29/2021	
3/30/2021	
3/31/2021	<0.003
8/19/2021	
8/20/2021	
8/23/2021	
8/24/2021	0.0014 (J)
8/25/2021	
2/14/2022	
2/15/2022	<0.003
2/16/2022	
2/17/2022	
7/28/2022	
7/29/2022	<0.003
8/2/2022	
1/27/2023	
1/30/2023	
1/31/2023	
2/1/2023	<0.003
2/2/2023	
2/7/2023	
8/18/2023	
8/21/2023	
8/23/2023	<0.003
8/24/2023	
1/30/2024	
2/2/2024	
2/5/2024	
2/6/2024	
2/7/2024	<0.003
2/8/2024	

ND substitution: RL or RL/2 if <15% NDs.

Time Series

Constituent: Antimony (mg/L) Analysis Run 8/7/2024 11:19 AM

Plant Bowen Client: Southern Company Data: Bowen AP-1

	BGWC-42D	BGWC-43D	BGWC-44D	BGWC-49D	BGWC-50D	BGWC-51	BGWC-52	BGWC-7	BGWC-8
6/6/2016									
6/7/2016									<0.003
6/8/2016								<0.003	
8/10/2016									0.0004 (J)
8/11/2016								0.0005 (J)	
10/4/2016									<0.003
10/5/2016									
10/6/2016								0.0015 (J)	
12/2/2016									<0.003
12/5/2016									
12/6/2016								<0.003	
2/14/2017									<0.003
2/15/2017								<0.003	
4/14/2017									<0.003
4/17/2017									
4/18/2017								0.0003 (J)	
5/26/2017									<0.003
6/2/2017								<0.003	
7/10/2017									<0.003
7/11/2017									
7/14/2017								<0.003	
3/26/2018									<0.003
3/27/2018								<0.003	
2/25/2019									<0.003
2/28/2019								<0.003	
2/19/2020									<0.003
2/20/2020									
2/21/2020								0.0016 (J)	
3/18/2020									<0.003
3/19/2020								<0.003	
9/3/2020	0.00072 (J)	0.00091 (J)	0.0021 (J)						
9/23/2020									<0.003
9/24/2020									
9/25/2020								<0.003	
1/28/2021						<0.003	0.0019 (J)		
2/16/2021									0.00046 (J)
2/17/2021									
2/18/2021			0.009					<0.003	
2/22/2021	0.0019 (J)								
2/23/2021						<0.003	0.00053 (J)		
3/8/2021		0.00058 (J)							
3/24/2021									0.00059 (J)
3/29/2021		<0.003							
3/30/2021						0.0019 (J)	0.00085 (J)	<0.003	
3/31/2021			0.0026 (J)						
4/1/2021	0.0019 (J)								
4/19/2021				0.00039 (J)	0.0019 (J)				
8/18/2021			0.0015 (J)		<0.003				<0.003
8/19/2021								<0.003	
8/20/2021	0.00083 (J)								
8/23/2021		<0.003				<0.003	<0.003		
8/24/2021				<0.003					

ND substitution: RL or RL/2 if <15% NDs.

Time Series

Constituent: Antimony (mg/L) Analysis Run 8/7/2024 11:19 AM

Plant Bowen Client: Southern Company Data: Bowen AP-1

	BGWC-42D	BGWC-43D	BGWC-44D	BGWC-49D	BGWC-50D	BGWC-51	BGWC-52	BGWC-7	BGWC-8
2/9/2022			<0.003		<0.003				
2/10/2022									<0.003
2/11/2022								<0.003	
2/14/2022						<0.003	<0.003		
2/15/2022		<0.003							
2/17/2022	<0.003			<0.003					
7/26/2022			0.0011 (J)		<0.003				<0.003
7/28/2022	<0.003						<0.003	<0.003	
8/1/2022		<0.003		<0.003		<0.003			
1/25/2023			<0.003		0.0017 (J)				
1/26/2023								<0.003	<0.003
1/30/2023	<0.003								
1/31/2023						<0.003	<0.003		
2/1/2023				<0.003					
2/7/2023		<0.003							
8/15/2023			<0.003		<0.003				
8/16/2023									<0.003
8/17/2023								<0.003	
8/21/2023						<0.003			
8/22/2023				<0.003			<0.003		
8/23/2023		<0.003							
8/24/2023	<0.003								
1/30/2024		0.0015 (J)							
1/31/2024			<0.003		<0.003				
2/1/2024									<0.003
2/2/2024								<0.003	
2/5/2024						<0.003	<0.003		
2/6/2024				<0.003					
2/7/2024	<0.003								

Time Series

Constituent: Antimony (mg/L) Analysis Run 8/7/2024 11:19 AM

Plant Bowen Client: Southern Company Data: Bowen AP-1

	BGWC-9
6/6/2016	<0.003
6/7/2016	
6/8/2016	
8/10/2016	
8/11/2016	0.0003 (J)
10/4/2016	
10/5/2016	<0.003
10/6/2016	
12/2/2016	
12/5/2016	<0.003
12/6/2016	
2/14/2017	
2/15/2017	<0.003
4/14/2017	
4/17/2017	<0.003
4/18/2017	
5/26/2017	<0.003
6/2/2017	
7/10/2017	
7/11/2017	<0.003
7/14/2017	
3/26/2018	
3/27/2018	<0.003
2/25/2019	
2/28/2019	
2/19/2020	
2/20/2020	<0.003
2/21/2020	
3/18/2020	
3/19/2020	<0.003
9/3/2020	
9/23/2020	
9/24/2020	<0.003
9/25/2020	
1/28/2021	
2/16/2021	
2/17/2021	0.00075 (J)
2/18/2021	
2/22/2021	
2/23/2021	
3/8/2021	
3/24/2021	0.00038 (J)
3/29/2021	
3/30/2021	
3/31/2021	
4/1/2021	
4/19/2021	
8/18/2021	0.0014 (J)
8/19/2021	
8/20/2021	
8/23/2021	
8/24/2021	

Time Series

Constituent: Antimony (mg/L) Analysis Run 8/7/2024 11:19 AM

Plant Bowen Client: Southern Company Data: Bowen AP-1

	BGWC-9
2/9/2022	
2/10/2022	<0.003
2/11/2022	
2/14/2022	
2/15/2022	
2/17/2022	
7/26/2022	<0.003
7/28/2022	
8/1/2022	
1/25/2023	
1/26/2023	<0.003
1/30/2023	
1/31/2023	
2/1/2023	
2/7/2023	
8/15/2023	
8/16/2023	
8/17/2023	<0.003
8/21/2023	
8/22/2023	
8/23/2023	
8/24/2023	
1/30/2024	
1/31/2024	
2/1/2024	<0.003
2/2/2024	
2/5/2024	
2/6/2024	
2/7/2024	

ND substitution: RL or RL/2 if <15% NDs.

Time Series

Constituent: Arsenic (mg/L) Analysis Run 8/7/2024 11:19 AM

Plant Bowen Client: Southern Company Data: Bowen AP-1

	BGWA-2 (bg)	BGWA-29 (bg)	BGWA-33 (bg)	BGWA-47D (bg)	BGWA-48D (bg)	BGWA-6	BGWC-10	BGWC-12	BGWC-14A
6/6/2016	0.0012 (J)					<0.005			
6/7/2016							0.0039	<0.005	
8/9/2016	<0.005								
8/10/2016						<0.005			
8/11/2016									
8/12/2016								0.0009 (J)	
8/16/2016							0.0091		
8/22/2016		<0.005							
10/3/2016	<0.005								
10/4/2016		<0.005				<0.005			
10/6/2016								<0.005	
10/7/2016							0.0074		
11/29/2016	0.0023 (J)								
12/1/2016		<0.005				<0.005			
12/5/2016								<0.005	
12/6/2016							0.0044 (J)		
1/10/2017		<0.005							
2/13/2017	<0.005								
2/14/2017		<0.005				<0.005			
2/15/2017								<0.005	
2/16/2017							0.0081		
4/13/2017	0.0017 (J)					0.0007 (J)			
4/14/2017		0.0006 (J)							
4/18/2017							0.0084	0.0009 (J)	
5/25/2017	0.0015 (J)	0.0008 (J)				0.0013 (J)			
5/30/2017									
6/2/2017							0.008	0.0015 (J)	
7/7/2017	0.001 (J)					<0.005			
7/10/2017		0.0008 (J)							
7/12/2017							0.0063		
7/13/2017								0.0006 (J)	
7/14/2017									
3/26/2018	0.0019 (J)	0.00066 (J)							
3/27/2018							0.0064		
3/28/2018								0.0015 (J)	
6/12/2018	0.0013 (J)	0.00059 (J)							
6/14/2018							0.0075	0.00096 (J)	
10/16/2018	0.00075 (J)	<0.005				0.00095 (J)			
10/17/2018								<0.005	
10/18/2018							0.0056		
2/25/2019	<0.005								
2/27/2019		0.0011 (J)							
2/28/2019							0.0058	<0.005	
4/1/2019	0.00049 (J)	0.00019 (J)						0.00028 (J)	
4/2/2019						0.00032 (J)	0.0057		
4/3/2019			0.002 (J)						
9/23/2019	0.00095 (J)	0.00053 (J)				0.0012 (J)			
9/25/2019							0.0058	0.00085 (J)	
9/26/2019									
9/27/2019			0.0023 (J)						
2/18/2020	0.002 (J)					0.0019 (J)			
2/19/2020		0.0012 (J)							

ND substitution: RL or RL/2 if <15% NDs.

Time Series

Constituent: Arsenic (mg/L) Analysis Run 8/7/2024 11:19 AM

Plant Bowen Client: Southern Company Data: Bowen AP-1

	BGWA-2 (bg)	BGWA-29 (bg)	BGWA-33 (bg)	BGWA-47D (bg)	BGWA-48D (bg)	BGWA-6	BGWC-10	BGWC-12	BGWC-14A
2/20/2020							0.0067		
2/21/2020			0.0015 (J)						
2/24/2020								0.00039 (J)	
3/18/2020	<0.005	<0.005							
3/19/2020						<0.005		0.00036 (J)	
3/20/2020			0.0024 (J)						
3/23/2020							0.0049 (J)		
5/22/2020				0.00059 (J)					0.001 (J)
5/25/2020					0.0025 (J)				
6/23/2020				<0.005	0.01				<0.005
7/28/2020				0.00081 (J)	0.0039 (J)				0.0011 (J)
9/2/2020				<0.005					<0.005
9/3/2020					0.0018 (J)				
9/23/2020	<0.005	<0.005				<0.005			
9/24/2020							0.006		
9/25/2020			0.0017 (J)					<0.005	
10/1/2020				<0.005	0.0014 (J)				<0.005
11/10/2020				<0.005	<0.005				<0.005
12/15/2020				<0.005	<0.005				<0.005
1/20/2021				<0.005	<0.005				<0.005
2/16/2021	<0.005	<0.005							
2/17/2021				<0.005	<0.005				
2/18/2021						0.0011 (J)	0.0054		<0.005
2/19/2021			<0.005					0.0011 (J)	
3/23/2021		<0.005							
3/24/2021								0.002 (J)	0.002 (J)
3/25/2021				0.0014 (J)	0.0042 (J)				
3/26/2021	<0.005								
3/30/2021							0.0053		
3/31/2021						<0.005			
4/1/2021			0.0013 (J)						
8/16/2021	<0.005	<0.005		0.0012 (J)	0.0079	<0.005			
8/18/2021							0.0083	0.0039 (J)	0.0034 (J)
8/25/2021			0.0018 (J)						
2/9/2022	<0.005			<0.005	0.0057	<0.005			<0.005
2/10/2022		<0.005							
2/11/2022							0.0094	<0.005	
2/16/2022			<0.005						
7/26/2022	<0.005	<0.005		<0.005	<0.005	<0.005			<0.005
7/27/2022								0.0028 (J)	
7/28/2022							0.005		
8/3/2022			0.0043 (J)						
1/24/2023	<0.005	<0.005		<0.005	<0.005				
1/25/2023						<0.005			
1/26/2023								<0.005	<0.005
1/27/2023							<0.005		
2/2/2023			0.01						
8/15/2023				<0.005		<0.005			
8/16/2023		<0.005			<0.005			<0.005	<0.005
8/17/2023							0.0062		
8/21/2023	<0.005								
8/23/2023			0.0048 (J)						

ND substitution: RL or RL/2 if <15% NDs.

Time Series

Constituent: Arsenic (mg/L) Analysis Run 8/7/2024 11:19 AM

Plant Bowen Client: Southern Company Data: Bowen AP-1

	BGWA-2 (bg)	BGWA-29 (bg)	BGWA-33 (bg)	BGWA-47D (bg)	BGWA-48D (bg)	BGWA-6	BGWC-10	BGWC-12	BGWC-14A
1/31/2024				<0.005	0.0038 (J)	<0.005			
2/1/2024							0.006	<0.005	<0.005
2/5/2024		<0.005							
2/7/2024			0.0069						
2/8/2024	<0.005								

ND substitution: RL or RL/2 if <15% NDs.

Time Series

Constituent: Arsenic (mg/L) Analysis Run 8/7/2024 11:19 AM

Plant Bowen Client: Southern Company Data: Bowen AP-1

	BGWC-16
6/6/2016	
6/7/2016	<0.005
8/9/2016	
8/10/2016	
8/11/2016	<0.005
8/12/2016	
8/16/2016	
8/22/2016	
10/3/2016	
10/4/2016	
10/6/2016	
10/7/2016	<0.005
11/29/2016	
12/1/2016	
12/5/2016	
12/6/2016	<0.005
1/10/2017	
2/13/2017	
2/14/2017	
2/15/2017	
2/16/2017	<0.005
4/13/2017	
4/14/2017	
4/18/2017	0.0007 (J)
5/25/2017	
5/30/2017	0.0008 (J)
6/2/2017	
7/7/2017	
7/10/2017	
7/12/2017	
7/13/2017	
7/14/2017	0.0008 (J)
3/26/2018	
3/27/2018	0.0014 (J)
3/28/2018	
6/12/2018	0.00073 (J)
6/14/2018	
10/16/2018	
10/17/2018	
10/18/2018	<0.005
2/25/2019	<0.005
2/27/2019	
2/28/2019	
4/1/2019	
4/2/2019	0.0003 (J)
4/3/2019	
9/23/2019	
9/25/2019	
9/26/2019	0.00074 (J)
9/27/2019	
2/18/2020	
2/19/2020	

Time Series

Constituent: Arsenic (mg/L) Analysis Run 8/7/2024 11:19 AM

Plant Bowen Client: Southern Company Data: Bowen AP-1

	BGWC-16
2/20/2020	0.00042 (J)
2/21/2020	
2/24/2020	
3/18/2020	
3/19/2020	<0.005
3/20/2020	
3/23/2020	
5/22/2020	
5/25/2020	
6/23/2020	
7/28/2020	
9/2/2020	
9/3/2020	
9/23/2020	
9/24/2020	<0.005
9/25/2020	
10/1/2020	
11/10/2020	
12/15/2020	
1/20/2021	
2/16/2021	
2/17/2021	
2/18/2021	<0.005
2/19/2021	
3/23/2021	
3/24/2021	0.0013 (J)
3/25/2021	
3/26/2021	
3/30/2021	
3/31/2021	
4/1/2021	
8/16/2021	
8/18/2021	<0.005
8/25/2021	
2/9/2022	
2/10/2022	
2/11/2022	<0.005
2/16/2022	
7/26/2022	
7/27/2022	<0.005
7/28/2022	
8/3/2022	
1/24/2023	
1/25/2023	
1/26/2023	<0.005
1/27/2023	
2/2/2023	
8/15/2023	
8/16/2023	
8/17/2023	<0.005
8/21/2023	
8/23/2023	

ND substitution: RL or RL/2 if <15% NDs.

Time Series

Constituent: Arsenic (mg/L) Analysis Run 8/7/2024 11:19 AM

Plant Bowen Client: Southern Company Data: Bowen AP-1

	BGWC-16
1/31/2024	
2/1/2024	0.0011 (J)
2/5/2024	
2/7/2024	
2/8/2024	

Time Series

Constituent: Arsenic (mg/L) Analysis Run 8/7/2024 11:19 AM

Plant Bowen Client: Southern Company Data: Bowen AP-1

	BGWC-17	BGWC-18	BGWC-19	BGWC-20	BGWC-21	BGWC-22	BGWC-23	BGWC-24	BGWC-25
6/7/2016	<0.005								
6/8/2016		<0.005	0.00046 (J)	0.0011 (J)	0.0015	0.0012 (J)			0.0037
6/9/2016							0.0012 (J)	0.0016	
8/11/2016	<0.005								
8/12/2016		<0.005	0.0008 (J)	0.0017 (J)					
8/15/2016									0.003 (J)
8/18/2016					<0.005	0.0022 (J)	0.003 (J)	0.0054	
10/7/2016	<0.005	<0.005	<0.005						
10/10/2016				<0.005	<0.005	0.002 (J)	0.0021 (J)	0.0079	0.0026 (J)
12/6/2016	<0.005	<0.005							
12/7/2016			<0.005	<0.005			0.0023 (J)	0.0121	
12/8/2016					<0.005	<0.005			<0.005
1/23/2017									
2/7/2017									
2/16/2017	<0.005	<0.005	<0.005						
2/17/2017				<0.005	<0.005	0.0023 (J)			
2/20/2017							0.0025 (J)	0.0063	0.0029 (J)
3/27/2017									
4/17/2017									
4/19/2017	0.0012 (J)	0.0013 (J)	0.0015 (J)	0.002 (J)	0.002 (J)		0.0032 (J)	0.0051	
4/20/2017						0.0028 (J)			0.0024 (J)
5/22/2017									
5/30/2017	0.0006 (J)								
6/1/2017		0.0005 (J)	0.0008 (J)	0.0017 (J)	0.0011 (J)				0.0025 (J)
6/5/2017						0.0035 (J)	0.0043 (J)	0.0072	
7/11/2017									
7/14/2017	<0.005	<0.005	0.0006 (J)						
7/17/2017							0.0017 (J)	0.0031 (J)	0.0021 (J)
7/18/2017				0.0018 (J)	0.0015 (J)				
7/19/2017						0.0028 (J)			
8/23/2017									
3/26/2018									
3/27/2018	0.00076 (J)	0.00066 (J)	0.00082 (J)						
3/28/2018				0.0018 (J)	0.0012 (J)				0.0019 (J)
3/29/2018						0.0037 (J)	0.0028 (J)	0.0075 (J)	
6/13/2018				0.0015 (J)			0.0019 (J)	0.0045 (J)	
6/14/2018	<0.005	<0.005			0.00087 (J)	0.0027 (J)			0.0022 (J)
6/15/2018			0.00074 (J)						
10/17/2018	<0.005								
10/18/2018		<0.005							
10/19/2018			<0.005		0.00059 (J)				
10/22/2018				<0.005		0.0016 (J)	0.0015 (J)	0.0027 (J)	0.0026 (J)
2/27/2019	0.001 (J)	0.00083 (J)		0.0014 (J)					
3/1/2019			<0.005			0.0011 (J)	0.0023 (J)	0.0032 (J)	0.0022 (J)
4/2/2019	0.00024 (J)	0.00015 (J)							
4/3/2019			0.00017 (J)	0.00027 (J)	0.00038 (J)	0.0021 (J)	0.00093 (J)	0.0019 (J)	
4/4/2019									0.0016 (J)
9/26/2019	0.0008 (J)	0.00046 (J)	0.00067 (J)	0.00087 (J)					
9/27/2019						0.0013 (J)	0.00096 (J)		
9/30/2019					<0.005			0.0027 (J)	0.002 (J)
2/24/2020	<0.005	<0.005	<0.005	0.00057 (J)					
2/25/2020						0.0014 (J)	0.0012 (J)		

ND substitution: RL or RL/2 if <15% NDs.

Time Series

Constituent: Arsenic (mg/L) Analysis Run 8/7/2024 11:19 AM

Plant Bowen Client: Southern Company Data: Bowen AP-1

	BGWC-17	BGWC-18	BGWC-19	BGWC-20	BGWC-21	BGWC-22	BGWC-23	BGWC-24	BGWC-25
2/26/2020					0.00047 (J)			0.0013 (J)	0.0018 (J)
3/19/2020	<0.005								
3/20/2020		<0.005	<0.005		<0.005	0.0015 (J)			
3/23/2020				<0.005			0.0027 (J)		
3/24/2020									0.0013 (J)
3/25/2020								<0.005	
9/24/2020	<0.005	<0.005			<0.005	0.0019 (J)	0.001 (J)		
9/25/2020								0.0023 (J)	
9/28/2020			<0.005	<0.005					0.0028 (J)
2/18/2021	<0.005	<0.005	<0.005	0.0016 (J)					
2/19/2021					0.00079 (J)	0.0039 (J)	0.0049 (J)	0.0054	
2/23/2021									0.004 (J)
3/8/2021									
3/24/2021	0.0017 (J)	0.0014 (J)							
3/25/2021									
3/26/2021			<0.005				<0.005	<0.005	0.0025 (J)
3/29/2021				<0.005	<0.005	<0.005			
8/19/2021	0.0014 (J)	0.002 (J)							0.0019 (J)
8/20/2021			<0.005	<0.005	<0.005				
8/23/2021						0.0036 (J)	0.0043 (J)	0.0032 (J)	
2/11/2022	<0.005								
2/14/2022							0.0065		
2/15/2022						0.007		0.0073	
2/16/2022		<0.005	0.0022 (J)	0.0031 (J)	0.002 (J)				0.0055
7/27/2022	<0.005	<0.005	<0.005	<0.005					0.0027 (J)
7/28/2022					<0.005				
8/1/2022							0.0085		
8/2/2022						0.0033 (J)		<0.005	
10/21/2022								0.003 (JR)	
1/26/2023	<0.005	<0.005							
1/27/2023			<0.005		<0.005				<0.005
1/30/2023				<0.005					
2/1/2023								0.0042 (J)	
2/2/2023							0.01		
2/7/2023						0.0028 (J)			
8/17/2023	<0.005	<0.005							<0.005
8/18/2023			<0.005	0.0045 (J)					
8/21/2023									
8/22/2023						0.0095			
8/23/2023					<0.005		0.0062		
8/25/2023								0.0081	
1/30/2024								0.0036 (J)	
2/1/2024	<0.005								
2/2/2024		<0.005	0.00086 (J)						
2/5/2024				0.0011 (J)	<0.005				<0.005
2/6/2024									
2/8/2024						0.0015 (J)	0.0024 (J)		

ND substitution: RL or RL/2 if <15% NDs.

Time Series

Constituent: Arsenic (mg/L) Analysis Run 8/7/2024 11:19 AM

Plant Bowen Client: Southern Company Data: Bowen AP-1

	BGWC-30
6/7/2016	
6/8/2016	
6/9/2016	
8/11/2016	
8/12/2016	
8/15/2016	
8/18/2016	
10/7/2016	
10/10/2016	
12/6/2016	
12/7/2016	
12/8/2016	
1/23/2017	<0.005
2/7/2017	<0.005
2/16/2017	
2/17/2017	
2/20/2017	
3/27/2017	0.0019 (J)
4/17/2017	0.0017 (J)
4/19/2017	
4/20/2017	
5/22/2017	0.0034 (J)
5/30/2017	
6/1/2017	
6/5/2017	0.0039 (J)
7/11/2017	0.0016 (J)
7/14/2017	
7/17/2017	
7/18/2017	
7/19/2017	
8/23/2017	0.001 (J)
3/26/2018	0.0015 (J)
3/27/2018	
3/28/2018	
3/29/2018	
6/13/2018	
6/14/2018	
6/15/2018	0.00089 (J)
10/17/2018	
10/18/2018	
10/19/2018	
10/22/2018	0.00064 (J)
2/27/2019	
3/1/2019	<0.005
4/2/2019	0.00024 (J)
4/3/2019	
4/4/2019	
9/26/2019	
9/27/2019	0.00042 (J)
9/30/2019	
2/24/2020	
2/25/2020	

ND substitution: RL or RL/2 if <15% NDs.

Time Series

Constituent: Arsenic (mg/L) Analysis Run 8/7/2024 11:19 AM

Plant Bowen Client: Southern Company Data: Bowen AP-1

	BGWC-30
2/26/2020	0.00053 (J)
3/19/2020	
3/20/2020	
3/23/2020	<0.005
3/24/2020	
3/25/2020	
9/24/2020	
9/25/2020	<0.005
9/28/2020	
2/18/2021	
2/19/2021	
2/23/2021	
3/8/2021	<0.005
3/24/2021	
3/25/2021	0.0015 (J)
3/26/2021	
3/29/2021	
8/19/2021	<0.005
8/20/2021	
8/23/2021	
2/11/2022	
2/14/2022	<0.005
2/15/2022	
2/16/2022	
7/27/2022	
7/28/2022	
8/1/2022	0.0034 (J)
8/2/2022	
10/21/2022	
1/26/2023	
1/27/2023	
1/30/2023	
2/1/2023	0.0024 (J)
2/2/2023	
2/7/2023	
8/17/2023	
8/18/2023	
8/21/2023	<0.005
8/22/2023	
8/23/2023	
8/25/2023	
1/30/2024	
2/1/2024	
2/2/2024	
2/5/2024	
2/6/2024	0.001 (J)
2/8/2024	

ND substitution: RL or RL/2 if <15% NDs.

Time Series

Constituent: Arsenic (mg/L) Analysis Run 8/7/2024 11:19 AM

Plant Bowen Client: Southern Company Data: Bowen AP-1

	BGWC-31	BGWC-32	BGWC-34D	BGWC-35D	BGWC-36D	BGWC-37D	BGWC-38D	BGWC-39	BGWC-40
10/17/2018					0.00082 (J)				
10/18/2018	0.0034 (J)								
10/19/2018			0.013						
10/22/2018		0.00076 (J)		0.0019 (J)					
1/14/2019			0.017						
3/4/2019			0.02						
4/2/2019					0.00039 (J)				
4/4/2019	0.0036 (J)		0.015	0.0018 (J)					
4/5/2019		0.00093 (J)							
9/24/2019	0.0055		0.016						
9/26/2019		0.0018 (J)		0.0035 (J)					
9/27/2019					0.00064 (J)				
2/25/2020				0.0013 (J)		0.04			
2/26/2020	0.0037 (J)				<0.005				
2/27/2020		0.00081 (J)	0.017				0.0021 (J)	0.00055 (J)	
2/28/2020									0.00062 (J)
3/23/2020	0.0054				<0.005				
3/24/2020		0.0017 (J)	0.02			0.028	0.0054	<0.005	
3/25/2020				0.00046 (J)					0.00051 (J)
9/2/2020							0.0012 (J)		
9/25/2020		0.00093 (J)		0.0021 (J)		0.033			
9/28/2020	0.0044 (J)		0.018		<0.005				
9/29/2020								<0.005	<0.005
2/19/2021			0.015						
2/22/2021	0.0049 (J)			0.0034 (J)		0.019		0.0026 (J)	0.0024 (J)
2/23/2021		0.0032 (J)							
3/8/2021					0.00096 (J)				
3/9/2021							0.0021 (J)		
3/25/2021					0.0021 (J)				
3/26/2021				0.002 (J)		0.013			
3/29/2021	0.0038 (J)						0.0019 (J)		
3/30/2021		<0.005	0.016						<0.005
3/31/2021								<0.005	
8/19/2021							<0.005		
8/20/2021	0.0054			0.0021 (J)		0.014			
8/23/2021					0.0018 (J)				
8/24/2021			0.017					0.0028 (J)	0.0021 (J)
8/25/2021		0.0029 (J)							
2/14/2022					<0.005		0.0036 (J)		
2/15/2022									
2/16/2022	0.007	0.0041 (J)	0.02					0.0052	0.0032 (J)
2/17/2022				0.0065		0.011			
7/28/2022	0.0051		0.015	<0.005		0.013			<0.005
7/29/2022		<0.005			<0.005				
8/2/2022							0.0025 (J)	0.0055	
1/27/2023	0.0035 (J)								
1/30/2023			0.014	0.005 (J)		0.0074			
1/31/2023		0.004 (J)							0.0022 (J)
2/1/2023					0.0032 (J)				
2/2/2023								0.0048 (J)	
2/7/2023							<0.005		
8/18/2023	0.0054	0.0039 (J)	0.016						<0.005

ND substitution: RL or RL/2 if <15% NDs.

Time Series

Constituent: Arsenic (mg/L) Analysis Run 8/7/2024 11:19 AM

Plant Bowen Client: Southern Company Data: Bowen AP-1

	BGWC-31	BGWC-32	BGWC-34D	BGWC-35D	BGWC-36D	BGWC-37D	BGWC-38D	BGWC-39	BGWC-40
8/21/2023					0.0062		0.0051		
8/23/2023								0.01	
8/24/2023				0.016		0.0086			
1/30/2024					0.0017 (J)				
2/2/2024	0.0023 (J)								
2/5/2024			0.013						
2/6/2024							0.0016 (J)		
2/7/2024				0.0073		0.0075			0.00094 (J)
2/8/2024		0.0017 (J)						0.0012 (J)	

Time Series

Constituent: Arsenic (mg/L) Analysis Run 8/7/2024 11:19 AM

Plant Bowen Client: Southern Company Data: Bowen AP-1

	BGWC-41D
10/17/2018	
10/18/2018	
10/19/2018	
10/22/2018	
1/14/2019	
3/4/2019	
4/2/2019	
4/4/2019	
4/5/2019	
9/24/2019	
9/26/2019	
9/27/2019	
2/25/2020	
2/26/2020	
2/27/2020	
2/28/2020	
3/23/2020	
3/24/2020	
3/25/2020	
9/2/2020	0.00092 (J)
9/25/2020	
9/28/2020	
9/29/2020	
2/19/2021	
2/22/2021	0.0033 (J)
2/23/2021	
3/8/2021	
3/9/2021	
3/25/2021	
3/26/2021	
3/29/2021	
3/30/2021	
3/31/2021	0.0017 (J)
8/19/2021	
8/20/2021	
8/23/2021	
8/24/2021	0.0027 (J)
8/25/2021	
2/14/2022	
2/15/2022	0.0062
2/16/2022	
2/17/2022	
7/28/2022	
7/29/2022	0.0034 (J)
8/2/2022	
1/27/2023	
1/30/2023	
1/31/2023	
2/1/2023	0.0084
2/2/2023	
2/7/2023	
8/18/2023	

Time Series

Constituent: Arsenic (mg/L) Analysis Run 8/7/2024 11:19 AM

Plant Bowen Client: Southern Company Data: Bowen AP-1

	BGWC-41D
8/21/2023	
8/23/2023	0.011
8/24/2023	
1/30/2024	
2/2/2024	
2/5/2024	
2/6/2024	
2/7/2024	0.0023 (J)
2/8/2024	

Time Series

Constituent: Arsenic (mg/L) Analysis Run 8/7/2024 11:19 AM

Plant Bowen Client: Southern Company Data: Bowen AP-1

	BGWC-42D	BGWC-43D	BGWC-44D	BGWC-49D	BGWC-50D	BGWC-51	BGWC-52	BGWC-7	BGWC-8
6/6/2016									
6/7/2016									0.00018 (J)
6/8/2016								0.0024	
8/10/2016									<0.005
8/11/2016								0.0024 (J)	
10/4/2016									<0.005
10/5/2016									
10/6/2016								<0.005	
12/2/2016									<0.005
12/5/2016									
12/6/2016								<0.005	
2/14/2017									<0.005
2/15/2017								0.003 (J)	
4/14/2017									0.0007 (J)
4/17/2017									
4/18/2017								0.0029 (J)	
5/26/2017									0.0008 (J)
6/2/2017								0.0031 (J)	
7/10/2017									0.0011 (J)
7/11/2017									
7/14/2017								0.0017 (J)	
3/26/2018									0.0009 (J)
3/27/2018								0.0028 (J)	
6/12/2018									0.00065 (J)
6/13/2018								0.0023 (J)	
10/16/2018									0.00064 (J)
10/17/2018									
10/18/2018								0.0015 (J)	
2/25/2019									<0.005
2/28/2019								0.0011 (J)	
4/1/2019									0.00041 (J)
4/2/2019								0.0016 (J)	
9/24/2019								0.0031 (J)	0.00047 (J)
2/19/2020									0.0011 (J)
2/20/2020									
2/21/2020								0.0018 (J)	
3/18/2020									0.00042 (J)
3/19/2020								0.0018 (J)	
9/3/2020	0.0023 (J)	0.00099 (J)	0.0033 (J)						
9/23/2020									<0.005
9/24/2020									
9/25/2020								0.0025 (J)	
1/28/2021						0.0012 (J)	0.00099 (J)		
2/16/2021									<0.005
2/17/2021									
2/18/2021			0.0078					0.0026 (J)	
2/22/2021	0.0068								
2/23/2021						0.0048 (J)	0.0028 (J)		
3/8/2021		0.0013 (J)							
3/24/2021									0.0012 (J)
3/29/2021		0.001 (J)							
3/30/2021						0.0065 (J)	0.001 (J)	0.0017 (J)	

ND substitution: RL or RL/2 if <15% NDs.

Time Series

Constituent: Arsenic (mg/L) Analysis Run 8/7/2024 11:19 AM

Plant Bowen Client: Southern Company Data: Bowen AP-1

	BGWC-42D	BGWC-43D	BGWC-44D	BGWC-49D	BGWC-50D	BGWC-51	BGWC-52	BGWC-7	BGWC-8
3/31/2021			0.0043 (J)						
4/1/2021	0.002 (J)								
4/19/2021				0.0023 (J)	0.0032 (J)				
8/18/2021			0.0019 (J)		0.0018 (J)				0.0014 (J)
8/19/2021								0.0045 (J)	
8/20/2021	0.0064								
8/23/2021		0.0022 (J)				0.0033 (J)	0.002 (J)		
8/24/2021				0.003 (J)					
2/9/2022			0.0062		0.0023 (J)				
2/10/2022									<0.005
2/11/2022								0.0022 (J)	
2/14/2022						<0.005	<0.005		
2/15/2022		0.0048 (J)							
2/17/2022	0.009			0.0057					
7/26/2022			0.0041 (J)		0.0035 (J)				<0.005
7/28/2022	0.0033 (J)						<0.005	0.0024 (J)	
8/1/2022		0.0045 (J)		0.0076		<0.005			
1/25/2023			0.0043 (J)		<0.005				
1/26/2023								0.0025 (J)	<0.005
1/30/2023	0.0088								
1/31/2023						<0.005	<0.005		
2/1/2023				0.0073					
2/7/2023		<0.005							
8/15/2023			0.0039 (J)		<0.005				
8/16/2023									<0.005
8/17/2023								0.0041 (J)	
8/21/2023						0.0057			
8/22/2023				0.0097			0.005		
8/23/2023		0.0087							
8/24/2023	0.0059								
1/30/2024		0.0034 (J)							
1/31/2024			0.004 (J)		0.0019 (J)				
2/1/2024									<0.005
2/2/2024								0.0015 (J)	
2/5/2024						<0.005	<0.005		
2/6/2024				0.0022 (J)					
2/7/2024	0.004 (J)								

ND substitution: RL or RL/2 if <15% NDs.

Time Series

Constituent: Arsenic (mg/L) Analysis Run 8/7/2024 11:19 AM

Plant Bowen Client: Southern Company Data: Bowen AP-1

	BGWC-9
6/6/2016	0.0022
6/7/2016	
6/8/2016	
8/10/2016	
8/11/2016	0.0028 (J)
10/4/2016	
10/5/2016	0.002 (J)
10/6/2016	
12/2/2016	
12/5/2016	<0.005
12/6/2016	
2/14/2017	
2/15/2017	0.0033 (J)
4/14/2017	
4/17/2017	0.0028 (J)
4/18/2017	
5/26/2017	0.0035 (J)
6/2/2017	
7/10/2017	
7/11/2017	0.0033 (J)
7/14/2017	
3/26/2018	
3/27/2018	0.0021 (J)
6/12/2018	0.0015 (J)
6/13/2018	
10/16/2018	
10/17/2018	0.0035 (J)
10/18/2018	
2/25/2019	
2/28/2019	
4/1/2019	0.0026 (J)
4/2/2019	
9/24/2019	0.0033 (J)
2/19/2020	
2/20/2020	0.0019 (J)
2/21/2020	
3/18/2020	
3/19/2020	0.0014 (J)
9/3/2020	
9/23/2020	
9/24/2020	0.0021 (J)
9/25/2020	
1/28/2021	
2/16/2021	
2/17/2021	0.0019 (J)
2/18/2021	
2/22/2021	
2/23/2021	
3/8/2021	
3/24/2021	0.0025 (J)
3/29/2021	
3/30/2021	

Time Series

Constituent: Arsenic (mg/L) Analysis Run 8/7/2024 11:19 AM

Plant Bowen Client: Southern Company Data: Bowen AP-1

	BGWC-9
3/31/2021	
4/1/2021	
4/19/2021	
8/18/2021	0.0025 (J)
8/19/2021	
8/20/2021	
8/23/2021	
8/24/2021	
2/9/2022	
2/10/2022	0.0018 (J)
2/11/2022	
2/14/2022	
2/15/2022	
2/17/2022	
7/26/2022	<0.005
7/28/2022	
8/1/2022	
1/25/2023	
1/26/2023	<0.005
1/30/2023	
1/31/2023	
2/1/2023	
2/7/2023	
8/15/2023	
8/16/2023	
8/17/2023	<0.005
8/21/2023	
8/22/2023	
8/23/2023	
8/24/2023	
1/30/2024	
1/31/2024	
2/1/2024	0.0012 (J)
2/2/2024	
2/5/2024	
2/6/2024	
2/7/2024	

ND substitution: RL or RL/2 if <15% NDs.

Time Series

Constituent: Barium (mg/L) Analysis Run 8/7/2024 11:19 AM

Plant Bowen Client: Southern Company Data: Bowen AP-1

	BGWA-2 (bg)	BGWA-29 (bg)	BGWA-33 (bg)	BGWA-47D (bg)	BGWA-48D (bg)	BGWA-6	BGWC-10	BGWC-12	BGWC-14A
6/6/2016	0.2					0.015			
6/7/2016							0.091	0.027	
8/9/2016	0.188								
8/10/2016						0.0142			
8/11/2016									
8/12/2016								0.026	
8/16/2016							0.0667		
8/22/2016		0.0094 (J)							
10/3/2016	0.191								
10/4/2016		0.0188				0.0137			
10/6/2016								0.0308	
10/7/2016							0.0631		
11/29/2016	0.201								
12/1/2016		0.0334				0.0144			
12/5/2016								0.0258	
12/6/2016							0.0659		
1/10/2017		0.0306							
2/13/2017	0.218								
2/14/2017		0.0247				0.0114			
2/15/2017								0.029	
2/16/2017							0.0621		
4/13/2017	0.19					0.0115			
4/14/2017		0.0231							
4/18/2017							0.0545	0.0294	
5/25/2017	0.193	0.0235				0.0122			
5/30/2017									
6/2/2017							0.0555	0.0354	
7/7/2017	0.148					0.012			
7/10/2017		0.0207							
7/12/2017							0.0572		
7/13/2017								0.0329	
7/14/2017									
3/26/2018	0.17	0.016							
3/27/2018							0.051		
3/28/2018								0.034	
6/12/2018	0.18	0.018							
6/14/2018							0.053	0.032	
10/16/2018	0.17	0.016				0.011			
10/17/2018								0.033	
10/18/2018							0.053		
2/25/2019	0.16								
2/27/2019		0.013							
2/28/2019							0.053	0.033	
4/1/2019	0.16	0.014						0.023	
4/2/2019						0.011	0.045		
4/3/2019			0.025						
9/23/2019	0.21	0.016				0.012			
9/25/2019							0.047	0.035	
9/26/2019									
9/27/2019			0.035						
2/18/2020	0.15					0.012			
2/19/2020		0.013							

Time Series

Constituent: Barium (mg/L) Analysis Run 8/7/2024 11:20 AM

Plant Bowen Client: Southern Company Data: Bowen AP-1

	BGWA-2 (bg)	BGWA-29 (bg)	BGWA-33 (bg)	BGWA-47D (bg)	BGWA-48D (bg)	BGWA-6	BGWC-10	BGWC-12	BGWC-14A
2/20/2020							0.049		
2/21/2020			0.03						
2/24/2020								0.033	
3/18/2020	0.14	0.013							
3/19/2020						0.013		0.034	
3/20/2020			0.033						
3/23/2020							0.042		
5/22/2020				0.046					0.036
5/25/2020					0.12				
6/23/2020				0.065	0.067				0.029
7/28/2020				0.081	0.098				0.049
9/2/2020				0.058					0.04
9/3/2020					0.067				
9/23/2020	0.14	0.014				0.01			
9/24/2020							0.041		
9/25/2020			0.028					0.038	
10/1/2020				0.058	0.073				0.039
11/10/2020				0.057	0.071				0.037
12/15/2020				0.059	0.073				0.042
1/20/2021				0.058	0.071				0.042
2/16/2021	0.15	0.013							
2/17/2021				0.06	0.064				
2/18/2021						0.012	0.039		0.036
2/19/2021			0.03					0.043	
3/23/2021		0.013							
3/24/2021								0.039	0.032
3/25/2021				0.057	0.091				
3/26/2021	0.14								
3/30/2021							0.041		
3/31/2021						0.052			
4/1/2021			0.035						
8/16/2021	0.13	0.017		0.06	0.074	0.044			
8/18/2021							0.036	0.042	0.04
8/25/2021			0.029						
2/9/2022	0.12			0.057	0.054	0.043			0.022
2/10/2022		0.011							
2/11/2022							0.044	0.043	
2/16/2022			0.031						
7/26/2022	0.12	0.013		0.056	0.025	0.016			0.038
7/27/2022								0.045	
7/28/2022							0.042		
8/3/2022			0.061						
1/24/2023	0.1	0.012		0.059	0.024				
1/25/2023						0.064			
1/26/2023								0.052	0.025
1/27/2023							0.04		
2/2/2023			0.085						
8/15/2023				0.055		0.014			
8/16/2023		0.015			0.03			0.049	0.041
8/17/2023							0.039		
8/21/2023	0.11								
8/23/2023			0.05						

Time Series

Constituent: Barium (mg/L) Analysis Run 8/7/2024 11:20 AM

Plant Bowen Client: Southern Company Data: Bowen AP-1

	BGWA-2 (bg)	BGWA-29 (bg)	BGWA-33 (bg)	BGWA-47D (bg)	BGWA-48D (bg)	BGWA-6	BGWC-10	BGWC-12	BGWC-14A
1/31/2024				0.054	0.052	0.055			
2/1/2024							0.038	0.055	0.034
2/5/2024		0.011							
2/7/2024			0.058						
2/8/2024	0.11								

Time Series

Constituent: Barium (mg/L) Analysis Run 8/7/2024 11:20 AM

Plant Bowen Client: Southern Company Data: Bowen AP-1

	BGWC-16
6/6/2016	
6/7/2016	0.027
8/9/2016	
8/10/2016	
8/11/2016	0.0292
8/12/2016	
8/16/2016	
8/22/2016	
10/3/2016	
10/4/2016	
10/6/2016	
10/7/2016	0.0295
11/29/2016	
12/1/2016	
12/5/2016	
12/6/2016	0.0367
1/10/2017	
2/13/2017	
2/14/2017	
2/15/2017	
2/16/2017	0.0315
4/13/2017	
4/14/2017	
4/18/2017	0.0272
5/25/2017	
5/30/2017	0.0316
6/2/2017	
7/7/2017	
7/10/2017	
7/12/2017	
7/13/2017	
7/14/2017	0.029
3/26/2018	
3/27/2018	0.027
3/28/2018	
6/12/2018	0.029
6/14/2018	
10/16/2018	
10/17/2018	
10/18/2018	0.026
2/25/2019	0.028
2/27/2019	
2/28/2019	
4/1/2019	
4/2/2019	0.025
4/3/2019	
9/23/2019	
9/25/2019	
9/26/2019	0.031
9/27/2019	
2/18/2020	
2/19/2020	

Time Series

Constituent: Barium (mg/L) Analysis Run 8/7/2024 11:20 AM

Plant Bowen Client: Southern Company Data: Bowen AP-1

	BGWC-16
2/20/2020	0.026
2/21/2020	
2/24/2020	
3/18/2020	
3/19/2020	0.027
3/20/2020	
3/23/2020	
5/22/2020	
5/25/2020	
6/23/2020	
7/28/2020	
9/2/2020	
9/3/2020	
9/23/2020	
9/24/2020	0.028
9/25/2020	
10/1/2020	
11/10/2020	
12/15/2020	
1/20/2021	
2/16/2021	
2/17/2021	
2/18/2021	0.028
2/19/2021	
3/23/2021	
3/24/2021	0.028
3/25/2021	
3/26/2021	
3/30/2021	
3/31/2021	
4/1/2021	
8/16/2021	
8/18/2021	0.027
8/25/2021	
2/9/2022	
2/10/2022	
2/11/2022	0.03
2/16/2022	
7/26/2022	
7/27/2022	0.033
7/28/2022	
8/3/2022	
1/24/2023	
1/25/2023	
1/26/2023	0.033
1/27/2023	
2/2/2023	
8/15/2023	
8/16/2023	
8/17/2023	0.034
8/21/2023	
8/23/2023	

Time Series

Constituent: Barium (mg/L) Analysis Run 8/7/2024 11:20 AM

Plant Bowen Client: Southern Company Data: Bowen AP-1

	BGWC-16
1/31/2024	
2/1/2024	0.032
2/5/2024	
2/7/2024	
2/8/2024	

Time Series

Constituent: Barium (mg/L) Analysis Run 8/7/2024 11:20 AM

Plant Bowen Client: Southern Company Data: Bowen AP-1

	BGWC-17	BGWC-18	BGWC-19	BGWC-20	BGWC-21	BGWC-22	BGWC-23	BGWC-24	BGWC-25
6/7/2016	0.017								
6/8/2016		0.039	0.036	0.036	0.054	0.092			0.038
6/9/2016							0.11	0.14	
8/11/2016	0.0152								
8/12/2016		0.031	0.0412	0.0283					
8/15/2016									0.0321
8/18/2016					0.0479	0.0953	0.0893	0.113	
10/7/2016	0.0225	0.0427	0.0427						
10/10/2016				0.0288	0.0433	0.0954	0.0839	0.0888	0.0283
12/6/2016	0.0171	0.0398							
12/7/2016			0.0338	0.0279			0.0912	0.0289	
12/8/2016					0.0474	0.0991			0.0294
1/23/2017									
2/7/2017									
2/16/2017	0.0187	0.0309	0.0407						
2/17/2017				0.0316	0.0483	0.0927			
2/20/2017							0.0813	0.0999	0.0275
3/27/2017									
4/17/2017									
4/19/2017	0.0183	0.0325	0.042	0.0367	0.0486		0.087	0.114	
4/20/2017						0.086			0.0279
5/22/2017									
5/30/2017	0.0179								
6/1/2017		0.0331	0.0341	0.0361	0.0468				0.0313
6/5/2017						0.0875	0.084	0.135	
7/11/2017									
7/14/2017	0.0191	0.0349	0.0405						
7/17/2017							0.0809	0.134	0.0251
7/18/2017				0.0346	0.0494				
7/19/2017						0.0877			
8/23/2017									
3/26/2018									
3/27/2018	0.015	0.027	0.029						
3/28/2018				0.03	0.043				0.018
3/29/2018						0.088	0.085	0.08	
6/13/2018				0.031			0.091	0.1	
6/14/2018	0.016	0.032			0.042	0.093			0.019
6/15/2018			0.032						
10/17/2018	0.015								
10/18/2018		0.033							
10/19/2018			0.037		0.038				
10/22/2018				0.03		0.088	0.087	0.1	0.018
2/27/2019	0.014	0.027		0.032					
3/1/2019			0.028			0.087	0.097	0.12	0.021
4/2/2019	0.015	0.028							
4/3/2019			0.033	0.029	0.033	0.082	0.087	0.095	
4/4/2019									0.016
9/26/2019	0.023	0.042	0.049	0.032					
9/27/2019						0.095	0.11		
9/30/2019					0.036			0.098	0.016
2/24/2020	0.014	0.028	0.024	0.033					
2/25/2020						0.062	0.12		

Time Series

Constituent: Barium (mg/L) Analysis Run 8/7/2024 11:20 AM

Plant Bowen Client: Southern Company Data: Bowen AP-1

	BGWC-17	BGWC-18	BGWC-19	BGWC-20	BGWC-21	BGWC-22	BGWC-23	BGWC-24	BGWC-25
2/26/2020					0.024			0.1	0.015
3/19/2020	0.017								
3/20/2020		0.031	0.034		0.03	0.075			
3/23/2020				0.032			0.11		
3/24/2020									0.015
3/25/2020								0.096	
9/24/2020	0.022	0.031			0.031	0.093	0.12		
9/25/2020								0.088	
9/28/2020			0.03	0.032					0.016
2/18/2021	0.017	0.034	0.026	0.039					
2/19/2021					0.03	0.086	0.12	0.081	
2/23/2021									0.019
3/8/2021									
3/24/2021	0.018	0.031							
3/25/2021									
3/26/2021			0.028				0.12	0.075	0.018
3/29/2021				0.033	0.025	0.079			
8/19/2021	0.015	0.029							0.019
8/20/2021			0.035	0.034	0.024				
8/23/2021						0.073	0.11	0.077	
2/11/2022	0.015								
2/14/2022							0.11		
2/15/2022						0.074		0.077	
2/16/2022		0.032	0.036	0.035	0.028				0.019
7/27/2022	0.015	0.029	0.039	0.032					0.016
7/28/2022					0.025				
8/1/2022							0.099		
8/2/2022						0.074		0.022	
10/21/2022								0.057 (R)	
1/26/2023	0.015	0.034							
1/27/2023			0.023		0.021				0.015
1/30/2023				0.036					
2/1/2023								0.052	
2/2/2023							0.088		
2/7/2023						0.058			
8/17/2023	0.015	0.033							0.013
8/18/2023			0.034	0.035					
8/21/2023									
8/22/2023						0.068			
8/23/2023					0.036		0.06		
8/25/2023								0.045	
1/30/2024								0.042	
2/1/2024	0.017								
2/2/2024		0.027	0.028						
2/5/2024				0.034	0.027				0.016
2/6/2024									
2/8/2024						0.05	0.059		

Time Series

Constituent: Barium (mg/L) Analysis Run 8/7/2024 11:20 AM

Plant Bowen Client: Southern Company Data: Bowen AP-1

	BGWC-30
6/7/2016	
6/8/2016	
6/9/2016	
8/11/2016	
8/12/2016	
8/15/2016	
8/18/2016	
10/7/2016	
10/10/2016	
12/6/2016	
12/7/2016	
12/8/2016	
1/23/2017	0.237
2/7/2017	0.191
2/16/2017	
2/17/2017	
2/20/2017	
3/27/2017	0.197
4/17/2017	0.192
4/19/2017	
4/20/2017	
5/22/2017	0.197
5/30/2017	
6/1/2017	
6/5/2017	0.201
7/11/2017	0.179
7/14/2017	
7/17/2017	
7/18/2017	
7/19/2017	
8/23/2017	0.15
3/26/2018	0.1
3/27/2018	
3/28/2018	
3/29/2018	
6/13/2018	
6/14/2018	
6/15/2018	0.087
10/17/2018	
10/18/2018	
10/19/2018	
10/22/2018	0.1
2/27/2019	
3/1/2019	0.078
4/2/2019	0.075
4/3/2019	
4/4/2019	
9/26/2019	
9/27/2019	0.08
9/30/2019	
2/24/2020	
2/25/2020	

Time Series

Constituent: Barium (mg/L) Analysis Run 8/7/2024 11:20 AM

Plant Bowen Client: Southern Company Data: Bowen AP-1

	BGWC-30
2/26/2020	0.062
3/19/2020	
3/20/2020	
3/23/2020	0.075
3/24/2020	
3/25/2020	
9/24/2020	
9/25/2020	0.07
9/28/2020	
2/18/2021	
2/19/2021	
2/23/2021	
3/8/2021	0.074
3/24/2021	
3/25/2021	0.06
3/26/2021	
3/29/2021	
8/19/2021	0.094
8/20/2021	
8/23/2021	
2/11/2022	
2/14/2022	0.072
2/15/2022	
2/16/2022	
7/27/2022	
7/28/2022	
8/1/2022	0.061
8/2/2022	
10/21/2022	
1/26/2023	
1/27/2023	
1/30/2023	
2/1/2023	0.062
2/2/2023	
2/7/2023	
8/17/2023	
8/18/2023	
8/21/2023	0.051
8/22/2023	
8/23/2023	
8/25/2023	
1/30/2024	
2/1/2024	
2/2/2024	
2/5/2024	
2/6/2024	0.055
2/8/2024	

Time Series

Constituent: Barium (mg/L) Analysis Run 8/7/2024 11:20 AM

Plant Bowen Client: Southern Company Data: Bowen AP-1

	BGWC-31	BGWC-32	BGWC-34D	BGWC-35D	BGWC-36D	BGWC-37D	BGWC-38D	BGWC-39	BGWC-40
10/17/2018					0.11				
10/18/2018	0.055								
10/19/2018			0.038						
10/22/2018		0.096		0.065					
4/2/2019					0.074				
4/4/2019	0.032		0.031	0.071					
4/5/2019		0.085							
9/24/2019	0.038		0.036						
9/26/2019		0.12		0.085					
9/27/2019					0.084				
2/25/2020				0.099		0.12			
2/26/2020	0.033				0.064				
2/27/2020		0.092	0.036				0.24	0.06	
2/28/2020									0.045
3/23/2020	0.038				0.062				
3/24/2020		0.094	0.043			0.1	0.17	0.04	
3/25/2020				0.12					0.048
9/2/2020							0.19		
9/25/2020		0.14		0.11		0.1			
9/28/2020	0.038		0.042		0.067				
9/29/2020								0.096	0.047
2/19/2021			0.053						
2/22/2021	0.041			0.091		0.09		0.054	0.061
2/23/2021		0.13							
3/8/2021					0.073				
3/9/2021							0.096		
3/25/2021					0.073				
3/26/2021				0.07		0.089			
3/29/2021	0.039						0.082		
3/30/2021		0.13	0.048						0.06
3/31/2021								0.06	
8/19/2021							0.14		
8/20/2021	0.041			0.069		0.09			
8/23/2021					0.066				
8/24/2021			0.048					0.065	0.053
8/25/2021		0.099							
2/14/2022					0.064		0.15		
2/15/2022									
2/16/2022	0.042	0.096	0.052					0.067	0.055
2/17/2022				0.071		0.087			
7/28/2022	0.039		0.051	0.06		0.094			0.047
7/29/2022		0.09			0.062				
8/2/2022							0.12	0.07	
1/27/2023	0.042								
1/30/2023			0.055	0.059		0.087			
1/31/2023		0.1							0.047
2/1/2023					0.058				
2/2/2023								0.039	
2/7/2023							0.11		
8/18/2023	0.041	0.079	0.052						0.038
8/21/2023					0.06		0.1		
8/23/2023								0.072	

Time Series

Constituent: Barium (mg/L) Analysis Run 8/7/2024 11:20 AM

Plant Bowen Client: Southern Company Data: Bowen AP-1

	BGWC-31	BGWC-32	BGWC-34D	BGWC-35D	BGWC-36D	BGWC-37D	BGWC-38D	BGWC-39	BGWC-40
8/24/2023				0.056		0.095			
1/30/2024					0.06				
2/2/2024	0.044								
2/5/2024			0.057						
2/6/2024							0.16		
2/7/2024				0.05		0.077			0.039
2/8/2024		0.086						0.043	

Time Series

Constituent: Barium (mg/L) Analysis Run 8/7/2024 11:20 AM

Plant Bowen Client: Southern Company Data: Bowen AP-1

	BGWC-41D
10/17/2018	
10/18/2018	
10/19/2018	
10/22/2018	
4/2/2019	
4/4/2019	
4/5/2019	
9/24/2019	
9/26/2019	
9/27/2019	
2/25/2020	
2/26/2020	
2/27/2020	
2/28/2020	
3/23/2020	
3/24/2020	
3/25/2020	
9/2/2020	0.046
9/25/2020	
9/28/2020	
9/29/2020	
2/19/2021	
2/22/2021	0.053
2/23/2021	
3/8/2021	
3/9/2021	
3/25/2021	
3/26/2021	
3/29/2021	
3/30/2021	
3/31/2021	0.058
8/19/2021	
8/20/2021	
8/23/2021	
8/24/2021	0.06
8/25/2021	
2/14/2022	
2/15/2022	0.063
2/16/2022	
2/17/2022	
7/28/2022	
7/29/2022	0.06
8/2/2022	
1/27/2023	
1/30/2023	
1/31/2023	
2/1/2023	0.071
2/2/2023	
2/7/2023	
8/18/2023	
8/21/2023	
8/23/2023	0.065

Time Series

Constituent: Barium (mg/L) Analysis Run 8/7/2024 11:20 AM

Plant Bowen Client: Southern Company Data: Bowen AP-1

	BGWC-41D
8/24/2023	
1/30/2024	
2/2/2024	
2/5/2024	
2/6/2024	
2/7/2024	0.072
2/8/2024	

Time Series

Constituent: Barium (mg/L) Analysis Run 8/7/2024 11:20 AM

Plant Bowen Client: Southern Company Data: Bowen AP-1

	BGWC-42D	BGWC-43D	BGWC-44D	BGWC-49D	BGWC-50D	BGWC-51	BGWC-52	BGWC-7	BGWC-8
6/6/2016									
6/7/2016									0.0051
6/8/2016								0.048	
8/10/2016									0.0264
8/11/2016								0.0428	
10/4/2016									0.0316
10/5/2016									
10/6/2016								0.0404	
12/2/2016									0.026
12/5/2016									
12/6/2016								0.0385	
2/14/2017									0.0299
2/15/2017								0.039	
4/14/2017									0.0275
4/17/2017									
4/18/2017								0.0392	
5/26/2017									0.0328
6/2/2017								0.0407	
7/10/2017									0.0305
7/11/2017									
7/14/2017								0.0394	
3/26/2018									0.029
3/27/2018								0.039	
6/12/2018									0.031
6/13/2018								0.038	
10/16/2018									0.034
10/17/2018									
10/18/2018								0.037	
2/25/2019									0.03
2/28/2019								0.041	
4/1/2019									0.025
4/2/2019								0.031	
9/24/2019								0.035	0.03
2/19/2020									0.032
2/20/2020									
2/21/2020								0.03	
3/18/2020									0.028
3/19/2020								0.031	
9/3/2020	0.087	0.083	0.02						
9/23/2020									0.029
9/24/2020									
9/25/2020								0.03	
1/28/2021						0.061	0.076		
2/16/2021									0.028
2/17/2021									
2/18/2021			0.026					0.031	
2/22/2021	0.13								
2/23/2021						0.054	0.095		
3/8/2021		0.068							
3/24/2021									0.027
3/29/2021		0.065							
3/30/2021						0.051	0.084	0.035	

Time Series

Constituent: Barium (mg/L) Analysis Run 8/7/2024 11:20 AM

Plant Bowen Client: Southern Company Data: Bowen AP-1

	BGWC-42D	BGWC-43D	BGWC-44D	BGWC-49D	BGWC-50D	BGWC-51	BGWC-52	BGWC-7	BGWC-8
3/31/2021			0.025						
4/1/2021	0.058								
4/19/2021				0.077	0.033				
8/18/2021			0.021		0.028				0.029
8/19/2021								0.028	
8/20/2021	0.12								
8/23/2021		0.07				0.044	0.063		
8/24/2021				0.094					
2/9/2022			0.023		0.049				
2/10/2022									0.027
2/11/2022								0.029	
2/14/2022						0.011	0.029		
2/15/2022		0.076							
2/17/2022	0.12			0.077					
7/26/2022			0.022		0.051				0.029
7/28/2022	0.084						0.021	0.028	
8/1/2022		0.066		0.062		0.0081			
1/25/2023			0.012		0.067				
1/26/2023								0.029	0.029
1/30/2023	0.13								
1/31/2023						0.011	0.032		
2/1/2023				0.055					
2/7/2023		0.059							
8/15/2023			0.033		0.062				
8/16/2023									0.027
8/17/2023								0.027	
8/21/2023						0.0094			
8/22/2023				0.074			0.029		
8/23/2023		0.062							
8/24/2023	0.074								
1/30/2024		0.072							
1/31/2024			0.036		0.055				
2/1/2024									0.027
2/2/2024								0.023	
2/5/2024						0.0058	0.019		
2/6/2024				0.057					
2/7/2024	0.06								

Time Series

Constituent: Barium (mg/L) Analysis Run 8/7/2024 11:20 AM

Plant Bowen Client: Southern Company Data: Bowen AP-1

	BGWC-9
6/6/2016	0.034
6/7/2016	
6/8/2016	
8/10/2016	
8/11/2016	0.0305
10/4/2016	
10/5/2016	0.0289
10/6/2016	
12/2/2016	
12/5/2016	0.0269
12/6/2016	
2/14/2017	
2/15/2017	0.0299
4/14/2017	
4/17/2017	0.0318
4/18/2017	
5/26/2017	0.0341
6/2/2017	
7/10/2017	
7/11/2017	0.0355
7/14/2017	
3/26/2018	
3/27/2018	0.026
6/12/2018	0.024
6/13/2018	
10/16/2018	
10/17/2018	0.037
10/18/2018	
2/25/2019	
2/28/2019	
4/1/2019	0.027
4/2/2019	
9/24/2019	0.035
2/19/2020	
2/20/2020	0.025
2/21/2020	
3/18/2020	
3/19/2020	0.028
9/3/2020	
9/23/2020	
9/24/2020	0.031
9/25/2020	
1/28/2021	
2/16/2021	
2/17/2021	0.03
2/18/2021	
2/22/2021	
2/23/2021	
3/8/2021	
3/24/2021	0.026
3/29/2021	
3/30/2021	

Time Series

Constituent: Barium (mg/L) Analysis Run 8/7/2024 11:20 AM

Plant Bowen Client: Southern Company Data: Bowen AP-1

	BGWC-9
3/31/2021	
4/1/2021	
4/19/2021	
8/18/2021	0.025
8/19/2021	
8/20/2021	
8/23/2021	
8/24/2021	
2/9/2022	
2/10/2022	0.026
2/11/2022	
2/14/2022	
2/15/2022	
2/17/2022	
7/26/2022	0.029
7/28/2022	
8/1/2022	
1/25/2023	
1/26/2023	0.027
1/30/2023	
1/31/2023	
2/1/2023	
2/7/2023	
8/15/2023	
8/16/2023	
8/17/2023	0.03
8/21/2023	
8/22/2023	
8/23/2023	
8/24/2023	
1/30/2024	
1/31/2024	
2/1/2024	0.027
2/2/2024	
2/5/2024	
2/6/2024	
2/7/2024	

Time Series

Constituent: Beryllium (mg/L) Analysis Run 8/7/2024 11:20 AM

Plant Bowen Client: Southern Company Data: Bowen AP-1

	BGWA-2 (bg)	BGWA-29 (bg)	BGWA-33 (bg)	BGWA-47D (bg)	BGWA-48D (bg)	BGWA-6	BGWC-10	BGWC-12	BGWC-14A
6/6/2016	<0.0005					<0.0005			
6/7/2016							<0.0005	<0.0005	
8/9/2016	<0.0005								
8/10/2016						<0.0005			
8/11/2016									
8/12/2016								<0.0005	
8/16/2016							<0.0005		
8/22/2016		<0.0005							
10/3/2016	<0.0005								
10/4/2016		<0.0005				<0.0005			
10/6/2016								<0.0005	
10/7/2016							<0.0005		
11/29/2016	<0.0005								
12/1/2016		<0.0005				<0.0005			
12/5/2016								<0.0005	
12/6/2016							<0.0005		
1/10/2017		<0.0005							
2/13/2017	<0.0005								
2/14/2017		<0.0005				<0.0005			
2/15/2017								<0.0005	
2/16/2017							<0.0005		
4/13/2017	<0.0005					<0.0005			
4/14/2017		<0.0005							
4/18/2017							<0.0005	<0.0005	
5/25/2017	<0.0005	<0.0005				<0.0005			
5/30/2017									
6/2/2017							<0.0005	<0.0005	
7/7/2017	<0.0005					<0.0005			
7/10/2017		<0.0005							
7/12/2017							<0.0005		
7/13/2017								<0.0005	
7/14/2017									
3/26/2018	<0.0005	<0.0005							
3/27/2018							<0.0005		
3/28/2018								<0.0005	
2/25/2019	<0.0005								
2/27/2019		<0.0005							
2/28/2019							<0.0005	7.6E-05 (J)	
4/1/2019	<0.0005	<0.0005						<0.0005	
4/2/2019						<0.0005	<0.0005		
4/3/2019			<0.0005						
9/23/2019	<0.0005	<0.0005				<0.0005			
9/25/2019							<0.0005	<0.0005	
9/26/2019									
9/27/2019			<0.0005						
2/18/2020	<0.0005					<0.0005			
2/19/2020		<0.0005							
2/20/2020							<0.0005		
2/21/2020			<0.0005						
2/24/2020								<0.0005	
3/18/2020	<0.0005	<0.0005							
3/19/2020						<0.0005		<0.0005	

ND substitution: RL or RL/2 if <15% NDs.

Time Series

Constituent: Beryllium (mg/L) Analysis Run 8/7/2024 11:20 AM

Plant Bowen Client: Southern Company Data: Bowen AP-1

	BGWA-2 (bg)	BGWA-29 (bg)	BGWA-33 (bg)	BGWA-47D (bg)	BGWA-48D (bg)	BGWA-6	BGWC-10	BGWC-12	BGWC-14A
3/20/2020			<0.0005						
3/23/2020							<0.0005		
5/22/2020				<0.0005					<0.0005
5/25/2020					<0.0005				
6/23/2020				<0.0005	<0.0005				<0.0005
7/28/2020				<0.0005	<0.0005				<0.0005
9/2/2020				<0.0005					<0.0005
9/3/2020					<0.0005				
9/23/2020	<0.0005	<0.0005				<0.0005			
9/24/2020							<0.0005		
9/25/2020			<0.0005					<0.0005	
10/1/2020				<0.0005	5.7E-05 (J)				<0.0005
11/10/2020				<0.0005	<0.0005				<0.0005
12/15/2020				<0.0005	<0.0005				<0.0005
1/20/2021				<0.0005	<0.0005				<0.0005
2/16/2021	<0.0005	<0.0005							
2/17/2021				<0.0005	<0.0005				
2/18/2021						<0.0005	<0.0005		<0.0005
2/19/2021			<0.0005					4.6E-05 (J)	
3/23/2021		<0.0005							
3/24/2021								<0.0005	<0.0005
3/25/2021				<0.0005	<0.0005				
3/26/2021	<0.0005								
3/30/2021							<0.0005		
3/31/2021						<0.0005			
4/1/2021			<0.0005						
8/16/2021	<0.0005	<0.0005		<0.0005	<0.0005	<0.0005			
8/18/2021							<0.0005	<0.0005	<0.0005
8/25/2021			<0.0005						
2/9/2022	<0.0005			<0.0005	<0.0005	<0.0005			<0.0005
2/10/2022		<0.0005							
2/11/2022							<0.0005	<0.0005	
2/16/2022			<0.0005						
7/26/2022	<0.0005	<0.0005		<0.0005	<0.0005	<0.0005			<0.0005
7/27/2022								<0.0005	
7/28/2022							<0.0005		
8/3/2022			<0.0005						
1/24/2023	<0.0005	<0.0005		<0.0005	<0.0005				
1/25/2023						<0.0005			
1/26/2023								<0.0005	<0.0005
1/27/2023							<0.0005		
2/2/2023			<0.0005						
8/15/2023				<0.0005		<0.0005			
8/16/2023		<0.0005			<0.0005			<0.0005	<0.0005
8/17/2023							<0.0005		
8/21/2023	<0.0005								
8/23/2023			<0.0005						
1/31/2024				<0.0005	<0.0005	<0.0005			
2/1/2024							<0.0005	<0.0005	<0.0005
2/5/2024		<0.0005							
2/7/2024			<0.0005						
2/8/2024	<0.0005								

ND substitution: RL or RL/2 if <15% NDs.

Time Series

Constituent: Beryllium (mg/L) Analysis Run 8/7/2024 11:20 AM

Plant Bowen Client: Southern Company Data: Bowen AP-1

	BGWC-16
6/6/2016	
6/7/2016	<0.0005
8/9/2016	
8/10/2016	
8/11/2016	<0.0005
8/12/2016	
8/16/2016	
8/22/2016	
10/3/2016	
10/4/2016	
10/6/2016	
10/7/2016	<0.0005
11/29/2016	
12/1/2016	
12/5/2016	
12/6/2016	<0.0005
1/10/2017	
2/13/2017	
2/14/2017	
2/15/2017	
2/16/2017	<0.0005
4/13/2017	
4/14/2017	
4/18/2017	<0.0005
5/25/2017	
5/30/2017	<0.0005
6/2/2017	
7/7/2017	
7/10/2017	
7/12/2017	
7/13/2017	
7/14/2017	<0.0005
3/26/2018	
3/27/2018	<0.0005
3/28/2018	
2/25/2019	8.7E-05 (J)
2/27/2019	
2/28/2019	
4/1/2019	
4/2/2019	6.3E-05 (J)
4/3/2019	
9/23/2019	
9/25/2019	
9/26/2019	8E-05 (J)
9/27/2019	
2/18/2020	
2/19/2020	
2/20/2020	0.00012 (J)
2/21/2020	
2/24/2020	
3/18/2020	
3/19/2020	0.00012 (J)

ND substitution: RL or RL/2 if <15% NDs.

Time Series

Constituent: Beryllium (mg/L) Analysis Run 8/7/2024 11:20 AM

Plant Bowen Client: Southern Company Data: Bowen AP-1

	BGWC-16
3/20/2020	
3/23/2020	
5/22/2020	
5/25/2020	
6/23/2020	
7/28/2020	
9/2/2020	
9/3/2020	
9/23/2020	
9/24/2020	0.00011 (J)
9/25/2020	
10/1/2020	
11/10/2020	
12/15/2020	
1/20/2021	
2/16/2021	
2/17/2021	
2/18/2021	0.00013 (J)
2/19/2021	
3/23/2021	
3/24/2021	0.00014 (J)
3/25/2021	
3/26/2021	
3/30/2021	
3/31/2021	
4/1/2021	
8/16/2021	
8/18/2021	0.00013 (J)
8/25/2021	
2/9/2022	
2/10/2022	
2/11/2022	0.00013 (J)
2/16/2022	
7/26/2022	
7/27/2022	0.00017 (J)
7/28/2022	
8/3/2022	
1/24/2023	
1/25/2023	
1/26/2023	0.00015 (J)
1/27/2023	
2/2/2023	
8/15/2023	
8/16/2023	
8/17/2023	0.00017 (J)
8/21/2023	
8/23/2023	
1/31/2024	
2/1/2024	0.00022 (J)
2/5/2024	
2/7/2024	
2/8/2024	

Time Series

Constituent: Beryllium (mg/L) Analysis Run 8/7/2024 11:20 AM

Plant Bowen Client: Southern Company Data: Bowen AP-1

	BGWC-17	BGWC-18	BGWC-19	BGWC-20	BGWC-21	BGWC-22	BGWC-23	BGWC-24	BGWC-25
6/7/2016	<0.0005								
6/8/2016		<0.0005	<0.0005	<0.0005	<0.0005	<0.0005			<0.0005
6/9/2016							<0.0005	<0.0005	
8/11/2016	<0.0005								
8/12/2016		<0.0005	<0.0005	<0.0005					
8/15/2016									<0.0005
8/18/2016					<0.0005	<0.0005	<0.0005	<0.0005	
10/7/2016	<0.0005	<0.0005	<0.0005						
10/10/2016				<0.0005	<0.0005	<0.0005	<0.0005	<0.0005	<0.0005
12/6/2016	<0.0005	<0.0005							
12/7/2016			<0.0005	<0.0005			<0.0005	<0.0005	
12/8/2016					<0.0005	<0.0005			<0.0005
1/23/2017									
2/7/2017									
2/16/2017	<0.0005	<0.0005	<0.0005						
2/17/2017				<0.0005	<0.0005	<0.0005			
2/20/2017							<0.0005	<0.0005	<0.0005
3/27/2017									
4/17/2017									
4/19/2017	<0.0005	<0.0005	8E-05 (J)	<0.0005	<0.0005		<0.0005	<0.0005	
4/20/2017						<0.0005			<0.0005
5/22/2017									
5/30/2017	<0.0005								
6/1/2017		9E-05 (J)	7E-05 (J)	<0.0005	<0.0005				<0.0005
6/5/2017						<0.0005	<0.0005	<0.0005	
7/11/2017									
7/14/2017	<0.0005	<0.0005	<0.0005						
7/17/2017							<0.0005	<0.0005	<0.0005
7/18/2017				<0.0005	<0.0005				
7/19/2017						<0.0005			
8/23/2017									
3/26/2018									
3/27/2018	<0.0005	<0.0005	<0.0005						
3/28/2018				<0.0005	<0.0005				<0.0005
3/29/2018						<0.0005	<0.0005	<0.0005	
2/27/2019	<0.0005	0.00011 (J)		<0.0005					
3/1/2019			<0.0005			0.00012 (J)	<0.0005	<0.0005	<0.0005
4/2/2019	<0.0005	5.2E-05 (J)							
4/3/2019			<0.0005	<0.0005	<0.0005	6.7E-05 (J)	<0.0005	<0.0005	
4/4/2019									<0.0005
9/26/2019	<0.0005	<0.0005	<0.0005	<0.0005					
9/27/2019						9.9E-05 (J)	<0.0005		
9/30/2019					<0.0005			9.3E-05 (J)	<0.0005
2/24/2020	<0.0005	<0.0005	<0.0005	<0.0005					
2/25/2020						9.3E-05 (J)	<0.0005		
2/26/2020					<0.0005			0.0001 (J)	<0.0005
3/19/2020	<0.0005								
3/20/2020		7.6E-05 (J)	<0.0005		<0.0005	8.8E-05 (J)			
3/23/2020				<0.0005			<0.0005		
3/24/2020									<0.0005
3/25/2020								0.0001 (J)	
9/24/2020	5.4E-05 (J)	<0.0005			<0.0005	0.00012 (J)	5.4E-05 (J)		

ND substitution: RL or RL/2 if <15% NDs.

Time Series

Constituent: Beryllium (mg/L) Analysis Run 8/7/2024 11:20 AM

Plant Bowen Client: Southern Company Data: Bowen AP-1

	BGWC-17	BGWC-18	BGWC-19	BGWC-20	BGWC-21	BGWC-22	BGWC-23	BGWC-24	BGWC-25
9/25/2020								0.00013 (J)	
9/28/2020			8.8E-05 (J)	<0.0005					<0.0005
2/18/2021	6.5E-05 (J)	6.8E-05 (J)	5.2E-05 (J)	<0.0005					
2/19/2021					<0.0005	0.00013 (J)	<0.0005	0.00018 (J)	
2/23/2021									<0.0005
3/8/2021									
3/24/2021	<0.0005	6.1E-05 (J)							
3/25/2021									
3/26/2021			5.5E-05 (J)				<0.0005	<0.0005	<0.0005
3/29/2021				<0.0005	<0.0005	0.00011 (J)			
8/19/2021	6.1E-05 (J)	<0.0005							<0.0005
8/20/2021			8.7E-05 (J)	<0.0005	<0.0005				
8/23/2021						0.00011 (J)	<0.0005	0.00017 (J)	
2/11/2022	<0.0005								
2/14/2022							<0.0005		
2/15/2022						0.00012 (J)		0.00027 (J)	
2/16/2022		6.3E-05 (J)	0.0001 (J)	<0.0005	<0.0005				<0.0005
7/27/2022	5.8E-05 (J)	<0.0005	6.1E-05 (J)	<0.0005					<0.0005
7/28/2022					<0.0005				
8/1/2022							<0.0005		
8/2/2022						0.00012 (J)		<0.0005	
10/21/2022								0.00022 (JR)	
1/26/2023	<0.0005	0.0001 (J)							
1/27/2023			<0.0005		<0.0005				<0.0005
1/30/2023				<0.0005					
2/1/2023								0.00031 (J)	
2/2/2023							<0.0005		
2/7/2023						0.00013 (J)			
8/17/2023	5.7E-05 (J)	<0.0005							<0.0005
8/18/2023			<0.0005	<0.0005					
8/21/2023									
8/22/2023						0.00014 (J)			
8/23/2023					<0.0005		<0.0005		
8/25/2023								0.00024 (J)	
1/30/2024								0.00028 (J)	
2/1/2024	<0.0005								
2/2/2024		<0.0005	<0.0005						
2/5/2024				<0.0005	<0.0005				<0.0005
2/6/2024									
2/8/2024						0.00013 (J)	<0.0005		

ND substitution: RL or RL/2 if <15% NDs.

Time Series

Constituent: Beryllium (mg/L) Analysis Run 8/7/2024 11:20 AM

Plant Bowen Client: Southern Company Data: Bowen AP-1

	BGWC-30
6/7/2016	
6/8/2016	
6/9/2016	
8/11/2016	
8/12/2016	
8/15/2016	
8/18/2016	
10/7/2016	
10/10/2016	
12/6/2016	
12/7/2016	
12/8/2016	
1/23/2017	<0.0005
2/7/2017	<0.0005
2/16/2017	
2/17/2017	
2/20/2017	
3/27/2017	<0.0005
4/17/2017	<0.0005
4/19/2017	
4/20/2017	
5/22/2017	<0.0005
5/30/2017	
6/1/2017	
6/5/2017	<0.0005
7/11/2017	<0.0005
7/14/2017	
7/17/2017	
7/18/2017	
7/19/2017	
8/23/2017	<0.0005
3/26/2018	<0.0005
3/27/2018	
3/28/2018	
3/29/2018	
2/27/2019	
3/1/2019	<0.0005
4/2/2019	<0.0005
4/3/2019	
4/4/2019	
9/26/2019	
9/27/2019	<0.0005
9/30/2019	
2/24/2020	
2/25/2020	
2/26/2020	<0.0005
3/19/2020	
3/20/2020	
3/23/2020	<0.0005
3/24/2020	
3/25/2020	
9/24/2020	

ND substitution: RL or RL/2 if <15% NDs.

Time Series

Constituent: Beryllium (mg/L) Analysis Run 8/7/2024 11:20 AM

Plant Bowen Client: Southern Company Data: Bowen AP-1

	BGWC-30
9/25/2020	<0.0005
9/28/2020	
2/18/2021	
2/19/2021	
2/23/2021	
3/8/2021	<0.0005
3/24/2021	
3/25/2021	<0.0005
3/26/2021	
3/29/2021	
8/19/2021	<0.0005
8/20/2021	
8/23/2021	
2/11/2022	
2/14/2022	<0.0005
2/15/2022	
2/16/2022	
7/27/2022	
7/28/2022	
8/1/2022	<0.0005
8/2/2022	
10/21/2022	
1/26/2023	
1/27/2023	
1/30/2023	
2/1/2023	<0.0005
2/2/2023	
2/7/2023	
8/17/2023	
8/18/2023	
8/21/2023	<0.0005
8/22/2023	
8/23/2023	
8/25/2023	
1/30/2024	
2/1/2024	
2/2/2024	
2/5/2024	
2/6/2024	<0.0005
2/8/2024	

ND substitution: RL or RL/2 if <15% NDs.

Time Series

Constituent: Beryllium (mg/L) Analysis Run 8/7/2024 11:20 AM

Plant Bowen Client: Southern Company Data: Bowen AP-1

	BGWC-31	BGWC-32	BGWC-34D	BGWC-35D	BGWC-36D	BGWC-37D	BGWC-38D	BGWC-39	BGWC-40
4/2/2019					7E-05 (J)				
4/4/2019	<0.0005		<0.0005	<0.0005					
4/5/2019		<0.0005							
9/24/2019	<0.0005		<0.0005						
9/26/2019		<0.0005		<0.0005					
9/27/2019					<0.0005				
2/25/2020				<0.0005		<0.0005			
2/26/2020	<0.0005				<0.0005				
2/27/2020		<0.0005	<0.0005				8.8E-05 (J)	<0.0005	
2/28/2020									<0.0005
3/23/2020	<0.0005				<0.0005				
3/24/2020		<0.0005	<0.0005			<0.0005	<0.0005	7.9E-05 (J)	
3/25/2020				<0.0005					<0.0005
9/2/2020							6E-05 (J)		
9/25/2020		<0.0005		<0.0005		<0.0005			
9/28/2020	<0.0005		<0.0005		<0.0005				
9/29/2020								<0.0005	<0.0005
2/19/2021			<0.0005						
2/22/2021	<0.0005			<0.0005		<0.0005		<0.0005	<0.0005
2/23/2021		<0.0005							
3/8/2021					<0.0005				
3/9/2021							<0.0005		
3/25/2021					<0.0005				
3/26/2021				<0.0005		<0.0005			
3/29/2021	<0.0005						<0.0005		
3/30/2021		<0.0005	<0.0005						<0.0005
3/31/2021								<0.0005	
8/19/2021							5.9E-05 (J)		
8/20/2021	<0.0005			<0.0005		<0.0005			
8/23/2021					<0.0005				
8/24/2021			<0.0005					<0.0005	<0.0005
8/25/2021		<0.0005							
2/14/2022					<0.0005		<0.0005		
2/15/2022									
2/16/2022	<0.0005	<0.0005	<0.0005					<0.0005	<0.0005
2/17/2022				<0.0005		<0.0005			
7/28/2022	<0.0005		<0.0005	<0.0005		<0.0005			<0.0005
7/29/2022		<0.0005			<0.0005				
8/2/2022							5.4E-05 (J)	<0.0005	
1/27/2023	<0.0005								
1/30/2023			<0.0005	<0.0005		<0.0005			
1/31/2023		<0.0005							<0.0005
2/1/2023					<0.0005				
2/2/2023								<0.0005	
2/7/2023							8.7E-05 (J)		
8/18/2023	<0.0005	<0.0005	<0.0005						<0.0005
8/21/2023					<0.0005		<0.0005		
8/23/2023								<0.0005	
8/24/2023				<0.0005		<0.0005			
1/30/2024					<0.0005				
2/2/2024	<0.0005								
2/5/2024			<0.0005						

ND substitution: RL or RL/2 if <15% NDs.

Time Series

Constituent: Beryllium (mg/L) Analysis Run 8/7/2024 11:20 AM

Plant Bowen Client: Southern Company Data: Bowen AP-1

	BGWC-31	BGWC-32	BGWC-34D	BGWC-35D	BGWC-36D	BGWC-37D	BGWC-38D	BGWC-39	BGWC-40
2/6/2024							<0.0005		
2/7/2024				<0.0005		<0.0005			<0.0005
2/8/2024		<0.0005						<0.0005	

ND substitution: RL or RL/2 if <15% NDs.

Time Series

Constituent: Beryllium (mg/L) Analysis Run 8/7/2024 11:20 AM

Plant Bowen Client: Southern Company Data: Bowen AP-1

	BGWC-41D
4/2/2019	
4/4/2019	
4/5/2019	
9/24/2019	
9/26/2019	
9/27/2019	
2/25/2020	
2/26/2020	
2/27/2020	
2/28/2020	
3/23/2020	
3/24/2020	
3/25/2020	
9/2/2020	<0.0005
9/25/2020	
9/28/2020	
9/29/2020	
2/19/2021	
2/22/2021	<0.0005
2/23/2021	
3/8/2021	
3/9/2021	
3/25/2021	
3/26/2021	
3/29/2021	
3/30/2021	
3/31/2021	<0.0005
8/19/2021	
8/20/2021	
8/23/2021	
8/24/2021	<0.0005
8/25/2021	
2/14/2022	
2/15/2022	<0.0005
2/16/2022	
2/17/2022	
7/28/2022	
7/29/2022	<0.0005
8/2/2022	
1/27/2023	
1/30/2023	
1/31/2023	
2/1/2023	<0.0005
2/2/2023	
2/7/2023	
8/18/2023	
8/21/2023	
8/23/2023	<0.0005
8/24/2023	
1/30/2024	
2/2/2024	
2/5/2024	

ND substitution: RL or RL/2 if <15% NDs.

Time Series

Constituent: Beryllium (mg/L) Analysis Run 8/7/2024 11:20 AM

Plant Bowen Client: Southern Company Data: Bowen AP-1

	BGWC-41D
2/6/2024	
2/7/2024	<0.0005
2/8/2024	

ND substitution: RL or RL/2 if <15% NDs.

Time Series

Constituent: Beryllium (mg/L) Analysis Run 8/7/2024 11:20 AM

Plant Bowen Client: Southern Company Data: Bowen AP-1

	BGWC-42D	BGWC-43D	BGWC-44D	BGWC-49D	BGWC-50D	BGWC-51	BGWC-52	BGWC-7	BGWC-8
6/6/2016									
6/7/2016									<0.0005
6/8/2016								<0.0005	
8/10/2016									<0.0005
8/11/2016								<0.0005	
10/4/2016									<0.0005
10/5/2016									
10/6/2016								<0.0005	
12/2/2016									<0.0005
12/5/2016									
12/6/2016								<0.0005	
2/14/2017									<0.0005
2/15/2017								<0.0005	
4/14/2017									<0.0005
4/17/2017									
4/18/2017								<0.0005	
5/26/2017									<0.0005
6/2/2017								<0.0005	
7/10/2017									<0.0005
7/11/2017									
7/14/2017								<0.0005	
3/26/2018									<0.0005
3/27/2018								<0.0005	
2/25/2019									<0.0005
2/28/2019								<0.0005	
4/1/2019									<0.0005
4/2/2019								<0.0005	
9/24/2019								<0.0005	<0.0005
2/19/2020									<0.0005
2/20/2020									
2/21/2020								<0.0005	
3/18/2020									<0.0005
3/19/2020								<0.0005	
9/3/2020	<0.0005	<0.0005	<0.0005						
9/23/2020									<0.0005
9/24/2020									
9/25/2020								<0.0005	
1/28/2021						8.3E-05 (J)	<0.0005		
2/16/2021									<0.0005
2/17/2021									
2/18/2021			<0.0005					<0.0005	
2/22/2021	<0.0005								
2/23/2021						0.00011 (J)	<0.0005		
3/8/2021		<0.0005							
3/24/2021									<0.0005
3/29/2021		<0.0005							
3/30/2021						0.00021 (J)	5.2E-05 (J)	<0.0005	
3/31/2021			<0.0005						
4/1/2021	<0.0005								
4/19/2021				<0.0005	<0.0005				
8/18/2021			<0.0005		<0.0005				<0.0005
8/19/2021								<0.0005	

ND substitution: RL or RL/2 if <15% NDs.

Time Series

Constituent: Beryllium (mg/L) Analysis Run 8/7/2024 11:20 AM

Plant Bowen Client: Southern Company Data: Bowen AP-1

	BGWC-42D	BGWC-43D	BGWC-44D	BGWC-49D	BGWC-50D	BGWC-51	BGWC-52	BGWC-7	BGWC-8
8/20/2021	<0.0005								
8/23/2021		<0.0005				0.00013 (J)	<0.0005		
8/24/2021				<0.0005					
2/9/2022			<0.0005		<0.0005				
2/10/2022									<0.0005
2/11/2022								<0.0005	
2/14/2022						7E-05 (J)	<0.0005		
2/15/2022		<0.0005							
2/17/2022	<0.0005			<0.0005					
7/26/2022			<0.0005		<0.0005				<0.0005
7/28/2022	<0.0005						<0.0005	<0.0005	
8/1/2022		<0.0005		<0.0005		<0.0005			
1/25/2023			<0.0005		<0.0005				
1/26/2023								<0.0005	<0.0005
1/30/2023	<0.0005								
1/31/2023						7.2E-05 (J)	<0.0005		
2/1/2023				<0.0005					
2/7/2023		<0.0005							
8/15/2023			<0.0005		<0.0005				
8/16/2023									<0.0005
8/17/2023								<0.0005	
8/21/2023						<0.0005			
8/22/2023				<0.0005			<0.0005		
8/23/2023		<0.0005							
8/24/2023	<0.0005								
1/30/2024		<0.0005							
1/31/2024			<0.0005		<0.0005				
2/1/2024									<0.0005
2/2/2024								<0.0005	
2/5/2024						<0.0005	<0.0005		
2/6/2024				<0.0005					
2/7/2024	<0.0005								

ND substitution: RL or RL/2 if <15% NDs.

Time Series

Constituent: Beryllium (mg/L) Analysis Run 8/7/2024 11:20 AM

Plant Bowen Client: Southern Company Data: Bowen AP-1

	BGWC-9
6/6/2016	<0.0005
6/7/2016	
6/8/2016	
8/10/2016	
8/11/2016	<0.0005
10/4/2016	
10/5/2016	<0.0005
10/6/2016	
12/2/2016	
12/5/2016	<0.0005
12/6/2016	
2/14/2017	
2/15/2017	<0.0005
4/14/2017	
4/17/2017	<0.0005
4/18/2017	
5/26/2017	<0.0005
6/2/2017	
7/10/2017	
7/11/2017	<0.0005
7/14/2017	
3/26/2018	
3/27/2018	<0.0005
2/25/2019	
2/28/2019	
4/1/2019	<0.0005
4/2/2019	
9/24/2019	<0.0005
2/19/2020	
2/20/2020	<0.0005
2/21/2020	
3/18/2020	
3/19/2020	<0.0005
9/3/2020	
9/23/2020	
9/24/2020	<0.0005
9/25/2020	
1/28/2021	
2/16/2021	
2/17/2021	<0.0005
2/18/2021	
2/22/2021	
2/23/2021	
3/8/2021	
3/24/2021	<0.0005
3/29/2021	
3/30/2021	
3/31/2021	
4/1/2021	
4/19/2021	
8/18/2021	<0.0005
8/19/2021	

ND substitution: RL or RL/2 if <15% NDs.

Time Series

Constituent: Beryllium (mg/L) Analysis Run 8/7/2024 11:20 AM

Plant Bowen Client: Southern Company Data: Bowen AP-1

	BGWC-9
8/20/2021	
8/23/2021	
8/24/2021	
2/9/2022	
2/10/2022	<0.0005
2/11/2022	
2/14/2022	
2/15/2022	
2/17/2022	
7/26/2022	<0.0005
7/28/2022	
8/1/2022	
1/25/2023	
1/26/2023	<0.0005
1/30/2023	
1/31/2023	
2/1/2023	
2/7/2023	
8/15/2023	
8/16/2023	
8/17/2023	<0.0005
8/21/2023	
8/22/2023	
8/23/2023	
8/24/2023	
1/30/2024	
1/31/2024	
2/1/2024	<0.0005
2/2/2024	
2/5/2024	
2/6/2024	
2/7/2024	

Time Series

Constituent: Boron (mg/L) Analysis Run 8/7/2024 11:20 AM

Plant Bowen Client: Southern Company Data: Bowen AP-1

	BGWA-2 (bg)	BGWA-29 (bg)	BGWA-33 (bg)	BGWA-47D (bg)	BGWA-48D (bg)	BGWA-6	BGWC-10	BGWC-12	BGWC-14A
6/6/2016	<0.04					<0.05			
6/7/2016							0.37	1.1	
8/9/2016	0.0336 (J)								
8/10/2016						0.0876 (J)			
8/11/2016									
8/12/2016								0.867	
8/16/2016							0.525		
8/22/2016		0.0132 (J)							
10/3/2016	0.0226 (J)								
10/4/2016		0.0065 (J)				0.0145 (J)			
10/6/2016								0.863	
10/7/2016							0.492		
11/29/2016	0.0085 (J)								
12/1/2016		<0.04				0.0146 (J)			
12/5/2016								0.879	
12/6/2016							0.515		
1/10/2017		<0.04							
2/13/2017	<0.04								
2/14/2017		<0.04				0.0114 (J)			
2/15/2017								0.886	
2/16/2017							0.482		
4/13/2017	0.0084 (J)					0.0195 (J)			
4/14/2017		<0.04							
4/18/2017							0.515	0.941	
5/25/2017	0.01 (J)	<0.04				0.0179 (J)			
5/30/2017									
6/2/2017							0.513	1.02	
7/7/2017	0.009 (J)					0.019 (J)			
7/10/2017		<0.04							
7/12/2017							0.508		
7/13/2017								0.945	
7/14/2017									
10/9/2017	0.0063 (J)					0.0271 (J)			
10/10/2017		<0.04						0.908	
10/11/2017							0.486		
6/12/2018	0.0058 (J)	0.0056 (J)							
6/14/2018							0.54	1	
10/16/2018	0.0066 (J)	0.0071 (J)				0.0088 (J)			
10/17/2018								1	
10/18/2018							0.49		
4/1/2019	0.0076 (J)	0.0048 (J)						0.86 (J)	
4/2/2019						0.037 (J)	0.51 (J)		
4/3/2019			0.66 (o)						
5/2/2019	0.015 (J)								
7/9/2019			0.027 (J)						
9/23/2019	0.0069 (J)	0.0052 (J)				0.0099 (J)			
9/25/2019							0.49	1.1	
9/26/2019									
9/27/2019			0.033 (J)						
2/18/2020						0.017 (J)			
2/19/2020		0.0057 (J)							
2/21/2020			0.02 (J)						

ND substitution: RL or RL/2 if <15% NDs.

Time Series

Constituent: Boron (mg/L) Analysis Run 8/7/2024 11:20 AM

Plant Bowen Client: Southern Company Data: Bowen AP-1

	BGWA-2 (bg)	BGWA-29 (bg)	BGWA-33 (bg)	BGWA-47D (bg)	BGWA-48D (bg)	BGWA-6	BGWC-10	BGWC-12	BGWC-14A
3/18/2020	0.016 (J)	0.0054 (J)							
3/19/2020						0.021 (J)		1	
3/20/2020			0.043 (J)						
3/23/2020							0.5		
5/22/2020				0.024 (J)					0.54
5/25/2020					0.018 (J)				
6/23/2020				0.019 (J)	0.015 (J)				0.45
7/28/2020				0.03 (J)	0.024 (J)				0.97
9/2/2020				0.022 (J)					1.1
9/3/2020					0.022 (J)				
9/23/2020	0.0086 (J)	<0.04				0.0081 (J)			
9/24/2020							0.47		
9/25/2020			0.02 (J)					1	
10/1/2020				0.025 (J)	0.027 (J)				1.2
11/10/2020				0.025 (J)	0.032 (J)				1.1
12/15/2020				0.031 (J)	0.034 (J)				1.2
1/20/2021				0.022 (J)	0.034 (J)				1.1
3/23/2021		<0.04							
3/24/2021								1.2	0.6
3/25/2021				0.017 (J)	0.026 (J)				
3/26/2021	0.0094 (J)								
3/30/2021							0.56		
3/31/2021						0.013 (J)			
4/1/2021			0.0069 (J)						
8/16/2021	0.013 (J)	<0.04		0.021 (J)	0.034 (J)	0.012 (J)			
8/18/2021							0.51	1.2	1.3
8/25/2021			0.0093 (J)						
2/9/2022	0.0099 (J)			0.017 (J)	0.038 (J)	0.019 (J)			0.57
2/10/2022		0.012 (J)							
2/11/2022							0.5	1.2	
2/16/2022			0.01 (J)						
7/26/2022	0.014 (J)	0.013 (J)		0.022 (J)	0.017 (J)	0.017 (J)			1.3
7/27/2022								1.2	
7/28/2022							0.52		
8/3/2022			0.015 (J)						
1/24/2023	0.01 (J)	<0.04		0.016 (J)	0.014 (J)				
1/25/2023						0.02 (J)			
1/26/2023								1.3	0.69
1/27/2023							0.53		
2/2/2023			0.0092 (J)						
8/15/2023				0.034 (J)		0.012 (J)			
8/16/2023		<0.04			0.01 (J)			1.4	1.7
8/17/2023							0.57		
8/21/2023	<0.04								
8/23/2023			<0.04						
1/31/2024				0.023 (J)	0.024 (J)	0.024 (J)			
2/1/2024							0.51	1.6	1.7
2/5/2024		<0.04							
2/7/2024			0.016 (J)						
2/8/2024	0.022 (J)								

ND substitution: RL or RL/2 if <15% NDs.

Time Series

Constituent: Boron (mg/L) Analysis Run 8/7/2024 11:20 AM

Plant Bowen Client: Southern Company Data: Bowen AP-1

	BGWC-16
6/6/2016	
6/7/2016	1.7
8/9/2016	
8/10/2016	
8/11/2016	1.37
8/12/2016	
8/16/2016	
8/22/2016	
10/3/2016	
10/4/2016	
10/6/2016	
10/7/2016	1.49
11/29/2016	
12/1/2016	
12/5/2016	
12/6/2016	1.65
1/10/2017	
2/13/2017	
2/14/2017	
2/15/2017	
2/16/2017	1.73
4/13/2017	
4/14/2017	
4/18/2017	1.77
5/25/2017	
5/30/2017	1.52
6/2/2017	
7/7/2017	
7/10/2017	
7/12/2017	
7/13/2017	
7/14/2017	1.26
10/9/2017	
10/10/2017	
10/11/2017	1.36
6/12/2018	1.3
6/14/2018	
10/16/2018	
10/17/2018	
10/18/2018	1.3
4/1/2019	
4/2/2019	1.1
4/3/2019	
5/2/2019	
7/9/2019	
9/23/2019	
9/25/2019	
9/26/2019	1.5
9/27/2019	
2/18/2020	
2/19/2020	
2/21/2020	

Time Series

Constituent: Boron (mg/L) Analysis Run 8/7/2024 11:20 AM

Plant Bowen Client: Southern Company Data: Bowen AP-1

	BGWC-16
3/18/2020	
3/19/2020	1.3
3/20/2020	
3/23/2020	
5/22/2020	
5/25/2020	
6/23/2020	
7/28/2020	
9/2/2020	
9/3/2020	
9/23/2020	
9/24/2020	1.3
9/25/2020	
10/1/2020	
11/10/2020	
12/15/2020	
1/20/2021	
3/23/2021	
3/24/2021	1.3
3/25/2021	
3/26/2021	
3/30/2021	
3/31/2021	
4/1/2021	
8/16/2021	
8/18/2021	1.5
8/25/2021	
2/9/2022	
2/10/2022	
2/11/2022	1.5
2/16/2022	
7/26/2022	
7/27/2022	1.7
7/28/2022	
8/3/2022	
1/24/2023	
1/25/2023	
1/26/2023	1.6
1/27/2023	
2/2/2023	
8/15/2023	
8/16/2023	
8/17/2023	1.9
8/21/2023	
8/23/2023	
1/31/2024	
2/1/2024	2.2
2/5/2024	
2/7/2024	
2/8/2024	

Time Series

Constituent: Boron (mg/L) Analysis Run 8/7/2024 11:20 AM

Plant Bowen Client: Southern Company Data: Bowen AP-1

	BGWC-17	BGWC-18	BGWC-19	BGWC-20	BGWC-21	BGWC-22	BGWC-23	BGWC-24	BGWC-25
6/7/2016	1.5								
6/8/2016		1.2	0.49	2.6	0.12	7.6			0.029 (J)
6/9/2016							12	26	
8/11/2016	1.41								
8/12/2016		0.895	0.647	2.74					
8/15/2016									0.0228 (J)
8/18/2016					0.191	8.37	5.2	22	
10/7/2016	1.76	1.33	0.868						
10/10/2016				3	0.13	9.46	6.13	18.1	0.0305 (J)
12/6/2016	1.79	1.5							
12/7/2016			0.51	3.08			5.7	9.19	
12/8/2016					0.144	11.1			0.0164 (J)
1/23/2017									
2/7/2017									
2/16/2017	1.63	0.753	0.68						
2/17/2017				3.63	0.0685	12.2			
2/20/2017							5.7	31.4	0.0154 (J)
3/27/2017									
4/17/2017									
4/19/2017	1.47	0.762	0.701	4.68	0.0743		8.79	31.4	
4/20/2017						13.3			0.0283 (J)
5/22/2017									
5/30/2017	1.7								
6/1/2017		0.663	0.383	3.57	0.0499				0.0467
6/5/2017						9.19	6.39	29	
7/11/2017									
7/14/2017	1.26	0.787	0.645						
7/17/2017							7.06	33.8	0.0171 (J)
7/18/2017				3.37	0.0544				
7/19/2017						10.6			
8/23/2017									
10/10/2017									
10/11/2017	1.37	0.889	0.594	3.54			7.18	31.7	0.0141 (J)
10/12/2017					0.0494	12.7			
6/13/2018				3.6			8.3	30.1	
6/14/2018	1.4	0.75			0.035 (J)	11			0.017 (J)
6/15/2018			0.44						
10/17/2018	1.4								
10/18/2018		0.8							
10/19/2018			0.65		0.028 (J)				
10/22/2018				3.6		16.1	9	44.7	0.03 (J)
4/2/2019	0.95 (J)	0.56 (J)							
4/3/2019			0.51	2.6	0.12	7.9	6.5	23.3	
4/4/2019									0.02 (J)
5/2/2019						10.1			
9/26/2019	2.5	1.1	0.96	4.4					
9/27/2019						16.4	12		
9/30/2019					0.04 (J)			36.8	0.038 (J)
2/25/2020						11.2			
2/26/2020									
3/19/2020	1								
3/20/2020		0.53	0.29		0.03 (J)	11.1			

Time Series

Constituent: Boron (mg/L) Analysis Run 8/7/2024 11:20 AM

Plant Bowen Client: Southern Company Data: Bowen AP-1

	BGWC-17	BGWC-18	BGWC-19	BGWC-20	BGWC-21	BGWC-22	BGWC-23	BGWC-24	BGWC-25
3/23/2020				3.5			13		
3/24/2020									0.032 (J)
3/25/2020								34.5	
9/24/2020	1.5	0.72			0.037 (J)	18.8	13.7		
9/25/2020								30.8	
9/28/2020			0.4	3.7					0.049 (J)
3/24/2021	1.1	0.5							
3/25/2021									
3/26/2021			0.24				15.8	31	0.17
3/29/2021				4.1	0.038 (J)	17.3			
7/19/2021						17.8	14	24	
7/20/2021									
8/19/2021	1.3	0.57							0.038 (J)
8/20/2021			0.29	3.3	0.045				
8/23/2021						17.2	14.4	22.8	
11/1/2021						18.3	17	25.8	
2/11/2022	1.2								
2/14/2022							18.1		
2/15/2022						19.3		28.5	
2/16/2022		0.56	0.35	4.2	0.053				0.048
7/27/2022	1.2	0.53	0.43	3.8					0.051
7/28/2022					0.035 (J)				
8/1/2022							14.8		
8/2/2022						21.5		0.52	
10/21/2022								19.7 (R)	
1/26/2023	1	0.45							
1/27/2023			0.18		0.026 (J)				0.029 (J)
1/30/2023				4.7					
2/1/2023								18.4	
2/2/2023							13.1		
2/7/2023						16.9			
8/17/2023	1.3	0.64							0.075
8/18/2023			0.39	4.8					
8/21/2023									
8/22/2023						19.6			
8/23/2023					0.026 (J)		8.7		
8/25/2023								16.9	
1/30/2024								15.7	
2/1/2024	1.2								
2/2/2024		0.41	0.22						
2/5/2024				5.9	0.039 (J)				0.097
2/6/2024									
2/8/2024						17.5	10.1		
4/3/2024						15.6			
5/22/2024						15.9			

Time Series

Constituent: Boron (mg/L) Analysis Run 8/7/2024 11:20 AM

Plant Bowen Client: Southern Company Data: Bowen AP-1

	BGWC-30
6/7/2016	
6/8/2016	
6/9/2016	
8/11/2016	
8/12/2016	
8/15/2016	
8/18/2016	
10/7/2016	
10/10/2016	
12/6/2016	
12/7/2016	
12/8/2016	
1/23/2017	18.6
2/7/2017	20.4
2/16/2017	
2/17/2017	
2/20/2017	
3/27/2017	19.1
4/17/2017	21.8
4/19/2017	
4/20/2017	
5/22/2017	26
5/30/2017	
6/1/2017	
6/5/2017	18.6
7/11/2017	25
7/14/2017	
7/17/2017	
7/18/2017	
7/19/2017	
8/23/2017	20.2
10/10/2017	17
10/11/2017	
10/12/2017	
6/13/2018	
6/14/2018	
6/15/2018	8.5
10/17/2018	
10/18/2018	
10/19/2018	
10/22/2018	9.5
4/2/2019	6.1 (J)
4/3/2019	
4/4/2019	
5/2/2019	
9/26/2019	
9/27/2019	2.4
9/30/2019	
2/25/2020	
2/26/2020	1.5
3/19/2020	
3/20/2020	

Time Series

Constituent: Boron (mg/L) Analysis Run 8/7/2024 11:20 AM

Plant Bowen Client: Southern Company Data: Bowen AP-1

	BGWC-30
3/23/2020	2.4
3/24/2020	
3/25/2020	
9/24/2020	
9/25/2020	2.1
9/28/2020	
3/24/2021	
3/25/2021	1.1
3/26/2021	
3/29/2021	
7/19/2021	
7/20/2021	1.4
8/19/2021	2.6
8/20/2021	
8/23/2021	
11/1/2021	3.2
2/11/2022	
2/14/2022	3.5
2/15/2022	
2/16/2022	
7/27/2022	
7/28/2022	
8/1/2022	2.7
8/2/2022	
10/21/2022	
1/26/2023	
1/27/2023	
1/30/2023	
2/1/2023	3.2
2/2/2023	
2/7/2023	
8/17/2023	
8/18/2023	
8/21/2023	2.3
8/22/2023	
8/23/2023	
8/25/2023	
1/30/2024	
2/1/2024	
2/2/2024	
2/5/2024	
2/6/2024	2.9
2/8/2024	
4/3/2024	
5/22/2024	

Time Series

Constituent: Boron (mg/L) Analysis Run 8/7/2024 11:20 AM

Plant Bowen Client: Southern Company Data: Bowen AP-1

	BGWC-31	BGWC-32	BGWC-34D	BGWC-35D	BGWC-36D	BGWC-37D	BGWC-38D	BGWC-39	BGWC-40
10/17/2018					9.7				
10/18/2018	1.1								
10/19/2018			0.19						
10/22/2018		4		8.8					
4/2/2019					6.7 (J)				
4/4/2019	0.59 (J)		0.15	8.3					
4/5/2019		4.6 (J)							
5/3/2019		3.4							
9/24/2019	0.72		0.26						
9/26/2019		6.1		10					
9/27/2019					6.8				
11/15/2019		6.3							
12/13/2019								13.4	
12/16/2019									2.5
2/25/2020				6.5		2.3			
2/26/2020					2.8				
2/27/2020							11		
3/23/2020	0.68				3.4				
3/24/2020		3	0.22			2	12.3	3.2	
3/25/2020				4.1					1.9
5/4/2020									
9/2/2020							7.8		
9/25/2020		5.5		3.2		1.6			
9/28/2020	0.66		0.28		4.8				
9/29/2020								11.1	2.7
3/25/2021					5.9				
3/26/2021				11.2		1.5			
3/29/2021	0.7						6.8		
3/30/2021		5.2	0.27						3.6
3/31/2021								6.7	
8/19/2021							5.5		
8/20/2021	0.72			8.8		1.4			
8/23/2021					5.3				
8/24/2021			0.36					9	3.4
8/25/2021		4							
11/1/2021							6.5		
2/14/2022					5.7		7.9		
2/15/2022									
2/16/2022	0.73	4.2	0.38					9	3.9
2/17/2022				12.2		1.3			
7/28/2022	0.69		0.4	11		1.3			2.9
7/29/2022		3.8			4.6				
8/2/2022							7.1	10.5	
1/27/2023	0.74								
1/30/2023			0.45	13.8		1.4			
1/31/2023		4.2							3
2/1/2023					3.8				
2/2/2023								5.1	
2/7/2023							1.8		
8/18/2023	0.87	2.1	0.47						2.4
8/21/2023					4.2		4.1		
8/23/2023								10.5	

Time Series

Constituent: Boron (mg/L) Analysis Run 8/7/2024 11:20 AM

Plant Bowen Client: Southern Company Data: Bowen AP-1

	BGWC-31	BGWC-32	BGWC-34D	BGWC-35D	BGWC-36D	BGWC-37D	BGWC-38D	BGWC-39	BGWC-40
8/24/2023				12.3		1.6			
1/30/2024					4.6				
2/2/2024	0.7								
2/5/2024			0.38						
2/6/2024							9.9		
2/7/2024				15.4		1.6			2.5
2/8/2024		2.1						7.4	

Time Series

Constituent: Boron (mg/L) Analysis Run 8/7/2024 11:20 AM

Plant Bowen Client: Southern Company Data: Bowen AP-1

	BGWC-41D
10/17/2018	
10/18/2018	
10/19/2018	
10/22/2018	
4/2/2019	
4/4/2019	
4/5/2019	
5/3/2019	
9/24/2019	
9/26/2019	
9/27/2019	
11/15/2019	
12/13/2019	
12/16/2019	
2/25/2020	
2/26/2020	
2/27/2020	
3/23/2020	
3/24/2020	
3/25/2020	
5/4/2020	1.1
9/2/2020	0.91
9/25/2020	
9/28/2020	
9/29/2020	
3/25/2021	
3/26/2021	
3/29/2021	
3/30/2021	
3/31/2021	1.1
8/19/2021	
8/20/2021	
8/23/2021	
8/24/2021	1.1
8/25/2021	
11/1/2021	
2/14/2022	
2/15/2022	1.2
2/16/2022	
2/17/2022	
7/28/2022	
7/29/2022	1.3
8/2/2022	
1/27/2023	
1/30/2023	
1/31/2023	
2/1/2023	1.5
2/2/2023	
2/7/2023	
8/18/2023	
8/21/2023	
8/23/2023	1.4

Time Series

Constituent: Boron (mg/L) Analysis Run 8/7/2024 11:20 AM

Plant Bowen Client: Southern Company Data: Bowen AP-1

	BGWC-41D
8/24/2023	
1/30/2024	
2/2/2024	
2/5/2024	
2/6/2024	
2/7/2024	1.8
2/8/2024	

Time Series

Constituent: Boron (mg/L) Analysis Run 8/7/2024 11:20 AM

Plant Bowen Client: Southern Company Data: Bowen AP-1

	BGWC-42D	BGWC-43D	BGWC-44D	BGWC-49D	BGWC-50D	BGWC-51	BGWC-52	BGWC-7	BGWC-8
6/6/2016									
6/7/2016									0.02
6/8/2016								1.7	
8/10/2016									0.117
8/11/2016								1.95	
10/4/2016									0.177
10/5/2016									
10/6/2016								2.06	
12/2/2016									0.0668
12/5/2016									
12/6/2016								2.05	
2/14/2017									0.122
2/15/2017								2.01	
4/14/2017									0.054
4/17/2017									
4/18/2017								2.58	
5/26/2017									0.0817
6/2/2017								2.22	
7/10/2017									0.0534
7/11/2017									
7/14/2017								1.85	
10/10/2017									0.0515
10/11/2017								1.72	
6/12/2018									0.074
6/13/2018								1.8	
10/16/2018									0.16
10/17/2018									
10/18/2018								1.9	
4/1/2019									0.046 (J)
4/2/2019								1.4	
9/24/2019								1.6	0.06
3/18/2020									0.058
3/19/2020								1.4	
5/4/2020		14.1	0.12						
5/11/2020	2.4								
5/20/2020	2.2	15.9							
9/3/2020	1.6	14.6	0.083 (J)						
9/23/2020									0.054 (J)
9/24/2020									
9/25/2020								1.3	
1/28/2021						24.9	9.7		
2/23/2021						24.3	10.7		
3/24/2021									0.04 (J)
3/29/2021		12.8							
3/30/2021						23.3	9.7	1.4	
3/31/2021			0.038 (J)						
4/1/2021	1.9								
4/19/2021				7.8	0.16				
7/20/2021		12.2							
8/18/2021			0.048		0.041				0.093
8/19/2021								1.3	
8/20/2021	1.9								

Time Series

Constituent: Boron (mg/L) Analysis Run 8/7/2024 11:20 AM

Plant Bowen Client: Southern Company Data: Bowen AP-1

	BGWC-42D	BGWC-43D	BGWC-44D	BGWC-49D	BGWC-50D	BGWC-51	BGWC-52	BGWC-7	BGWC-8
8/23/2021		13.3				21.1	7.7		
8/24/2021				8					
2/9/2022			0.033 (J)		0.034 (J)				
2/10/2022									0.051
2/11/2022								1.2	
2/14/2022						4.5	1.2		
2/15/2022		14.4							
2/17/2022	1.9			7.5					
7/26/2022			0.036 (J)		0.035 (J)				0.052
7/28/2022	1.9						0.87	1.1	
8/1/2022		14.4		7.5		2.9			
1/25/2023			0.053		0.045				
1/26/2023								1	0.051
1/30/2023	1.7								
1/31/2023						2.4	1.1		
2/1/2023				7.5					
2/7/2023		6.9							
8/15/2023			0.03 (J)		0.04 (J)				
8/16/2023									0.034 (J)
8/17/2023								1	
8/21/2023						3.1			
8/22/2023				8			1.9		
8/23/2023		12							
8/24/2023	1.8								
1/30/2024		12.6							
1/31/2024			0.035 (J)		0.049				
2/1/2024									0.04 (J)
2/2/2024								0.85	
2/5/2024						1.3	0.77		
2/6/2024				8.7					
2/7/2024	1.9								

Time Series

Constituent: Boron (mg/L) Analysis Run 8/7/2024 11:20 AM

Plant Bowen Client: Southern Company Data: Bowen AP-1

	BGWC-9
6/6/2016	0.55
6/7/2016	
6/8/2016	
8/10/2016	
8/11/2016	0.612
10/4/2016	
10/5/2016	0.659
10/6/2016	
12/2/2016	
12/5/2016	0.71
12/6/2016	
2/14/2017	
2/15/2017	0.707
4/14/2017	
4/17/2017	0.675
4/18/2017	
5/26/2017	0.711
6/2/2017	
7/10/2017	
7/11/2017	0.633
7/14/2017	
10/10/2017	0.619
10/11/2017	
6/12/2018	0.56
6/13/2018	
10/16/2018	
10/17/2018	0.61
10/18/2018	
4/1/2019	0.5
4/2/2019	
9/24/2019	0.51
3/18/2020	
3/19/2020	0.41
5/4/2020	
5/11/2020	
5/20/2020	
9/3/2020	
9/23/2020	
9/24/2020	0.44
9/25/2020	
1/28/2021	
2/23/2021	
3/24/2021	0.45
3/29/2021	
3/30/2021	
3/31/2021	
4/1/2021	
4/19/2021	
7/20/2021	
8/18/2021	0.47
8/19/2021	
8/20/2021	

Time Series

Constituent: Boron (mg/L) Analysis Run 8/7/2024 11:20 AM

Plant Bowen Client: Southern Company Data: Bowen AP-1

	BGWC-9
8/23/2021	
8/24/2021	
2/9/2022	
2/10/2022	0.46
2/11/2022	
2/14/2022	
2/15/2022	
2/17/2022	
7/26/2022	0.47
7/28/2022	
8/1/2022	
1/25/2023	
1/26/2023	0.41
1/30/2023	
1/31/2023	
2/1/2023	
2/7/2023	
8/15/2023	
8/16/2023	
8/17/2023	0.56
8/21/2023	
8/22/2023	
8/23/2023	
8/24/2023	
1/30/2024	
1/31/2024	
2/1/2024	0.48
2/2/2024	
2/5/2024	
2/6/2024	
2/7/2024	

Time Series

Constituent: Cadmium (mg/L) Analysis Run 8/7/2024 11:20 AM

Plant Bowen Client: Southern Company Data: Bowen AP-1

	BGWA-2 (bg)	BGWA-29 (bg)	BGWA-33 (bg)	BGWA-47D (bg)	BGWA-48D (bg)	BGWA-6	BGWC-10	BGWC-12	BGWC-14A
6/6/2016	<0.0005					<0.0005			
6/7/2016							<0.0005	<0.0005	
8/9/2016	<0.0005								
8/10/2016						<0.0005			
8/11/2016									
8/12/2016								<0.0005	
8/16/2016							<0.0005		
8/22/2016		<0.0005							
10/3/2016	<0.0005								
10/4/2016		<0.0005				<0.0005			
10/6/2016								<0.0005	
10/7/2016							<0.0005		
11/29/2016	<0.0005								
12/1/2016		<0.0005				<0.0005			
12/5/2016								<0.0005	
12/6/2016							<0.0005		
1/10/2017		9E-05 (J)							
2/13/2017	<0.0005								
2/14/2017		<0.0005				<0.0005			
2/15/2017								<0.0005	
2/16/2017							<0.0005		
4/13/2017	<0.0005					<0.0005			
4/14/2017		<0.0005							
4/18/2017							<0.0005	<0.0005	
5/25/2017	<0.0005	<0.0005				<0.0005			
5/30/2017									
6/2/2017							<0.0005	<0.0005	
7/7/2017	<0.0005					<0.0005			
7/10/2017		<0.0005							
7/12/2017							<0.0005		
7/13/2017								<0.0005	
7/14/2017									
3/26/2018	<0.0005	<0.0005							
3/27/2018							<0.0005		
3/28/2018								<0.0005	
6/12/2018	<0.0005	<0.0005							
6/14/2018							<0.0005	<0.0005	
10/16/2018	<0.0005	<0.0005				<0.0005			
10/17/2018								<0.0005	
10/18/2018							<0.0005		
2/25/2019	<0.0005								
2/27/2019		<0.0005							
2/28/2019							<0.0005	<0.0005	
4/1/2019	<0.0005	<0.0005						<0.0005	
4/2/2019						<0.0005	<0.0005		
4/3/2019			<0.0005						
9/23/2019	<0.0005	<0.0005				<0.0005			
9/25/2019							<0.0005	<0.0005	
9/26/2019									
9/27/2019			<0.0005						
2/18/2020	<0.0005					<0.0005			
2/19/2020		<0.0005							

ND substitution: RL or RL/2 if <15% NDs.

Time Series

Constituent: Cadmium (mg/L) Analysis Run 8/7/2024 11:20 AM

Plant Bowen Client: Southern Company Data: Bowen AP-1

	BGWA-2 (bg)	BGWA-29 (bg)	BGWA-33 (bg)	BGWA-47D (bg)	BGWA-48D (bg)	BGWA-6	BGWC-10	BGWC-12	BGWC-14A
2/20/2020							<0.0005		
2/21/2020			<0.0005						
2/24/2020								<0.0005	
3/18/2020	<0.0005	<0.0005							
3/19/2020						<0.0005		<0.0005	
3/20/2020			<0.0005						
3/23/2020							<0.0005		
5/22/2020				<0.0005					<0.0005
5/25/2020					<0.0005				
6/23/2020				<0.0005	<0.0005				<0.0005
7/28/2020				<0.0005	<0.0005				<0.0005
9/2/2020				<0.0005					0.00014 (J)
9/3/2020					<0.0005				
9/23/2020	<0.0005	<0.0005				<0.0005			
9/24/2020							<0.0005		
9/25/2020			<0.0005					<0.0005	
10/1/2020				<0.0005	<0.0005				0.00019 (J)
11/10/2020				<0.0005	<0.0005				0.00019 (J)
12/15/2020				<0.0005	<0.0005				0.00017
1/20/2021				<0.0005	<0.0005				<0.0005
2/16/2021	<0.0005	<0.0005							
2/17/2021				<0.0005	<0.0005				
2/18/2021						<0.0005	<0.0005		<0.0005
2/19/2021			<0.0005					<0.0005	
3/23/2021		<0.0005							
3/24/2021								<0.0005	0.00016 (J)
3/25/2021				<0.0005	<0.0005				
3/26/2021	0.00018 (J)								
3/30/2021							<0.0005		
3/31/2021						<0.0005			
4/1/2021			<0.0005						
8/16/2021	<0.0005	<0.0005		<0.0005	<0.0005	<0.0005			
8/18/2021							<0.0005	<0.0005	0.00021 (J)
8/25/2021			<0.0005						
2/9/2022	<0.0005			<0.0005	<0.0005	<0.0005			0.00021 (J)
2/10/2022		<0.0005							
2/11/2022							<0.0005	<0.0005	
2/16/2022			<0.0005						
7/26/2022	<0.0005	<0.0005		<0.0005	<0.0005	<0.0005			0.0004 (J)
7/27/2022								<0.0005	
7/28/2022							<0.0005		
8/3/2022			<0.0005						
1/24/2023	<0.0005	<0.0005		<0.0005	<0.0005				
1/25/2023						<0.0005			
1/26/2023								<0.0005	<0.0005
1/27/2023							<0.0005		
2/2/2023			<0.0005						
8/15/2023				<0.0005		<0.0005			
8/16/2023		<0.0005			<0.0005			<0.0005	0.00057
8/17/2023							<0.0005		
8/21/2023	<0.0005								
8/23/2023			<0.0005						

ND substitution: RL or RL/2 if <15% NDs.

Time Series

Constituent: Cadmium (mg/L) Analysis Run 8/7/2024 11:20 AM

Plant Bowen Client: Southern Company Data: Bowen AP-1

	BGWA-2 (bg)	BGWA-29 (bg)	BGWA-33 (bg)	BGWA-47D (bg)	BGWA-48D (bg)	BGWA-6	BGWC-10	BGWC-12	BGWC-14A
1/31/2024				<0.0005	<0.0005	<0.0005			
2/1/2024							<0.0005	<0.0005	0.0005
2/5/2024		<0.0005							
2/7/2024			<0.0005						
2/8/2024	<0.0005								

Time Series

Constituent: Cadmium (mg/L) Analysis Run 8/7/2024 11:20 AM

Plant Bowen Client: Southern Company Data: Bowen AP-1

	BGWC-16
6/6/2016	
6/7/2016	0.0011 (J)
8/9/2016	
8/10/2016	
8/11/2016	0.0011
8/12/2016	
8/16/2016	
8/22/2016	
10/3/2016	
10/4/2016	
10/6/2016	
10/7/2016	0.0012
11/29/2016	
12/1/2016	
12/5/2016	
12/6/2016	0.0012
1/10/2017	
2/13/2017	
2/14/2017	
2/15/2017	
2/16/2017	0.0015
4/13/2017	
4/14/2017	
4/18/2017	0.0012
5/25/2017	
5/30/2017	0.0011
6/2/2017	
7/7/2017	
7/10/2017	
7/12/2017	
7/13/2017	
7/14/2017	0.0012
3/26/2018	
3/27/2018	0.0013
3/28/2018	
6/12/2018	0.0011
6/14/2018	
10/16/2018	
10/17/2018	
10/18/2018	0.0012
2/25/2019	0.0016
2/27/2019	
2/28/2019	
4/1/2019	
4/2/2019	0.0014
4/3/2019	
9/23/2019	
9/25/2019	
9/26/2019	0.0017 (J)
9/27/2019	
2/18/2020	
2/19/2020	

Time Series

Constituent: Cadmium (mg/L) Analysis Run 8/7/2024 11:20 AM

Plant Bowen Client: Southern Company Data: Bowen AP-1

	BGWC-16
2/20/2020	0.0019 (J)
2/21/2020	
2/24/2020	
3/18/2020	
3/19/2020	0.0017 (J)
3/20/2020	
3/23/2020	
5/22/2020	
5/25/2020	
6/23/2020	
7/28/2020	
9/2/2020	
9/3/2020	
9/23/2020	
9/24/2020	0.0018 (J)
9/25/2020	
10/1/2020	
11/10/2020	
12/15/2020	
1/20/2021	
2/16/2021	
2/17/2021	
2/18/2021	0.0018
2/19/2021	
3/23/2021	
3/24/2021	0.0018
3/25/2021	
3/26/2021	
3/30/2021	
3/31/2021	
4/1/2021	
8/16/2021	
8/18/2021	0.0018
8/25/2021	
2/9/2022	
2/10/2022	
2/11/2022	0.0019
2/16/2022	
7/26/2022	
7/27/2022	0.0024
7/28/2022	
8/3/2022	
1/24/2023	
1/25/2023	
1/26/2023	0.0021
1/27/2023	
2/2/2023	
8/15/2023	
8/16/2023	
8/17/2023	0.002
8/21/2023	
8/23/2023	

Time Series

Constituent: Cadmium (mg/L) Analysis Run 8/7/2024 11:20 AM

Plant Bowen Client: Southern Company Data: Bowen AP-1

	BGWC-16
1/31/2024	
2/1/2024	0.0024
2/5/2024	
2/7/2024	
2/8/2024	

Time Series

Constituent: Cadmium (mg/L) Analysis Run 8/7/2024 11:20 AM

Plant Bowen Client: Southern Company Data: Bowen AP-1

	BGWC-17	BGWC-18	BGWC-19	BGWC-20	BGWC-21	BGWC-22	BGWC-23	BGWC-24	BGWC-25
6/7/2016	<0.0005								
6/8/2016		0.00063 (J)	<0.0005	<0.0005	<0.0005	<0.0005			<0.0005
6/9/2016							<0.0005	0.00052 (J)	
8/11/2016	0.0001 (J)								
8/12/2016		0.0004 (J)	<0.0005	<0.0005					
8/15/2016									<0.0005
8/18/2016					<0.0005	<0.0005	<0.0005	0.0009 (J)	
10/7/2016	0.0002 (J)	0.0008 (J)	0.0001 (J)						
10/10/2016				<0.0005	<0.0005	<0.0005	<0.0005	0.0017	<0.0005
12/6/2016	0.0001 (J)	0.0006 (J)							
12/7/2016			<0.0005	<0.0005			<0.0005	0.0004 (J)	
12/8/2016					<0.0005	0.0002 (J)			<0.0005
1/23/2017									
2/7/2017									
2/16/2017	0.0001 (J)	0.0002 (J)	<0.0005						
2/17/2017				8E-05 (J)	<0.0005	<0.0005			
2/20/2017							<0.0005	0.0028	<0.0005
3/27/2017									
4/17/2017									
4/19/2017	0.0001 (J)	9E-05 (J)	<0.0005	<0.0005	<0.0005		<0.0005	0.0035	
4/20/2017						<0.0005			<0.0005
5/22/2017									
5/30/2017	0.0002 (J)								
6/1/2017		0.0003 (J)	0.0001 (J)	<0.0005	<0.0005				<0.0005
6/5/2017						<0.0005	<0.0005	0.0035	
7/11/2017									
7/14/2017	0.0002 (J)	0.0002 (J)	<0.0005						
7/17/2017							<0.0005	0.0037	<0.0005
7/18/2017				<0.0005	<0.0005				
7/19/2017						<0.0005			
8/23/2017									
3/26/2018									
3/27/2018	<0.0005	<0.0005	<0.0005						
3/28/2018				<0.0005	<0.0005				<0.0005
3/29/2018						<0.0005	<0.0005	0.0063	
6/13/2018				<0.0005			<0.0005	0.0053	
6/14/2018	0.00015 (J)	<0.0005			<0.0005	<0.0005			<0.0005
6/15/2018			<0.0005						
10/17/2018	<0.0005								
10/18/2018		0.00032 (J)							
10/19/2018			<0.0005		<0.0005				
10/22/2018				<0.0005		<0.0005	<0.0005	0.0053	<0.0005
2/27/2019	<0.0005	<0.0005		<0.0005					
3/1/2019			<0.0005			0.00013 (J)	0.00019 (J)	0.0058	<0.0005
4/2/2019	<0.0005	7.3E-05 (J)							
4/3/2019			<0.0005	<0.0005	<0.0005	<0.0005	<0.0005	0.0053	
4/4/2019									<0.0005
9/26/2019	0.00015 (J)	<0.0005	0.0002 (J)	<0.0005					
9/27/2019						<0.0005	<0.0005		
9/30/2019					<0.0005			0.0075	<0.0005
2/24/2020	<0.0005	0.00024 (J)	<0.0005	<0.0005					
2/25/2020						<0.0005	<0.0005		

ND substitution: RL or RL/2 if <15% NDs.

Time Series

Constituent: Cadmium (mg/L) Analysis Run 8/7/2024 11:20 AM

Plant Bowen Client: Southern Company Data: Bowen AP-1

	BGWC-17	BGWC-18	BGWC-19	BGWC-20	BGWC-21	BGWC-22	BGWC-23	BGWC-24	BGWC-25
2/26/2020					<0.0005			0.0064	<0.0005
3/19/2020	<0.0005								
3/20/2020		<0.0005	<0.0005		<0.0005	<0.0005			
3/23/2020				<0.0005			<0.0005		
3/24/2020									<0.0005
3/25/2020								0.0082	
9/24/2020	0.00024 (J)	<0.0005			<0.0005	0.00033 (J)	<0.0005		
9/25/2020								0.0081	
9/28/2020			<0.0005	<0.0005					<0.0005
2/18/2021	<0.0005	<0.0005	<0.0005	<0.0005					
2/19/2021					<0.0005	0.00038 (J)	<0.0005	0.0068	
2/23/2021									<0.0005
3/8/2021									
3/24/2021	<0.0005	<0.0005							
3/25/2021									
3/26/2021			<0.0005				<0.0005	0.0062	<0.0005
3/29/2021				<0.0005	<0.0005	<0.0005			
8/19/2021	0.00017 (J)	<0.0005							<0.0005
8/20/2021			<0.0005	<0.0005	<0.0005				
8/23/2021						0.00019 (J)	<0.0005	0.0039	
2/11/2022	0.00016 (J)								
2/14/2022							<0.0005		
2/15/2022						0.0002 (J)		0.0042	
2/16/2022		<0.0005	<0.0005	<0.0005	<0.0005				<0.0005
7/27/2022	0.00029 (J)	<0.0005	<0.0005	<0.0005					<0.0005
7/28/2022					<0.0005				
8/1/2022							<0.0005		
8/2/2022						0.00012 (J)		0.00026 (J)	
10/21/2022								0.0031 (R)	
1/26/2023	<0.0005	<0.0005							
1/27/2023			<0.0005		<0.0005				<0.0005
1/30/2023				<0.0005					
2/1/2023								0.0032	
2/2/2023							<0.0005		
2/7/2023						0.001			
8/17/2023	0.00028 (J)	<0.0005							<0.0005
8/18/2023			<0.0005	<0.0005					
8/21/2023									
8/22/2023						0.00091			
8/23/2023					<0.0005		<0.0005		
8/25/2023								0.0033	
1/30/2024								0.0022	
2/1/2024	0.00023 (J)								
2/2/2024		<0.0005	<0.0005						
2/5/2024				<0.0005	<0.0005				<0.0005
2/6/2024									
2/8/2024						0.0014	<0.0005		

Time Series

Constituent: Cadmium (mg/L) Analysis Run 8/7/2024 11:20 AM

Plant Bowen Client: Southern Company Data: Bowen AP-1

	BGWC-30
6/7/2016	
6/8/2016	
6/9/2016	
8/11/2016	
8/12/2016	
8/15/2016	
8/18/2016	
10/7/2016	
10/10/2016	
12/6/2016	
12/7/2016	
12/8/2016	
1/23/2017	0.0003 (J)
2/7/2017	0.0006 (J)
2/16/2017	
2/17/2017	
2/20/2017	
3/27/2017	0.0003 (J)
4/17/2017	0.0002 (J)
4/19/2017	
4/20/2017	
5/22/2017	0.0003 (J)
5/30/2017	
6/1/2017	
6/5/2017	0.0003 (J)
7/11/2017	0.0005 (J)
7/14/2017	
7/17/2017	
7/18/2017	
7/19/2017	
8/23/2017	0.0004 (J)
3/26/2018	<0.0005
3/27/2018	
3/28/2018	
3/29/2018	
6/13/2018	
6/14/2018	
6/15/2018	0.0002 (J)
10/17/2018	
10/18/2018	
10/19/2018	
10/22/2018	<0.0005
2/27/2019	
3/1/2019	<0.0005
4/2/2019	7.9E-05 (J)
4/3/2019	
4/4/2019	
9/26/2019	
9/27/2019	<0.0005
9/30/2019	
2/24/2020	
2/25/2020	

ND substitution: RL or RL/2 if <15% NDs.

Time Series

Constituent: Cadmium (mg/L) Analysis Run 8/7/2024 11:20 AM

Plant Bowen Client: Southern Company Data: Bowen AP-1

	BGWC-30
2/26/2020	<0.0005
3/19/2020	
3/20/2020	
3/23/2020	<0.0005
3/24/2020	
3/25/2020	
9/24/2020	
9/25/2020	<0.0005
9/28/2020	
2/18/2021	
2/19/2021	
2/23/2021	
3/8/2021	<0.0005
3/24/2021	
3/25/2021	<0.0005
3/26/2021	
3/29/2021	
8/19/2021	<0.0005
8/20/2021	
8/23/2021	
2/11/2022	
2/14/2022	<0.0005
2/15/2022	
2/16/2022	
7/27/2022	
7/28/2022	
8/1/2022	<0.0005
8/2/2022	
10/21/2022	
1/26/2023	
1/27/2023	
1/30/2023	
2/1/2023	<0.0005
2/2/2023	
2/7/2023	
8/17/2023	
8/18/2023	
8/21/2023	<0.0005
8/22/2023	
8/23/2023	
8/25/2023	
1/30/2024	
2/1/2024	
2/2/2024	
2/5/2024	
2/6/2024	<0.0005
2/8/2024	

ND substitution: RL or RL/2 if <15% NDs.

Time Series

Constituent: Cadmium (mg/L) Analysis Run 8/7/2024 11:20 AM

Plant Bowen Client: Southern Company Data: Bowen AP-1

	BGWC-31	BGWC-32	BGWC-34D	BGWC-35D	BGWC-36D	BGWC-37D	BGWC-38D	BGWC-39	BGWC-40
10/17/2018					<0.0005				
10/18/2018	<0.0005								
10/19/2018			<0.0005						
10/22/2018		<0.0005		<0.0005					
4/2/2019					<0.0005				
4/4/2019	<0.0005		<0.0005	<0.0005					
4/5/2019		<0.0005							
9/24/2019	<0.0005		<0.0005						
9/26/2019		<0.0005		<0.0005					
9/27/2019					<0.0005				
2/25/2020				<0.0005		<0.0005			
2/26/2020	<0.0005				<0.0005				
2/27/2020		<0.0005	<0.0005				0.00081 (J)	<0.0005	
2/28/2020									<0.0005
3/23/2020	<0.0005				<0.0005				
3/24/2020		<0.0005	<0.0005			<0.0005	<0.0005	<0.0005	
3/25/2020				<0.0005					<0.0005
9/2/2020							0.00032 (J)		
9/25/2020		<0.0005		<0.0005		<0.0005			
9/28/2020	<0.0005		<0.0005		<0.0005				
9/29/2020								0.0002 (J)	<0.0005
2/19/2021			<0.0005						
2/22/2021	<0.0005			<0.0005		<0.0005		0.00014 (J)	<0.0005
2/23/2021		<0.0005							
3/8/2021					<0.0005				
3/9/2021							<0.0005		
3/25/2021					<0.0005				
3/26/2021				<0.0005		<0.0005			
3/29/2021	<0.0005						<0.0005		
3/30/2021		<0.0005	<0.0005						<0.0005
3/31/2021								0.00018 (J)	
8/19/2021							<0.0005		
8/20/2021	<0.0005			<0.0005		<0.0005			
8/23/2021					<0.0005				
8/24/2021			<0.0005					0.00031 (J)	<0.0005
8/25/2021		<0.0005							
2/14/2022					<0.0005		<0.0005		
2/15/2022									
2/16/2022	<0.0005	<0.0005	<0.0005					0.00012 (J)	<0.0005
2/17/2022				<0.0005		<0.0005			
7/28/2022	<0.0005		<0.0005	<0.0005		<0.0005			<0.0005
7/29/2022		<0.0005			<0.0005				
8/2/2022							<0.0005	<0.0005	
1/27/2023	<0.0005								
1/30/2023			<0.0005	<0.0005		<0.0005			
1/31/2023		<0.0005							<0.0005
2/1/2023					<0.0005				
2/2/2023								<0.0005	
2/7/2023							<0.0005		
8/18/2023	<0.0005	<0.0005	<0.0005						<0.0005
8/21/2023					<0.0005		<0.0005		
8/23/2023								0.00017 (J)	

ND substitution: RL or RL/2 if <15% NDs.

Time Series

Constituent: Cadmium (mg/L) Analysis Run 8/7/2024 11:20 AM

Plant Bowen Client: Southern Company Data: Bowen AP-1

	BGWC-31	BGWC-32	BGWC-34D	BGWC-35D	BGWC-36D	BGWC-37D	BGWC-38D	BGWC-39	BGWC-40
8/24/2023				<0.0005		<0.0005			
1/30/2024					<0.0005				
2/2/2024	<0.0005								
2/5/2024			<0.0005						
2/6/2024							<0.0005		
2/7/2024				<0.0005		<0.0005			<0.0005
2/8/2024		<0.0005						<0.0005	

ND substitution: RL or RL/2 if <15% NDs.

Time Series

Constituent: Cadmium (mg/L) Analysis Run 8/7/2024 11:20 AM

Plant Bowen Client: Southern Company Data: Bowen AP-1

	BGWC-41D
10/17/2018	
10/18/2018	
10/19/2018	
10/22/2018	
4/2/2019	
4/4/2019	
4/5/2019	
9/24/2019	
9/26/2019	
9/27/2019	
2/25/2020	
2/26/2020	
2/27/2020	
2/28/2020	
3/23/2020	
3/24/2020	
3/25/2020	
9/2/2020	<0.0005
9/25/2020	
9/28/2020	
9/29/2020	
2/19/2021	
2/22/2021	<0.0005
2/23/2021	
3/8/2021	
3/9/2021	
3/25/2021	
3/26/2021	
3/29/2021	
3/30/2021	
3/31/2021	<0.0005
8/19/2021	
8/20/2021	
8/23/2021	
8/24/2021	<0.0005
8/25/2021	
2/14/2022	
2/15/2022	<0.0005
2/16/2022	
2/17/2022	
7/28/2022	
7/29/2022	<0.0005
8/2/2022	
1/27/2023	
1/30/2023	
1/31/2023	
2/1/2023	<0.0005
2/2/2023	
2/7/2023	
8/18/2023	
8/21/2023	
8/23/2023	<0.0005

ND substitution: RL or RL/2 if <15% NDs.

Time Series

Constituent: Cadmium (mg/L) Analysis Run 8/7/2024 11:20 AM

Plant Bowen Client: Southern Company Data: Bowen AP-1

	BGWC-41D
8/24/2023	
1/30/2024	
2/2/2024	
2/5/2024	
2/6/2024	
2/7/2024	<0.0005
2/8/2024	

ND substitution: RL or RL/2 if <15% NDs.

Time Series

Constituent: Cadmium (mg/L) Analysis Run 8/7/2024 11:20 AM

Plant Bowen Client: Southern Company Data: Bowen AP-1

	BGWC-42D	BGWC-43D	BGWC-44D	BGWC-49D	BGWC-50D	BGWC-51	BGWC-52	BGWC-7	BGWC-8
6/6/2016									
6/7/2016									<0.0005
6/8/2016								<0.0005	
8/10/2016									<0.0005
8/11/2016								<0.0005	
10/4/2016									<0.0005
10/5/2016									
10/6/2016								<0.0005	
12/2/2016									<0.0005
12/5/2016									
12/6/2016								<0.0005	
2/14/2017									<0.0005
2/15/2017								<0.0005	
4/14/2017									<0.0005
4/17/2017									
4/18/2017								<0.0005	
5/26/2017									<0.0005
6/2/2017								<0.0005	
7/10/2017									<0.0005
7/11/2017									
7/14/2017								<0.0005	
3/26/2018									<0.0005
3/27/2018								<0.0005	
6/12/2018									<0.0005
6/13/2018								<0.0005	
10/16/2018									<0.0005
10/17/2018									
10/18/2018								<0.0005	
2/25/2019									<0.0005
2/28/2019								<0.0005	
4/1/2019									<0.0005
4/2/2019								<0.0005	
9/24/2019								<0.0005	<0.0005
2/19/2020									<0.0005
2/20/2020									
2/21/2020								<0.0005	
3/18/2020									<0.0005
3/19/2020								<0.0005	
9/3/2020	<0.0005	0.0011 (J)	<0.0005						
9/23/2020									<0.0005
9/24/2020									
9/25/2020								<0.0005	
1/28/2021						0.00031 (J)	0.00025 (J)		
2/16/2021									<0.0005
2/17/2021									
2/18/2021			<0.0005					<0.0005	
2/22/2021	<0.0005								
2/23/2021						0.00043 (J)	<0.0005		
3/8/2021		0.0003 (J)							
3/24/2021									<0.0005
3/29/2021		0.00019 (J)							
3/30/2021						0.0007	0.00018 (J)	<0.0005	

ND substitution: RL or RL/2 if <15% NDs.

Time Series

Constituent: Cadmium (mg/L) Analysis Run 8/7/2024 11:20 AM

Plant Bowen Client: Southern Company Data: Bowen AP-1

	BGWC-42D	BGWC-43D	BGWC-44D	BGWC-49D	BGWC-50D	BGWC-51	BGWC-52	BGWC-7	BGWC-8
3/31/2021			<0.0005						
4/1/2021	<0.0005								
4/19/2021				<0.0005	<0.0005				
8/18/2021			<0.0005		<0.0005				<0.0005
8/19/2021								<0.0005	
8/20/2021	<0.0005								
8/23/2021		0.00036 (J)				0.00043 (J)	0.00018 (J)		
8/24/2021				<0.0005					
2/9/2022			<0.0005		<0.0005				
2/10/2022									<0.0005
2/11/2022								<0.0005	
2/14/2022						<0.0005	<0.0005		
2/15/2022		0.0015							
2/17/2022	<0.0005			<0.0005					
7/26/2022			<0.0005		<0.0005				<0.0005
7/28/2022	<0.0005						<0.0005	<0.0005	
8/1/2022		0.0011		<0.0005		<0.0005			
1/25/2023			<0.0005		<0.0005				
1/26/2023								<0.0005	<0.0005
1/30/2023	<0.0005								
1/31/2023						<0.0005	<0.0005		
2/1/2023				<0.0005					
2/7/2023		0.00014 (J)							
8/15/2023			<0.0005		<0.0005				
8/16/2023									<0.0005
8/17/2023								<0.0005	
8/21/2023						<0.0005			
8/22/2023				<0.0005			<0.0005		
8/23/2023		0.00029 (J)							
8/24/2023	<0.0005								
1/30/2024		0.00034 (J)							
1/31/2024			<0.0005		<0.0005				
2/1/2024									<0.0005
2/2/2024								<0.0005	
2/5/2024						<0.0005	<0.0005		
2/6/2024				<0.0005					
2/7/2024	<0.0005								

ND substitution: RL or RL/2 if <15% NDs.

Time Series

Constituent: Cadmium (mg/L) Analysis Run 8/7/2024 11:20 AM

Plant Bowen Client: Southern Company Data: Bowen AP-1

	BGWC-9
6/6/2016	<0.0005
6/7/2016	
6/8/2016	
8/10/2016	
8/11/2016	<0.0005
10/4/2016	
10/5/2016	<0.0005
10/6/2016	
12/2/2016	
12/5/2016	<0.0005
12/6/2016	
2/14/2017	
2/15/2017	<0.0005
4/14/2017	
4/17/2017	<0.0005
4/18/2017	
5/26/2017	<0.0005
6/2/2017	
7/10/2017	
7/11/2017	<0.0005
7/14/2017	
3/26/2018	
3/27/2018	<0.0005
6/12/2018	<0.0005
6/13/2018	
10/16/2018	
10/17/2018	<0.0005
10/18/2018	
2/25/2019	
2/28/2019	
4/1/2019	<0.0005
4/2/2019	
9/24/2019	<0.0005
2/19/2020	
2/20/2020	<0.0005
2/21/2020	
3/18/2020	
3/19/2020	<0.0005
9/3/2020	
9/23/2020	
9/24/2020	<0.0005
9/25/2020	
1/28/2021	
2/16/2021	
2/17/2021	<0.0005
2/18/2021	
2/22/2021	
2/23/2021	
3/8/2021	
3/24/2021	<0.0005
3/29/2021	
3/30/2021	

ND substitution: RL or RL/2 if <15% NDs.

Time Series

Constituent: Cadmium (mg/L) Analysis Run 8/7/2024 11:20 AM

Plant Bowen Client: Southern Company Data: Bowen AP-1

	BGWC-9
3/31/2021	
4/1/2021	
4/19/2021	
8/18/2021	<0.0005
8/19/2021	
8/20/2021	
8/23/2021	
8/24/2021	
2/9/2022	
2/10/2022	<0.0005
2/11/2022	
2/14/2022	
2/15/2022	
2/17/2022	
7/26/2022	<0.0005
7/28/2022	
8/1/2022	
1/25/2023	
1/26/2023	<0.0005
1/30/2023	
1/31/2023	
2/1/2023	
2/7/2023	
8/15/2023	
8/16/2023	
8/17/2023	<0.0005
8/21/2023	
8/22/2023	
8/23/2023	
8/24/2023	
1/30/2024	
1/31/2024	
2/1/2024	<0.0005
2/2/2024	
2/5/2024	
2/6/2024	
2/7/2024	

ND substitution: RL or RL/2 if <15% NDs.

Time Series

Constituent: Calcium (mg/L) Analysis Run 8/7/2024 11:20 AM

Plant Bowen Client: Southern Company Data: Bowen AP-1

	BGWA-2 (bg)	BGWA-29 (bg)	BGWA-33 (bg)	BGWA-47D (bg)	BGWA-48D (bg)	BGWA-6	BGWC-10	BGWC-12	BGWC-14A
6/6/2016	39					59			
6/7/2016							50	90	
8/9/2016	32.2								
8/10/2016						56			
8/11/2016									
8/12/2016								76.6	
8/16/2016							49.2		
8/22/2016		21.4							
10/3/2016	34.1								
10/4/2016		20.9				51.4			
10/6/2016								78.7	
10/7/2016							52.6		
11/29/2016	29.7								
12/1/2016		19.8				55.9			
12/5/2016								80.9	
12/6/2016							55.4		
1/10/2017		20.4							
2/13/2017	31.2								
2/14/2017		20.9				51.1			
2/15/2017								90.7	
2/16/2017							53.2		
4/13/2017	30.5					53.4			
4/14/2017		20.7 (J)							
4/18/2017							58	94.8	
5/25/2017	33.8	22.8 (J)				59.8			
5/30/2017									
6/2/2017							55.8	108	
7/7/2017	33.1					57.8			
7/10/2017		22.3							
7/12/2017							58.1		
7/13/2017								111	
7/14/2017									
10/9/2017	33.6					58.9			
10/10/2017		4.09						93	
10/11/2017							55.7		
6/12/2018	32.4	20.3 (J)							
6/14/2018							58.4	109	
10/16/2018	34.6	19.4 (J)				55.6			
10/17/2018								110	
10/18/2018							57.8		
4/1/2019	48.2	24.6						94.8	
4/2/2019						64.1	57.8		
4/3/2019			44.9						
5/2/2019	44.8								
9/23/2019	36.3	19.2				57.9			
9/25/2019							58.1	115	
9/26/2019									
9/27/2019			41.2						
2/18/2020						66.3			
2/19/2020		20.8							
2/21/2020			50.1						
3/18/2020	40.1	22.4							

Time Series

Constituent: Calcium (mg/L) Analysis Run 8/7/2024 11:20 AM

Plant Bowen Client: Southern Company Data: Bowen AP-1

	BGWA-2 (bg)	BGWA-29 (bg)	BGWA-33 (bg)	BGWA-47D (bg)	BGWA-48D (bg)	BGWA-6	BGWC-10	BGWC-12	BGWC-14A
3/19/2020						67.8		120	
3/20/2020			52.2						
3/23/2020							61.1		
5/22/2020				74					73.4
5/25/2020					36.5				
6/23/2020				99.5	39.4				80.1
7/28/2020				96.2	40.3				140
9/2/2020				109					159
9/3/2020					51.8				
9/23/2020	45.2	20.1				67.3			
9/24/2020							58.8		
9/25/2020			51.8					135	
10/1/2020				107	61.9				162
11/10/2020				117	80.3				170
12/15/2020				110	70.3				169
1/20/2021				111	67.5				157
3/23/2021		22.1							
3/24/2021								144	91.9
3/25/2021				109	68.3				
3/26/2021	46.7								
3/30/2021							61.3		
3/31/2021						63.4			
4/1/2021			49.5						
8/16/2021	48.3	21.5		108	61	66.2			
8/18/2021							61.1	156	166
8/25/2021			46.3						
2/9/2022	52.3			112	46.3	65.7			97.5
2/10/2022		20.3							
2/11/2022							66.2	164	
2/16/2022			47.5						
7/26/2022	46.7	20		105	34.5	66.1			185
7/27/2022								175	
7/28/2022							63		
8/3/2022			69.4						
1/24/2023	51.4	21		109	40.7				
1/25/2023						68.4			
1/26/2023								178	117
1/27/2023							64		
2/2/2023			81.4						
8/15/2023				102		61.4			
8/16/2023		20.9			37.7			178	196
8/17/2023							62.2		
8/21/2023	49.5								
8/23/2023			85						
1/31/2024				102	38.7	65.9			
2/1/2024							62.8	194	177
2/5/2024		20.5							
2/7/2024			107						
2/8/2024	48.6								

Time Series

Constituent: Calcium (mg/L) Analysis Run 8/7/2024 11:20 AM

Plant Bowen Client: Southern Company Data: Bowen AP-1

	BGWC-16
6/6/2016	
6/7/2016	120
8/9/2016	
8/10/2016	
8/11/2016	111
8/12/2016	
8/16/2016	
8/22/2016	
10/3/2016	
10/4/2016	
10/6/2016	
10/7/2016	103
11/29/2016	
12/1/2016	
12/5/2016	
12/6/2016	117
1/10/2017	
2/13/2017	
2/14/2017	
2/15/2017	
2/16/2017	124
4/13/2017	
4/14/2017	
4/18/2017	120
5/25/2017	
5/30/2017	111
6/2/2017	
7/7/2017	
7/10/2017	
7/12/2017	
7/13/2017	
7/14/2017	109
10/9/2017	
10/10/2017	
10/11/2017	109
6/12/2018	104
6/14/2018	
10/16/2018	
10/17/2018	
10/18/2018	112
4/1/2019	
4/2/2019	117
4/3/2019	
5/2/2019	
9/23/2019	
9/25/2019	
9/26/2019	136
9/27/2019	
2/18/2020	
2/19/2020	
2/21/2020	
3/18/2020	

Time Series

Constituent: Calcium (mg/L) Analysis Run 8/7/2024 11:20 AM

Plant Bowen Client: Southern Company Data: Bowen AP-1

	BGWC-16
3/19/2020	130
3/20/2020	
3/23/2020	
5/22/2020	
5/25/2020	
6/23/2020	
7/28/2020	
9/2/2020	
9/3/2020	
9/23/2020	
9/24/2020	141
9/25/2020	
10/1/2020	
11/10/2020	
12/15/2020	
1/20/2021	
3/23/2021	
3/24/2021	140
3/25/2021	
3/26/2021	
3/30/2021	
3/31/2021	
4/1/2021	
8/16/2021	
8/18/2021	139
8/25/2021	
2/9/2022	
2/10/2022	
2/11/2022	160
2/16/2022	
7/26/2022	
7/27/2022	194
7/28/2022	
8/3/2022	
1/24/2023	
1/25/2023	
1/26/2023	178
1/27/2023	
2/2/2023	
8/15/2023	
8/16/2023	
8/17/2023	187
8/21/2023	
8/23/2023	
1/31/2024	
2/1/2024	203
2/5/2024	
2/7/2024	
2/8/2024	

Time Series

Constituent: Calcium (mg/L) Analysis Run 8/7/2024 11:20 AM

Plant Bowen Client: Southern Company Data: Bowen AP-1

	BGWC-17	BGWC-18	BGWC-19	BGWC-20	BGWC-21	BGWC-22	BGWC-23	BGWC-24	BGWC-25
6/7/2016	65								
6/8/2016		76	55	200	43	350			32
6/9/2016							300	800	
8/11/2016	61								
8/12/2016		61.7	61.2	196					
8/15/2016									33.1
8/18/2016					38.6	370	290	730	
10/7/2016	71	84.7	70.2						
10/10/2016				198	37.5	375	296	680	41
12/6/2016	68.7	88.1							
12/7/2016			48.6	215			271	387	
12/8/2016					43.4	434			38.5
1/23/2017									
2/7/2017									
2/16/2017	65.5	53.7	64.7						
2/17/2017				221	41	434			
2/20/2017							323	823	40.7
3/27/2017									
4/17/2017									
4/19/2017	68.9	57.1	69.5	240	39.4		298	893 (J)	
4/20/2017						422			40.7
5/22/2017									
5/30/2017	72.6								
6/1/2017		44.8	50.8	286	42.3				44.2
6/5/2017						398	310	1080	
7/11/2017									
7/14/2017	70.6	60	67						
7/17/2017							319	1120	41.9
7/18/2017				244	40.9				
7/19/2017						461			
8/23/2017									
10/10/2017									
10/11/2017	67.3	67	57.3	222			438	1310	41.1
10/12/2017					43.3	515			
6/13/2018				234			385	970	
6/14/2018	65.7	53.1			39.4	482			44.8
6/15/2018			49.7						
10/17/2018	69.7								
10/18/2018		60.4							
10/19/2018			63.1		40.6				
10/22/2018				241		575	424	1150	52.2
4/2/2019	63.9	53.3							
4/3/2019			51.3	220	43.4	458	396	945	
4/4/2019									54.8
5/2/2019						647			
9/26/2019	94.2	91.7	80.8	243					
9/27/2019						658	533		
9/30/2019					43.2			1050	47.8
2/25/2020						445			
2/26/2020									
3/19/2020	68.1								
3/20/2020		49.3	52.1		48.2	514			

Time Series

Constituent: Calcium (mg/L) Analysis Run 8/7/2024 11:20 AM

Plant Bowen Client: Southern Company Data: Bowen AP-1

	BGWC-17	BGWC-18	BGWC-19	BGWC-20	BGWC-21	BGWC-22	BGWC-23	BGWC-24	BGWC-25
3/23/2020				253			602		
3/24/2020									49.6
3/25/2020								1100	
9/24/2020	84.9	68.7			42	750	647		
9/25/2020								998	
9/28/2020			50.1	273					50.7
3/24/2021	72	48.2							
3/25/2021									
3/26/2021			46.4				717	821	52.8
3/29/2021				296	46.6	714			
7/19/2021						693	728	717	
7/20/2021									
8/19/2021	74	49.2							51.2
8/20/2021			47.2	262	45.1				
8/23/2021						681	638	827	
11/1/2021						708	695	808	
2/11/2022	83.5								
2/14/2022							740		
2/15/2022						680		791	
2/16/2022		49	60.5	288	44.1				51.4
7/27/2022	80.9	65.9	63.2	284					52.1
7/28/2022					43.1				
8/1/2022							559		
8/2/2022						717		90	
10/21/2022								600 (R)	
1/26/2023	76.2	41.4							
1/27/2023			39.3		46.5				48.8
1/30/2023				309					
2/1/2023								552	
2/2/2023							543		
2/7/2023						583			
8/17/2023	75.4	57							48.1
8/18/2023			56.5	309					
8/21/2023									
8/22/2023						793			
8/23/2023					43.9		332		
8/25/2023								486	
1/30/2024								413	
2/1/2024	79.9								
2/2/2024		44.9	51.7						
2/5/2024				309	45.9				57.6
2/6/2024									
2/8/2024						561	347		

Time Series

Constituent: Calcium (mg/L) Analysis Run 8/7/2024 11:20 AM

Plant Bowen Client: Southern Company Data: Bowen AP-1

	BGWC-30
6/7/2016	
6/8/2016	
6/9/2016	
8/11/2016	
8/12/2016	
8/15/2016	
8/18/2016	
10/7/2016	
10/10/2016	
12/6/2016	
12/7/2016	
12/8/2016	
1/23/2017	372
2/7/2017	351
2/16/2017	
2/17/2017	
2/20/2017	
3/27/2017	417
4/17/2017	415
4/19/2017	
4/20/2017	
5/22/2017	885
5/30/2017	
6/1/2017	
6/5/2017	413
7/11/2017	449
7/14/2017	
7/17/2017	
7/18/2017	
7/19/2017	
8/23/2017	409
10/10/2017	339
10/11/2017	
10/12/2017	
6/13/2018	
6/14/2018	
6/15/2018	198
10/17/2018	
10/18/2018	
10/19/2018	
10/22/2018	230
4/2/2019	181
4/3/2019	
4/4/2019	
5/2/2019	
9/26/2019	
9/27/2019	103
9/30/2019	
2/25/2020	
2/26/2020	85.3
3/19/2020	
3/20/2020	

Time Series

Constituent: Calcium (mg/L) Analysis Run 8/7/2024 11:20 AM

Plant Bowen Client: Southern Company Data: Bowen AP-1

	BGWC-30
3/23/2020	107
3/24/2020	
3/25/2020	
9/24/2020	
9/25/2020	93.3
9/28/2020	
3/24/2021	
3/25/2021	81.1
3/26/2021	
3/29/2021	
7/19/2021	
7/20/2021	87.8
8/19/2021	109
8/20/2021	
8/23/2021	
11/1/2021	108
2/11/2022	
2/14/2022	129
2/15/2022	
2/16/2022	
7/27/2022	
7/28/2022	
8/1/2022	111
8/2/2022	
10/21/2022	
1/26/2023	
1/27/2023	
1/30/2023	
2/1/2023	113
2/2/2023	
2/7/2023	
8/17/2023	
8/18/2023	
8/21/2023	98.8
8/22/2023	
8/23/2023	
8/25/2023	
1/30/2024	
2/1/2024	
2/2/2024	
2/5/2024	
2/6/2024	109
2/8/2024	

Time Series

Constituent: Calcium (mg/L) Analysis Run 8/7/2024 11:20 AM

Plant Bowen Client: Southern Company Data: Bowen AP-1

	BGWC-31	BGWC-32	BGWC-34D	BGWC-35D	BGWC-36D	BGWC-37D	BGWC-38D	BGWC-39	BGWC-40
10/17/2018					262				
10/18/2018	90.1								
10/19/2018			105						
10/22/2018		234		384					
4/2/2019					200				
4/4/2019	69.3		104	442					
4/5/2019		265							
5/3/2019		203							
9/24/2019	70.7		102						
9/26/2019		290		417					
9/27/2019					184				
11/15/2019		346							
12/13/2019								558	
12/16/2019									162
2/25/2020				341		107			
2/26/2020					107				
2/27/2020							268		
3/23/2020	72.5				122				
3/24/2020		210	112			112	314	161	
3/25/2020				234					160
5/4/2020									
9/2/2020							228		
9/25/2020		338		169		99.9			
9/28/2020	77.8		117		165				
9/29/2020								576	165
3/25/2021					162				
3/26/2021				529		103			
3/29/2021	77.2						161		
3/30/2021		289	112						158
3/31/2021								336	
8/19/2021							124		
8/20/2021	78.7			379		100			
8/23/2021					174				
8/24/2021			110					439	150
8/25/2021		244							
11/1/2021							144		
2/14/2022					188		187		
2/15/2022									
2/16/2022	81.4	247	127					424	155
2/17/2022				483		112			
7/28/2022	75.4		123	403		109			138
7/29/2022		226			156				
8/2/2022							186	488	
1/27/2023	75.9								
1/30/2023			121	607		112			
1/31/2023		256							133
2/1/2023					132				
2/2/2023								267	
2/7/2023							61.3		
8/18/2023	74.5	172	113						114
8/21/2023					159		110		
8/23/2023								495	

Time Series

Constituent: Calcium (mg/L) Analysis Run 8/7/2024 11:20 AM

Plant Bowen Client: Southern Company Data: Bowen AP-1

	BGWC-31	BGWC-32	BGWC-34D	BGWC-35D	BGWC-36D	BGWC-37D	BGWC-38D	BGWC-39	BGWC-40
8/24/2023				584		120			
1/30/2024					166				
2/2/2024	79.3								
2/5/2024			129						
2/6/2024							221		
2/7/2024				636		113			116
2/8/2024		152						264	

Time Series

Constituent: Calcium (mg/L) Analysis Run 8/7/2024 11:20 AM

Plant Bowen Client: Southern Company Data: Bowen AP-1

	BGWC-41D
10/17/2018	
10/18/2018	
10/19/2018	
10/22/2018	
4/2/2019	
4/4/2019	
4/5/2019	
5/3/2019	
9/24/2019	
9/26/2019	
9/27/2019	
11/15/2019	
12/13/2019	
12/16/2019	
2/25/2020	
2/26/2020	
2/27/2020	
3/23/2020	
3/24/2020	
3/25/2020	
5/4/2020	155
9/2/2020	159
9/25/2020	
9/28/2020	
9/29/2020	
3/25/2021	
3/26/2021	
3/29/2021	
3/30/2021	
3/31/2021	166
8/19/2021	
8/20/2021	
8/23/2021	
8/24/2021	173
8/25/2021	
11/1/2021	
2/14/2022	
2/15/2022	198
2/16/2022	
2/17/2022	
7/28/2022	
7/29/2022	202
8/2/2022	
1/27/2023	
1/30/2023	
1/31/2023	
2/1/2023	228
2/2/2023	
2/7/2023	
8/18/2023	
8/21/2023	
8/23/2023	220

Time Series

Constituent: Calcium (mg/L) Analysis Run 8/7/2024 11:20 AM

Plant Bowen Client: Southern Company Data: Bowen AP-1

	BGWC-41D
8/24/2023	
1/30/2024	
2/2/2024	
2/5/2024	
2/6/2024	
2/7/2024	241
2/8/2024	

Time Series

Constituent: Calcium (mg/L) Analysis Run 8/7/2024 11:20 AM

Plant Bowen Client: Southern Company Data: Bowen AP-1

	BGWC-42D	BGWC-43D	BGWC-44D	BGWC-49D	BGWC-50D	BGWC-51	BGWC-52	BGWC-7	BGWC-8
6/6/2016									
6/7/2016									7.9
6/8/2016								140	
8/10/2016									36.8
8/11/2016								141	
10/4/2016									39.7
10/5/2016									
10/6/2016								147	
12/2/2016									37.8
12/5/2016									
12/6/2016								146	
2/14/2017									35.2
2/15/2017								163	
4/14/2017									37.5
4/17/2017									
4/18/2017								155	
5/26/2017									41.7
6/2/2017								156	
7/10/2017									39
7/11/2017									
7/14/2017								157	
10/10/2017									36.9
10/11/2017								137	
6/12/2018									38.1
6/13/2018								151	
10/16/2018									44.8
10/17/2018									
10/18/2018								154	
4/1/2019									47.2
4/2/2019								140	
9/24/2019								151	42.4
3/18/2020									43
3/19/2020								142	
5/4/2020		361	51.1						
5/11/2020	109								
5/20/2020	76.6	335							
9/3/2020	100	383	50.2						
9/23/2020									41.6
9/24/2020									
9/25/2020								138	
1/28/2021						624	350		
2/23/2021						674	379		
3/24/2021									42.1
3/29/2021		326							
3/30/2021						562	353	145	
3/31/2021			50.9						
4/1/2021	94								
4/19/2021				204	50.8				
7/20/2021		297							
8/18/2021			54.2		56.7				44.5
8/19/2021								141	
8/20/2021	99.7								

Time Series

Constituent: Calcium (mg/L) Analysis Run 8/7/2024 11:20 AM

Plant Bowen Client: Southern Company Data: Bowen AP-1

	BGWC-42D	BGWC-43D	BGWC-44D	BGWC-49D	BGWC-50D	BGWC-51	BGWC-52	BGWC-7	BGWC-8
8/23/2021		349				561	286		
8/24/2021				238					
2/9/2022			49.1		60.3				
2/10/2022									44.9
2/11/2022								148	
2/14/2022						155	72.8		
2/15/2022		344							
2/17/2022	98.4			239					
7/26/2022			49.7		61.1				41.8
7/28/2022	93.4						52.3	136	
8/1/2022		350		236		112			
1/25/2023			24.3		65				
1/26/2023								146	42.8
1/30/2023	92.5								
1/31/2023						111	62.8		
2/1/2023				236					
2/7/2023		184							
8/15/2023			25.3		68.8				
8/16/2023									38.8
8/17/2023								125	
8/21/2023						123			
8/22/2023				219			85.7		
8/23/2023		314							
8/24/2023	88.4								
1/30/2024		290							
1/31/2024			29.5		67.8				
2/1/2024									39.9
2/2/2024								119	
2/5/2024						73.1	57.8		
2/6/2024				213					
2/7/2024	81.2								

Time Series

Constituent: Calcium (mg/L) Analysis Run 8/7/2024 11:20 AM

Plant Bowen Client: Southern Company Data: Bowen AP-1

	BGWC-9
6/6/2016	66
6/7/2016	
6/8/2016	
8/10/2016	
8/11/2016	65.2
10/4/2016	
10/5/2016	66.7
10/6/2016	
12/2/2016	
12/5/2016	74.6
12/6/2016	
2/14/2017	
2/15/2017	74.6
4/14/2017	
4/17/2017	65.6
4/18/2017	
5/26/2017	70.4
6/2/2017	
7/10/2017	
7/11/2017	66.9
7/14/2017	
10/10/2017	61.7
10/11/2017	
6/12/2018	53.4
6/13/2018	
10/16/2018	
10/17/2018	63
10/18/2018	
4/1/2019	59.3
4/2/2019	
9/24/2019	57.6
3/18/2020	
3/19/2020	61.5
5/4/2020	
5/11/2020	
5/20/2020	
9/3/2020	
9/23/2020	
9/24/2020	59
9/25/2020	
1/28/2021	
2/23/2021	
3/24/2021	59.9
3/29/2021	
3/30/2021	
3/31/2021	
4/1/2021	
4/19/2021	
7/20/2021	
8/18/2021	63
8/19/2021	
8/20/2021	

Time Series

Constituent: Calcium (mg/L) Analysis Run 8/7/2024 11:20 AM

Plant Bowen Client: Southern Company Data: Bowen AP-1

	BGWC-9
8/23/2021	
8/24/2021	
2/9/2022	
2/10/2022	65.6
2/11/2022	
2/14/2022	
2/15/2022	
2/17/2022	
7/26/2022	66.3
7/28/2022	
8/1/2022	
1/25/2023	
1/26/2023	62.4
1/30/2023	
1/31/2023	
2/1/2023	
2/7/2023	
8/15/2023	
8/16/2023	
8/17/2023	66.9
8/21/2023	
8/22/2023	
8/23/2023	
8/24/2023	
1/30/2024	
1/31/2024	
2/1/2024	60.1
2/2/2024	
2/5/2024	
2/6/2024	
2/7/2024	

Time Series

Constituent: Chloride (mg/L) Analysis Run 8/7/2024 11:20 AM

Plant Bowen Client: Southern Company Data: Bowen AP-1

	BGWA-2 (bg)	BGWA-29 (bg)	BGWA-33 (bg)	BGWA-47D (bg)	BGWA-48D (bg)	BGWA-6	BGWC-10	BGWC-12	BGWC-14A
6/6/2016	2.9					5.6			
6/7/2016							19	44	
8/9/2016	2.5								
8/10/2016						5.3			
8/11/2016									
8/12/2016								43	
8/16/2016							20		
8/22/2016		4.2							
10/3/2016	2.5								
10/4/2016		2.1				5.6			
10/6/2016								41	
10/7/2016							21		
11/29/2016	2.6								
12/1/2016		1.8				6.2			
12/5/2016								41	
12/6/2016							22		
1/10/2017		1.6							
2/13/2017	2.1								
2/14/2017		1.9				8.8			
2/15/2017								39	
2/16/2017							22		
4/13/2017	2.1					10			
4/14/2017		1.5							
4/18/2017							21	39	
5/25/2017	2.4	1.5				11			
5/30/2017									
6/2/2017							20	37	
7/7/2017	1.9					12			
7/10/2017		1.6							
7/12/2017							23		
7/13/2017								38	
7/14/2017									
10/9/2017	1.9					18			
10/10/2017		1.7						38	
10/11/2017							24		
6/12/2018	3.4	1.8							
6/14/2018							23.1	30.5	
10/16/2018	3.3	1.5				10.7			
10/17/2018								30.7	
10/18/2018							26.9		
4/1/2019	4.2	1.6						24.1	
4/2/2019						9	24.1		
4/3/2019			5.2						
5/2/2019	4.3								
9/23/2019	3.1	1.2				8.6			
9/25/2019							25.1	23.6	
9/26/2019									
9/27/2019			394 (o)						
2/18/2020						8.2			
2/19/2020		1.3							
2/21/2020			2.6						
3/18/2020	3.1	1.4							

Time Series

Constituent: Chloride (mg/L) Analysis Run 8/7/2024 11:20 AM

Plant Bowen Client: Southern Company Data: Bowen AP-1

	BGWA-2 (bg)	BGWA-29 (bg)	BGWA-33 (bg)	BGWA-47D (bg)	BGWA-48D (bg)	BGWA-6	BGWC-10	BGWC-12	BGWC-14A
3/19/2020						7.8		20.5	
3/20/2020			4						
3/23/2020							20.8		
5/22/2020				6.6					32
5/25/2020					4				
6/23/2020				5.9	5.5				15.7
7/28/2020				5.9	4.6				20.6
9/2/2020				6					18.9
9/3/2020					6.3				
9/23/2020	4.2	1.1				8.4			
9/24/2020							25.4		
9/25/2020			3.3					20.2	
10/1/2020				6	7.5				18.6
11/10/2020				5.5	7.7				19.6
12/15/2020				6.3	8				20.7
1/20/2021				5.7	7.2				21.9
3/23/2021		1.2							
3/24/2021								18.4	14.1
3/25/2021				5.7	7.5				
3/26/2021	3.6								
3/30/2021							23.8		
3/31/2021						13.4			
4/1/2021			2.9						
8/16/2021	3.4	1.1		5.7	8	15.6			
8/18/2021							25.1	15.8	17.1
8/25/2021			3.3						
2/9/2022	3.7			5.4	8.9	10.1			10.8
2/10/2022		1.2							
2/11/2022							28.2	16.4	
2/16/2022			2.8						
7/26/2022	3.2	0.97 (J)		5.5	4.6	8.5			19.6
7/27/2022								16.2	
7/28/2022							30		
8/3/2022			3.4						
1/24/2023	3.4	1.5		5.2	4.3				
1/25/2023						10.1			
1/26/2023								14.5	10.9
1/27/2023							28.2		
2/2/2023			3.4						
8/15/2023				4.9		8			
8/16/2023		1.3			4.3			13.7	18.2
8/17/2023							29.2		
8/21/2023	2.9								
8/23/2023			2						
1/31/2024				4.7	7.3	7.8			
2/1/2024							30.1	14.2	17.3
2/5/2024		1.1							
2/7/2024			2.3						
2/8/2024	3.2								

Time Series

Constituent: Chloride (mg/L) Analysis Run 8/7/2024 11:20 AM

Plant Bowen Client: Southern Company Data: Bowen AP-1

	BGWC-16
6/6/2016	
6/7/2016	37
8/9/2016	
8/10/2016	
8/11/2016	41
8/12/2016	
8/16/2016	
8/22/2016	
10/3/2016	
10/4/2016	
10/6/2016	
10/7/2016	44
11/29/2016	
12/1/2016	
12/5/2016	
12/6/2016	48
1/10/2017	
2/13/2017	
2/14/2017	
2/15/2017	
2/16/2017	46
4/13/2017	
4/14/2017	
4/18/2017	41
5/25/2017	
5/30/2017	38
6/2/2017	
7/7/2017	
7/10/2017	
7/12/2017	
7/13/2017	
7/14/2017	35
10/9/2017	
10/10/2017	
10/11/2017	36
6/12/2018	27.2
6/14/2018	
10/16/2018	
10/17/2018	
10/18/2018	25.2
4/1/2019	
4/2/2019	20.3
4/3/2019	
5/2/2019	
9/23/2019	
9/25/2019	
9/26/2019	28.7
9/27/2019	
2/18/2020	
2/19/2020	
2/21/2020	
3/18/2020	

Time Series

Constituent: Chloride (mg/L) Analysis Run 8/7/2024 11:20 AM

Plant Bowen Client: Southern Company Data: Bowen AP-1

	BGWC-16
3/19/2020	22
3/20/2020	
3/23/2020	
5/22/2020	
5/25/2020	
6/23/2020	
7/28/2020	
9/2/2020	
9/3/2020	
9/23/2020	
9/24/2020	28.8
9/25/2020	
10/1/2020	
11/10/2020	
12/15/2020	
1/20/2021	
3/23/2021	
3/24/2021	24
3/25/2021	
3/26/2021	
3/30/2021	
3/31/2021	
4/1/2021	
8/16/2021	
8/18/2021	19.9
8/25/2021	
2/9/2022	
2/10/2022	
2/11/2022	22.3
2/16/2022	
7/26/2022	
7/27/2022	23.1
7/28/2022	
8/3/2022	
1/24/2023	
1/25/2023	
1/26/2023	18.3
1/27/2023	
2/2/2023	
8/15/2023	
8/16/2023	
8/17/2023	18.2
8/21/2023	
8/23/2023	
1/31/2024	
2/1/2024	18.5
2/5/2024	
2/7/2024	
2/8/2024	

Time Series

Constituent: Chloride (mg/L) Analysis Run 8/7/2024 11:20 AM

Plant Bowen Client: Southern Company Data: Bowen AP-1

	BGWC-17	BGWC-18	BGWC-19	BGWC-20	BGWC-21	BGWC-22	BGWC-23	BGWC-24	BGWC-25
6/7/2016	26								
6/8/2016		48	23	130	7.1	440			6.4
6/9/2016							480	1900	
8/11/2016	34								
8/12/2016		27	26	130					
8/15/2016									4.3
8/18/2016					6.9	500	400	1600	
10/7/2016	38	72	41						
10/10/2016				140	7.1	480	390	1400	3.5
12/6/2016	45	73							
12/7/2016			23	130			450	970	
12/8/2016					6.3	540			2.8
1/23/2017									
2/7/2017									
2/16/2017	40	19	31						
2/17/2017				140	5.6	570			
2/20/2017							470	1900	4.2
3/27/2017									
4/17/2017									
4/19/2017	38	13	30	140	5		420	1900	
4/20/2017						740			4.1
5/22/2017									
5/30/2017	41								
6/1/2017		8	13	130	4.9				4.4
6/5/2017						530	450	1900	
7/11/2017									
7/14/2017	36	11	19						
7/17/2017							470	2100	5
7/18/2017				140	4.2				
7/19/2017						540			
8/23/2017									
10/10/2017									
10/11/2017	45	24	19	130			510	1600	4.1
10/12/2017					4.8	700			
6/13/2018				150			598	1880	
6/14/2018	33.3	7.3			3.3	725			3.4
6/15/2018			9.3						
10/17/2018	41.8								
10/18/2018		10.9							
10/19/2018			15.3		4.1				
10/22/2018				149		827	639	2050	3.9
4/2/2019	18.7	4.5							
4/3/2019			9.7	144	5	856	679	1890	
4/4/2019									3.8
5/2/2019						999			
9/26/2019	47.1	60.5	26	128					
9/27/2019						996	918		
9/30/2019					4.7			2040	5.2
2/25/2020						547			
2/26/2020									
3/19/2020	21.9								
3/20/2020		5.3	6.6		4.2	665			

Time Series

Constituent: Chloride (mg/L) Analysis Run 8/7/2024 11:20 AM

Plant Bowen Client: Southern Company Data: Bowen AP-1

	BGWC-17	BGWC-18	BGWC-19	BGWC-20	BGWC-21	BGWC-22	BGWC-23	BGWC-24	BGWC-25
3/23/2020				125			788		
3/24/2020									3.6
3/25/2020								1670	
9/24/2020	50.1	30.3			4	1050	988		
9/25/2020								1640	
9/28/2020			8.6	152					5.6
3/24/2021	35.6	6.1							
3/25/2021									
3/26/2021			5.8				928	1240	5.7
3/29/2021				131	5	886			
7/19/2021						579	570	575	
7/20/2021									
8/19/2021	38.2	10.4							5.1
8/20/2021			4.4	144	4.4				
8/23/2021						879	898	1250	
11/1/2021						744	688	661	
2/11/2022	38.5								
2/14/2022							925		
2/15/2022						789		1120	
2/16/2022		7.7	6.7	141	4				5.7
7/27/2022	43.2	14.9	7.8	169					6.2
7/28/2022					4.7				
8/1/2022							794		
8/2/2022						828		17.1	
10/21/2022								836 (R)	
1/26/2023	34	5.9							
1/27/2023			3.1		6.1				5.4
1/30/2023				156					
2/1/2023								789	
2/2/2023							737		
2/7/2023						803			
8/17/2023	39.5	12.6							11.4
8/18/2023			5.9	145					
8/21/2023									
8/22/2023						1020			
8/23/2023					5		439		
8/25/2023								641	
1/30/2024								533	
2/1/2024	41.8								
2/2/2024		5.3	3.5						
2/5/2024				140	5.2				17.6
2/6/2024									
2/8/2024						679	493		

Time Series

Constituent: Chloride (mg/L) Analysis Run 8/7/2024 11:20 AM

Plant Bowen Client: Southern Company Data: Bowen AP-1

	BGWC-30
6/7/2016	
6/8/2016	
6/9/2016	
8/11/2016	
8/12/2016	
8/15/2016	
8/18/2016	
10/7/2016	
10/10/2016	
12/6/2016	
12/7/2016	
12/8/2016	
1/23/2017	780
2/7/2017	780
2/16/2017	
2/17/2017	
2/20/2017	
3/27/2017	790
4/17/2017	770
4/19/2017	
4/20/2017	
5/22/2017	890
5/30/2017	
6/1/2017	
6/5/2017	870
7/11/2017	840
7/14/2017	
7/17/2017	
7/18/2017	
7/19/2017	
8/23/2017	800
10/10/2017	730
10/11/2017	
10/12/2017	
6/13/2018	
6/14/2018	
6/15/2018	390
10/17/2018	
10/18/2018	
10/19/2018	
10/22/2018	400
4/2/2019	333
4/3/2019	
4/4/2019	
5/2/2019	
9/26/2019	
9/27/2019	143
9/30/2019	
2/25/2020	
2/26/2020	100
3/19/2020	
3/20/2020	

Time Series

Constituent: Chloride (mg/L) Analysis Run 8/7/2024 11:20 AM

Plant Bowen Client: Southern Company Data: Bowen AP-1

	BGWC-30
3/23/2020	117
3/24/2020	
3/25/2020	
9/24/2020	
9/25/2020	127
9/28/2020	
3/24/2021	
3/25/2021	85.5
3/26/2021	
3/29/2021	
7/19/2021	
7/20/2021	95.3
8/19/2021	117
8/20/2021	
8/23/2021	
11/1/2021	133
2/11/2022	
2/14/2022	146
2/15/2022	
2/16/2022	
7/27/2022	
7/28/2022	
8/1/2022	114
8/2/2022	
10/21/2022	
1/26/2023	
1/27/2023	
1/30/2023	
2/1/2023	154
2/2/2023	
2/7/2023	
8/17/2023	
8/18/2023	
8/21/2023	97.6
8/22/2023	
8/23/2023	
8/25/2023	
1/30/2024	
2/1/2024	
2/2/2024	
2/5/2024	
2/6/2024	123
2/8/2024	

Time Series

Constituent: Chloride (mg/L) Analysis Run 8/7/2024 11:20 AM

Plant Bowen Client: Southern Company Data: Bowen AP-1

	BGWC-31	BGWC-32	BGWC-34D	BGWC-35D	BGWC-36D	BGWC-37D	BGWC-38D	BGWC-39	BGWC-40
10/17/2018					492				
10/18/2018	51.2								
10/19/2018			28						
10/22/2018		274		573					
4/2/2019					378				
4/4/2019	32.7		28.4	605					
4/5/2019		270							
5/3/2019		257							
9/24/2019	38		32.2						
9/26/2019		358		500					
9/27/2019					357				
11/15/2019		455							
12/13/2019								703	
12/16/2019									254
2/25/2020				441		160			
2/26/2020					185				
2/27/2020							386		
3/23/2020	28.4				187				
3/24/2020		203	28.4			127	445	155	
3/25/2020				291					219
5/4/2020									
9/2/2020							309		
9/25/2020		449		435		105			
9/28/2020	34.5		36.6		277				
9/29/2020								792	218
3/25/2021					248				
3/26/2021				696		87.7			
3/29/2021	9.4						227		
3/30/2021		355	37.2						175
3/31/2021								337	
8/19/2021							155		
8/20/2021	34.9			545		92.3			
8/23/2021					268				
8/24/2021			40.1					521	156
8/25/2021		274							
11/1/2021							206		
2/14/2022					241		237		
2/15/2022									
2/16/2022	30.9	262	39.2					409	150
2/17/2022				627		105			
7/28/2022	32.9		44.9	666		138			149
7/29/2022		292			283				
8/2/2022							244	560	
1/27/2023	30								
1/30/2023			45.7	851		152			
1/31/2023		298							123
2/1/2023					240				
2/2/2023								224	
2/7/2023							93.7		
8/18/2023	30.3	193	43.1						94.2
8/21/2023					225		153		
8/23/2023								551	

Time Series

Constituent: Chloride (mg/L) Analysis Run 8/7/2024 11:20 AM

Plant Bowen Client: Southern Company Data: Bowen AP-1

	BGWC-31	BGWC-32	BGWC-34D	BGWC-35D	BGWC-36D	BGWC-37D	BGWC-38D	BGWC-39	BGWC-40
8/24/2023				740		157			
1/30/2024					240				
2/2/2024	28.9								
2/5/2024			46.2						
2/6/2024							317		
2/7/2024				868		143			97.3
2/8/2024		196						284	

Time Series

Constituent: Chloride (mg/L) Analysis Run 8/7/2024 11:20 AM

Plant Bowen Client: Southern Company Data: Bowen AP-1

	BGWC-41D
10/17/2018	
10/18/2018	
10/19/2018	
10/22/2018	
4/2/2019	
4/4/2019	
4/5/2019	
5/3/2019	
9/24/2019	
9/26/2019	
9/27/2019	
11/15/2019	
12/13/2019	
12/16/2019	
2/25/2020	
2/26/2020	
2/27/2020	
3/23/2020	
3/24/2020	
3/25/2020	
5/4/2020	218
9/2/2020	210
9/25/2020	
9/28/2020	
9/29/2020	
3/25/2021	
3/26/2021	
3/29/2021	
3/30/2021	
3/31/2021	261
8/19/2021	
8/20/2021	
8/23/2021	
8/24/2021	262
8/25/2021	
11/1/2021	
2/14/2022	
2/15/2022	296
2/16/2022	
2/17/2022	
7/28/2022	
7/29/2022	381
8/2/2022	
1/27/2023	
1/30/2023	
1/31/2023	
2/1/2023	393
2/2/2023	
2/7/2023	
8/18/2023	
8/21/2023	
8/23/2023	353

Time Series

Constituent: Chloride (mg/L) Analysis Run 8/7/2024 11:20 AM

Plant Bowen Client: Southern Company Data: Bowen AP-1

	BGWC-41D
8/24/2023	
1/30/2024	
2/2/2024	
2/5/2024	
2/6/2024	
2/7/2024	406
2/8/2024	

Time Series

Constituent: Chloride (mg/L) Analysis Run 8/7/2024 11:20 AM

Plant Bowen Client: Southern Company Data: Bowen AP-1

	BGWC-42D	BGWC-43D	BGWC-44D	BGWC-49D	BGWC-50D	BGWC-51	BGWC-52	BGWC-7	BGWC-8
6/6/2016									
6/7/2016									2
6/8/2016								11	
8/10/2016									2.1
8/11/2016								11	
10/4/2016									2.3
10/5/2016									
10/6/2016								11	
12/2/2016									2.1
12/5/2016									
12/6/2016								11	
2/14/2017									2
2/15/2017								12	
4/14/2017									1.7
4/17/2017									
4/18/2017								12	
5/26/2017									1.6
6/2/2017								11	
7/10/2017									1.5
7/11/2017									
7/14/2017								11	
10/10/2017									1.9
10/11/2017								12	
6/12/2018									2.3
6/13/2018								10.8	
10/16/2018									2.6
10/17/2018									
10/18/2018								11.7	
4/1/2019									1.8
4/2/2019								9.4	
9/24/2019								8	1.5
3/18/2020									1.5
3/19/2020								8.4	
5/4/2020		535	12.7						
5/11/2020	84.6								
5/20/2020	73.4	550							
9/3/2020	115	564	18.6						
9/23/2020									1.5
9/24/2020									
9/25/2020								13.1	
1/28/2021						835	484		
2/23/2021						845	489		
3/24/2021									1.5
3/29/2021		443							
3/30/2021						772	472	8.8	
3/31/2021			21.9						
4/1/2021	98.2								
4/19/2021				419	25.6				
7/20/2021		384							
8/18/2021			12.8		10				1.7
8/19/2021								7.6	
8/20/2021	131								

Time Series

Constituent: Chloride (mg/L) Analysis Run 8/7/2024 11:20 AM

Plant Bowen Client: Southern Company Data: Bowen AP-1

	BGWC-42D	BGWC-43D	BGWC-44D	BGWC-49D	BGWC-50D	BGWC-51	BGWC-52	BGWC-7	BGWC-8
8/23/2021		478				756	384		
8/24/2021				433					
2/9/2022			17		15.3				
2/10/2022									1.6
2/11/2022								8	
2/14/2022						128	46.8		
2/15/2022		496							
2/17/2022	126			410					
7/26/2022			14.7		18.2				1.6
7/28/2022	117						33.9	8.9	
8/1/2022		487		415		95.4			
1/25/2023			13.5		27.6				
1/26/2023								7.5	1.7
1/30/2023	122								
1/31/2023						85.6	41.5		
2/1/2023				468					
2/7/2023		226							
8/15/2023			9.3		23.8				
8/16/2023									1.7
8/17/2023								8	
8/21/2023						108			
8/22/2023				421			64.6		
8/23/2023		396							
8/24/2023	90.6								
1/30/2024		446							
1/31/2024			9.9		25.6				
2/1/2024									1.5
2/2/2024								6.5	
2/5/2024						42.6	34		
2/6/2024				442					
2/7/2024	80.7								

Time Series

Constituent: Chloride (mg/L) Analysis Run 8/7/2024 11:20 AM

Plant Bowen Client: Southern Company Data: Bowen AP-1

	BGWC-9
6/6/2016	27
6/7/2016	
6/8/2016	
8/10/2016	
8/11/2016	30
10/4/2016	
10/5/2016	36
10/6/2016	
12/2/2016	
12/5/2016	40
12/6/2016	
2/14/2017	
2/15/2017	38
4/14/2017	
4/17/2017	35
4/18/2017	
5/26/2017	35
6/2/2017	
7/10/2017	
7/11/2017	33
7/14/2017	
10/10/2017	35
10/11/2017	
6/12/2018	21.3
6/13/2018	
10/16/2018	
10/17/2018	29.4
10/18/2018	
4/1/2019	13.4
4/2/2019	
9/24/2019	13.2
3/18/2020	
3/19/2020	7.3
5/4/2020	
5/11/2020	
5/20/2020	
9/3/2020	
9/23/2020	
9/24/2020	9.2
9/25/2020	
1/28/2021	
2/23/2021	
3/24/2021	8
3/29/2021	
3/30/2021	
3/31/2021	
4/1/2021	
4/19/2021	
7/20/2021	
8/18/2021	8.5
8/19/2021	
8/20/2021	

Time Series

Constituent: Chloride (mg/L) Analysis Run 8/7/2024 11:20 AM

Plant Bowen Client: Southern Company Data: Bowen AP-1

	BGWC-9
8/23/2021	
8/24/2021	
2/9/2022	
2/10/2022	8.9
2/11/2022	
2/14/2022	
2/15/2022	
2/17/2022	
7/26/2022	10.9
7/28/2022	
8/1/2022	
1/25/2023	
1/26/2023	7.5
1/30/2023	
1/31/2023	
2/1/2023	
2/7/2023	
8/15/2023	
8/16/2023	
8/17/2023	10.7
8/21/2023	
8/22/2023	
8/23/2023	
8/24/2023	
1/30/2024	
1/31/2024	
2/1/2024	9.3
2/2/2024	
2/5/2024	
2/6/2024	
2/7/2024	

Time Series

Constituent: Chromium (mg/L) Analysis Run 8/7/2024 11:20 AM

Plant Bowen Client: Southern Company Data: Bowen AP-1

	BGWA-2 (bg)	BGWA-29 (bg)	BGWA-33 (bg)	BGWA-47D (bg)	BGWA-48D (bg)	BGWA-6	BGWC-10	BGWC-12	BGWC-14A
6/6/2016	<0.005					<0.005			
6/7/2016							<0.005	<0.005	
8/9/2016	0.0019 (J)								
8/10/2016						0.0044 (J)			
8/11/2016									
8/12/2016								<0.005	
8/16/2016							<0.005		
8/22/2016		<0.005							
10/3/2016	<0.005								
10/4/2016		0.0013 (J)				<0.005			
10/6/2016								<0.005	
10/7/2016							<0.005		
11/29/2016	<0.005								
12/1/2016		<0.005				<0.005			
12/5/2016								<0.005	
12/6/2016							<0.005		
1/10/2017		<0.005							
2/13/2017	<0.005								
2/14/2017		<0.005				<0.005			
2/15/2017								<0.005	
2/16/2017							<0.005		
4/13/2017	0.0005 (J)					<0.005			
4/14/2017		0.0005 (J)							
4/18/2017							<0.005	<0.005	
5/25/2017	<0.005	0.0004 (J)				<0.005			
5/30/2017									
6/2/2017							<0.005	0.0003 (J)	
7/7/2017	0.0008 (J)					<0.005			
7/10/2017		0.0005 (J)							
7/12/2017							<0.005		
7/13/2017								<0.005	
7/14/2017									
3/26/2018	<0.005	<0.005							
3/27/2018							<0.005		
3/28/2018								<0.005	
2/25/2019	<0.005								
2/27/2019		<0.005							
2/28/2019							<0.005	<0.005	
4/1/2019	<0.005	<0.005						<0.005	
4/2/2019						<0.005	<0.005		
4/3/2019			<0.005						
9/23/2019	<0.005	0.00047 (J)				<0.005			
9/25/2019							<0.005	0.00055 (J)	
9/26/2019									
9/27/2019			<0.005						
2/18/2020	0.00048 (J)					<0.005			
2/19/2020		0.00053 (J)							
2/20/2020							<0.005		
2/21/2020			0.00051 (J)						
2/24/2020								<0.005	
3/18/2020	<0.005	0.00052 (J)							
3/19/2020						0.0015 (J)		0.0004 (J)	

ND substitution: RL or RL/2 if <15% NDs.

Time Series

Constituent: Chromium (mg/L) Analysis Run 8/7/2024 11:20 AM

Plant Bowen Client: Southern Company Data: Bowen AP-1

	BGWA-2 (bg)	BGWA-29 (bg)	BGWA-33 (bg)	BGWA-47D (bg)	BGWA-48D (bg)	BGWA-6	BGWC-10	BGWC-12	BGWC-14A
3/20/2020			0.0007 (J)						
3/23/2020							0.0011 (J)		
5/22/2020				0.00044 (J)					<0.005
5/25/2020					<0.005				
6/23/2020				0.00043 (J)	0.00042 (J)				<0.005
7/28/2020				<0.005	<0.005				<0.005
9/2/2020				<0.005					<0.005
9/3/2020					<0.005				
9/23/2020	<0.005	<0.005				<0.005			
9/24/2020							<0.005		
9/25/2020			0.00083 (J)					0.00058 (J)	
10/1/2020				0.0014 (J)	0.00056 (J)				<0.005
11/10/2020				0.00059 (J)	<0.005				<0.005
12/15/2020				0.00069	<0.005				<0.005
1/20/2021				0.00061 (J)	<0.005				<0.005
2/16/2021	<0.005	0.00071 (J)							
2/17/2021				0.00099 (J)	0.00069 (J)				
2/18/2021						<0.005	<0.005		0.026
2/19/2021			0.00077 (J)					<0.005	
3/23/2021		0.00059 (J)							
3/24/2021								0.00079 (J)	<0.005
3/25/2021				<0.005	<0.005				
3/26/2021	0.00071 (J)								
3/30/2021							<0.005		
3/31/2021						<0.005			
4/1/2021			0.00076 (J)						
8/16/2021	<0.005	<0.005		0.0022 (J)	<0.005	<0.005			
8/18/2021							<0.005	<0.005	<0.005
8/25/2021			<0.005						
2/9/2022	<0.005			<0.005	<0.005	<0.005			<0.005
2/10/2022		<0.005							
2/11/2022							<0.005	<0.005	
2/16/2022			<0.005						
7/26/2022	<0.005	<0.005		<0.005	<0.005	<0.005			<0.005
7/27/2022								<0.005	
7/28/2022							<0.005		
8/3/2022			<0.005						
1/24/2023	0.0011 (J)	<0.005		<0.005	<0.005				
1/25/2023						<0.005			
1/26/2023								0.0018 (J)	0.0014 (J)
1/27/2023							<0.005		
2/2/2023			<0.005						
8/15/2023				<0.005		<0.005			
8/16/2023		<0.005			<0.005			<0.005	<0.005
8/17/2023							<0.005		
8/21/2023	<0.005								
8/23/2023			<0.005						
1/31/2024				<0.005	<0.005	<0.005			
2/1/2024							<0.005	<0.005	<0.005
2/5/2024		<0.005							
2/7/2024			<0.005						
2/8/2024	<0.005								

ND substitution: RL or RL/2 if <15% NDs.

Time Series

Constituent: Chromium (mg/L) Analysis Run 8/7/2024 11:20 AM

Plant Bowen Client: Southern Company Data: Bowen AP-1

	BGWC-16
6/6/2016	
6/7/2016	<0.005
8/9/2016	
8/10/2016	
8/11/2016	<0.005
8/12/2016	
8/16/2016	
8/22/2016	
10/3/2016	
10/4/2016	
10/6/2016	
10/7/2016	<0.005
11/29/2016	
12/1/2016	
12/5/2016	
12/6/2016	<0.005
1/10/2017	
2/13/2017	
2/14/2017	
2/15/2017	
2/16/2017	<0.005
4/13/2017	
4/14/2017	
4/18/2017	<0.005
5/25/2017	
5/30/2017	<0.005
6/2/2017	
7/7/2017	
7/10/2017	
7/12/2017	
7/13/2017	
7/14/2017	<0.005
3/26/2018	
3/27/2018	<0.005
3/28/2018	
2/25/2019	<0.005
2/27/2019	
2/28/2019	
4/1/2019	
4/2/2019	<0.005
4/3/2019	
9/23/2019	
9/25/2019	
9/26/2019	<0.005
9/27/2019	
2/18/2020	
2/19/2020	
2/20/2020	<0.005
2/21/2020	
2/24/2020	
3/18/2020	
3/19/2020	0.00071 (J)

ND substitution: RL or RL/2 if <15% NDs.

Time Series

Constituent: Chromium (mg/L) Analysis Run 8/7/2024 11:20 AM

Plant Bowen Client: Southern Company Data: Bowen AP-1

	BGWC-16
3/20/2020	
3/23/2020	
5/22/2020	
5/25/2020	
6/23/2020	
7/28/2020	
9/2/2020	
9/3/2020	
9/23/2020	
9/24/2020	<0.005
9/25/2020	
10/1/2020	
11/10/2020	
12/15/2020	
1/20/2021	
2/16/2021	
2/17/2021	
2/18/2021	0.0019 (J)
2/19/2021	
3/23/2021	
3/24/2021	<0.005
3/25/2021	
3/26/2021	
3/30/2021	
3/31/2021	
4/1/2021	
8/16/2021	
8/18/2021	<0.005
8/25/2021	
2/9/2022	
2/10/2022	
2/11/2022	<0.005
2/16/2022	
7/26/2022	
7/27/2022	<0.005
7/28/2022	
8/3/2022	
1/24/2023	
1/25/2023	
1/26/2023	<0.005
1/27/2023	
2/2/2023	
8/15/2023	
8/16/2023	
8/17/2023	<0.005
8/21/2023	
8/23/2023	
1/31/2024	
2/1/2024	<0.005
2/5/2024	
2/7/2024	
2/8/2024	

ND substitution: RL or RL/2 if <15% NDs.

Time Series

Constituent: Chromium (mg/L) Analysis Run 8/7/2024 11:20 AM

Plant Bowen Client: Southern Company Data: Bowen AP-1

	BGWC-17	BGWC-18	BGWC-19	BGWC-20	BGWC-21	BGWC-22	BGWC-23	BGWC-24	BGWC-25
6/7/2016	<0.005								
6/8/2016		<0.005	<0.005	<0.005	<0.005	<0.005			<0.005
6/9/2016							<0.005	<0.005	
8/11/2016	<0.005								
8/12/2016		<0.005	<0.005	<0.005					
8/15/2016									<0.005
8/18/2016					<0.005	<0.005	<0.005	<0.005	
10/7/2016	<0.005	0.0011 (J)	<0.005						
10/10/2016				<0.005	<0.005	<0.005	<0.005	0.0009 (J)	<0.005
12/6/2016	<0.005	<0.005							
12/7/2016			<0.005	<0.005			0.002 (J)	<0.005	
12/8/2016					<0.005	<0.005			<0.005
1/23/2017									
2/7/2017									
2/16/2017	<0.005	<0.005	<0.005						
2/17/2017				<0.005	<0.005	<0.005			
2/20/2017							<0.005	<0.005	<0.005
3/27/2017									
4/17/2017									
4/19/2017	<0.005	<0.005	<0.005	<0.005	<0.005		<0.005	<0.005	
4/20/2017						<0.005			<0.005
5/22/2017									
5/30/2017	<0.005								
6/1/2017		<0.005	<0.005	<0.005	<0.005				<0.005
6/5/2017						<0.005	<0.005	<0.005	
7/11/2017									
7/14/2017	<0.005	<0.005	<0.005						
7/17/2017							<0.005	<0.005	<0.005
7/18/2017				<0.005	<0.005				
7/19/2017						<0.005			
8/23/2017									
3/26/2018									
3/27/2018	<0.005	<0.005	<0.005						
3/28/2018				<0.005	<0.005				<0.005
3/29/2018						<0.005	<0.005	<0.005	
2/27/2019	<0.005	<0.005		0.0048 (J)					
3/1/2019			<0.005			<0.005	0.0033 (J)	<0.005	<0.005
4/2/2019	0.00044 (J)	<0.005							
4/3/2019			<0.005	0.00088 (J)	<0.005	<0.005	0.00057 (J)	<0.005	
4/4/2019									<0.005
9/26/2019	<0.005	<0.005	<0.005	0.0022 (J)					
9/27/2019						<0.005	<0.005		
9/30/2019					<0.005			<0.005	0.0021 (J)
2/24/2020	<0.005	<0.005	<0.005	0.00096 (J)					
2/25/2020						<0.005	<0.005		
2/26/2020					<0.005			0.00051 (J)	<0.005
3/19/2020	0.00039 (J)								
3/20/2020		0.00046 (J)	<0.005		0.00041 (J)	<0.005			
3/23/2020				0.00091 (J)			0.00043 (J)		
3/24/2020									<0.005
3/25/2020								<0.005	
9/24/2020	<0.005	<0.005			<0.005	<0.005	<0.005		

ND substitution: RL or RL/2 if <15% NDs.

Time Series

Constituent: Chromium (mg/L) Analysis Run 8/7/2024 11:20 AM

Plant Bowen Client: Southern Company Data: Bowen AP-1

	BGWC-17	BGWC-18	BGWC-19	BGWC-20	BGWC-21	BGWC-22	BGWC-23	BGWC-24	BGWC-25
9/25/2020								0.00058 (J)	
9/28/2020			<0.005	0.0028 (J)					<0.005
2/18/2021	<0.005	<0.005	<0.005	0.00078 (J)					
2/19/2021					<0.005	<0.005	<0.005	<0.005	
2/23/2021									<0.005
3/8/2021									
3/24/2021	<0.005	0.00065 (J)							
3/25/2021									
3/26/2021			<0.005				<0.005	<0.005	<0.005
3/29/2021				0.0011 (J)	0.0025 (J)	<0.005			
8/19/2021	<0.005	<0.005							<0.005
8/20/2021			<0.005	<0.005	<0.005				
8/23/2021						<0.005	0.0015 (J)	<0.005	
2/11/2022	<0.005								
2/14/2022							<0.005		
2/15/2022						<0.005		<0.005	
2/16/2022		<0.005	<0.005	<0.005	<0.005				<0.005
7/27/2022	<0.005	<0.005	<0.005	<0.005					<0.005
7/28/2022					<0.005				
8/1/2022							<0.005		
8/2/2022						<0.005		<0.005	
10/21/2022								<0.005 (R)	
1/26/2023	<0.005	<0.005							
1/27/2023			<0.005		<0.005				<0.005
1/30/2023				<0.005					
2/1/2023								<0.005	
2/2/2023							<0.005		
2/7/2023						<0.005			
8/17/2023	<0.005	<0.005							<0.005
8/18/2023			<0.005	<0.005					
8/21/2023									
8/22/2023						<0.005			
8/23/2023					<0.005		<0.005		
8/25/2023								<0.005	
1/30/2024								<0.005	
2/1/2024	<0.005								
2/2/2024		<0.005	<0.005						
2/5/2024				<0.005	<0.005				<0.005
2/6/2024									
2/8/2024						<0.005	<0.005		

Time Series

Constituent: Chromium (mg/L) Analysis Run 8/7/2024 11:20 AM

Plant Bowen Client: Southern Company Data: Bowen AP-1

	BGWC-30
6/7/2016	
6/8/2016	
6/9/2016	
8/11/2016	
8/12/2016	
8/15/2016	
8/18/2016	
10/7/2016	
10/10/2016	
12/6/2016	
12/7/2016	
12/8/2016	
1/23/2017	0.001 (J)
2/7/2017	<0.005
2/16/2017	
2/17/2017	
2/20/2017	
3/27/2017	<0.005
4/17/2017	<0.005
4/19/2017	
4/20/2017	
5/22/2017	0.0004 (J)
5/30/2017	
6/1/2017	
6/5/2017	0.0004 (J)
7/11/2017	0.0012 (J)
7/14/2017	
7/17/2017	
7/18/2017	
7/19/2017	
8/23/2017	0.0009 (J)
3/26/2018	<0.005
3/27/2018	
3/28/2018	
3/29/2018	
2/27/2019	
3/1/2019	<0.005
4/2/2019	0.00095 (J)
4/3/2019	
4/4/2019	
9/26/2019	
9/27/2019	0.00056 (J)
9/30/2019	
2/24/2020	
2/25/2020	
2/26/2020	0.00073 (J)
3/19/2020	
3/20/2020	
3/23/2020	0.00098 (J)
3/24/2020	
3/25/2020	
9/24/2020	

Time Series

Constituent: Chromium (mg/L) Analysis Run 8/7/2024 11:20 AM

Plant Bowen Client: Southern Company Data: Bowen AP-1

	BGWC-30
9/25/2020	0.00087 (J)
9/28/2020	
2/18/2021	
2/19/2021	
2/23/2021	
3/8/2021	0.0011 (J)
3/24/2021	
3/25/2021	0.00082 (J)
3/26/2021	
3/29/2021	
8/19/2021	<0.005
8/20/2021	
8/23/2021	
2/11/2022	
2/14/2022	0.0014 (J)
2/15/2022	
2/16/2022	
7/27/2022	
7/28/2022	
8/1/2022	<0.005
8/2/2022	
10/21/2022	
1/26/2023	
1/27/2023	
1/30/2023	
2/1/2023	<0.005
2/2/2023	
2/7/2023	
8/17/2023	
8/18/2023	
8/21/2023	<0.005
8/22/2023	
8/23/2023	
8/25/2023	
1/30/2024	
2/1/2024	
2/2/2024	
2/5/2024	
2/6/2024	<0.005
2/8/2024	

ND substitution: RL or RL/2 if <15% NDs.

Time Series

Constituent: Chromium (mg/L) Analysis Run 8/7/2024 11:20 AM

Plant Bowen Client: Southern Company Data: Bowen AP-1

	BGWC-31	BGWC-32	BGWC-34D	BGWC-35D	BGWC-36D	BGWC-37D	BGWC-38D	BGWC-39	BGWC-40
4/2/2019					0.001 (J)				
4/4/2019	<0.005		<0.005	0.0011 (J)					
4/5/2019		<0.005							
9/24/2019	0.00064 (J)		<0.005						
9/26/2019		0.00062 (J)		0.00067 (J)					
9/27/2019					0.0006 (J)				
2/25/2020				<0.005		<0.005			
2/26/2020	<0.005				<0.005				
2/27/2020		0.00072 (J)	<0.005				0.0031 (J)	<0.005	
2/28/2020									0.00043 (J)
3/23/2020	0.0011 (J)				<0.005				
3/24/2020		0.0012 (J)	<0.005			0.00068 (J)	0.00042 (J)	0.001 (J)	
3/25/2020				<0.005					0.00058 (J)
9/2/2020							<0.005		
9/25/2020		0.00057 (J)		0.00072 (J)		0.00068 (J)			
9/28/2020	0.00056 (J)		<0.005		<0.005				
9/29/2020								<0.005	0.00082 (J)
2/19/2021			<0.005						
2/22/2021	<0.005			<0.005		<0.005		<0.005	<0.005
2/23/2021		<0.005							
3/8/2021					0.00057 (J)				
3/9/2021							<0.005		
3/25/2021					0.00057 (J)				
3/26/2021				<0.005		<0.005			
3/29/2021	<0.005						<0.005		
3/30/2021		<0.005	<0.005						0.00081 (J)
3/31/2021								<0.005	
8/19/2021							<0.005		
8/20/2021	<0.005			<0.005		<0.005			
8/23/2021					<0.005				
8/24/2021			<0.005					<0.005	<0.005
8/25/2021		0.0043 (J)							
2/14/2022					<0.005		<0.005		
2/15/2022									
2/16/2022	<0.005	<0.005	<0.005					<0.005	0.0011 (J)
2/17/2022				<0.005		<0.005			
7/28/2022	<0.005		<0.005	<0.005		<0.005			<0.005
7/29/2022		<0.005			<0.005				
8/2/2022							<0.005	<0.005	
1/27/2023	<0.005								
1/30/2023			<0.005	<0.005		<0.005			
1/31/2023		<0.005							0.005 (J)
2/1/2023					<0.005				
2/2/2023								<0.005	
2/7/2023							<0.005		
8/18/2023	<0.005	<0.005	<0.005						<0.005
8/21/2023					<0.005		<0.005		
8/23/2023								<0.005	
8/24/2023				<0.005		<0.005			
1/30/2024					<0.005				
2/2/2024	<0.005								
2/5/2024			<0.005						

ND substitution: RL or RL/2 if <15% NDs.

Time Series

Constituent: Chromium (mg/L) Analysis Run 8/7/2024 11:20 AM

Plant Bowen Client: Southern Company Data: Bowen AP-1

	BGWC-31	BGWC-32	BGWC-34D	BGWC-35D	BGWC-36D	BGWC-37D	BGWC-38D	BGWC-39	BGWC-40
2/6/2024							<0.005		
2/7/2024				<0.005		<0.005			<0.005
2/8/2024		<0.005						<0.005	

ND substitution: RL or RL/2 if <15% NDs.

Time Series

Constituent: Chromium (mg/L) Analysis Run 8/7/2024 11:20 AM

Plant Bowen Client: Southern Company Data: Bowen AP-1

	BGWC-41D
4/2/2019	
4/4/2019	
4/5/2019	
9/24/2019	
9/26/2019	
9/27/2019	
2/25/2020	
2/26/2020	
2/27/2020	
2/28/2020	
3/23/2020	
3/24/2020	
3/25/2020	
9/2/2020	<0.005
9/25/2020	
9/28/2020	
9/29/2020	
2/19/2021	
2/22/2021	<0.005
2/23/2021	
3/8/2021	
3/9/2021	
3/25/2021	
3/26/2021	
3/29/2021	
3/30/2021	
3/31/2021	0.00068 (J)
8/19/2021	
8/20/2021	
8/23/2021	
8/24/2021	<0.005
8/25/2021	
2/14/2022	
2/15/2022	<0.005
2/16/2022	
2/17/2022	
7/28/2022	
7/29/2022	<0.005
8/2/2022	
1/27/2023	
1/30/2023	
1/31/2023	
2/1/2023	<0.005
2/2/2023	
2/7/2023	
8/18/2023	
8/21/2023	
8/23/2023	<0.005
8/24/2023	
1/30/2024	
2/2/2024	
2/5/2024	

ND substitution: RL or RL/2 if <15% NDs.

Time Series

Constituent: Chromium (mg/L) Analysis Run 8/7/2024 11:20 AM

Plant Bowen Client: Southern Company Data: Bowen AP-1

	BGWC-41D
2/6/2024	
2/7/2024	<0.005
2/8/2024	

ND substitution: RL or RL/2 if <15% NDs.

Time Series

Constituent: Chromium (mg/L) Analysis Run 8/7/2024 11:20 AM

Plant Bowen Client: Southern Company Data: Bowen AP-1

	BGWC-42D	BGWC-43D	BGWC-44D	BGWC-49D	BGWC-50D	BGWC-51	BGWC-52	BGWC-7	BGWC-8
6/6/2016									
6/7/2016									<0.005
6/8/2016								<0.005	
8/10/2016									0.0052 (J)
8/11/2016								<0.005	
10/4/2016									0.0015 (J)
10/5/2016									
10/6/2016								<0.005	
12/2/2016									0.0013 (J)
12/5/2016									
12/6/2016								<0.005	
2/14/2017									<0.005
2/15/2017								<0.005	
4/14/2017									0.0011 (J)
4/17/2017									
4/18/2017								<0.005	
5/26/2017									0.0008 (J)
6/2/2017								<0.005	
7/10/2017									0.0009 (J)
7/11/2017									
7/14/2017								<0.005	
3/26/2018									<0.005
3/27/2018								<0.005	
2/25/2019									<0.005
2/28/2019								<0.005	
4/1/2019									0.00091 (J)
4/2/2019								<0.005	
9/24/2019								0.00055 (J)	0.063
2/19/2020									0.0011 (J)
2/20/2020									
2/21/2020								<0.005	
3/18/2020									0.0014 (J)
3/19/2020								0.00061 (J)	
9/3/2020	<0.005	<0.005	<0.005						
9/23/2020									0.0013 (J)
9/24/2020									
9/25/2020								<0.005	
1/28/2021						<0.005	<0.005		
2/16/2021									0.001 (J)
2/17/2021									
2/18/2021			0.00093 (J)					<0.005	
2/22/2021	0.0011 (J)								
2/23/2021						0.0006 (J)	<0.005		
3/8/2021		<0.005							
3/24/2021									0.0013 (J)
3/29/2021		<0.005							
3/30/2021						<0.005	0.00061 (J)	0.00095 (J)	
3/31/2021			0.00094 (J)						
4/1/2021	0.00062 (J)								
4/19/2021				0.00071 (J)	<0.005				
8/18/2021			<0.005		<0.005				0.0012 (J)
8/19/2021								<0.005	

ND substitution: RL or RL/2 if <15% NDs.

Time Series

Constituent: Chromium (mg/L) Analysis Run 8/7/2024 11:20 AM

Plant Bowen Client: Southern Company Data: Bowen AP-1

	BGWC-42D	BGWC-43D	BGWC-44D	BGWC-49D	BGWC-50D	BGWC-51	BGWC-52	BGWC-7	BGWC-8
8/20/2021	<0.005								
8/23/2021		<0.005				<0.005	<0.005		
8/24/2021				<0.005					
2/9/2022			<0.005		<0.005				
2/10/2022									0.0014 (J)
2/11/2022								<0.005	
2/14/2022						<0.005	0.0013 (J)		
2/15/2022		0.0024 (J)							
2/17/2022	<0.005			<0.005					
7/26/2022			<0.005		<0.005				<0.005
7/28/2022	<0.005						<0.005	<0.005	
8/1/2022		<0.005		<0.005		<0.005			
1/25/2023			0.0025 (J)		<0.005				
1/26/2023								<0.005	0.0014 (J)
1/30/2023	<0.005								
1/31/2023						<0.005	0.0016 (J)		
2/1/2023				<0.005					
2/7/2023		<0.005							
8/15/2023			<0.005		<0.005				
8/16/2023									<0.005
8/17/2023								<0.005	
8/21/2023						<0.005			
8/22/2023				<0.005			<0.005		
8/23/2023		<0.005							
8/24/2023	<0.005								
1/30/2024		<0.005							
1/31/2024			<0.005		<0.005				
2/1/2024									<0.005
2/2/2024								<0.005	
2/5/2024						<0.005	<0.005		
2/6/2024				<0.005					
2/7/2024	<0.005								

ND substitution: RL or RL/2 if <15% NDs.

Time Series

Constituent: Chromium (mg/L) Analysis Run 8/7/2024 11:20 AM

Plant Bowen Client: Southern Company Data: Bowen AP-1

	BGWC-9
6/6/2016	<0.005
6/7/2016	
6/8/2016	
8/10/2016	
8/11/2016	<0.005
10/4/2016	
10/5/2016	0.002 (J)
10/6/2016	
12/2/2016	
12/5/2016	<0.005
12/6/2016	
2/14/2017	
2/15/2017	<0.005
4/14/2017	
4/17/2017	<0.005
4/18/2017	
5/26/2017	<0.005
6/2/2017	
7/10/2017	
7/11/2017	<0.005
7/14/2017	
3/26/2018	
3/27/2018	<0.005
2/25/2019	
2/28/2019	
4/1/2019	<0.005
4/2/2019	
9/24/2019	<0.005
2/19/2020	
2/20/2020	<0.005
2/21/2020	
3/18/2020	
3/19/2020	<0.005
9/3/2020	
9/23/2020	
9/24/2020	<0.005
9/25/2020	
1/28/2021	
2/16/2021	
2/17/2021	<0.005
2/18/2021	
2/22/2021	
2/23/2021	
3/8/2021	
3/24/2021	<0.005
3/29/2021	
3/30/2021	
3/31/2021	
4/1/2021	
4/19/2021	
8/18/2021	<0.005
8/19/2021	

Time Series

Constituent: Chromium (mg/L) Analysis Run 8/7/2024 11:20 AM

Plant Bowen Client: Southern Company Data: Bowen AP-1

	BGWC-9
8/20/2021	
8/23/2021	
8/24/2021	
2/9/2022	
2/10/2022	<0.005
2/11/2022	
2/14/2022	
2/15/2022	
2/17/2022	
7/26/2022	<0.005
7/28/2022	
8/1/2022	
1/25/2023	
1/26/2023	0.0021 (J)
1/30/2023	
1/31/2023	
2/1/2023	
2/7/2023	
8/15/2023	
8/16/2023	
8/17/2023	<0.005
8/21/2023	
8/22/2023	
8/23/2023	
8/24/2023	
1/30/2024	
1/31/2024	
2/1/2024	<0.005
2/2/2024	
2/5/2024	
2/6/2024	
2/7/2024	

ND substitution: RL or RL/2 if <15% NDs.

Time Series

Constituent: Cobalt (mg/L) Analysis Run 8/7/2024 11:20 AM

Plant Bowen Client: Southern Company Data: Bowen AP-1

	BGWA-2 (bg)	BGWA-29 (bg)	BGWA-33 (bg)	BGWA-47D (bg)	BGWA-48D (bg)	BGWA-6	BGWC-10	BGWC-12	BGWC-14A
6/6/2016	<0.005					<0.005			
6/7/2016							<0.005	<0.005	
8/9/2016	0.0005 (J)								
8/10/2016						0.0006 (J)			
8/11/2016									
8/12/2016								<0.005	
8/16/2016							<0.005		
8/22/2016		<0.005							
10/3/2016	<0.005								
10/4/2016		<0.005				<0.005			
10/6/2016								<0.005	
10/7/2016							<0.005		
11/29/2016	<0.005								
12/1/2016		<0.005				<0.005			
12/5/2016								0.0006 (J)	
12/6/2016							<0.005		
1/10/2017		<0.005							
2/13/2017	<0.005								
2/14/2017		<0.005				<0.005			
2/15/2017								<0.005	
2/16/2017							<0.005		
4/13/2017	<0.005					<0.005			
4/14/2017		<0.005							
4/18/2017							<0.005	<0.005	
5/25/2017	<0.005	<0.005				<0.005			
5/30/2017									
6/2/2017							<0.005	<0.005	
7/7/2017	<0.005					<0.005			
7/10/2017		<0.005							
7/12/2017							<0.005		
7/13/2017								0.0003 (J)	
7/14/2017									
3/26/2018	<0.005	<0.005							
3/27/2018							<0.005		
3/28/2018								<0.005	
6/12/2018	<0.005	<0.005							
6/14/2018							<0.005	<0.005	
10/16/2018	<0.005	<0.005				0.00094 (J)			
10/17/2018								<0.005	
10/18/2018							<0.005		
2/25/2019	<0.005								
2/27/2019		<0.005							
2/28/2019							<0.005	<0.005	
4/1/2019	0.00014 (J)	<0.005						0.00034 (J)	
4/2/2019						0.00016 (J)	0.00027 (J)		
4/3/2019			0.00011 (J)						
5/2/2019	<0.005								
9/23/2019	0.00047 (J)	<0.005				0.00042 (J)			
9/25/2019							0.00056 (J)	0.0004 (J)	
9/26/2019									
9/27/2019			<0.005						
2/18/2020	<0.005					0.00032 (J)			

ND substitution: RL or RL/2 if <15% NDs.

Time Series

Constituent: Cobalt (mg/L) Analysis Run 8/7/2024 11:20 AM

Plant Bowen Client: Southern Company Data: Bowen AP-1

	BGWA-2 (bg)	BGWA-29 (bg)	BGWA-33 (bg)	BGWA-47D (bg)	BGWA-48D (bg)	BGWA-6	BGWC-10	BGWC-12	BGWC-14A
2/19/2020		<0.005							
2/20/2020							<0.005		
2/21/2020			<0.005						
2/24/2020								0.00034 (J)	
3/18/2020	<0.005	<0.005							
3/19/2020						<0.005		0.00035 (J)	
3/20/2020			<0.005						
3/23/2020							0.00031 (J)		
5/22/2020				<0.005					0.00041 (J)
5/25/2020					<0.005				
6/23/2020				0.00031 (J)	<0.005				<0.005
7/28/2020				<0.005	0.00064 (J)				<0.005
9/2/2020				<0.005					0.001 (J)
9/3/2020					<0.005				
9/23/2020	<0.005	<0.005				<0.005			
9/24/2020							<0.005		
9/25/2020			<0.005					0.00049 (J)	
10/1/2020				<0.005	0.00039 (J)				0.0018 (J)
11/10/2020				<0.005	<0.005				0.0016 (J)
12/15/2020				<0.005	<0.005				0.0018
1/20/2021				<0.005	<0.005				0.0019 (J)
2/16/2021	<0.005	<0.005							
2/17/2021				<0.005	<0.005				
2/18/2021						<0.005	<0.005		0.0013 (J)
2/19/2021			<0.005					0.00066 (J)	
3/23/2021		<0.005							
3/24/2021								0.00048 (J)	<0.005
3/25/2021				<0.005	<0.005				
3/26/2021	<0.005								
3/30/2021							0.00052 (J)		
3/31/2021						0.00094 (J)			
4/1/2021			<0.005						
8/16/2021	<0.005	<0.005		<0.005	<0.005	0.00052 (J)			
8/18/2021							0.00042 (J)	0.00085 (J)	0.0034 (J)
8/25/2021			<0.005						
2/9/2022	<0.005			<0.005	<0.005	0.0005 (J)			<0.005
2/10/2022		<0.005							
2/11/2022							0.00047 (J)	0.00057 (J)	
2/16/2022			<0.005						
7/26/2022	<0.005	<0.005		<0.005	<0.005	<0.005			0.003 (J)
7/27/2022								<0.005	
7/28/2022							0.00058 (J)		
8/3/2022			<0.005						
1/24/2023	<0.005	<0.005		<0.005	<0.005				
1/25/2023						0.00074 (J)			
1/26/2023								0.00045 (J)	0.0033 (J)
1/27/2023							0.00051 (J)		
2/2/2023			0.00051 (J)						
8/15/2023				<0.005		<0.005			
8/16/2023		<0.005			<0.005			<0.005	0.0017 (J)
8/17/2023							0.00043 (J)		
8/21/2023	<0.005								

ND substitution: RL or RL/2 if <15% NDs.

Time Series

Constituent: Cobalt (mg/L) Analysis Run 8/7/2024 11:20 AM

Plant Bowen Client: Southern Company Data: Bowen AP-1

	BGWA-2 (bg)	BGWA-29 (bg)	BGWA-33 (bg)	BGWA-47D (bg)	BGWA-48D (bg)	BGWA-6	BGWC-10	BGWC-12	BGWC-14A
8/23/2023			0.00059 (J)						
1/31/2024				<0.005	<0.005	0.00054 (J)			
2/1/2024							0.0004 (J)	0.00036 (J)	0.0014 (J)
2/5/2024		<0.005							
2/7/2024			0.00095 (J)						
2/8/2024	<0.005								

ND substitution: RL or RL/2 if <15% NDs.

Time Series

Constituent: Cobalt (mg/L) Analysis Run 8/7/2024 11:20 AM

Plant Bowen Client: Southern Company Data: Bowen AP-1

	BGWC-16
6/6/2016	
6/7/2016	0.0037
8/9/2016	
8/10/2016	
8/11/2016	0.0039 (J)
8/12/2016	
8/16/2016	
8/22/2016	
10/3/2016	
10/4/2016	
10/6/2016	
10/7/2016	0.0043 (J)
11/29/2016	
12/1/2016	
12/5/2016	
12/6/2016	0.005 (J)
1/10/2017	
2/13/2017	
2/14/2017	
2/15/2017	
2/16/2017	0.0054 (J)
4/13/2017	
4/14/2017	
4/18/2017	0.0054 (J)
5/25/2017	
5/30/2017	0.0045 (J)
6/2/2017	
7/7/2017	
7/10/2017	
7/12/2017	
7/13/2017	
7/14/2017	0.0049 (J)
3/26/2018	
3/27/2018	<0.01
3/28/2018	
6/12/2018	0.0048 (J)
6/14/2018	
10/16/2018	
10/17/2018	
10/18/2018	0.0047 (J)
2/25/2019	0.0071 (J)
2/27/2019	
2/28/2019	
4/1/2019	
4/2/2019	0.0056 (J)
4/3/2019	
5/2/2019	
9/23/2019	
9/25/2019	
9/26/2019	0.0093
9/27/2019	
2/18/2020	

Time Series

Constituent: Cobalt (mg/L) Analysis Run 8/7/2024 11:20 AM

Plant Bowen Client: Southern Company Data: Bowen AP-1

	BGWC-16
2/19/2020	
2/20/2020	0.0092
2/21/2020	
2/24/2020	
3/18/2020	
3/19/2020	0.0089
3/20/2020	
3/23/2020	
5/22/2020	
5/25/2020	
6/23/2020	
7/28/2020	
9/2/2020	
9/3/2020	
9/23/2020	
9/24/2020	0.0095
9/25/2020	
10/1/2020	
11/10/2020	
12/15/2020	
1/20/2021	
2/16/2021	
2/17/2021	
2/18/2021	0.0088
2/19/2021	
3/23/2021	
3/24/2021	0.0078
3/25/2021	
3/26/2021	
3/30/2021	
3/31/2021	
4/1/2021	
8/16/2021	
8/18/2021	0.0098
8/25/2021	
2/9/2022	
2/10/2022	
2/11/2022	0.0097
2/16/2022	
7/26/2022	
7/27/2022	0.012
7/28/2022	
8/3/2022	
1/24/2023	
1/25/2023	
1/26/2023	0.0098
1/27/2023	
2/2/2023	
8/15/2023	
8/16/2023	
8/17/2023	0.011
8/21/2023	

Time Series

Constituent: Cobalt (mg/L) Analysis Run 8/7/2024 11:20 AM

Plant Bowen Client: Southern Company Data: Bowen AP-1

	BGWC-16
8/23/2023	
1/31/2024	
2/1/2024	0.011
2/5/2024	
2/7/2024	
2/8/2024	

Time Series

Constituent: Cobalt (mg/L) Analysis Run 8/7/2024 11:20 AM

Plant Bowen Client: Southern Company Data: Bowen AP-1

	BGWC-17	BGWC-18	BGWC-19	BGWC-20	BGWC-21	BGWC-22	BGWC-23	BGWC-24	BGWC-25
6/7/2016	<0.005								
6/8/2016		0.00071 (J)	<0.005	<0.005	0.00041 (J)	0.0079			<0.005
6/9/2016							<0.005	0.0026	
8/11/2016	<0.005								
8/12/2016		0.0006 (J)	<0.005	<0.005					
8/15/2016									<0.005
8/18/2016					<0.005	0.0109	<0.005	0.0021 (J)	
10/7/2016	<0.005	0.0005 (J)	<0.005						
10/10/2016				<0.005	<0.005	0.011	<0.005	0.0018 (J)	<0.005
12/6/2016	<0.005	0.0009 (J)							
12/7/2016			<0.005	0.0008 (J)			0.0015 (J)	0.0018 (J)	
12/8/2016					0.0006 (J)	0.013			0.0006 (J)
1/23/2017									
2/7/2017									
2/16/2017	<0.005	<0.005	<0.005						
2/17/2017				<0.005	<0.005	0.0122			
2/20/2017							<0.005	0.0027 (J)	<0.005
3/27/2017									
4/17/2017									
4/19/2017	<0.005	<0.005	<0.005	<0.005	<0.005		<0.005	0.0032 (J)	
4/20/2017						0.0116			<0.005
5/22/2017									
5/30/2017	<0.005								
6/1/2017		<0.005	<0.005	<0.005	<0.005				<0.005
6/5/2017						0.0112	<0.005	0.0034 (J)	
7/11/2017									
7/14/2017	<0.005	<0.005	<0.005						
7/17/2017							<0.005	0.0033 (J)	<0.005
7/18/2017				<0.005	0.0004 (J)				
7/19/2017						0.0131			
8/23/2017									
3/26/2018									
3/27/2018	<0.005	<0.005	<0.005						
3/28/2018				<0.005	<0.005				<0.005
3/29/2018						0.016	<0.005	<0.005	
6/13/2018				<0.005			<0.005	0.0039 (J)	
6/14/2018	<0.005	<0.005			<0.005	0.017			<0.005
6/15/2018			<0.005						
10/17/2018	<0.005								
10/18/2018		<0.005							
10/19/2018			<0.005		<0.005				
10/22/2018				<0.005		0.021	<0.005	0.0043 (J)	<0.005
2/27/2019	<0.005	<0.005		<0.005					
3/1/2019			<0.005			0.017	<0.005	0.0055 (J)	<0.005
4/2/2019	0.00015 (J)	0.00012 (J)							
4/3/2019			7.2E-05 (J)	0.00024 (J)	0.00064 (J)	0.019	0.00058 (J)	0.0048 (J)	
4/4/2019									0.00022 (J)
5/2/2019						0.023 (J)			
9/26/2019	<0.005	<0.005	<0.005	<0.005					
9/27/2019						0.027	0.00034 (J)		
9/30/2019					0.0004 (J)			0.0048 (J)	<0.005
2/24/2020	<0.005	<0.005	<0.005	<0.005					

ND substitution: RL or RL/2 if <15% NDs.

Time Series

Constituent: Cobalt (mg/L) Analysis Run 8/7/2024 11:20 AM

Plant Bowen Client: Southern Company Data: Bowen AP-1

	BGWC-17	BGWC-18	BGWC-19	BGWC-20	BGWC-21	BGWC-22	BGWC-23	BGWC-24	BGWC-25
2/25/2020						0.017	0.00046 (J)		
2/26/2020					0.00037 (J)			0.0045 (J)	<0.005
3/19/2020	<0.005								
3/20/2020		<0.005	<0.005		<0.005	0.02			
3/23/2020				0.00036 (J)			0.0004 (J)		
3/24/2020									<0.005
3/25/2020								0.0037 (J)	
9/24/2020	<0.005	<0.005			0.00098 (J)	0.041	<0.005		
9/25/2020								0.0038 (J)	
9/28/2020			<0.005	<0.005					<0.005
2/18/2021	<0.005	<0.005	<0.005	<0.005					
2/19/2021					0.0013 (J)	0.032	0.00044 (J)	0.0042 (J)	
2/23/2021									<0.005
3/8/2021									
3/24/2021	<0.005	<0.005							
3/25/2021									
3/26/2021			<0.005				<0.005	<0.005	<0.005
3/29/2021				<0.005	0.00069 (J)	0.029 (J)			
7/19/2021						0.039	<0.005	0.0034 (J)	
7/20/2021									
8/19/2021	<0.005	<0.005							<0.005
8/20/2021			<0.005	<0.005	0.00058 (J)				
8/23/2021						0.029	0.00047 (J)	0.0062	
11/1/2021						0.04	<0.005	0.0038 (J)	
2/11/2022	<0.005								
2/14/2022							<0.005		
2/15/2022						0.03		0.0037 (J)	
2/16/2022		<0.005	<0.005	<0.005	0.0021 (J)				<0.005
7/27/2022	<0.005	<0.005	<0.005	<0.005					<0.005
7/28/2022					0.0027 (J)				
8/1/2022							<0.005		
8/2/2022						0.034		<0.005	
10/21/2022								0.0026 (J)	
1/26/2023	<0.005	<0.005							
1/27/2023			<0.005		0.0021 (J)				<0.005
1/30/2023				<0.005					
2/1/2023								0.0024 (J)	
2/2/2023							<0.005		
2/7/2023						0.017			
8/17/2023	<0.005	<0.005							<0.005
8/18/2023			<0.005	<0.005					
8/21/2023									
8/22/2023						0.03			
8/23/2023					0.004 (J)		<0.005		
8/25/2023								0.0023 (J)	
1/30/2024								0.002 (J)	
2/1/2024	<0.005								
2/2/2024		<0.005	<0.005						
2/5/2024				0.00034 (J)	0.003 (J)				<0.005
2/6/2024									
2/8/2024						0.014	<0.005		
4/3/2024						0.012			

ND substitution: RL or RL/2 if <15% NDs.

Time Series

Constituent: Cobalt (mg/L) Analysis Run 8/7/2024 11:20 AM

Plant Bowen Client: Southern Company Data: Bowen AP-1

	BGWC-17	BGWC-18	BGWC-19	BGWC-20	BGWC-21	BGWC-22	BGWC-23	BGWC-24	BGWC-25
5/22/2024						0.017			

Time Series

Constituent: Cobalt (mg/L) Analysis Run 8/7/2024 11:20 AM

Plant Bowen Client: Southern Company Data: Bowen AP-1

	BGWC-30
6/7/2016	
6/8/2016	
6/9/2016	
8/11/2016	
8/12/2016	
8/15/2016	
8/18/2016	
10/7/2016	
10/10/2016	
12/6/2016	
12/7/2016	
12/8/2016	
1/23/2017	0.0012 (J)
2/7/2017	0.0008 (J)
2/16/2017	
2/17/2017	
2/20/2017	
3/27/2017	0.001 (J)
4/17/2017	0.0009 (J)
4/19/2017	
4/20/2017	
5/22/2017	0.0008 (J)
5/30/2017	
6/1/2017	
6/5/2017	0.0008 (J)
7/11/2017	0.0008 (J)
7/14/2017	
7/17/2017	
7/18/2017	
7/19/2017	
8/23/2017	0.0006 (J)
3/26/2018	<0.005
3/27/2018	
3/28/2018	
3/29/2018	
6/13/2018	
6/14/2018	
6/15/2018	<0.005
10/17/2018	
10/18/2018	
10/19/2018	
10/22/2018	<0.005
2/27/2019	
3/1/2019	<0.005
4/2/2019	0.00022 (J)
4/3/2019	
4/4/2019	
5/2/2019	
9/26/2019	
9/27/2019	<0.005
9/30/2019	
2/24/2020	

Time Series

Constituent: Cobalt (mg/L) Analysis Run 8/7/2024 11:20 AM

Plant Bowen Client: Southern Company Data: Bowen AP-1

	BGWC-30
2/25/2020	
2/26/2020	<0.005
3/19/2020	
3/20/2020	
3/23/2020	<0.005
3/24/2020	
3/25/2020	
9/24/2020	
9/25/2020	<0.005
9/28/2020	
2/18/2021	
2/19/2021	
2/23/2021	
3/8/2021	<0.005
3/24/2021	
3/25/2021	<0.005
3/26/2021	
3/29/2021	
7/19/2021	
7/20/2021	<0.005
8/19/2021	0.002 (J)
8/20/2021	
8/23/2021	
11/1/2021	<0.005
2/11/2022	
2/14/2022	<0.005
2/15/2022	
2/16/2022	
7/27/2022	
7/28/2022	
8/1/2022	<0.005
8/2/2022	
10/21/2022	
1/26/2023	
1/27/2023	
1/30/2023	
2/1/2023	<0.005
2/2/2023	
2/7/2023	
8/17/2023	
8/18/2023	
8/21/2023	<0.005
8/22/2023	
8/23/2023	
8/25/2023	
1/30/2024	
2/1/2024	
2/2/2024	
2/5/2024	
2/6/2024	<0.005
2/8/2024	
4/3/2024	

Time Series

Constituent: Cobalt (mg/L) Analysis Run 8/7/2024 11:20 AM

Plant Bowen Client: Southern Company Data: Bowen AP-1

BGWC-30

5/22/2024

Time Series

Constituent: Cobalt (mg/L) Analysis Run 8/7/2024 11:20 AM

Plant Bowen Client: Southern Company Data: Bowen AP-1

	BGWC-31	BGWC-32	BGWC-34D	BGWC-35D	BGWC-36D	BGWC-37D	BGWC-38D	BGWC-39	BGWC-40
10/17/2018					0.00057 (J)				
10/18/2018	0.00079 (J)								
10/19/2018			0.0012 (J)						
10/22/2018		0.0037 (J)		<0.01					
4/2/2019					0.0011 (J)				
4/4/2019	0.00051 (J)		0.00042 (J)	0.0011 (J)					
4/5/2019		0.011							
5/3/2019		0.0078 (J)							
9/24/2019	0.00041 (J)		<0.005						
9/26/2019		0.01		0.0019 (J)					
9/27/2019					0.0009 (J)				
11/15/2019		0.0077							
12/13/2019								0.0033 (J)	
2/25/2020				0.0011 (J)		0.0015 (J)			
2/26/2020	0.00031 (J)				0.00058 (J)				
2/27/2020		0.00095 (J)	<0.005				0.014	0.00047 (J)	
2/28/2020									0.00049 (J)
3/23/2020	0.00036 (J)				0.00049 (J)				
3/24/2020		0.0037 (J)	0.00039 (J)			0.0019 (J)	0.0065	<0.005	
3/25/2020				0.00046 (J)					0.00056 (J)
9/2/2020							0.0043 (J)		
9/25/2020		0.0081		0.00082 (J)		0.0011 (J)			
9/28/2020	0.00046 (J)		0.00048 (J)		0.00038 (J)				
9/29/2020								0.00061 (J)	0.00044 (J)
2/19/2021			0.00057 (J)						
2/22/2021	<0.005			0.0011 (J)		0.0007 (J)		<0.005	0.0006 (J)
2/23/2021		0.0062							
3/8/2021					<0.005				
3/9/2021							0.0014 (J)		
3/25/2021					<0.005				
3/26/2021				0.0015 (J)		0.0011 (J)			
3/29/2021	<0.005						0.0015 (J)		
3/30/2021		0.0014 (J)	0.00065 (J)						0.00052 (J)
3/31/2021								<0.005	
8/19/2021							0.004 (J)		
8/20/2021	<0.005			0.0018 (J)		0.00088 (J)			
8/23/2021					<0.005				
8/24/2021			0.00085 (J)					<0.005	0.00061 (J)
8/25/2021		0.0018 (J)							
11/1/2021							0.0033 (J)		
2/14/2022					<0.005		0.0019 (J)		
2/15/2022									
2/16/2022	<0.005	<0.005	0.001 (J)					<0.005	0.00052 (J)
2/17/2022				0.0024 (J)		0.00056 (J)			
7/28/2022	<0.005		0.0012 (J)	0.0038 (J)		<0.005			0.00042 (J)
7/29/2022		0.0022 (J)			<0.005				
8/2/2022							0.0019 (J)	<0.005	
1/27/2023	<0.005								
1/30/2023			0.0014 (J)	0.0029 (J)		<0.005			
1/31/2023		0.0029 (J)							0.00046 (J)
2/1/2023					<0.005				
2/2/2023								<0.005	

ND substitution: RL or RL/2 if <15% NDs.

Time Series

Constituent: Cobalt (mg/L) Analysis Run 8/7/2024 11:20 AM

Plant Bowen Client: Southern Company Data: Bowen AP-1

	BGWC-31	BGWC-32	BGWC-34D	BGWC-35D	BGWC-36D	BGWC-37D	BGWC-38D	BGWC-39	BGWC-40
2/7/2023							0.0014 (J)		
8/18/2023	<0.005	0.001 (J)	0.0014 (J)						<0.005
8/21/2023					<0.005		0.0017 (J)		
8/23/2023								<0.005	
8/24/2023				0.0017 (J)		<0.005			
1/30/2024					<0.005				
2/2/2024	<0.005								
2/5/2024			0.0013 (J)						
2/6/2024							0.0016 (J)		
2/7/2024				0.0044 (J)		<0.005			0.00034 (J)
2/8/2024		0.0054						<0.005	

ND substitution: RL or RL/2 if <15% NDs.

Time Series

Constituent: Cobalt (mg/L) Analysis Run 8/7/2024 11:20 AM

Plant Bowen Client: Southern Company Data: Bowen AP-1

	BGWC-41D
10/17/2018	
10/18/2018	
10/19/2018	
10/22/2018	
4/2/2019	
4/4/2019	
4/5/2019	
5/3/2019	
9/24/2019	
9/26/2019	
9/27/2019	
11/15/2019	
12/13/2019	
2/25/2020	
2/26/2020	
2/27/2020	
2/28/2020	
3/23/2020	
3/24/2020	
3/25/2020	
9/2/2020	0.00075 (J)
9/25/2020	
9/28/2020	
9/29/2020	
2/19/2021	
2/22/2021	0.00053 (J)
2/23/2021	
3/8/2021	
3/9/2021	
3/25/2021	
3/26/2021	
3/29/2021	
3/30/2021	
3/31/2021	<0.005
8/19/2021	
8/20/2021	
8/23/2021	
8/24/2021	0.00044 (J)
8/25/2021	
11/1/2021	
2/14/2022	
2/15/2022	<0.005
2/16/2022	
2/17/2022	
7/28/2022	
7/29/2022	0.0004 (J)
8/2/2022	
1/27/2023	
1/30/2023	
1/31/2023	
2/1/2023	0.00067 (J)
2/2/2023	

ND substitution: RL or RL/2 if <15% NDs.

Time Series

Constituent: Cobalt (mg/L) Analysis Run 8/7/2024 11:20 AM

Plant Bowen Client: Southern Company Data: Bowen AP-1

	BGWC-41D
2/7/2023	
8/18/2023	
8/21/2023	
8/23/2023	0.00049 (J)
8/24/2023	
1/30/2024	
2/2/2024	
2/5/2024	
2/6/2024	
2/7/2024	0.00044 (J)
2/8/2024	

Time Series

Constituent: Cobalt (mg/L) Analysis Run 8/7/2024 11:20 AM

Plant Bowen Client: Southern Company Data: Bowen AP-1

	BGWC-42D	BGWC-43D	BGWC-44D	BGWC-49D	BGWC-50D	BGWC-51	BGWC-52	BGWC-7	BGWC-8
6/6/2016									
6/7/2016									0.00013 (J)
6/8/2016								0.00081 (J)	
8/10/2016									0.0003 (J)
8/11/2016								0.0007 (J)	
10/4/2016									<0.005
10/5/2016									
10/6/2016								<0.01	
12/2/2016									<0.005
12/5/2016									
12/6/2016								0.0009 (J)	
2/14/2017									<0.005
2/15/2017								<0.01	
4/14/2017									<0.005
4/17/2017									
4/18/2017								0.0005 (J)	
5/26/2017									<0.005
6/2/2017								0.0006 (J)	
7/10/2017									<0.005
7/11/2017									
7/14/2017								0.0006 (J)	
3/26/2018									<0.005
3/27/2018								<0.01	
6/12/2018									<0.005
6/13/2018								0.00068 (J)	
10/16/2018									<0.005
10/17/2018									
10/18/2018								<0.01	
2/25/2019									<0.005
2/28/2019								0.00067 (J)	
4/1/2019									5.6E-05 (J)
4/2/2019								0.00094 (J)	
9/24/2019								0.00078 (J)	0.0012 (J)
2/19/2020									<0.005
2/20/2020									
2/21/2020								0.00081 (J)	
3/18/2020									<0.005
3/19/2020								0.00091 (J)	
9/3/2020	<0.005	0.002 (J)	<0.005						
9/23/2020									<0.005
9/24/2020									
9/25/2020								0.00077 (J)	
1/28/2021						<0.005	0.0048 (J)		
2/16/2021									<0.005
2/17/2021									
2/18/2021			<0.005					0.00074 (J)	
2/22/2021	<0.005								
2/23/2021						<0.005	0.0033 (J)		
3/8/2021		0.0043 (J)							
3/24/2021									<0.005
3/29/2021		0.0057							
3/30/2021						<0.005	0.0031 (J)	0.00085 (J)	

ND substitution: RL or RL/2 if <15% NDs.

Time Series

Constituent: Cobalt (mg/L) Analysis Run 8/7/2024 11:20 AM

Plant Bowen Client: Southern Company Data: Bowen AP-1

	BGWC-42D	BGWC-43D	BGWC-44D	BGWC-49D	BGWC-50D	BGWC-51	BGWC-52	BGWC-7	BGWC-8
3/31/2021			<0.005						
4/1/2021	<0.005								
4/19/2021				0.00079 (J)	0.0013 (J)				
7/20/2021		0.0057							
8/18/2021			<0.005		0.0016 (J)				<0.005
8/19/2021								0.0008 (J)	
8/20/2021	<0.005								
8/23/2021		0.0051				<0.005	0.0036 (J)		
8/24/2021				0.001 (J)					
2/9/2022			<0.005		0.00079 (J)				
2/10/2022									<0.005
2/11/2022								0.00068 (J)	
2/14/2022						<0.005	0.00044 (J)		
2/15/2022		0.0038 (J)							
2/17/2022	<0.005			0.00088 (J)					
7/26/2022			<0.005		0.00072 (J)				<0.005
7/28/2022	<0.005						0.00082 (J)	0.00074 (J)	
8/1/2022		0.0024 (J)		0.00065 (J)		<0.005			
1/25/2023			<0.005		0.00066 (J)				
1/26/2023								0.00068 (J)	<0.005
1/30/2023	<0.005								
1/31/2023						<0.005	0.0045 (J)		
2/1/2023				0.00089 (J)					
2/7/2023		0.0016 (J)							
8/15/2023			<0.005		0.0004 (J)				
8/16/2023									<0.005
8/17/2023								0.00066 (J)	
8/21/2023						<0.005			
8/22/2023				0.00093 (J)			0.0035 (J)		
8/23/2023		0.0031 (J)							
8/24/2023	<0.005								
1/30/2024		0.0024 (J)							
1/31/2024			<0.005		0.00036 (J)				
2/1/2024									<0.005
2/2/2024								0.00045 (J)	
2/5/2024						<0.005	0.00035 (J)		
2/6/2024				0.0011 (J)					
2/7/2024	<0.005								

ND substitution: RL or RL/2 if <15% NDs.

Time Series

Constituent: Cobalt (mg/L) Analysis Run 8/7/2024 11:20 AM

Plant Bowen Client: Southern Company Data: Bowen AP-1

	BGWC-9
6/6/2016	<0.005
6/7/2016	
6/8/2016	
8/10/2016	
8/11/2016	0.0003 (J)
10/4/2016	
10/5/2016	<0.005
10/6/2016	
12/2/2016	
12/5/2016	0.0006 (J)
12/6/2016	
2/14/2017	
2/15/2017	<0.005
4/14/2017	
4/17/2017	<0.005
4/18/2017	
5/26/2017	<0.005
6/2/2017	
7/10/2017	
7/11/2017	<0.005
7/14/2017	
3/26/2018	
3/27/2018	<0.005
6/12/2018	<0.005
6/13/2018	
10/16/2018	
10/17/2018	<0.005
10/18/2018	
2/25/2019	
2/28/2019	
4/1/2019	0.00024 (J)
4/2/2019	
9/24/2019	<0.005
2/19/2020	
2/20/2020	<0.005
2/21/2020	
3/18/2020	
3/19/2020	<0.005
9/3/2020	
9/23/2020	
9/24/2020	<0.005
9/25/2020	
1/28/2021	
2/16/2021	
2/17/2021	<0.005
2/18/2021	
2/22/2021	
2/23/2021	
3/8/2021	
3/24/2021	<0.005
3/29/2021	
3/30/2021	

ND substitution: RL or RL/2 if <15% NDs.

Time Series

Constituent: Cobalt (mg/L) Analysis Run 8/7/2024 11:20 AM

Plant Bowen Client: Southern Company Data: Bowen AP-1

	BGWC-9
3/31/2021	
4/1/2021	
4/19/2021	
7/20/2021	
8/18/2021	<0.005
8/19/2021	
8/20/2021	
8/23/2021	
8/24/2021	
2/9/2022	
2/10/2022	<0.005
2/11/2022	
2/14/2022	
2/15/2022	
2/17/2022	
7/26/2022	<0.005
7/28/2022	
8/1/2022	
1/25/2023	
1/26/2023	<0.005
1/30/2023	
1/31/2023	
2/1/2023	
2/7/2023	
8/15/2023	
8/16/2023	
8/17/2023	<0.005
8/21/2023	
8/22/2023	
8/23/2023	
8/24/2023	
1/30/2024	
1/31/2024	
2/1/2024	<0.005
2/2/2024	
2/5/2024	
2/6/2024	
2/7/2024	

ND substitution: RL or RL/2 if <15% NDs.

Time Series

Constituent: Combined Radium 226 + 228 (pCi/L) Analysis Run 8/7/2024 11:20 AM

Plant Bowen Client: Southern Company Data: Bowen AP-1

	BGWA-2 (bg)	BGWA-29 (bg)	BGWA-33 (bg)	BGWA-47D (bg)	BGWA-48D (bg)	BGWA-6	BGWC-10	BGWC-12	BGWC-14A
6/6/2016	0.838					0.239 (U)			
6/7/2016							0.616	0.024 (U)	
8/9/2016	1.18								
8/10/2016						1.19			
8/11/2016									
8/12/2016								0.849	
8/16/2016							1.08		
8/22/2016		0.356 (U)							
10/3/2016	0.815 (U)								
10/4/2016		0.0834 (U)				0.231 (U)			
10/6/2016								1.57	
10/7/2016							2.82		
11/29/2016	0.887 (U)								
12/1/2016		0.208 (U)				0.428 (U)			
12/5/2016								0.956	
12/6/2016							0.719 (U)		
1/10/2017		0.024 (U)							
2/13/2017	0.869 (U)								
2/14/2017		0.105 (U)				0.36 (U)			
2/15/2017								0.229 (U)	
2/16/2017							0.966 (U)		
4/13/2017	1.21 (U)					0.387 (U)			
4/14/2017		0.803 (U)							
4/18/2017							1.01 (U)	0.0114 (U)	
5/25/2017	1.54	0.569 (U)				0.123 (U)			
5/30/2017									
6/2/2017							1.13 (U)	0.375 (U)	
7/7/2017	1.45					0.876 (U)			
7/10/2017		0.589 (U)							
7/12/2017							1.29		
7/13/2017								0.636 (U)	
7/14/2017									
3/26/2018	0.529 (U)	0.513 (U)							
3/27/2018							0.779 (U)		
3/28/2018								0.36 (U)	
6/12/2018	0.945 (U)	0.516 (U)							
6/14/2018							1.22 (U)	0.316 (U)	
10/16/2018	0.57 (U)	0.146 (U)				0.881 (U)			
10/17/2018								0.326 (U)	
10/18/2018							0.841 (U)		
2/25/2019	1.43								
2/27/2019		0.941 (U)							
2/28/2019							1.88	1.04	
4/1/2019	1.44 (U)	0.66 (U)						0.328 (U)	
4/2/2019						0.64 (U)	1.21 (U)		
4/3/2019			0.69 (U)						
9/23/2019	1.82	1.25				1.13			
9/25/2019							0.816 (U)	0.649 (U)	
9/26/2019									
10/4/2019			1.02 (U)						
2/18/2020	1.33					0.373 (U)			
2/19/2020		1.28							

Time Series

Constituent: Combined Radium 226 + 228 (pCi/L) Analysis Run 8/7/2024 11:20 AM

Plant Bowen Client: Southern Company Data: Bowen AP-1

	BGWA-2 (bg)	BGWA-29 (bg)	BGWA-33 (bg)	BGWA-47D (bg)	BGWA-48D (bg)	BGWA-6	BGWC-10	BGWC-12	BGWC-14A
2/20/2020							1.47 (U)		
2/21/2020			0.504 (U)						
2/24/2020								0.455 (U)	
3/18/2020	1.31 (U)	1.2 (U)							
3/19/2020						0.431 (U)		0.838 (U)	
3/20/2020			0.6 (U)						
3/23/2020							1.69		
5/22/2020				1.21 (U)					1.82
5/25/2020					1.21 (U)				
6/23/2020				0.955 (U)	1.44				1.05 (U)
7/28/2020				1.59	0.592 (U)				1.71
9/2/2020				0.59 (U)					0.0158 (U)
9/3/2020					1.06 (U)				
9/23/2020	1.43	0.53 (U)				0.293 (U)			
9/24/2020							1.19 (U)		
9/25/2020								0.818 (U)	
9/28/2020			0.963 (U)						
10/1/2020				0.754 (U)	0.597 (U)				1.19 (U)
11/10/2020				0.403 (U)	0.188 (U)				0.675 (U)
12/15/2020				0.263 (U)	0.464 (U)				1.26
1/20/2021				0.669 (U)	1.33 (U)				0.701 (U)
2/16/2021	0.938 (U)	0.344 (U)							
2/17/2021				0.537 (U)	1.1 (U)				
2/18/2021						0.232 (U)	1.52		1
2/19/2021			1.11					0.608 (U)	
3/23/2021		0.322 (U)							
3/24/2021								0.369 (U)	1.1 (U)
3/25/2021				1.15 (U)	1.08 (U)				
3/26/2021	1.03 (U)								
3/30/2021							1.51 (U)		
3/31/2021						0.301 (U)			
4/1/2021			0.58 (U)						
8/16/2021	0.684 (U)	0.539 (U)		0.536 (U)	0.0949 (U)	0.813 (U)			
8/18/2021							1.26	0.19 (U)	0.721 (U)
8/25/2021			0.377 (U)						
2/9/2022	0.264 (U)			0.539 (U)	0.504 (U)	0.296 (U)			0.355 (U)
2/10/2022		0.181 (U)							
2/11/2022							1.01 (U)	0.288 (U)	
2/16/2022			0.54 (U)						
7/26/2022	1.53	0.634 (U)		1.51	1.27 (U)	1.15 (U)			0.659 (U)
7/27/2022								0.705 (U)	
7/28/2022							1.18 (U)		
1/24/2023	1.52	0.711 (U)		0.955 (U)	0.589 (U)				
1/25/2023						0.723			
1/26/2023								0.664 (U)	1.31
1/27/2023							1.82		
2/2/2023			1.21						
8/15/2023				0.758 (U)		0.409 (U)			
8/16/2023		0.252 (U)			0.578 (U)			0.621 (U)	0.263 (U)
8/17/2023							0.942 (U)		
8/21/2023	0.561 (U)								
8/23/2023			1.19						

Time Series

Constituent: Combined Radium 226 + 228 (pCi/L) Analysis Run 8/7/2024 11:20 AM

Plant Bowen Client: Southern Company Data: Bowen AP-1

	BGWA-2 (bg)	BGWA-29 (bg)	BGWA-33 (bg)	BGWA-47D (bg)	BGWA-48D (bg)	BGWA-6	BGWC-10	BGWC-12	BGWC-14A
1/31/2024				1.44	0.437 (U)	0.536 (U)			
2/1/2024							1.03 (U)	0.281 (U)	0.433 (U)
2/5/2024		0.371 (U)							
2/7/2024			1.62						
2/8/2024	0.437 (U)								

Time Series

Constituent: Combined Radium 226 + 228 (pCi/L) Analysis Run 8/7/2024 11:20 AM

Plant Bowen Client: Southern Company Data: Bowen AP-1

	BGWC-16
6/6/2016	
6/7/2016	0.284 (U)
8/9/2016	
8/10/2016	
8/11/2016	1.71
8/12/2016	
8/16/2016	
8/22/2016	
10/3/2016	
10/4/2016	
10/6/2016	
10/7/2016	0.485 (U)
11/29/2016	
12/1/2016	
12/5/2016	
12/6/2016	1.22
1/10/2017	
2/13/2017	
2/14/2017	
2/15/2017	
2/16/2017	0.19 (U)
4/13/2017	
4/14/2017	
4/18/2017	0.52 (U)
5/25/2017	
5/30/2017	1.21 (U)
6/2/2017	
7/7/2017	
7/10/2017	
7/12/2017	
7/13/2017	
7/14/2017	0.526 (U)
3/26/2018	
3/27/2018	1.34
3/28/2018	
6/12/2018	0.732 (U)
6/14/2018	
10/16/2018	
10/17/2018	
10/18/2018	0.522 (U)
2/25/2019	1.08
2/27/2019	
2/28/2019	
4/1/2019	
4/2/2019	1.73
4/3/2019	
9/23/2019	
9/25/2019	
9/26/2019	1.45
10/4/2019	
2/18/2020	
2/19/2020	

Time Series

Constituent: Combined Radium 226 + 228 (pCi/L) Analysis Run 8/7/2024 11:20 AM

Plant Bowen Client: Southern Company Data: Bowen AP-1

	BGWC-16
2/20/2020	1.22 (U)
2/21/2020	
2/24/2020	
3/18/2020	
3/19/2020	1.63
3/20/2020	
3/23/2020	
5/22/2020	
5/25/2020	
6/23/2020	
7/28/2020	
9/2/2020	
9/3/2020	
9/23/2020	
9/24/2020	0.469 (U)
9/25/2020	
9/28/2020	
10/1/2020	
11/10/2020	
12/15/2020	
1/20/2021	
2/16/2021	
2/17/2021	
2/18/2021	0.721 (U)
2/19/2021	
3/23/2021	
3/24/2021	0.92 (U)
3/25/2021	
3/26/2021	
3/30/2021	
3/31/2021	
4/1/2021	
8/16/2021	
8/18/2021	1.05
8/25/2021	
2/9/2022	
2/10/2022	
2/11/2022	1.03
2/16/2022	
7/26/2022	
7/27/2022	0.917 (U)
7/28/2022	
1/24/2023	
1/25/2023	
1/26/2023	1.21 (U)
1/27/2023	
2/2/2023	
8/15/2023	
8/16/2023	
8/17/2023	1.21 (U)
8/21/2023	
8/23/2023	

Time Series

Constituent: Combined Radium 226 + 228 (pCi/L) Analysis Run 8/7/2024 11:20 AM

Plant Bowen Client: Southern Company Data: Bowen AP-1

	BGWC-16
1/31/2024	
2/1/2024	1.34
2/5/2024	
2/7/2024	
2/8/2024	

Time Series

Constituent: Combined Radium 226 + 228 (pCi/L) Analysis Run 8/7/2024 11:20 AM

Plant Bowen Client: Southern Company Data: Bowen AP-1

	BGWC-17	BGWC-18	BGWC-19	BGWC-20	BGWC-21	BGWC-22	BGWC-23	BGWC-24	BGWC-25
6/7/2016	0.135 (U)								
6/8/2016		0.406	0.264 (U)	0.863 (U)	0.573	1.53			0.314 (U)
6/9/2016							0.704	2.13	
8/11/2016	0.808								
8/12/2016		1.39	1.18	1.74					
8/15/2016									1.2
8/18/2016					0.44 (U)	2.47	1.88	2.67	
10/7/2016	0.874 (U)	0.451 (U)	1.97						
10/10/2016				0.944 (U)	0.933 (U)	2.11	1.48	3.46	1.03 (U)
12/6/2016	0.131 (U)	0.516 (U)							
12/7/2016			1.31 (U)	2.29			2.61	1.65	
12/8/2016					1.02 (U)	2.64			1.47 (U)
1/23/2017									
2/7/2017									
2/16/2017	0.471 (U)	0.172 (U)	0.35 (U)						
2/17/2017				1.35 (U)	0.193 (U)	1.34			
2/20/2017							0.884 (U)	2.68	0.547 (U)
4/17/2017									
4/19/2017	0.65 (U)	0.704 (U)	0.974 (U)	1.48	0.488 (U)		0.948 (U)	3.81	
4/20/2017						2.35			0.0595 (U)
5/22/2017									
5/30/2017	0.65 (U)								
6/1/2017		0.493 (U)	0.332 (U)	1.61	0.837 (U)				0.67 (U)
6/5/2017						1.6	1.33	2.86	
7/11/2017									
7/14/2017	0.592 (U)	0.547 (U)	1.27						
7/17/2017							1.04	2.87	1.25 (U)
7/18/2017					0.498 (U)				
7/19/2017				1.626		1.76			
8/23/2017									
3/26/2018									
3/27/2018	0.551 (U)	0.569 (U)	0.169 (U)						
3/28/2018				0.97 (U)	0.864 (U)				0.507 (U)
3/29/2018						2.43	1.65	2.79	
6/13/2018				0.686 (U)			0.983 (U)	2.19	
6/14/2018	0.638 (U)	0.989 (U)			0.583 (U)	2.14			0.721 (U)
6/15/2018			0.625 (U)						
10/17/2018	0.555 (U)								
10/18/2018		0.875 (U)							
10/19/2018			0.784 (U)		0.982 (U)				
10/22/2018				0.559 (U)		1.43	1.21	2.18	0.741 (U)
2/27/2019	1.57	1.12		1.24					
3/1/2019			0.989 (U)			3.32	2.24	3.37	0.634 (U)
4/2/2019	0.71 (U)	0.814 (U)							
4/3/2019			0.98 (U)	0.567 (U)	0.532 (U)	2.48	2.86	3.6	
4/4/2019									0.346 (U)
9/26/2019	1.17 (U)	0.973 (U)	1.16	0.662 (U)					
9/27/2019						2.83	2.28		
9/30/2019					1.16 (U)			2.73	0.953 (U)
2/24/2020	1.17	1.07	1.19	1.38					
2/25/2020						1.7	2.49		
2/26/2020					1.08 (U)			2.4	1.16

Time Series

Constituent: Combined Radium 226 + 228 (pCi/L) Analysis Run 8/7/2024 11:20 AM

Plant Bowen Client: Southern Company Data: Bowen AP-1

	BGWC-17	BGWC-18	BGWC-19	BGWC-20	BGWC-21	BGWC-22	BGWC-23	BGWC-24	BGWC-25
3/19/2020	0.626 (U)								
3/20/2020		2.59	0.89 (U)		1.08 (U)	3.6			
3/23/2020				1.27 (U)			1.68		
3/24/2020									0.899 (U)
3/25/2020								4.72	
9/24/2020	0.594 (U)	0.789 (U)			0.157 (U)	4.18	0.56 (U)		
9/25/2020								1.49	
9/28/2020			1.11 (U)	1.07 (U)					0.744 (U)
2/18/2021	0.723 (U)	0.62 (U)	1.05 (U)	0.87 (U)					
2/19/2021					1 (U)	2.63	1.17 (U)	1.07 (U)	
2/23/2021									0.456 (U)
3/8/2021									
3/24/2021	0.391 (U)	1.21 (U)							
3/25/2021									
3/26/2021			0.848 (U)				1.04 (U)	2.91	0.134 (U)
3/29/2021				1.49	0.471 (U)	4.1			
8/19/2021	0.742 (U)	0.858 (U)							0.908 (U)
8/20/2021			0.731 (U)	1.42	0.277 (U)				
8/23/2021						3.25	1.2 (U)	1.77 (U)	
2/11/2022	0.208 (U)								
2/14/2022							0.563 (U)		
2/15/2022						1.94		14.2 (U)	
2/16/2022		0.708 (U)	0.349 (U)	0.322 (U)	0.49 (U)				0.189 (U)
7/27/2022	0.138 (U)	0.737 (U)	0.964 (U)	1.53					1.09 (U)
7/28/2022					0.424 (U)				
8/1/2022							2.28		
8/2/2022						2.32		0.84 (U)	
1/26/2023	1.02 (U)	1.46							
1/27/2023			1.16		0.28 (U)				0.768 (U)
1/30/2023				0.563 (U)					
2/1/2023								1.3	
2/2/2023							0.783 (U)		
2/7/2023						1.45			
8/17/2023	1.04 (U)	1.16 (U)							0.909 (U)
8/18/2023			1.49 (U)	0.256 (U)					
8/21/2023									
8/22/2023						2.43			
8/23/2023					0.704 (U)		0.799 (U)		
8/25/2023								1.63 (U)	
1/30/2024								0.782 (U)	
2/1/2024	0.808 (U)								
2/2/2024		0.612 (U)	0.716 (U)						
2/5/2024				0.956 (U)	0.455 (U)				0.396 (U)
2/6/2024									
2/8/2024						2.05	1.27 (U)		

Time Series

Constituent: Combined Radium 226 + 228 (pCi/L) Analysis Run 8/7/2024 11:20 AM

Plant Bowen Client: Southern Company Data: Bowen AP-1

	BGWC-30
6/7/2016	
6/8/2016	
6/9/2016	
8/11/2016	
8/12/2016	
8/15/2016	
8/18/2016	
10/7/2016	
10/10/2016	
12/6/2016	
12/7/2016	
12/8/2016	
1/23/2017	2.17
2/7/2017	3
2/16/2017	
2/17/2017	
2/20/2017	
4/17/2017	2.73
4/19/2017	
4/20/2017	
5/22/2017	3.15
5/30/2017	
6/1/2017	
6/5/2017	0.86 (U)
7/11/2017	1.87
7/14/2017	
7/17/2017	
7/18/2017	
7/19/2017	
8/23/2017	3.39
3/26/2018	1.61
3/27/2018	
3/28/2018	
3/29/2018	
6/13/2018	
6/14/2018	
6/15/2018	0.815 (U)
10/17/2018	
10/18/2018	
10/19/2018	
10/22/2018	1.02 (U)
2/27/2019	
3/1/2019	2.47
4/2/2019	2.29
4/3/2019	
4/4/2019	
9/26/2019	
9/27/2019	1.23 (U)
9/30/2019	
2/24/2020	
2/25/2020	
2/26/2020	1.09 (U)

Time Series

Constituent: Combined Radium 226 + 228 (pCi/L) Analysis Run 8/7/2024 11:20 AM

Plant Bowen Client: Southern Company Data: Bowen AP-1

	BGWC-30
3/19/2020	
3/20/2020	
3/23/2020	1.42
3/24/2020	
3/25/2020	
9/24/2020	
9/25/2020	0.783 (U)
9/28/2020	
2/18/2021	
2/19/2021	
2/23/2021	
3/8/2021	0.429 (U)
3/24/2021	
3/25/2021	1.48
3/26/2021	
3/29/2021	
8/19/2021	1.63
8/20/2021	
8/23/2021	
2/11/2022	
2/14/2022	0.744 (U)
2/15/2022	
2/16/2022	
7/27/2022	
7/28/2022	
8/1/2022	1.01 (U)
8/2/2022	
1/26/2023	
1/27/2023	
1/30/2023	
2/1/2023	0.936
2/2/2023	
2/7/2023	
8/17/2023	
8/18/2023	
8/21/2023	0.986 (U)
8/22/2023	
8/23/2023	
8/25/2023	
1/30/2024	
2/1/2024	
2/2/2024	
2/5/2024	
2/6/2024	0.255 (U)
2/8/2024	

Time Series

Constituent: Combined Radium 226 + 228 (pCi/L) Analysis Run 8/7/2024 11:20 AM

Plant Bowen Client: Southern Company Data: Bowen AP-1

	BGWC-31	BGWC-32	BGWC-34D	BGWC-35D	BGWC-36D	BGWC-37D	BGWC-38D	BGWC-39	BGWC-40
10/17/2018					1.24				
10/18/2018	0.96								
10/19/2018			2.28						
10/22/2018		1.22 (U)		1.54					
4/2/2019					2.81				
4/4/2019	1.49		1.89	2.37					
4/5/2019		2.2							
9/24/2019	1.68		3.98						
9/26/2019		2.36		3.09					
9/27/2019					1.66				
2/25/2020				4.16		2.87			
2/26/2020	1.31				1.76				
2/27/2020		1.44	1.31				5.89	1.03 (U)	
2/28/2020									0.649 (U)
3/23/2020	2.39				2.75				
3/24/2020		1.25 (U)	2.56			2.8	5.9	1.35	
3/25/2020				2.81					0.848 (U)
9/2/2020							5.91		
9/25/2020		2.62		2.15		3.29			
9/28/2020	1.48		2.12		1.59				
9/29/2020								1.71	0.441 (U)
2/19/2021			2.23						
2/22/2021	1.07 (U)			2.03		1.73		1.65	1.31 (U)
2/23/2021		1.55							
3/8/2021					2.09				
3/9/2021							3.34		
3/25/2021					2.43				
3/26/2021				2.4		3.15			
3/29/2021	1.63						3.54		
3/30/2021		2.04	1.35 (U)						0.826 (U)
3/31/2021								0.251 (U)	
8/19/2021							4.63		
8/20/2021	1.82			2.53		3.01			
8/23/2021					0.857 (U)				
8/24/2021			2.39					0.432 (U)	0.21 (U)
8/25/2021		0.784 (U)							
2/14/2022					1.43		4.6		
2/15/2022									
2/16/2022	1.02	1.16 (U)	2.24					0.799	0.473 (U)
2/17/2022				1.88		2.41			
7/28/2022	0.684 (U)		2.74	2.71		2.92			0.656 (U)
7/29/2022		1.82			1.47 (U)				
8/2/2022							3.64	0.93 (U)	
1/27/2023	1.46								
1/30/2023			2.58	2.3		2.14			
1/31/2023		1.49							0.498 (U)
2/1/2023					1.17				
2/2/2023								0.942 (U)	
2/7/2023							2.93		
8/18/2023	1.82	1.24 (U)	2.36						1.14 (U)
8/21/2023					1.19 (U)		3.26		
8/23/2023								1.46 (U)	

Time Series

Constituent: Combined Radium 226 + 228 (pCi/L) Analysis Run 8/7/2024 11:20 AM

Plant Bowen Client: Southern Company Data: Bowen AP-1

	BGWC-31	BGWC-32	BGWC-34D	BGWC-35D	BGWC-36D	BGWC-37D	BGWC-38D	BGWC-39	BGWC-40
8/24/2023				3.09		3.06			
1/30/2024					1.07				
2/2/2024	1.3								
2/5/2024			2.21						
2/6/2024							3.19		
2/7/2024				2.74		2.3			0.563 (U)
2/8/2024		0.939 (U)						0.396 (U)	

Time Series

Constituent: Combined Radium 226 + 228 (pCi/L) Analysis Run 8/7/2024 11:20 AM

Plant Bowen Client: Southern Company Data: Bowen AP-1

	BGWC-41D
10/17/2018	
10/18/2018	
10/19/2018	
10/22/2018	
4/2/2019	
4/4/2019	
4/5/2019	
9/24/2019	
9/26/2019	
9/27/2019	
2/25/2020	
2/26/2020	
2/27/2020	
2/28/2020	
3/23/2020	
3/24/2020	
3/25/2020	
9/2/2020	1.31 (U)
9/25/2020	
9/28/2020	
9/29/2020	
2/19/2021	
2/22/2021	1.91
2/23/2021	
3/8/2021	
3/9/2021	
3/25/2021	
3/26/2021	
3/29/2021	
3/30/2021	
3/31/2021	1
8/19/2021	
8/20/2021	
8/23/2021	
8/24/2021	0.918 (U)
8/25/2021	
2/14/2022	
2/15/2022	0.765 (U)
2/16/2022	
2/17/2022	
7/28/2022	
7/29/2022	1.6
8/2/2022	
1/27/2023	
1/30/2023	
1/31/2023	
2/1/2023	1.59
2/2/2023	
2/7/2023	
8/18/2023	
8/21/2023	
8/23/2023	2.06

Time Series

Constituent: Combined Radium 226 + 228 (pCi/L) Analysis Run 8/7/2024 11:20 AM

Plant Bowen Client: Southern Company Data: Bowen AP-1

	BGWC-41D
8/24/2023	
1/30/2024	
2/2/2024	
2/5/2024	
2/6/2024	
2/7/2024	1.4
2/8/2024	

Time Series

Constituent: Combined Radium 226 + 228 (pCi/L) Analysis Run 8/7/2024 11:20 AM

Plant Bowen Client: Southern Company Data: Bowen AP-1

	BGWC-42D	BGWC-43D	BGWC-44D	BGWC-49D	BGWC-50D	BGWC-51	BGWC-52	BGWC-7	BGWC-8
6/6/2016									
6/7/2016									0.0507 (U)
6/8/2016								0.854	
8/10/2016									0.862 (U)
8/11/2016								1.24	
10/4/2016									0.48 (U)
10/5/2016									
10/6/2016								2.43	
12/2/2016									0.219 (U)
12/5/2016									
12/6/2016								0.958 (U)	
2/14/2017									0.636 (U)
2/15/2017								1.18	
4/14/2017									0.13 (U)
4/17/2017									
4/18/2017								1.26	
5/26/2017									0.349 (U)
6/2/2017								1.24 (U)	
7/10/2017									0.565 (U)
7/11/2017									
7/14/2017								1.55	
3/26/2018									0.303 (U)
3/27/2018								2.15	
6/12/2018									0.494 (U)
6/13/2018								1.95	
10/16/2018									0.633 (U)
10/17/2018									
10/18/2018								1.1	
2/25/2019									1.03 (U)
2/28/2019								1.38	
4/1/2019									0.474 (U)
4/2/2019								1.57	
9/24/2019								1.85	1.69
2/19/2020									1.02 (U)
2/20/2020									
2/21/2020								2.02	
3/18/2020									0.987 (U)
3/19/2020								1.18 (U)	
9/3/2020	1.05 (U)	1.9	0.982 (U)						
9/23/2020									0.25 (U)
9/24/2020									
9/25/2020								1.64	
1/28/2021						0.444 (U)	1.59		
2/16/2021									0.709 (U)
2/17/2021									
2/18/2021			1.34					1.09	
2/22/2021	0.578 (U)								
2/23/2021						0.589 (U)	0.567 (U)		
3/8/2021		1.34							
3/24/2021									0.808 (U)
3/29/2021		1.62 (U)							
3/30/2021						0.852 (U)	1.66 (U)	1.41 (U)	

Time Series

Constituent: Combined Radium 226 + 228 (pCi/L) Analysis Run 8/7/2024 11:20 AM

Plant Bowen Client: Southern Company Data: Bowen AP-1

	BGWC-42D	BGWC-43D	BGWC-44D	BGWC-49D	BGWC-50D	BGWC-51	BGWC-52	BGWC-7	BGWC-8
3/31/2021			0.517 (U)						
4/1/2021	0.461 (U)								
4/19/2021				2.45	1.01 (U)				
8/18/2021			0.886 (U)		0.99 (U)				0.192 (U)
8/19/2021								0.952 (U)	
8/20/2021	1.38								
8/23/2021		1.93				0.558 (U)	0.785 (U)		
8/24/2021				3.66					
2/9/2022			1.52		1.4				
2/10/2022									0.813
2/11/2022								1.26	
2/14/2022						0.487 (U)	0.224 (U)		
2/15/2022		0.96 (U)							
2/17/2022	0.51 (U)			2.41					
7/26/2022			0.818 (U)		1 (U)				0.523 (U)
7/28/2022	0.503 (U)						1.02 (U)	1.22 (U)	
8/1/2022		1.38		2.36		0.642 (U)			
1/25/2023			0.617 (U)		0.588 (U)				
1/26/2023								1.73	0.629 (U)
1/30/2023	0.71 (U)								
1/31/2023						0.707 (U)	0.58 (U)		
2/1/2023				1.57					
2/7/2023		1.53							
8/15/2023			0.783 (U)		1.47				
8/16/2023									0.791 (U)
8/17/2023								1.45	
8/21/2023						0.283 (U)			
8/22/2023				2.97			0.886 (U)		
8/23/2023		1.79							
8/24/2023	1.37								
1/30/2024		1.1							
1/31/2024			0.315 (U)		1.01 (U)				
2/1/2024									0.496 (U)
2/2/2024								1.04	
2/5/2024						0.406 (U)	0.587 (U)		
2/6/2024				2.25					
2/7/2024	0.44 (U)								

Time Series

Constituent: Combined Radium 226 + 228 (pCi/L) Analysis Run 8/7/2024 11:20 AM

Plant Bowen Client: Southern Company Data: Bowen AP-1

	BGWC-9
6/6/2016	0.488
6/7/2016	
6/8/2016	
8/10/2016	
8/11/2016	0.639 (U)
10/4/2016	
10/5/2016	0.945 (U)
10/6/2016	
12/2/2016	
12/5/2016	2.2
12/6/2016	
2/14/2017	
2/15/2017	0.74 (U)
4/14/2017	
4/17/2017	0.764 (U)
4/18/2017	
5/26/2017	0.245 (U)
6/2/2017	
7/10/2017	
7/11/2017	0.502 (U)
7/14/2017	
3/26/2018	
3/27/2018	0.745 (U)
6/12/2018	0.319 (U)
6/13/2018	
10/16/2018	
10/17/2018	0.319 (U)
10/18/2018	
2/25/2019	
2/28/2019	
4/1/2019	0.225 (U)
4/2/2019	
9/24/2019	1.65
2/19/2020	
2/20/2020	0.921 (U)
2/21/2020	
3/18/2020	
3/19/2020	1.94
9/3/2020	
9/23/2020	
9/24/2020	0.9 (U)
9/25/2020	
1/28/2021	
2/16/2021	
2/17/2021	0.692 (U)
2/18/2021	
2/22/2021	
2/23/2021	
3/8/2021	
3/24/2021	0.554 (U)
3/29/2021	
3/30/2021	

Time Series

Constituent: Combined Radium 226 + 228 (pCi/L) Analysis Run 8/7/2024 11:20 AM

Plant Bowen Client: Southern Company Data: Bowen AP-1

	BGWC-9
3/31/2021	
4/1/2021	
4/19/2021	
8/18/2021	0.458 (U)
8/19/2021	
8/20/2021	
8/23/2021	
8/24/2021	
2/9/2022	
2/10/2022	0.86
2/11/2022	
2/14/2022	
2/15/2022	
2/17/2022	
7/26/2022	0.866 (U)
7/28/2022	
8/1/2022	
1/25/2023	
1/26/2023	0.248 (U)
1/30/2023	
1/31/2023	
2/1/2023	
2/7/2023	
8/15/2023	
8/16/2023	
8/17/2023	0.711 (U)
8/21/2023	
8/22/2023	
8/23/2023	
8/24/2023	
1/30/2024	
1/31/2024	
2/1/2024	0.699 (U)
2/2/2024	
2/5/2024	
2/6/2024	
2/7/2024	

Time Series

Constituent: Fluoride (mg/L) Analysis Run 8/7/2024 11:20 AM

Plant Bowen Client: Southern Company Data: Bowen AP-1

	BGWA-2 (bg)	BGWA-29 (bg)	BGWA-33 (bg)	BGWA-47D (bg)	BGWA-48D (bg)	BGWA-6	BGWC-10	BGWC-12	BGWC-14A
6/6/2016	0.11 (J)					<0.1			
6/7/2016							0.09 (J)	<0.1	
8/9/2016	0.09 (J)								
8/10/2016						0.04 (J)			
8/11/2016									
8/12/2016								0.08 (J)	
8/16/2016							0.09 (J)		
8/22/2016		0.04 (J)							
10/3/2016	0.11 (J)								
10/4/2016		0.06 (J)				0.06 (J)			
10/6/2016								0.06 (J)	
10/7/2016							0.17 (J)		
11/29/2016	0.11 (J)								
12/1/2016		0.08 (J)				0.09 (J)			
12/5/2016								0.12 (J)	
12/6/2016							0.16 (J)		
1/10/2017		0.03 (J)							
2/13/2017	0.12 (J)								
2/14/2017		<0.1				<0.1			
2/15/2017								0.33	
2/16/2017							0.38		
4/13/2017	0.1 (J)					0.04 (J)			
4/14/2017		0.01 (J)							
4/18/2017							0.12 (J)	0.006 (J)	
5/25/2017	0.08 (J)	0.005 (J)				0.02 (J)			
5/30/2017									
6/2/2017							0.03 (J)	0.04 (J)	
7/7/2017	0.13 (J)					0.12 (J)			
7/10/2017		0.06 (J)							
7/12/2017							0.15 (J)		
7/13/2017								0.17 (J)	
7/14/2017									
10/9/2017	0.11 (J)					<0.1			
10/10/2017		<0.1						0.08 (J)	
10/11/2017							0.07 (J)		
3/26/2018	<0.1	<0.1							
3/27/2018							<0.1		
3/28/2018								<0.1	
6/12/2018	0.086 (J)	0.053 (J)							
6/14/2018							0.046 (J)	<0.1	
10/16/2018	0.06 (J)	<0.1				<0.1			
10/17/2018								<0.1	
10/18/2018							<0.1		
2/25/2019	<0.1								
2/27/2019		<0.1							
2/28/2019							0.14 (J)	0.18 (J)	
4/1/2019	0.047 (J)	<0.1						0.065 (J)	
4/2/2019						<0.1	0.044 (J)		
4/3/2019			0.085 (J)						
5/2/2019	<0.1								
9/23/2019	0.076 (J)	<0.1				<0.1			
9/25/2019							0.075 (J)	0.13 (J)	

ND substitution: RL or RL/2 if <15% NDs.

Time Series

Constituent: Fluoride (mg/L) Analysis Run 8/7/2024 11:20 AM

Plant Bowen Client: Southern Company Data: Bowen AP-1

	BGWA-2 (bg)	BGWA-29 (bg)	BGWA-33 (bg)	BGWA-47D (bg)	BGWA-48D (bg)	BGWA-6	BGWC-10	BGWC-12	BGWC-14A
9/26/2019									
9/27/2019			0.33						
2/18/2020	<0.1					<0.1			
2/19/2020		<0.1							
2/20/2020							<0.1		
2/21/2020			0.059 (J)						
2/24/2020								0.051 (J)	
3/18/2020	<0.1	<0.1							
3/19/2020						<0.1		<0.1	
3/20/2020			0.061 (J)						
3/23/2020							<0.1		
5/22/2020				0.054 (J)					0.065 (J)
5/25/2020					0.19 (J)				
6/23/2020				<0.1	0.19				<0.1
7/28/2020				<0.1	0.57				<0.1
9/2/2020				<0.1					0.061 (J)
9/3/2020					0.11				
9/23/2020	<0.1	<0.1				<0.1			
9/24/2020							<0.1		
9/25/2020			0.068 (J)					<0.1	
10/1/2020				<0.1	0.063 (J)				<0.1
11/10/2020				<0.1	<0.1				<0.1
12/15/2020				<0.1	<0.1				0.052
1/20/2021				<0.1	<0.1				<0.1
2/16/2021	<0.1	<0.1							
2/17/2021				<0.1	<0.1				
2/18/2021						<0.1	<0.1		0.055 (J)
2/19/2021			0.062 (J)					<0.1	
3/23/2021		<0.1							
3/24/2021								<0.1	<0.1
3/25/2021				<0.1	<0.1				
3/26/2021	<0.1								
3/30/2021							<0.1		
3/31/2021						<0.1			
4/1/2021			0.06 (J)						
8/16/2021	<0.1	<0.1		<0.1	<0.1	<0.1			
8/18/2021							<0.1	<0.1	<0.1
8/25/2021			0.088 (J)						
2/9/2022	<0.1			<0.1	0.065 (J)	<0.1			<0.1
2/10/2022		<0.1							
2/11/2022							<0.1	<0.1	
2/16/2022			0.061 (J)						
7/26/2022	0.066 (J)	0.058 (J)		0.064 (J)	0.086 (J)	0.052 (J)			0.082 (J)
7/27/2022								0.081 (J)	
7/28/2022							0.064 (J)		
8/3/2022			0.079 (J)						
1/24/2023	0.055 (J)	0.052 (J)		0.05 (J)	0.076 (J)				
1/25/2023						0.066 (J)			
1/26/2023								0.083 (J)	0.084 (J)
1/27/2023							0.058 (J)		
2/2/2023			0.077 (J)						
8/15/2023				0.06 (J)		<0.1			

ND substitution: RL or RL/2 if <15% NDs.

Time Series

Constituent: Fluoride (mg/L) Analysis Run 8/7/2024 11:20 AM

Plant Bowen Client: Southern Company Data: Bowen AP-1

	BGWA-2 (bg)	BGWA-29 (bg)	BGWA-33 (bg)	BGWA-47D (bg)	BGWA-48D (bg)	BGWA-6	BGWC-10	BGWC-12	BGWC-14A
8/16/2023		0.06 (J)			0.075 (J)			0.089 (J)	0.076 (J)
8/17/2023							0.05 (J)		
8/21/2023	<0.1								
8/23/2023			0.056 (J)						
1/31/2024				0.05 (J)	0.082 (J)	0.053 (J)			
2/1/2024							0.051 (J)	0.071 (J)	0.066 (J)
2/5/2024		<0.1							
2/7/2024			0.054 (J)						
2/8/2024	<0.1								

Time Series

Constituent: Fluoride (mg/L) Analysis Run 8/7/2024 11:20 AM

Plant Bowen Client: Southern Company Data: Bowen AP-1

	BGWC-16
6/6/2016	
6/7/2016	<0.1
8/9/2016	
8/10/2016	
8/11/2016	0.12 (J)
8/12/2016	
8/16/2016	
8/22/2016	
10/3/2016	
10/4/2016	
10/6/2016	
10/7/2016	0.08 (J)
11/29/2016	
12/1/2016	
12/5/2016	
12/6/2016	0.24 (J)
1/10/2017	
2/13/2017	
2/14/2017	
2/15/2017	
2/16/2017	0.31
4/13/2017	
4/14/2017	
4/18/2017	0.02 (J)
5/25/2017	
5/30/2017	0.51
6/2/2017	
7/7/2017	
7/10/2017	
7/12/2017	
7/13/2017	
7/14/2017	0.14 (J)
10/9/2017	
10/10/2017	
10/11/2017	0.29 (J)
3/26/2018	
3/27/2018	<0.1
3/28/2018	
6/12/2018	0.061 (J)
6/14/2018	
10/16/2018	
10/17/2018	
10/18/2018	<0.1
2/25/2019	0.13 (J)
2/27/2019	
2/28/2019	
4/1/2019	
4/2/2019	0.23 (J)
4/3/2019	
5/2/2019	
9/23/2019	
9/25/2019	

Time Series

Constituent: Fluoride (mg/L) Analysis Run 8/7/2024 11:20 AM

Plant Bowen Client: Southern Company Data: Bowen AP-1

	BGWC-16
9/26/2019	<0.1
9/27/2019	
2/18/2020	
2/19/2020	
2/20/2020	<0.1
2/21/2020	
2/24/2020	
3/18/2020	
3/19/2020	0.052 (J)
3/20/2020	
3/23/2020	
5/22/2020	
5/25/2020	
6/23/2020	
7/28/2020	
9/2/2020	
9/3/2020	
9/23/2020	
9/24/2020	0.059 (J)
9/25/2020	
10/1/2020	
11/10/2020	
12/15/2020	
1/20/2021	
2/16/2021	
2/17/2021	
2/18/2021	0.064 (J)
2/19/2021	
3/23/2021	
3/24/2021	0.053 (J)
3/25/2021	
3/26/2021	
3/30/2021	
3/31/2021	
4/1/2021	
8/16/2021	
8/18/2021	<0.1
8/25/2021	
2/9/2022	
2/10/2022	
2/11/2022	0.056 (J)
2/16/2022	
7/26/2022	
7/27/2022	0.091 (J)
7/28/2022	
8/3/2022	
1/24/2023	
1/25/2023	
1/26/2023	0.091 (J)
1/27/2023	
2/2/2023	
8/15/2023	

Time Series

Constituent: Fluoride (mg/L) Analysis Run 8/7/2024 11:20 AM

Plant Bowen Client: Southern Company Data: Bowen AP-1

	BGWC-16
8/16/2023	
8/17/2023	0.074 (J)
8/21/2023	
8/23/2023	
1/31/2024	
2/1/2024	0.072 (J)
2/5/2024	
2/7/2024	
2/8/2024	

Time Series

Constituent: Fluoride (mg/L) Analysis Run 8/7/2024 11:20 AM

Plant Bowen Client: Southern Company Data: Bowen AP-1

	BGWC-17	BGWC-18	BGWC-19	BGWC-20	BGWC-21	BGWC-22	BGWC-23	BGWC-24	BGWC-25
6/7/2016	0.15 (J)								
6/8/2016		0.1 (J)	<0.1	0.09 (J)	<0.1	0.43			0.14 (J)
6/9/2016							0.12 (J)	<0.1	
8/11/2016	0.3 (J)								
8/12/2016		0.39	0.2 (J)	0.04 (J)					
8/15/2016									0.08 (J)
8/18/2016					0.09 (J)	0.3 (J)	0.08 (J)	0.24 (J)	
10/7/2016	0.14 (J)	0.16 (J)	0.07 (J)						
10/10/2016				0.06 (J)	0.04 (J)	0.32	0.09 (J)	0.3	0.1 (J)
12/6/2016	0.19 (J)	0.32							
12/7/2016			0.09 (J)	0.07 (J)			0.08 (J)	0.05 (J)	
12/8/2016					0.08 (J)	0.26 (J)			0.06 (J)
1/23/2017									
2/7/2017									
2/16/2017	0.51	0.38	0.6						
2/17/2017				0.06 (J)	0.08 (J)	0.39			
2/20/2017							0.09 (J)	0.65	0.16 (J)
3/27/2017									
4/17/2017									
4/19/2017	0.18 (J)	0.08 (J)	0.09 (J)	0.005 (J)	0.04 (J)		0.03 (J)	0.21 (J)	
4/20/2017						0.34			0.02 (J)
5/22/2017									
5/30/2017	0.15 (J)								
6/1/2017		0.09 (J)	0.05 (J)	0.65	0.03 (J)				0.04 (J)
6/5/2017						0.29 (J)	<0.1	0.05 (J)	
7/11/2017									
7/14/2017	0.16 (J)	0.06 (J)	0.08 (J)						
7/17/2017							0.09 (J)	2.5	0.07 (J)
7/18/2017				0.36	0.08 (J)				
7/19/2017						0.33			
8/23/2017									
10/10/2017									
10/11/2017	0.64	0.14 (J)	0.11 (J)	<0.1			0.09 (J)	1.8	0.11 (J)
10/12/2017					0.12 (J)	0.31			
3/26/2018									
3/27/2018	0.33	<0.1	<0.1						
3/28/2018				<0.1	<0.1				<0.1
3/29/2018						0.58	<0.1	2	
6/13/2018				0.038 (J)			0.71	3.1	
6/14/2018	0.11 (J)	0.095 (J)			<0.1	0.15 (J)			<0.1
6/15/2018			0.07 (J)						
10/17/2018	<0.3								
10/18/2018		0.054 (J)							
10/19/2018			0.17 (J)		<0.1				
10/22/2018				<0.1		0.78	0.81	3.1	<0.1
2/27/2019	0.26 (J)	<0.1		0.13 (J)					
3/1/2019			0.14 (J)			0.34	0.38	1	0.12 (J)
4/2/2019	0.14 (J)	0.044 (J)							
4/3/2019			0.051 (J)	0.072 (J)	0.032 (J)	0.23 (J)	0.1 (J)	3	
4/4/2019									<0.1
5/2/2019						1.4			
9/26/2019	0.071 (J)	0.052 (J)	<0.1	<0.1					

ND substitution: RL or RL/2 if <15% NDs.

Time Series

Constituent: Fluoride (mg/L) Analysis Run 8/7/2024 11:20 AM

Plant Bowen Client: Southern Company Data: Bowen AP-1

	BGWC-17	BGWC-18	BGWC-19	BGWC-20	BGWC-21	BGWC-22	BGWC-23	BGWC-24	BGWC-25
9/27/2019						1	0.54		
9/30/2019					0.066 (J)			1.2	0.065 (J)
2/24/2020	0.11 (J)	<0.1	0.05 (J)	<0.1					
2/25/2020						0.24 (J)	0.066 (J)		
2/26/2020					<0.1			0.064 (J)	<0.1
3/19/2020	0.12 (J)								
3/20/2020		<0.1	<0.1		<0.1	0.23 (J)			
3/23/2020				<0.1			0.056 (J)		
3/24/2020									<0.1
3/25/2020								0.056 (J)	
9/24/2020	0.12	0.058 (J)			<0.1	0.24	0.062 (J)		
9/25/2020								0.054 (J)	
9/28/2020			<0.1	<0.1					<0.1
2/18/2021	0.1	<0.1	<0.1	<0.1					
2/19/2021					<0.1	0.2	<0.1	0.14	
2/23/2021									<0.1
3/8/2021									
3/24/2021	0.11	<0.1							
3/25/2021									
3/26/2021			0.053 (J)				0.054 (J)	0.095 (J)	<0.1
3/29/2021				<0.1	<0.1	0.22			
7/19/2021						0.24	0.065 (J)	0.13	
7/20/2021									
8/19/2021	0.097 (J)	<0.1							<0.1
8/20/2021			<0.1	<0.1	<0.1				
8/23/2021						0.23	<0.1	0.12	
11/1/2021						0.25	0.068 (J)	0.15	
2/11/2022	0.1								
2/14/2022							<0.1		
2/15/2022						0.24		<0.1	
2/16/2022		<0.1	<0.1	<0.1	<0.1				<0.1
7/27/2022	0.13	0.081 (J)	0.071 (J)	0.062 (J)					0.051 (J)
7/28/2022					<0.1				
8/1/2022							0.07 (J)		
8/2/2022						0.19		0.097 (J)	
10/21/2022								0.14 (R)	
1/26/2023	0.13	0.056 (J)							
1/27/2023			0.077 (J)		<0.1				0.053 (J)
1/30/2023				0.064 (J)					
2/1/2023								0.18	
2/2/2023							0.074 (J)		
2/7/2023						0.26			
8/17/2023	0.12	0.056 (J)							<0.1
8/18/2023			0.077 (J)	0.068 (J)					
8/21/2023									
8/22/2023						0.23			
8/23/2023					<0.1		<0.1		
8/25/2023								0.15	
1/30/2024								0.13	
2/1/2024	0.12								
2/2/2024		<0.1	0.069 (J)						
2/5/2024				0.056 (J)	<0.1				<0.1

ND substitution: RL or RL/2 if <15% NDs.

Time Series

Constituent: Fluoride (mg/L) Analysis Run 8/7/2024 11:20 AM

Plant Bowen Client: Southern Company Data: Bowen AP-1

	BGWC-17	BGWC-18	BGWC-19	BGWC-20	BGWC-21	BGWC-22	BGWC-23	BGWC-24	BGWC-25
2/6/2024									
2/8/2024						0.19	0.059 (J)		

Time Series

Constituent: Fluoride (mg/L) Analysis Run 8/7/2024 11:20 AM

Plant Bowen Client: Southern Company Data: Bowen AP-1

	BGWC-30
6/7/2016	
6/8/2016	
6/9/2016	
8/11/2016	
8/12/2016	
8/15/2016	
8/18/2016	
10/7/2016	
10/10/2016	
12/6/2016	
12/7/2016	
12/8/2016	
1/23/2017	0.06 (J)
2/7/2017	0.09 (J)
2/16/2017	
2/17/2017	
2/20/2017	
3/27/2017	0.09 (J)
4/17/2017	0.36
4/19/2017	
4/20/2017	
5/22/2017	0.05 (J)
5/30/2017	
6/1/2017	
6/5/2017	0.32
7/11/2017	0.13 (J)
7/14/2017	
7/17/2017	
7/18/2017	
7/19/2017	
8/23/2017	0.17 (J)
10/10/2017	0.35
10/11/2017	
10/12/2017	
3/26/2018	0.75
3/27/2018	
3/28/2018	
3/29/2018	
6/13/2018	
6/14/2018	
6/15/2018	0.51
10/17/2018	
10/18/2018	
10/19/2018	
10/22/2018	0.44
2/27/2019	
3/1/2019	0.24 (J)
4/2/2019	0.68
4/3/2019	
4/4/2019	
5/2/2019	
9/26/2019	

Time Series

Constituent: Fluoride (mg/L) Analysis Run 8/7/2024 11:20 AM

Plant Bowen Client: Southern Company Data: Bowen AP-1

	BGWC-30
9/27/2019	0.13 (J)
9/30/2019	
2/24/2020	
2/25/2020	
2/26/2020	0.057 (J)
3/19/2020	
3/20/2020	
3/23/2020	0.054 (J)
3/24/2020	
3/25/2020	
9/24/2020	
9/25/2020	<0.1
9/28/2020	
2/18/2021	
2/19/2021	
2/23/2021	
3/8/2021	<0.1
3/24/2021	
3/25/2021	<0.1
3/26/2021	
3/29/2021	
7/19/2021	
7/20/2021	<0.1
8/19/2021	<0.1
8/20/2021	
8/23/2021	
11/1/2021	0.055 (J)
2/11/2022	
2/14/2022	0.075 (J)
2/15/2022	
2/16/2022	
7/27/2022	
7/28/2022	
8/1/2022	0.09 (J)
8/2/2022	
10/21/2022	
1/26/2023	
1/27/2023	
1/30/2023	
2/1/2023	0.092 (J)
2/2/2023	
2/7/2023	
8/17/2023	
8/18/2023	
8/21/2023	0.065 (J)
8/22/2023	
8/23/2023	
8/25/2023	
1/30/2024	
2/1/2024	
2/2/2024	
2/5/2024	

Time Series

Constituent: Fluoride (mg/L) Analysis Run 8/7/2024 11:20 AM

Plant Bowen Client: Southern Company Data: Bowen AP-1

	BGWC-30
2/6/2024	0.073 (J)
2/8/2024	

Time Series

Constituent: Fluoride (mg/L) Analysis Run 8/7/2024 11:20 AM

Plant Bowen Client: Southern Company Data: Bowen AP-1

	BGWC-31	BGWC-32	BGWC-34D	BGWC-35D	BGWC-36D	BGWC-37D	BGWC-38D	BGWC-39	BGWC-40
10/17/2018					<0.3				
10/18/2018	<0.1								
10/19/2018			<0.1						
10/22/2018		0.65		0.91					
4/2/2019					0.44				
4/4/2019	<0.1		0.035 (J)	0.26 (J)					
4/5/2019		0.66							
5/3/2019		1.3							
9/24/2019	<0.1		<0.1						
9/26/2019		0.15 (J)		0.11 (J)					
9/27/2019					0.26 (J)				
11/15/2019		0.51							
12/13/2019								0.16 (J)	
12/16/2019									0.13 (J)
2/25/2020				0.14 (J)		0.57			
2/26/2020	<0.1				0.13 (J)				
2/27/2020		0.13 (J)	<0.1				0.55	0.071 (J)	
2/28/2020									0.062 (J)
3/23/2020	<0.1				0.13 (J)				
3/24/2020		0.13 (J)	<0.1			0.43	0.61	0.06 (J)	
3/25/2020				0.17 (J)					<0.1
5/4/2020									
9/2/2020							0.47		
9/25/2020		0.097 (J)		0.17		0.34			
9/28/2020	<0.1		<0.1		0.1				
9/29/2020								<0.1	<0.1
2/19/2021			<0.1						
2/22/2021	<0.1			0.21		0.3		0.095 (J)	<0.1
2/23/2021		0.13							
3/8/2021					0.14				
3/9/2021							0.67		
3/25/2021					0.12				
3/26/2021				0.13		0.27			
3/29/2021	<0.1						0.73		
3/30/2021		0.14	<0.1						0.06 (J)
3/31/2021								0.08 (J)	
8/19/2021							0.4		
8/20/2021	<0.1			0.22		0.18			
8/23/2021					0.11				
8/24/2021			<0.1					0.18	0.076 (J)
8/25/2021		0.15							
11/1/2021							0.32		
2/14/2022					0.12		0.34		
2/15/2022									
2/16/2022	<0.1	0.13	<0.1					0.11	0.068 (J)
2/17/2022				0.21		0.16			
7/28/2022	<0.1		0.053 (J)	0.23		0.19			0.092 (J)
7/29/2022		0.16			0.14				
8/2/2022							0.46	0.12	
1/27/2023	<0.1								
1/30/2023			0.06 (J)	0.17		0.16			
1/31/2023		0.13							0.084 (J)

ND substitution: RL or RL/2 if <15% NDs.

Time Series

Constituent: Fluoride (mg/L) Analysis Run 8/7/2024 11:20 AM

Plant Bowen Client: Southern Company Data: Bowen AP-1

	BGWC-31	BGWC-32	BGWC-34D	BGWC-35D	BGWC-36D	BGWC-37D	BGWC-38D	BGWC-39	BGWC-40
2/1/2023					0.13				
2/2/2023								0.098 (J)	
2/7/2023							0.11		
8/18/2023	<0.1	0.14	0.052 (J)						0.089 (J)
8/21/2023					0.11		0.12		
8/23/2023								0.11	
8/24/2023				0.1		0.14			
1/30/2024					0.096 (J)				
2/2/2024	<0.1								
2/5/2024			<0.1						
2/6/2024							0.25		
2/7/2024				0.15		0.14			0.072 (J)
2/8/2024		0.12						0.1	

ND substitution: RL or RL/2 if <15% NDs.

Time Series

Constituent: Fluoride (mg/L) Analysis Run 8/7/2024 11:20 AM

Plant Bowen Client: Southern Company Data: Bowen AP-1

	BGWC-41D
10/17/2018	
10/18/2018	
10/19/2018	
10/22/2018	
4/2/2019	
4/4/2019	
4/5/2019	
5/3/2019	
9/24/2019	
9/26/2019	
9/27/2019	
11/15/2019	
12/13/2019	
12/16/2019	
2/25/2020	
2/26/2020	
2/27/2020	
2/28/2020	
3/23/2020	
3/24/2020	
3/25/2020	
5/4/2020	<0.1
9/2/2020	0.088 (J)
9/25/2020	
9/28/2020	
9/29/2020	
2/19/2021	
2/22/2021	0.099 (J)
2/23/2021	
3/8/2021	
3/9/2021	
3/25/2021	
3/26/2021	
3/29/2021	
3/30/2021	
3/31/2021	0.077 (J)
8/19/2021	
8/20/2021	
8/23/2021	
8/24/2021	0.11
8/25/2021	
11/1/2021	
2/14/2022	
2/15/2022	0.07 (J)
2/16/2022	
2/17/2022	
7/28/2022	
7/29/2022	0.1
8/2/2022	
1/27/2023	
1/30/2023	
1/31/2023	

ND substitution: RL or RL/2 if <15% NDs.

Time Series

Constituent: Fluoride (mg/L) Analysis Run 8/7/2024 11:20 AM

Plant Bowen Client: Southern Company Data: Bowen AP-1

	BGWC-41D
2/1/2023	0.084 (J)
2/2/2023	
2/7/2023	
8/18/2023	
8/21/2023	
8/23/2023	<0.1
8/24/2023	
1/30/2024	
2/2/2024	
2/5/2024	
2/6/2024	
2/7/2024	0.064 (J)
2/8/2024	

Time Series

Constituent: Fluoride (mg/L) Analysis Run 8/7/2024 11:20 AM

Plant Bowen Client: Southern Company Data: Bowen AP-1

	BGWC-42D	BGWC-43D	BGWC-44D	BGWC-49D	BGWC-50D	BGWC-51	BGWC-52	BGWC-7	BGWC-8
6/6/2016									
6/7/2016									<0.1
6/8/2016								0.19 (J)	
8/10/2016									0.07 (J)
8/11/2016								0.15 (J)	
10/4/2016									0.07 (J)
10/5/2016									
10/6/2016								0.17 (J)	
12/2/2016									0.09 (J)
12/5/2016									
12/6/2016								0.22 (J)	
2/14/2017									0.02 (J)
2/15/2017								0.18 (J)	
4/14/2017									0.02 (J)
4/17/2017									
4/18/2017								0.11 (J)	
5/26/2017									0.02 (J)
6/2/2017								0.07 (J)	
7/10/2017									0.03 (J)
7/11/2017									
7/14/2017								0.23 (J)	
10/10/2017									<0.1
10/11/2017								0.1 (J)	
3/26/2018									<0.1
3/27/2018								<0.3	
6/12/2018									0.061 (J)
6/13/2018								0.25 (J)	
10/16/2018									<0.1
10/17/2018									
10/18/2018								0.047 (J)	
2/25/2019									<0.1
2/28/2019								0.23 (J)	
4/1/2019									<0.1
4/2/2019								0.22 (J)	
9/24/2019								0.12 (J)	<0.1
2/19/2020									<0.1
2/20/2020									
2/21/2020								0.12 (J)	
3/18/2020									<0.1
3/19/2020								0.12 (J)	
5/4/2020		0.93	<0.1						
5/11/2020	0.34								
5/20/2020	0.4	0.78							
9/3/2020	0.5	0.87	<0.1						
9/23/2020									<0.1
9/24/2020									
9/25/2020								0.11	
1/28/2021						0.17	0.1		
2/16/2021									<0.1
2/17/2021									
2/18/2021			0.16					0.13	
2/22/2021	0.69								

ND substitution: RL or RL/2 if <15% NDs.

Time Series

Constituent: Fluoride (mg/L) Analysis Run 8/7/2024 11:20 AM

Plant Bowen Client: Southern Company Data: Bowen AP-1

	BGWC-42D	BGWC-43D	BGWC-44D	BGWC-49D	BGWC-50D	BGWC-51	BGWC-52	BGWC-7	BGWC-8
2/23/2021						0.087 (J)	0.073 (J)		
3/8/2021		0.9							
3/24/2021									<0.1
3/29/2021		1							
3/30/2021						0.11	0.12	0.18	
3/31/2021			0.088 (J)						
4/1/2021	0.72								
4/19/2021				0.055 (J)	0.078 (J)				
7/20/2021		1.2							
8/18/2021			<0.1		<0.1				<0.1
8/19/2021								0.12	
8/20/2021	0.56								
8/23/2021		1.2				0.084 (J)	0.093 (J)		
8/24/2021				<0.1					
2/9/2022			0.11		0.08 (J)				
2/10/2022									<0.1
2/11/2022								0.12	
2/14/2022						0.13	0.1		
2/15/2022		0.89							
2/17/2022	0.61			<0.1					
7/26/2022			<0.1		0.12				0.067 (J)
7/28/2022	0.55						0.14	0.16	
8/1/2022		0.86		0.087 (J)		0.16			
1/25/2023			0.28		0.16				
1/26/2023								0.15	0.063 (J)
1/30/2023	0.64								
1/31/2023						0.15	0.14		
2/1/2023				0.085 (J)					
2/7/2023		0.97							
8/15/2023			0.16		0.14				
8/16/2023									0.064 (J)
8/17/2023								0.14	
8/21/2023						0.14			
8/22/2023				<0.1			0.098 (J)		
8/23/2023		1.1							
8/24/2023	0.52								
1/30/2024		0.82							
1/31/2024			0.12		0.12				
2/1/2024									0.051 (J)
2/2/2024								0.15	
2/5/2024						0.13	0.085 (J)		
2/6/2024				0.063 (J)					
2/7/2024	0.5								

Time Series

Constituent: Fluoride (mg/L) Analysis Run 8/7/2024 11:20 AM

Plant Bowen Client: Southern Company Data: Bowen AP-1

	BGWC-9
6/6/2016	0.12 (J)
6/7/2016	
6/8/2016	
8/10/2016	
8/11/2016	0.27 (J)
10/4/2016	
10/5/2016	0.12 (J)
10/6/2016	
12/2/2016	
12/5/2016	0.26 (J)
12/6/2016	
2/14/2017	
2/15/2017	0.46
4/14/2017	
4/17/2017	0.14 (J)
4/18/2017	
5/26/2017	0.13 (J)
6/2/2017	
7/10/2017	
7/11/2017	0.2 (J)
7/14/2017	
10/10/2017	0.61
10/11/2017	
3/26/2018	
3/27/2018	0.36
6/12/2018	0.13 (J)
6/13/2018	
10/16/2018	
10/17/2018	0.13 (J)
10/18/2018	
2/25/2019	
2/28/2019	
4/1/2019	0.33
4/2/2019	
9/24/2019	0.096 (J)
2/19/2020	
2/20/2020	0.063 (J)
2/21/2020	
3/18/2020	
3/19/2020	0.074 (J)
5/4/2020	
5/11/2020	
5/20/2020	
9/3/2020	
9/23/2020	
9/24/2020	0.091 (J)
9/25/2020	
1/28/2021	
2/16/2021	
2/17/2021	0.086 (J)
2/18/2021	
2/22/2021	

Time Series

Constituent: Fluoride (mg/L) Analysis Run 8/7/2024 11:20 AM

Plant Bowen Client: Southern Company Data: Bowen AP-1

	BGWC-9
2/23/2021	
3/8/2021	
3/24/2021	0.075 (J)
3/29/2021	
3/30/2021	
3/31/2021	
4/1/2021	
4/19/2021	
7/20/2021	
8/18/2021	0.073 (J)
8/19/2021	
8/20/2021	
8/23/2021	
8/24/2021	
2/9/2022	
2/10/2022	0.071 (J)
2/11/2022	
2/14/2022	
2/15/2022	
2/17/2022	
7/26/2022	0.11
7/28/2022	
8/1/2022	
1/25/2023	
1/26/2023	0.09 (J)
1/30/2023	
1/31/2023	
2/1/2023	
2/7/2023	
8/15/2023	
8/16/2023	
8/17/2023	0.091 (J)
8/21/2023	
8/22/2023	
8/23/2023	
8/24/2023	
1/30/2024	
1/31/2024	
2/1/2024	0.074 (J)
2/2/2024	
2/5/2024	
2/6/2024	
2/7/2024	

Time Series

Constituent: Lead (mg/L) Analysis Run 8/7/2024 11:20 AM

Plant Bowen Client: Southern Company Data: Bowen AP-1

	BGWA-2 (bg)	BGWA-29 (bg)	BGWA-33 (bg)	BGWA-47D (bg)	BGWA-48D (bg)	BGWA-6	BGWC-10	BGWC-12	BGWC-14A
6/6/2016	0.0024					<0.001			
6/7/2016							<0.001	<0.001	
8/9/2016	<0.001								
8/10/2016						<0.001			
8/11/2016									
8/12/2016								0.0001 (J)	
8/16/2016							<0.001		
8/22/2016		<0.001							
10/3/2016	<0.001								
10/4/2016		<0.001				<0.001			
10/6/2016								0.0002 (J)	
10/7/2016							<0.001		
11/29/2016	0.0002 (J)								
12/1/2016		<0.001				<0.001			
12/5/2016								0.0003 (J)	
12/6/2016							<0.001		
1/10/2017		<0.001							
2/13/2017	<0.001								
2/14/2017		<0.001				<0.001			
2/15/2017								<0.001	
2/16/2017							<0.001		
4/13/2017	<0.001					<0.001			
4/14/2017		<0.001							
4/18/2017							<0.001	<0.001	
5/25/2017	0.0001 (J)	<0.001				<0.001			
5/30/2017									
6/2/2017							<0.001	0.0001 (J)	
7/7/2017	<0.001					<0.001			
7/10/2017		<0.001							
7/12/2017							<0.001		
7/13/2017								0.0001 (J)	
7/14/2017									
3/26/2018	<0.001	<0.001							
3/27/2018							<0.001		
3/28/2018								<0.001	
2/25/2019	<0.001								
2/27/2019		<0.001							
2/28/2019							<0.001	<0.001	
4/1/2019	<0.001	<0.001						<0.001	
4/2/2019						7E-05 (J)	<0.001		
4/3/2019			<0.001						
9/23/2019	<0.001	<0.001				<0.001			
9/25/2019							0.00019 (J)	0.00063 (J)	
9/26/2019									
9/27/2019			<0.001						
2/18/2020	<0.001					<0.001			
2/19/2020		<0.001							
2/20/2020							0.00014 (J)		
2/21/2020			<0.001						
2/24/2020								<0.001	
3/18/2020	<0.001	<0.001							
3/19/2020						<0.001		<0.001	

ND substitution: RL or RL/2 if <15% NDs.

Time Series

Constituent: Lead (mg/L) Analysis Run 8/7/2024 11:20 AM

Plant Bowen Client: Southern Company Data: Bowen AP-1

	BGWA-2 (bg)	BGWA-29 (bg)	BGWA-33 (bg)	BGWA-47D (bg)	BGWA-48D (bg)	BGWA-6	BGWC-10	BGWC-12	BGWC-14A
3/20/2020			<0.001						
3/23/2020							<0.001		
5/22/2020				8.9E-05 (J)					7.3E-05 (J)
5/25/2020					0.00013 (J)				
6/23/2020				5.8E-05 (J)	8.1E-05 (J)				<0.001
7/28/2020				5.7E-05 (J)	5.2E-05 (J)				<0.001
9/2/2020				7.4E-05 (J)					<0.001
9/3/2020					3.8E-05 (J)				
9/23/2020	0.00014 (J)	<0.001				6.4E-05 (J)			
9/24/2020							<0.001		
9/25/2020			4.5E-05 (J)					<0.001	
10/1/2020				0.00021 (J)	0.00014 (J)				6.2E-05 (J)
11/10/2020				6.5E-05 (J)	0.00013 (J)				0.00011 (J)
12/15/2020				8E-05 (J)	0.00011 (J)				5.6E-05 (J)
1/20/2021				7.2E-05 (J)	0.00025 (J)				<0.001
2/16/2021	0.00011 (J)	4.2E-05 (J)							
2/17/2021				0.00015 (J)	0.00026 (J)				
2/18/2021						5.7E-05 (J)	<0.001		<0.001
2/19/2021			<0.001					8.7E-05 (J)	
3/23/2021		<0.001							
3/24/2021								0.00013 (J)	<0.001
3/25/2021				<0.001	0.00011 (J)				
3/26/2021	6.8E-05 (J)								
3/30/2021							<0.001		
3/31/2021						0.00016 (J)			
4/1/2021			<0.001						
8/16/2021	<0.001	<0.001		<0.001	<0.001	<0.001			
8/18/2021							<0.001	<0.001	<0.001
8/25/2021			<0.001						
2/9/2022	<0.001			<0.001	<0.001	<0.001			<0.001
2/10/2022		<0.001							
2/11/2022							<0.001	<0.001	
2/16/2022			<0.001						
7/26/2022	<0.001	<0.001		<0.001	<0.001	<0.001			<0.001
7/27/2022								<0.001	
7/28/2022							<0.001		
8/3/2022			<0.001						
1/24/2023	<0.001	<0.001		<0.001	<0.001				
1/25/2023						<0.001			
1/26/2023								<0.001	<0.001
1/27/2023							<0.001		
2/2/2023			<0.001						
8/15/2023				<0.001		<0.001			
8/16/2023		<0.001			<0.001			<0.001	<0.001
8/17/2023							<0.001		
8/21/2023	<0.001								
8/23/2023			<0.001						
1/31/2024				<0.001	<0.001	<0.001			
2/1/2024							<0.001	<0.001	<0.001
2/5/2024		<0.001							
2/7/2024			<0.001						
2/8/2024	<0.001								

ND substitution: RL or RL/2 if <15% NDs.

Time Series

Constituent: Lead (mg/L) Analysis Run 8/7/2024 11:20 AM

Plant Bowen Client: Southern Company Data: Bowen AP-1

	BGWC-16
6/6/2016	
6/7/2016	<0.001
8/9/2016	
8/10/2016	
8/11/2016	<0.001
8/12/2016	
8/16/2016	
8/22/2016	
10/3/2016	
10/4/2016	
10/6/2016	
10/7/2016	<0.001
11/29/2016	
12/1/2016	
12/5/2016	
12/6/2016	<0.001
1/10/2017	
2/13/2017	
2/14/2017	
2/15/2017	
2/16/2017	<0.001
4/13/2017	
4/14/2017	
4/18/2017	<0.001
5/25/2017	
5/30/2017	0.0001 (J)
6/2/2017	
7/7/2017	
7/10/2017	
7/12/2017	
7/13/2017	
7/14/2017	0.0002 (J)
3/26/2018	
3/27/2018	<0.001
3/28/2018	
2/25/2019	<0.001
2/27/2019	
2/28/2019	
4/1/2019	
4/2/2019	<0.001
4/3/2019	
9/23/2019	
9/25/2019	
9/26/2019	0.00034 (J)
9/27/2019	
2/18/2020	
2/19/2020	
2/20/2020	0.00014 (J)
2/21/2020	
2/24/2020	
3/18/2020	
3/19/2020	0.00013 (J)

Time Series

Constituent: Lead (mg/L) Analysis Run 8/7/2024 11:20 AM

Plant Bowen Client: Southern Company Data: Bowen AP-1

	BGWC-16
3/20/2020	
3/23/2020	
5/22/2020	
5/25/2020	
6/23/2020	
7/28/2020	
9/2/2020	
9/3/2020	
9/23/2020	
9/24/2020	0.00021 (J)
9/25/2020	
10/1/2020	
11/10/2020	
12/15/2020	
1/20/2021	
2/16/2021	
2/17/2021	
2/18/2021	0.00013 (J)
2/19/2021	
3/23/2021	
3/24/2021	8E-05 (J)
3/25/2021	
3/26/2021	
3/30/2021	
3/31/2021	
4/1/2021	
8/16/2021	
8/18/2021	<0.001
8/25/2021	
2/9/2022	
2/10/2022	
2/11/2022	<0.001
2/16/2022	
7/26/2022	
7/27/2022	<0.001
7/28/2022	
8/3/2022	
1/24/2023	
1/25/2023	
1/26/2023	<0.001
1/27/2023	
2/2/2023	
8/15/2023	
8/16/2023	
8/17/2023	0.00041 (J)
8/21/2023	
8/23/2023	
1/31/2024	
2/1/2024	0.00055 (J)
2/5/2024	
2/7/2024	
2/8/2024	

ND substitution: RL or RL/2 if <15% NDs.

Time Series

Constituent: Lead (mg/L) Analysis Run 8/7/2024 11:20 AM

Plant Bowen Client: Southern Company Data: Bowen AP-1

	BGWC-17	BGWC-18	BGWC-19	BGWC-20	BGWC-21	BGWC-22	BGWC-23	BGWC-24	BGWC-25
6/7/2016	<0.001								
6/8/2016		<0.001	<0.001	<0.001	<0.001	<0.001			<0.001
6/9/2016							<0.001	0.00059 (J)	
8/11/2016	<0.001								
8/12/2016		0.0001 (J)	<0.001	<0.001					
8/15/2016									0.0005 (J)
8/18/2016					<0.001	<0.001	<0.001	<0.001	
10/7/2016	<0.001	<0.001	<0.001						
10/10/2016				<0.001	<0.001	<0.001	<0.001	<0.001	<0.001
12/6/2016	<0.001	0.0001 (J)							
12/7/2016			<0.001	<0.001			<0.001	<0.001	
12/8/2016					<0.001	<0.001			0.0006 (J)
1/23/2017									
2/7/2017									
2/16/2017	<0.001	0.0002 (J)	<0.001						
2/17/2017				<0.001	<0.001	<0.001			
2/20/2017							<0.001	<0.001	0.0004 (J)
3/27/2017									
4/17/2017									
4/19/2017	<0.001	0.0001 (J)	0.0006 (J)	<0.001	<0.001		<0.001	<0.001	
4/20/2017						<0.001			0.0002 (J)
5/22/2017									
5/30/2017	<0.001								
6/1/2017		9E-05 (J)	<0.001	0.0001 (J)	<0.001				7E-05 (J)
6/5/2017						<0.001	<0.001	7E-05 (J)	
7/11/2017									
7/14/2017	<0.001	0.0001 (J)	<0.001						
7/17/2017							<0.001	<0.001	<0.001
7/18/2017				<0.001	<0.001				
7/19/2017						<0.001			
8/23/2017									
3/26/2018									
3/27/2018	<0.001	<0.001	<0.001						
3/28/2018				<0.001	<0.001				<0.001
3/29/2018						<0.001	<0.001	<0.001	
2/27/2019	<0.001	<0.001		<0.001					
3/1/2019			<0.001			0.00033 (J)	<0.001	<0.001	<0.001
4/2/2019	<0.001	8.1E-05 (J)							
4/3/2019			<0.001	<0.001	6.8E-05 (J)	<0.001	<0.001	<0.001	
4/4/2019									<0.001
9/26/2019	<0.001	<0.001	<0.001	<0.001					
9/27/2019						5.4E-05 (J)	<0.001		
9/30/2019					7.3E-05 (J)			<0.001	<0.001
2/24/2020	7.9E-05 (J)	<0.001	<0.001	<0.001					
2/25/2020						<0.001	<0.001		
2/26/2020					5.3E-05 (J)			<0.001	<0.001
3/19/2020	<0.001								
3/20/2020		<0.001	<0.001		6E-05 (J)	<0.001			
3/23/2020				<0.001			<0.001		
3/24/2020									<0.001
3/25/2020								5.4E-05 (J)	
9/24/2020	<0.001	<0.001			5E-05 (J)	0.00014 (J)	0.00014 (J)		

ND substitution: RL or RL/2 if <15% NDs.

Time Series

Constituent: Lead (mg/L) Analysis Run 8/7/2024 11:20 AM

Plant Bowen Client: Southern Company Data: Bowen AP-1

	BGWC-17	BGWC-18	BGWC-19	BGWC-20	BGWC-21	BGWC-22	BGWC-23	BGWC-24	BGWC-25
9/25/2020								0.0001 (J)	
9/28/2020			3.8E-05 (J)	8.3E-05 (J)					5.1E-05 (J)
2/18/2021	<0.001	<0.001	<0.001	<0.001					
2/19/2021					8.7E-05 (J)	0.00011 (J)	<0.001	4.3E-05 (J)	
2/23/2021									7.4E-05 (J)
3/8/2021									
3/24/2021	<0.001	<0.001							
3/25/2021									
3/26/2021			<0.001				0.00031 (J)	7.1E-05 (J)	0.00013 (J)
3/29/2021				<0.001	9.4E-05 (J)	6.1E-05 (J)			
8/19/2021	<0.001	<0.001							<0.001
8/20/2021			<0.001	<0.001	<0.001				
8/23/2021						<0.001	<0.001	<0.001	
2/11/2022	<0.001								
2/14/2022							<0.001		
2/15/2022						<0.001		<0.001	
2/16/2022		<0.001	<0.001	<0.001	<0.001				<0.001
7/27/2022	<0.001	<0.001	<0.001	<0.001					<0.001
7/28/2022					<0.001				
8/1/2022							<0.001		
8/2/2022						<0.001		<0.001	
10/21/2022								<0.001 (R)	
1/26/2023	<0.001	<0.001							
1/27/2023			<0.001		<0.001				<0.001
1/30/2023				<0.001					
2/1/2023								<0.001	
2/2/2023							<0.001		
2/7/2023						<0.001			
8/17/2023	<0.001	<0.001							<0.001
8/18/2023			<0.001	<0.001					
8/21/2023									
8/22/2023						0.00014 (J)			
8/23/2023					<0.001		<0.001		
8/25/2023								<0.001	
1/30/2024								<0.001	
2/1/2024	<0.001								
2/2/2024		<0.001	0.00018 (J)						
2/5/2024				<0.001	<0.001				<0.001
2/6/2024									
2/8/2024						<0.001	<0.001		

ND substitution: RL or RL/2 if <15% NDs.

Time Series

Constituent: Lead (mg/L) Analysis Run 8/7/2024 11:20 AM

Plant Bowen Client: Southern Company Data: Bowen AP-1

	BGWC-30
6/7/2016	
6/8/2016	
6/9/2016	
8/11/2016	
8/12/2016	
8/15/2016	
8/18/2016	
10/7/2016	
10/10/2016	
12/6/2016	
12/7/2016	
12/8/2016	
1/23/2017	0.0003 (J)
2/7/2017	0.0002 (J)
2/16/2017	
2/17/2017	
2/20/2017	
3/27/2017	8E-05 (J)
4/17/2017	<0.001
4/19/2017	
4/20/2017	
5/22/2017	<0.001
5/30/2017	
6/1/2017	
6/5/2017	<0.001
7/11/2017	8E-05 (J)
7/14/2017	
7/17/2017	
7/18/2017	
7/19/2017	
8/23/2017	<0.001
3/26/2018	<0.001
3/27/2018	
3/28/2018	
3/29/2018	
2/27/2019	
3/1/2019	<0.001
4/2/2019	<0.001
4/3/2019	
4/4/2019	
9/26/2019	
9/27/2019	0.00018 (J)
9/30/2019	
2/24/2020	
2/25/2020	
2/26/2020	0.00035 (J)
3/19/2020	
3/20/2020	
3/23/2020	0.00011 (J)
3/24/2020	
3/25/2020	
9/24/2020	

ND substitution: RL or RL/2 if <15% NDs.

Time Series

Constituent: Lead (mg/L) Analysis Run 8/7/2024 11:20 AM

Plant Bowen Client: Southern Company Data: Bowen AP-1

	BGWC-30
9/25/2020	0.00016 (J)
9/28/2020	
2/18/2021	
2/19/2021	
2/23/2021	
3/8/2021	0.00018 (J)
3/24/2021	
3/25/2021	0.00015 (J)
3/26/2021	
3/29/2021	
8/19/2021	<0.001
8/20/2021	
8/23/2021	
2/11/2022	
2/14/2022	<0.001
2/15/2022	
2/16/2022	
7/27/2022	
7/28/2022	
8/1/2022	<0.001
8/2/2022	
10/21/2022	
1/26/2023	
1/27/2023	
1/30/2023	
2/1/2023	<0.001
2/2/2023	
2/7/2023	
8/17/2023	
8/18/2023	
8/21/2023	0.00017 (J)
8/22/2023	
8/23/2023	
8/25/2023	
1/30/2024	
2/1/2024	
2/2/2024	
2/5/2024	
2/6/2024	<0.001
2/8/2024	

ND substitution: RL or RL/2 if <15% NDs.

Time Series

Constituent: Lead (mg/L) Analysis Run 8/7/2024 11:20 AM

Plant Bowen Client: Southern Company Data: Bowen AP-1

	BGWC-31	BGWC-32	BGWC-34D	BGWC-35D	BGWC-36D	BGWC-37D	BGWC-38D	BGWC-39	BGWC-40
4/2/2019					0.00067 (J)				
4/4/2019	0.00065 (J)		5.4E-05 (J)	0.00023 (J)					
4/5/2019		<0.001							
9/24/2019	0.0004 (J)		<0.001						
9/26/2019		<0.001		6.9E-05 (J)					
9/27/2019					0.0005 (J)				
2/25/2020				0.00025 (J)		0.00011 (J)			
2/26/2020	7.6E-05 (J)				0.00033 (J)				
2/27/2020		<0.001	<0.001				0.00025 (J)	<0.001	
2/28/2020									0.00014 (J)
3/23/2020	0.00028 (J)				0.00014 (J)				
3/24/2020		<0.001	<0.001			7.3E-05 (J)	0.00016 (J)	0.0001 (J)	
3/25/2020				0.00018 (J)					0.00017 (J)
9/2/2020							0.00022 (J)		
9/25/2020		0.00011 (J)		0.00037 (J)		0.00029 (J)			
9/28/2020	0.0013 (J)		<0.001		0.00017 (J)				
9/29/2020								<0.001	0.00024 (J)
2/19/2021			<0.001						
2/22/2021	0.00045 (J)			0.00011 (J)		8.2E-05 (J)		<0.001	0.00014 (J)
2/23/2021		7.2E-05 (J)							
3/8/2021					0.00011 (J)				
3/9/2021							<0.001		
3/25/2021					<0.001				
3/26/2021				<0.001		<0.001			
3/29/2021	0.00061 (J)						<0.001		
3/30/2021		<0.001	<0.001						0.00018 (J)
3/31/2021								<0.001	
8/19/2021							<0.001		
8/20/2021	<0.001			<0.001		<0.001			
8/23/2021					<0.001				
8/24/2021			<0.001					<0.001	<0.001
8/25/2021		<0.001							
2/14/2022					<0.001		<0.001		
2/15/2022									
2/16/2022	<0.001	<0.001	<0.001					<0.001	<0.001
2/17/2022				<0.001		<0.001			
7/28/2022	<0.001		<0.001	<0.001		<0.001			<0.001
7/29/2022		<0.001			<0.001				
8/2/2022							<0.001	<0.001	
1/27/2023	<0.001								
1/30/2023			<0.001	<0.001		<0.001			
1/31/2023		<0.001							<0.001
2/1/2023					<0.001				
2/2/2023								<0.001	
2/7/2023							<0.001		
8/18/2023	0.00024 (J)	<0.001	<0.001						<0.001
8/21/2023					<0.001		0.00014 (J)		
8/23/2023								<0.001	
8/24/2023				<0.001		0.00014 (J)			
1/30/2024					<0.001				
2/2/2024	0.00043 (J)								
2/5/2024			<0.001						

ND substitution: RL or RL/2 if <15% NDs.

Time Series

Constituent: Lead (mg/L) Analysis Run 8/7/2024 11:20 AM

Plant Bowen Client: Southern Company Data: Bowen AP-1

	BGWC-31	BGWC-32	BGWC-34D	BGWC-35D	BGWC-36D	BGWC-37D	BGWC-38D	BGWC-39	BGWC-40
2/6/2024							<0.001		
2/7/2024				<0.001		<0.001			<0.001
2/8/2024		<0.001						<0.001	

ND substitution: RL or RL/2 if <15% NDs.

Time Series

Constituent: Lead (mg/L) Analysis Run 8/7/2024 11:20 AM

Plant Bowen Client: Southern Company Data: Bowen AP-1

	BGWC-41D
4/2/2019	
4/4/2019	
4/5/2019	
9/24/2019	
9/26/2019	
9/27/2019	
2/25/2020	
2/26/2020	
2/27/2020	
2/28/2020	
3/23/2020	
3/24/2020	
3/25/2020	
9/2/2020	<0.001
9/25/2020	
9/28/2020	
9/29/2020	
2/19/2021	
2/22/2021	<0.001
2/23/2021	
3/8/2021	
3/9/2021	
3/25/2021	
3/26/2021	
3/29/2021	
3/30/2021	
3/31/2021	3.6E-05 (J)
8/19/2021	
8/20/2021	
8/23/2021	
8/24/2021	<0.001
8/25/2021	
2/14/2022	
2/15/2022	<0.001
2/16/2022	
2/17/2022	
7/28/2022	
7/29/2022	<0.001
8/2/2022	
1/27/2023	
1/30/2023	
1/31/2023	
2/1/2023	<0.001
2/2/2023	
2/7/2023	
8/18/2023	
8/21/2023	
8/23/2023	<0.001
8/24/2023	
1/30/2024	
2/2/2024	
2/5/2024	

ND substitution: RL or RL/2 if <15% NDs.

Time Series

Constituent: Lead (mg/L) Analysis Run 8/7/2024 11:20 AM

Plant Bowen Client: Southern Company Data: Bowen AP-1

	BGWC-41D
2/6/2024	
2/7/2024	<0.001
2/8/2024	

ND substitution: RL or RL/2 if <15% NDs.

Time Series

Constituent: Lead (mg/L) Analysis Run 8/7/2024 11:20 AM

Plant Bowen Client: Southern Company Data: Bowen AP-1

	BGWC-42D	BGWC-43D	BGWC-44D	BGWC-49D	BGWC-50D	BGWC-51	BGWC-52	BGWC-7	BGWC-8
6/6/2016									
6/7/2016									<0.001
6/8/2016								<0.001	
8/10/2016									<0.001
8/11/2016								<0.001	
10/4/2016									<0.001
10/5/2016									
10/6/2016								<0.001	
12/2/2016									<0.001
12/5/2016									
12/6/2016								<0.001	
2/14/2017									<0.001
2/15/2017								<0.001	
4/14/2017									<0.001
4/17/2017									
4/18/2017								<0.001	
5/26/2017									0.0003 (J)
6/2/2017								<0.001	
7/10/2017									<0.001
7/11/2017									
7/14/2017								<0.001	
3/26/2018									<0.001
3/27/2018								<0.001	
2/25/2019									<0.001
2/28/2019								<0.001	
4/1/2019									<0.001
4/2/2019								<0.001	
9/24/2019								<0.001	<0.001
2/19/2020									0.00014 (J)
2/20/2020									
2/21/2020								<0.001	
3/18/2020									<0.001
3/19/2020								<0.001	
9/3/2020	<0.001	0.00012 (J)	<0.001						
9/23/2020									<0.001
9/24/2020									
9/25/2020								<0.001	
1/28/2021						0.00016 (J)	5.4E-05 (J)		
2/16/2021									0.0001 (J)
2/17/2021									
2/18/2021			0.00017 (J)					<0.001	
2/22/2021	4.1E-05 (J)								
2/23/2021						0.00015 (J)	0.0001 (J)		
3/8/2021		<0.001							
3/24/2021									0.00015 (J)
3/29/2021		<0.001							
3/30/2021						0.00022 (J)	0.00011 (J)	<0.001	
3/31/2021			<0.001						
4/1/2021	4.4E-05 (J)								
4/19/2021				4.4E-05 (J)	0.00014 (J)				
8/18/2021			<0.001		<0.001				<0.001
8/19/2021								<0.001	

ND substitution: RL or RL/2 if <15% NDs.

Time Series

Constituent: Lead (mg/L) Analysis Run 8/7/2024 11:20 AM

Plant Bowen Client: Southern Company Data: Bowen AP-1

	BGWC-42D	BGWC-43D	BGWC-44D	BGWC-49D	BGWC-50D	BGWC-51	BGWC-52	BGWC-7	BGWC-8
8/20/2021	<0.001								
8/23/2021		<0.001				<0.001	<0.001		
8/24/2021				<0.001					
2/9/2022			<0.001		<0.001				
2/10/2022									<0.001
2/11/2022								<0.001	
2/14/2022						<0.001	<0.001		
2/15/2022		<0.001							
2/17/2022	<0.001			<0.001					
7/26/2022			<0.001		<0.001				<0.001
7/28/2022	<0.001						<0.001	<0.001	
8/1/2022		<0.001		<0.001		<0.001			
1/25/2023			<0.001		<0.001				
1/26/2023								<0.001	<0.001
1/30/2023	<0.001								
1/31/2023						<0.001	<0.001		
2/1/2023				<0.001					
2/7/2023		<0.001							
8/15/2023			<0.001		<0.001				
8/16/2023									<0.001
8/17/2023								<0.001	
8/21/2023						<0.001			
8/22/2023				<0.001			<0.001		
8/23/2023		<0.001							
8/24/2023	<0.001								
1/30/2024		<0.001							
1/31/2024			<0.001		<0.001				
2/1/2024									<0.001
2/2/2024								<0.001	
2/5/2024						<0.001	<0.001		
2/6/2024				<0.001					
2/7/2024	<0.001								

ND substitution: RL or RL/2 if <15% NDs.

Time Series

Constituent: Lead (mg/L) Analysis Run 8/7/2024 11:20 AM

Plant Bowen Client: Southern Company Data: Bowen AP-1

	BGWC-9
6/6/2016	<0.001
6/7/2016	
6/8/2016	
8/10/2016	
8/11/2016	<0.001
10/4/2016	
10/5/2016	0.0005 (J)
10/6/2016	
12/2/2016	
12/5/2016	0.0002 (J)
12/6/2016	
2/14/2017	
2/15/2017	<0.001
4/14/2017	
4/17/2017	0.0001 (J)
4/18/2017	
5/26/2017	0.0001 (J)
6/2/2017	
7/10/2017	
7/11/2017	<0.001
7/14/2017	
3/26/2018	
3/27/2018	<0.001
2/25/2019	
2/28/2019	
4/1/2019	9.2E-05 (J)
4/2/2019	
9/24/2019	5.6E-05 (J)
2/19/2020	
2/20/2020	8.2E-05 (J)
2/21/2020	
3/18/2020	
3/19/2020	6.3E-05 (J)
9/3/2020	
9/23/2020	
9/24/2020	<0.001
9/25/2020	
1/28/2021	
2/16/2021	
2/17/2021	7.5E-05 (J)
2/18/2021	
2/22/2021	
2/23/2021	
3/8/2021	
3/24/2021	<0.001
3/29/2021	
3/30/2021	
3/31/2021	
4/1/2021	
4/19/2021	
8/18/2021	<0.001
8/19/2021	

Time Series

Constituent: Lead (mg/L) Analysis Run 8/7/2024 11:20 AM

Plant Bowen Client: Southern Company Data: Bowen AP-1

	BGWC-9
8/20/2021	
8/23/2021	
8/24/2021	
2/9/2022	
2/10/2022	<0.001
2/11/2022	
2/14/2022	
2/15/2022	
2/17/2022	
7/26/2022	<0.001
7/28/2022	
8/1/2022	
1/25/2023	
1/26/2023	<0.001
1/30/2023	
1/31/2023	
2/1/2023	
2/7/2023	
8/15/2023	
8/16/2023	
8/17/2023	<0.001
8/21/2023	
8/22/2023	
8/23/2023	
8/24/2023	
1/30/2024	
1/31/2024	
2/1/2024	<0.001
2/2/2024	
2/5/2024	
2/6/2024	
2/7/2024	

Time Series

Constituent: Lithium (mg/L) Analysis Run 8/7/2024 11:20 AM

Plant Bowen Client: Southern Company Data: Bowen AP-1

	BGWA-2 (bg)	BGWA-29 (bg)	BGWA-33 (bg)	BGWA-47D (bg)	BGWA-48D (bg)	BGWA-6	BGWC-10	BGWC-12	BGWC-14A
6/6/2016	<0.03					<0.03			
6/7/2016							0.0065	<0.03	
8/9/2016	<0.03								
8/10/2016						<0.03			
8/11/2016									
8/12/2016								<0.03	
8/16/2016							<0.03		
8/22/2016		<0.03							
10/3/2016	<0.03								
10/4/2016		<0.03				<0.03			
10/6/2016								<0.03	
10/7/2016							<0.03		
11/29/2016	<0.03								
12/1/2016		<0.03				<0.03			
12/5/2016								<0.03	
12/6/2016							<0.03		
1/10/2017		<0.03							
2/13/2017	<0.03								
2/14/2017		<0.03				<0.03			
2/15/2017								<0.03	
2/16/2017							<0.03		
4/13/2017	<0.03					<0.03			
4/14/2017		<0.03							
4/18/2017							0.0011 (J)	<0.03	
5/25/2017	<0.03	<0.03				<0.03			
5/30/2017									
6/2/2017							0.0011 (J)	<0.03	
7/7/2017	<0.03					<0.03			
7/10/2017		<0.03							
7/12/2017							<0.03		
7/13/2017								<0.03	
7/14/2017									
3/26/2018	<0.03	<0.03							
3/27/2018							0.0025 (J)		
3/28/2018								<0.03	
6/12/2018	<0.03	<0.03							
6/14/2018							0.0011 (J)	<0.03	
10/16/2018	<0.03	<0.03				<0.03			
10/17/2018								<0.03	
10/18/2018							0.0016 (J)		
2/25/2019	<0.03								
2/27/2019		<0.03							
2/28/2019							0.0017 (J)	0.0011 (J)	
4/1/2019	<0.03	0.00059 (J)						0.00078 (J)	
4/2/2019						<0.03	0.0012 (J)		
4/3/2019			<0.03						
9/23/2019	<0.03	0.00089 (J)				<0.03			
9/25/2019							<0.03	0.001 (J)	
9/26/2019									
9/27/2019			<0.03						
2/18/2020	<0.03					<0.03			
2/19/2020		<0.03							

ND substitution: RL or RL/2 if <15% NDs.

Time Series

Constituent: Lithium (mg/L) Analysis Run 8/7/2024 11:20 AM

Plant Bowen Client: Southern Company Data: Bowen AP-1

	BGWA-2 (bg)	BGWA-29 (bg)	BGWA-33 (bg)	BGWA-47D (bg)	BGWA-48D (bg)	BGWA-6	BGWC-10	BGWC-12	BGWC-14A
2/20/2020							0.00093 (J)		
2/21/2020			<0.03						
2/24/2020								0.00091 (J)	
3/18/2020	<0.03	<0.03							
3/19/2020						<0.03		0.00097 (J)	
3/20/2020			<0.03						
3/23/2020							0.00084 (J)		
5/22/2020				<0.03					<0.03
5/25/2020					0.0011 (J)				
6/23/2020				<0.03	<0.03				<0.03
7/28/2020				<0.03	0.0014 (J)				<0.03
9/2/2020				<0.03					0.00095 (J)
9/3/2020					0.0014 (J)				
9/23/2020	<0.03	0.00085 (J)				<0.03			
9/24/2020							0.0013 (J)		
9/25/2020			<0.03					0.001 (J)	
10/1/2020				<0.03	0.0011 (J)				0.00095 (J)
11/10/2020				<0.03	<0.03				<0.03
12/15/2020				<0.03	0.00089				0.00091
1/20/2021				<0.03	0.00091 (J)				0.00082 (J)
2/16/2021	<0.03	<0.03							
2/17/2021				<0.03	0.00099 (J)				
2/18/2021						<0.03	0.0011 (J)		<0.03
2/19/2021			<0.03					0.0011 (J)	
3/23/2021		0.00087 (J)							
3/24/2021								0.0012 (J)	<0.03
3/25/2021				<0.03	<0.03				
3/26/2021	<0.03								
3/30/2021							0.00092 (J)		
3/31/2021						0.00082 (J)			
4/1/2021			<0.03						
8/16/2021	<0.03	0.00093 (J)		<0.03	<0.03	<0.03			
8/18/2021							<0.03	0.0013 (J)	0.00087 (J)
8/25/2021			<0.03						
2/9/2022	<0.03			0.00083 (J)	<0.03	<0.03			<0.03
2/10/2022		<0.03							
2/11/2022							0.00079 (J)	0.0011 (J)	
2/16/2022			<0.03						
7/26/2022	<0.03	0.00095 (J)		0.00073 (J)	<0.03	<0.03			0.0011 (J)
7/27/2022								0.0014 (J)	
7/28/2022							0.00076 (J)		
8/3/2022			<0.03						
1/24/2023	<0.03	<0.03		<0.03	<0.03				
1/25/2023						<0.03			
1/26/2023								0.0013 (J)	0.00077 (J)
1/27/2023							0.00082 (J)		
2/2/2023			<0.03						
8/15/2023				<0.03		<0.03			
8/16/2023		0.00086 (J)			<0.03			0.0016 (J)	0.0016 (J)
8/17/2023							<0.03		
8/21/2023	<0.03								
8/23/2023			<0.03						

ND substitution: RL or RL/2 if <15% NDs.

Time Series

Constituent: Lithium (mg/L) Analysis Run 8/7/2024 11:20 AM

Plant Bowen Client: Southern Company Data: Bowen AP-1

	BGWA-2 (bg)	BGWA-29 (bg)	BGWA-33 (bg)	BGWA-47D (bg)	BGWA-48D (bg)	BGWA-6	BGWC-10	BGWC-12	BGWC-14A
1/31/2024				<0.03	<0.03	<0.03			
2/1/2024							<0.03	<0.03	0.0019 (J)
2/5/2024		<0.03							
2/7/2024			<0.03						
2/8/2024	<0.03								

ND substitution: RL or RL/2 if <15% NDs.

Time Series

Constituent: Lithium (mg/L) Analysis Run 8/7/2024 11:20 AM

Plant Bowen Client: Southern Company Data: Bowen AP-1

	BGWC-16
6/6/2016	
6/7/2016	<0.03
8/9/2016	
8/10/2016	
8/11/2016	<0.03
8/12/2016	
8/16/2016	
8/22/2016	
10/3/2016	
10/4/2016	
10/6/2016	
10/7/2016	<0.03
11/29/2016	
12/1/2016	
12/5/2016	
12/6/2016	<0.03
1/10/2017	
2/13/2017	
2/14/2017	
2/15/2017	
2/16/2017	<0.03
4/13/2017	
4/14/2017	
4/18/2017	<0.03
5/25/2017	
5/30/2017	<0.03
6/2/2017	
7/7/2017	
7/10/2017	
7/12/2017	
7/13/2017	
7/14/2017	<0.03
3/26/2018	
3/27/2018	<0.03
3/28/2018	
6/12/2018	<0.03
6/14/2018	
10/16/2018	
10/17/2018	
10/18/2018	<0.03
2/25/2019	<0.03
2/27/2019	
2/28/2019	
4/1/2019	
4/2/2019	0.00049 (J)
4/3/2019	
9/23/2019	
9/25/2019	
9/26/2019	<0.03
9/27/2019	
2/18/2020	
2/19/2020	

Time Series

Constituent: Lithium (mg/L) Analysis Run 8/7/2024 11:20 AM

Plant Bowen Client: Southern Company Data: Bowen AP-1

	BGWC-16
2/20/2020	<0.03
2/21/2020	
2/24/2020	
3/18/2020	
3/19/2020	<0.03
3/20/2020	
3/23/2020	
5/22/2020	
5/25/2020	
6/23/2020	
7/28/2020	
9/2/2020	
9/3/2020	
9/23/2020	
9/24/2020	<0.03
9/25/2020	
10/1/2020	
11/10/2020	
12/15/2020	
1/20/2021	
2/16/2021	
2/17/2021	
2/18/2021	<0.03
2/19/2021	
3/23/2021	
3/24/2021	<0.03
3/25/2021	
3/26/2021	
3/30/2021	
3/31/2021	
4/1/2021	
8/16/2021	
8/18/2021	<0.03
8/25/2021	
2/9/2022	
2/10/2022	
2/11/2022	<0.03
2/16/2022	
7/26/2022	
7/27/2022	<0.03
7/28/2022	
8/3/2022	
1/24/2023	
1/25/2023	
1/26/2023	<0.03
1/27/2023	
2/2/2023	
8/15/2023	
8/16/2023	
8/17/2023	<0.03
8/21/2023	
8/23/2023	

ND substitution: RL or RL/2 if <15% NDs.

Time Series

Constituent: Lithium (mg/L) Analysis Run 8/7/2024 11:20 AM

Plant Bowen Client: Southern Company Data: Bowen AP-1

	BGWC-16
1/31/2024	
2/1/2024	<0.03
2/5/2024	
2/7/2024	
2/8/2024	

ND substitution: RL or RL/2 if <15% NDs.

Time Series

Constituent: Lithium (mg/L) Analysis Run 8/7/2024 11:20 AM

Plant Bowen Client: Southern Company Data: Bowen AP-1

	BGWC-17	BGWC-18	BGWC-19	BGWC-20	BGWC-21	BGWC-22	BGWC-23	BGWC-24	BGWC-25
6/7/2016	<0.03								
6/8/2016		<0.03	<0.03	0.016	<0.03	0.012			<0.03
6/9/2016							0.0074	0.0057	
8/11/2016	<0.03								
8/12/2016		<0.03	<0.03	0.0202 (J)					
8/15/2016									<0.03
8/18/2016					<0.03	0.0118 (J)	0.0078 (J)	0.0061 (J)	
10/7/2016	<0.03	<0.03	<0.03						
10/10/2016				0.0194 (J)	<0.03	0.0137 (J)	0.0093 (J)	0.006 (J)	<0.03
12/6/2016	<0.03	<0.03							
12/7/2016			<0.03	0.0265 (J)			0.0117 (J)	0.0066 (J)	
12/8/2016					<0.03	0.0154 (J)			<0.03
1/23/2017									
2/7/2017									
2/16/2017	<0.03	<0.03	<0.03						
2/17/2017				0.0253 (J)	<0.03	0.0125 (J)			
2/20/2017							0.011 (J)	0.0053 (J)	<0.03
3/27/2017									
4/17/2017									
4/19/2017	<0.03	<0.03	<0.03	0.0233 (J)	<0.03		0.0105 (J)	0.0055 (J)	
4/20/2017						0.012 (J)			<0.03
5/22/2017									
5/30/2017	<0.03								
6/1/2017		<0.03	<0.03	0.023 (J)	<0.03				<0.03
6/5/2017						0.0114 (J)	0.0108 (J)	0.0068 (J)	
7/11/2017									
7/14/2017	<0.03	<0.03	<0.03						
7/17/2017							0.0095 (J)	<0.03	<0.03
7/18/2017				0.0207 (J)	<0.03				
7/19/2017						0.0126 (J)			
8/23/2017									
3/26/2018									
3/27/2018	<0.03	<0.03	<0.03						
3/28/2018				0.013 (J)	<0.03				<0.03
3/29/2018						0.021 (J)	0.014 (J)	0.0053 (J)	
6/13/2018				0.02 (J)			0.014 (J)	0.0067 (J)	
6/14/2018	<0.03	<0.03			<0.03	0.024 (J)			<0.03
6/15/2018			<0.03						
10/17/2018	<0.03								
10/18/2018		<0.03							
10/19/2018			<0.03		<0.03				
10/22/2018				0.016 (J)		0.034 (J)	0.016 (J)	0.0075 (J)	<0.03
2/27/2019	<0.03	<0.03		0.015 (J)					
3/1/2019			<0.03			0.022 (J)	0.017 (J)	0.0068 (J)	<0.03
4/2/2019	0.00069 (J)	<0.03							
4/3/2019			<0.03	0.012 (J)	<0.03	0.024 (J)	0.013 (J)	0.0048 (J)	
4/4/2019									<0.03
9/26/2019	<0.03	<0.03	<0.03	0.018 (J)					
9/27/2019						0.039	0.024 (J)		
9/30/2019					<0.03			0.0077 (J)	<0.03
2/24/2020	<0.03	<0.03	<0.03	0.021 (J)					
2/25/2020						0.026 (J)	0.033		

ND substitution: RL or RL/2 if <15% NDs.

Time Series

Constituent: Lithium (mg/L) Analysis Run 8/7/2024 11:20 AM

Plant Bowen Client: Southern Company Data: Bowen AP-1

	BGWC-17	BGWC-18	BGWC-19	BGWC-20	BGWC-21	BGWC-22	BGWC-23	BGWC-24	BGWC-25
2/26/2020					<0.03			0.0082 (J)	<0.03
3/19/2020	<0.03								
3/20/2020		<0.03	<0.03		<0.03	0.029 (J)			
3/23/2020				0.02 (J)			0.032		
3/24/2020									<0.03
3/25/2020								0.0078 (J)	
9/24/2020	<0.03	<0.03			<0.03	0.043	0.031		
9/25/2020								0.0078 (J)	
9/28/2020			<0.03	0.027 (J)					<0.03
2/18/2021	<0.03	<0.03	<0.03	0.041					
2/19/2021					<0.03	0.035	0.04	0.0086 (J)	
2/23/2021									<0.03
3/8/2021									
3/24/2021	<0.03	<0.03							
3/25/2021									
3/26/2021			<0.03				0.039 (J)	<0.03	<0.03
3/29/2021				0.036	<0.03	0.033			
8/19/2021	<0.03	<0.03							<0.03
8/20/2021			<0.03	0.025 (J)	<0.03				
8/23/2021						0.028 (J)	0.029 (J)	0.0076 (J)	
2/11/2022	<0.03								
2/14/2022							0.033		
2/15/2022						0.032 (J)		0.0086 (J)	
2/16/2022		<0.03	<0.03	0.031	<0.03				<0.03
7/27/2022	<0.03	<0.03	<0.03	0.037					<0.03
7/28/2022					<0.03				
8/1/2022							0.029 (J)		
8/2/2022						0.03 (J)		<0.03	
10/21/2022								0.0057 (J)	
1/26/2023	<0.03	<0.03							
1/27/2023			<0.03		<0.03				<0.03
1/30/2023				0.059					
2/1/2023								0.0063 (J)	
2/2/2023							0.025 (J)		
2/7/2023						0.018 (J)			
8/17/2023	<0.03	<0.03							<0.03
8/18/2023			<0.03	0.078					
8/21/2023									
8/22/2023						0.021 (J)			
8/23/2023					<0.03		0.016 (J)		
8/25/2023								0.0058 (J)	
1/30/2024								0.0054 (J)	
2/1/2024	<0.03								
2/2/2024		<0.03	<0.03						
2/5/2024				0.095	<0.03				<0.03
2/6/2024									
2/8/2024						0.021 (J)	0.019 (J)		

ND substitution: RL or RL/2 if <15% NDs.

Time Series

Constituent: Lithium (mg/L) Analysis Run 8/7/2024 11:20 AM

Plant Bowen Client: Southern Company Data: Bowen AP-1

	BGWC-30
6/7/2016	
6/8/2016	
6/9/2016	
8/11/2016	
8/12/2016	
8/15/2016	
8/18/2016	
10/7/2016	
10/10/2016	
12/6/2016	
12/7/2016	
12/8/2016	
1/23/2017	0.0171 (J)
2/7/2017	0.0196 (J)
2/16/2017	
2/17/2017	
2/20/2017	
3/27/2017	0.0192 (J)
4/17/2017	0.0169 (J)
4/19/2017	
4/20/2017	
5/22/2017	0.0167 (J)
5/30/2017	
6/1/2017	
6/5/2017	0.0177 (J)
7/11/2017	0.0203 (J)
7/14/2017	
7/17/2017	
7/18/2017	
7/19/2017	
8/23/2017	0.0182 (J)
3/26/2018	0.0063 (J)
3/27/2018	
3/28/2018	
3/29/2018	
6/13/2018	
6/14/2018	
6/15/2018	0.0049 (J)
10/17/2018	
10/18/2018	
10/19/2018	
10/22/2018	0.005 (J)
2/27/2019	
3/1/2019	0.0044 (J)
4/2/2019	0.0041 (J)
4/3/2019	
4/4/2019	
9/26/2019	
9/27/2019	0.0012 (J)
9/30/2019	
2/24/2020	
2/25/2020	

Time Series

Constituent: Lithium (mg/L) Analysis Run 8/7/2024 11:20 AM

Plant Bowen Client: Southern Company Data: Bowen AP-1

	BGWC-30
2/26/2020	0.00096 (J)
3/19/2020	
3/20/2020	
3/23/2020	0.0014 (J)
3/24/2020	
3/25/2020	
9/24/2020	
9/25/2020	0.0011 (J)
9/28/2020	
2/18/2021	
2/19/2021	
2/23/2021	
3/8/2021	0.0012 (J)
3/24/2021	
3/25/2021	<0.03
3/26/2021	
3/29/2021	
8/19/2021	0.0012 (J)
8/20/2021	
8/23/2021	
2/11/2022	
2/14/2022	0.0015 (J)
2/15/2022	
2/16/2022	
7/27/2022	
7/28/2022	
8/1/2022	0.0012 (J)
8/2/2022	
10/21/2022	
1/26/2023	
1/27/2023	
1/30/2023	
2/1/2023	0.0018 (J)
2/2/2023	
2/7/2023	
8/17/2023	
8/18/2023	
8/21/2023	0.0012 (J)
8/22/2023	
8/23/2023	
8/25/2023	
1/30/2024	
2/1/2024	
2/2/2024	
2/5/2024	
2/6/2024	<0.03
2/8/2024	

ND substitution: RL or RL/2 if <15% NDs.

Time Series

Constituent: Lithium (mg/L) Analysis Run 8/7/2024 11:20 AM

Plant Bowen Client: Southern Company Data: Bowen AP-1

	BGWC-31	BGWC-32	BGWC-34D	BGWC-35D	BGWC-36D	BGWC-37D	BGWC-38D	BGWC-39	BGWC-40
10/17/2018					0.0044 (J)				
10/18/2018	<0.03								
10/19/2018			0.00098 (J)						
10/22/2018		<0.03		0.011 (J)					
4/2/2019					0.0021 (J)				
4/4/2019	<0.03		0.00068 (J)	0.0096 (J)					
4/5/2019		<0.03							
9/24/2019	<0.03		<0.03						
9/26/2019		<0.03		0.013					
9/27/2019					0.0028 (J)				
2/25/2020				0.011 (J)		0.044			
2/26/2020	<0.03				0.001 (J)				
2/27/2020		<0.03	<0.03				0.02 (J)	0.0036 (J)	
2/28/2020									0.00084 (J)
3/23/2020	<0.03				<0.03				
3/24/2020		<0.03	<0.03			0.025 (J)	0.019 (J)	0.0029 (J)	
3/25/2020				0.0092 (J)					0.00079 (J)
9/2/2020							0.0096 (J)		
9/25/2020		<0.03		0.0062 (J)		0.014 (J)			
9/28/2020	<0.03		<0.03		0.0011 (J)				
9/29/2020								0.0066 (J)	<0.03
2/19/2021			<0.03						
2/22/2021	<0.03			0.014 (J)		0.0092 (J)		0.0038 (J)	<0.03
2/23/2021		<0.03							
3/8/2021					0.0017 (J)				
3/9/2021							0.011 (J)		
3/25/2021					0.0022 (J)				
3/26/2021				0.02 (J)		0.0066 (J)			
3/29/2021	<0.03						0.012 (J)		
3/30/2021		<0.03	<0.03						0.00086 (J)
3/31/2021								0.0039 (J)	
8/19/2021							0.0066 (J)		
8/20/2021	<0.03			0.016 (J)		0.004 (J)			
8/23/2021					0.0022 (J)				
8/24/2021			<0.03					0.0056 (J)	0.001 (J)
8/25/2021		<0.03							
2/14/2022					0.002 (J)		0.0061 (J)		
2/15/2022									
2/16/2022	<0.03	<0.15 (o)	<0.03					0.0042 (J)	<0.15 (o)
2/17/2022				0.018 (J)		<0.15 (o)			
7/28/2022	<0.03		<0.03	0.016 (J)		0.0026 (J)			<0.03
7/29/2022		<0.03			0.0012 (J)				
8/2/2022							0.009 (J)	0.0038 (J)	
1/27/2023	<0.03								
1/30/2023			<0.03	0.021 (J)		0.0025 (J)			
1/31/2023		<0.03							<0.03
2/1/2023					0.0013 (J)				
2/2/2023								0.0029 (J)	
2/7/2023							0.0011 (J)		
8/18/2023	<0.03	<0.03	<0.03						<0.03
8/21/2023					0.0012 (J)		<0.03		
8/23/2023								0.0034 (J)	

ND substitution: RL or RL/2 if <15% NDs.

Time Series

Constituent: Lithium (mg/L) Analysis Run 8/7/2024 11:20 AM

Plant Bowen Client: Southern Company Data: Bowen AP-1

	BGWC-31	BGWC-32	BGWC-34D	BGWC-35D	BGWC-36D	BGWC-37D	BGWC-38D	BGWC-39	BGWC-40
8/24/2023				0.023 (J)		0.003 (J)			
1/30/2024					0.0016 (J)				
2/2/2024	<0.03								
2/5/2024			<0.03						
2/6/2024							0.0023 (J)		
2/7/2024				0.023 (J)		0.0029 (J)			<0.03
2/8/2024		<0.03						0.0048 (J)	

ND substitution: RL or RL/2 if <15% NDs.

Time Series

Constituent: Lithium (mg/L) Analysis Run 8/7/2024 11:20 AM

Plant Bowen Client: Southern Company Data: Bowen AP-1

	BGWC-41D
10/17/2018	
10/18/2018	
10/19/2018	
10/22/2018	
4/2/2019	
4/4/2019	
4/5/2019	
9/24/2019	
9/26/2019	
9/27/2019	
2/25/2020	
2/26/2020	
2/27/2020	
2/28/2020	
3/23/2020	
3/24/2020	
3/25/2020	
9/2/2020	0.00092 (J)
9/25/2020	
9/28/2020	
9/29/2020	
2/19/2021	
2/22/2021	0.0017 (J)
2/23/2021	
3/8/2021	
3/9/2021	
3/25/2021	
3/26/2021	
3/29/2021	
3/30/2021	
3/31/2021	0.0017 (J)
8/19/2021	
8/20/2021	
8/23/2021	
8/24/2021	0.0024 (J)
8/25/2021	
2/14/2022	
2/15/2022	0.002 (J)
2/16/2022	
2/17/2022	
7/28/2022	
7/29/2022	0.0018 (J)
8/2/2022	
1/27/2023	
1/30/2023	
1/31/2023	
2/1/2023	0.0019 (J)
2/2/2023	
2/7/2023	
8/18/2023	
8/21/2023	
8/23/2023	<0.03

ND substitution: RL or RL/2 if <15% NDs.

Time Series

Constituent: Lithium (mg/L) Analysis Run 8/7/2024 11:20 AM

Plant Bowen Client: Southern Company Data: Bowen AP-1

	BGWC-41D
8/24/2023	
1/30/2024	
2/2/2024	
2/5/2024	
2/6/2024	
2/7/2024	0.0022 (J)
2/8/2024	

Time Series

Constituent: Lithium (mg/L) Analysis Run 8/7/2024 11:20 AM

Plant Bowen Client: Southern Company Data: Bowen AP-1

	BGWC-42D	BGWC-43D	BGWC-44D	BGWC-49D	BGWC-50D	BGWC-51	BGWC-52	BGWC-7	BGWC-8
6/6/2016									
6/7/2016									<0.03
6/8/2016								0.0079	
8/10/2016									<0.03
8/11/2016								0.0093 (J)	
10/4/2016									<0.03
10/5/2016									
10/6/2016								0.0102 (J)	
12/2/2016									<0.03
12/5/2016									
12/6/2016								0.0094 (J)	
2/14/2017									<0.03
2/15/2017								<0.03	
4/14/2017									<0.03
4/17/2017									
4/18/2017								0.0086 (J)	
5/26/2017									<0.03
6/2/2017								0.0102 (J)	
7/10/2017									<0.03
7/11/2017									
7/14/2017								0.0092 (J)	
3/26/2018									<0.03
3/27/2018								0.0087 (J)	
6/12/2018									<0.03
6/13/2018								0.0084 (J)	
10/16/2018									0.001 (J)
10/17/2018									
10/18/2018								0.0083 (J)	
2/25/2019									<0.03
2/28/2019								0.0086 (J)	
4/1/2019									<0.03
4/2/2019								0.0073 (J)	
9/24/2019								0.0083 (J)	<0.03
2/19/2020									<0.03
2/20/2020									
2/21/2020								0.0088 (J)	
3/18/2020									<0.03
3/19/2020								0.0097 (J)	
9/3/2020	0.0014 (J)	0.023 (J)	0.0016 (J)						
9/23/2020									<0.03
9/24/2020									
9/25/2020								0.0065 (J)	
1/28/2021						0.0017 (J)	0.0037 (J)		
2/16/2021									<0.03
2/17/2021									
2/18/2021			0.0035 (J)					0.0072 (J)	
2/22/2021	<0.03								
2/23/2021						0.0015 (J)	0.0038 (J)		
3/8/2021		0.024 (J)							
3/24/2021									<0.03
3/29/2021		0.026 (J)							
3/30/2021						0.0035 (J)	0.0038 (J)	0.0084 (J)	

ND substitution: RL or RL/2 if <15% NDs.

Time Series

Constituent: Lithium (mg/L) Analysis Run 8/7/2024 11:20 AM

Plant Bowen Client: Southern Company Data: Bowen AP-1

	BGWC-42D	BGWC-43D	BGWC-44D	BGWC-49D	BGWC-50D	BGWC-51	BGWC-52	BGWC-7	BGWC-8
3/31/2021			0.0029 (J)						
4/1/2021	0.0022 (J)								
4/19/2021				0.0083 (J)	<0.03				
8/18/2021			0.0027 (J)		<0.03				<0.03
8/19/2021								0.007 (J)	
8/20/2021	0.0012 (J)								
8/23/2021		0.031				0.0011 (J)	0.0033 (J)		
8/24/2021				0.01 (J)					
2/9/2022			0.0036 (J)		<0.03				
2/10/2022									<0.03
2/11/2022								0.0074 (J)	
2/14/2022						<0.03	0.002 (J)		
2/15/2022		0.027 (J)							
2/17/2022	<0.15 (o)			0.0076 (J)					
7/26/2022			0.0037 (J)		<0.03				<0.03
7/28/2022	0.0016 (J)						0.00088 (J)	0.0061 (J)	
8/1/2022		0.025 (J)		0.0057 (J)		<0.03			
1/25/2023			0.004 (J)		0.0019 (J)				
1/26/2023								0.0065 (J)	<0.03
1/30/2023	<0.03								
1/31/2023						<0.03	0.0011 (J)		
2/1/2023				0.0042 (J)					
2/7/2023		0.016 (J)							
8/15/2023			0.0063 (J)		0.0015 (J)				
8/16/2023									<0.03
8/17/2023								0.0059 (J)	
8/21/2023						<0.03			
8/22/2023				0.0065 (J)			<0.03		
8/23/2023		0.022 (J)							
8/24/2023	0.0017 (J)								
1/30/2024		0.017 (J)							
1/31/2024			0.0059 (J)		0.0019 (J)				
2/1/2024									<0.03
2/2/2024								0.0066 (J)	
2/5/2024						<0.03	<0.03		
2/6/2024				0.0058 (J)					
2/7/2024	0.0021 (J)								

ND substitution: RL or RL/2 if <15% NDs.

Time Series

Constituent: Lithium (mg/L) Analysis Run 8/7/2024 11:20 AM

Plant Bowen Client: Southern Company Data: Bowen AP-1

	BGWC-9
6/6/2016	<0.03
6/7/2016	
6/8/2016	
8/10/2016	
8/11/2016	<0.03
10/4/2016	
10/5/2016	<0.03
10/6/2016	
12/2/2016	
12/5/2016	<0.03
12/6/2016	
2/14/2017	
2/15/2017	<0.03
4/14/2017	
4/17/2017	0.0013 (J)
4/18/2017	
5/26/2017	0.0013 (J)
6/2/2017	
7/10/2017	
7/11/2017	<0.03
7/14/2017	
3/26/2018	
3/27/2018	0.0014 (J)
6/12/2018	0.0012 (J)
6/13/2018	
10/16/2018	
10/17/2018	<0.03
10/18/2018	
2/25/2019	
2/28/2019	
4/1/2019	0.0012 (J)
4/2/2019	
9/24/2019	0.0011 (J)
2/19/2020	
2/20/2020	0.002 (J)
2/21/2020	
3/18/2020	
3/19/2020	0.0019 (J)
9/3/2020	
9/23/2020	
9/24/2020	0.0011 (J)
9/25/2020	
1/28/2021	
2/16/2021	
2/17/2021	0.0013 (J)
2/18/2021	
2/22/2021	
2/23/2021	
3/8/2021	
3/24/2021	0.0014 (J)
3/29/2021	
3/30/2021	

Time Series

Constituent: Lithium (mg/L) Analysis Run 8/7/2024 11:20 AM

Plant Bowen Client: Southern Company Data: Bowen AP-1

	BGWC-9
3/31/2021	
4/1/2021	
4/19/2021	
8/18/2021	0.0013 (J)
8/19/2021	
8/20/2021	
8/23/2021	
8/24/2021	
2/9/2022	
2/10/2022	0.0016 (J)
2/11/2022	
2/14/2022	
2/15/2022	
2/17/2022	
7/26/2022	0.0014 (J)
7/28/2022	
8/1/2022	
1/25/2023	
1/26/2023	0.0018 (J)
1/30/2023	
1/31/2023	
2/1/2023	
2/7/2023	
8/15/2023	
8/16/2023	
8/17/2023	0.0015 (J)
8/21/2023	
8/22/2023	
8/23/2023	
8/24/2023	
1/30/2024	
1/31/2024	
2/1/2024	0.002 (J)
2/2/2024	
2/5/2024	
2/6/2024	
2/7/2024	

Time Series

Constituent: Mercury (mg/L) Analysis Run 8/7/2024 11:20 AM

Plant Bowen Client: Southern Company Data: Bowen AP-1

	BGWA-2 (bg)	BGWA-29 (bg)	BGWA-33 (bg)	BGWA-47D (bg)	BGWA-48D (bg)	BGWA-6	BGWC-10	BGWC-12	BGWC-14A
6/6/2016	7.7E-05 (J)					8.4E-05 (J)			
6/7/2016							0.0001 (J)	0.0001 (J)	
8/9/2016	<0.0002								
8/10/2016						<0.0002			
8/11/2016									
8/12/2016								<0.0002	
8/16/2016							<0.0002		
8/22/2016		<0.0002							
10/3/2016	<0.0002								
10/4/2016		<0.0002				<0.0002			
10/6/2016								<0.0002	
10/7/2016							<0.0002		
11/29/2016	<0.0002								
12/1/2016		<0.0002				<0.0002			
12/5/2016								<0.0002	
12/6/2016							<0.0002		
1/10/2017		<0.0002							
2/13/2017	<0.0002								
2/14/2017		<0.0002				<0.0002			
2/15/2017								<0.0002	
2/16/2017							<0.0002		
4/13/2017	<0.0002					<0.0002			
4/14/2017		<0.0002							
4/18/2017							<0.0002	<0.0002	
5/25/2017	<0.0002	<0.0002				<0.0002			
5/30/2017									
6/2/2017							<0.0002	<0.0002	
7/7/2017	<0.0002					<0.0002			
7/10/2017		<0.0002							
7/12/2017							<0.0002		
7/13/2017								<0.0002	
7/14/2017									
3/26/2018	<0.0002	<0.0002							
3/27/2018							<0.0002		
3/28/2018								<0.0002	
2/25/2019	<0.0002								
2/27/2019		6.5E-05 (J)							
2/28/2019							4.8E-05 (J)	5.8E-05 (J)	
4/1/2019	<0.0002	<0.0002						<0.0002	
4/2/2019						<0.0002	<0.0002		
4/3/2019			<0.0002						
9/23/2019	<0.0002	<0.0002				<0.0002			
9/25/2019							<0.0002	<0.0002	
9/26/2019									
9/27/2019			<0.0002						
2/18/2020	<0.0002					<0.0002			
2/19/2020		<0.0002							
2/20/2020							<0.0002		
2/21/2020			<0.0002						
2/24/2020								<0.0002	
3/18/2020	<0.0002	<0.0002							
3/19/2020						<0.0002		<0.0002	

ND substitution: RL or RL/2 if <15% NDs.

Time Series

Constituent: Mercury (mg/L) Analysis Run 8/7/2024 11:20 AM

Plant Bowen Client: Southern Company Data: Bowen AP-1

	BGWA-2 (bg)	BGWA-29 (bg)	BGWA-33 (bg)	BGWA-47D (bg)	BGWA-48D (bg)	BGWA-6	BGWC-10	BGWC-12	BGWC-14A
3/20/2020			<0.0002						
3/23/2020							<0.0002		
5/22/2020				<0.0002					<0.0002
5/25/2020					<0.0002				
6/23/2020				<0.0002	<0.0002				<0.0002
7/28/2020				<0.0002	<0.0002				<0.0002
9/2/2020				<0.0002					<0.0002
9/3/2020					<0.0002				
9/23/2020	<0.0002	<0.0002				<0.0002			
9/24/2020							<0.0002		
9/25/2020			8.7E-05 (J)					<0.0002	
10/1/2020				<0.0002	<0.0002				<0.0002
11/10/2020				<0.0002	<0.0002				<0.0002
12/15/2020				<0.0002	<0.0002				<0.0002
1/20/2021				<0.0002	<0.0002				<0.0002
2/16/2021	<0.0002	<0.0002							
2/17/2021				<0.0002	<0.0002				
2/18/2021						<0.0002	<0.0002		<0.0002
2/19/2021			<0.0002					<0.0002	
3/23/2021		<0.0002							
3/24/2021								<0.0002	<0.0002
3/25/2021				<0.0002	<0.0002				
3/26/2021	<0.0002								
3/30/2021							<0.0002		
3/31/2021						<0.0002			
4/1/2021			<0.0002						
8/16/2021	<0.0002	<0.0002		<0.0002	<0.0002	<0.0002			
8/18/2021							<0.0002	<0.0002	<0.0002
8/25/2021			<0.0002						
2/9/2022	<0.0002			<0.0002	<0.0002	<0.0002			<0.0002
2/10/2022		<0.0002							
2/11/2022							<0.0002	<0.0002	
2/16/2022			<0.0002						
7/26/2022	0.00019 (J)	0.00015 (J)		0.00022	0.00014 (J)	<0.0002			0.00016 (J)
7/27/2022								<0.0002	
7/28/2022							<0.0002		
8/3/2022			<0.0002						
1/24/2023	<0.0002	<0.0002		0.00022	<0.0002				
1/25/2023						<0.0002			
1/26/2023								0.00013 (J)	<0.0002
1/27/2023							0.00018 (J)		
2/2/2023			<0.0002						
8/15/2023				<0.0002		<0.0002			
8/16/2023		<0.0002			<0.0002			<0.0002	<0.0002
8/17/2023							<0.0002		
8/21/2023	<0.0002								
8/23/2023			<0.0002						
1/31/2024				<0.0002	<0.0002	<0.0002			
2/1/2024							<0.0002	<0.0002	0.00015 (J)
2/5/2024		<0.0002							
2/7/2024			<0.0002						
2/8/2024	<0.0002								

ND substitution: RL or RL/2 if <15% NDs.

Time Series

Constituent: Mercury (mg/L) Analysis Run 8/7/2024 11:20 AM

Plant Bowen Client: Southern Company Data: Bowen AP-1

	BGWC-16
6/6/2016	
6/7/2016	9.8E-05 (J)
8/9/2016	
8/10/2016	
8/11/2016	<0.0002
8/12/2016	
8/16/2016	
8/22/2016	
10/3/2016	
10/4/2016	
10/6/2016	
10/7/2016	<0.0002
11/29/2016	
12/1/2016	
12/5/2016	
12/6/2016	<0.0002
1/10/2017	
2/13/2017	
2/14/2017	
2/15/2017	
2/16/2017	<0.0002
4/13/2017	
4/14/2017	
4/18/2017	<0.0002
5/25/2017	
5/30/2017	<0.0002
6/2/2017	
7/7/2017	
7/10/2017	
7/12/2017	
7/13/2017	
7/14/2017	<0.0002
3/26/2018	
3/27/2018	<0.0002
3/28/2018	
2/25/2019	<0.0002
2/27/2019	
2/28/2019	
4/1/2019	
4/2/2019	<0.0002
4/3/2019	
9/23/2019	
9/25/2019	
9/26/2019	<0.0002
9/27/2019	
2/18/2020	
2/19/2020	
2/20/2020	<0.0002
2/21/2020	
2/24/2020	
3/18/2020	
3/19/2020	<0.0002

ND substitution: RL or RL/2 if <15% NDs.

Time Series

Constituent: Mercury (mg/L) Analysis Run 8/7/2024 11:20 AM

Plant Bowen Client: Southern Company Data: Bowen AP-1

	BGWC-16
3/20/2020	
3/23/2020	
5/22/2020	
5/25/2020	
6/23/2020	
7/28/2020	
9/2/2020	
9/3/2020	
9/23/2020	
9/24/2020	<0.0002
9/25/2020	
10/1/2020	
11/10/2020	
12/15/2020	
1/20/2021	
2/16/2021	
2/17/2021	
2/18/2021	<0.0002
2/19/2021	
3/23/2021	
3/24/2021	<0.0002
3/25/2021	
3/26/2021	
3/30/2021	
3/31/2021	
4/1/2021	
8/16/2021	
8/18/2021	0.0002 (J)
8/25/2021	
2/9/2022	
2/10/2022	
2/11/2022	<0.0002
2/16/2022	
7/26/2022	
7/27/2022	<0.0002
7/28/2022	
8/3/2022	
1/24/2023	
1/25/2023	
1/26/2023	0.00015 (J)
1/27/2023	
2/2/2023	
8/15/2023	
8/16/2023	
8/17/2023	<0.0002
8/21/2023	
8/23/2023	
1/31/2024	
2/1/2024	<0.0002
2/5/2024	
2/7/2024	
2/8/2024	

ND substitution: RL or RL/2 if <15% NDs.

Time Series

Constituent: Mercury (mg/L) Analysis Run 8/7/2024 11:20 AM

Plant Bowen Client: Southern Company Data: Bowen AP-1

	BGWC-17	BGWC-18	BGWC-19	BGWC-20	BGWC-21	BGWC-22	BGWC-23	BGWC-24	BGWC-25
6/7/2016	0.00017 (J)								
6/8/2016		<0.0002	<0.0002	<0.0002	<0.0002	9.2E-05 (J)			<0.0002
6/9/2016							<0.0002	<0.0002	
8/11/2016	0.00019 (J)								
8/12/2016		<0.0002	<0.0002	<0.0002					
8/15/2016									<0.0002
8/18/2016					<0.0002	<0.0002	<0.0002	<0.0002	
10/7/2016	0.00014 (J)	<0.0002	<0.0002						
10/10/2016				<0.0002	<0.0002	<0.0002	<0.0002	4E-05 (J)	<0.0002
12/6/2016	0.00016 (J)	<0.0002							
12/7/2016			8E-05 (J)	<0.0002			5E-05 (J)	7E-05 (J)	
12/8/2016					<0.0002	<0.0002			<0.0002
1/23/2017									
2/7/2017									
2/16/2017	0.00017 (J)	<0.0002	<0.0002						
2/17/2017				<0.0002	<0.0002	<0.0002			
2/20/2017							<0.0002	5E-05 (J)	<0.0002
3/27/2017									
4/17/2017									
4/19/2017	0.00014 (J)	<0.0002	<0.0002	<0.0002	<0.0002		<0.0002	0.00016 (J)	
4/20/2017						<0.0002			<0.0002
5/22/2017									
5/30/2017	0.00023 (J)								
6/1/2017		<0.0002	<0.0002	<0.0002	<0.0002				<0.0002
6/5/2017						<0.0002	<0.0002	0.00013 (J)	
7/11/2017									
7/14/2017	0.00016 (J)	<0.0002	<0.0002						
7/17/2017							<0.0002	0.00013 (J)	<0.0002
7/18/2017				<0.0002	<0.0002				
7/19/2017						<0.0002			
8/23/2017									
3/26/2018									
3/27/2018	<0.0002	<0.0002	<0.0002						
3/28/2018				<0.0002	<0.0002				<0.0002
3/29/2018						<0.0002	<0.0002	<0.0002	
2/27/2019	0.00029 (J)	7.9E-05 (J)		6.6E-05 (J)					
3/1/2019			5E-05 (J)			4.2E-05 (J)	4.4E-05 (J)	0.00093	4.7E-05 (J)
4/2/2019	0.0004	<0.0002							
4/3/2019			<0.0002	<0.0002	<0.0002	<0.0002	<0.0002	0.0013	
4/4/2019									<0.0002
9/26/2019	<0.0002	<0.0002	<0.0002	<0.0002					
9/27/2019						<0.0002	<0.0002		
9/30/2019					<0.0002			0.0011	<0.0002
2/24/2020	0.0003 (J)	<0.0002	<0.0002	<0.0002					
2/25/2020						<0.0002	<0.0002		
2/26/2020					<0.0002			0.0011	<0.0002
3/19/2020	0.00017 (J)								
3/20/2020		<0.0002	<0.0002		<0.0002	<0.0002			
3/23/2020				<0.0002			<0.0002		
3/24/2020									<0.0002
3/25/2020								0.0011	
9/24/2020	0.00027 (J)	<0.0002			<0.0002	<0.0002	<0.0002		

ND substitution: RL or RL/2 if <15% NDs.

Time Series

Constituent: Mercury (mg/L) Analysis Run 8/7/2024 11:20 AM

Plant Bowen Client: Southern Company Data: Bowen AP-1

	BGWC-17	BGWC-18	BGWC-19	BGWC-20	BGWC-21	BGWC-22	BGWC-23	BGWC-24	BGWC-25
9/25/2020								0.0036	
9/28/2020			<0.0002	<0.0002					<0.0002
2/18/2021	0.00017 (J)	<0.0002	<0.0002	<0.0002					
2/19/2021					<0.0002	<0.0002	<0.0002	0.0033	
2/23/2021									<0.0002
3/8/2021									
3/24/2021	0.00012 (J)	<0.0002							
3/25/2021									
3/26/2021			<0.0002				<0.0002	0.0058	<0.0002
3/29/2021				<0.0002	<0.0002	<0.0002			
8/19/2021	<0.0002	<0.0002							<0.0002
8/20/2021			<0.0002	<0.0002	<0.0002				
8/23/2021						<0.0002	<0.0002	0.00026	
2/11/2022	<0.0002								
2/14/2022							<0.0002		
2/15/2022						<0.0002		0.0014	
2/16/2022		<0.0002	<0.0002	<0.0002	<0.0002				<0.0002
7/27/2022	0.00025	<0.0002	<0.0002	<0.0002					<0.0002
7/28/2022					<0.0002				
8/1/2022							<0.0002		
8/2/2022						<0.0002		<0.0002	
10/21/2022								0.00026	
1/26/2023	0.00027	<0.0002							
1/27/2023			0.00018 (J)		0.00021				0.00015 (J)
1/30/2023				<0.0002					
2/1/2023								0.00059	
2/2/2023							<0.0002		
2/7/2023						<0.0002			
8/17/2023	0.00031	<0.0002							<0.0002
8/18/2023			<0.0002	<0.0002					
8/21/2023									
8/22/2023						<0.0002			
8/23/2023					<0.0002		0.00013 (J)		
8/25/2023								0.0023	
1/30/2024								0.00062	
2/1/2024	0.00031								
2/2/2024		<0.0002	<0.0002						
2/5/2024				<0.0002	<0.0002				<0.0002
2/6/2024									
2/8/2024						<0.0002	<0.0002		

ND substitution: RL or RL/2 if <15% NDs.

Time Series

Constituent: Mercury (mg/L) Analysis Run 8/7/2024 11:20 AM

Plant Bowen Client: Southern Company Data: Bowen AP-1

	BGWC-30
6/7/2016	
6/8/2016	
6/9/2016	
8/11/2016	
8/12/2016	
8/15/2016	
8/18/2016	
10/7/2016	
10/10/2016	
12/6/2016	
12/7/2016	
12/8/2016	
1/23/2017	8E-05 (J)
2/7/2017	0.00011 (J)
2/16/2017	
2/17/2017	
2/20/2017	
3/27/2017	8E-05 (J)
4/17/2017	4E-05 (J)
4/19/2017	
4/20/2017	
5/22/2017	<0.0002
5/30/2017	
6/1/2017	
6/5/2017	6E-05 (J)
7/11/2017	9.1E-05 (J)
7/14/2017	
7/17/2017	
7/18/2017	
7/19/2017	
8/23/2017	5E-05 (J)
3/26/2018	<0.0002
3/27/2018	
3/28/2018	
3/29/2018	
2/27/2019	
3/1/2019	0.0001 (J)
4/2/2019	<0.0002
4/3/2019	
4/4/2019	
9/26/2019	
9/27/2019	<0.0002
9/30/2019	
2/24/2020	
2/25/2020	
2/26/2020	<0.0002
3/19/2020	
3/20/2020	
3/23/2020	<0.0002
3/24/2020	
3/25/2020	
9/24/2020	

ND substitution: RL or RL/2 if <15% NDs.

Time Series

Constituent: Mercury (mg/L) Analysis Run 8/7/2024 11:20 AM

Plant Bowen Client: Southern Company Data: Bowen AP-1

	BGWC-30
9/25/2020	<0.0002
9/28/2020	
2/18/2021	
2/19/2021	
2/23/2021	
3/8/2021	<0.0002
3/24/2021	
3/25/2021	<0.0002
3/26/2021	
3/29/2021	
8/19/2021	<0.0002
8/20/2021	
8/23/2021	
2/11/2022	
2/14/2022	<0.0002
2/15/2022	
2/16/2022	
7/27/2022	
7/28/2022	
8/1/2022	<0.0002
8/2/2022	
10/21/2022	
1/26/2023	
1/27/2023	
1/30/2023	
2/1/2023	<0.0002
2/2/2023	
2/7/2023	
8/17/2023	
8/18/2023	
8/21/2023	<0.0002
8/22/2023	
8/23/2023	
8/25/2023	
1/30/2024	
2/1/2024	
2/2/2024	
2/5/2024	
2/6/2024	<0.0002
2/8/2024	

ND substitution: RL or RL/2 if <15% NDs.

Time Series

Constituent: Mercury (mg/L) Analysis Run 8/7/2024 11:20 AM

Plant Bowen Client: Southern Company Data: Bowen AP-1

	BGWC-31	BGWC-32	BGWC-34D	BGWC-35D	BGWC-36D	BGWC-37D	BGWC-38D	BGWC-39	BGWC-40
4/2/2019					<0.0002				
4/4/2019	<0.0002		<0.0002	<0.0002					
4/5/2019		<0.0002							
9/24/2019	<0.0002		<0.0002						
9/26/2019		<0.0002		<0.0002					
9/27/2019					<0.0002				
2/25/2020				<0.0002		<0.0002			
2/26/2020	<0.0002				0.00018 (J)				
2/27/2020		<0.0002	<0.0002				<0.0002	<0.0002	
2/28/2020									<0.0002
3/23/2020	<0.0002				<0.0002				
3/24/2020		<0.0002	<0.0002			<0.0002	<0.0002	<0.0002	
3/25/2020				<0.0002					<0.0002
9/2/2020							0.0001 (J)		
9/25/2020		<0.0002		<0.0002		<0.0002			
9/28/2020	<0.0002		<0.0002		<0.0002				
9/29/2020								<0.0002	<0.0002
2/19/2021			<0.0002						
2/22/2021	<0.0002			<0.0002		<0.0002		<0.0002	<0.0002
2/23/2021		<0.0002							
3/8/2021					<0.0002				
3/9/2021							<0.0002		
3/25/2021					<0.0002				
3/26/2021				<0.0002		<0.0002			
3/29/2021	<0.0002						<0.0002		
3/30/2021		<0.0002	<0.0002						<0.0002
3/31/2021								<0.0002	
8/19/2021							0.00012 (J)		
8/20/2021	<0.0002			<0.0002		<0.0002			
8/23/2021					<0.0002				
8/24/2021			<0.0002					<0.0002	<0.0002
8/25/2021		<0.0002							
2/14/2022					<0.0002		<0.0002		
2/15/2022									
2/16/2022	<0.0002	<0.0002	<0.0002					<0.0002	<0.0002
2/17/2022				<0.0002		<0.0002			
7/28/2022	0.00015 (J)		0.00014 (J)	0.00016 (J)		<0.0002			<0.0002
7/29/2022		<0.0002			<0.0002				
8/2/2022							0.00028	<0.0002	
1/27/2023	0.00014 (J)								
1/30/2023			0.00016 (J)	0.00014 (J)		<0.0002			
1/31/2023		<0.0002							<0.0002
2/1/2023					<0.0002				
2/2/2023								<0.0002	
2/7/2023							<0.0002		
8/18/2023	<0.0002	<0.0002	<0.0002						<0.0002
8/21/2023					0.00016 (J)		0.00057		
8/23/2023								<0.0002	
8/24/2023				<0.0002		<0.0002			
1/30/2024					<0.0002				
2/2/2024	<0.0002								
2/5/2024			<0.0002						

ND substitution: RL or RL/2 if <15% NDs.

Time Series

Constituent: Mercury (mg/L) Analysis Run 8/7/2024 11:20 AM

Plant Bowen Client: Southern Company Data: Bowen AP-1

	BGWC-31	BGWC-32	BGWC-34D	BGWC-35D	BGWC-36D	BGWC-37D	BGWC-38D	BGWC-39	BGWC-40
2/6/2024							<0.0002		
2/7/2024				<0.0002		<0.0002			<0.0002
2/8/2024		<0.0002						<0.0002	

ND substitution: RL or RL/2 if <15% NDs.

Time Series

Constituent: Mercury (mg/L) Analysis Run 8/7/2024 11:20 AM

Plant Bowen Client: Southern Company Data: Bowen AP-1

	BGWC-41D
4/2/2019	
4/4/2019	
4/5/2019	
9/24/2019	
9/26/2019	
9/27/2019	
2/25/2020	
2/26/2020	
2/27/2020	
2/28/2020	
3/23/2020	
3/24/2020	
3/25/2020	
9/2/2020	<0.0002
9/25/2020	
9/28/2020	
9/29/2020	
2/19/2021	
2/22/2021	<0.0002
2/23/2021	
3/8/2021	
3/9/2021	
3/25/2021	
3/26/2021	
3/29/2021	
3/30/2021	
3/31/2021	<0.0002
8/19/2021	
8/20/2021	
8/23/2021	
8/24/2021	<0.0002
8/25/2021	
2/14/2022	
2/15/2022	<0.0002
2/16/2022	
2/17/2022	
7/28/2022	
7/29/2022	<0.0002
8/2/2022	
1/27/2023	
1/30/2023	
1/31/2023	
2/1/2023	<0.0002
2/2/2023	
2/7/2023	
8/18/2023	
8/21/2023	
8/23/2023	0.00018 (J)
8/24/2023	
1/30/2024	
2/2/2024	
2/5/2024	

ND substitution: RL or RL/2 if <15% NDs.

Time Series

Constituent: Mercury (mg/L) Analysis Run 8/7/2024 11:20 AM

Plant Bowen Client: Southern Company Data: Bowen AP-1

	BGWC-41D
2/6/2024	
2/7/2024	<0.0002
2/8/2024	

ND substitution: RL or RL/2 if <15% NDs.

Time Series

Constituent: Mercury (mg/L) Analysis Run 8/7/2024 11:20 AM

Plant Bowen Client: Southern Company Data: Bowen AP-1

	BGWC-42D	BGWC-43D	BGWC-44D	BGWC-49D	BGWC-50D	BGWC-51	BGWC-52	BGWC-7	BGWC-8
6/6/2016									
6/7/2016									9.7E-05 (J)
6/8/2016								<0.0002	
8/10/2016									<0.0002
8/11/2016								<0.0002	
10/4/2016									<0.0002
10/5/2016									
10/6/2016								<0.0002	
12/2/2016									<0.0002
12/5/2016									
12/6/2016								<0.0002	
2/14/2017									<0.0002
2/15/2017								<0.0002	
4/14/2017									<0.0002
4/17/2017									
4/18/2017								<0.0002	
5/26/2017									<0.0002
6/2/2017								<0.0002	
7/10/2017									<0.0002
7/11/2017									
7/14/2017								<0.0002	
3/26/2018									<0.0002
3/27/2018								<0.0002	
2/25/2019									<0.0002
2/28/2019								5.3E-05 (J)	
4/1/2019									<0.0002
4/2/2019								<0.0002	
9/24/2019								<0.0002	<0.0002
2/19/2020									<0.0002
2/20/2020									
2/21/2020								<0.0002	
3/18/2020									<0.0002
3/19/2020								<0.0002	
9/3/2020	<0.0002	<0.0002	<0.0002						
9/23/2020									<0.0002
9/24/2020									
9/25/2020								<0.0002	
1/28/2021						0.0046	0.00019 (J)		
2/16/2021									<0.0002
2/17/2021									
2/18/2021			<0.0002					<0.0002	
2/22/2021	<0.0002								
2/23/2021						0.0033	<0.0002		
3/8/2021		<0.0002							
3/24/2021									<0.0002
3/29/2021		<0.0002							
3/30/2021						0.002	<0.0002	<0.0002	
3/31/2021			<0.0002						
4/1/2021	<0.0002								
4/19/2021				<0.0002	<0.0002				
8/18/2021			<0.0002		<0.0002				<0.0002
8/19/2021								<0.0002	

ND substitution: RL or RL/2 if <15% NDs.

Time Series

Constituent: Mercury (mg/L) Analysis Run 8/7/2024 11:20 AM

Plant Bowen Client: Southern Company Data: Bowen AP-1

	BGWC-42D	BGWC-43D	BGWC-44D	BGWC-49D	BGWC-50D	BGWC-51	BGWC-52	BGWC-7	BGWC-8
8/20/2021	<0.0002								
8/23/2021		<0.0002				0.0014	<0.0002		
8/24/2021				<0.0002					
2/9/2022			<0.0002		<0.0002				
2/10/2022									<0.0002
2/11/2022								<0.0002	
2/14/2022						0.00025	<0.0002		
2/15/2022		<0.0002							
2/17/2022	<0.0002			<0.0002					
7/26/2022			0.00017 (J)		<0.0002				0.00016 (J)
7/28/2022	<0.0002						<0.0002	<0.0002	
8/1/2022		<0.0002		<0.0002		<0.0002			
1/25/2023			<0.0002		<0.0002				
1/26/2023								<0.0002	<0.0002
1/30/2023	<0.0002								
1/31/2023						0.00021	0.00018 (J)		
2/1/2023				<0.0002					
2/7/2023		<0.0002							
8/15/2023			<0.0002		<0.0002				
8/16/2023									<0.0002
8/17/2023								<0.0002	
8/21/2023						0.00016 (J)			
8/22/2023				<0.0002			<0.0002		
8/23/2023		0.00015 (J)							
8/24/2023	<0.0002								
1/30/2024		<0.0002							
1/31/2024			<0.0002		<0.0002				
2/1/2024									<0.0002
2/2/2024								<0.0002	
2/5/2024						<0.0002	<0.0002		
2/6/2024				<0.0002					
2/7/2024	<0.0002								

ND substitution: RL or RL/2 if <15% NDs.

Time Series

Constituent: Mercury (mg/L) Analysis Run 8/7/2024 11:20 AM

Plant Bowen Client: Southern Company Data: Bowen AP-1

	BGWC-9
6/6/2016	8E-05 (J)
6/7/2016	
6/8/2016	
8/10/2016	
8/11/2016	<0.0002
10/4/2016	
10/5/2016	<0.0002
10/6/2016	
12/2/2016	
12/5/2016	<0.0002
12/6/2016	
2/14/2017	
2/15/2017	<0.0002
4/14/2017	
4/17/2017	<0.0002
4/18/2017	
5/26/2017	<0.0002
6/2/2017	
7/10/2017	
7/11/2017	<0.0002
7/14/2017	
3/26/2018	
3/27/2018	<0.0002
2/25/2019	
2/28/2019	
4/1/2019	<0.0002
4/2/2019	
9/24/2019	<0.0002
2/19/2020	
2/20/2020	<0.0002
2/21/2020	
3/18/2020	
3/19/2020	<0.0002
9/3/2020	
9/23/2020	
9/24/2020	<0.0002
9/25/2020	
1/28/2021	
2/16/2021	
2/17/2021	<0.0002
2/18/2021	
2/22/2021	
2/23/2021	
3/8/2021	
3/24/2021	<0.0002
3/29/2021	
3/30/2021	
3/31/2021	
4/1/2021	
4/19/2021	
8/18/2021	<0.0002
8/19/2021	

ND substitution: RL or RL/2 if <15% NDs.

Time Series

Constituent: Mercury (mg/L) Analysis Run 8/7/2024 11:20 AM

Plant Bowen Client: Southern Company Data: Bowen AP-1

	BGWC-9
8/20/2021	
8/23/2021	
8/24/2021	
2/9/2022	
2/10/2022	<0.0002
2/11/2022	
2/14/2022	
2/15/2022	
2/17/2022	
7/26/2022	0.00016 (J)
7/28/2022	
8/1/2022	
1/25/2023	
1/26/2023	0.00013 (J)
1/30/2023	
1/31/2023	
2/1/2023	
2/7/2023	
8/15/2023	
8/16/2023	
8/17/2023	<0.0002
8/21/2023	
8/22/2023	
8/23/2023	
8/24/2023	
1/30/2024	
1/31/2024	
2/1/2024	<0.0002
2/2/2024	
2/5/2024	
2/6/2024	
2/7/2024	

Time Series

Constituent: Molybdenum (mg/L) Analysis Run 8/7/2024 11:20 AM

Plant Bowen Client: Southern Company Data: Bowen AP-1

	BGWA-2 (bg)	BGWA-29 (bg)	BGWA-33 (bg)	BGWA-47D (bg)	BGWA-48D (bg)	BGWA-6	BGWC-10	BGWC-12	BGWC-14A
6/6/2016	0.0015 (J)					<0.01			
6/7/2016							0.0067 (J)	<0.01	
8/9/2016	0.0016 (J)								
8/10/2016						<0.01			
8/11/2016									
8/12/2016								<0.01	
8/16/2016							0.0032 (J)		
8/22/2016		<0.01							
10/3/2016	<0.01								
10/4/2016		<0.01				<0.01			
10/6/2016								<0.01	
10/7/2016							0.0032 (J)		
11/29/2016	0.0022 (J)								
12/1/2016		<0.01				<0.01			
12/5/2016								<0.01	
12/6/2016							0.0049 (J)		
1/10/2017		<0.01							
2/13/2017	0.002 (J)								
2/14/2017		<0.01				<0.01			
2/15/2017								<0.01	
2/16/2017							0.0039 (J)		
4/13/2017	0.0025 (J)					<0.01			
4/14/2017		<0.01							
4/18/2017							0.0032 (J)	<0.01	
5/25/2017	0.002 (J)	<0.01				<0.01			
5/30/2017									
6/2/2017							0.0035 (J)	<0.01	
7/7/2017	0.0017 (J)					<0.01			
7/10/2017		<0.01							
7/12/2017							0.0037 (J)		
7/13/2017								<0.01	
7/14/2017									
3/26/2018	<0.01	<0.01							
3/27/2018							0.0032 (J)		
3/28/2018								<0.01	
6/12/2018	<0.01	<0.01							
6/14/2018							0.0033 (J)	<0.01	
10/16/2018	<0.01	<0.01				<0.01			
10/17/2018								<0.01	
10/18/2018							0.0034 (J)		
2/25/2019	<0.01								
2/27/2019		<0.01							
2/28/2019							0.0035 (J)	<0.01	
4/1/2019	0.0014 (J)	0.00053 (J)						<0.01	
4/2/2019						0.00026 (J)	0.0032 (J)		
4/3/2019			0.034						
5/2/2019	<0.01								
7/9/2019			0.034						
9/23/2019	0.0017 (J)	<0.01				<0.01			
9/25/2019							0.0035 (J)	<0.01	
9/26/2019									
9/27/2019			0.019						

ND substitution: RL or RL/2 if <15% NDs.

Time Series

Constituent: Molybdenum (mg/L) Analysis Run 8/7/2024 11:20 AM

Plant Bowen Client: Southern Company Data: Bowen AP-1

	BGWA-2 (bg)	BGWA-29 (bg)	BGWA-33 (bg)	BGWA-47D (bg)	BGWA-48D (bg)	BGWA-6	BGWC-10	BGWC-12	BGWC-14A
2/18/2020	<0.01					<0.01			
2/19/2020		<0.01							
2/20/2020							0.0037 (J)		
2/21/2020			0.029						
2/24/2020								<0.01	
3/18/2020	0.0012 (J)	<0.01							
3/19/2020						<0.01		<0.01	
3/20/2020			0.032						
3/23/2020							0.0035 (J)		
5/22/2020				0.0011 (J)					0.0012 (J)
5/25/2020					0.003 (J)				
6/23/2020				<0.01	0.0048 (J)				<0.01
7/28/2020				<0.01	0.0073 (J)				0.00094 (J)
9/2/2020				<0.01					0.0013 (J)
9/3/2020					0.0074 (J)				
9/23/2020	<0.01	<0.01				<0.01			
9/24/2020							0.0032 (J)		
9/25/2020			0.032					<0.01	
10/1/2020				<0.01	0.0046 (J)				0.0017 (J)
11/10/2020				<0.01	0.0016 (J)				0.0016 (J)
12/15/2020				<0.01	0.0021				0.0019
1/20/2021				<0.01	0.0018 (J)				0.0016 (J)
2/16/2021	0.0011 (J)	<0.01							
2/17/2021				<0.01	0.0017 (J)				
2/18/2021						<0.01	0.0036 (J)		0.0045 (J)
2/19/2021			0.029					<0.01	
3/23/2021		<0.01							
3/24/2021								<0.01	<0.01
3/25/2021				<0.01	0.0015 (J)				
3/26/2021	0.00092 (J)								
3/30/2021							0.0035 (J)		
3/31/2021						0.001 (J)			
4/1/2021			0.026						
8/16/2021	<0.01	<0.01		<0.01	0.0011 (J)	<0.01			
8/18/2021							0.0029 (J)	<0.01	0.0011 (J)
8/25/2021			0.031						
2/9/2022	<0.01			<0.01	0.00093 (J)	<0.01			<0.01
2/10/2022		<0.01							
2/11/2022							0.003 (J)	<0.01	
2/16/2022			0.025						
7/26/2022	<0.01	<0.01		<0.01	0.0039 (J)	<0.01			0.0015 (J)
7/27/2022								<0.01	
7/28/2022							0.0028 (J)		
8/3/2022			0.0094 (J)						
1/24/2023	<0.01	<0.01		<0.01	0.007 (J)				
1/25/2023						<0.01			
1/26/2023								<0.01	0.0016 (J)
1/27/2023							0.0025 (J)		
2/2/2023			0.0077 (J)						
8/15/2023				<0.01		<0.01			
8/16/2023		<0.01			0.004 (J)			<0.01	0.0016 (J)
8/17/2023							0.0025 (J)		

ND substitution: RL or RL/2 if <15% NDs.

Time Series

Constituent: Molybdenum (mg/L) Analysis Run 8/7/2024 11:20 AM

Plant Bowen Client: Southern Company Data: Bowen AP-1

	BGWA-2 (bg)	BGWA-29 (bg)	BGWA-33 (bg)	BGWA-47D (bg)	BGWA-48D (bg)	BGWA-6	BGWC-10	BGWC-12	BGWC-14A
8/21/2023	<0.01								
8/23/2023			0.0085 (J)						
1/31/2024				<0.01	0.0026 (J)	0.00063 (J)			
2/1/2024							0.002 (J)	<0.01	0.0018 (J)
2/5/2024		<0.01							
2/7/2024			0.014						
2/8/2024	<0.01								

ND substitution: RL or RL/2 if <15% NDs.

Time Series

Constituent: Molybdenum (mg/L) Analysis Run 8/7/2024 11:20 AM

Plant Bowen Client: Southern Company Data: Bowen AP-1

	BGWC-16
6/6/2016	
6/7/2016	<0.01
8/9/2016	
8/10/2016	
8/11/2016	<0.01
8/12/2016	
8/16/2016	
8/22/2016	
10/3/2016	
10/4/2016	
10/6/2016	
10/7/2016	<0.01
11/29/2016	
12/1/2016	
12/5/2016	
12/6/2016	<0.01
1/10/2017	
2/13/2017	
2/14/2017	
2/15/2017	
2/16/2017	<0.01
4/13/2017	
4/14/2017	
4/18/2017	<0.01
5/25/2017	
5/30/2017	<0.01
6/2/2017	
7/7/2017	
7/10/2017	
7/12/2017	
7/13/2017	
7/14/2017	<0.01
3/26/2018	
3/27/2018	<0.01
3/28/2018	
6/12/2018	<0.01
6/14/2018	
10/16/2018	
10/17/2018	
10/18/2018	<0.01
2/25/2019	<0.01
2/27/2019	
2/28/2019	
4/1/2019	
4/2/2019	<0.01
4/3/2019	
5/2/2019	
7/9/2019	
9/23/2019	
9/25/2019	
9/26/2019	<0.01
9/27/2019	

ND substitution: RL or RL/2 if <15% NDs.

Time Series

Constituent: Molybdenum (mg/L) Analysis Run 8/7/2024 11:20 AM

Plant Bowen Client: Southern Company Data: Bowen AP-1

	BGWC-16
2/18/2020	
2/19/2020	
2/20/2020	<0.01
2/21/2020	
2/24/2020	
3/18/2020	
3/19/2020	<0.01
3/20/2020	
3/23/2020	
5/22/2020	
5/25/2020	
6/23/2020	
7/28/2020	
9/2/2020	
9/3/2020	
9/23/2020	
9/24/2020	<0.01
9/25/2020	
10/1/2020	
11/10/2020	
12/15/2020	
1/20/2021	
2/16/2021	
2/17/2021	
2/18/2021	<0.01
2/19/2021	
3/23/2021	
3/24/2021	<0.01
3/25/2021	
3/26/2021	
3/30/2021	
3/31/2021	
4/1/2021	
8/16/2021	
8/18/2021	<0.01
8/25/2021	
2/9/2022	
2/10/2022	
2/11/2022	<0.01
2/16/2022	
7/26/2022	
7/27/2022	<0.01
7/28/2022	
8/3/2022	
1/24/2023	
1/25/2023	
1/26/2023	<0.01
1/27/2023	
2/2/2023	
8/15/2023	
8/16/2023	
8/17/2023	<0.01

ND substitution: RL or RL/2 if <15% NDs.

Time Series

Constituent: Molybdenum (mg/L) Analysis Run 8/7/2024 11:20 AM

Plant Bowen Client: Southern Company Data: Bowen AP-1

	BGWC-16
8/21/2023	
8/23/2023	
1/31/2024	
2/1/2024	<0.01
2/5/2024	
2/7/2024	
2/8/2024	

ND substitution: RL or RL/2 if <15% NDs.

Time Series

Constituent: Molybdenum (mg/L) Analysis Run 8/7/2024 11:20 AM

Plant Bowen Client: Southern Company Data: Bowen AP-1

	BGWC-17	BGWC-18	BGWC-19	BGWC-20	BGWC-21	BGWC-22	BGWC-23	BGWC-24	BGWC-25
6/7/2016	<0.01								
6/8/2016		<0.01	<0.01	0.011 (J)	0.0027 (J)	0.07			0.0064 (J)
6/9/2016							0.013 (J)	0.0024 (J)	
8/11/2016	<0.01								
8/12/2016		<0.01	<0.01	0.0127					
8/15/2016									0.0039 (J)
8/18/2016					0.0023 (J)	0.0758	0.0136	0.0034 (J)	
10/7/2016	<0.01	<0.01	<0.01						
10/10/2016				0.0136	0.0025 (J)	0.0712	0.0134	0.0047 (J)	0.0029 (J)
12/6/2016	<0.01	<0.01							
12/7/2016			<0.01	0.0139			0.0128	0.0066 (J)	
12/8/2016					<0.01	0.0682			<0.01
1/23/2017									
2/7/2017									
2/16/2017	<0.01	<0.01	<0.01						
2/17/2017				0.0148	<0.01	0.066			
2/20/2017							0.0122	0.0026 (J)	0.0024 (J)
3/27/2017									
4/17/2017									
4/19/2017	<0.01	<0.01	<0.01	0.012	0.0014 (J)		0.0124	0.002 (J)	
4/20/2017						0.0662			0.0019 (J)
5/22/2017									
5/30/2017	<0.01								
6/1/2017		<0.01	<0.01	0.0125	0.0012 (J)				0.0026 (J)
6/5/2017						0.071	0.0115	0.0015 (J)	
7/11/2017									
7/14/2017	<0.01	<0.01	<0.01						
7/17/2017							0.0131	0.0013 (J)	0.0024 (J)
7/18/2017				0.0155	0.0013 (J)				
7/19/2017						0.0703			
8/23/2017									
3/26/2018									
3/27/2018	<0.01	<0.01	<0.01						
3/28/2018				0.012	<0.01				<0.01
3/29/2018						0.056	0.013	0.0027 (J)	
6/13/2018				0.016			0.013	<0.01	
6/14/2018	<0.01	<0.01			<0.01	0.059			<0.01
6/15/2018			<0.01						
10/17/2018	<0.01								
10/18/2018		<0.01							
10/19/2018			<0.01		<0.01				
10/22/2018				0.013		0.055	0.013	<0.01	<0.01
2/27/2019	<0.01	<0.01		0.013					
3/1/2019			<0.01			0.039	0.013	<0.01	<0.01
4/2/2019	<0.01	<0.01							
4/3/2019			0.00023 (J)	0.012	0.0019 (J)	0.039	0.012	0.00095 (J)	
4/4/2019									0.00096 (J)
5/2/2019						0.043			
9/26/2019	<0.01	<0.01	<0.01	0.015					
9/27/2019						0.045	0.012		
9/30/2019					0.003 (J)			0.00099 (J)	<0.01
2/24/2020	<0.01	<0.01	<0.01	0.015					

ND substitution: RL or RL/2 if <15% NDs.

Time Series

Constituent: Molybdenum (mg/L) Analysis Run 8/7/2024 11:20 AM

Plant Bowen Client: Southern Company Data: Bowen AP-1

	BGWC-17	BGWC-18	BGWC-19	BGWC-20	BGWC-21	BGWC-22	BGWC-23	BGWC-24	BGWC-25
2/25/2020						0.039	0.014		
2/26/2020					0.0016 (J)			<0.01	<0.01
3/19/2020	<0.01								
3/20/2020		<0.01	<0.01		0.0023 (J)	0.039			
3/23/2020				0.016			0.013		
3/24/2020									<0.01
3/25/2020								<0.01	
9/24/2020	<0.01	<0.01			0.0036 (J)	0.04	0.011		
9/25/2020								0.00081 (J)	
9/28/2020			<0.01	0.018					<0.01
2/18/2021	<0.01	<0.01	<0.01	0.028					
2/19/2021					0.0013 (J)	0.046	0.011	<0.01	
2/23/2021									<0.01
3/8/2021									
3/24/2021	<0.01	<0.01							
3/25/2021									
3/26/2021			<0.01				0.011 (J)	<0.01	<0.01
3/29/2021				0.024	0.0021 (J)	0.045			
7/19/2021						0.044	0.011	<0.01	
7/20/2021									
8/19/2021	<0.01	<0.01							<0.01
8/20/2021			<0.01	0.026	0.003 (J)				
8/23/2021						0.041	0.0098 (J)	<0.01	
11/1/2021						0.043	0.0092 (J)	<0.01	
2/11/2022	<0.01								
2/14/2022							0.0079 (J)		
2/15/2022						0.039		<0.01	
2/16/2022		<0.01	<0.01	0.025	0.005 (J)				<0.01
7/27/2022	<0.01	<0.01	<0.01	0.028					<0.01
7/28/2022					0.0042 (J)				
8/1/2022							0.0071 (J)		
8/2/2022						0.04		0.0027 (J)	
10/21/2022								<0.01 (R)	
1/26/2023	<0.01	<0.01							
1/27/2023			<0.01		0.003 (J)				<0.01
1/30/2023				0.035					
2/1/2023								<0.01	
2/2/2023							0.0078 (J)		
2/7/2023						0.032			
8/17/2023	<0.01	<0.01							<0.01
8/18/2023			<0.01	0.054					
8/21/2023									
8/22/2023						0.036			
8/23/2023					0.0027 (J)		0.006 (J)		
8/25/2023								<0.01	
1/30/2024								<0.01	
2/1/2024	<0.01								
2/2/2024		<0.01	<0.01						
2/5/2024				0.056	0.004 (J)				<0.01
2/6/2024									
2/8/2024						0.033	0.0056 (J)		

Time Series

Constituent: Molybdenum (mg/L) Analysis Run 8/7/2024 11:20 AM

Plant Bowen Client: Southern Company Data: Bowen AP-1

	BGWC-30
6/7/2016	
6/8/2016	
6/9/2016	
8/11/2016	
8/12/2016	
8/15/2016	
8/18/2016	
10/7/2016	
10/10/2016	
12/6/2016	
12/7/2016	
12/8/2016	
1/23/2017	0.0125
2/7/2017	0.0163
2/16/2017	
2/17/2017	
2/20/2017	
3/27/2017	0.0157
4/17/2017	0.0178
4/19/2017	
4/20/2017	
5/22/2017	0.0208
5/30/2017	
6/1/2017	
6/5/2017	0.0191
7/11/2017	0.0218
7/14/2017	
7/17/2017	
7/18/2017	
7/19/2017	
8/23/2017	0.0218
3/26/2018	0.014
3/27/2018	
3/28/2018	
3/29/2018	
6/13/2018	
6/14/2018	
6/15/2018	0.012
10/17/2018	
10/18/2018	
10/19/2018	
10/22/2018	0.01
2/27/2019	
3/1/2019	0.011
4/2/2019	0.01
4/3/2019	
4/4/2019	
5/2/2019	
9/26/2019	
9/27/2019	0.0036 (J)
9/30/2019	
2/24/2020	

Time Series

Constituent: Molybdenum (mg/L) Analysis Run 8/7/2024 11:20 AM

Plant Bowen Client: Southern Company Data: Bowen AP-1

	BGWC-30
2/25/2020	
2/26/2020	0.0023 (J)
3/19/2020	
3/20/2020	
3/23/2020	0.0037 (J)
3/24/2020	
3/25/2020	
9/24/2020	
9/25/2020	0.0027 (J)
9/28/2020	
2/18/2021	
2/19/2021	
2/23/2021	
3/8/2021	0.0031 (J)
3/24/2021	
3/25/2021	0.0017 (J)
3/26/2021	
3/29/2021	
7/19/2021	
7/20/2021	0.0018 (J)
8/19/2021	0.0032 (J)
8/20/2021	
8/23/2021	
11/1/2021	0.0032 (J)
2/11/2022	
2/14/2022	0.0048 (J)
2/15/2022	
2/16/2022	
7/27/2022	
7/28/2022	
8/1/2022	0.0047 (J)
8/2/2022	
10/21/2022	
1/26/2023	
1/27/2023	
1/30/2023	
2/1/2023	0.0058 (J)
2/2/2023	
2/7/2023	
8/17/2023	
8/18/2023	
8/21/2023	0.0048 (J)
8/22/2023	
8/23/2023	
8/25/2023	
1/30/2024	
2/1/2024	
2/2/2024	
2/5/2024	
2/6/2024	0.0049 (J)
2/8/2024	

Time Series

Constituent: Molybdenum (mg/L) Analysis Run 8/7/2024 11:20 AM

Plant Bowen Client: Southern Company Data: Bowen AP-1

	BGWC-31	BGWC-32	BGWC-34D	BGWC-35D	BGWC-36D	BGWC-37D	BGWC-38D	BGWC-39	BGWC-40
10/17/2018					0.017				
10/18/2018	<0.01								
10/19/2018			0.0021 (J)						
10/22/2018		0.0038 (J)		0.033					
11/29/2018				0.03					
1/14/2019					0.013				
4/2/2019					0.011				
4/4/2019	0.00033 (J)		0.0011 (J)	0.03					
4/5/2019		0.0035 (J)							
5/2/2019							0.11		
5/3/2019		0.0048 (J)				0.04			
9/24/2019	<0.01		<0.01						
9/26/2019		0.003 (J)		0.033					
9/27/2019					0.013				
2/25/2020				0.026		0.012			
2/26/2020	<0.01				0.0032 (J)				
2/27/2020		0.0032 (J)	0.001 (J)				0.11	0.0039 (J)	
2/28/2020									0.0014 (J)
3/23/2020	<0.01				0.0058 (J)				
3/24/2020		0.0031 (J)	0.001 (J)			0.01	0.12	0.0026 (J)	
3/25/2020				0.022					0.0012 (J)
5/4/2020									
9/2/2020							0.1		
9/25/2020		0.003 (J)		0.024		0.0088 (J)			
9/28/2020	<0.01		0.00078 (J)		0.0084 (J)				
9/29/2020								0.01	0.00069 (J)
2/19/2021			0.0009 (J)						
2/22/2021	<0.01			0.035		0.012		0.0076 (J)	<0.01
2/23/2021		0.0032 (J)							
3/8/2021					0.0083 (J)				
3/9/2021							0.13		
3/25/2021					0.013				
3/26/2021				0.036		0.017			
3/29/2021	<0.01						0.13		
3/30/2021		0.0037 (J)	0.0011 (J)						<0.01
3/31/2021								0.0062 (J)	
8/19/2021							0.076		
8/20/2021	<0.01			0.04		0.016			
8/23/2021					0.014				
8/24/2021			0.00098 (J)					0.0076 (J)	<0.01
8/25/2021		0.0038 (J)							
11/1/2021							0.081		
2/14/2022					0.012		0.097		
2/15/2022									
2/16/2022	<0.01	0.0038 (J)	0.00094 (J)					0.0052 (J)	<0.01
2/17/2022				0.039		0.016			
7/28/2022	<0.01		0.0011 (J)	0.036		0.0082 (J)			<0.01
7/29/2022		0.0036 (J)			0.0095 (J)				
8/2/2022							0.093	0.0062 (J)	
1/27/2023	<0.01								
1/30/2023			0.0011 (J)	0.035		0.014			
1/31/2023		0.0039 (J)							<0.01

ND substitution: RL or RL/2 if <15% NDs.

Time Series

Constituent: Molybdenum (mg/L) Analysis Run 8/7/2024 11:20 AM

Plant Bowen Client: Southern Company Data: Bowen AP-1

	BGWC-31	BGWC-32	BGWC-34D	BGWC-35D	BGWC-36D	BGWC-37D	BGWC-38D	BGWC-39	BGWC-40
2/1/2023					0.0083 (J)				
2/2/2023								0.0035 (J)	
2/7/2023							0.02		
8/18/2023	<0.01	0.0041 (J)	0.0011 (J)						<0.01
8/21/2023					0.01		0.04		
8/23/2023								0.0026 (J)	
8/24/2023				0.034		0.019			
1/30/2024					0.012				
2/2/2024	<0.01								
2/5/2024			0.001 (J)						
2/6/2024							0.09		
2/7/2024				0.037		0.016			<0.01
2/8/2024		0.0043 (J)						0.0036 (J)	

ND substitution: RL or RL/2 if <15% NDs.

Time Series

Constituent: Molybdenum (mg/L) Analysis Run 8/7/2024 11:20 AM

Plant Bowen Client: Southern Company Data: Bowen AP-1

	BGWC-41D
10/17/2018	
10/18/2018	
10/19/2018	
10/22/2018	
11/29/2018	
1/14/2019	
4/2/2019	
4/4/2019	
4/5/2019	
5/2/2019	
5/3/2019	
9/24/2019	
9/26/2019	
9/27/2019	
2/25/2020	
2/26/2020	
2/27/2020	
2/28/2020	
3/23/2020	
3/24/2020	
3/25/2020	
5/4/2020	<0.01
9/2/2020	0.015
9/25/2020	
9/28/2020	
9/29/2020	
2/19/2021	
2/22/2021	0.013
2/23/2021	
3/8/2021	
3/9/2021	
3/25/2021	
3/26/2021	
3/29/2021	
3/30/2021	
3/31/2021	0.011
8/19/2021	
8/20/2021	
8/23/2021	
8/24/2021	0.011
8/25/2021	
11/1/2021	
2/14/2022	
2/15/2022	0.0087 (J)
2/16/2022	
2/17/2022	
7/28/2022	
7/29/2022	0.008 (J)
8/2/2022	
1/27/2023	
1/30/2023	
1/31/2023	

ND substitution: RL or RL/2 if <15% NDs.

Time Series

Constituent: Molybdenum (mg/L) Analysis Run 8/7/2024 11:20 AM

Plant Bowen Client: Southern Company Data: Bowen AP-1

	BGWC-41D
2/1/2023	0.0092 (J)
2/2/2023	
2/7/2023	
8/18/2023	
8/21/2023	
8/23/2023	0.0092 (J)
8/24/2023	
1/30/2024	
2/2/2024	
2/5/2024	
2/6/2024	
2/7/2024	0.0079 (J)
2/8/2024	

Time Series

Constituent: Molybdenum (mg/L) Analysis Run 8/7/2024 11:20 AM

Plant Bowen Client: Southern Company Data: Bowen AP-1

	BGWC-42D	BGWC-43D	BGWC-44D	BGWC-49D	BGWC-50D	BGWC-51	BGWC-52	BGWC-7	BGWC-8
6/6/2016									
6/7/2016									0.00063 (J)
6/8/2016								0.0088 (J)	
8/10/2016									0.0039 (J)
8/11/2016								0.01	
10/4/2016									0.0052 (J)
10/5/2016									
10/6/2016								0.0117	
12/2/2016									<0.01
12/5/2016									
12/6/2016								0.0102	
2/14/2017									0.0044 (J)
2/15/2017								0.0018 (J)	
4/14/2017									0.0013 (J)
4/17/2017									
4/18/2017								0.0103	
5/26/2017									0.0024 (J)
6/2/2017								0.0129	
7/10/2017									0.0013 (J)
7/11/2017									
7/14/2017								0.0129	
3/26/2018									<0.01
3/27/2018								0.01	
6/12/2018									0.0026 (J)
6/13/2018								0.013	
10/16/2018									0.0041 (J)
10/17/2018									
10/18/2018								0.01 (J)	
2/25/2019									<0.01
2/28/2019								0.016	
4/1/2019									0.00054 (J)
4/2/2019								0.011	
9/24/2019								0.01 (J)	0.0016 (J)
2/19/2020									0.0018 (J)
2/20/2020									
2/21/2020								0.011	
3/18/2020									<0.01
3/19/2020								0.011	
5/4/2020		0.14	<0.01						
5/11/2020	0.02								
5/20/2020	0.021	0.16							
9/3/2020	0.018	0.11	0.0055 (J)						
9/23/2020									<0.01
9/24/2020									
9/25/2020								0.0099 (J)	
1/28/2021						<0.01	0.0038 (J)		
2/16/2021									0.0011 (J)
2/17/2021									
2/18/2021			0.0062 (J)					0.0098 (J)	
2/22/2021	0.0052 (J)								
2/23/2021						<0.01	0.0039 (J)		
3/8/2021		0.2							

ND substitution: RL or RL/2 if <15% NDs.

Time Series

Constituent: Molybdenum (mg/L) Analysis Run 8/7/2024 11:20 AM

Plant Bowen Client: Southern Company Data: Bowen AP-1

	BGWC-42D	BGWC-43D	BGWC-44D	BGWC-49D	BGWC-50D	BGWC-51	BGWC-52	BGWC-7	BGWC-8
3/24/2021									<0.01
3/29/2021		0.21							
3/30/2021						0.0027 (J)	0.0035 (J)	0.011	
3/31/2021			0.0023 (J)						
4/1/2021	0.0059 (J)								
4/19/2021				0.0067 (J)	0.0043 (J)				
7/20/2021		0.24							
8/18/2021			0.0041 (J)		0.0021 (J)				0.0019 (J)
8/19/2021								0.0094 (J)	
8/20/2021	0.013								
8/23/2021		0.21				<0.01	0.0038 (J)		
8/24/2021				0.0049 (J)					
2/9/2022			0.0011 (J)		0.0032 (J)				
2/10/2022									0.00081 (J)
2/11/2022								0.0088 (J)	
2/14/2022						<0.01	0.0041 (J)		
2/15/2022		0.15							
2/17/2022	0.0055 (J)			0.0056 (J)					
7/26/2022			0.012		0.0029 (J)				0.00096 (J)
7/28/2022	0.0092 (J)						0.0053 (J)	0.009 (J)	
8/1/2022		0.16		0.0066 (J)		<0.01			
1/25/2023			0.011		0.0067 (J)				
1/26/2023								0.0096 (J)	0.00095 (J)
1/30/2023	0.0033 (J)								
1/31/2023						<0.01	0.0087 (J)		
2/1/2023				0.0072 (J)					
2/7/2023		0.13							
8/15/2023			0.0026 (J)		0.0041 (J)				
8/16/2023									<0.01
8/17/2023								0.011	
8/21/2023						<0.01			
8/22/2023				0.0048 (J)			0.0039 (J)		
8/23/2023		0.18							
8/24/2023	0.013								
1/30/2024		0.12							
1/31/2024			0.0014 (J)		0.0041 (J)				
2/1/2024									<0.01
2/2/2024								0.01	
2/5/2024						<0.01	0.004 (J)		
2/6/2024				0.0056 (J)					
2/7/2024	0.013								

Time Series

Constituent: Molybdenum (mg/L) Analysis Run 8/7/2024 11:20 AM

Plant Bowen Client: Southern Company Data: Bowen AP-1

	BGWC-9
6/6/2016	0.0028 (J)
6/7/2016	
6/8/2016	
8/10/2016	
8/11/2016	0.003 (J)
10/4/2016	
10/5/2016	0.0032 (J)
10/6/2016	
12/2/2016	
12/5/2016	0.0033 (J)
12/6/2016	
2/14/2017	
2/15/2017	0.0027 (J)
4/14/2017	
4/17/2017	0.0025 (J)
4/18/2017	
5/26/2017	0.0029 (J)
6/2/2017	
7/10/2017	
7/11/2017	0.0029 (J)
7/14/2017	
3/26/2018	
3/27/2018	0.0031 (J)
6/12/2018	0.0043 (J)
6/13/2018	
10/16/2018	
10/17/2018	0.0038 (J)
10/18/2018	
2/25/2019	
2/28/2019	
4/1/2019	0.0027 (J)
4/2/2019	
9/24/2019	0.0041 (J)
2/19/2020	
2/20/2020	0.002 (J)
2/21/2020	
3/18/2020	
3/19/2020	0.0024 (J)
5/4/2020	
5/11/2020	
5/20/2020	
9/3/2020	
9/23/2020	
9/24/2020	0.0034 (J)
9/25/2020	
1/28/2021	
2/16/2021	
2/17/2021	0.0033 (J)
2/18/2021	
2/22/2021	
2/23/2021	
3/8/2021	

Time Series

Constituent: Molybdenum (mg/L) Analysis Run 8/7/2024 11:20 AM

Plant Bowen Client: Southern Company Data: Bowen AP-1

	BGWC-9
3/24/2021	0.0027 (J)
3/29/2021	
3/30/2021	
3/31/2021	
4/1/2021	
4/19/2021	
7/20/2021	
8/18/2021	0.0028 (J)
8/19/2021	
8/20/2021	
8/23/2021	
8/24/2021	
2/9/2022	
2/10/2022	0.0026 (J)
2/11/2022	
2/14/2022	
2/15/2022	
2/17/2022	
7/26/2022	0.0029 (J)
7/28/2022	
8/1/2022	
1/25/2023	
1/26/2023	0.002 (J)
1/30/2023	
1/31/2023	
2/1/2023	
2/7/2023	
8/15/2023	
8/16/2023	
8/17/2023	0.0039 (J)
8/21/2023	
8/22/2023	
8/23/2023	
8/24/2023	
1/30/2024	
1/31/2024	
2/1/2024	0.0016 (J)
2/2/2024	
2/5/2024	
2/6/2024	
2/7/2024	

Time Series

Constituent: pH (s.u.) Analysis Run 8/7/2024 11:20 AM

Plant Bowen Client: Southern Company Data: Bowen AP-1

	BGWA-2 (bg)	BGWA-29 (bg)	BGWA-33 (bg)	BGWA-47D (bg)	BGWA-48D (bg)	BGWA-6	BGWC-10	BGWC-12	BGWC-14A
6/6/2016	7.69					7.3			
6/7/2016							7.49	7.56	
8/9/2016	7.72								
8/10/2016						7.41			
8/11/2016									
8/12/2016								7.47	
8/15/2016							7.51		
8/22/2016		7.91							
10/3/2016	7.74								
10/4/2016		7.81				7.26			
10/6/2016							7.58	7.26	
10/7/2016									
11/29/2016	7.74								
12/1/2016		8.06				7.36			
12/5/2016								7.58	
12/6/2016							7.44		
1/10/2017		7.97							
2/13/2017	7.63								
2/14/2017		7.89				7.36			
2/15/2017								7.32	
2/16/2017							7.21		
4/13/2017	7.57					7.12			
4/14/2017		7.86							
4/18/2017							7.39	7.31	
5/25/2017	7.84	8.11				7.41			
5/30/2017									
6/2/2017							7.38	7.36	
7/7/2017	7.82					7.5			
7/10/2017		8.12							
7/12/2017							7.37		
7/13/2017								7.24	
7/14/2017									
10/9/2017	7.8					7.43			
10/10/2017		8.13						7.46	
10/11/2017							7.37		
3/26/2018	7.74	7.98							
3/27/2018							7.51		
3/28/2018								7.22	
6/12/2018	7.88	8.09							
6/14/2018							7.48	7.35	
10/16/2018	7.73	7.64				7.36			
10/17/2018								7.4	
10/18/2018							7.2		
2/25/2019	7.78								
2/27/2019		8							
2/28/2019							7.55	7.28	
4/1/2019	7.7	7.85						7.23	
4/2/2019			7.67			7.24	7.54		
5/2/2019	7.71								
9/23/2019	7.58	7.98							
9/25/2019							7.37	7.1	
9/26/2019									

Time Series

Constituent: pH (s.u.) Analysis Run 8/7/2024 11:20 AM

Plant Bowen Client: Southern Company Data: Bowen AP-1

	BGWA-2 (bg)	BGWA-29 (bg)	BGWA-33 (bg)	BGWA-47D (bg)	BGWA-48D (bg)	BGWA-6	BGWC-10	BGWC-12	BGWC-14A
9/27/2019			7.75			7.28			
2/18/2020	7.67					7.27			
2/19/2020		8.01							
2/20/2020							7.46		
2/21/2020			7.54						
2/24/2020								7.28	
3/18/2020	7.65	8.12							
3/19/2020						7.2		7.18	
3/20/2020			7.53						
3/23/2020							7.51		
5/22/2020				7.15					7.2
5/25/2020					7.45				
6/23/2020				7 (D)	7.46 (D)				7.41 (D)
7/28/2020				6.98	7.79				6.98
9/2/2020				6.95					6.97
9/3/2020					7.35				
9/23/2020	7.32	8.08				7.36			
9/24/2020							7.54		
9/25/2020			7.62					7.1	
9/28/2020			7.02						
10/1/2020				6.94	7.41				7.08
11/10/2020				6.89	7.17				7
12/15/2020				7.04	7.37				7.02
1/20/2021				6.83	7.31				7.12
2/16/2021	7.75	8							
2/17/2021				6.89	7.21				
2/18/2021						7.34	7.54		7.14
2/19/2021			7.73					7	
3/23/2021		8							
3/24/2021								7.04	7.04
3/25/2021				6.94	7.22				
3/26/2021	7.63								
3/30/2021							7.41		
3/31/2021						7.17			
4/1/2021			7.75						
8/16/2021	7.46	7.6		6.8	7.13	7.07			
8/18/2021							7.34	7.09	6.86
8/25/2021			7.52						
2/9/2022	7.36			6.86	7.16	7.16			7.01
2/10/2022		8.09							
2/11/2022							7.58	7.18	
2/16/2022			7.2						
7/26/2022	7.45	7.92		6.75	7.37	7.34			6.78
7/27/2022								6.85	
7/28/2022							7.63		
8/3/2022			6.89						
1/24/2023	7.32	7.77		6.72	7.32				
1/25/2023						6.87			
1/26/2023								6.68	6.91
1/27/2023							7.02		
2/2/2023			6.7						
8/15/2023				6.62		6.93			

Time Series

Constituent: pH (s.u.) Analysis Run 8/7/2024 11:20 AM

Plant Bowen Client: Southern Company Data: Bowen AP-1

	BGWA-2 (bg)	BGWA-29 (bg)	BGWA-33 (bg)	BGWA-47D (bg)	BGWA-48D (bg)	BGWA-6	BGWC-10	BGWC-12	BGWC-14A
8/16/2023		7.3			6.94			6.7	6.56
8/17/2023							7.18		
8/21/2023	7.18								
8/23/2023			6.44						
1/31/2024				6.69	7.38	6.64			
2/1/2024							7.23	6.46	6.85
2/5/2024		7.62							
2/7/2024			6.57						
2/8/2024	7.01								

Time Series

Constituent: pH (s.u.) Analysis Run 8/7/2024 11:20 AM

Plant Bowen Client: Southern Company Data: Bowen AP-1

	BGWC-16
6/6/2016	
6/7/2016	6.99
8/9/2016	
8/10/2016	
8/11/2016	6.93
8/12/2016	
8/15/2016	
8/22/2016	
10/3/2016	
10/4/2016	
10/6/2016	
10/7/2016	6.79
11/29/2016	
12/1/2016	
12/5/2016	
12/6/2016	6.95
1/10/2017	
2/13/2017	
2/14/2017	
2/15/2017	
2/16/2017	6.8
4/13/2017	
4/14/2017	
4/18/2017	6.9
5/25/2017	
5/30/2017	6.99
6/2/2017	
7/7/2017	
7/10/2017	
7/12/2017	
7/13/2017	
7/14/2017	6.93
10/9/2017	
10/10/2017	
10/11/2017	6.78
3/26/2018	
3/27/2018	6.81
3/28/2018	
6/12/2018	7.01
6/14/2018	
10/16/2018	
10/17/2018	
10/18/2018	6.7
2/25/2019	6.74
2/27/2019	
2/28/2019	
4/1/2019	
4/2/2019	6.75
5/2/2019	
9/23/2019	
9/25/2019	
9/26/2019	6.7

Time Series

Constituent: pH (s.u.) Analysis Run 8/7/2024 11:20 AM

Plant Bowen Client: Southern Company Data: Bowen AP-1

	BGWC-16
9/27/2019	
2/18/2020	
2/19/2020	
2/20/2020	6.48
2/21/2020	
2/24/2020	
3/18/2020	
3/19/2020	6.6
3/20/2020	
3/23/2020	
5/22/2020	
5/25/2020	
6/23/2020	
7/28/2020	
9/2/2020	
9/3/2020	
9/23/2020	
9/24/2020	6.66
9/25/2020	
9/28/2020	
10/1/2020	
11/10/2020	
12/15/2020	
1/20/2021	
2/16/2021	
2/17/2021	
2/18/2021	6.66
2/19/2021	
3/23/2021	
3/24/2021	6.7
3/25/2021	
3/26/2021	
3/30/2021	
3/31/2021	
4/1/2021	
8/16/2021	
8/18/2021	6.66
8/25/2021	
2/9/2022	
2/10/2022	
2/11/2022	6.57
2/16/2022	
7/26/2022	
7/27/2022	6.49
7/28/2022	
8/3/2022	
1/24/2023	
1/25/2023	
1/26/2023	6.56
1/27/2023	
2/2/2023	
8/15/2023	

Time Series

Constituent: pH (s.u.) Analysis Run 8/7/2024 11:20 AM

Plant Bowen Client: Southern Company Data: Bowen AP-1

	BGWC-16
8/16/2023	
8/17/2023	6.22
8/21/2023	
8/23/2023	
1/31/2024	
2/1/2024	6.51
2/5/2024	
2/7/2024	
2/8/2024	

Time Series

Constituent: pH (s.u.) Analysis Run 8/7/2024 11:20 AM

Plant Bowen Client: Southern Company Data: Bowen AP-1

	BGWC-17	BGWC-18	BGWC-19	BGWC-20	BGWC-21	BGWC-22	BGWC-23	BGWC-24	BGWC-25
6/7/2016	7.41								
6/8/2016		6.93	6.58	7.45	7.88	7.1			7.95
6/9/2016							7.3	6.83	
8/11/2016	7.39								
8/12/2016		6.98	6.59	7.18					
8/15/2016									7.66
8/18/2016					7.86	7.1	7.27	6.88	
10/7/2016	7.33	6.91	6.77						
10/10/2016				6.66	7.96	6.77	7.35	6.95	7.26
12/6/2016	7.4	7.06							
12/7/2016			6.63	7.46			7.23	6.91	
12/8/2016					7.82	6.94			7.55
1/23/2017									
2/7/2017									
2/16/2017	7.21	6.62	6.55						
2/17/2017				7.17	7.56	7.02			
2/20/2017							7.17	6.71	7.45
3/27/2017									
4/17/2017									
4/19/2017	7.06	6.75	6.5	7.01	7.42		7.22	6.76	
4/20/2017						6.95			7.58
5/22/2017									
5/30/2017	7.51								
6/1/2017		6.18	6.27	7.18	7.61				7.65
6/5/2017						7.07	7.31	6.87	
7/11/2017									
7/14/2017	7.39	6.68	6.56						
7/17/2017							7.3	6.65	7.73
7/18/2017				7.2	7.77				
7/19/2017						6.97			
8/23/2017									
10/10/2017									
10/11/2017	7.3	7	6.56	7.1			7.05	6.6	7.5
10/12/2017					7.65	6.95			
3/26/2018									
3/27/2018	7.28	6.41	6.52						
3/28/2018				7.19	7.69				7.39
3/29/2018						6.96	7.06	6.7	
6/13/2018				7.24			7.19	6.58	
6/14/2018	7.22	6.61			7.7	6.92			7.35
6/15/2018			6.5						
10/17/2018	7.37								
10/18/2018		6.67							
10/19/2018			6.38		7.57				
10/22/2018				6.93		6.81	7.11	6.61	7.25
2/27/2019	7.38	6.58		7.26					
3/1/2019			6.7			6.9	7.16	6.57	7.5
4/2/2019	7.22	6.48							
4/3/2019			6.58	7.14	7.69	6.77	7	6.57	
4/4/2019									7.38
5/2/2019						6.92			
9/26/2019	7.32	6.99	6.55	7.1					

Time Series

Constituent: pH (s.u.) Analysis Run 8/7/2024 11:20 AM

Plant Bowen Client: Southern Company Data: Bowen AP-1

	BGWC-17	BGWC-18	BGWC-19	BGWC-20	BGWC-21	BGWC-22	BGWC-23	BGWC-24	BGWC-25
9/27/2019						6.79	7.02		
9/30/2019					7.7			6.58	7.36
2/24/2020	7.16	6.77	6.54	7.17					
2/25/2020						6.72	7.05		
2/26/2020					7.55			6.6	7.3
3/19/2020	7.14								
3/20/2020		6.35	6.56		7.69	6.75			
3/23/2020				7.14			6.93		
3/24/2020									7.36
3/25/2020								6.58	
9/24/2020	7.2	7.05			7.78	6.82	7.09		
9/25/2020								6.56	
9/28/2020			6.45	7.26					7.35
2/18/2021	7.33	6.48	6.66	7.35					
2/19/2021					7.64	6.9	7.05	6.66	
2/23/2021									7.44
3/8/2021									
3/24/2021	7.27	6.48							
3/25/2021									
3/26/2021			6.61				6.91	6.54	7.36
3/29/2021				7.24	7.75	6.71			
7/19/2021						6.67	6.98	6.53	
7/20/2021									
8/19/2021	6.94	6.15							7.15
8/20/2021			6.33	7.07	7.8				
8/23/2021						6.59	6.73	6.44	
11/1/2021						6.8	6.94	6.75	
2/11/2022	7.27								
2/14/2022							7.15		
2/15/2022						6.89		6.66	
2/16/2022		6.37	6.57	7.31	7.9				7.3
7/27/2022	7.29	7.02	6.55	7.18					7.22
7/28/2022					7.85				
8/1/2022							7		
8/2/2022						6.73		6.73	
10/21/2022								6.3	
1/26/2023	7.21	6.2							
1/27/2023			6.61		7.76				7.14
1/30/2023				7.18					
2/1/2023								6.68	
2/2/2023							6.8		
2/7/2023						6.44			
5/10/2023							6.74 (R)		
8/17/2023	6.9	6.23							6.97
8/18/2023			6.43	6.84					
8/21/2023									
8/22/2023						6.4			
8/23/2023					6.96		6.69		
8/25/2023								6.36	
1/30/2024								6.26	
2/1/2024	6.87								
2/2/2024		5.77	6.29						

Time Series

Constituent: pH (s.u.) Analysis Run 8/7/2024 11:20 AM

Plant Bowen Client: Southern Company Data: Bowen AP-1

	BGWC-17	BGWC-18	BGWC-19	BGWC-20	BGWC-21	BGWC-22	BGWC-23	BGWC-24	BGWC-25
2/5/2024				7.25	6.9				7.2
2/6/2024									
2/8/2024						6.44	6.56		
4/3/2024						6.61			
5/22/2024						6.46			

Time Series

Constituent: pH (s.u.) Analysis Run 8/7/2024 11:20 AM

Plant Bowen Client: Southern Company Data: Bowen AP-1

	BGWC-30
6/7/2016	
6/8/2016	
6/9/2016	
8/11/2016	
8/12/2016	
8/15/2016	
8/18/2016	
10/7/2016	
10/10/2016	
12/6/2016	
12/7/2016	
12/8/2016	
1/23/2017	7.39
2/7/2017	7.35
2/16/2017	
2/17/2017	
2/20/2017	
3/27/2017	7.46
4/17/2017	7.19
4/19/2017	
4/20/2017	
5/22/2017	7.4
5/30/2017	
6/1/2017	
6/5/2017	7.69
7/11/2017	7.29
7/14/2017	
7/17/2017	
7/18/2017	
7/19/2017	
8/23/2017	7.37
10/10/2017	7.34
10/11/2017	
10/12/2017	
3/26/2018	7.33
3/27/2018	
3/28/2018	
3/29/2018	
6/13/2018	
6/14/2018	
6/15/2018	7.35
10/17/2018	
10/18/2018	
10/19/2018	
10/22/2018	7.35
2/27/2019	
3/1/2019	7.32
4/2/2019	7.22
4/3/2019	
4/4/2019	
5/2/2019	
9/26/2019	

Time Series

Constituent: pH (s.u.) Analysis Run 8/7/2024 11:20 AM

Plant Bowen Client: Southern Company Data: Bowen AP-1

	BGWC-30
9/27/2019	
9/30/2019	7.2
2/24/2020	
2/25/2020	
2/26/2020	7.28
3/19/2020	
3/20/2020	
3/23/2020	7.28
3/24/2020	
3/25/2020	
9/24/2020	
9/25/2020	7.34
9/28/2020	
2/18/2021	
2/19/2021	
2/23/2021	
3/8/2021	7.44
3/24/2021	
3/25/2021	7.21
3/26/2021	
3/29/2021	
7/19/2021	
7/20/2021	7.28
8/19/2021	7.2
8/20/2021	
8/23/2021	
11/1/2021	7.3
2/11/2022	
2/14/2022	7.29
2/15/2022	
2/16/2022	
7/27/2022	
7/28/2022	
8/1/2022	7.21
8/2/2022	
10/21/2022	
1/26/2023	
1/27/2023	
1/30/2023	
2/1/2023	7.15
2/2/2023	
2/7/2023	
5/10/2023	
8/17/2023	
8/18/2023	
8/21/2023	7
8/22/2023	
8/23/2023	
8/25/2023	
1/30/2024	
2/1/2024	
2/2/2024	

Time Series

Constituent: pH (s.u.) Analysis Run 8/7/2024 11:20 AM

Plant Bowen Client: Southern Company Data: Bowen AP-1

	BGWC-30
2/5/2024	
2/6/2024	6.75
2/8/2024	
4/3/2024	
5/22/2024	

Time Series

Constituent: pH (s.u.) Analysis Run 8/7/2024 11:20 AM

Plant Bowen Client: Southern Company Data: Bowen AP-1

	BGWC-31	BGWC-32	BGWC-34D	BGWC-35D	BGWC-36D	BGWC-37D	BGWC-38D	BGWC-39	BGWC-40
10/17/2018					7.44				
10/18/2018	7.16								
10/19/2018			7.42						
10/22/2018		7.22		7.15					
3/4/2019			7.36						
4/2/2019					6.48				
4/4/2019	7.19	7.28	7.32	7.2					
5/2/2019							7.32		
5/3/2019		7.18				7.51			
9/24/2019	7.29		7.32						
9/26/2019		7.31		7.09					
9/27/2019					7.09				
11/15/2019		7.19							
2/25/2020				7.06		7.21			
2/26/2020	7.09				6.33				
2/27/2020		7.14	7.02				6.49	6.78	
2/28/2020									7.31
3/23/2020	6.72				6.56				
3/24/2020		7.23	7.14			7.29	6.66	6.67	
3/25/2020				7.03					7.27
5/4/2020									
9/2/2020							6.49		
9/25/2020		6.82		7.03		7.25			
9/28/2020	7.32		7.24		7.29				
9/29/2020								6.73	7.15
2/19/2021			7.26						
2/22/2021	7.21			7.16		7.49		6.87	7.08
2/23/2021		7.08							
3/8/2021					7.12				
3/9/2021							6.97		
3/25/2021					7.27				
3/26/2021				7.02		7.14			
3/29/2021	6.97						7.02		
3/30/2021		7.07	7.19						7.04
3/31/2021								6.8	
8/19/2021							6.42		
8/20/2021	7.32			6.86		6.98			
8/23/2021					7.34				
8/24/2021			7.2					6.85	7.03
8/25/2021		6.93							
11/1/2021							6.55		
2/14/2022					7.23		6.33		
2/15/2022									
2/16/2022	7.4	7.14	7.27					6.83	7.24
2/17/2022				7.02		7.46			
7/28/2022	7.19		6.96	6.98		7.34			7.03
7/29/2022		7.15			7.19				
8/2/2022							6.17	6.42	
1/27/2023	6.8								
1/30/2023			7.15	6.75		7.21			
1/31/2023		7.18							6.86
2/1/2023					6.64				

Time Series

Constituent: pH (s.u.) Analysis Run 8/7/2024 11:20 AM

Plant Bowen Client: Southern Company Data: Bowen AP-1

	BGWC-31	BGWC-32	BGWC-34D	BGWC-35D	BGWC-36D	BGWC-37D	BGWC-38D	BGWC-39	BGWC-40
2/2/2023								6.93	
2/7/2023							5.99		
8/18/2023	6.89	6.84	6.62						6.91
8/21/2023					6.89		5.74		
8/23/2023								6.71	
8/24/2023				6.8		6.98			
1/30/2024					7.15				
2/2/2024	7								
2/5/2024			7.18						
2/6/2024							6.3		
2/7/2024				6.37		6.82			7.19
2/8/2024		7.04						6.5	

Time Series

Constituent: pH (s.u.) Analysis Run 8/7/2024 11:20 AM

Plant Bowen Client: Southern Company Data: Bowen AP-1

	BGWC-41D
10/17/2018	
10/18/2018	
10/19/2018	
10/22/2018	
3/4/2019	
4/2/2019	
4/4/2019	
5/2/2019	
5/3/2019	
9/24/2019	
9/26/2019	
9/27/2019	
11/15/2019	
2/25/2020	
2/26/2020	
2/27/2020	
2/28/2020	
3/23/2020	
3/24/2020	
3/25/2020	
5/4/2020	7.46
9/2/2020	7.45
9/25/2020	
9/28/2020	
9/29/2020	
2/19/2021	
2/22/2021	7.48
2/23/2021	
3/8/2021	
3/9/2021	
3/25/2021	
3/26/2021	
3/29/2021	
3/30/2021	
3/31/2021	7.44
8/19/2021	
8/20/2021	
8/23/2021	
8/24/2021	7.11
8/25/2021	
11/1/2021	
2/14/2022	
2/15/2022	7.2
2/16/2022	
2/17/2022	
7/28/2022	
7/29/2022	7.07
8/2/2022	
1/27/2023	
1/30/2023	
1/31/2023	
2/1/2023	7.05

Time Series

Constituent: pH (s.u.) Analysis Run 8/7/2024 11:20 AM

Plant Bowen Client: Southern Company Data: Bowen AP-1

	BGWC-41D
2/2/2023	
2/7/2023	
8/18/2023	
8/21/2023	
8/23/2023	7.09
8/24/2023	
1/30/2024	
2/2/2024	
2/5/2024	
2/6/2024	
2/7/2024	7.07
2/8/2024	

Time Series

Constituent: pH (s.u.) Analysis Run 8/7/2024 11:20 AM

Plant Bowen Client: Southern Company Data: Bowen AP-1

	BGWC-42D	BGWC-43D	BGWC-44D	BGWC-49D	BGWC-50D	BGWC-51	BGWC-52	BGWC-7	BGWC-8
6/6/2016									
6/7/2016									7.55
6/8/2016								7	
8/10/2016								7.02	7.66
8/11/2016									
10/5/2016								6.96	7.37
12/2/2016									7.67
12/5/2016								7.16	
2/14/2017									7.54
2/15/2017								7.05	
4/14/2017									7.63
4/17/2017								7.17	
5/26/2017									7.76
6/1/2017								7.17	
7/10/2017									7.7
7/11/2017									
7/13/2017								7.11	
10/10/2017									7.72
10/11/2017								7.19	
3/26/2018								7	7.71
3/27/2018									
6/12/2018								7	7.71
10/16/2018									7.74
10/17/2018									
10/18/2018								6.84	
2/25/2019									7.75
2/27/2019								7.05	
4/1/2019								6.99	7.57
9/24/2019								6.92	7.53
2/19/2020									7.68
2/20/2020									
2/21/2020								7.12	
3/18/2020									7.73
3/19/2020								7.1	
5/4/2020		7.27	7.61						
5/11/2020	7.61								
5/20/2020	7.63	7.2							
9/3/2020	7.37	7.21	7.6						
9/23/2020									7.67
9/24/2020									
9/25/2020								7.01	
1/28/2021						6.81	7.01		
2/16/2021									7.69
2/17/2021									
2/18/2021			7.64					6.88	
2/22/2021	7.5								
2/23/2021						6.71	6.95		
3/8/2021		7.08							
3/24/2021									7.66
3/29/2021		7.02							
3/30/2021						6.64	6.82	7.05	
3/31/2021			7.4						

Time Series

Constituent: pH (s.u.) Analysis Run 8/7/2024 11:20 AM

Plant Bowen Client: Southern Company Data: Bowen AP-1

	BGWC-42D	BGWC-43D	BGWC-44D	BGWC-49D	BGWC-50D	BGWC-51	BGWC-52	BGWC-7	BGWC-8
4/1/2021	7.44								
4/19/2021				7.45	7.54				
7/20/2021		6.79							
8/18/2021			7.48		7.17				7.7
8/19/2021								6.89	
8/20/2021	7.3								
8/23/2021		7.05				6.61	6.84		
8/24/2021				7.33					
2/9/2022			7.61		7.6				
2/10/2022									7.59
2/11/2022								7.05	
2/14/2022						7.11	7.57		
2/15/2022		7.28							
2/17/2022	7.3			7.57					
7/26/2022			7.59		7.55				7.63
7/28/2022	7.31						7.62	6.96	
8/1/2022		7.16		7.3		6.96			
1/25/2023			7.89		7.03				
1/26/2023								6.63	7.34
1/30/2023	7.04								
1/31/2023						6.87	7.56		
2/1/2023				7.17					
2/7/2023		7.03							
8/15/2023			7.57		6.8				
8/16/2023									7.36
8/17/2023								6.79	
8/21/2023						6.79			
8/22/2023				6.94			7.13		
8/23/2023		6.77							
8/24/2023	6.98								
1/30/2024		6.99							
1/31/2024			7.34		6.56				
2/1/2024									6.98
2/2/2024								6.89	
2/5/2024						6.93	7.21		
2/6/2024				7.22					
2/7/2024	6.94								
4/3/2024		6.74 (R)							

Time Series

Constituent: pH (s.u.) Analysis Run 8/7/2024 11:20 AM

Plant Bowen Client: Southern Company Data: Bowen AP-1

	BGWC-9
6/6/2016	7.46
6/7/2016	
6/8/2016	
8/10/2016	
8/11/2016	7.51
10/5/2016	7.37
12/2/2016	
12/5/2016	7.42
2/14/2017	
2/15/2017	7.32
4/14/2017	
4/17/2017	7.23
5/26/2017	7.29
6/1/2017	
7/10/2017	
7/11/2017	7.34
7/13/2017	
10/10/2017	7.28
10/11/2017	
3/26/2018	
3/27/2018	7.38
6/12/2018	7.51
10/16/2018	
10/17/2018	7.34
10/18/2018	
2/25/2019	
2/27/2019	
4/1/2019	7.03
9/24/2019	7.14
2/19/2020	
2/20/2020	7.37
2/21/2020	
3/18/2020	
3/19/2020	7.35
5/4/2020	
5/11/2020	
5/20/2020	
9/3/2020	
9/23/2020	
9/24/2020	7.34
9/25/2020	
1/28/2021	
2/16/2021	
2/17/2021	7.43
2/18/2021	
2/22/2021	
2/23/2021	
3/8/2021	
3/24/2021	7.26
3/29/2021	
3/30/2021	
3/31/2021	

Time Series

Constituent: pH (s.u.) Analysis Run 8/7/2024 11:20 AM

Plant Bowen Client: Southern Company Data: Bowen AP-1

	BGWC-9
4/1/2021	
4/19/2021	
7/20/2021	
8/18/2021	7.49
8/19/2021	
8/20/2021	
8/23/2021	
8/24/2021	
2/9/2022	
2/10/2022	7.28
2/11/2022	
2/14/2022	
2/15/2022	
2/17/2022	
7/26/2022	7.33
7/28/2022	
8/1/2022	
1/25/2023	
1/26/2023	7.04
1/30/2023	
1/31/2023	
2/1/2023	
2/7/2023	
8/15/2023	
8/16/2023	
8/17/2023	6.79
8/21/2023	
8/22/2023	
8/23/2023	
8/24/2023	
1/30/2024	
1/31/2024	
2/1/2024	7.01
2/2/2024	
2/5/2024	
2/6/2024	
2/7/2024	
4/3/2024	

Time Series

Constituent: Selenium (mg/L) Analysis Run 8/7/2024 11:20 AM

Plant Bowen Client: Southern Company Data: Bowen AP-1

	BGWA-2 (bg)	BGWA-29 (bg)	BGWA-33 (bg)	BGWA-47D (bg)	BGWA-48D (bg)	BGWA-6	BGWC-10	BGWC-12	BGWC-14A
6/6/2016	<0.005					<0.005			
6/7/2016							<0.005	<0.005	
8/9/2016	<0.005								
8/10/2016						<0.005			
8/11/2016									
8/12/2016								<0.005	
8/16/2016							<0.005		
8/22/2016		<0.005							
10/3/2016	<0.005								
10/4/2016		<0.005				<0.005			
10/6/2016								<0.005	
10/7/2016							<0.005		
11/29/2016	<0.005								
12/1/2016		<0.005				<0.005			
12/5/2016								<0.005	
12/6/2016							<0.005		
1/10/2017		<0.005							
2/13/2017	<0.005								
2/14/2017		<0.005				<0.005			
2/15/2017								<0.005	
2/16/2017							<0.005		
4/13/2017	<0.005					<0.005			
4/14/2017		<0.005							
4/18/2017							<0.005	<0.005	
5/25/2017	<0.005	<0.005				<0.005			
5/30/2017									
6/2/2017							<0.005	<0.005	
7/7/2017	<0.005					<0.005			
7/10/2017		<0.005							
7/12/2017							<0.005		
7/13/2017								<0.005	
7/14/2017									
3/26/2018	<0.005	<0.005							
3/27/2018							<0.005		
3/28/2018								<0.005	
2/25/2019	<0.005								
2/27/2019		<0.005							
2/28/2019							<0.005	<0.005	
4/1/2019	0.00011 (J)	<0.005						0.0004 (J)	
4/2/2019						0.00031 (J)	<0.005		
4/3/2019			0.00013 (J)						
9/23/2019	<0.005	<0.005				<0.005			
9/25/2019							<0.005	<0.005	
9/26/2019									
9/27/2019			<0.005						
2/18/2020	<0.005					<0.005			
2/19/2020		<0.005							
2/20/2020							<0.005		
2/21/2020			<0.005						
2/24/2020								<0.005	
3/18/2020	<0.005	<0.005							
3/19/2020						<0.005		<0.005	

ND substitution: RL or RL/2 if <15% NDs.

Time Series

Constituent: Selenium (mg/L) Analysis Run 8/7/2024 11:20 AM

Plant Bowen Client: Southern Company Data: Bowen AP-1

	BGWA-2 (bg)	BGWA-29 (bg)	BGWA-33 (bg)	BGWA-47D (bg)	BGWA-48D (bg)	BGWA-6	BGWC-10	BGWC-12	BGWC-14A
3/20/2020			<0.005						
3/23/2020							<0.005		
5/22/2020				0.0013 (J)					0.0014 (J)
5/25/2020					<0.005				
6/23/2020				<0.005	<0.005				<0.005
7/28/2020				<0.005	<0.005				<0.005
9/2/2020				<0.005					<0.005
9/3/2020					<0.005				
9/23/2020	<0.005	<0.005				<0.005			
9/24/2020							<0.005		
9/25/2020			<0.005					<0.005	
10/1/2020				0.0018 (J)	<0.005				<0.005
11/10/2020				<0.005	<0.005				<0.005
12/15/2020				0.0018	<0.005				<0.005
1/20/2021				<0.005	<0.005				<0.005
2/16/2021	<0.005	<0.005							
2/17/2021				<0.005	<0.005				
2/18/2021						<0.005	<0.005		<0.005
2/19/2021			<0.005					<0.005	
3/23/2021		<0.005							
3/24/2021								<0.005	<0.005
3/25/2021				0.002 (J)	<0.005				
3/26/2021	<0.005								
3/30/2021							<0.005		
3/31/2021						0.0032 (J)			
4/1/2021			0.004 (J)						
8/16/2021	<0.005	<0.005		0.002 (J)	<0.005	<0.005			
8/18/2021							<0.005	<0.005	<0.005
8/25/2021			<0.005						
2/9/2022	<0.005			0.0021 (J)	<0.005	<0.005			<0.005
2/10/2022		<0.005							
2/11/2022							<0.005	<0.005	
2/16/2022			<0.005						
7/26/2022	<0.005	<0.005		0.0021 (J)	<0.005	<0.005			<0.005
7/27/2022								<0.005	
7/28/2022							<0.005		
8/3/2022			<0.005						
1/24/2023	<0.005	<0.005		0.0015 (J)	<0.005				
1/25/2023						<0.005			
1/26/2023								<0.005	<0.005
1/27/2023							<0.005		
2/2/2023			<0.005						
8/15/2023				0.0015 (J)		<0.005			
8/16/2023		<0.005			<0.005			<0.005	<0.005
8/17/2023							<0.005		
8/21/2023	<0.005								
8/23/2023			<0.005						
1/31/2024				0.0015 (J)	<0.005	<0.005			
2/1/2024							<0.005	<0.005	<0.005
2/5/2024		<0.005							
2/7/2024			<0.005						
2/8/2024	<0.005								

ND substitution: RL or RL/2 if <15% NDs.

Time Series

Constituent: Selenium (mg/L) Analysis Run 8/7/2024 11:20 AM

Plant Bowen Client: Southern Company Data: Bowen AP-1

	BGWC-16
6/6/2016	
6/7/2016	<0.005
8/9/2016	
8/10/2016	
8/11/2016	<0.005
8/12/2016	
8/16/2016	
8/22/2016	
10/3/2016	
10/4/2016	
10/6/2016	
10/7/2016	<0.005
11/29/2016	
12/1/2016	
12/5/2016	
12/6/2016	<0.005
1/10/2017	
2/13/2017	
2/14/2017	
2/15/2017	
2/16/2017	0.0012 (J)
4/13/2017	
4/14/2017	
4/18/2017	<0.005
5/25/2017	
5/30/2017	<0.005
6/2/2017	
7/7/2017	
7/10/2017	
7/12/2017	
7/13/2017	
7/14/2017	<0.005
3/26/2018	
3/27/2018	<0.005
3/28/2018	
2/25/2019	<0.005
2/27/2019	
2/28/2019	
4/1/2019	
4/2/2019	0.0006 (J)
4/3/2019	
9/23/2019	
9/25/2019	
9/26/2019	<0.005
9/27/2019	
2/18/2020	
2/19/2020	
2/20/2020	0.0026 (J)
2/21/2020	
2/24/2020	
3/18/2020	
3/19/2020	0.0019 (J)

Time Series

Constituent: Selenium (mg/L) Analysis Run 8/7/2024 11:20 AM

Plant Bowen Client: Southern Company Data: Bowen AP-1

	BGWC-16
3/20/2020	
3/23/2020	
5/22/2020	
5/25/2020	
6/23/2020	
7/28/2020	
9/2/2020	
9/3/2020	
9/23/2020	
9/24/2020	0.003 (J)
9/25/2020	
10/1/2020	
11/10/2020	
12/15/2020	
1/20/2021	
2/16/2021	
2/17/2021	
2/18/2021	0.0017 (J)
2/19/2021	
3/23/2021	
3/24/2021	0.0017 (J)
3/25/2021	
3/26/2021	
3/30/2021	
3/31/2021	
4/1/2021	
8/16/2021	
8/18/2021	<0.005
8/25/2021	
2/9/2022	
2/10/2022	
2/11/2022	<0.005
2/16/2022	
7/26/2022	
7/27/2022	0.0018 (J)
7/28/2022	
8/3/2022	
1/24/2023	
1/25/2023	
1/26/2023	0.0024 (J)
1/27/2023	
2/2/2023	
8/15/2023	
8/16/2023	
8/17/2023	0.0015 (J)
8/21/2023	
8/23/2023	
1/31/2024	
2/1/2024	0.0034 (J)
2/5/2024	
2/7/2024	
2/8/2024	

ND substitution: RL or RL/2 if <15% NDs.

Time Series

Constituent: Selenium (mg/L) Analysis Run 8/7/2024 11:20 AM

Plant Bowen Client: Southern Company Data: Bowen AP-1

	BGWC-17	BGWC-18	BGWC-19	BGWC-20	BGWC-21	BGWC-22	BGWC-23	BGWC-24	BGWC-25
6/7/2016	0.0004 (J)								
6/8/2016		<0.005	0.00043 (J)	<0.005	<0.005	<0.005			<0.005
6/9/2016							<0.005	0.00099 (J)	
8/11/2016	<0.005								
8/12/2016		<0.005	<0.005	<0.005					
8/15/2016									<0.005
8/18/2016					<0.005	<0.005	<0.005	0.0023 (J)	
10/7/2016	<0.005	<0.005	<0.005						
10/10/2016				<0.005	0.001 (J)	<0.005	<0.005	0.004 (J)	<0.005
12/6/2016	<0.005	<0.005							
12/7/2016			<0.005	0.0037 (J)			0.0176	0.0302	
12/8/2016					<0.005	0.012			<0.005
1/23/2017									
2/7/2017									
2/16/2017	<0.005	<0.005	<0.005						
2/17/2017				<0.005	<0.005	<0.005			
2/20/2017							<0.005	0.0044 (J)	<0.005
3/27/2017									
4/17/2017									
4/19/2017	<0.005	<0.005	<0.005	<0.005	<0.005		<0.005	0.0046 (J)	
4/20/2017						<0.005			<0.005
5/22/2017									
5/30/2017	<0.005								
6/1/2017		<0.005	<0.005	<0.005	<0.005				<0.005
6/5/2017						0.0018 (J)	<0.005	0.0033 (J)	
7/11/2017									
7/14/2017	<0.005	<0.005	<0.005						
7/17/2017							<0.005	0.0052 (J)	<0.005
7/18/2017				<0.005	<0.005				
7/19/2017						<0.005			
8/23/2017									
3/26/2018									
3/27/2018	<0.005	<0.005	<0.005						
3/28/2018				<0.005	<0.005				<0.005
3/29/2018						<0.005	<0.005	<0.05	
2/27/2019	<0.005	<0.005		<0.005					
3/1/2019			<0.005			<0.005	<0.005	<0.05	<0.005
4/2/2019	0.00077 (J)	0.001 (J)							
4/3/2019			0.00058 (J)	<0.005	0.00012 (J)	<0.005	<0.005	0.0038 (J)	
4/4/2019									<0.005
9/26/2019	<0.005	<0.005	<0.005	<0.005					
9/27/2019						<0.005	<0.005		
9/30/2019					<0.005			0.0065 (J)	<0.005
2/24/2020	0.0013 (J)	<0.005	0.0013 (J)	<0.005					
2/25/2020						<0.005	0.002 (J)		
2/26/2020					<0.005			0.0077 (J)	<0.005
3/19/2020	0.0022 (J)								
3/20/2020		<0.005	<0.005		<0.005	<0.005			
3/23/2020				<0.005			<0.005		
3/24/2020									<0.005
3/25/2020								0.0067 (J)	
9/24/2020	<0.005	<0.005			<0.005	0.0026 (J)	<0.005		

ND substitution: RL or RL/2 if <15% NDs.

Time Series

Constituent: Selenium (mg/L) Analysis Run 8/7/2024 11:20 AM

Plant Bowen Client: Southern Company Data: Bowen AP-1

	BGWC-17	BGWC-18	BGWC-19	BGWC-20	BGWC-21	BGWC-22	BGWC-23	BGWC-24	BGWC-25
9/25/2020								0.01	
9/28/2020			<0.005	<0.005					<0.005
2/18/2021	<0.005	<0.005	<0.005	<0.005					
2/19/2021					<0.005	<0.005	<0.005	0.0065	
2/23/2021									<0.005
3/8/2021									
3/24/2021	<0.005	<0.005							
3/25/2021									
3/26/2021			<0.005				<0.005	<0.05	<0.005
3/29/2021				<0.005	<0.005	<0.005			
8/19/2021	<0.005	<0.005							<0.005
8/20/2021			<0.005	<0.005	<0.005				
8/23/2021						<0.005	<0.005	0.0045 (J)	
2/11/2022	<0.005								
2/14/2022							<0.005		
2/15/2022						<0.005		0.0055	
2/16/2022		<0.005	<0.005	<0.005	<0.005				<0.005
7/27/2022	<0.005	<0.005	<0.005	<0.005					<0.005
7/28/2022					<0.005				
8/1/2022							<0.005		
8/2/2022						<0.005		0.0027 (J)	
10/21/2022								0.0045 (J)	
1/26/2023	<0.005	0.0022 (J)							
1/27/2023			<0.005		<0.005				<0.005
1/30/2023				<0.005					
2/1/2023								0.006	
2/2/2023							0.0019 (J)		
2/7/2023						0.0016 (J)			
8/17/2023	<0.005	<0.005							<0.005
8/18/2023			<0.005	<0.005					
8/21/2023									
8/22/2023						0.0017 (J)			
8/23/2023					<0.005		<0.005		
8/25/2023								0.0049 (J)	
1/30/2024								0.0054	
2/1/2024	<0.005								
2/2/2024		0.0024 (J)	0.0013 (J)						
2/5/2024				<0.005	<0.005				<0.005
2/6/2024									
2/8/2024						0.0012 (J)	<0.005		

ND substitution: RL or RL/2 if <15% NDs.

Time Series

Constituent: Selenium (mg/L) Analysis Run 8/7/2024 11:20 AM

Plant Bowen Client: Southern Company Data: Bowen AP-1

	BGWC-30
6/7/2016	
6/8/2016	
6/9/2016	
8/11/2016	
8/12/2016	
8/15/2016	
8/18/2016	
10/7/2016	
10/10/2016	
12/6/2016	
12/7/2016	
12/8/2016	
1/23/2017	0.015
2/7/2017	0.0114
2/16/2017	
2/17/2017	
2/20/2017	
3/27/2017	0.0092 (J)
4/17/2017	0.0082 (J)
4/19/2017	
4/20/2017	
5/22/2017	0.0094 (J)
5/30/2017	
6/1/2017	
6/5/2017	0.0118
7/11/2017	0.012
7/14/2017	
7/17/2017	
7/18/2017	
7/19/2017	
8/23/2017	0.0097 (J)
3/26/2018	<0.01
3/27/2018	
3/28/2018	
3/29/2018	
2/27/2019	
3/1/2019	0.01 (J)
4/2/2019	0.0092 (J)
4/3/2019	
4/4/2019	
9/26/2019	
9/27/2019	0.0033 (J)
9/30/2019	
2/24/2020	
2/25/2020	
2/26/2020	<0.01
3/19/2020	
3/20/2020	
3/23/2020	0.0041 (J)
3/24/2020	
3/25/2020	
9/24/2020	

ND substitution: RL or RL/2 if <15% NDs.

Time Series

Constituent: Selenium (mg/L) Analysis Run 8/7/2024 11:20 AM

Plant Bowen Client: Southern Company Data: Bowen AP-1

	BGWC-30
9/25/2020	0.0035 (J)
9/28/2020	
2/18/2021	
2/19/2021	
2/23/2021	
3/8/2021	0.0048 (J)
3/24/2021	
3/25/2021	0.0021 (J)
3/26/2021	
3/29/2021	
8/19/2021	0.0052
8/20/2021	
8/23/2021	
2/11/2022	
2/14/2022	0.0084
2/15/2022	
2/16/2022	
7/27/2022	
7/28/2022	
8/1/2022	0.0074
8/2/2022	
10/21/2022	
1/26/2023	
1/27/2023	
1/30/2023	
2/1/2023	0.01
2/2/2023	
2/7/2023	
8/17/2023	
8/18/2023	
8/21/2023	0.0065
8/22/2023	
8/23/2023	
8/25/2023	
1/30/2024	
2/1/2024	
2/2/2024	
2/5/2024	
2/6/2024	0.0093
2/8/2024	

Time Series

Constituent: Selenium (mg/L) Analysis Run 8/7/2024 11:20 AM

Plant Bowen Client: Southern Company Data: Bowen AP-1

	BGWC-31	BGWC-32	BGWC-34D	BGWC-35D	BGWC-36D	BGWC-37D	BGWC-38D	BGWC-39	BGWC-40
4/2/2019					0.014				
4/4/2019	8E-05 (J)		0.0001 (J)	<0.005					
4/5/2019		0.00015 (J)							
9/24/2019	<0.005		<0.005						
9/26/2019		<0.005		<0.005					
9/27/2019					0.0071 (J)				
2/25/2020				<0.005		<0.005			
2/26/2020	<0.005				0.0029 (J)				
2/27/2020		<0.005	<0.005				<0.005	<0.005	
2/28/2020									0.0018 (J)
3/23/2020	<0.005				0.0033 (J)				
3/24/2020		<0.005	<0.005			<0.005	<0.005	<0.005	
3/25/2020				<0.005					0.0039 (J)
9/2/2020							0.003 (J)		
9/25/2020		<0.005		<0.005		<0.005			
9/28/2020	<0.005		<0.005		0.0076 (J)				
9/29/2020								0.002 (J)	0.005 (J)
2/19/2021			<0.005						
2/22/2021	<0.005			<0.005		<0.005		<0.005	0.0094
2/23/2021		<0.005							
3/8/2021					0.011				
3/9/2021							0.005		
3/25/2021					0.012				
3/26/2021				<0.005		<0.005			
3/29/2021	<0.005						<0.005		
3/30/2021		<0.005	<0.005						0.0098
3/31/2021								0.002 (J)	
8/19/2021							<0.005		
8/20/2021	<0.005			<0.005		<0.005			
8/23/2021					0.0086				
8/24/2021			<0.005					<0.005	0.0096
8/25/2021		<0.005							
2/14/2022					0.011		<0.005		
2/15/2022									
2/16/2022	<0.005	<0.005	<0.005					<0.005	0.0084
2/17/2022				<0.005		<0.005			
7/28/2022	<0.005		<0.005	<0.005		<0.005			0.007
7/29/2022		<0.005			0.011				
8/2/2022							<0.005	<0.005	
1/27/2023	<0.005								
1/30/2023			<0.005	<0.005		<0.005			
1/31/2023		<0.005							0.0097
2/1/2023					0.0098				
2/2/2023								<0.005	
2/7/2023							<0.005		
8/18/2023	<0.005	<0.005	<0.005						0.0082
8/21/2023					0.014		0.0019 (J)		
8/23/2023								<0.005	
8/24/2023				<0.005		<0.005			
1/30/2024					0.013				
2/2/2024	<0.005								
2/5/2024			<0.005						

ND substitution: RL or RL/2 if <15% NDs.

Time Series

Constituent: Selenium (mg/L) Analysis Run 8/7/2024 11:20 AM

Plant Bowen Client: Southern Company Data: Bowen AP-1

	BGWC-31	BGWC-32	BGWC-34D	BGWC-35D	BGWC-36D	BGWC-37D	BGWC-38D	BGWC-39	BGWC-40
2/6/2024							0.0039 (J)		
2/7/2024				<0.005		<0.005			0.0091
2/8/2024		<0.005						<0.005	

ND substitution: RL or RL/2 if <15% NDs.

Time Series

Constituent: Selenium (mg/L) Analysis Run 8/7/2024 11:20 AM

Plant Bowen Client: Southern Company Data: Bowen AP-1

	BGWC-41D
4/2/2019	
4/4/2019	
4/5/2019	
9/24/2019	
9/26/2019	
9/27/2019	
2/25/2020	
2/26/2020	
2/27/2020	
2/28/2020	
3/23/2020	
3/24/2020	
3/25/2020	
9/2/2020	0.0016 (J)
9/25/2020	
9/28/2020	
9/29/2020	
2/19/2021	
2/22/2021	<0.005
2/23/2021	
3/8/2021	
3/9/2021	
3/25/2021	
3/26/2021	
3/29/2021	
3/30/2021	
3/31/2021	0.0016 (J)
8/19/2021	
8/20/2021	
8/23/2021	
8/24/2021	<0.005
8/25/2021	
2/14/2022	
2/15/2022	<0.005
2/16/2022	
2/17/2022	
7/28/2022	
7/29/2022	<0.005
8/2/2022	
1/27/2023	
1/30/2023	
1/31/2023	
2/1/2023	0.0016 (J)
2/2/2023	
2/7/2023	
8/18/2023	
8/21/2023	
8/23/2023	<0.005
8/24/2023	
1/30/2024	
2/2/2024	
2/5/2024	

ND substitution: RL or RL/2 if <15% NDs.

Time Series

Constituent: Selenium (mg/L) Analysis Run 8/7/2024 11:20 AM

Plant Bowen Client: Southern Company Data: Bowen AP-1

	BGWC-41D
2/6/2024	
2/7/2024	<0.005
2/8/2024	

ND substitution: RL or RL/2 if <15% NDs.

Time Series

Constituent: Selenium (mg/L) Analysis Run 8/7/2024 11:20 AM

Plant Bowen Client: Southern Company Data: Bowen AP-1

	BGWC-42D	BGWC-43D	BGWC-44D	BGWC-49D	BGWC-50D	BGWC-51	BGWC-52	BGWC-7	BGWC-8
6/6/2016									
6/7/2016									4.8E-05 (J)
6/8/2016								<0.005	
8/10/2016									<0.005
8/11/2016								<0.005	
10/4/2016									<0.005
10/5/2016									
10/6/2016								<0.005	
12/2/2016									<0.005
12/5/2016									
12/6/2016								<0.005	
2/14/2017									<0.005
2/15/2017								<0.005	
4/14/2017									<0.005
4/17/2017									
4/18/2017								<0.005	
5/26/2017									<0.005
6/2/2017								<0.005	
7/10/2017									<0.005
7/11/2017									
7/14/2017								<0.005	
3/26/2018									<0.005
3/27/2018								<0.005	
2/25/2019									<0.005
2/28/2019								<0.005	
4/1/2019									0.00015 (J)
4/2/2019								<0.005	
9/24/2019								<0.005	<0.005
2/19/2020									<0.005
2/20/2020									
2/21/2020								<0.005	
3/18/2020									<0.005
3/19/2020								<0.005	
9/3/2020	0.0022 (J)	0.0028 (J)	<0.005						
9/23/2020									<0.005
9/24/2020									
9/25/2020								<0.005	
1/28/2021						0.014	<0.005		
2/16/2021									<0.005
2/17/2021									
2/18/2021			<0.005					<0.005	
2/22/2021	<0.005								
2/23/2021						0.013	0.0016 (J)		
3/8/2021		<0.005							
3/24/2021									<0.005
3/29/2021		<0.005							
3/30/2021						0.01 (J)	<0.005	<0.005	
3/31/2021			<0.005						
4/1/2021	0.0027 (J)								
4/19/2021				<0.005	<0.005				
8/18/2021			<0.005		<0.005				<0.005
8/19/2021								<0.005	

ND substitution: RL or RL/2 if <15% NDs.

Time Series

Constituent: Selenium (mg/L) Analysis Run 8/7/2024 11:20 AM

Plant Bowen Client: Southern Company Data: Bowen AP-1

	BGWC-42D	BGWC-43D	BGWC-44D	BGWC-49D	BGWC-50D	BGWC-51	BGWC-52	BGWC-7	BGWC-8
8/20/2021	<0.005								
8/23/2021		<0.005				0.013	<0.005		
8/24/2021				<0.005					
2/9/2022			<0.005		<0.005				
2/10/2022									<0.005
2/11/2022								<0.005	
2/14/2022						0.0042 (J)	0.0018 (J)		
2/15/2022		<0.005							
2/17/2022	<0.005			<0.005					
7/26/2022			<0.005		<0.005				<0.005
7/28/2022	<0.005						<0.005	<0.005	
8/1/2022		<0.005		<0.005		0.0036 (J)			
1/25/2023			<0.005		<0.005				
1/26/2023								<0.005	<0.005
1/30/2023	<0.005								
1/31/2023						0.0058	<0.005		
2/1/2023				<0.005					
2/7/2023		<0.005							
8/15/2023			<0.005		<0.005				
8/16/2023									<0.005
8/17/2023								<0.005	
8/21/2023						0.0097			
8/22/2023				<0.005			0.0039 (J)		
8/23/2023		<0.005							
8/24/2023	<0.005								
1/30/2024		0.0055							
1/31/2024			<0.005		<0.005				
2/1/2024									<0.005
2/2/2024								<0.005	
2/5/2024						0.004 (J)	0.0014 (J)		
2/6/2024				<0.005					
2/7/2024	<0.005								

ND substitution: RL or RL/2 if <15% NDs.

Time Series

Constituent: Selenium (mg/L) Analysis Run 8/7/2024 11:20 AM

Plant Bowen Client: Southern Company Data: Bowen AP-1

	BGWC-9
6/6/2016	0.00031 (J)
6/7/2016	
6/8/2016	
8/10/2016	
8/11/2016	0.001 (J)
10/4/2016	
10/5/2016	0.0017 (J)
10/6/2016	
12/2/2016	
12/5/2016	<0.005
12/6/2016	
2/14/2017	
2/15/2017	<0.005
4/14/2017	
4/17/2017	<0.005
4/18/2017	
5/26/2017	0.0014 (J)
6/2/2017	
7/10/2017	
7/11/2017	<0.005
7/14/2017	
3/26/2018	
3/27/2018	<0.005
2/25/2019	
2/28/2019	
4/1/2019	0.0004 (J)
4/2/2019	
9/24/2019	<0.005
2/19/2020	
2/20/2020	<0.005
2/21/2020	
3/18/2020	
3/19/2020	0.0015 (J)
9/3/2020	
9/23/2020	
9/24/2020	<0.005
9/25/2020	
1/28/2021	
2/16/2021	
2/17/2021	<0.005
2/18/2021	
2/22/2021	
2/23/2021	
3/8/2021	
3/24/2021	<0.005
3/29/2021	
3/30/2021	
3/31/2021	
4/1/2021	
4/19/2021	
8/18/2021	0.0014 (J)
8/19/2021	

ND substitution: RL or RL/2 if <15% NDs.

Time Series

Constituent: Selenium (mg/L) Analysis Run 8/7/2024 11:20 AM

Plant Bowen Client: Southern Company Data: Bowen AP-1

	BGWC-9
8/20/2021	
8/23/2021	
8/24/2021	
2/9/2022	
2/10/2022	<0.005
2/11/2022	
2/14/2022	
2/15/2022	
2/17/2022	
7/26/2022	0.0015 (J)
7/28/2022	
8/1/2022	
1/25/2023	
1/26/2023	0.0015 (J)
1/30/2023	
1/31/2023	
2/1/2023	
2/7/2023	
8/15/2023	
8/16/2023	
8/17/2023	0.0015 (J)
8/21/2023	
8/22/2023	
8/23/2023	
8/24/2023	
1/30/2024	
1/31/2024	
2/1/2024	0.0011 (J)
2/2/2024	
2/5/2024	
2/6/2024	
2/7/2024	

Time Series

Constituent: Sulfate (mg/L) Analysis Run 8/7/2024 11:20 AM

Plant Bowen Client: Southern Company Data: Bowen AP-1

	BGWA-2 (bg)	BGWA-29 (bg)	BGWA-33 (bg)	BGWA-47D (bg)	BGWA-48D (bg)	BGWA-6	BGWC-10	BGWC-12	BGWC-14A
6/6/2016	8					26			
6/7/2016							99	190	
8/9/2016	6.5								
8/10/2016						22			
8/11/2016									
8/12/2016								180	
8/16/2016							110		
8/22/2016		4.2							
10/3/2016	5.7								
10/4/2016		6.4				20			
10/6/2016								200	
10/7/2016							110		
11/29/2016	5.2								
12/1/2016		7.8				20			
12/5/2016								130	
12/6/2016							110		
1/10/2017		4.5							
2/13/2017	6.4								
2/14/2017		5.1				20			
2/15/2017								190	
2/16/2017							110		
4/13/2017	4.9					21			
4/14/2017		4.4							
4/18/2017							110	220	
5/25/2017	5.7	4.2				22			
5/30/2017									
6/2/2017							110	250	
7/7/2017	6.3					25			
7/10/2017		3.5							
7/12/2017							110		
7/13/2017								250	
7/14/2017									
10/9/2017	6.1					25			
10/10/2017		3.3						210	
10/11/2017							110		
6/12/2018	8.3	6.8							
6/14/2018							110	275	
10/16/2018	8.9	7.6				32.4			
10/17/2018								336	
10/18/2018							122		
4/1/2019	10.8	5.2						239	
4/2/2019						29.8	105		
4/3/2019			26.2						
5/2/2019	11.2								
9/23/2019	9	6.6				27.5			
9/25/2019							93.7	205	
9/26/2019									
9/27/2019			200 (o)						
2/18/2020						25.7			
2/19/2020		1.6							
2/21/2020			23.5						
3/18/2020	11.7	3.7							

Time Series

Constituent: Sulfate (mg/L) Analysis Run 8/7/2024 11:20 AM

Plant Bowen Client: Southern Company Data: Bowen AP-1

	BGWA-2 (bg)	BGWA-29 (bg)	BGWA-33 (bg)	BGWA-47D (bg)	BGWA-48D (bg)	BGWA-6	BGWC-10	BGWC-12	BGWC-14A
3/19/2020						28		255	
3/20/2020			26.1						
3/23/2020							95.6		
5/22/2020				53.5					92.6
5/25/2020					43.3				
6/23/2020				64.5	59.7				88.7
7/28/2020				65.7	15.8				300
9/2/2020				70.2					360
9/3/2020					24.4				
9/23/2020	12.9	5.3				24.6			
9/24/2020							98.6		
9/25/2020			22.6					320	
10/1/2020				70.2	26.6				382
11/10/2020				68.9	24.1				354
12/15/2020				78	28.3				406
1/20/2021				73.4	26.1				299
3/23/2021		4.6							
3/24/2021								301	115
3/25/2021				74.5	22				
3/26/2021	12.8								
3/30/2021							104		
3/31/2021						21.9			
4/1/2021			24.6						
8/16/2021	12.7	4.8		74.5	6.7	23.4			
8/18/2021							97.9	326	375
8/25/2021			25						
2/9/2022	13.5			72.7	19.1	16.7			130
2/10/2022		1.9							
2/11/2022							86.1	343	
2/16/2022			22.8						
7/26/2022	13.2	3.6		74.9	20.8	20.7			486
7/27/2022								419	
7/28/2022							105		
8/3/2022			4.6						
1/24/2023	12.5	1.4		67.2	22.4				
1/25/2023						15.5			
1/26/2023								463	213
1/27/2023							97.3		
2/2/2023			7.3						
8/15/2023				65.7		18.2			
8/16/2023		3.8			23			398	486
8/17/2023							95		
8/21/2023	14.4								
8/23/2023			20.5						
1/31/2024				69.1	54.2	15.1			
2/1/2024							96.9	495	483
2/5/2024		1.3							
2/7/2024			23						
2/8/2024	13.8								

Time Series

Constituent: Sulfate (mg/L) Analysis Run 8/7/2024 11:20 AM

Plant Bowen Client: Southern Company Data: Bowen AP-1

	BGWC-16
6/6/2016	
6/7/2016	240
8/9/2016	
8/10/2016	
8/11/2016	250
8/12/2016	
8/16/2016	
8/22/2016	
10/3/2016	
10/4/2016	
10/6/2016	
10/7/2016	260
11/29/2016	
12/1/2016	
12/5/2016	
12/6/2016	280
1/10/2017	
2/13/2017	
2/14/2017	
2/15/2017	
2/16/2017	380
4/13/2017	
4/14/2017	
4/18/2017	290
5/25/2017	
5/30/2017	260
6/2/2017	
7/7/2017	
7/10/2017	
7/12/2017	
7/13/2017	
7/14/2017	260
10/9/2017	
10/10/2017	
10/11/2017	270
6/12/2018	246
6/14/2018	
10/16/2018	
10/17/2018	
10/18/2018	276
4/1/2019	
4/2/2019	272
4/3/2019	
5/2/2019	
9/23/2019	
9/25/2019	
9/26/2019	288
9/27/2019	
2/18/2020	
2/19/2020	
2/21/2020	
3/18/2020	

Time Series

Constituent: Sulfate (mg/L) Analysis Run 8/7/2024 11:20 AM

Plant Bowen Client: Southern Company Data: Bowen AP-1

	BGWC-16
3/19/2020	311
3/20/2020	
3/23/2020	
5/22/2020	
5/25/2020	
6/23/2020	
7/28/2020	
9/2/2020	
9/3/2020	
9/23/2020	
9/24/2020	338
9/25/2020	
10/1/2020	
11/10/2020	
12/15/2020	
1/20/2021	
3/23/2021	
3/24/2021	317
3/25/2021	
3/26/2021	
3/30/2021	
3/31/2021	
4/1/2021	
8/16/2021	
8/18/2021	297
8/25/2021	
2/9/2022	
2/10/2022	
2/11/2022	358
2/16/2022	
7/26/2022	
7/27/2022	496
7/28/2022	
8/3/2022	
1/24/2023	
1/25/2023	
1/26/2023	490
1/27/2023	
2/2/2023	
8/15/2023	
8/16/2023	
8/17/2023	453
8/21/2023	
8/23/2023	
1/31/2024	
2/1/2024	551
2/5/2024	
2/7/2024	
2/8/2024	

Time Series

Constituent: Sulfate (mg/L) Analysis Run 8/7/2024 11:20 AM

Plant Bowen Client: Southern Company Data: Bowen AP-1

	BGWC-17	BGWC-18	BGWC-19	BGWC-20	BGWC-21	BGWC-22	BGWC-23	BGWC-24	BGWC-25
6/7/2016	120								
6/8/2016		120	110	530	75	660			10
6/9/2016							510	730	
8/11/2016	110								
8/12/2016		81	110	530					
8/15/2016									10
8/18/2016					66	730	480	580	
10/7/2016	150	140	150						
10/10/2016				600	57	650	460	520	10
12/6/2016	130	160							
12/7/2016			97	580			490	370	
12/8/2016					68	660			13
1/23/2017									
2/7/2017									
2/16/2017	120	92	130						
2/17/2017				710	57	740			
2/20/2017							520	610	24
3/27/2017									
4/17/2017									
4/19/2017	110	80	140	610	52		490	600	
4/20/2017						990			26
5/22/2017									
5/30/2017	110								
6/1/2017		73	70	550	55				29
6/5/2017						700	480	700	
7/11/2017									
7/14/2017	110	78	110						
7/17/2017							510	670	25
7/18/2017				590	50				
7/19/2017						720			
8/23/2017									
10/10/2017									
10/11/2017	120	83	93	550			510	510	12
10/12/2017					48	780			
6/13/2018				541			586	689	
6/14/2018	106	74.6			48.1	738			10
6/15/2018			78.3						
10/17/2018	118								
10/18/2018		89.3							
10/19/2018			114		57.2				
10/22/2018				604		846	590	723	8.1
4/2/2019	86.9	70.1							
4/3/2019			90.6	593	61.9	720	603	648	
4/4/2019									11.4
5/2/2019						827			
9/26/2019	219	114	130	498					
9/27/2019						905	721		
9/30/2019					54.5			758	10.7
2/25/2020						472			
2/26/2020									
3/19/2020	90.5								
3/20/2020		75.9	76.9		57.8	610			

Time Series

Constituent: Sulfate (mg/L) Analysis Run 8/7/2024 11:20 AM

Plant Bowen Client: Southern Company Data: Bowen AP-1

	BGWC-17	BGWC-18	BGWC-19	BGWC-20	BGWC-21	BGWC-22	BGWC-23	BGWC-24	BGWC-25
3/23/2020				494			612		
3/24/2020									18.8
3/25/2020								603	
9/24/2020	156	69.9			57.8	864	676		
9/25/2020								613	
9/28/2020			70.3	578					8.8
3/24/2021	93.7	67.3							
3/25/2021									
3/26/2021			66.8				679	515	21.3
3/29/2021				504	55.2	772			
7/19/2021						506	335	194	
7/20/2021									
8/19/2021	91.7	56.4							10.2
8/20/2021			47.5	550	54.6				
8/23/2021						848	628	527	
11/1/2021						690	410	225	
2/11/2022	88.7								
2/14/2022							622		
2/15/2022						789		473	
2/16/2022		61.5	79.6	555	48.7				13.7
7/27/2022	118	55.5	82.7	617					12.6
7/28/2022					55.3				
8/1/2022							528		
8/2/2022						762		52.8	
10/21/2022								389 (R)	
1/26/2023	110	58.3							
1/27/2023			38.2		55.3				24.1
1/30/2023				622					
2/1/2023								395	
2/2/2023							514		
2/7/2023						707			
8/17/2023	116	60.8							20.2
8/18/2023			66	612					
8/21/2023									
8/22/2023						748			
8/23/2023					46.4		320		
8/25/2023								337	
1/30/2024								324	
2/1/2024	132								
2/2/2024		57.9	48.2						
2/5/2024				649	50.7				34.6
2/6/2024									
2/8/2024						549	368		

Time Series

Constituent: Sulfate (mg/L) Analysis Run 8/7/2024 11:20 AM

Plant Bowen Client: Southern Company Data: Bowen AP-1

	BGWC-30
6/7/2016	
6/8/2016	
6/9/2016	
8/11/2016	
8/12/2016	
8/15/2016	
8/18/2016	
10/7/2016	
10/10/2016	
12/6/2016	
12/7/2016	
12/8/2016	
1/23/2017	410
2/7/2017	410
2/16/2017	
2/17/2017	
2/20/2017	
3/27/2017	410
4/17/2017	400
4/19/2017	
4/20/2017	
5/22/2017	460
5/30/2017	
6/1/2017	
6/5/2017	440
7/11/2017	420
7/14/2017	
7/17/2017	
7/18/2017	
7/19/2017	
8/23/2017	390
10/10/2017	420
10/11/2017	
10/12/2017	
6/13/2018	
6/14/2018	
6/15/2018	174
10/17/2018	
10/18/2018	
10/19/2018	
10/22/2018	204
4/2/2019	153
4/3/2019	
4/4/2019	
5/2/2019	
9/26/2019	
9/27/2019	51.7
9/30/2019	
2/25/2020	
2/26/2020	42.6
3/19/2020	
3/20/2020	

Time Series

Constituent: Sulfate (mg/L) Analysis Run 8/7/2024 11:20 AM

Plant Bowen Client: Southern Company Data: Bowen AP-1

	BGWC-30
3/23/2020	55.7
3/24/2020	
3/25/2020	
9/24/2020	
9/25/2020	53.6
9/28/2020	
3/24/2021	
3/25/2021	28.1
3/26/2021	
3/29/2021	
7/19/2021	
7/20/2021	37.2
8/19/2021	58.2
8/20/2021	
8/23/2021	
11/1/2021	65.5
2/11/2022	
2/14/2022	74.4
2/15/2022	
2/16/2022	
7/27/2022	
7/28/2022	
8/1/2022	63.3
8/2/2022	
10/21/2022	
1/26/2023	
1/27/2023	
1/30/2023	
2/1/2023	75.5
2/2/2023	
2/7/2023	
8/17/2023	
8/18/2023	
8/21/2023	54
8/22/2023	
8/23/2023	
8/25/2023	
1/30/2024	
2/1/2024	
2/2/2024	
2/5/2024	
2/6/2024	64.2
2/8/2024	

Time Series

Constituent: Sulfate (mg/L) Analysis Run 8/7/2024 11:20 AM

Plant Bowen Client: Southern Company Data: Bowen AP-1

	BGWC-31	BGWC-32	BGWC-34D	BGWC-35D	BGWC-36D	BGWC-37D	BGWC-38D	BGWC-39	BGWC-40
10/17/2018					277				
10/18/2018	199								
10/19/2018			106						
10/22/2018		350		626					
4/2/2019					192				
4/4/2019	105		88	643					
4/5/2019		312							
5/3/2019		304							
9/24/2019	97.2		80.7						
9/26/2019		336		517					
9/27/2019					191				
11/15/2019		413							
12/13/2019								651	
12/16/2019									60.4
2/25/2020				424		197			
2/26/2020					90.4				
2/27/2020							228		
3/23/2020	99.6				98.7				
3/24/2020		232	95.5			168	275	162	
3/25/2020				272					112
5/4/2020									
9/2/2020							188		
9/25/2020		393		394		175			
9/28/2020	115		115		135				
9/29/2020								619	130
3/25/2021					137				
3/26/2021				647		150			
3/29/2021	35.9						136		
3/30/2021		368	127						144
3/31/2021								314	
8/19/2021							90.7		
8/20/2021	121			452		130			
8/23/2021					141				
8/24/2021			132					505	138
8/25/2021		285							
11/1/2021							110		
2/14/2022					122		139		
2/15/2022									
2/16/2022	118	265	129					403	125
2/17/2022				551		132			
7/28/2022	131		158	600		134			132
7/29/2022		298			138				
8/2/2022							140	484	
1/27/2023	126								
1/30/2023			163	687		136			
1/31/2023		300							128
2/1/2023					118				
2/2/2023								226	
2/7/2023							42.6		
8/18/2023	119	189	143						110
8/21/2023					117		96.3		
8/23/2023								447	

Time Series

Constituent: Sulfate (mg/L) Analysis Run 8/7/2024 11:20 AM

Plant Bowen Client: Southern Company Data: Bowen AP-1

	BGWC-31	BGWC-32	BGWC-34D	BGWC-35D	BGWC-36D	BGWC-37D	BGWC-38D	BGWC-39	BGWC-40
8/24/2023				630		146			
1/30/2024					126				
2/2/2024	120								
2/5/2024			154						
2/6/2024							195		
2/7/2024				623		135			106
2/8/2024		189						282	

Time Series

Constituent: Sulfate (mg/L) Analysis Run 8/7/2024 11:20 AM

Plant Bowen Client: Southern Company Data: Bowen AP-1

	BGWC-41D
10/17/2018	
10/18/2018	
10/19/2018	
10/22/2018	
4/2/2019	
4/4/2019	
4/5/2019	
5/3/2019	
9/24/2019	
9/26/2019	
9/27/2019	
11/15/2019	
12/13/2019	
12/16/2019	
2/25/2020	
2/26/2020	
2/27/2020	
3/23/2020	
3/24/2020	
3/25/2020	
5/4/2020	234
9/2/2020	224
9/25/2020	
9/28/2020	
9/29/2020	
3/25/2021	
3/26/2021	
3/29/2021	
3/30/2021	
3/31/2021	262
8/19/2021	
8/20/2021	
8/23/2021	
8/24/2021	271
8/25/2021	
11/1/2021	
2/14/2022	
2/15/2022	278
2/16/2022	
2/17/2022	
7/28/2022	
7/29/2022	343
8/2/2022	
1/27/2023	
1/30/2023	
1/31/2023	
2/1/2023	345
2/2/2023	
2/7/2023	
8/18/2023	
8/21/2023	
8/23/2023	299

Time Series

Constituent: Sulfate (mg/L) Analysis Run 8/7/2024 11:20 AM

Plant Bowen Client: Southern Company Data: Bowen AP-1

	BGWC-41D
8/24/2023	
1/30/2024	
2/2/2024	
2/5/2024	
2/6/2024	
2/7/2024	329
2/8/2024	

Time Series

Constituent: Sulfate (mg/L) Analysis Run 8/7/2024 11:20 AM

Plant Bowen Client: Southern Company Data: Bowen AP-1

	BGWC-42D	BGWC-43D	BGWC-44D	BGWC-49D	BGWC-50D	BGWC-51	BGWC-52	BGWC-7	BGWC-8
6/6/2016									
6/7/2016									26
6/8/2016								410	
8/10/2016									29
8/11/2016								460	
10/4/2016									40
10/5/2016									
10/6/2016								440	
12/2/2016									37
12/5/2016									
12/6/2016								470	
2/14/2017									45
2/15/2017								510	
4/14/2017									27
4/17/2017									
4/18/2017								450	
5/26/2017									34
6/2/2017								470	
7/10/2017									28
7/11/2017									
7/14/2017								230	
10/10/2017									30
10/11/2017								480	
6/12/2018									35.2
6/13/2018								419	
10/16/2018									53
10/17/2018									
10/18/2018								438	
4/1/2019									30.5
4/2/2019								334	
9/24/2019								266	36.5
3/18/2020									34.3
3/19/2020								287	
5/4/2020		333	37.2						
5/11/2020	124								
5/20/2020	118	342							
9/3/2020	141	358	31						
9/23/2020									33.5
9/24/2020									
9/25/2020								298	
1/28/2021						562	308		
2/23/2021						536	320		
3/24/2021									24.2
3/29/2021		301							
3/30/2021						636	347	290	
3/31/2021			42.9						
4/1/2021	115								
4/19/2021				223	26.7				
7/20/2021		262							
8/18/2021			35		23.3				34
8/19/2021								237	
8/20/2021	151								

Time Series

Constituent: Sulfate (mg/L) Analysis Run 8/7/2024 11:20 AM

Plant Bowen Client: Southern Company Data: Bowen AP-1

	BGWC-42D	BGWC-43D	BGWC-44D	BGWC-49D	BGWC-50D	BGWC-51	BGWC-52	BGWC-7	BGWC-8
8/23/2021		328				545	277		
8/24/2021				235					
2/9/2022			48.4		79.4				
2/10/2022									27.2
2/11/2022								225	
2/14/2022						114	64.1		
2/15/2022		323							
2/17/2022	122			209					
7/26/2022			38.1		112				31.6
7/28/2022	136						50.1	268	
8/1/2022		316		204		94.4			
1/25/2023			11.7		268				
1/26/2023								253	24.3
1/30/2023	121								
1/31/2023						135	77.2		
2/1/2023				232					
2/7/2023		167							
8/15/2023			11.4		218				
8/16/2023									21
8/17/2023								207	
8/21/2023						95			
8/22/2023				214			92.8		
8/23/2023		283							
8/24/2023	112								
1/30/2024		288							
1/31/2024			20.7		271				
2/1/2024									21.4
2/2/2024								181	
2/5/2024						60.5	52		
2/6/2024				214					
2/7/2024	109								

Time Series

Constituent: Sulfate (mg/L) Analysis Run 8/7/2024 11:20 AM

Plant Bowen Client: Southern Company Data: Bowen AP-1

	BGWC-9
6/6/2016	100
6/7/2016	
6/8/2016	
8/10/2016	
8/11/2016	110
10/4/2016	
10/5/2016	120
10/6/2016	
12/2/2016	
12/5/2016	130
12/6/2016	
2/14/2017	
2/15/2017	120
4/14/2017	
4/17/2017	110
4/18/2017	
5/26/2017	110
6/2/2017	
7/10/2017	
7/11/2017	110
7/14/2017	
10/10/2017	110
10/11/2017	
6/12/2018	80.6
6/13/2018	
10/16/2018	
10/17/2018	117
10/18/2018	
4/1/2019	81.4
4/2/2019	
9/24/2019	89
3/18/2020	
3/19/2020	74.3
5/4/2020	
5/11/2020	
5/20/2020	
9/3/2020	
9/23/2020	
9/24/2020	84.8
9/25/2020	
1/28/2021	
2/23/2021	
3/24/2021	70.5
3/29/2021	
3/30/2021	
3/31/2021	
4/1/2021	
4/19/2021	
7/20/2021	
8/18/2021	71.7
8/19/2021	
8/20/2021	

Time Series

Constituent: Sulfate (mg/L) Analysis Run 8/7/2024 11:20 AM

Plant Bowen Client: Southern Company Data: Bowen AP-1

	BGWC-9
8/23/2021	
8/24/2021	
2/9/2022	
2/10/2022	70
2/11/2022	
2/14/2022	
2/15/2022	
2/17/2022	
7/26/2022	88
7/28/2022	
8/1/2022	
1/25/2023	
1/26/2023	63.6
1/30/2023	
1/31/2023	
2/1/2023	
2/7/2023	
8/15/2023	
8/16/2023	
8/17/2023	87.3
8/21/2023	
8/22/2023	
8/23/2023	
8/24/2023	
1/30/2024	
1/31/2024	
2/1/2024	78
2/2/2024	
2/5/2024	
2/6/2024	
2/7/2024	

Time Series

Constituent: Thallium (mg/L) Analysis Run 8/7/2024 11:20 AM

Plant Bowen Client: Southern Company Data: Bowen AP-1

	BGWA-2 (bg)	BGWA-29 (bg)	BGWA-33 (bg)	BGWA-47D (bg)	BGWA-48D (bg)	BGWA-6	BGWC-10	BGWC-12	BGWC-14A
6/6/2016	<0.001					<0.001			
6/7/2016							<0.001	<0.001	
8/9/2016	0.0001 (J)								
8/10/2016						7E-05 (J)			
8/11/2016									
8/12/2016								9E-05 (J)	
8/16/2016							<0.001		
8/22/2016		<0.001							
10/3/2016	<0.001								
10/4/2016		<0.001				<0.001			
10/6/2016								<0.001	
10/7/2016							<0.001		
11/29/2016	<0.001								
12/1/2016		<0.001				<0.001			
12/5/2016								<0.001	
12/6/2016							<0.001		
1/10/2017		<0.001							
2/13/2017	<0.001								
2/14/2017		<0.001				<0.001			
2/15/2017								<0.001	
2/16/2017							<0.001		
4/13/2017	9E-05 (J)					0.0001 (J)			
4/14/2017		<0.001							
4/18/2017							<0.001	9E-05 (J)	
5/25/2017	0.0001 (J)	<0.001				6E-05 (J)			
5/30/2017									
6/2/2017							<0.001	<0.001	
7/7/2017	9E-05 (J)					7E-05 (J)			
7/10/2017		<0.001							
7/12/2017							<0.001		
7/13/2017								8E-05 (J)	
7/14/2017									
3/26/2018	<0.001	<0.001							
3/27/2018							<0.001		
3/28/2018								<0.001	
6/12/2018	<0.001	<0.001							
6/14/2018							<0.001	<0.001	
10/16/2018	<0.001	<0.001				<0.001			
10/17/2018								<0.001	
10/18/2018							<0.001		
2/25/2019	<0.001								
2/27/2019		<0.001							
2/28/2019							<0.001	<0.001	
4/1/2019	0.00011 (J)	<0.001						<0.001	
4/2/2019						6.2E-05 (J)	<0.001		
4/3/2019			<0.001						
9/23/2019	0.00011 (J)	<0.001				6E-05 (J)			
9/25/2019							<0.001	6E-05 (J)	
9/26/2019									
9/27/2019			<0.001						
2/18/2020	0.00011 (J)					5.3E-05 (J)			
2/19/2020		<0.001							

ND substitution: RL or RL/2 if <15% NDs.

Time Series

Constituent: Thallium (mg/L) Analysis Run 8/7/2024 11:20 AM

Plant Bowen Client: Southern Company Data: Bowen AP-1

	BGWA-2 (bg)	BGWA-29 (bg)	BGWA-33 (bg)	BGWA-47D (bg)	BGWA-48D (bg)	BGWA-6	BGWC-10	BGWC-12	BGWC-14A
2/20/2020							<0.001		
2/21/2020			<0.001						
2/24/2020								<0.001	
3/18/2020	0.00012 (J)	<0.001							
3/19/2020						6.1E-05 (J)		6.2E-05 (J)	
3/20/2020			<0.001						
3/23/2020							<0.001		
5/22/2020				8.8E-05 (J)					0.00016 (J)
5/25/2020					<0.001				
6/23/2020				<0.001	<0.001				0.00011 (J)
7/28/2020				<0.001	<0.001				0.00026 (J)
9/2/2020				<0.001					0.00035 (J)
9/3/2020					<0.001				
9/23/2020	<0.001	<0.001				<0.001			
9/24/2020							<0.001		
9/25/2020			<0.001					<0.001	
10/1/2020				<0.001	<0.001				0.0005 (J)
11/10/2020				<0.001	<0.001				0.00044 (J)
12/15/2020				<0.001	<0.001				0.00044
1/20/2021				<0.001	<0.001				0.00031 (J)
2/16/2021	0.0002 (J)	<0.001							
2/17/2021				<0.001	<0.001				
2/18/2021						<0.001	<0.001		0.00077 (J)
2/19/2021			<0.001					<0.001	
3/23/2021		<0.001							
3/24/2021								<0.001	0.00023 (J)
3/25/2021				<0.001	<0.001				
3/26/2021	0.00025 (J)								
3/30/2021							<0.001		
3/31/2021						0.00017 (J)			
4/1/2021			<0.001						
8/16/2021	0.00019 (J)	<0.001		<0.001	<0.001	<0.001			
8/18/2021							<0.001	<0.001	0.00039 (J)
8/25/2021			<0.001						
2/9/2022	<0.001			<0.001	<0.001	<0.001			0.00024 (J)
2/10/2022		<0.001							
2/11/2022							<0.001	<0.001	
2/16/2022			<0.001						
7/26/2022	0.00021 (J)	<0.001		<0.001	<0.001	<0.001			0.00047 (J)
7/27/2022								<0.001	
7/28/2022							<0.001		
8/3/2022			<0.001						
1/24/2023	<0.001	<0.001		<0.001	<0.001				
1/25/2023						0.00022 (J)			
1/26/2023								<0.001	0.00048 (J)
1/27/2023							<0.001		
2/2/2023			<0.001						
8/15/2023				<0.001		<0.001			
8/16/2023		<0.001			<0.001			<0.001	0.00059 (J)
8/17/2023							<0.001		
8/21/2023	<0.001								
8/23/2023			<0.001						

ND substitution: RL or RL/2 if <15% NDs.

Time Series

Constituent: Thallium (mg/L) Analysis Run 8/7/2024 11:20 AM

Plant Bowen Client: Southern Company Data: Bowen AP-1

	BGWA-2 (bg)	BGWA-29 (bg)	BGWA-33 (bg)	BGWA-47D (bg)	BGWA-48D (bg)	BGWA-6	BGWC-10	BGWC-12	BGWC-14A
1/31/2024				<0.001	<0.001	<0.001			
2/1/2024							<0.001	<0.001	0.0006 (J)
2/5/2024		<0.001							
2/7/2024			<0.001						
2/8/2024	<0.001								

Time Series

Constituent: Thallium (mg/L) Analysis Run 8/7/2024 11:20 AM

Plant Bowen Client: Southern Company Data: Bowen AP-1

	BGWC-16
6/6/2016	
6/7/2016	0.0002 (J)
8/9/2016	
8/10/2016	
8/11/2016	0.0002 (J)
8/12/2016	
8/16/2016	
8/22/2016	
10/3/2016	
10/4/2016	
10/6/2016	
10/7/2016	0.0002 (J)
11/29/2016	
12/1/2016	
12/5/2016	
12/6/2016	0.0003 (J)
1/10/2017	
2/13/2017	
2/14/2017	
2/15/2017	
2/16/2017	0.0003 (J)
4/13/2017	
4/14/2017	
4/18/2017	0.0002 (J)
5/25/2017	
5/30/2017	0.0002 (J)
6/2/2017	
7/7/2017	
7/10/2017	
7/12/2017	
7/13/2017	
7/14/2017	0.0002 (J)
3/26/2018	
3/27/2018	0.00019 (J)
3/28/2018	
6/12/2018	0.0002 (J)
6/14/2018	
10/16/2018	
10/17/2018	
10/18/2018	0.0002 (J)
2/25/2019	0.00023 (J)
2/27/2019	
2/28/2019	
4/1/2019	
4/2/2019	0.0002 (J)
4/3/2019	
9/23/2019	
9/25/2019	
9/26/2019	0.00023 (J)
9/27/2019	
2/18/2020	
2/19/2020	

Time Series

Constituent: Thallium (mg/L) Analysis Run 8/7/2024 11:20 AM

Plant Bowen Client: Southern Company Data: Bowen AP-1

	BGWC-16
2/20/2020	0.00028 (J)
2/21/2020	
2/24/2020	
3/18/2020	
3/19/2020	0.00022 (J)
3/20/2020	
3/23/2020	
5/22/2020	
5/25/2020	
6/23/2020	
7/28/2020	
9/2/2020	
9/3/2020	
9/23/2020	
9/24/2020	0.00024 (J)
9/25/2020	
10/1/2020	
11/10/2020	
12/15/2020	
1/20/2021	
2/16/2021	
2/17/2021	
2/18/2021	0.00023 (J)
2/19/2021	
3/23/2021	
3/24/2021	0.00019 (J)
3/25/2021	
3/26/2021	
3/30/2021	
3/31/2021	
4/1/2021	
8/16/2021	
8/18/2021	0.00023 (J)
8/25/2021	
2/9/2022	
2/10/2022	
2/11/2022	0.00024 (J)
2/16/2022	
7/26/2022	
7/27/2022	0.00025 (J)
7/28/2022	
8/3/2022	
1/24/2023	
1/25/2023	
1/26/2023	0.00023 (J)
1/27/2023	
2/2/2023	
8/15/2023	
8/16/2023	
8/17/2023	0.00025 (J)
8/21/2023	
8/23/2023	

Time Series

Constituent: Thallium (mg/L) Analysis Run 8/7/2024 11:20 AM

Plant Bowen Client: Southern Company Data: Bowen AP-1

	BGWC-16
1/31/2024	
2/1/2024	<0.001
2/5/2024	
2/7/2024	
2/8/2024	

ND substitution: RL or RL/2 if <15% NDs.

Time Series

Constituent: Thallium (mg/L) Analysis Run 8/7/2024 11:20 AM

Plant Bowen Client: Southern Company Data: Bowen AP-1

	BGWC-17	BGWC-18	BGWC-19	BGWC-20	BGWC-21	BGWC-22	BGWC-23	BGWC-24	BGWC-25
6/7/2016	8.5E-05 (J)								
6/8/2016		<0.001	8.5E-05 (J)	<0.001	<0.001	0.00035 (J)			<0.001
6/9/2016							0.0001 (J)	0.00022 (J)	
8/11/2016	8E-05 (J)								
8/12/2016		6E-05 (J)	8E-05 (J)	<0.001					
8/15/2016									<0.001
8/18/2016					<0.001	0.0005 (J)	<0.001	<0.001	
10/7/2016	<0.001	<0.001	<0.001						
10/10/2016				<0.001	<0.001	0.0006 (J)	<0.001	0.0003 (J)	<0.001
12/6/2016	<0.001	<0.001							
12/7/2016			<0.001	<0.001			<0.001	<0.001	
12/8/2016					<0.001	0.0005 (J)			<0.001
1/23/2017									
2/7/2017									
2/16/2017	<0.001	<0.001	<0.001						
2/17/2017				<0.001	<0.001	0.0006 (J)			
2/20/2017							<0.001	0.0003 (J)	<0.001
3/27/2017									
4/17/2017									
4/19/2017	8E-05 (J)	<0.001	6E-05 (J)	<0.001	<0.001		<0.001	0.0004 (J)	
4/20/2017						0.0006 (J)			<0.001
5/22/2017									
5/30/2017	9E-05 (J)								
6/1/2017		<0.001	8E-05 (J)	<0.001	<0.001				<0.001
6/5/2017						0.0006 (J)	<0.001	0.0004 (J)	
7/11/2017									
7/14/2017	9E-05 (J)	<0.001	8E-05 (J)						
7/17/2017							<0.001	0.0004 (J)	<0.001
7/18/2017				<0.001	<0.001				
7/19/2017						0.0007 (J)			
8/23/2017									
3/26/2018									
3/27/2018	<0.001	<0.001	<0.001						
3/28/2018				<0.001	<0.001				<0.001
3/29/2018						0.00063 (J)	<0.001	0.00048 (J)	
6/13/2018				<0.001			<0.001	0.00053 (J)	
6/14/2018	<0.001	<0.001			<0.001	0.00069 (J)			<0.001
6/15/2018			<0.001						
10/17/2018	<0.001								
10/18/2018		<0.001							
10/19/2018			<0.001		<0.001				
10/22/2018				<0.001		0.00071 (J)	<0.001	0.00047 (J)	<0.001
2/27/2019	<0.001	<0.001		<0.001					
3/1/2019			<0.001			0.00074 (J)	<0.001	0.0007 (J)	<0.001
4/2/2019	7.5E-05 (J)	<0.001							
4/3/2019			<0.001	<0.001	<0.001	0.0007 (J)	<0.001	0.00064 (J)	
4/4/2019									<0.001
9/26/2019	0.00026 (J)	7.1E-05 (J)	8E-05 (J)	<0.001					
9/27/2019						0.00088 (J)	0.00018 (J)		
9/30/2019					<0.001			0.00069 (J)	<0.001
2/24/2020	5.9E-05 (J)	6.8E-05 (J)	<0.001	<0.001					
2/25/2020						0.00062 (J)	0.00015 (J)		

ND substitution: RL or RL/2 if <15% NDs.

Time Series

Constituent: Thallium (mg/L) Analysis Run 8/7/2024 11:20 AM

Plant Bowen Client: Southern Company Data: Bowen AP-1

	BGWC-17	BGWC-18	BGWC-19	BGWC-20	BGWC-21	BGWC-22	BGWC-23	BGWC-24	BGWC-25
2/26/2020					<0.001			0.00073 (J)	<0.001
3/19/2020	6.1E-05 (J)								
3/20/2020		<0.001	<0.001		<0.001	0.00063 (J)			
3/23/2020				0.0002 (J)			0.00016 (J)		
3/24/2020									<0.001
3/25/2020								0.00066 (J)	
9/24/2020	0.00018 (J)	<0.001			<0.001	0.001	0.00038 (J)		
9/25/2020								0.00057 (J)	
9/28/2020			<0.001	<0.001					<0.001
2/18/2021	<0.001	<0.001	<0.001	<0.001					
2/19/2021					<0.001	0.00089 (J)	0.00039 (J)	0.0005 (J)	
2/23/2021									<0.001
3/8/2021									
3/24/2021	<0.001	<0.001							
3/25/2021									
3/26/2021			<0.001				0.00069 (J)	0.00057 (J)	<0.001
3/29/2021				<0.001	<0.001	0.0009 (J)			
8/19/2021	<0.001	<0.001							<0.001
8/20/2021			<0.001	0.00025 (J)	<0.001				
8/23/2021						0.00088 (J)	<0.001	0.00051 (J)	
2/11/2022	<0.001								
2/14/2022							<0.001		
2/15/2022						0.0011		0.00045 (J)	
2/16/2022		<0.001	0.00021 (J)	<0.001	<0.001				<0.001
7/27/2022	<0.001	<0.001	<0.001	<0.001					<0.001
7/28/2022					<0.001				
8/1/2022							<0.001		
8/2/2022						0.00098 (J)		<0.001	
10/21/2022								0.00032 (J)	
1/26/2023	<0.001	0.00019 (J)							
1/27/2023			<0.001		<0.001				<0.001
1/30/2023				<0.001					
2/1/2023								0.00035 (J)	
2/2/2023							0.00027 (J)		
2/7/2023						0.0008 (J)			
8/17/2023	<0.001	<0.001							<0.001
8/18/2023			<0.001	<0.001					
8/21/2023									
8/22/2023						0.0013			
8/23/2023					<0.001		<0.001		
8/25/2023								0.00028 (J)	
1/30/2024								<0.001	
2/1/2024	<0.001								
2/2/2024		<0.001	<0.001						
2/5/2024				<0.001	<0.001				<0.001
2/6/2024									
2/8/2024						0.00083 (J)	<0.001		

ND substitution: RL or RL/2 if <15% NDs.

Time Series

Constituent: Thallium (mg/L) Analysis Run 8/7/2024 11:20 AM

Plant Bowen Client: Southern Company Data: Bowen AP-1

	BGWC-30
6/7/2016	
6/8/2016	
6/9/2016	
8/11/2016	
8/12/2016	
8/15/2016	
8/18/2016	
10/7/2016	
10/10/2016	
12/6/2016	
12/7/2016	
12/8/2016	
1/23/2017	0.0008 (J)
2/7/2017	0.0008 (J)
2/16/2017	
2/17/2017	
2/20/2017	
3/27/2017	0.0006 (J)
4/17/2017	0.0007 (J)
4/19/2017	
4/20/2017	
5/22/2017	0.0008 (J)
5/30/2017	
6/1/2017	
6/5/2017	0.0007 (J)
7/11/2017	0.0007 (J)
7/14/2017	
7/17/2017	
7/18/2017	
7/19/2017	
8/23/2017	0.0007 (J)
3/26/2018	0.00058 (J)
3/27/2018	
3/28/2018	
3/29/2018	
6/13/2018	
6/14/2018	
6/15/2018	0.00056 (J)
10/17/2018	
10/18/2018	
10/19/2018	
10/22/2018	0.00034 (J)
2/27/2019	
3/1/2019	0.00024 (J)
4/2/2019	0.00024 (J)
4/3/2019	
4/4/2019	
9/26/2019	
9/27/2019	0.00014 (J)
9/30/2019	
2/24/2020	
2/25/2020	

Time Series

Constituent: Thallium (mg/L) Analysis Run 8/7/2024 11:20 AM

Plant Bowen Client: Southern Company Data: Bowen AP-1

	BGWC-30
2/26/2020	8.5E-05 (J)
3/19/2020	
3/20/2020	
3/23/2020	9.1E-05 (J)
3/24/2020	
3/25/2020	
9/24/2020	
9/25/2020	<0.001
9/28/2020	
2/18/2021	
2/19/2021	
2/23/2021	
3/8/2021	<0.001
3/24/2021	
3/25/2021	<0.001
3/26/2021	
3/29/2021	
8/19/2021	0.00022 (J)
8/20/2021	
8/23/2021	
2/11/2022	
2/14/2022	<0.001
2/15/2022	
2/16/2022	
7/27/2022	
7/28/2022	
8/1/2022	<0.001
8/2/2022	
10/21/2022	
1/26/2023	
1/27/2023	
1/30/2023	
2/1/2023	<0.001
2/2/2023	
2/7/2023	
8/17/2023	
8/18/2023	
8/21/2023	<0.001
8/22/2023	
8/23/2023	
8/25/2023	
1/30/2024	
2/1/2024	
2/2/2024	
2/5/2024	
2/6/2024	<0.001
2/8/2024	

ND substitution: RL or RL/2 if <15% NDs.

Time Series

Constituent: Thallium (mg/L) Analysis Run 8/7/2024 11:20 AM

Plant Bowen Client: Southern Company Data: Bowen AP-1

	BGWC-31	BGWC-32	BGWC-34D	BGWC-35D	BGWC-36D	BGWC-37D	BGWC-38D	BGWC-39	BGWC-40
10/17/2018					0.00026 (J)				
10/18/2018	<0.001								
10/19/2018			<0.001						
10/22/2018		0.00014 (J)		<0.001					
4/2/2019					0.00022 (J)				
4/4/2019	<0.001		<0.001	<0.001					
4/5/2019		0.00046 (J)							
9/24/2019	<0.001		<0.001						
9/26/2019		0.00017 (J)		<0.001					
9/27/2019					0.00037 (J)				
2/25/2020				<0.001		<0.001			
2/26/2020	<0.001				0.00013 (J)				
2/27/2020		0.00013 (J)	8.9E-05 (J)				0.0027	0.00017 (J)	
2/28/2020									<0.001
3/23/2020	<0.001				0.00011 (J)				
3/24/2020		8.4E-05 (J)	<0.001			<0.001	5.6E-05 (J)	0.00013 (J)	
3/25/2020				6.8E-05 (J)					0.00014 (J)
9/2/2020							0.00042 (J)		
9/25/2020		0.00014 (J)		<0.001		<0.001			
9/28/2020	<0.001		<0.001		0.00019 (J)				
9/29/2020								0.00025 (J)	<0.001
2/19/2021			<0.001						
2/22/2021	<0.001			0.00016 (J)		<0.001		0.00021 (J)	<0.001
2/23/2021		0.00015 (J)							
3/8/2021					0.0002 (J)				
3/9/2021							<0.001		
3/25/2021					0.00019 (J)				
3/26/2021				<0.001		<0.001			
3/29/2021	<0.001						0.00018 (J)		
3/30/2021		0.00016 (J)	<0.001						<0.001
3/31/2021								0.00017 (J)	
8/19/2021							<0.001		
8/20/2021	<0.001			0.00026 (J)		<0.001			
8/23/2021					0.00024 (J)				
8/24/2021			<0.001					0.00027 (J)	<0.001
8/25/2021		<0.001							
2/14/2022					0.00022 (J)		<0.001		
2/15/2022									
2/16/2022	<0.001	<0.001	<0.001					<0.001	<0.001
2/17/2022				<0.001		<0.001			
7/28/2022	<0.001		<0.001	0.00022 (J)		<0.001			<0.001
7/29/2022		<0.001			0.00018 (J)				
8/2/2022							<0.001	<0.001	
1/27/2023	<0.001								
1/30/2023			<0.001	<0.001		<0.001			
1/31/2023		<0.001							<0.001
2/1/2023					<0.001				
2/2/2023								<0.001	
2/7/2023							<0.001		
8/18/2023	<0.001	<0.001	<0.001						<0.001
8/21/2023					<0.001		<0.001		
8/23/2023								<0.001	

ND substitution: RL or RL/2 if <15% NDs.

Time Series

Constituent: Thallium (mg/L) Analysis Run 8/7/2024 11:20 AM

Plant Bowen Client: Southern Company Data: Bowen AP-1

	BGWC-31	BGWC-32	BGWC-34D	BGWC-35D	BGWC-36D	BGWC-37D	BGWC-38D	BGWC-39	BGWC-40
8/24/2023				<0.001		0.00048 (J)			
1/30/2024					<0.001				
2/2/2024	<0.001								
2/5/2024			<0.001						
2/6/2024							<0.001		
2/7/2024				<0.001		<0.001			<0.001
2/8/2024		<0.001						<0.001	

ND substitution: RL or RL/2 if <15% NDs.

Time Series

Constituent: Thallium (mg/L) Analysis Run 8/7/2024 11:20 AM

Plant Bowen Client: Southern Company Data: Bowen AP-1

	BGWC-41D
10/17/2018	
10/18/2018	
10/19/2018	
10/22/2018	
4/2/2019	
4/4/2019	
4/5/2019	
9/24/2019	
9/26/2019	
9/27/2019	
2/25/2020	
2/26/2020	
2/27/2020	
2/28/2020	
3/23/2020	
3/24/2020	
3/25/2020	
9/2/2020	<0.001
9/25/2020	
9/28/2020	
9/29/2020	
2/19/2021	
2/22/2021	<0.001
2/23/2021	
3/8/2021	
3/9/2021	
3/25/2021	
3/26/2021	
3/29/2021	
3/30/2021	
3/31/2021	<0.001
8/19/2021	
8/20/2021	
8/23/2021	
8/24/2021	<0.001
8/25/2021	
2/14/2022	
2/15/2022	<0.001
2/16/2022	
2/17/2022	
7/28/2022	
7/29/2022	<0.001
8/2/2022	
1/27/2023	
1/30/2023	
1/31/2023	
2/1/2023	<0.001
2/2/2023	
2/7/2023	
8/18/2023	
8/21/2023	
8/23/2023	<0.001

ND substitution: RL or RL/2 if <15% NDs.

Time Series

Constituent: Thallium (mg/L) Analysis Run 8/7/2024 11:20 AM

Plant Bowen Client: Southern Company Data: Bowen AP-1

	BGWC-41D
8/24/2023	
1/30/2024	
2/2/2024	
2/5/2024	
2/6/2024	
2/7/2024	<0.001
2/8/2024	

ND substitution: RL or RL/2 if <15% NDs.

Time Series

Constituent: Thallium (mg/L) Analysis Run 8/7/2024 11:20 AM

Plant Bowen Client: Southern Company Data: Bowen AP-1

	BGWC-42D	BGWC-43D	BGWC-44D	BGWC-49D	BGWC-50D	BGWC-51	BGWC-52	BGWC-7	BGWC-8
6/6/2016									
6/7/2016									<0.001
6/8/2016								<0.001	
8/10/2016									<0.001
8/11/2016								<0.001	
10/4/2016									<0.001
10/5/2016									
10/6/2016								<0.001	
12/2/2016									<0.001
12/5/2016									
12/6/2016								<0.001	
2/14/2017									<0.001
2/15/2017								<0.001	
4/14/2017									<0.001
4/17/2017									
4/18/2017								<0.001	
5/26/2017									<0.001
6/2/2017								<0.001	
7/10/2017									<0.001
7/11/2017									
7/14/2017								<0.001	
3/26/2018									<0.001
3/27/2018								<0.001	
6/12/2018									<0.001
6/13/2018								<0.001	
10/16/2018									<0.001
10/17/2018									
10/18/2018								<0.001	
2/25/2019									<0.001
2/28/2019								<0.001	
4/1/2019									<0.001
4/2/2019								7E-05 (J)	
9/24/2019								8.7E-05 (J)	<0.001
2/19/2020									<0.001
2/20/2020									
2/21/2020								9.6E-05 (J)	
3/18/2020									<0.001
3/19/2020								0.00011 (J)	
9/3/2020	<0.001	0.0024	<0.001						
9/23/2020									<0.001
9/24/2020									
9/25/2020								<0.001	
1/28/2021						0.0002 (J)	0.00045 (J)		
2/16/2021									<0.001
2/17/2021									
2/18/2021			<0.001					<0.001	
2/22/2021	<0.001								
2/23/2021						<0.001	0.00023 (J)		
3/8/2021		0.0015							
3/24/2021									<0.001
3/29/2021		0.0016							
3/30/2021						0.0004 (J)	0.00024 (J)	0.00015 (J)	

ND substitution: RL or RL/2 if <15% NDs.

Time Series

Constituent: Thallium (mg/L) Analysis Run 8/7/2024 11:20 AM

Plant Bowen Client: Southern Company Data: Bowen AP-1

	BGWC-42D	BGWC-43D	BGWC-44D	BGWC-49D	BGWC-50D	BGWC-51	BGWC-52	BGWC-7	BGWC-8
3/31/2021			<0.001						
4/1/2021	<0.001								
4/19/2021				<0.001	<0.001				
8/18/2021			<0.001		<0.001				<0.001
8/19/2021								0.00023 (J)	
8/20/2021	<0.001								
8/23/2021		0.0028				<0.001	0.00037 (J)		
8/24/2021				<0.001					
2/9/2022			<0.001		<0.001				
2/10/2022									<0.001
2/11/2022								0.0003 (J)	
2/14/2022						<0.001	<0.001		
2/15/2022		0.0034							
2/17/2022	<0.001			<0.001					
7/26/2022			<0.001		<0.001				<0.001
7/28/2022	<0.001						<0.001	0.00029 (J)	
8/1/2022		0.0028		<0.001		<0.001			
1/25/2023			<0.001		<0.001				
1/26/2023								0.00019 (J)	<0.001
1/30/2023	<0.001								
1/31/2023						<0.001	0.0002 (J)		
2/1/2023				<0.001					
2/7/2023		0.0011							
8/15/2023			<0.001		<0.001				
8/16/2023									<0.001
8/17/2023								0.00074 (J)	
8/21/2023						<0.001			
8/22/2023				<0.001			<0.001		
8/23/2023		0.0021							
8/24/2023	<0.001								
1/30/2024		0.0055							
1/31/2024			<0.001		<0.001				
2/1/2024									<0.001
2/2/2024								<0.001	
2/5/2024						<0.001	<0.001		
2/6/2024				<0.001					
2/7/2024	<0.001								
4/3/2024		0.0021 (R)							

ND substitution: RL or RL/2 if <15% NDs.

Time Series

Constituent: Thallium (mg/L) Analysis Run 8/7/2024 11:20 AM

Plant Bowen Client: Southern Company Data: Bowen AP-1

	BGWC-9
6/6/2016	<0.001
6/7/2016	
6/8/2016	
8/10/2016	
8/11/2016	<0.001
10/4/2016	
10/5/2016	<0.001
10/6/2016	
12/2/2016	
12/5/2016	<0.001
12/6/2016	
2/14/2017	
2/15/2017	<0.001
4/14/2017	
4/17/2017	<0.001
4/18/2017	
5/26/2017	<0.001
6/2/2017	
7/10/2017	
7/11/2017	<0.001
7/14/2017	
3/26/2018	
3/27/2018	<0.001
6/12/2018	<0.001
6/13/2018	
10/16/2018	
10/17/2018	<0.001
10/18/2018	
2/25/2019	
2/28/2019	
4/1/2019	6.5E-05 (J)
4/2/2019	
9/24/2019	<0.001
2/19/2020	
2/20/2020	0.00022 (J)
2/21/2020	
3/18/2020	
3/19/2020	0.00018 (J)
9/3/2020	
9/23/2020	
9/24/2020	<0.001
9/25/2020	
1/28/2021	
2/16/2021	
2/17/2021	<0.001
2/18/2021	
2/22/2021	
2/23/2021	
3/8/2021	
3/24/2021	<0.001
3/29/2021	
3/30/2021	

ND substitution: RL or RL/2 if <15% NDs.

Time Series

Constituent: Thallium (mg/L) Analysis Run 8/7/2024 11:20 AM

Plant Bowen Client: Southern Company Data: Bowen AP-1

	BGWC-9
3/31/2021	
4/1/2021	
4/19/2021	
8/18/2021	<0.001
8/19/2021	
8/20/2021	
8/23/2021	
8/24/2021	
2/9/2022	
2/10/2022	<0.001
2/11/2022	
2/14/2022	
2/15/2022	
2/17/2022	
7/26/2022	<0.001
7/28/2022	
8/1/2022	
1/25/2023	
1/26/2023	0.00018 (J)
1/30/2023	
1/31/2023	
2/1/2023	
2/7/2023	
8/15/2023	
8/16/2023	
8/17/2023	0.0002 (J)
8/21/2023	
8/22/2023	
8/23/2023	
8/24/2023	
1/30/2024	
1/31/2024	
2/1/2024	<0.001
2/2/2024	
2/5/2024	
2/6/2024	
2/7/2024	
4/3/2024	

ND substitution: RL or RL/2 if <15% NDs.

Time Series

Constituent: Total Dissolved Solids (mg/L) Analysis Run 8/7/2024 11:20 AM

Plant Bowen Client: Southern Company Data: Bowen AP-1

	BGWA-2 (bg)	BGWA-29 (bg)	BGWA-33 (bg)	BGWA-47D (bg)	BGWA-48D (bg)	BGWA-6	BGWC-10	BGWC-12	BGWC-14A
6/6/2016	170					220			
6/7/2016							300	510	
8/9/2016	183								
8/10/2016						299			
8/11/2016									
8/12/2016								476	
8/16/2016							286		
8/22/2016		121							
10/3/2016	201								
10/4/2016		95				245			
10/6/2016								524	
10/7/2016							513		
11/29/2016	109								
12/1/2016		121				269			
12/5/2016								489	
12/6/2016							421		
1/10/2017		115							
2/13/2017	214								
2/14/2017		345 (o)				405			
2/15/2017								562	
2/16/2017							433		
4/13/2017	211					349			
4/14/2017		119							
4/18/2017							349	955	
5/25/2017	173	109				283			
5/30/2017									
6/2/2017							313	602	
7/7/2017	165					265			
7/10/2017		140							
7/12/2017							255		
7/13/2017								617	
7/14/2017									
10/9/2017	150					253			
10/10/2017		93						534	
10/11/2017							343		
6/12/2018	187	139							
6/14/2018							362	684	
10/16/2018	192	138				311			
10/17/2018								739	
10/18/2018							355		
4/1/2019	226	114						191	
4/2/2019						295	355		
4/3/2019			235						
9/23/2019	186	122				296			
9/25/2019							388	690	
9/26/2019									
9/27/2019			275						
2/18/2020						318			
2/19/2020		113							
2/21/2020			229						
3/18/2020	191	108							
3/19/2020						300		662	

Time Series

Constituent: Total Dissolved Solids (mg/L) Analysis Run 8/7/2024 11:20 AM

Plant Bowen Client: Southern Company Data: Bowen AP-1

	BGWA-2 (bg)	BGWA-29 (bg)	BGWA-33 (bg)	BGWA-47D (bg)	BGWA-48D (bg)	BGWA-6	BGWC-10	BGWC-12	BGWC-14A
3/20/2020			229						
3/23/2020							355		
5/22/2020				357					454
5/25/2020					249				
6/23/2020				383	280				423
7/28/2020				410	264				768
9/2/2020				389					814
9/3/2020					303				
9/23/2020	237	114				296			
9/24/2020							356		
9/25/2020			233					740	
10/1/2020				384	301				824
11/10/2020				405	305				800
12/15/2020				385	289				876
1/20/2021				377	285				786
3/23/2021		108							
3/24/2021								752	445
3/25/2021				415	331				
3/26/2021	204								
3/30/2021							321		
3/31/2021						299			
4/1/2021			183						
8/16/2021	217	101		399	269	298			
8/18/2021							366	798	850
8/25/2021			208						
2/9/2022	229			403	290	304			468
2/10/2022		96							
2/11/2022							360	816	
2/16/2022			208						
7/26/2022	215	114		402	246	306			966
7/27/2022								952	
7/28/2022							338		
8/3/2022			287						
1/24/2023	223	129		391	280				
1/25/2023						312			
1/26/2023								995	554
1/27/2023							380		
2/2/2023			368						
8/15/2023				399		309			
8/16/2023		101			267			1050	1090
8/17/2023							398		
8/21/2023	243								
8/23/2023			351						
1/31/2024				411	324	313			
2/1/2024							391	1150	1040
2/5/2024		111							
2/7/2024			421						
2/8/2024	221								

Time Series

Constituent: Total Dissolved Solids (mg/L) Analysis Run 8/7/2024 11:20 AM

Plant Bowen Client: Southern Company Data: Bowen AP-1

	BGWC-16
6/6/2016	
6/7/2016	580
8/9/2016	
8/10/2016	
8/11/2016	548
8/12/2016	
8/16/2016	
8/22/2016	
10/3/2016	
10/4/2016	
10/6/2016	
10/7/2016	617
11/29/2016	
12/1/2016	
12/5/2016	
12/6/2016	730
1/10/2017	
2/13/2017	
2/14/2017	
2/15/2017	
2/16/2017	685
4/13/2017	
4/14/2017	
4/18/2017	621
5/25/2017	
5/30/2017	601
6/2/2017	
7/7/2017	
7/10/2017	
7/12/2017	
7/13/2017	
7/14/2017	569
10/9/2017	
10/10/2017	
10/11/2017	588
6/12/2018	593
6/14/2018	
10/16/2018	
10/17/2018	
10/18/2018	578
4/1/2019	
4/2/2019	604
4/3/2019	
9/23/2019	
9/25/2019	
9/26/2019	688
9/27/2019	
2/18/2020	
2/19/2020	
2/21/2020	
3/18/2020	
3/19/2020	631

Time Series

Constituent: Total Dissolved Solids (mg/L) Analysis Run 8/7/2024 11:20 AM

Plant Bowen Client: Southern Company Data: Bowen AP-1

	BGWC-16
3/20/2020	
3/23/2020	
5/22/2020	
5/25/2020	
6/23/2020	
7/28/2020	
9/2/2020	
9/3/2020	
9/23/2020	
9/24/2020	732
9/25/2020	
10/1/2020	
11/10/2020	
12/15/2020	
1/20/2021	
3/23/2021	
3/24/2021	610
3/25/2021	
3/26/2021	
3/30/2021	
3/31/2021	
4/1/2021	
8/16/2021	
8/18/2021	658
8/25/2021	
2/9/2022	
2/10/2022	
2/11/2022	782
2/16/2022	
7/26/2022	
7/27/2022	944
7/28/2022	
8/3/2022	
1/24/2023	
1/25/2023	
1/26/2023	895
1/27/2023	
2/2/2023	
8/15/2023	
8/16/2023	
8/17/2023	977
8/21/2023	
8/23/2023	
1/31/2024	
2/1/2024	1090
2/5/2024	
2/7/2024	
2/8/2024	

Time Series

Constituent: Total Dissolved Solids (mg/L) Analysis Run 8/7/2024 11:20 AM

Plant Bowen Client: Southern Company Data: Bowen AP-1

	BGWC-17	BGWC-18	BGWC-19	BGWC-20	BGWC-21	BGWC-22	BGWC-23	BGWC-24	BGWC-25
6/7/2016	360								
6/8/2016		390	340	1000	260	2000			170
6/9/2016							1900	5200	
8/11/2016	340								
8/12/2016		310	326	1100					
8/15/2016									161
8/18/2016					239	1960	1600	4200	
10/7/2016	533	823	621						
10/10/2016				1110	239	2130	1640	3850	196
12/6/2016	413	560							
12/7/2016			269	1100			1770	2720	
12/8/2016					255	2200			209
1/23/2017									
2/7/2017									
2/16/2017	434	364	488						
2/17/2017				1160	236	2200			
2/20/2017							1720	4200	251
3/27/2017									
4/17/2017									
4/19/2017	415	337	396	1180	247		1800	4680	
4/20/2017						2330			324
5/22/2017									
5/30/2017	391								
6/1/2017		215	266	1130	185				177
6/5/2017						2530	2050	5660	
7/11/2017									
7/14/2017	391	281	325						
7/17/2017							1810	5080	238
7/18/2017				1160	219				
7/19/2017						2650			
8/23/2017									
10/10/2017									
10/11/2017	403	334	287	1050			1780	4920	199
10/12/2017					245	2500			
6/13/2018				1060			2020	4180	
6/14/2018	395	290			231	2380			225
6/15/2018			280						
10/17/2018	446								
10/18/2018		325							
10/19/2018			321		236				
10/22/2018				1150		2490	1880	4300	218
4/2/2019	321	258							
4/3/2019			259	1090	244	2180	1990	13 (J)	
4/4/2019									196
9/26/2019	550	470	428	1210					
9/27/2019						3260	2540		
9/30/2019					256			4430	220
2/25/2020						1930			
2/26/2020									
3/19/2020	324								
3/20/2020		255	243		253	2200			
3/23/2020				1220			2800		

Time Series

Constituent: Total Dissolved Solids (mg/L) Analysis Run 8/7/2024 11:20 AM

Plant Bowen Client: Southern Company Data: Bowen AP-1

	BGWC-17	BGWC-18	BGWC-19	BGWC-20	BGWC-21	BGWC-22	BGWC-23	BGWC-24	BGWC-25
3/24/2020									213
3/25/2020								4140	
9/24/2020	481	310			243	3490	3160		
9/25/2020								5020	
9/28/2020			243	1060					223
3/24/2021	374	240							
3/25/2021									
3/26/2021			205				2690	3070	215
3/29/2021				1100	198	2430			
8/19/2021	384	252							235
8/20/2021			204	1300	213				
8/23/2021						3660	3140	4300	
2/11/2022	392								
2/14/2022							3350		
2/15/2022						3340		3890	
2/16/2022		253	288	1180	235				235
7/27/2022	438	307	338	1370					231
7/28/2022					259				
8/1/2022							2780		
8/2/2022						3440		334	
10/21/2022								1610	
1/26/2023	396	197							
1/27/2023			200		342				310
1/30/2023				1280					
2/1/2023								2550	
2/2/2023							2680		
2/7/2023						2490			
8/17/2023	438	303							250
8/18/2023			318	1490					
8/21/2023									
8/22/2023						3940			
8/23/2023					268		1620		
8/25/2023								2120	
1/30/2024								2180	
2/1/2024	445								
2/2/2024		220	237						
2/5/2024				1490	267				279
2/6/2024									
2/8/2024						2560	1790		

Time Series

Constituent: Total Dissolved Solids (mg/L) Analysis Run 8/7/2024 11:20 AM

Plant Bowen Client: Southern Company Data: Bowen AP-1

	BGWC-30
6/7/2016	
6/8/2016	
6/9/2016	
8/11/2016	
8/12/2016	
8/15/2016	
8/18/2016	
10/7/2016	
10/10/2016	
12/6/2016	
12/7/2016	
12/8/2016	
1/23/2017	2060
2/7/2017	1860
2/16/2017	
2/17/2017	
2/20/2017	
3/27/2017	2440
4/17/2017	2180
4/19/2017	
4/20/2017	
5/22/2017	2470
5/30/2017	
6/1/2017	
6/5/2017	2780
7/11/2017	2580
7/14/2017	
7/17/2017	
7/18/2017	
7/19/2017	
8/23/2017	2400
10/10/2017	1990
10/11/2017	
10/12/2017	
6/13/2018	
6/14/2018	
6/15/2018	1190
10/17/2018	
10/18/2018	
10/19/2018	
10/22/2018	1070
4/2/2019	773
4/3/2019	
4/4/2019	
9/26/2019	
9/27/2019	629
9/30/2019	
2/25/2020	
2/26/2020	523
3/19/2020	
3/20/2020	
3/23/2020	613

Time Series

Constituent: Total Dissolved Solids (mg/L) Analysis Run 8/7/2024 11:20 AM

Plant Bowen Client: Southern Company Data: Bowen AP-1

	BGWC-30
3/24/2020	
3/25/2020	
9/24/2020	
9/25/2020	482
9/28/2020	
3/24/2021	
3/25/2021	358
3/26/2021	
3/29/2021	
8/19/2021	682
8/20/2021	
8/23/2021	
2/11/2022	
2/14/2022	618
2/15/2022	
2/16/2022	
7/27/2022	
7/28/2022	
8/1/2022	582
8/2/2022	
10/21/2022	
1/26/2023	
1/27/2023	
1/30/2023	
2/1/2023	745
2/2/2023	
2/7/2023	
8/17/2023	
8/18/2023	
8/21/2023	611
8/22/2023	
8/23/2023	
8/25/2023	
1/30/2024	
2/1/2024	
2/2/2024	
2/5/2024	
2/6/2024	511
2/8/2024	

Time Series

Constituent: Total Dissolved Solids (mg/L) Analysis Run 8/7/2024 11:20 AM

Plant Bowen Client: Southern Company Data: Bowen AP-1

	BGWC-31	BGWC-32	BGWC-34D	BGWC-35D	BGWC-36D	BGWC-37D	BGWC-38D	BGWC-39	BGWC-40
10/17/2018					1200				
10/18/2018	501								
10/19/2018			450						
10/22/2018		1140		1810					
4/2/2019					976				
4/4/2019	350		419	1930					
4/5/2019		1160							
9/24/2019	419		442						
9/26/2019		1410		2240					
9/27/2019					1030				
11/15/2019		1540							
12/13/2019								2550	
12/16/2019									753
2/25/2020				1820		840			
2/26/2020					650				
2/27/2020							1230		
3/23/2020	395				714				
3/24/2020		995	451			628	1610	787	
3/25/2020				1240					783
5/4/2020									
9/2/2020							982		
9/25/2020		1690		880		594			
9/28/2020	405		466		938				
9/29/2020								2520	908
3/25/2021					902				
3/26/2021				2220		496			
3/29/2021	352						702		
3/30/2021		1030	346						582
3/31/2021								1060	
8/19/2021							808		
8/20/2021	419			2040		530			
8/23/2021					1140				
8/24/2021			504					2420	604
8/25/2021		1340							
2/14/2022					848		926		
2/15/2022									
2/16/2022	428	1320	474					1760	776
2/17/2022				2850		570			
7/28/2022	473		540	2930		692			810
7/29/2022		1260			846				
8/2/2022							1060	2700	
1/27/2023	433								
1/30/2023			593	2720		720			
1/31/2023		1240							671
2/1/2023					948				
2/2/2023								1220	
2/7/2023							348		
8/18/2023	454	1080	560						672
8/21/2023					975		774		
8/23/2023								1910	
8/24/2023				2730		690			
1/30/2024					908				

Time Series

Constituent: Total Dissolved Solids (mg/L) Analysis Run 8/7/2024 11:20 AM

Plant Bowen Client: Southern Company Data: Bowen AP-1

	BGWC-31	BGWC-32	BGWC-34D	BGWC-35D	BGWC-36D	BGWC-37D	BGWC-38D	BGWC-39	BGWC-40
2/2/2024	443								
2/5/2024			578						
2/6/2024							1150		
2/7/2024				2960		610			579
2/8/2024		826						1250	

Time Series

Constituent: Total Dissolved Solids (mg/L) Analysis Run 8/7/2024 11:20 AM

Plant Bowen Client: Southern Company Data: Bowen AP-1

	BGWC-41D
10/17/2018	
10/18/2018	
10/19/2018	
10/22/2018	
4/2/2019	
4/4/2019	
4/5/2019	
9/24/2019	
9/26/2019	
9/27/2019	
11/15/2019	
12/13/2019	
12/16/2019	
2/25/2020	
2/26/2020	
2/27/2020	
3/23/2020	
3/24/2020	
3/25/2020	
5/4/2020	904
9/2/2020	829
9/25/2020	
9/28/2020	
9/29/2020	
3/25/2021	
3/26/2021	
3/29/2021	
3/30/2021	
3/31/2021	1010
8/19/2021	
8/20/2021	
8/23/2021	
8/24/2021	1160
8/25/2021	
2/14/2022	
2/15/2022	1140
2/16/2022	
2/17/2022	
7/28/2022	
7/29/2022	1180
8/2/2022	
1/27/2023	
1/30/2023	
1/31/2023	
2/1/2023	1500
2/2/2023	
2/7/2023	
8/18/2023	
8/21/2023	
8/23/2023	1300
8/24/2023	
1/30/2024	

Time Series

Constituent: Total Dissolved Solids (mg/L) Analysis Run 8/7/2024 11:20 AM

Plant Bowen Client: Southern Company Data: Bowen AP-1

	BGWC-41D
2/2/2024	
2/5/2024	
2/6/2024	
2/7/2024	1440
2/8/2024	

Time Series

Constituent: Total Dissolved Solids (mg/L) Analysis Run 8/7/2024 11:20 AM

Plant Bowen Client: Southern Company Data: Bowen AP-1

	BGWC-42D	BGWC-43D	BGWC-44D	BGWC-49D	BGWC-50D	BGWC-51	BGWC-52	BGWC-7	BGWC-8
6/6/2016									
6/7/2016									200
6/8/2016								800	
8/10/2016									228
8/11/2016								852	
10/4/2016									186
10/5/2016									
10/6/2016								906	
12/2/2016									183
12/5/2016									
12/6/2016								976	
2/14/2017									367
2/15/2017								968	
4/14/2017									184
4/17/2017									
4/18/2017								944	
5/26/2017									179
6/2/2017								910	
7/10/2017									211
7/11/2017									
7/14/2017								887	
10/10/2017									178
10/11/2017								887	
6/12/2018									217
6/13/2018								873	
10/16/2018									247
10/17/2018									
10/18/2018								876	
4/1/2019									191
4/2/2019								728	
9/24/2019								733	193
3/18/2020									193
3/19/2020								733	
5/4/2020		1680	298						
5/11/2020	470								
5/20/2020	799	1960							
9/3/2020	611	1980	312						
9/23/2020									187
9/24/2020									
9/25/2020								726	
1/28/2021						2950	1460		
2/23/2021						2900	1590		
3/24/2021									198
3/29/2021		700							
3/30/2021						1980	1170	570	
3/31/2021			308						
4/1/2021	502								
4/19/2021				970	270				
8/18/2021			307		264				220
8/19/2021								666	
8/20/2021	628								
8/23/2021		2890				3370	1960		

Time Series

Constituent: Total Dissolved Solids (mg/L) Analysis Run 8/7/2024 11:20 AM

Plant Bowen Client: Southern Company Data: Bowen AP-1

	BGWC-42D	BGWC-43D	BGWC-44D	BGWC-49D	BGWC-50D	BGWC-51	BGWC-52	BGWC-7	BGWC-8
8/24/2021				1530					
2/9/2022			347		377				
2/10/2022									259
2/11/2022								618	
2/14/2022						632	321		
2/15/2022		1620							
2/17/2022	658			1620					
7/26/2022			344		409				196
7/28/2022	628						236	732	
8/1/2022		1850		1330		502			
1/25/2023			350		659				
1/26/2023								657	190
1/30/2023	658								
1/31/2023						664	286		
2/1/2023				1820					
2/7/2023		992							
8/15/2023			348		623				
8/16/2023									189
8/17/2023								702	
8/21/2023						704			
8/22/2023				1600			468		
8/23/2023		1600							
8/24/2023	541								
1/30/2024		1840							
1/31/2024			352		715				
2/1/2024									202
2/2/2024								598	
2/5/2024						335	268		
2/6/2024				1300					
2/7/2024	543								

Time Series

Constituent: Total Dissolved Solids (mg/L) Analysis Run 8/7/2024 11:20 AM

Plant Bowen Client: Southern Company Data: Bowen AP-1

	BGWC-9
6/6/2016	320
6/7/2016	
6/8/2016	
8/10/2016	
8/11/2016	361
10/4/2016	
10/5/2016	376
10/6/2016	
12/2/2016	
12/5/2016	426
12/6/2016	
2/14/2017	
2/15/2017	452
4/14/2017	
4/17/2017	388
4/18/2017	
5/26/2017	423
6/2/2017	
7/10/2017	
7/11/2017	387
7/14/2017	
10/10/2017	376
10/11/2017	
6/12/2018	348
6/13/2018	
10/16/2018	
10/17/2018	377
10/18/2018	
4/1/2019	326
4/2/2019	
9/24/2019	325
3/18/2020	
3/19/2020	306
5/4/2020	
5/11/2020	
5/20/2020	
9/3/2020	
9/23/2020	
9/24/2020	322
9/25/2020	
1/28/2021	
2/23/2021	
3/24/2021	294
3/29/2021	
3/30/2021	
3/31/2021	
4/1/2021	
4/19/2021	
8/18/2021	307
8/19/2021	
8/20/2021	
8/23/2021	

Time Series

Constituent: Total Dissolved Solids (mg/L) Analysis Run 8/7/2024 11:20 AM

Plant Bowen Client: Southern Company Data: Bowen AP-1

	BGWC-9
8/24/2021	
2/9/2022	
2/10/2022	304
2/11/2022	
2/14/2022	
2/15/2022	
2/17/2022	
7/26/2022	349
7/28/2022	
8/1/2022	
1/25/2023	
1/26/2023	301
1/30/2023	
1/31/2023	
2/1/2023	
2/7/2023	
8/15/2023	
8/16/2023	
8/17/2023	393
8/21/2023	
8/22/2023	
8/23/2023	
8/24/2023	
1/30/2024	
1/31/2024	
2/1/2024	339
2/2/2024	
2/5/2024	
2/6/2024	
2/7/2024	

FIGURE B.

Sanitas™ v.10.0.20 Software licensed to Groundwater Stats Consulting. UG

Box & Whiskers Plot

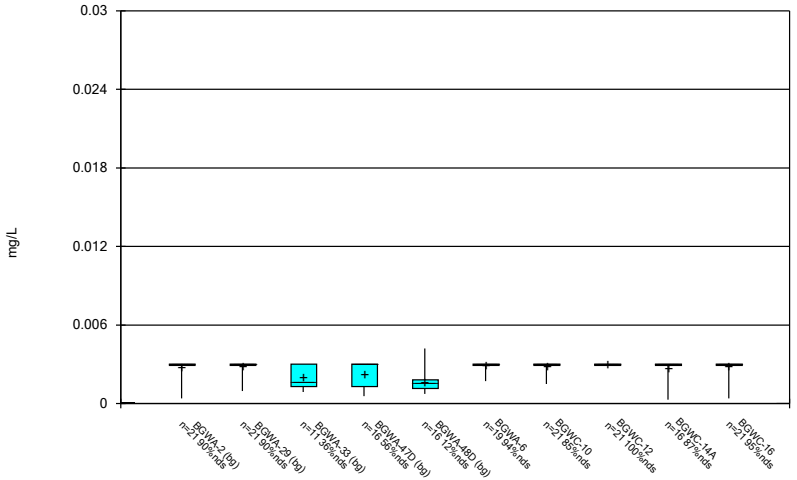

Constituent: Antimony Analysis Run 8/7/2024 11:20 AM

Plant Bowen Client: Southern Company Data: Bowen AP-1

Sanitas™ v.10.0.20 Software licensed to Groundwater Stats Consulting. UG

Box & Whiskers Plot

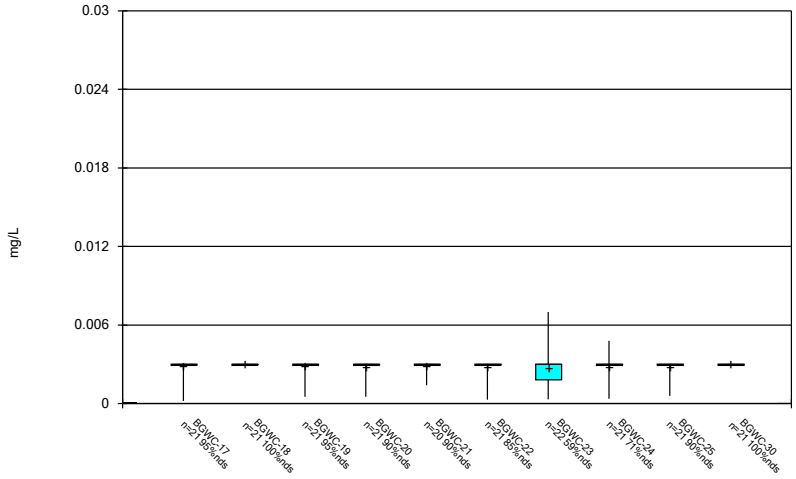

Constituent: Antimony Analysis Run 8/7/2024 11:21 AM

Plant Bowen Client: Southern Company Data: Bowen AP-1

Sanitas™ v.10.0.20 Software licensed to Groundwater Stats Consulting. UG

Box & Whiskers Plot

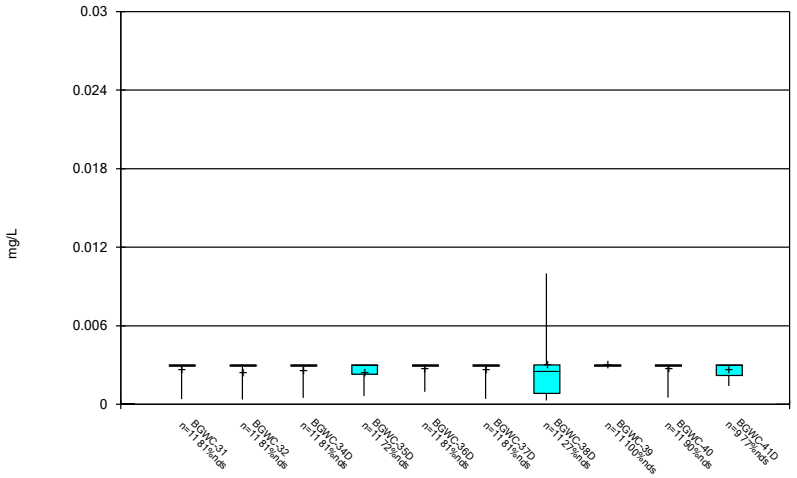

Constituent: Antimony Analysis Run 8/7/2024 11:21 AM

Plant Bowen Client: Southern Company Data: Bowen AP-1

Sanitas™ v.10.0.20 Software licensed to Groundwater Stats Consulting. UG

Box & Whiskers Plot

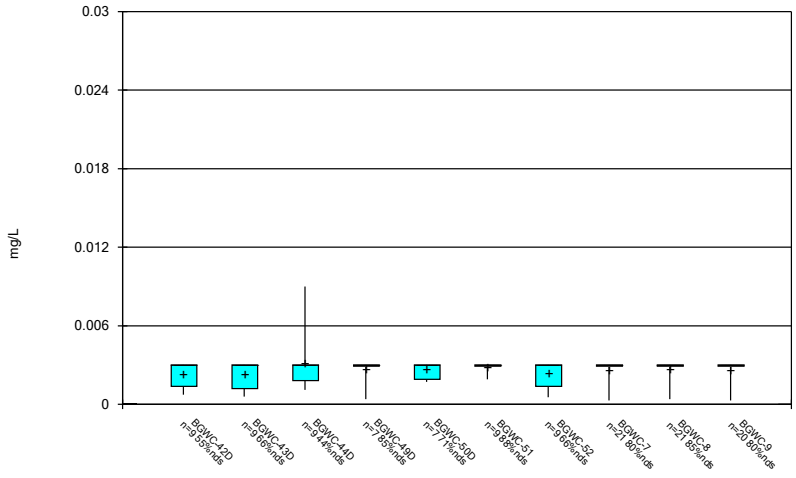

Constituent: Antimony Analysis Run 8/7/2024 11:21 AM

Plant Bowen Client: Southern Company Data: Bowen AP-1

Sanitas™ v.10.0.20 Software licensed to Groundwater Stats Consulting. UG

Box & Whiskers Plot

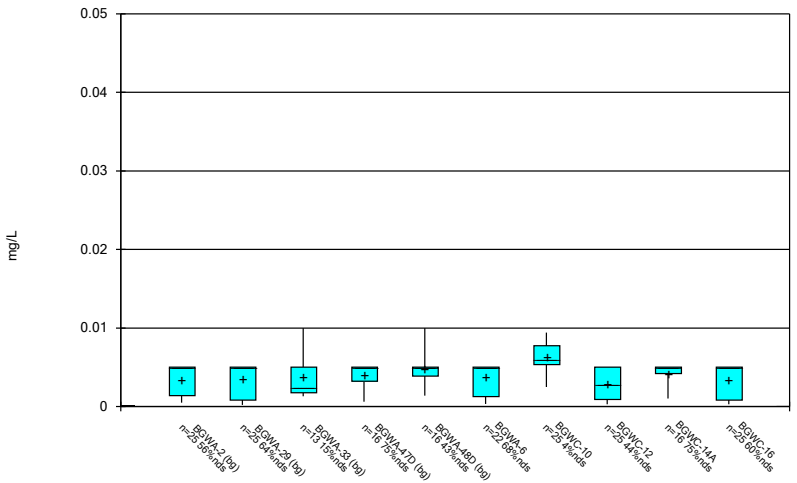

Constituent: Arsenic Analysis Run 8/7/2024 11:21 AM

Plant Bowen Client: Southern Company Data: Bowen AP-1

Sanitas™ v.10.0.20 Software licensed to Groundwater Stats Consulting. UG

Box & Whiskers Plot

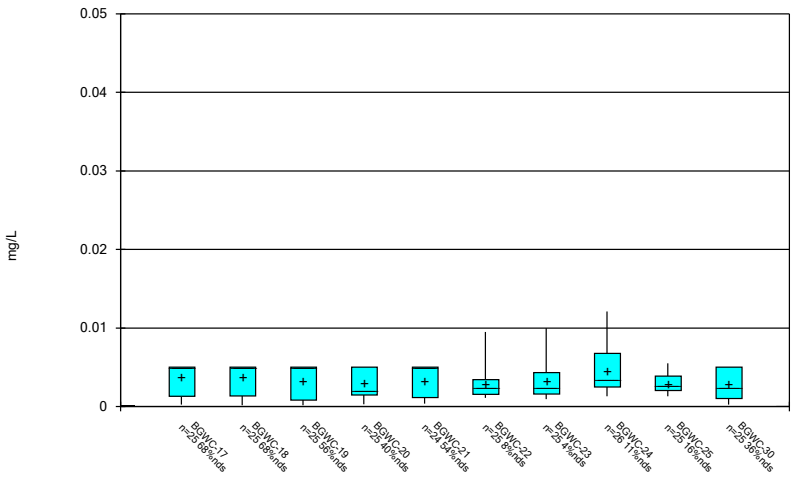

Constituent: Arsenic Analysis Run 8/7/2024 11:21 AM

Plant Bowen Client: Southern Company Data: Bowen AP-1

Sanitas™ v.10.0.20 Software licensed to Groundwater Stats Consulting. UG

Box & Whiskers Plot

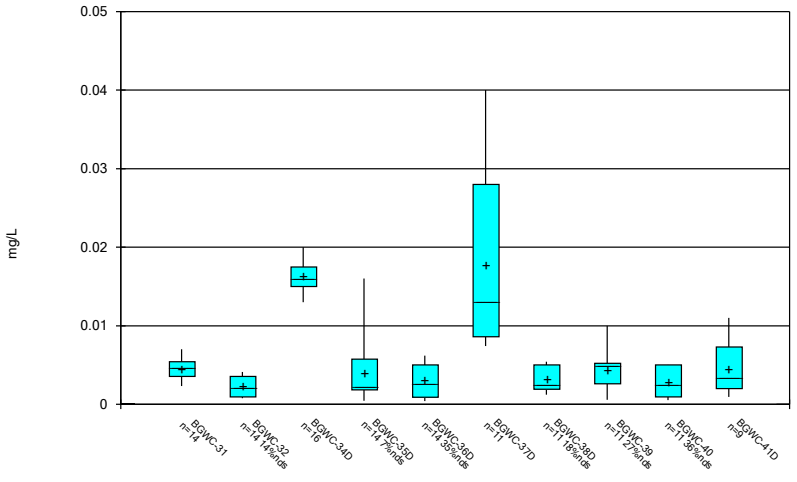

Constituent: Arsenic Analysis Run 8/7/2024 11:21 AM

Plant Bowen Client: Southern Company Data: Bowen AP-1

Sanitas™ v.10.0.20 Software licensed to Groundwater Stats Consulting. UG

Box & Whiskers Plot

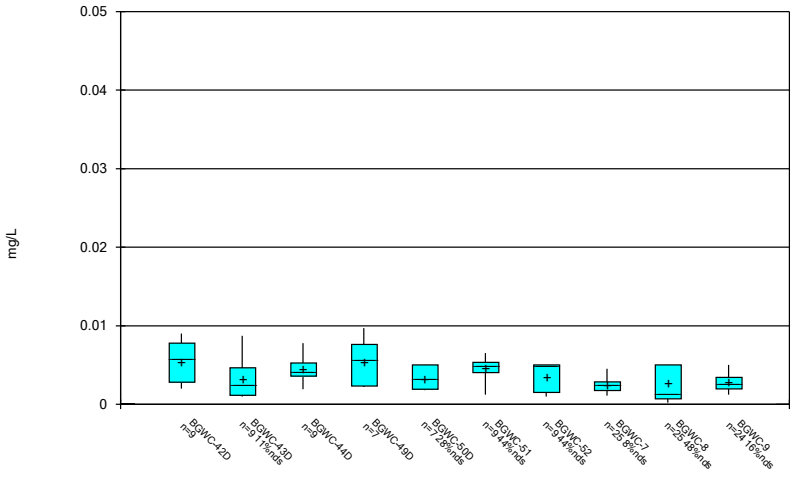

Constituent: Arsenic Analysis Run 8/7/2024 11:21 AM

Plant Bowen Client: Southern Company Data: Bowen AP-1

Sanitas™ v.10.0.20 Software licensed to Groundwater Stats Consulting. UG

Box & Whiskers Plot

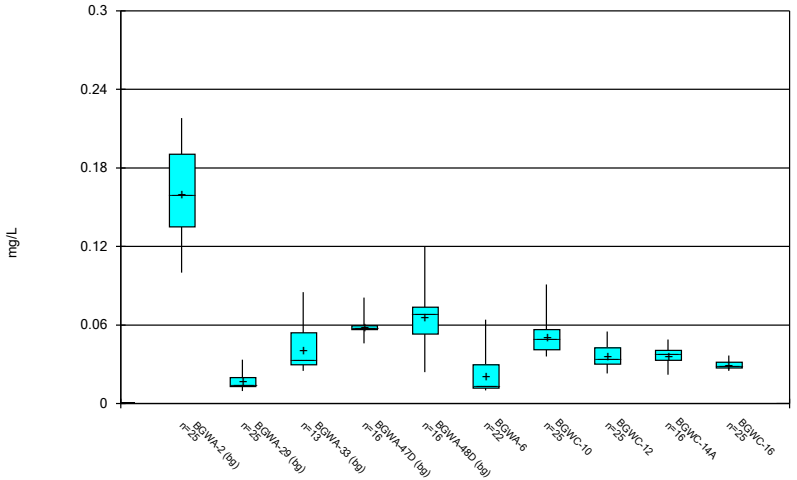

Constituent: Barium Analysis Run 8/7/2024 11:21 AM

Plant Bowen Client: Southern Company Data: Bowen AP-1

Sanitas™ v.10.0.20 Software licensed to Groundwater Stats Consulting. UG

Box & Whiskers Plot

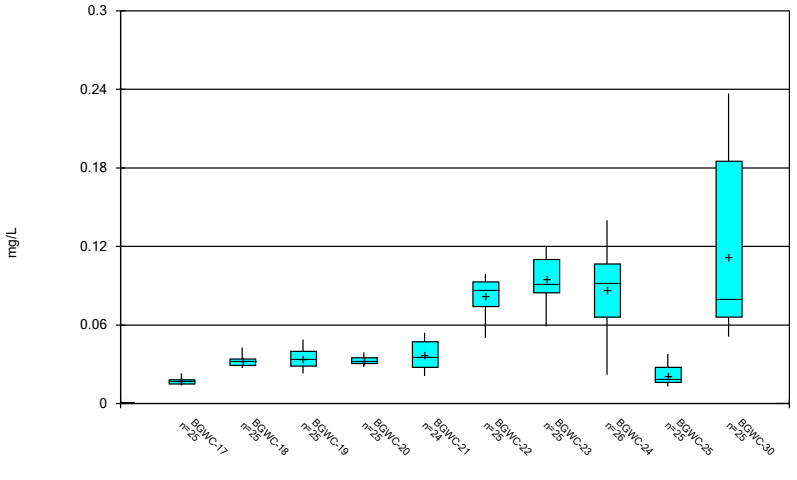

Constituent: Barium Analysis Run 8/7/2024 11:21 AM

Plant Bowen Client: Southern Company Data: Bowen AP-1

Sanitas™ v.10.0.20 Software licensed to Groundwater Stats Consulting. UG

Box & Whiskers Plot

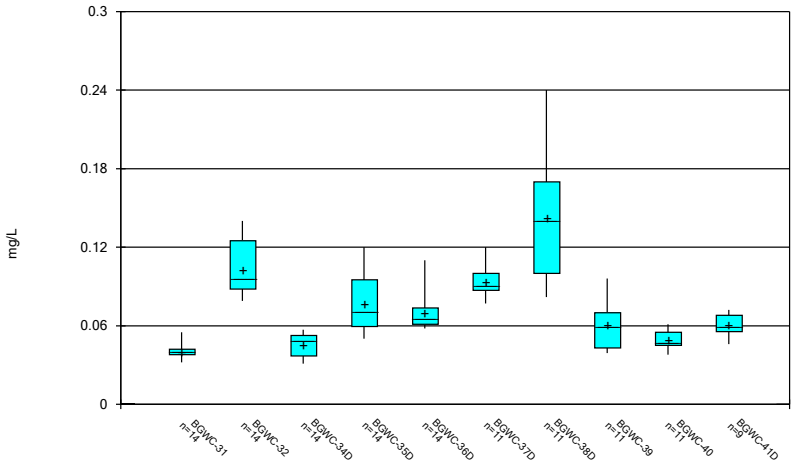

Constituent: Barium Analysis Run 8/7/2024 11:21 AM

Plant Bowen Client: Southern Company Data: Bowen AP-1

Sanitas™ v.10.0.20 Software licensed to Groundwater Stats Consulting. UG

Box & Whiskers Plot

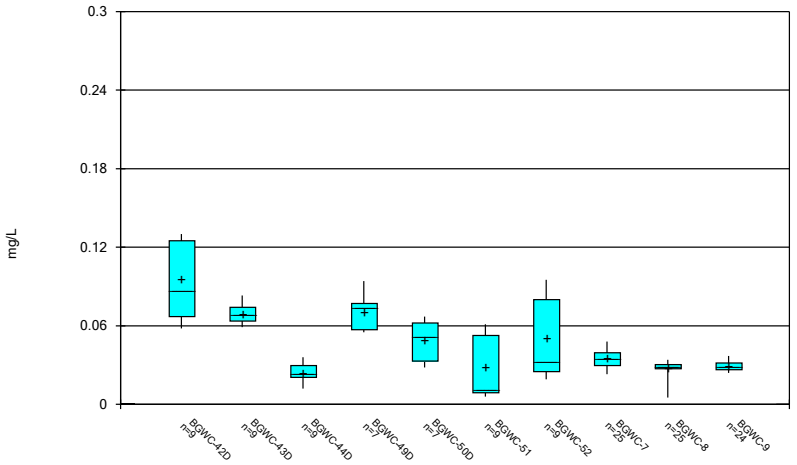

Constituent: Barium Analysis Run 8/7/2024 11:21 AM

Plant Bowen Client: Southern Company Data: Bowen AP-1

Sanitas™ v.10.0.20 Software licensed to Groundwater Stats Consulting. UG

Box & Whiskers Plot

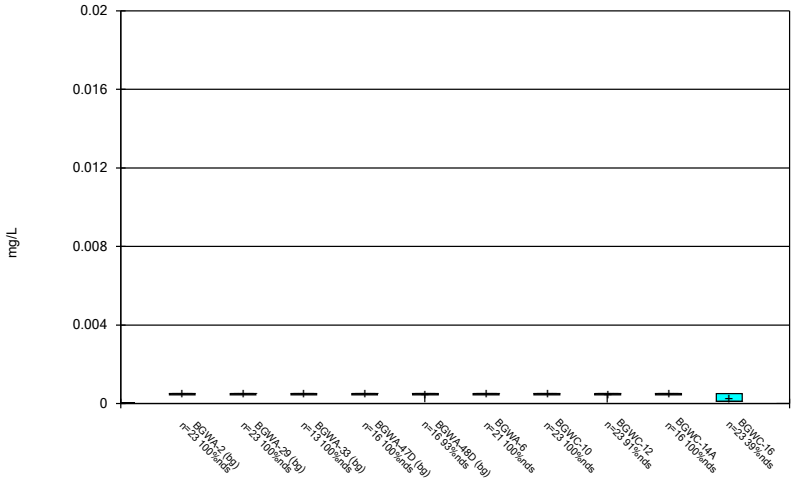

Constituent: Beryllium Analysis Run 8/7/2024 11:21 AM

Plant Bowen Client: Southern Company Data: Bowen AP-1

Sanitas™ v.10.0.20 Software licensed to Groundwater Stats Consulting. UG

Box & Whiskers Plot

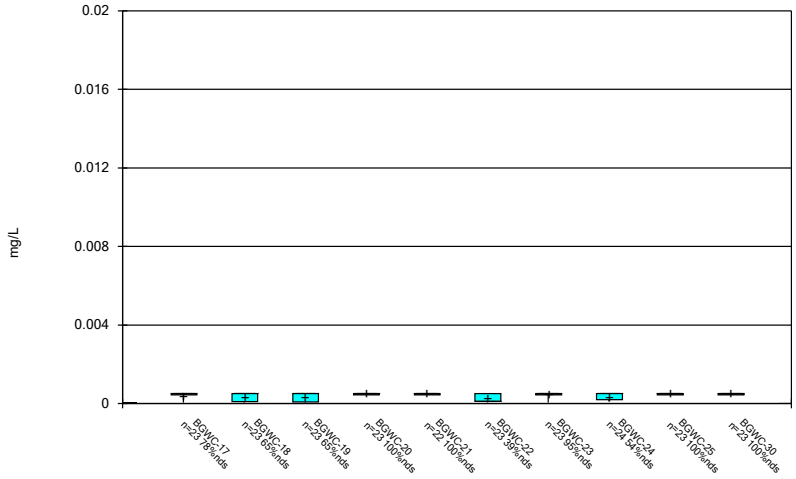

Constituent: Beryllium Analysis Run 8/7/2024 11:21 AM

Plant Bowen Client: Southern Company Data: Bowen AP-1

Sanitas™ v.10.0.20 Software licensed to Groundwater Stats Consulting. UG

Box & Whiskers Plot

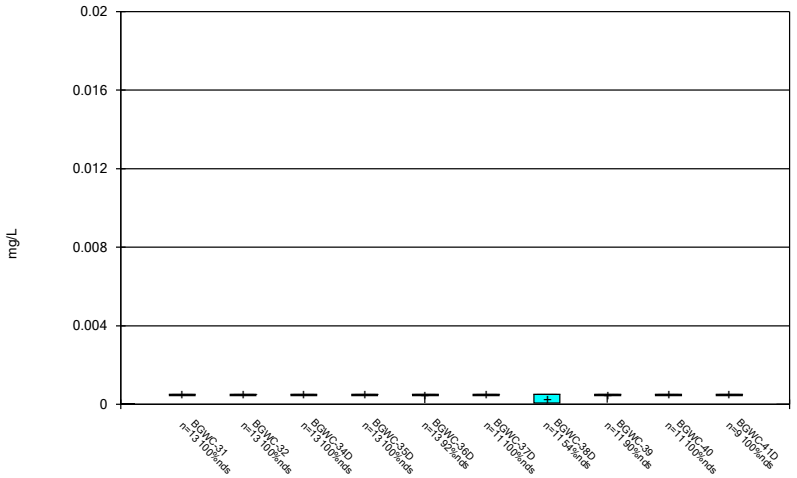

Constituent: Beryllium Analysis Run 8/7/2024 11:21 AM

Plant Bowen Client: Southern Company Data: Bowen AP-1

Sanitas™ v.10.0.20 Software licensed to Groundwater Stats Consulting. UG

Box & Whiskers Plot

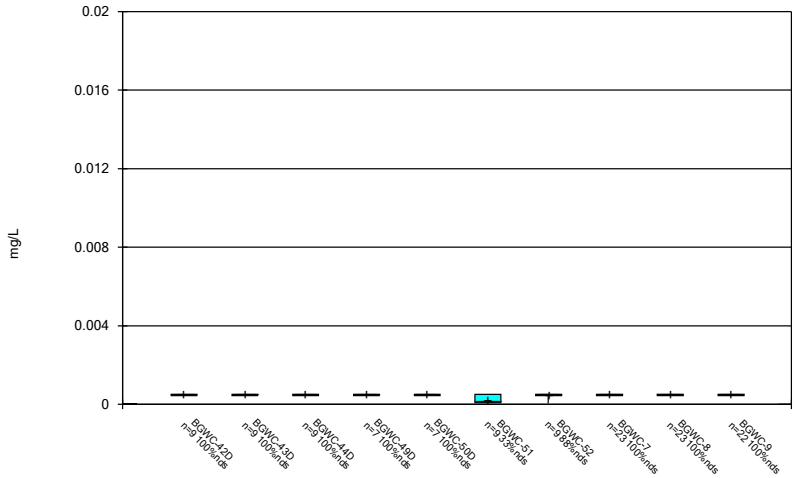

Constituent: Beryllium Analysis Run 8/7/2024 11:21 AM

Plant Bowen Client: Southern Company Data: Bowen AP-1

Sanitas™ v.10.0.20 Software licensed to Groundwater Stats Consulting. UG

Box & Whiskers Plot

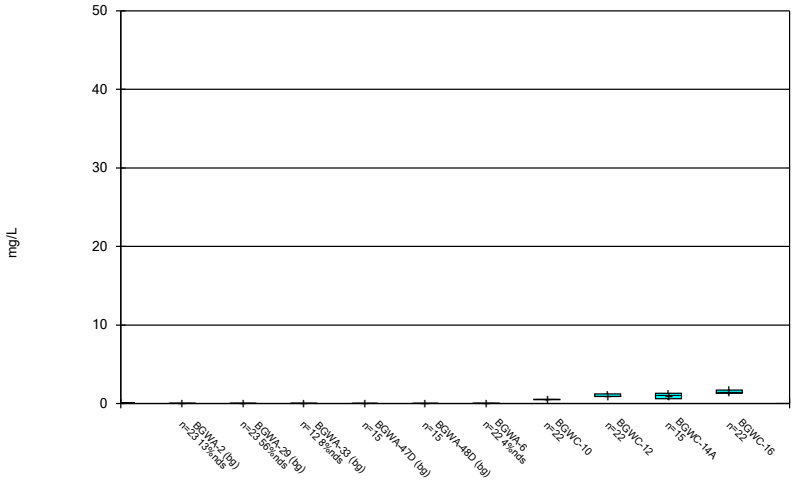

Constituent: Boron Analysis Run 8/7/2024 11:21 AM

Plant Bowen Client: Southern Company Data: Bowen AP-1

Sanitas™ v.10.0.20 Software licensed to Groundwater Stats Consulting. UG

Box & Whiskers Plot

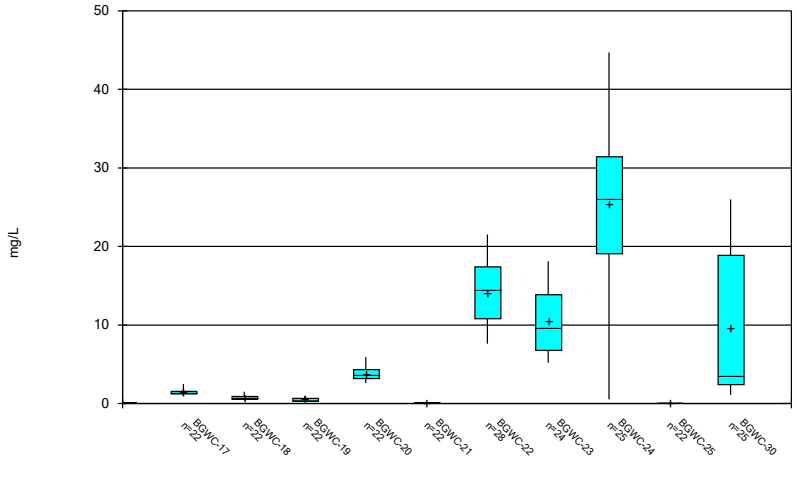

Constituent: Boron Analysis Run 8/7/2024 11:21 AM

Plant Bowen Client: Southern Company Data: Bowen AP-1

Sanitas™ v.10.0.20 Software licensed to Groundwater Stats Consulting. UG

Box & Whiskers Plot

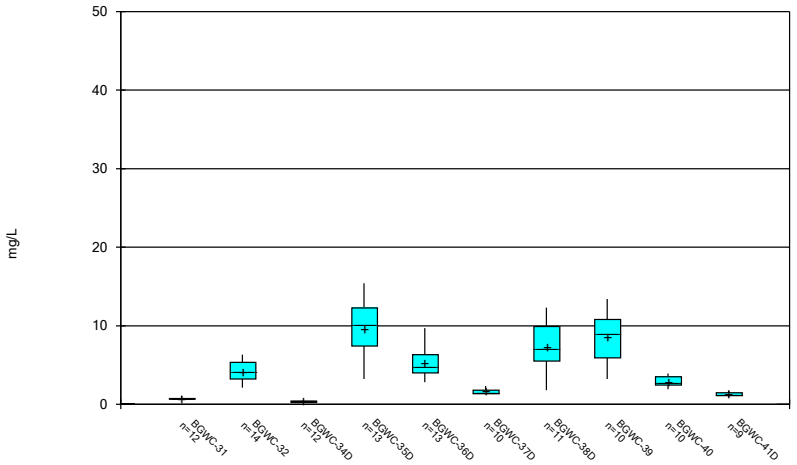

Constituent: Boron Analysis Run 8/7/2024 11:21 AM

Plant Bowen Client: Southern Company Data: Bowen AP-1

Sanitas™ v.10.0.20 Software licensed to Groundwater Stats Consulting. UG

Box & Whiskers Plot

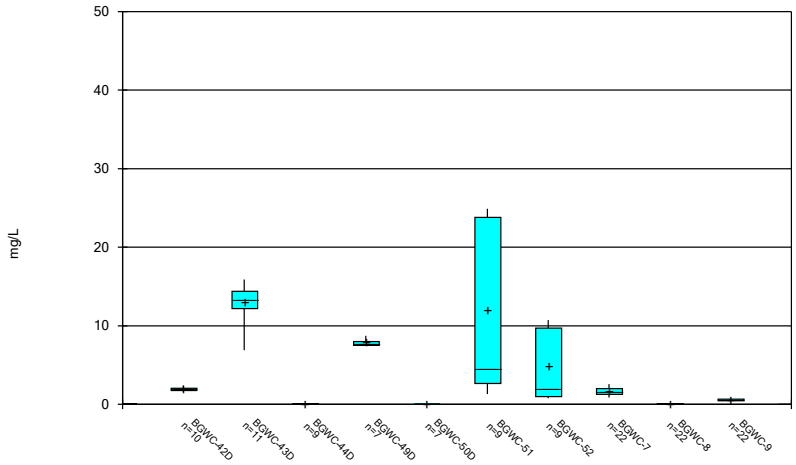

Constituent: Boron Analysis Run 8/7/2024 11:21 AM

Plant Bowen Client: Southern Company Data: Bowen AP-1

Sanitas™ v.10.0.20 Software licensed to Groundwater Stats Consulting. UG

Box & Whiskers Plot

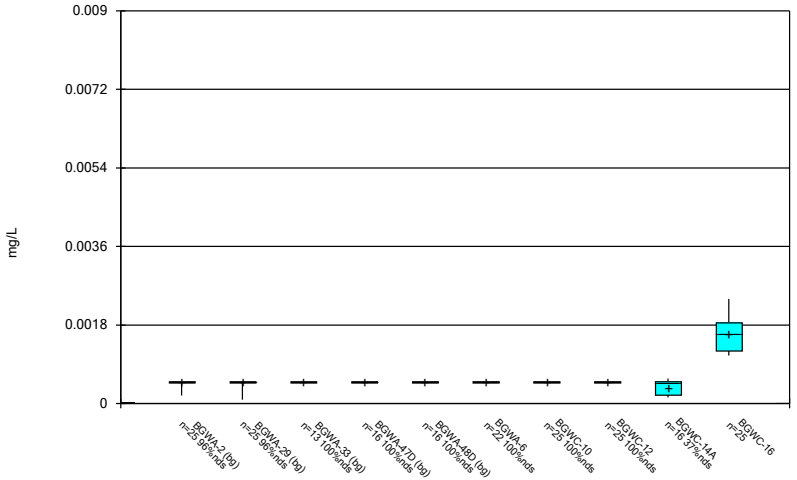

Constituent: Cadmium Analysis Run 8/7/2024 11:21 AM

Plant Bowen Client: Southern Company Data: Bowen AP-1

Sanitas™ v.10.0.20 Software licensed to Groundwater Stats Consulting. UG

Box & Whiskers Plot

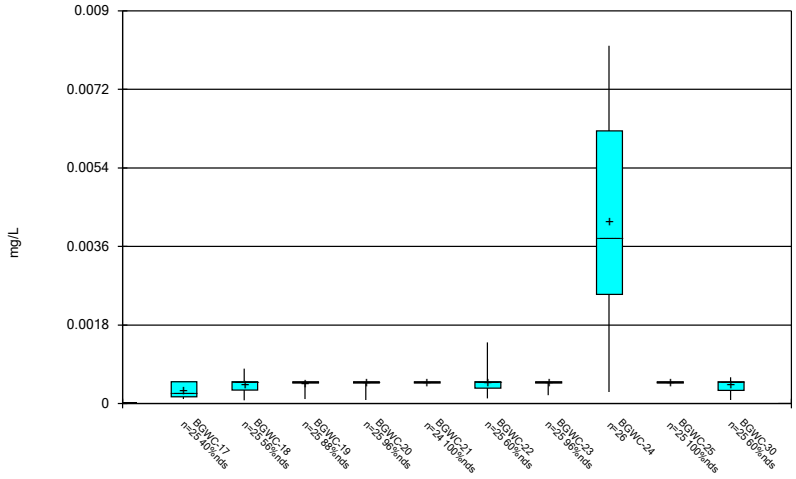

Constituent: Cadmium Analysis Run 8/7/2024 11:21 AM

Plant Bowen Client: Southern Company Data: Bowen AP-1

Sanitas™ v.10.0.20 Software licensed to Groundwater Stats Consulting. UG

Box & Whiskers Plot

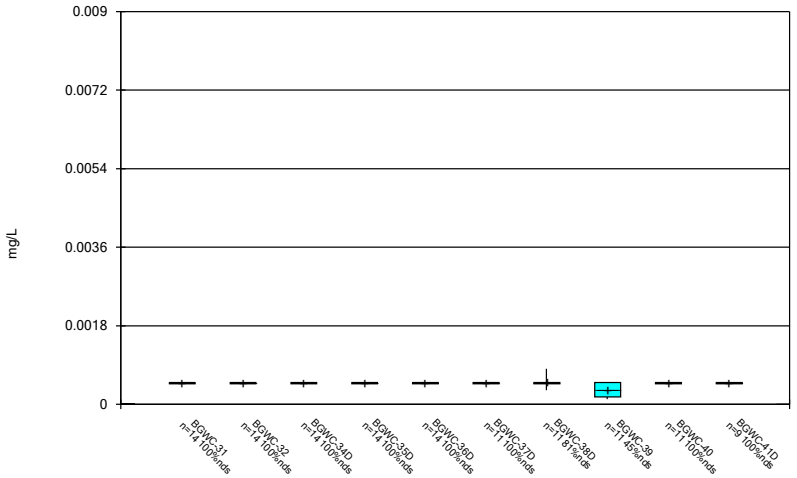

Constituent: Cadmium Analysis Run 8/7/2024 11:21 AM

Plant Bowen Client: Southern Company Data: Bowen AP-1

Sanitas™ v.10.0.20 Software licensed to Groundwater Stats Consulting. UG

Box & Whiskers Plot

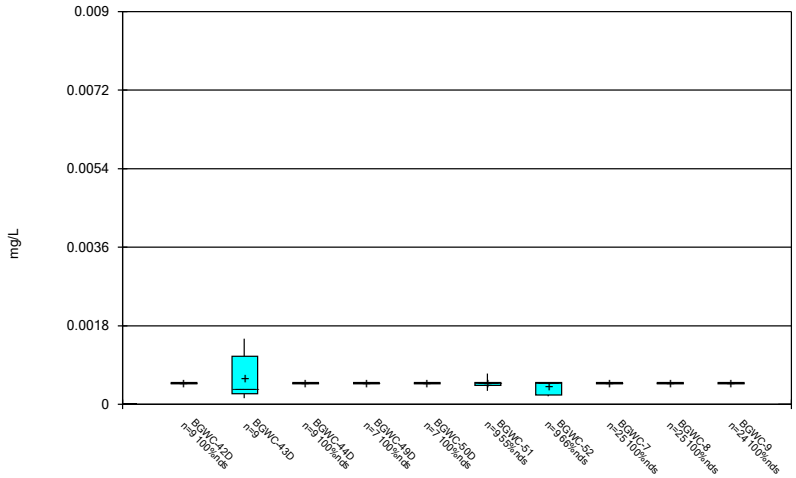

Constituent: Cadmium Analysis Run 8/7/2024 11:21 AM

Plant Bowen Client: Southern Company Data: Bowen AP-1

Sanitas™ v.10.0.20 Software licensed to Groundwater Stats Consulting. UG

Box & Whiskers Plot

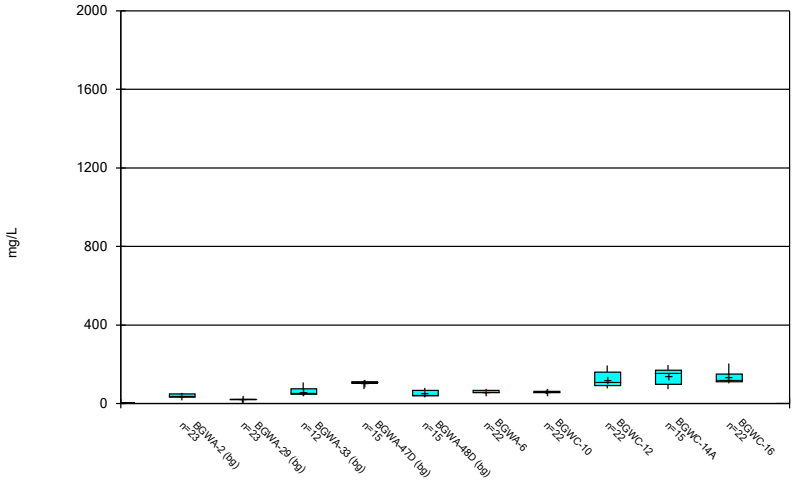

Constituent: Calcium Analysis Run 8/7/2024 11:21 AM

Plant Bowen Client: Southern Company Data: Bowen AP-1

Sanitas™ v.10.0.20 Software licensed to Groundwater Stats Consulting. UG

Box & Whiskers Plot

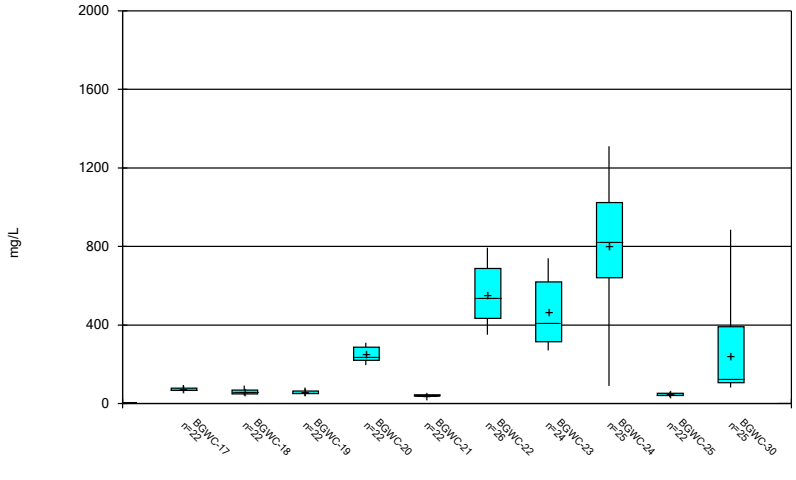

Constituent: Calcium Analysis Run 8/7/2024 11:21 AM

Plant Bowen Client: Southern Company Data: Bowen AP-1

Sanitas™ v.10.0.20 Software licensed to Groundwater Stats Consulting. UG

Box & Whiskers Plot

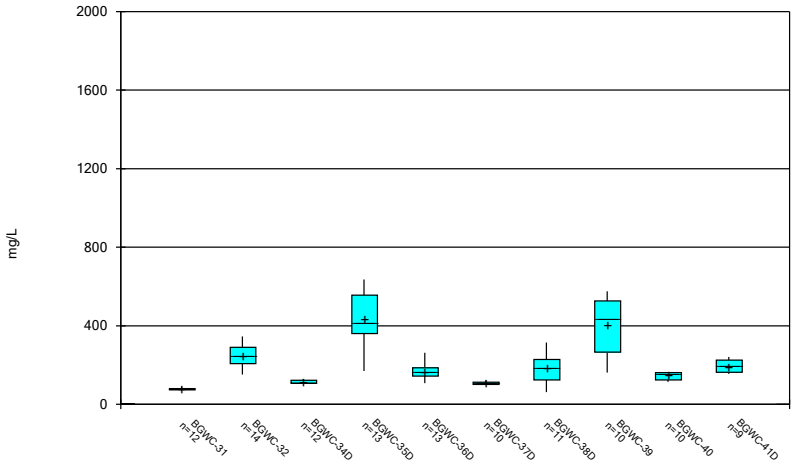

Constituent: Calcium Analysis Run 8/7/2024 11:21 AM

Plant Bowen Client: Southern Company Data: Bowen AP-1

Sanitas™ v.10.0.20 Software licensed to Groundwater Stats Consulting. UG

Box & Whiskers Plot

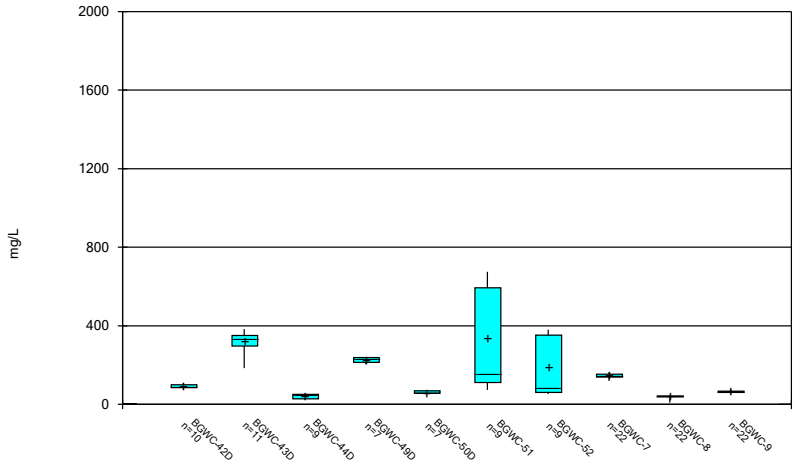

Constituent: Calcium Analysis Run 8/7/2024 11:21 AM

Plant Bowen Client: Southern Company Data: Bowen AP-1

Sanitas™ v.10.0.20 Software licensed to Groundwater Stats Consulting. UG

Box & Whiskers Plot

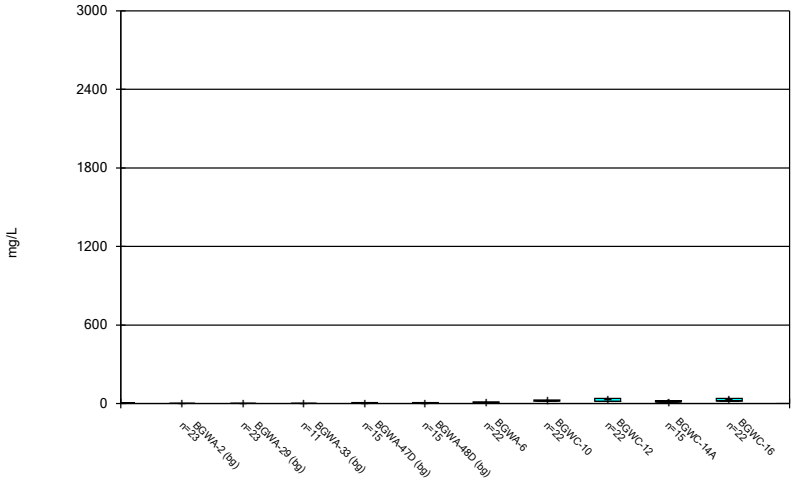

Constituent: Chloride Analysis Run 8/7/2024 11:21 AM

Plant Bowen Client: Southern Company Data: Bowen AP-1

Sanitas™ v.10.0.20 Software licensed to Groundwater Stats Consulting. UG

Box & Whiskers Plot

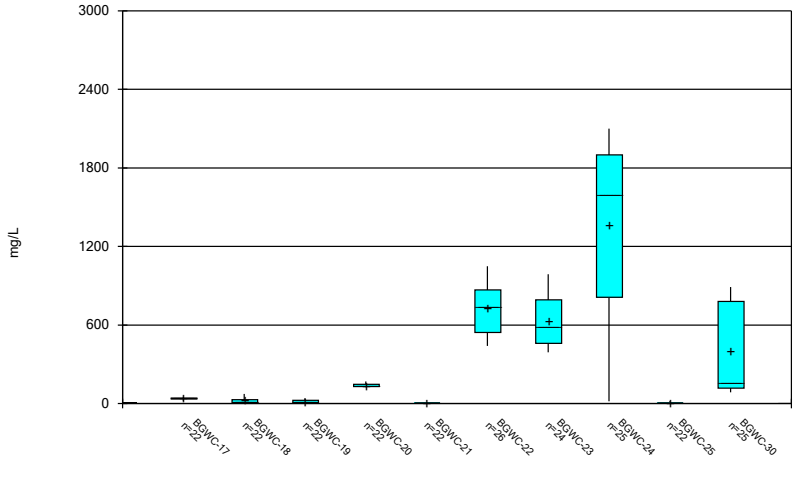

Constituent: Chloride Analysis Run 8/7/2024 11:21 AM

Plant Bowen Client: Southern Company Data: Bowen AP-1

Sanitas™ v.10.0.20 Software licensed to Groundwater Stats Consulting. UG

Box & Whiskers Plot

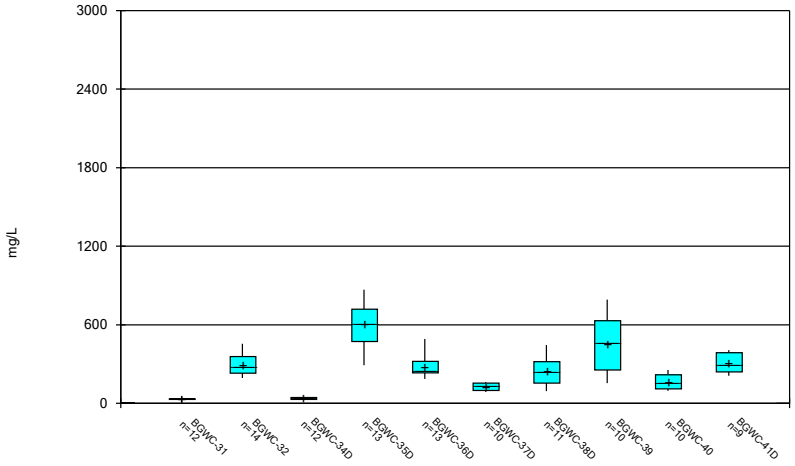

Constituent: Chloride Analysis Run 8/7/2024 11:21 AM

Plant Bowen Client: Southern Company Data: Bowen AP-1

Sanitas™ v.10.0.20 Software licensed to Groundwater Stats Consulting. UG

Box & Whiskers Plot

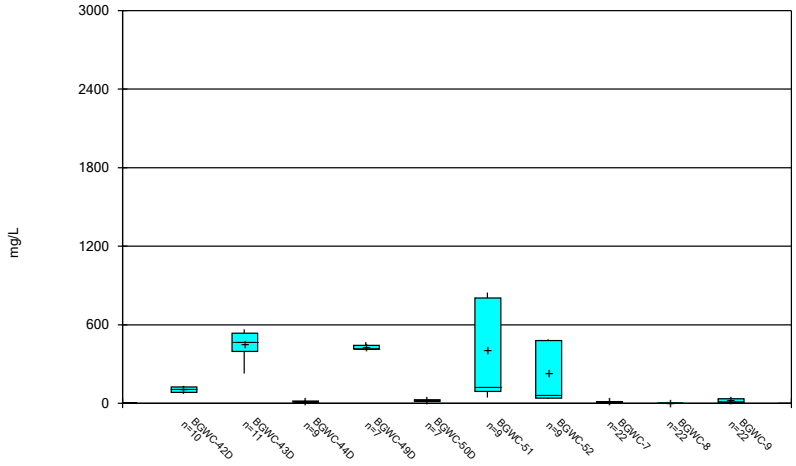

Constituent: Chloride Analysis Run 8/7/2024 11:21 AM

Plant Bowen Client: Southern Company Data: Bowen AP-1

Sanitas™ v.10.0.20 Software licensed to Groundwater Stats Consulting. UG

Box & Whiskers Plot

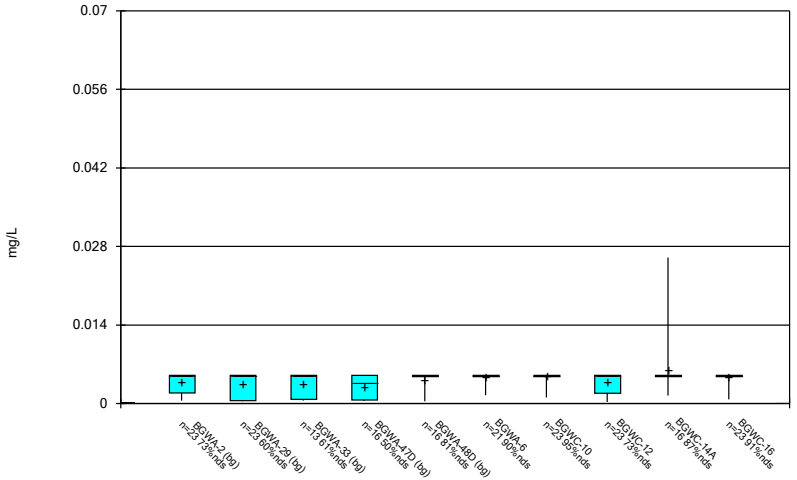

Constituent: Chromium Analysis Run 8/7/2024 11:21 AM

Plant Bowen Client: Southern Company Data: Bowen AP-1

Sanitas™ v.10.0.20 Software licensed to Groundwater Stats Consulting. UG

Box & Whiskers Plot

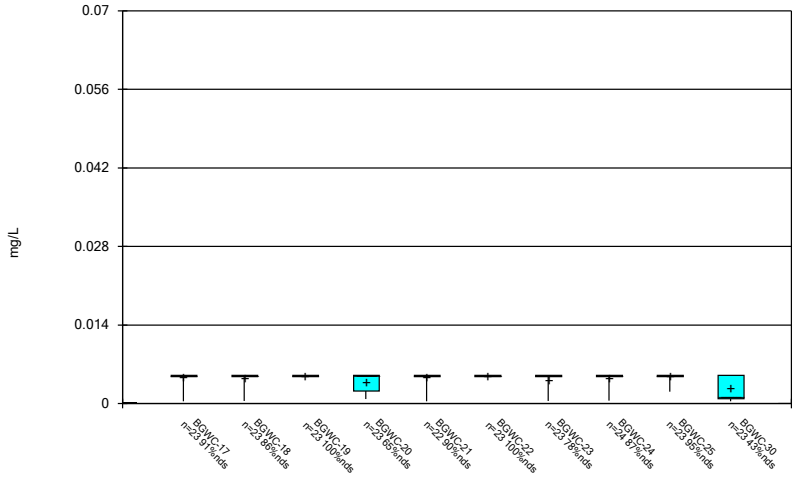

Constituent: Chromium Analysis Run 8/7/2024 11:21 AM

Plant Bowen Client: Southern Company Data: Bowen AP-1

Sanitas™ v.10.0.20 Software licensed to Groundwater Stats Consulting. UG

Box & Whiskers Plot

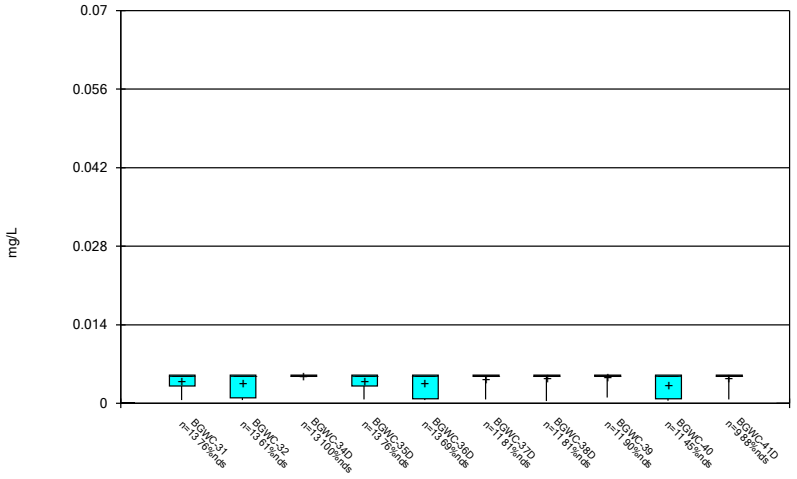

Constituent: Chromium Analysis Run 8/7/2024 11:21 AM

Plant Bowen Client: Southern Company Data: Bowen AP-1

Sanitas™ v.10.0.20 Software licensed to Groundwater Stats Consulting. UG

Box & Whiskers Plot

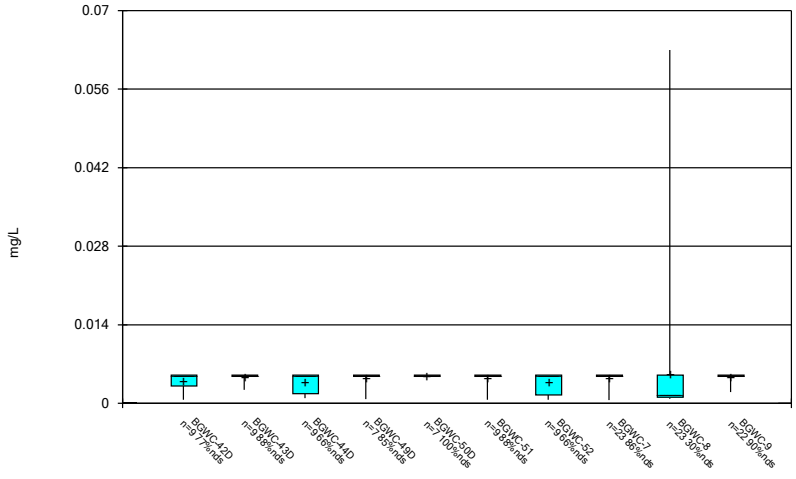

Constituent: Chromium Analysis Run 8/7/2024 11:21 AM

Plant Bowen Client: Southern Company Data: Bowen AP-1

Sanitas™ v.10.0.20 Software licensed to Groundwater Stats Consulting. UG

Box & Whiskers Plot

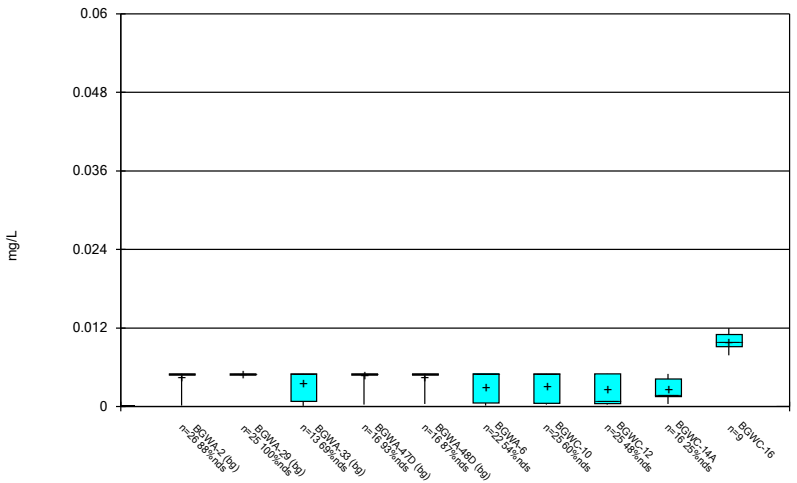

Constituent: Cobalt Analysis Run 8/7/2024 11:21 AM

Plant Bowen Client: Southern Company Data: Bowen AP-1

Sanitas™ v.10.0.20 Software licensed to Groundwater Stats Consulting. UG

Box & Whiskers Plot

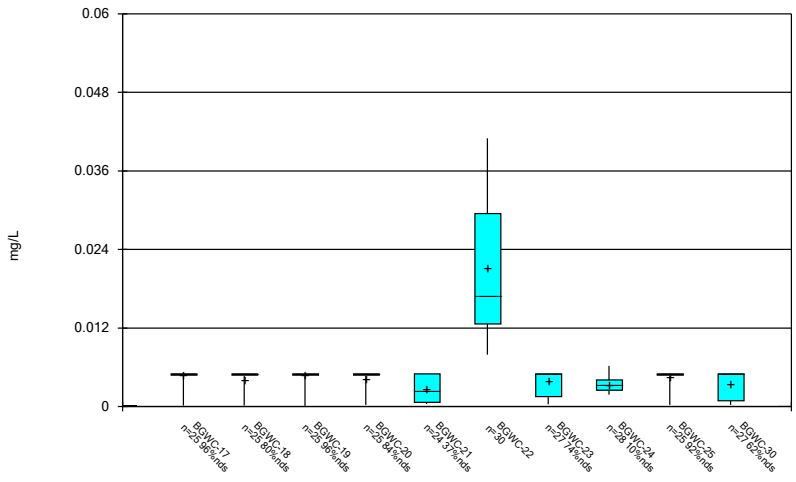

Constituent: Cobalt Analysis Run 8/7/2024 11:21 AM

Plant Bowen Client: Southern Company Data: Bowen AP-1

Sanitas™ v.10.0.20 Software licensed to Groundwater Stats Consulting. UG

Box & Whiskers Plot

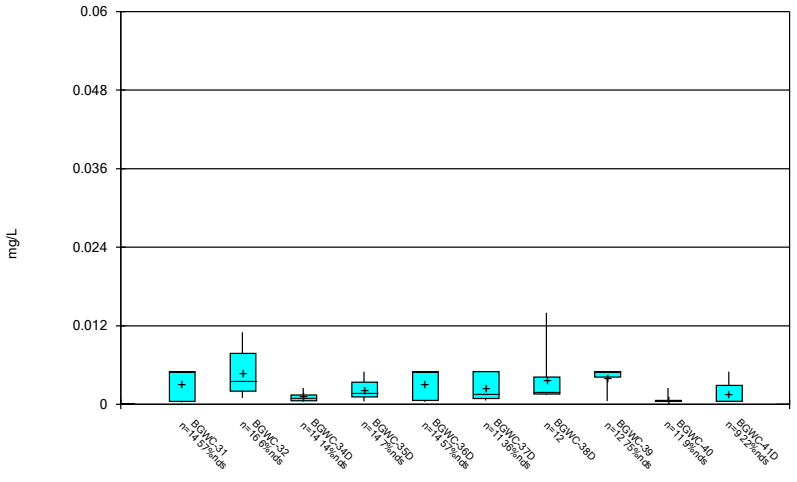

Constituent: Cobalt Analysis Run 8/7/2024 11:21 AM

Plant Bowen Client: Southern Company Data: Bowen AP-1

Sanitas™ v.10.0.20 Software licensed to Groundwater Stats Consulting. UG

Box & Whiskers Plot

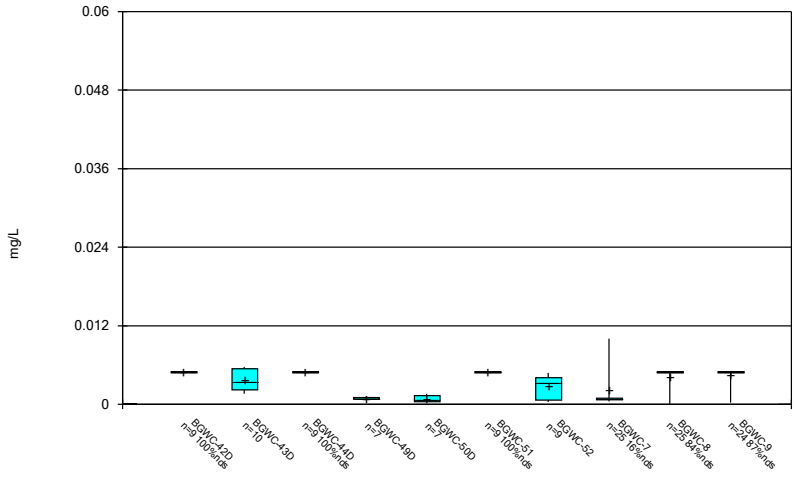

Constituent: Cobalt Analysis Run 8/7/2024 11:21 AM

Plant Bowen Client: Southern Company Data: Bowen AP-1

Sanitas™ v.10.0.20 Software licensed to Groundwater Stats Consulting. UG

Box & Whiskers Plot

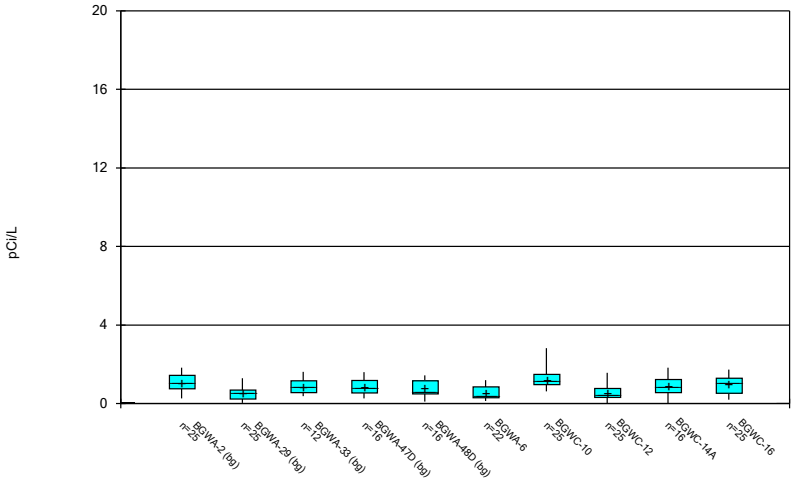

Constituent: Combined Radium 226 + 228 Analysis Run 8/7/2024 11:21 AM

Plant Bowen Client: Southern Company Data: Bowen AP-1

Sanitas™ v.10.0.20 Software licensed to Groundwater Stats Consulting. UG

Box & Whiskers Plot

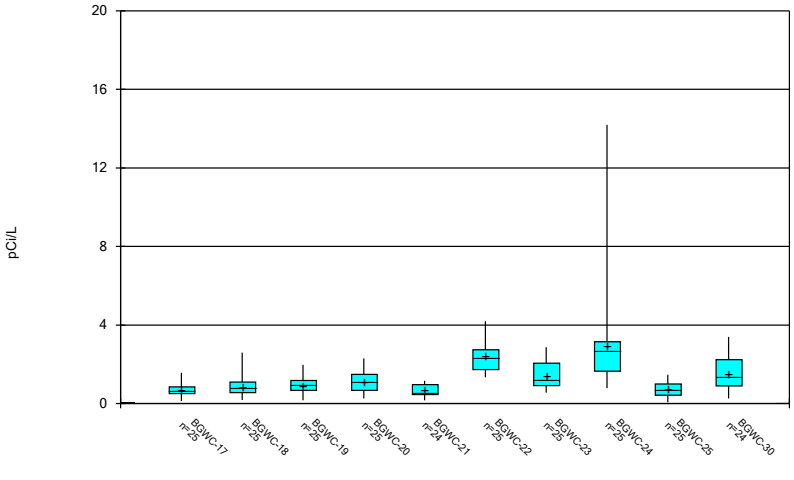

Constituent: Combined Radium 226 + 228 Analysis Run 8/7/2024 11:21 AM

Plant Bowen Client: Southern Company Data: Bowen AP-1

Sanitas™ v.10.0.20 Software licensed to Groundwater Stats Consulting. UG

Box & Whiskers Plot

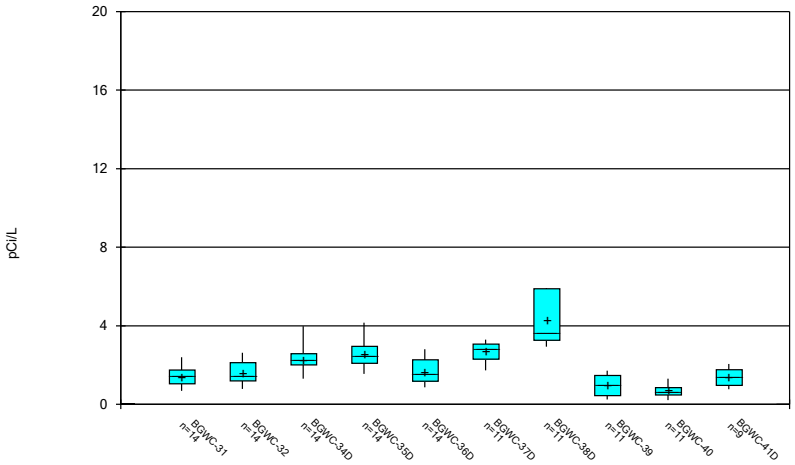

Constituent: Combined Radium 226 + 228 Analysis Run 8/7/2024 11:21 AM

Plant Bowen Client: Southern Company Data: Bowen AP-1

Sanitas™ v.10.0.20 Software licensed to Groundwater Stats Consulting. UG

Box & Whiskers Plot

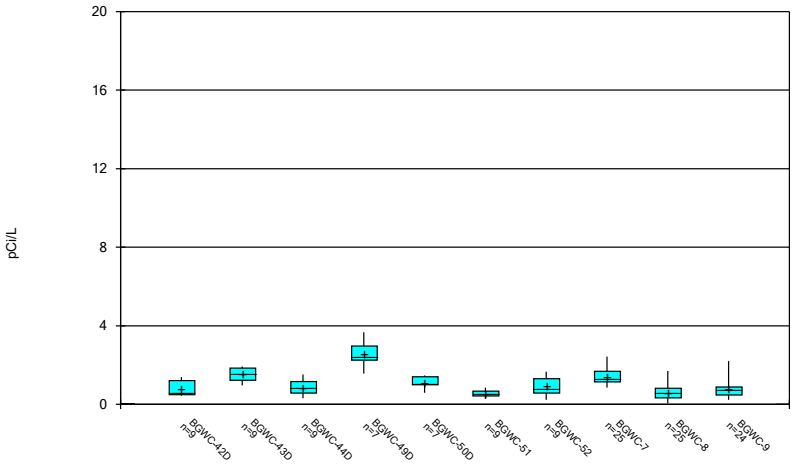

Constituent: Combined Radium 226 + 228 Analysis Run 8/7/2024 11:21 AM

Plant Bowen Client: Southern Company Data: Bowen AP-1

Sanitas™ v.10.0.20 Software licensed to Groundwater Stats Consulting. UG

Box & Whiskers Plot

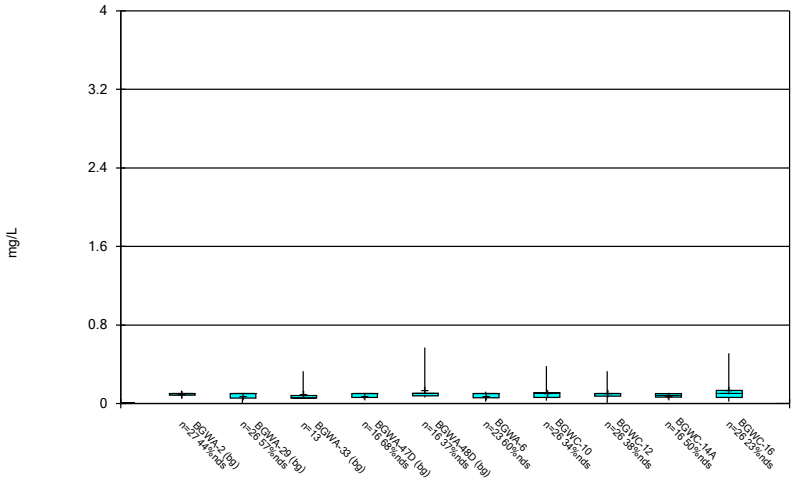

Constituent: Fluoride Analysis Run 8/7/2024 11:21 AM

Plant Bowen Client: Southern Company Data: Bowen AP-1

Sanitas™ v.10.0.20 Software licensed to Groundwater Stats Consulting. UG

Box & Whiskers Plot

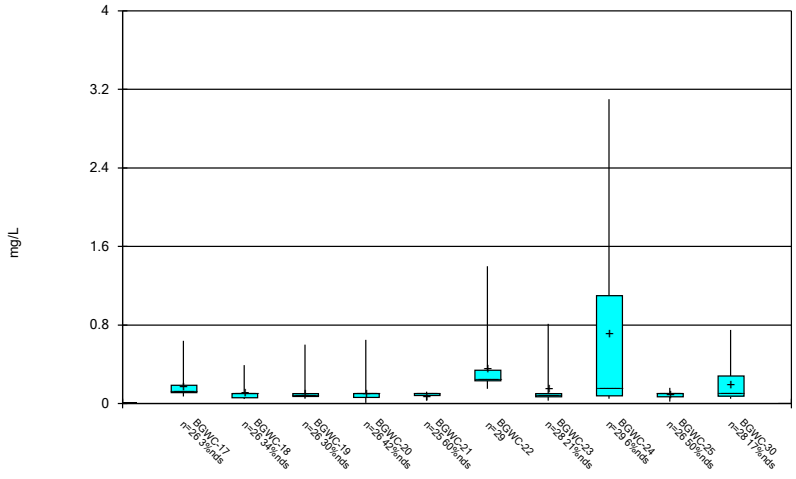

Constituent: Fluoride Analysis Run 8/7/2024 11:21 AM

Plant Bowen Client: Southern Company Data: Bowen AP-1

Sanitas™ v.10.0.20 Software licensed to Groundwater Stats Consulting. UG

Box & Whiskers Plot

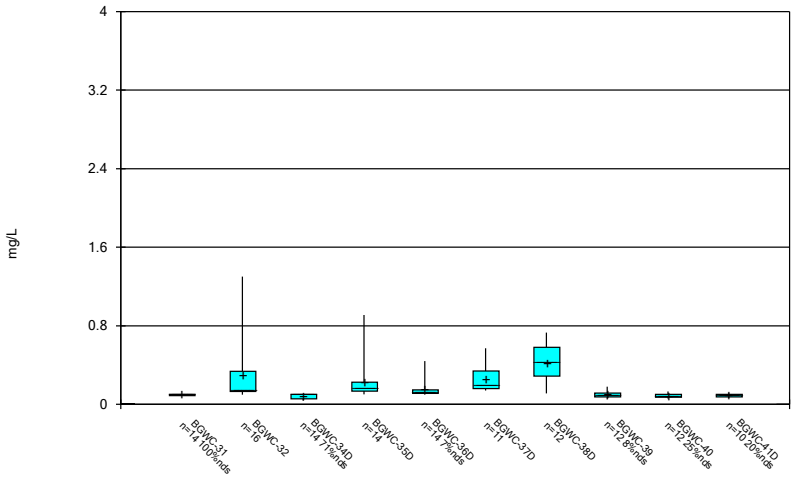

Constituent: Fluoride Analysis Run 8/7/2024 11:21 AM

Plant Bowen Client: Southern Company Data: Bowen AP-1

Sanitas™ v.10.0.20 Software licensed to Groundwater Stats Consulting. UG

Box & Whiskers Plot

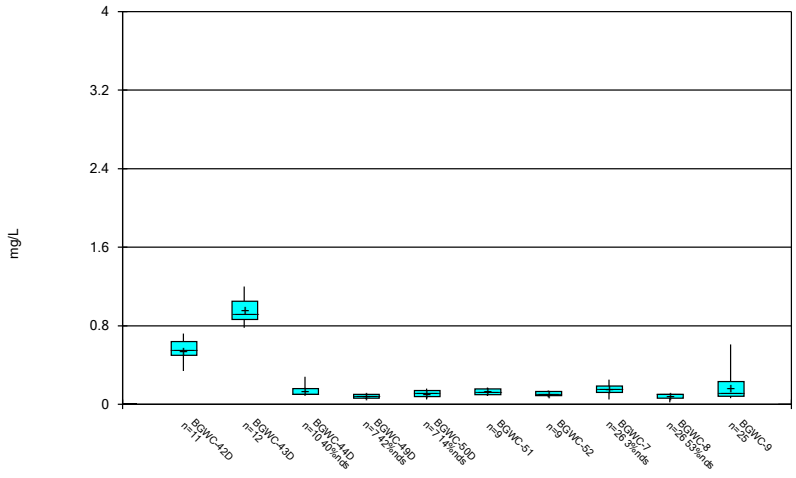

Constituent: Fluoride Analysis Run 8/7/2024 11:21 AM

Plant Bowen Client: Southern Company Data: Bowen AP-1

Sanitas™ v.10.0.20 Software licensed to Groundwater Stats Consulting. UG

Box & Whiskers Plot

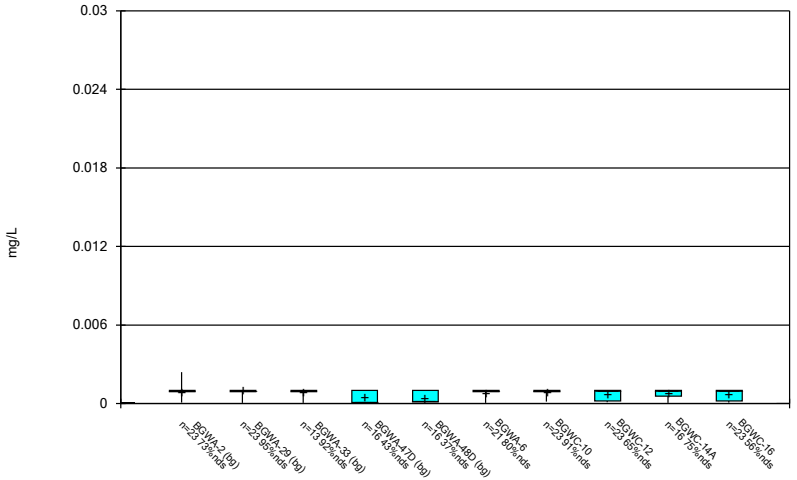

Constituent: Lead Analysis Run 8/7/2024 11:21 AM

Plant Bowen Client: Southern Company Data: Bowen AP-1

Sanitas™ v.10.0.20 Software licensed to Groundwater Stats Consulting. UG

Box & Whiskers Plot

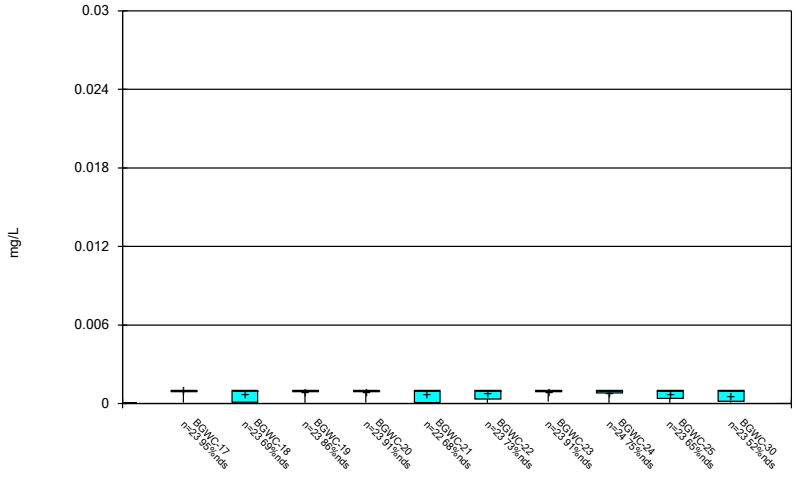

Constituent: Lead Analysis Run 8/7/2024 11:21 AM

Plant Bowen Client: Southern Company Data: Bowen AP-1

Sanitas™ v.10.0.20 Software licensed to Groundwater Stats Consulting. UG

Box & Whiskers Plot

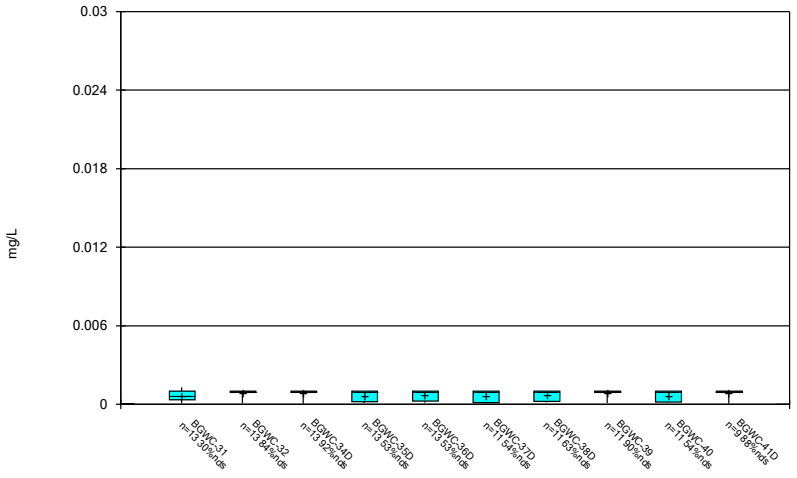

Constituent: Lead Analysis Run 8/7/2024 11:21 AM

Plant Bowen Client: Southern Company Data: Bowen AP-1

Sanitas™ v.10.0.20 Software licensed to Groundwater Stats Consulting. UG

Box & Whiskers Plot

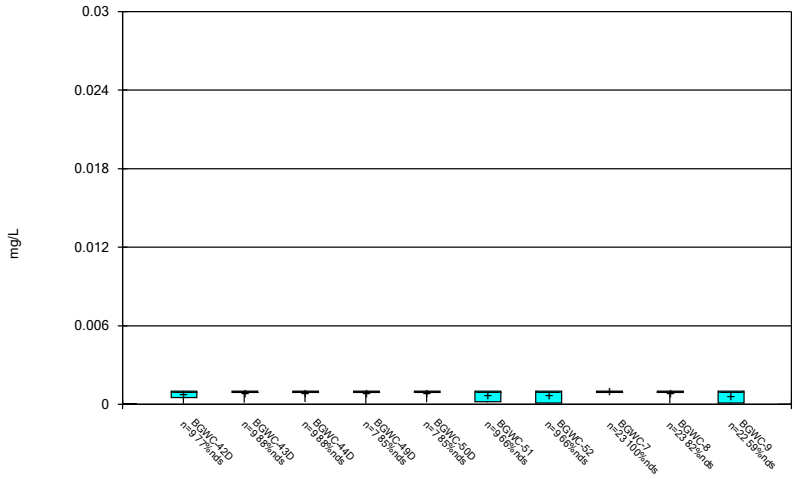

Constituent: Lead Analysis Run 8/7/2024 11:21 AM

Plant Bowen Client: Southern Company Data: Bowen AP-1

Sanitas™ v.10.0.20 Software licensed to Groundwater Stats Consulting. UG

Box & Whiskers Plot

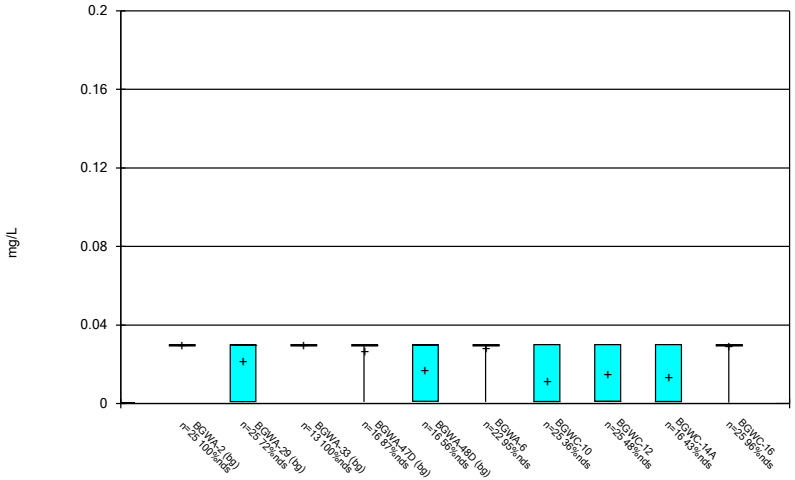

Constituent: Lithium Analysis Run 8/7/2024 11:21 AM

Plant Bowen Client: Southern Company Data: Bowen AP-1

Sanitas™ v.10.0.20 Software licensed to Groundwater Stats Consulting. UG

Box & Whiskers Plot

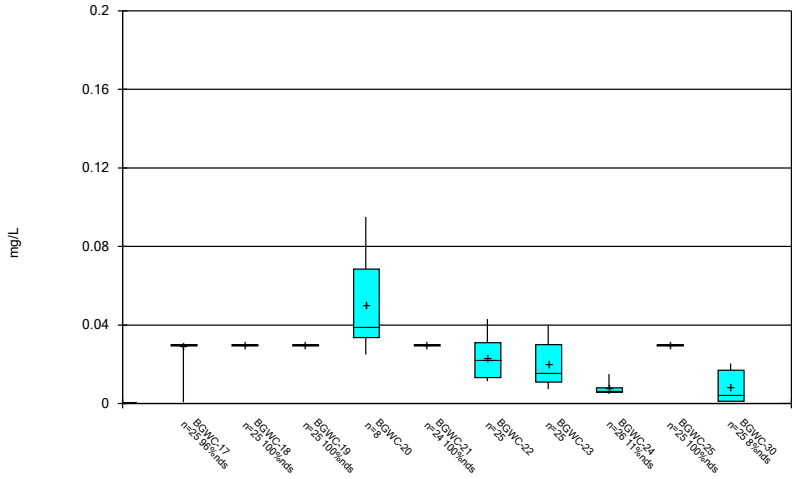

Constituent: Lithium Analysis Run 8/7/2024 11:21 AM

Plant Bowen Client: Southern Company Data: Bowen AP-1

Sanitas™ v.10.0.20 Software licensed to Groundwater Stats Consulting. UG

Box & Whiskers Plot

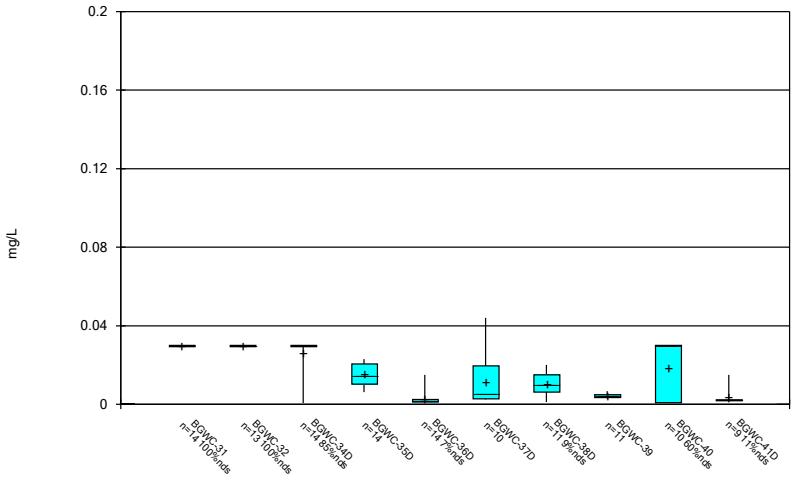

Constituent: Lithium Analysis Run 8/7/2024 11:22 AM

Plant Bowen Client: Southern Company Data: Bowen AP-1

Sanitas™ v.10.0.20 Software licensed to Groundwater Stats Consulting. UG

Box & Whiskers Plot

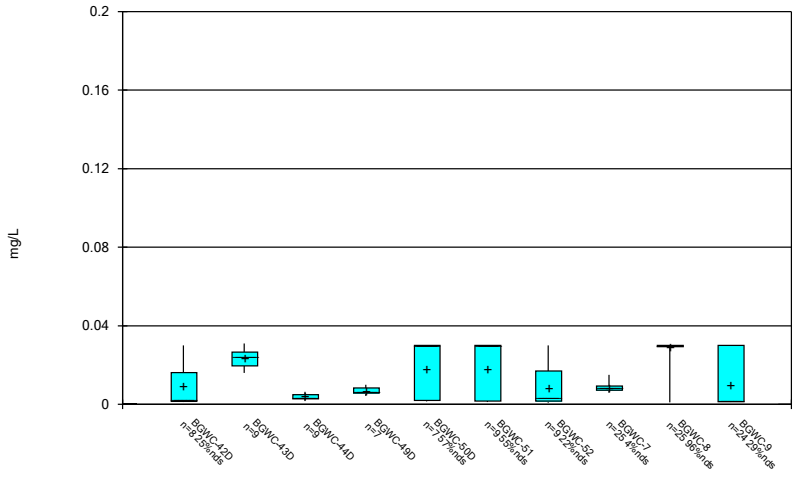

Constituent: Lithium Analysis Run 8/7/2024 11:22 AM

Plant Bowen Client: Southern Company Data: Bowen AP-1

Sanitas™ v.10.0.20 Software licensed to Groundwater Stats Consulting. UG

Box & Whiskers Plot

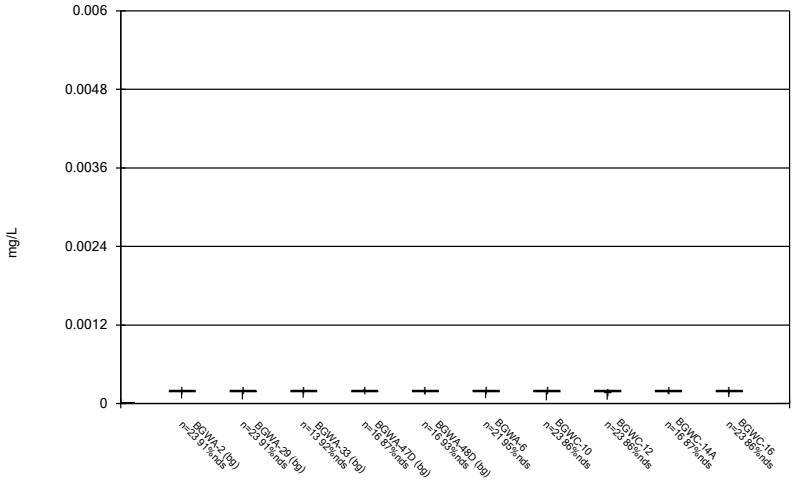

Constituent: Mercury Analysis Run 8/7/2024 11:22 AM

Plant Bowen Client: Southern Company Data: Bowen AP-1

Sanitas™ v.10.0.20 Software licensed to Groundwater Stats Consulting. UG

Box & Whiskers Plot

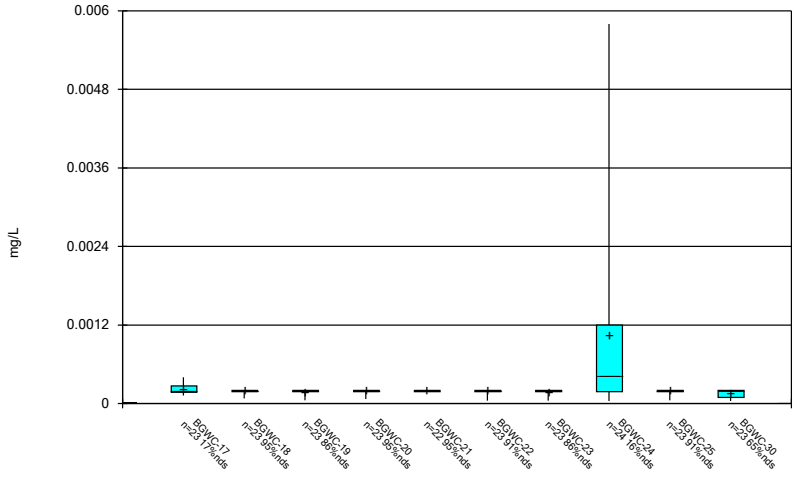

Constituent: Mercury Analysis Run 8/7/2024 11:22 AM

Plant Bowen Client: Southern Company Data: Bowen AP-1

Sanitas™ v.10.0.20 Software licensed to Groundwater Stats Consulting. UG

Box & Whiskers Plot

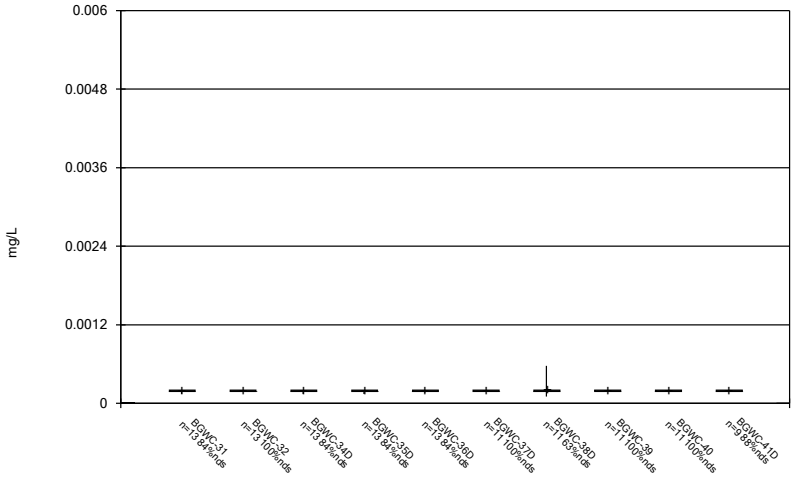

Constituent: Mercury Analysis Run 8/7/2024 11:22 AM

Plant Bowen Client: Southern Company Data: Bowen AP-1

Sanitas™ v.10.0.20 Software licensed to Groundwater Stats Consulting. UG

Box & Whiskers Plot

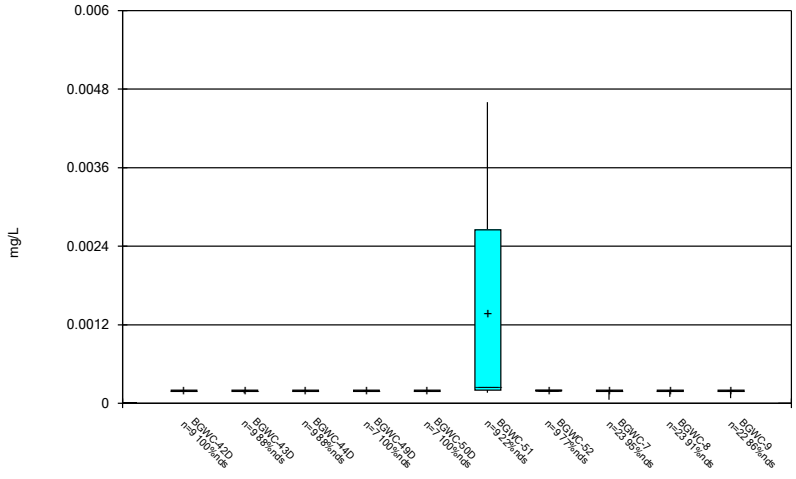

Constituent: Mercury Analysis Run 8/7/2024 11:22 AM

Plant Bowen Client: Southern Company Data: Bowen AP-1

Sanitas™ v.10.0.20 Software licensed to Groundwater Stats Consulting. UG

Box & Whiskers Plot

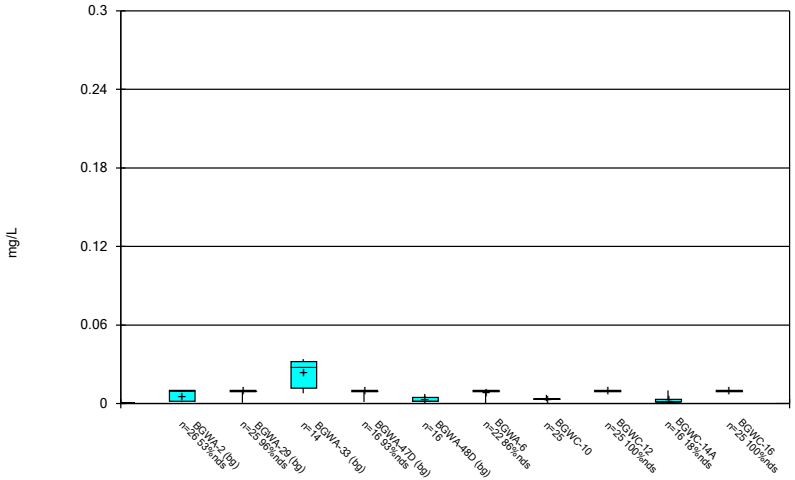

Constituent: Molybdenum Analysis Run 8/7/2024 11:22 AM

Plant Bowen Client: Southern Company Data: Bowen AP-1

Sanitas™ v.10.0.20 Software licensed to Groundwater Stats Consulting. UG

Box & Whiskers Plot

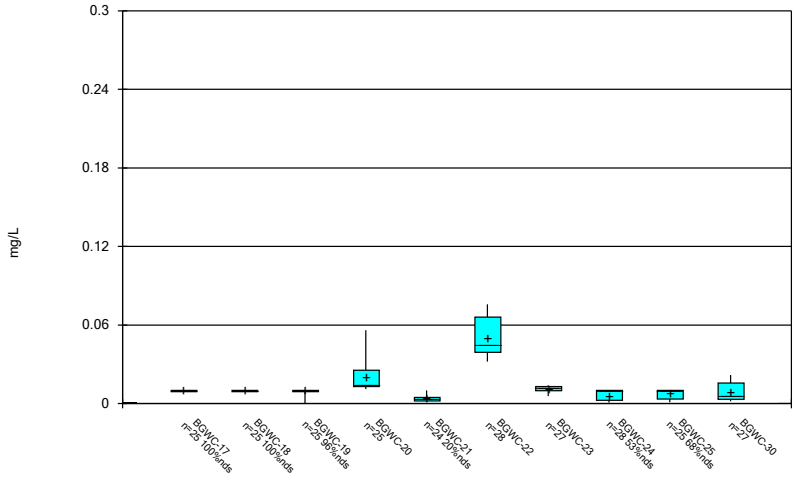

Constituent: Molybdenum Analysis Run 8/7/2024 11:22 AM

Plant Bowen Client: Southern Company Data: Bowen AP-1

Sanitas™ v.10.0.20 Software licensed to Groundwater Stats Consulting. UG

Box & Whiskers Plot

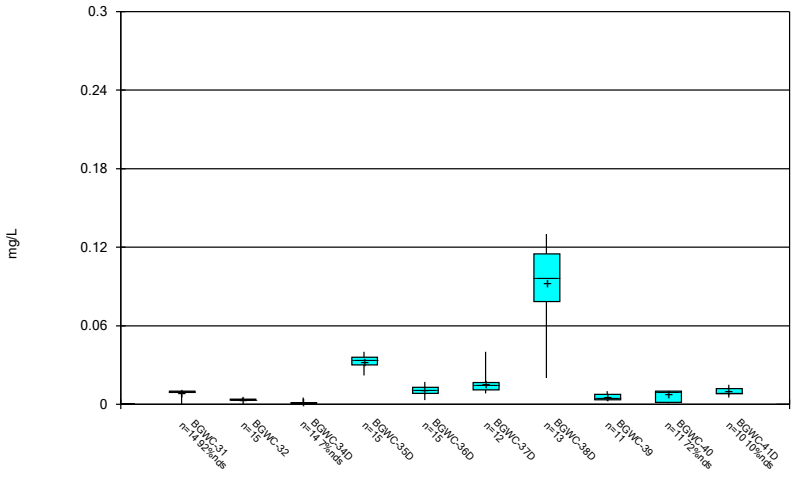

Constituent: Molybdenum Analysis Run 8/7/2024 11:22 AM

Plant Bowen Client: Southern Company Data: Bowen AP-1

Sanitas™ v.10.0.20 Software licensed to Groundwater Stats Consulting. UG

Box & Whiskers Plot

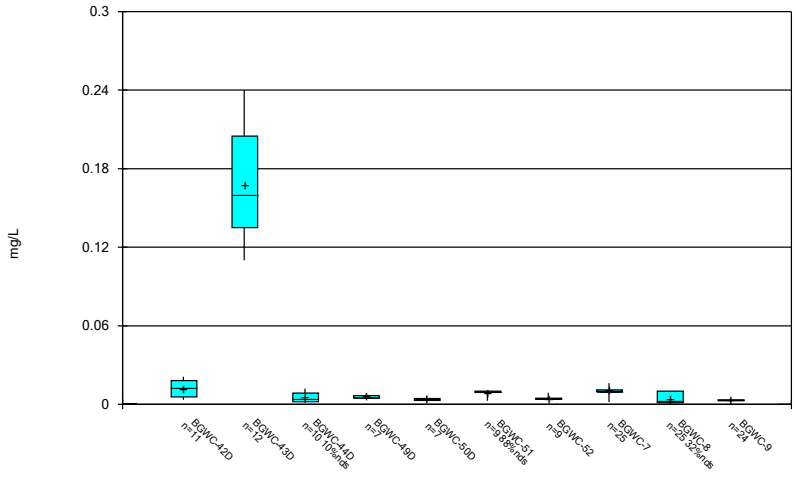

Constituent: Molybdenum Analysis Run 8/7/2024 11:22 AM

Plant Bowen Client: Southern Company Data: Bowen AP-1

Sanitas™ v.10.0.20 Software licensed to Groundwater Stats Consulting. UG

Box & Whiskers Plot

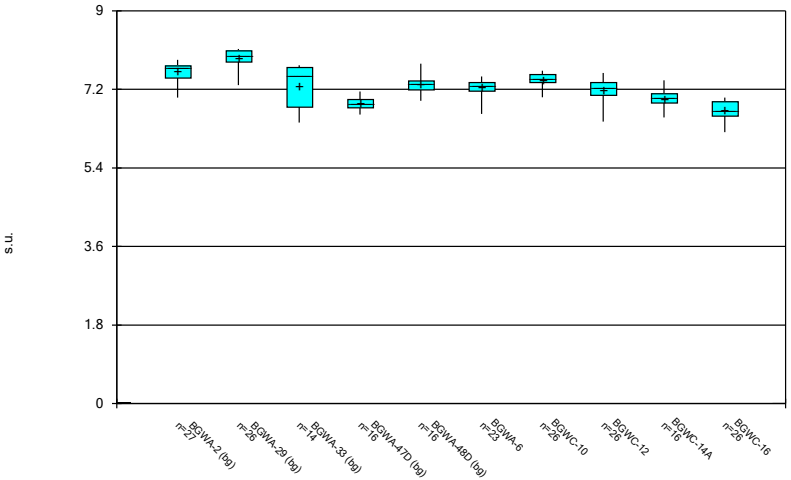

Constituent: pH Analysis Run 8/7/2024 11:22 AM

Plant Bowen Client: Southern Company Data: Bowen AP-1

Sanitas™ v.10.0.20 Software licensed to Groundwater Stats Consulting. UG

Box & Whiskers Plot

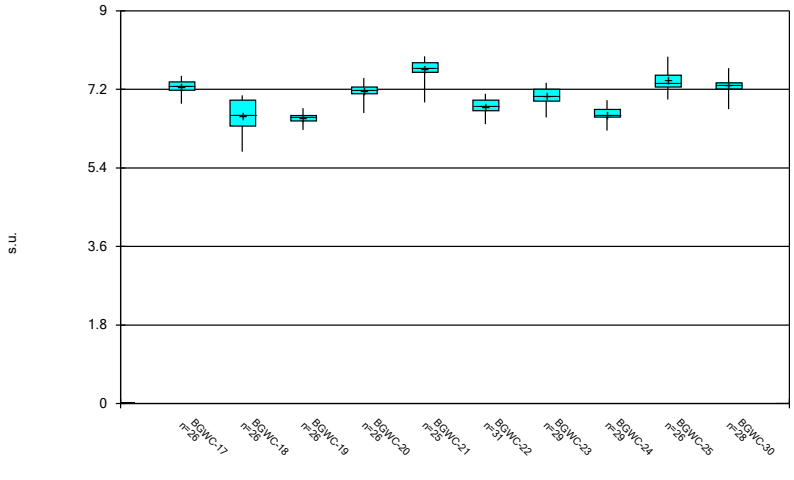

Constituent: pH Analysis Run 8/7/2024 11:22 AM

Plant Bowen Client: Southern Company Data: Bowen AP-1

Sanitas™ v.10.0.20 Software licensed to Groundwater Stats Consulting. UG

Box & Whiskers Plot

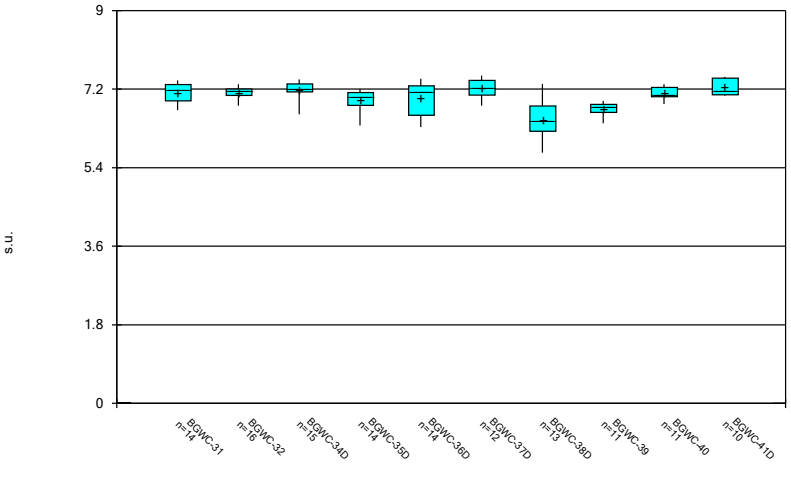

Constituent: pH Analysis Run 8/7/2024 11:22 AM

Plant Bowen Client: Southern Company Data: Bowen AP-1

Sanitas™ v.10.0.20 Software licensed to Groundwater Stats Consulting. UG

Box & Whiskers Plot

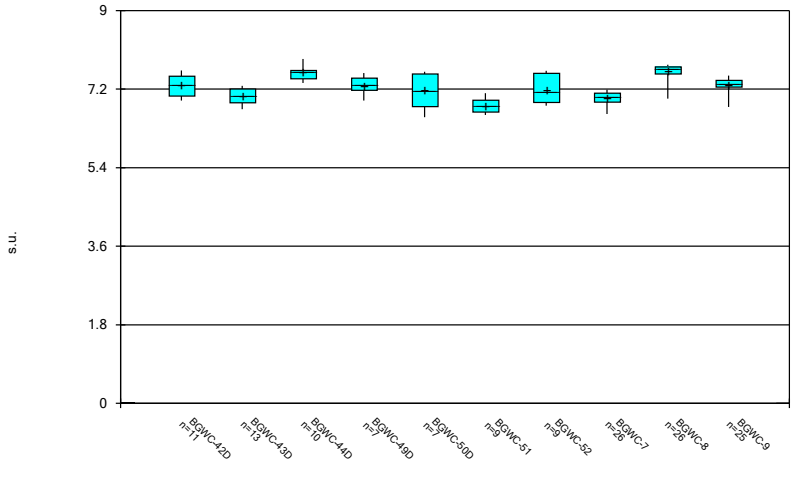

Constituent: pH Analysis Run 8/7/2024 11:22 AM

Plant Bowen Client: Southern Company Data: Bowen AP-1

Sanitas™ v.10.0.20 Software licensed to Groundwater Stats Consulting. UG

Box & Whiskers Plot

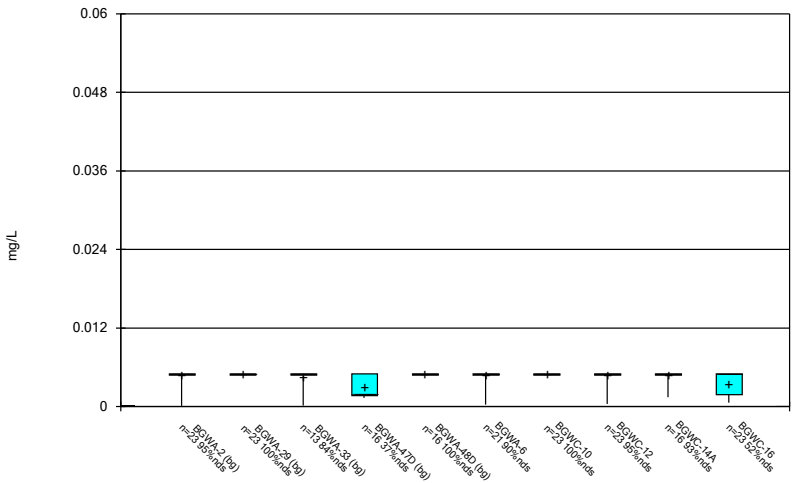

Constituent: Selenium Analysis Run 8/7/2024 11:22 AM

Plant Bowen Client: Southern Company Data: Bowen AP-1

Sanitas™ v.10.0.20 Software licensed to Groundwater Stats Consulting. UG

Box & Whiskers Plot

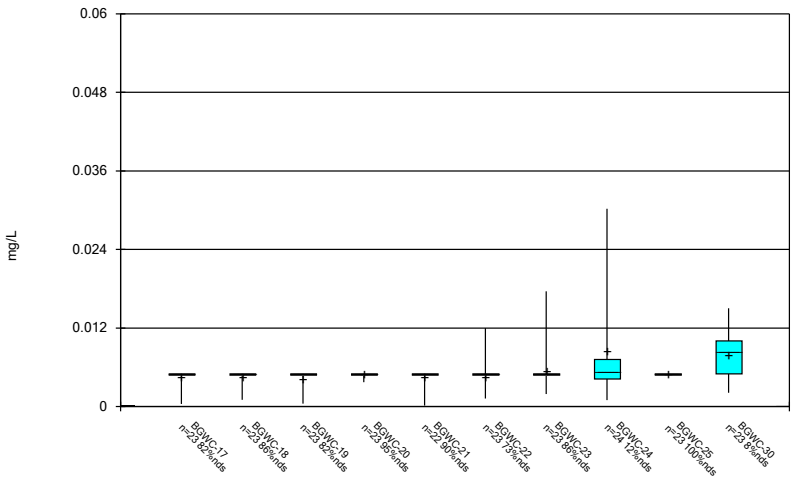

Constituent: Selenium Analysis Run 8/7/2024 11:22 AM

Plant Bowen Client: Southern Company Data: Bowen AP-1

Sanitas™ v.10.0.20 Software licensed to Groundwater Stats Consulting. UG

Box & Whiskers Plot

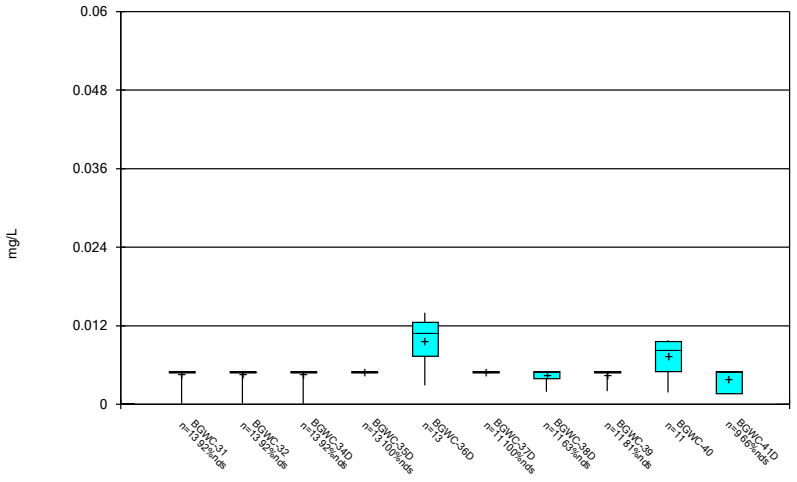

Constituent: Selenium Analysis Run 8/7/2024 11:22 AM

Plant Bowen Client: Southern Company Data: Bowen AP-1

Sanitas™ v.10.0.20 Software licensed to Groundwater Stats Consulting. UG

Box & Whiskers Plot

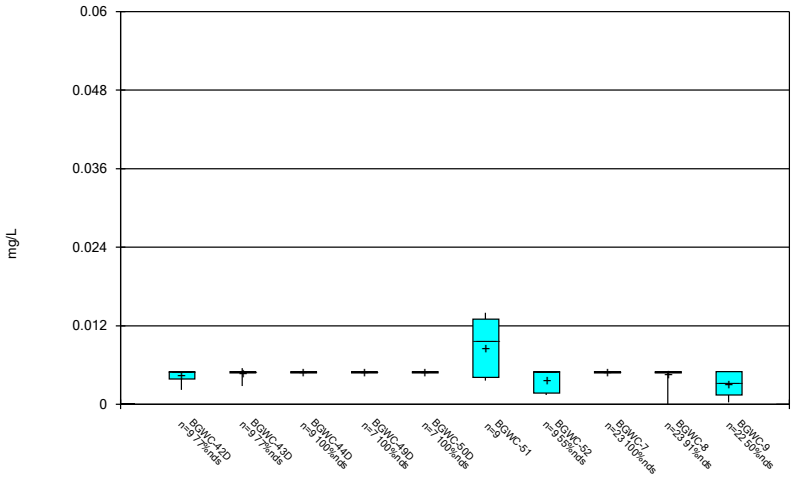

Constituent: Selenium Analysis Run 8/7/2024 11:22 AM

Plant Bowen Client: Southern Company Data: Bowen AP-1

Sanitas™ v.10.0.20 Software licensed to Groundwater Stats Consulting. UG

Box & Whiskers Plot

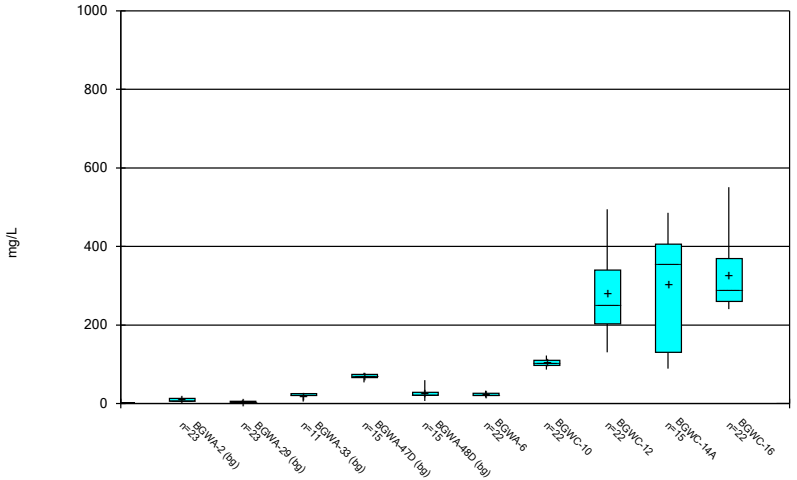

Constituent: Sulfate Analysis Run 8/7/2024 11:22 AM

Plant Bowen Client: Southern Company Data: Bowen AP-1

Sanitas™ v.10.0.20 Software licensed to Groundwater Stats Consulting. UG

Box & Whiskers Plot

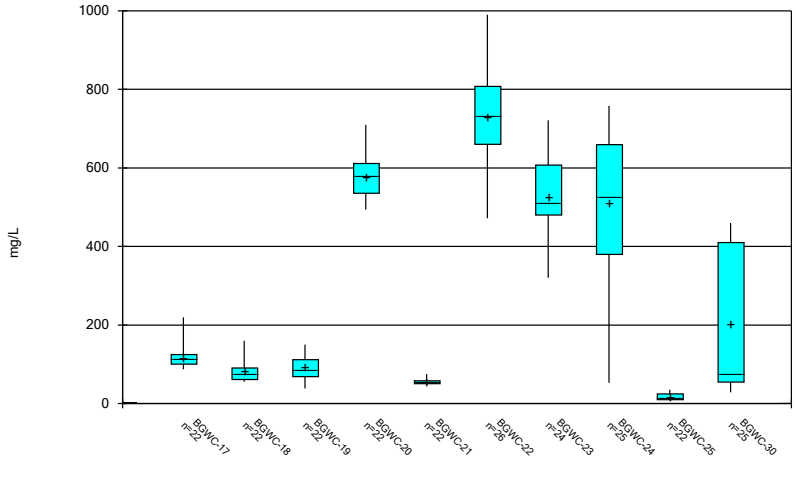

Constituent: Sulfate Analysis Run 8/7/2024 11:22 AM

Plant Bowen Client: Southern Company Data: Bowen AP-1

Sanitas™ v.10.0.20 Software licensed to Groundwater Stats Consulting. UG

Box & Whiskers Plot

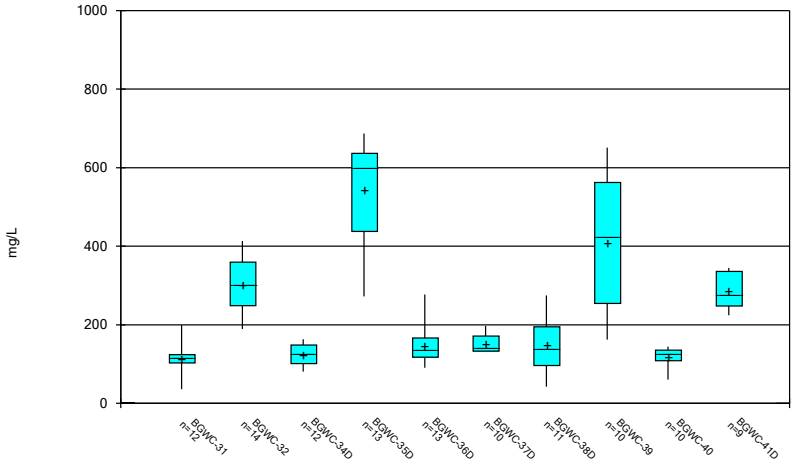

Constituent: Sulfate Analysis Run 8/7/2024 11:22 AM

Plant Bowen Client: Southern Company Data: Bowen AP-1

Sanitas™ v.10.0.20 Software licensed to Groundwater Stats Consulting. UG

Box & Whiskers Plot

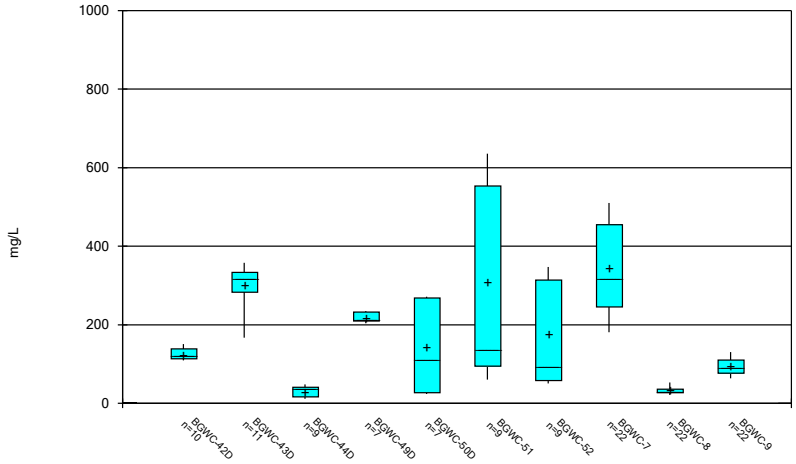

Constituent: Sulfate Analysis Run 8/7/2024 11:22 AM

Plant Bowen Client: Southern Company Data: Bowen AP-1

Sanitas™ v.10.0.20 Software licensed to Groundwater Stats Consulting. UG

Box & Whiskers Plot

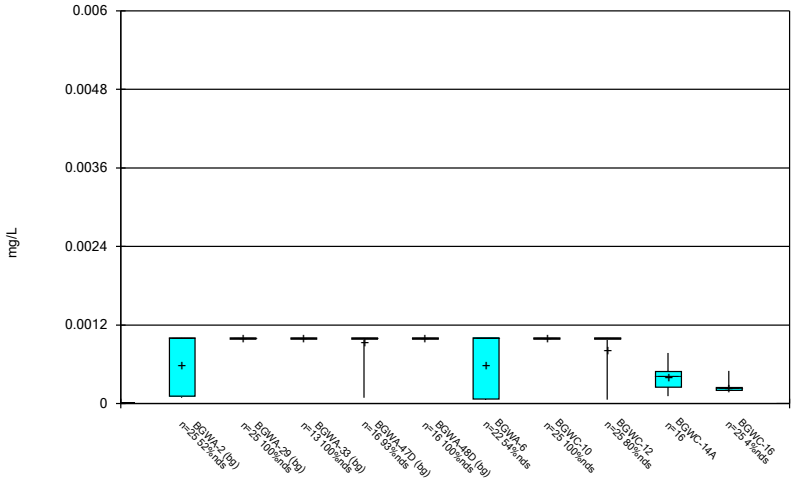

Constituent: Thallium Analysis Run 8/7/2024 11:22 AM

Plant Bowen Client: Southern Company Data: Bowen AP-1

Sanitas™ v.10.0.20 Software licensed to Groundwater Stats Consulting. UG

Box & Whiskers Plot

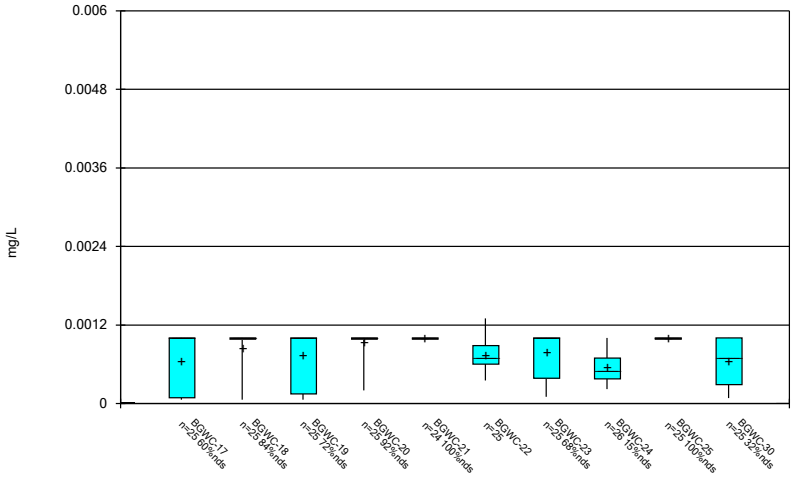

Constituent: Thallium Analysis Run 8/7/2024 11:22 AM

Plant Bowen Client: Southern Company Data: Bowen AP-1

Sanitas™ v.10.0.20 Software licensed to Groundwater Stats Consulting. UG

Box & Whiskers Plot

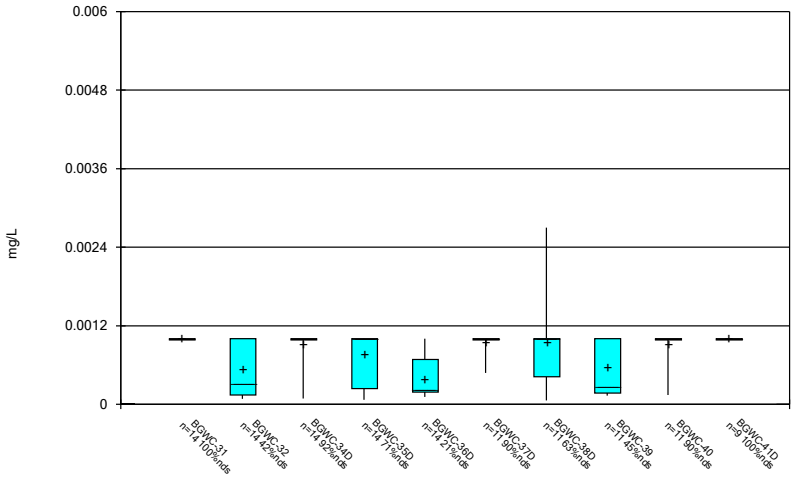

Constituent: Thallium Analysis Run 8/7/2024 11:22 AM

Plant Bowen Client: Southern Company Data: Bowen AP-1

Sanitas™ v.10.0.20 Software licensed to Groundwater Stats Consulting. UG

Box & Whiskers Plot

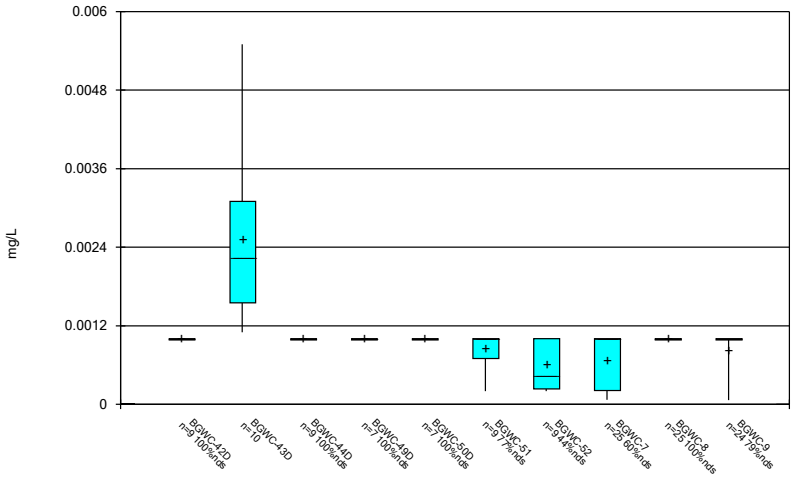

Constituent: Thallium Analysis Run 8/7/2024 11:22 AM

Plant Bowen Client: Southern Company Data: Bowen AP-1

Sanitas™ v.10.0.20 Software licensed to Groundwater Stats Consulting. UG

Box & Whiskers Plot

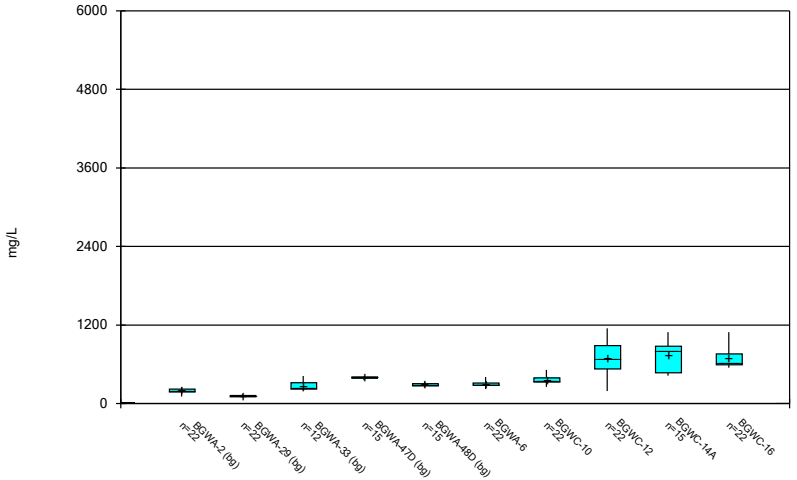

Constituent: Total Dissolved Solids Analysis Run 8/7/2024 11:22 AM
Plant Bowen Client: Southern Company Data: Bowen AP-1

Sanitas™ v.10.0.20 Software licensed to Groundwater Stats Consulting. UG

Box & Whiskers Plot

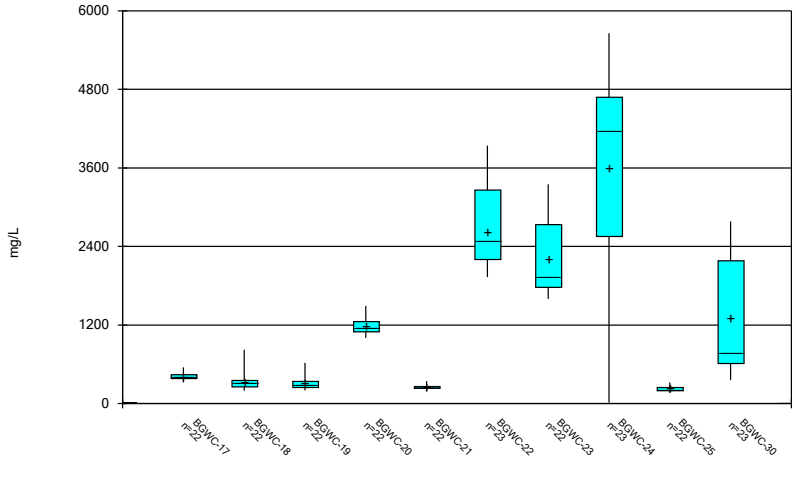

Constituent: Total Dissolved Solids Analysis Run 8/7/2024 11:22 AM
Plant Bowen Client: Southern Company Data: Bowen AP-1

Sanitas™ v.10.0.20 Software licensed to Groundwater Stats Consulting. UG

Box & Whiskers Plot

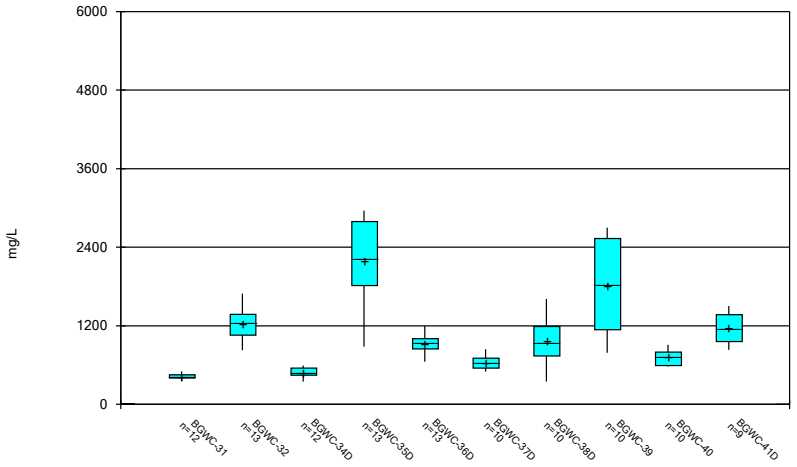

Constituent: Total Dissolved Solids Analysis Run 8/7/2024 11:22 AM
Plant Bowen Client: Southern Company Data: Bowen AP-1

Sanitas™ v.10.0.20 Software licensed to Groundwater Stats Consulting. UG

Box & Whiskers Plot

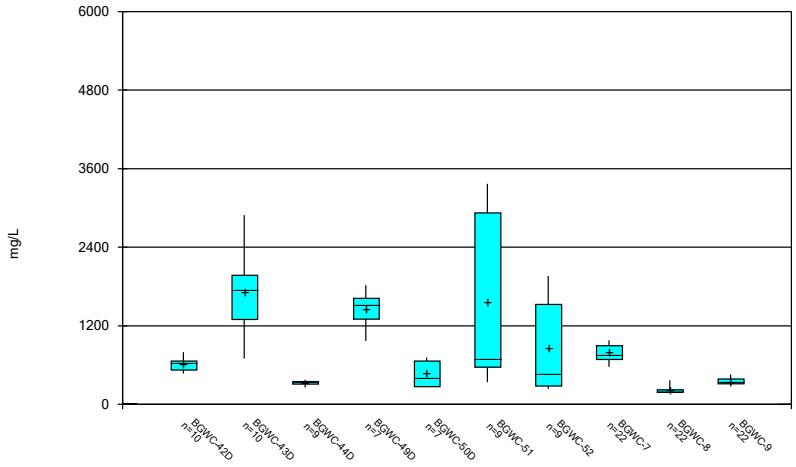

Constituent: Total Dissolved Solids Analysis Run 8/7/2024 11:22 AM
Plant Bowen Client: Southern Company Data: Bowen AP-1

FIGURE C.

Outlier Summary

Plant Bowen Client: Southern Company Data: Bowen AP-1 Printed 8/7/2024, 12:09 PM

	BGWC-24 Antimony (mg/L)	BGWA-33 Boron (mg/L)	BGWA-33 Chloride (mg/L)	BGWC-32 Lithium (mg/L)	BGWC-37D Lithium (mg/L)	BGWC-40 Lithium (mg/L)	BGWC-42D Lithium (mg/L)	BGWA-33 Sulfate (mg/L)	BGWA-29 Total Dissolved Solids (mg/L)
2/14/2017									345 (o)
4/3/2019		0.66 (o)							
9/27/2019			394 (o)					200 (o)	
2/16/2022				<0.15 (o)		<0.15 (o)			
2/17/2022					<0.15 (o)		<0.15 (o)		
8/2/2022	0.015 (o)								

FIGURE D.

Appendix III Interwell Prediction Limits - Significant Results

Plant Bowen Client: Southern Company Data: Bowen AP-1 Printed 4/2/2024, 2:45 PM

Constituent	Well	Upper Lim.	Lower Lim.	Date	Observ.	Sig.	Bg N	%NDs	ND Adj.	Transform	Alpha	Method
Boron (mg/L)	BGWC-10	0.043	n/a	2/1/2024	0.51	Yes	88	19.32	n/a	n/a	0.0002459	NP Inter (normality) 1 of 2
Boron (mg/L)	BGWC-12	0.043	n/a	2/1/2024	1.6	Yes	88	19.32	n/a	n/a	0.0002459	NP Inter (normality) 1 of 2
Boron (mg/L)	BGWC-14A	0.043	n/a	2/1/2024	1.7	Yes	88	19.32	n/a	n/a	0.0002459	NP Inter (normality) 1 of 2
Boron (mg/L)	BGWC-16	0.043	n/a	2/1/2024	2.2	Yes	88	19.32	n/a	n/a	0.0002459	NP Inter (normality) 1 of 2
Boron (mg/L)	BGWC-17	0.043	n/a	2/1/2024	1.2	Yes	88	19.32	n/a	n/a	0.0002459	NP Inter (normality) 1 of 2
Boron (mg/L)	BGWC-18	0.043	n/a	2/2/2024	0.41	Yes	88	19.32	n/a	n/a	0.0002459	NP Inter (normality) 1 of 2
Boron (mg/L)	BGWC-19	0.043	n/a	2/2/2024	0.22	Yes	88	19.32	n/a	n/a	0.0002459	NP Inter (normality) 1 of 2
Boron (mg/L)	BGWC-20	0.043	n/a	2/5/2024	5.9	Yes	88	19.32	n/a	n/a	0.0002459	NP Inter (normality) 1 of 2
Boron (mg/L)	BGWC-22	0.043	n/a	2/8/2024	17.5	Yes	88	19.32	n/a	n/a	0.0002459	NP Inter (normality) 1 of 2
Boron (mg/L)	BGWC-23	0.043	n/a	2/8/2024	10.1	Yes	88	19.32	n/a	n/a	0.0002459	NP Inter (normality) 1 of 2
Boron (mg/L)	BGWC-24	0.043	n/a	1/30/2024	15.7	Yes	88	19.32	n/a	n/a	0.0002459	NP Inter (normality) 1 of 2
Boron (mg/L)	BGWC-25	0.043	n/a	2/5/2024	0.097	Yes	88	19.32	n/a	n/a	0.0002459	NP Inter (normality) 1 of 2
Boron (mg/L)	BGWC-30	0.043	n/a	2/6/2024	2.9	Yes	88	19.32	n/a	n/a	0.0002459	NP Inter (normality) 1 of 2
Boron (mg/L)	BGWC-51	0.043	n/a	2/5/2024	1.3	Yes	88	19.32	n/a	n/a	0.0002459	NP Inter (normality) 1 of 2
Boron (mg/L)	BGWC-52	0.043	n/a	2/5/2024	0.77	Yes	88	19.32	n/a	n/a	0.0002459	NP Inter (normality) 1 of 2
Boron (mg/L)	BGWC-7	0.043	n/a	2/2/2024	0.85	Yes	88	19.32	n/a	n/a	0.0002459	NP Inter (normality) 1 of 2
Boron (mg/L)	BGWC-9	0.043	n/a	2/1/2024	0.48	Yes	88	19.32	n/a	n/a	0.0002459	NP Inter (normality) 1 of 2
Calcium (mg/L)	BGWC-12	117	n/a	2/1/2024	194	Yes	88	0	n/a	n/a	0.0002459	NP Inter (normality) 1 of 2
Calcium (mg/L)	BGWC-14A	117	n/a	2/1/2024	177	Yes	88	0	n/a	n/a	0.0002459	NP Inter (normality) 1 of 2
Calcium (mg/L)	BGWC-16	117	n/a	2/1/2024	203	Yes	88	0	n/a	n/a	0.0002459	NP Inter (normality) 1 of 2
Calcium (mg/L)	BGWC-20	117	n/a	2/5/2024	309	Yes	88	0	n/a	n/a	0.0002459	NP Inter (normality) 1 of 2
Calcium (mg/L)	BGWC-22	117	n/a	2/8/2024	561	Yes	88	0	n/a	n/a	0.0002459	NP Inter (normality) 1 of 2
Calcium (mg/L)	BGWC-23	117	n/a	2/8/2024	347	Yes	88	0	n/a	n/a	0.0002459	NP Inter (normality) 1 of 2
Calcium (mg/L)	BGWC-24	117	n/a	1/30/2024	413	Yes	88	0	n/a	n/a	0.0002459	NP Inter (normality) 1 of 2
Calcium (mg/L)	BGWC-7	117	n/a	2/2/2024	119	Yes	88	0	n/a	n/a	0.0002459	NP Inter (normality) 1 of 2
Chloride (mg/L)	BGWC-10	8.843	n/a	2/1/2024	30.1	Yes	87	0	None	sqrt(x)	0.000396	Param Inter 1 of 2
Chloride (mg/L)	BGWC-12	8.843	n/a	2/1/2024	14.2	Yes	87	0	None	sqrt(x)	0.000396	Param Inter 1 of 2
Chloride (mg/L)	BGWC-14A	8.843	n/a	2/1/2024	17.3	Yes	87	0	None	sqrt(x)	0.000396	Param Inter 1 of 2
Chloride (mg/L)	BGWC-16	8.843	n/a	2/1/2024	18.5	Yes	87	0	None	sqrt(x)	0.000396	Param Inter 1 of 2
Chloride (mg/L)	BGWC-17	8.843	n/a	2/1/2024	41.8	Yes	87	0	None	sqrt(x)	0.000396	Param Inter 1 of 2
Chloride (mg/L)	BGWC-20	8.843	n/a	2/5/2024	140	Yes	87	0	None	sqrt(x)	0.000396	Param Inter 1 of 2
Chloride (mg/L)	BGWC-22	8.843	n/a	2/8/2024	679	Yes	87	0	None	sqrt(x)	0.000396	Param Inter 1 of 2
Chloride (mg/L)	BGWC-23	8.843	n/a	2/8/2024	493	Yes	87	0	None	sqrt(x)	0.000396	Param Inter 1 of 2
Chloride (mg/L)	BGWC-24	8.843	n/a	1/30/2024	533	Yes	87	0	None	sqrt(x)	0.000396	Param Inter 1 of 2
Chloride (mg/L)	BGWC-25	8.843	n/a	2/5/2024	17.6	Yes	87	0	None	sqrt(x)	0.000396	Param Inter 1 of 2
Chloride (mg/L)	BGWC-30	8.843	n/a	2/6/2024	123	Yes	87	0	None	sqrt(x)	0.000396	Param Inter 1 of 2
Chloride (mg/L)	BGWC-51	8.843	n/a	2/5/2024	42.6	Yes	87	0	None	sqrt(x)	0.000396	Param Inter 1 of 2
Chloride (mg/L)	BGWC-52	8.843	n/a	2/5/2024	34	Yes	87	0	None	sqrt(x)	0.000396	Param Inter 1 of 2
Chloride (mg/L)	BGWC-9	8.843	n/a	2/1/2024	9.3	Yes	87	0	None	sqrt(x)	0.000396	Param Inter 1 of 2
pH (s.u.)	BGWC-12	8.342	6.53	2/1/2024	6.46	Yes	99	0	None	x^2	0.000198	Param Inter 1 of 2
pH (s.u.)	BGWC-16	8.342	6.53	2/1/2024	6.51	Yes	99	0	None	x^2	0.000198	Param Inter 1 of 2
pH (s.u.)	BGWC-18	8.342	6.53	2/2/2024	5.77	Yes	99	0	None	x^2	0.000198	Param Inter 1 of 2
pH (s.u.)	BGWC-19	8.342	6.53	2/2/2024	6.29	Yes	99	0	None	x^2	0.000198	Param Inter 1 of 2
pH (s.u.)	BGWC-22	8.342	6.53	2/8/2024	6.44	Yes	99	0	None	x^2	0.000198	Param Inter 1 of 2
pH (s.u.)	BGWC-24	8.342	6.53	1/30/2024	6.26	Yes	99	0	None	x^2	0.000198	Param Inter 1 of 2
Sulfate (mg/L)	BGWC-12	134.6	n/a	2/1/2024	495	Yes	87	0	None	ln(x)	0.000396	Param Inter 1 of 2
Sulfate (mg/L)	BGWC-14A	134.6	n/a	2/1/2024	483	Yes	87	0	None	ln(x)	0.000396	Param Inter 1 of 2
Sulfate (mg/L)	BGWC-16	134.6	n/a	2/1/2024	551	Yes	87	0	None	ln(x)	0.000396	Param Inter 1 of 2
Sulfate (mg/L)	BGWC-20	134.6	n/a	2/5/2024	649	Yes	87	0	None	ln(x)	0.000396	Param Inter 1 of 2
Sulfate (mg/L)	BGWC-22	134.6	n/a	2/8/2024	549	Yes	87	0	None	ln(x)	0.000396	Param Inter 1 of 2
Sulfate (mg/L)	BGWC-23	134.6	n/a	2/8/2024	368	Yes	87	0	None	ln(x)	0.000396	Param Inter 1 of 2
Sulfate (mg/L)	BGWC-24	134.6	n/a	1/30/2024	324	Yes	87	0	None	ln(x)	0.000396	Param Inter 1 of 2
Sulfate (mg/L)	BGWC-7	134.6	n/a	2/2/2024	181	Yes	87	0	None	ln(x)	0.000396	Param Inter 1 of 2
Total Dissolved Solids (mg/L)	BGWC-12	421	n/a	2/1/2024	1150	Yes	86	0	n/a	n/a	0.0002578	NP Inter (normality) 1 of 2
Total Dissolved Solids (mg/L)	BGWC-14A	421	n/a	2/1/2024	1040	Yes	86	0	n/a	n/a	0.0002578	NP Inter (normality) 1 of 2
Total Dissolved Solids (mg/L)	BGWC-16	421	n/a	2/1/2024	1090	Yes	86	0	n/a	n/a	0.0002578	NP Inter (normality) 1 of 2
Total Dissolved Solids (mg/L)	BGWC-17	421	n/a	2/1/2024	445	Yes	86	0	n/a	n/a	0.0002578	NP Inter (normality) 1 of 2
Total Dissolved Solids (mg/L)	BGWC-20	421	n/a	2/5/2024	1490	Yes	86	0	n/a	n/a	0.0002578	NP Inter (normality) 1 of 2
Total Dissolved Solids (mg/L)	BGWC-22	421	n/a	2/8/2024	2560	Yes	86	0	n/a	n/a	0.0002578	NP Inter (normality) 1 of 2
Total Dissolved Solids (mg/L)	BGWC-23	421	n/a	2/8/2024	1790	Yes	86	0	n/a	n/a	0.0002578	NP Inter (normality) 1 of 2
Total Dissolved Solids (mg/L)	BGWC-24	421	n/a	1/30/2024	2180	Yes	86	0	n/a	n/a	0.0002578	NP Inter (normality) 1 of 2
Total Dissolved Solids (mg/L)	BGWC-30	421	n/a	2/6/2024	511	Yes	86	0	n/a	n/a	0.0002578	NP Inter (normality) 1 of 2
Total Dissolved Solids (mg/L)	BGWC-7	421	n/a	2/2/2024	598	Yes	86	0	n/a	n/a	0.0002578	NP Inter (normality) 1 of 2

Appendix III Interwell Prediction Limits - All Results

Plant Bowen Client: Southern Company Data: Bowen AP-1 Printed 4/2/2024, 2:45 PM

Constituent	Well	Upper Lim.	Lower Lim.	Date	Observ.	Sig.	Bg N	%NDs	ND Adj.	Transform	Alpha	Method
Boron (mg/L)	**BGWC-10**	**0.043**	**n/a**	**2/1/2024**	**0.51**	**Yes**	**88**	**19.32**	**n/a**	**n/a**	**0.0002459**	**NP Inter (normality) 1 of 2**
Boron (mg/L)	**BGWC-12**	**0.043**	**n/a**	**2/1/2024**	**1.6**	**Yes**	**88**	**19.32**	**n/a**	**n/a**	**0.0002459**	**NP Inter (normality) 1 of 2**
Boron (mg/L)	**BGWC-14A**	**0.043**	**n/a**	**2/1/2024**	**1.7**	**Yes**	**88**	**19.32**	**n/a**	**n/a**	**0.0002459**	**NP Inter (normality) 1 of 2**
Boron (mg/L)	**BGWC-16**	**0.043**	**n/a**	**2/1/2024**	**2.2**	**Yes**	**88**	**19.32**	**n/a**	**n/a**	**0.0002459**	**NP Inter (normality) 1 of 2**
Boron (mg/L)	**BGWC-17**	**0.043**	**n/a**	**2/1/2024**	**1.2**	**Yes**	**88**	**19.32**	**n/a**	**n/a**	**0.0002459**	**NP Inter (normality) 1 of 2**
Boron (mg/L)	**BGWC-18**	**0.043**	**n/a**	**2/2/2024**	**0.41**	**Yes**	**88**	**19.32**	**n/a**	**n/a**	**0.0002459**	**NP Inter (normality) 1 of 2**
Boron (mg/L)	**BGWC-19**	**0.043**	**n/a**	**2/2/2024**	**0.22**	**Yes**	**88**	**19.32**	**n/a**	**n/a**	**0.0002459**	**NP Inter (normality) 1 of 2**
Boron (mg/L)	**BGWC-20**	**0.043**	**n/a**	**2/5/2024**	**5.9**	**Yes**	**88**	**19.32**	**n/a**	**n/a**	**0.0002459**	**NP Inter (normality) 1 of 2**
Boron (mg/L)	BGWC-21	0.043	n/a	2/5/2024	0.039J	No	88	19.32	n/a	n/a	0.0002459	NP Inter (normality) 1 of 2
Boron (mg/L)	**BGWC-22**	**0.043**	**n/a**	**2/8/2024**	**17.5**	**Yes**	**88**	**19.32**	**n/a**	**n/a**	**0.0002459**	**NP Inter (normality) 1 of 2**
Boron (mg/L)	**BGWC-23**	**0.043**	**n/a**	**2/8/2024**	**10.1**	**Yes**	**88**	**19.32**	**n/a**	**n/a**	**0.0002459**	**NP Inter (normality) 1 of 2**
Boron (mg/L)	**BGWC-24**	**0.043**	**n/a**	**1/30/2024**	**15.7**	**Yes**	**88**	**19.32**	**n/a**	**n/a**	**0.0002459**	**NP Inter (normality) 1 of 2**
Boron (mg/L)	**BGWC-25**	**0.043**	**n/a**	**2/5/2024**	**0.097**	**Yes**	**88**	**19.32**	**n/a**	**n/a**	**0.0002459**	**NP Inter (normality) 1 of 2**
Boron (mg/L)	**BGWC-30**	**0.043**	**n/a**	**2/6/2024**	**2.9**	**Yes**	**88**	**19.32**	**n/a**	**n/a**	**0.0002459**	**NP Inter (normality) 1 of 2**
Boron (mg/L)	**BGWC-51**	**0.043**	**n/a**	**2/5/2024**	**1.3**	**Yes**	**88**	**19.32**	**n/a**	**n/a**	**0.0002459**	**NP Inter (normality) 1 of 2**
Boron (mg/L)	**BGWC-52**	**0.043**	**n/a**	**2/5/2024**	**0.77**	**Yes**	**88**	**19.32**	**n/a**	**n/a**	**0.0002459**	**NP Inter (normality) 1 of 2**
Boron (mg/L)	**BGWC-7**	**0.043**	**n/a**	**2/2/2024**	**0.85**	**Yes**	**88**	**19.32**	**n/a**	**n/a**	**0.0002459**	**NP Inter (normality) 1 of 2**
Boron (mg/L)	BGWC-8	0.043	n/a	2/1/2024	0.04J	No	88	19.32	n/a	n/a	0.0002459	NP Inter (normality) 1 of 2
Boron (mg/L)	**BGWC-9**	**0.043**	**n/a**	**2/1/2024**	**0.48**	**Yes**	**88**	**19.32**	**n/a**	**n/a**	**0.0002459**	**NP Inter (normality) 1 of 2**
Calcium (mg/L)	BGWC-10	117	n/a	2/1/2024	62.8	No	88	0	n/a	n/a	0.0002459	NP Inter (normality) 1 of 2
Calcium (mg/L)	**BGWC-12**	**117**	**n/a**	**2/1/2024**	**194**	**Yes**	**88**	**0**	**n/a**	**n/a**	**0.0002459**	**NP Inter (normality) 1 of 2**
Calcium (mg/L)	**BGWC-14A**	**117**	**n/a**	**2/1/2024**	**177**	**Yes**	**88**	**0**	**n/a**	**n/a**	**0.0002459**	**NP Inter (normality) 1 of 2**
Calcium (mg/L)	**BGWC-16**	**117**	**n/a**	**2/1/2024**	**203**	**Yes**	**88**	**0**	**n/a**	**n/a**	**0.0002459**	**NP Inter (normality) 1 of 2**
Calcium (mg/L)	BGWC-17	117	n/a	2/1/2024	79.9	No	88	0	n/a	n/a	0.0002459	NP Inter (normality) 1 of 2
Calcium (mg/L)	BGWC-18	117	n/a	2/2/2024	44.9	No	88	0	n/a	n/a	0.0002459	NP Inter (normality) 1 of 2
Calcium (mg/L)	BGWC-19	117	n/a	2/2/2024	51.7	No	88	0	n/a	n/a	0.0002459	NP Inter (normality) 1 of 2
Calcium (mg/L)	**BGWC-20**	**117**	**n/a**	**2/5/2024**	**309**	**Yes**	**88**	**0**	**n/a**	**n/a**	**0.0002459**	**NP Inter (normality) 1 of 2**
Calcium (mg/L)	BGWC-21	117	n/a	2/5/2024	45.9	No	88	0	n/a	n/a	0.0002459	NP Inter (normality) 1 of 2
Calcium (mg/L)	**BGWC-22**	**117**	**n/a**	**2/8/2024**	**561**	**Yes**	**88**	**0**	**n/a**	**n/a**	**0.0002459**	**NP Inter (normality) 1 of 2**
Calcium (mg/L)	**BGWC-23**	**117**	**n/a**	**2/8/2024**	**347**	**Yes**	**88**	**0**	**n/a**	**n/a**	**0.0002459**	**NP Inter (normality) 1 of 2**
Calcium (mg/L)	**BGWC-24**	**117**	**n/a**	**1/30/2024**	**413**	**Yes**	**88**	**0**	**n/a**	**n/a**	**0.0002459**	**NP Inter (normality) 1 of 2**
Calcium (mg/L)	BGWC-25	117	n/a	2/5/2024	57.6	No	88	0	n/a	n/a	0.0002459	NP Inter (normality) 1 of 2
Calcium (mg/L)	BGWC-30	117	n/a	2/6/2024	109	No	88	0	n/a	n/a	0.0002459	NP Inter (normality) 1 of 2
Calcium (mg/L)	BGWC-51	117	n/a	2/5/2024	73.1	No	88	0	n/a	n/a	0.0002459	NP Inter (normality) 1 of 2
Calcium (mg/L)	BGWC-52	117	n/a	2/5/2024	57.8	No	88	0	n/a	n/a	0.0002459	NP Inter (normality) 1 of 2
Calcium (mg/L)	**BGWC-7**	**117**	**n/a**	**2/2/2024**	**119**	**Yes**	**88**	**0**	**n/a**	**n/a**	**0.0002459**	**NP Inter (normality) 1 of 2**
Calcium (mg/L)	BGWC-8	117	n/a	2/1/2024	39.9	No	88	0	n/a	n/a	0.0002459	NP Inter (normality) 1 of 2
Calcium (mg/L)	BGWC-9	117	n/a	2/1/2024	60.1	No	88	0	n/a	n/a	0.0002459	NP Inter (normality) 1 of 2
Chloride (mg/L)	**BGWC-10**	**8.843**	**n/a**	**2/1/2024**	**30.1**	**Yes**	**87**	**0**	**None**	**sqrt(x)**	**0.000396**	**Param Inter 1 of 2**
Chloride (mg/L)	**BGWC-12**	**8.843**	**n/a**	**2/1/2024**	**14.2**	**Yes**	**87**	**0**	**None**	**sqrt(x)**	**0.000396**	**Param Inter 1 of 2**
Chloride (mg/L)	**BGWC-14A**	**8.843**	**n/a**	**2/1/2024**	**17.3**	**Yes**	**87**	**0**	**None**	**sqrt(x)**	**0.000396**	**Param Inter 1 of 2**
Chloride (mg/L)	**BGWC-16**	**8.843**	**n/a**	**2/1/2024**	**18.5**	**Yes**	**87**	**0**	**None**	**sqrt(x)**	**0.000396**	**Param Inter 1 of 2**
Chloride (mg/L)	**BGWC-17**	**8.843**	**n/a**	**2/1/2024**	**41.8**	**Yes**	**87**	**0**	**None**	**sqrt(x)**	**0.000396**	**Param Inter 1 of 2**
Chloride (mg/L)	BGWC-18	8.843	n/a	2/2/2024	5.3	No	87	0	None	sqrt(x)	0.000396	Param Inter 1 of 2
Chloride (mg/L)	BGWC-19	8.843	n/a	2/2/2024	3.5	No	87	0	None	sqrt(x)	0.000396	Param Inter 1 of 2
Chloride (mg/L)	**BGWC-20**	**8.843**	**n/a**	**2/5/2024**	**140**	**Yes**	**87**	**0**	**None**	**sqrt(x)**	**0.000396**	**Param Inter 1 of 2**
Chloride (mg/L)	BGWC-21	8.843	n/a	2/5/2024	5.2	No	87	0	None	sqrt(x)	0.000396	Param Inter 1 of 2
Chloride (mg/L)	**BGWC-22**	**8.843**	**n/a**	**2/8/2024**	**679**	**Yes**	**87**	**0**	**None**	**sqrt(x)**	**0.000396**	**Param Inter 1 of 2**
Chloride (mg/L)	**BGWC-23**	**8.843**	**n/a**	**2/8/2024**	**493**	**Yes**	**87**	**0**	**None**	**sqrt(x)**	**0.000396**	**Param Inter 1 of 2**
Chloride (mg/L)	**BGWC-24**	**8.843**	**n/a**	**1/30/2024**	**533**	**Yes**	**87**	**0**	**None**	**sqrt(x)**	**0.000396**	**Param Inter 1 of 2**
Chloride (mg/L)	**BGWC-25**	**8.843**	**n/a**	**2/5/2024**	**17.6**	**Yes**	**87**	**0**	**None**	**sqrt(x)**	**0.000396**	**Param Inter 1 of 2**
Chloride (mg/L)	**BGWC-30**	**8.843**	**n/a**	**2/6/2024**	**123**	**Yes**	**87**	**0**	**None**	**sqrt(x)**	**0.000396**	**Param Inter 1 of 2**
Chloride (mg/L)	**BGWC-51**	**8.843**	**n/a**	**2/5/2024**	**42.6**	**Yes**	**87**	**0**	**None**	**sqrt(x)**	**0.000396**	**Param Inter 1 of 2**
Chloride (mg/L)	**BGWC-52**	**8.843**	**n/a**	**2/5/2024**	**34**	**Yes**	**87**	**0**	**None**	**sqrt(x)**	**0.000396**	**Param Inter 1 of 2**
Chloride (mg/L)	BGWC-7	8.843	n/a	2/2/2024	6.5	No	87	0	None	sqrt(x)	0.000396	Param Inter 1 of 2
Chloride (mg/L)	BGWC-8	8.843	n/a	2/1/2024	1.5	No	87	0	None	sqrt(x)	0.000396	Param Inter 1 of 2
Chloride (mg/L)	**BGWC-9**	**8.843**	**n/a**	**2/1/2024**	**9.3**	**Yes**	**87**	**0**	**None**	**sqrt(x)**	**0.000396**	**Param Inter 1 of 2**
Fluoride (mg/L)	BGWC-10	0.57	n/a	2/1/2024	0.051J	No	98	44.9	n/a	n/a	0.0001995	NP Inter (normality) 1 of 2
Fluoride (mg/L)	BGWC-12	0.57	n/a	2/1/2024	0.071J	No	98	44.9	n/a	n/a	0.0001995	NP Inter (normality) 1 of 2
Fluoride (mg/L)	BGWC-14A	0.57	n/a	2/1/2024	0.066J	No	98	44.9	n/a	n/a	0.0001995	NP Inter (normality) 1 of 2
Fluoride (mg/L)	BGWC-16	0.57	n/a	2/1/2024	0.072J	No	98	44.9	n/a	n/a	0.0001995	NP Inter (normality) 1 of 2
Fluoride (mg/L)	BGWC-17	0.57	n/a	2/1/2024	0.12	No	98	44.9	n/a	n/a	0.0001995	NP Inter (normality) 1 of 2
Fluoride (mg/L)	BGWC-18	0.57	n/a	2/2/2024	0.1ND	No	98	44.9	n/a	n/a	0.0001995	NP Inter (normality) 1 of 2
Fluoride (mg/L)	BGWC-19	0.57	n/a	2/2/2024	0.069J	No	98	44.9	n/a	n/a	0.0001995	NP Inter (normality) 1 of 2
Fluoride (mg/L)	BGWC-20	0.57	n/a	2/5/2024	0.056J	No	98	44.9	n/a	n/a	0.0001995	NP Inter (normality) 1 of 2
Fluoride (mg/L)	BGWC-21	0.57	n/a	2/5/2024	0.1ND	No	98	44.9	n/a	n/a	0.0001995	NP Inter (normality) 1 of 2
Fluoride (mg/L)	BGWC-22	0.57	n/a	2/8/2024	0.19	No	98	44.9	n/a	n/a	0.0001995	NP Inter (normality) 1 of 2
Fluoride (mg/L)	BGWC-23	0.57	n/a	2/8/2024	0.059J	No	98	44.9	n/a	n/a	0.0001995	NP Inter (normality) 1 of 2

Appendix III Interwell Prediction Limits - All Results

Plant Bowen Client: Southern Company Data: Bowen AP-1 Printed 4/2/2024, 2:45 PM

Constituent	Well	Upper Lim.	Lower Lim.	Date	Observ.	Sig.	Bg N	%NDs	ND Adj.	Transform	Alpha	Method
Fluoride (mg/L)	BGWC-24	0.57	n/a	1/30/2024	0.13	No	98	44.9	n/a	n/a	0.0001995	NP Inter (normality) 1 of 2
Fluoride (mg/L)	BGWC-25	0.57	n/a	2/5/2024	0.1ND	No	98	44.9	n/a	n/a	0.0001995	NP Inter (normality) 1 of 2
Fluoride (mg/L)	BGWC-30	0.57	n/a	2/6/2024	0.073J	No	98	44.9	n/a	n/a	0.0001995	NP Inter (normality) 1 of 2
Fluoride (mg/L)	BGWC-51	0.57	n/a	2/5/2024	0.13	No	98	44.9	n/a	n/a	0.0001995	NP Inter (normality) 1 of 2
Fluoride (mg/L)	BGWC-52	0.57	n/a	2/5/2024	0.085J	No	98	44.9	n/a	n/a	0.0001995	NP Inter (normality) 1 of 2
Fluoride (mg/L)	BGWC-7	0.57	n/a	2/2/2024	0.15	No	98	44.9	n/a	n/a	0.0001995	NP Inter (normality) 1 of 2
Fluoride (mg/L)	BGWC-8	0.57	n/a	2/1/2024	0.051J	No	98	44.9	n/a	n/a	0.0001995	NP Inter (normality) 1 of 2
Fluoride (mg/L)	BGWC-9	0.57	n/a	2/1/2024	0.074J	No	98	44.9	n/a	n/a	0.0001995	NP Inter (normality) 1 of 2
pH (s.u.)	BGWC-10	8.342	6.53	2/1/2024	7.23	No	99	0	None	x^2	0.000198	Param Inter 1 of 2
pH (s.u.)	**BGWC-12**	**8.342**	**6.53**	**2/1/2024**	**6.46**	**Yes**	**99**	**0**	**None**	**x^2**	**0.000198**	**Param Inter 1 of 2**
pH (s.u.)	BGWC-14A	8.342	6.53	2/1/2024	6.85	No	99	0	None	x^2	0.000198	Param Inter 1 of 2
pH (s.u.)	**BGWC-16**	**8.342**	**6.53**	**2/1/2024**	**6.51**	**Yes**	**99**	**0**	**None**	**x^2**	**0.000198**	**Param Inter 1 of 2**
pH (s.u.)	BGWC-17	8.342	6.53	2/1/2024	6.87	No	99	0	None	x^2	0.000198	Param Inter 1 of 2
pH (s.u.)	**BGWC-18**	**8.342**	**6.53**	**2/2/2024**	**5.77**	**Yes**	**99**	**0**	**None**	**x^2**	**0.000198**	**Param Inter 1 of 2**
pH (s.u.)	**BGWC-19**	**8.342**	**6.53**	**2/2/2024**	**6.29**	**Yes**	**99**	**0**	**None**	**x^2**	**0.000198**	**Param Inter 1 of 2**
pH (s.u.)	BGWC-20	8.342	6.53	2/5/2024	7.25	No	99	0	None	x^2	0.000198	Param Inter 1 of 2
pH (s.u.)	BGWC-21	8.342	6.53	2/5/2024	6.9	No	99	0	None	x^2	0.000198	Param Inter 1 of 2
pH (s.u.)	**BGWC-22**	**8.342**	**6.53**	**2/8/2024**	**6.44**	**Yes**	**99**	**0**	**None**	**x^2**	**0.000198**	**Param Inter 1 of 2**
pH (s.u.)	BGWC-23	8.342	6.53	2/8/2024	6.56	No	99	0	None	x^2	0.000198	Param Inter 1 of 2
pH (s.u.)	**BGWC-24**	**8.342**	**6.53**	**1/30/2024**	**6.26**	**Yes**	**99**	**0**	**None**	**x^2**	**0.000198**	**Param Inter 1 of 2**
pH (s.u.)	BGWC-25	8.342	6.53	2/5/2024	7.2	No	99	0	None	x^2	0.000198	Param Inter 1 of 2
pH (s.u.)	BGWC-30	8.342	6.53	2/6/2024	6.75	No	99	0	None	x^2	0.000198	Param Inter 1 of 2
pH (s.u.)	BGWC-51	8.342	6.53	2/5/2024	6.93	No	99	0	None	x^2	0.000198	Param Inter 1 of 2
pH (s.u.)	BGWC-52	8.342	6.53	2/5/2024	7.21	No	99	0	None	x^2	0.000198	Param Inter 1 of 2
pH (s.u.)	BGWC-7	8.342	6.53	2/2/2024	6.89	No	99	0	None	x^2	0.000198	Param Inter 1 of 2
pH (s.u.)	BGWC-8	8.342	6.53	2/1/2024	6.98	No	99	0	None	x^2	0.000198	Param Inter 1 of 2
pH (s.u.)	BGWC-9	8.342	6.53	2/1/2024	7.01	No	99	0	None	x^2	0.000198	Param Inter 1 of 2
Sulfate (mg/L)	BGWC-10	134.6	n/a	2/1/2024	96.9	No	87	0	None	ln(x)	0.000396	Param Inter 1 of 2
Sulfate (mg/L)	**BGWC-12**	**134.6**	**n/a**	**2/1/2024**	**495**	**Yes**	**87**	**0**	**None**	**ln(x)**	**0.000396**	**Param Inter 1 of 2**
Sulfate (mg/L)	**BGWC-14A**	**134.6**	**n/a**	**2/1/2024**	**483**	**Yes**	**87**	**0**	**None**	**ln(x)**	**0.000396**	**Param Inter 1 of 2**
Sulfate (mg/L)	**BGWC-16**	**134.6**	**n/a**	**2/1/2024**	**551**	**Yes**	**87**	**0**	**None**	**ln(x)**	**0.000396**	**Param Inter 1 of 2**
Sulfate (mg/L)	BGWC-17	134.6	n/a	2/1/2024	132	No	87	0	None	ln(x)	0.000396	Param Inter 1 of 2
Sulfate (mg/L)	BGWC-18	134.6	n/a	2/2/2024	57.9	No	87	0	None	ln(x)	0.000396	Param Inter 1 of 2
Sulfate (mg/L)	BGWC-19	134.6	n/a	2/2/2024	48.2	No	87	0	None	ln(x)	0.000396	Param Inter 1 of 2
Sulfate (mg/L)	**BGWC-20**	**134.6**	**n/a**	**2/5/2024**	**649**	**Yes**	**87**	**0**	**None**	**ln(x)**	**0.000396**	**Param Inter 1 of 2**
Sulfate (mg/L)	BGWC-21	134.6	n/a	2/5/2024	50.7	No	87	0	None	ln(x)	0.000396	Param Inter 1 of 2
Sulfate (mg/L)	**BGWC-22**	**134.6**	**n/a**	**2/8/2024**	**549**	**Yes**	**87**	**0**	**None**	**ln(x)**	**0.000396**	**Param Inter 1 of 2**
Sulfate (mg/L)	**BGWC-23**	**134.6**	**n/a**	**2/8/2024**	**368**	**Yes**	**87**	**0**	**None**	**ln(x)**	**0.000396**	**Param Inter 1 of 2**
Sulfate (mg/L)	**BGWC-24**	**134.6**	**n/a**	**1/30/2024**	**324**	**Yes**	**87**	**0**	**None**	**ln(x)**	**0.000396**	**Param Inter 1 of 2**
Sulfate (mg/L)	BGWC-25	134.6	n/a	2/5/2024	34.6	No	87	0	None	ln(x)	0.000396	Param Inter 1 of 2
Sulfate (mg/L)	BGWC-30	134.6	n/a	2/6/2024	64.2	No	87	0	None	ln(x)	0.000396	Param Inter 1 of 2
Sulfate (mg/L)	BGWC-51	134.6	n/a	2/5/2024	60.5	No	87	0	None	ln(x)	0.000396	Param Inter 1 of 2
Sulfate (mg/L)	BGWC-52	134.6	n/a	2/5/2024	52	No	87	0	None	ln(x)	0.000396	Param Inter 1 of 2
Sulfate (mg/L)	**BGWC-7**	**134.6**	**n/a**	**2/2/2024**	**181**	**Yes**	**87**	**0**	**None**	**ln(x)**	**0.000396**	**Param Inter 1 of 2**
Sulfate (mg/L)	BGWC-8	134.6	n/a	2/1/2024	21.4	No	87	0	None	ln(x)	0.000396	Param Inter 1 of 2
Sulfate (mg/L)	BGWC-9	134.6	n/a	2/1/2024	78	No	87	0	None	ln(x)	0.000396	Param Inter 1 of 2
Total Dissolved Solids (mg/L)	BGWC-10	421	n/a	2/1/2024	391	No	86	0	n/a	n/a	0.0002578	NP Inter (normality) 1 of 2
Total Dissolved Solids (mg/L)	**BGWC-12**	**421**	**n/a**	**2/1/2024**	**1150**	**Yes**	**86**	**0**	**n/a**	**n/a**	**0.0002578**	**NP Inter (normality) 1 of 2**
Total Dissolved Solids (mg/L)	**BGWC-14A**	**421**	**n/a**	**2/1/2024**	**1040**	**Yes**	**86**	**0**	**n/a**	**n/a**	**0.0002578**	**NP Inter (normality) 1 of 2**
Total Dissolved Solids (mg/L)	**BGWC-16**	**421**	**n/a**	**2/1/2024**	**1090**	**Yes**	**86**	**0**	**n/a**	**n/a**	**0.0002578**	**NP Inter (normality) 1 of 2**
Total Dissolved Solids (mg/L)	**BGWC-17**	**421**	**n/a**	**2/1/2024**	**445**	**Yes**	**86**	**0**	**n/a**	**n/a**	**0.0002578**	**NP Inter (normality) 1 of 2**
Total Dissolved Solids (mg/L)	BGWC-18	421	n/a	2/2/2024	220	No	86	0	n/a	n/a	0.0002578	NP Inter (normality) 1 of 2
Total Dissolved Solids (mg/L)	BGWC-19	421	n/a	2/2/2024	237	No	86	0	n/a	n/a	0.0002578	NP Inter (normality) 1 of 2
Total Dissolved Solids (mg/L)	**BGWC-20**	**421**	**n/a**	**2/5/2024**	**1490**	**Yes**	**86**	**0**	**n/a**	**n/a**	**0.0002578**	**NP Inter (normality) 1 of 2**
Total Dissolved Solids (mg/L)	BGWC-21	421	n/a	2/5/2024	267	No	86	0	n/a	n/a	0.0002578	NP Inter (normality) 1 of 2
Total Dissolved Solids (mg/L)	**BGWC-22**	**421**	**n/a**	**2/8/2024**	**2560**	**Yes**	**86**	**0**	**n/a**	**n/a**	**0.0002578**	**NP Inter (normality) 1 of 2**
Total Dissolved Solids (mg/L)	**BGWC-23**	**421**	**n/a**	**2/8/2024**	**1790**	**Yes**	**86**	**0**	**n/a**	**n/a**	**0.0002578**	**NP Inter (normality) 1 of 2**
Total Dissolved Solids (mg/L)	**BGWC-24**	**421**	**n/a**	**1/30/2024**	**2180**	**Yes**	**86**	**0**	**n/a**	**n/a**	**0.0002578**	**NP Inter (normality) 1 of 2**
Total Dissolved Solids (mg/L)	BGWC-25	421	n/a	2/5/2024	279	No	86	0	n/a	n/a	0.0002578	NP Inter (normality) 1 of 2
Total Dissolved Solids (mg/L)	**BGWC-30**	**421**	**n/a**	**2/6/2024**	**511**	**Yes**	**86**	**0**	**n/a**	**n/a**	**0.0002578**	**NP Inter (normality) 1 of 2**
Total Dissolved Solids (mg/L)	BGWC-51	421	n/a	2/5/2024	335	No	86	0	n/a	n/a	0.0002578	NP Inter (normality) 1 of 2
Total Dissolved Solids (mg/L)	BGWC-52	421	n/a	2/5/2024	268	No	86	0	n/a	n/a	0.0002578	NP Inter (normality) 1 of 2
Total Dissolved Solids (mg/L)	**BGWC-7**	**421**	**n/a**	**2/2/2024**	**598**	**Yes**	**86**	**0**	**n/a**	**n/a**	**0.0002578**	**NP Inter (normality) 1 of 2**
Total Dissolved Solids (mg/L)	BGWC-8	421	n/a	2/1/2024	202	No	86	0	n/a	n/a	0.0002578	NP Inter (normality) 1 of 2
Total Dissolved Solids (mg/L)	BGWC-9	421	n/a	2/1/2024	339	No	86	0	n/a	n/a	0.0002578	NP Inter (normality) 1 of 2

Exceeds Limit: BGWC-10, BGWC-12, BGWC-14A, BGWC-16, BGWC-17, BGWC-18, BGWC-19, BGWC-20, BGWC-22, BGWC-23...

Prediction Limit

Interwell Non-parametric

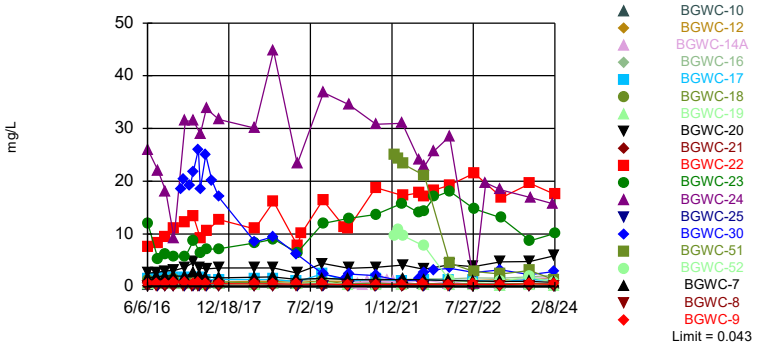

Non-parametric test used in lieu of parametric prediction limit because the Shapiro Francia normality test showed the data to be non-normal at the 0.01 alpha level. Limit is highest of 88 background values. 19.32% NDs. Annual per-constituent alpha = 0.009303. Individual comparison alpha = 0.0002459 (1 of 2). Comparing 19 points to limit.

Constituent: Boron Analysis Run 4/2/2024 2:43 PM View: Appendix III

Plant Bowen Client: Southern Company Data: Bowen AP-1

Sanitas™ v.10.0.10 Sanitas software utilized by Groundwater Stats Consulting. UG

Exceeds Limit: BGWC-12, BGWC-14A, BGWC-16, BGWC-20, BGWC-22, BGWC-23, BGWC-24, BGWC-7

Prediction Limit

Interwell Non-parametric

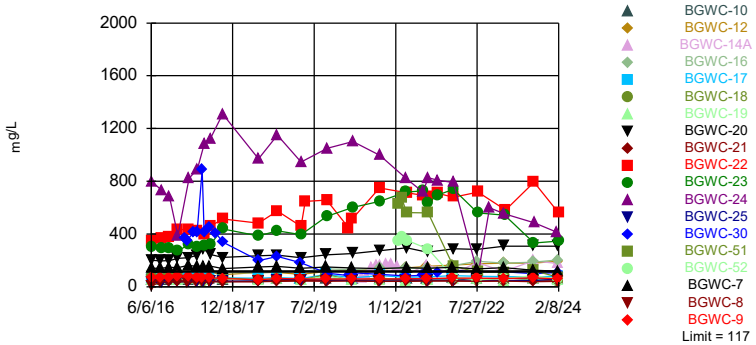

Non-parametric test used in lieu of parametric prediction limit because the Shapiro Francia normality test showed the data to be non-normal at the 0.01 alpha level. Limit is highest of 88 background values. Annual per-constituent alpha = 0.009303. Individual comparison alpha = 0.0002459 (1 of 2). Comparing 19 points to limit.

Constituent: Calcium Analysis Run 4/2/2024 2:43 PM View: Appendix III

Plant Bowen Client: Southern Company Data: Bowen AP-1

Sanitas™ v.10.0.10 Sanitas software utilized by Groundwater Stats Consulting. UG

Exceeds Limit: BGWC-10, BGWC-12, BGWC-14A, BGWC-16, BGWC-17, BGWC-20, BGWC-22, BGWC-23, BGWC-24, BGWC-25...

Prediction Limit

Interwell Parametric

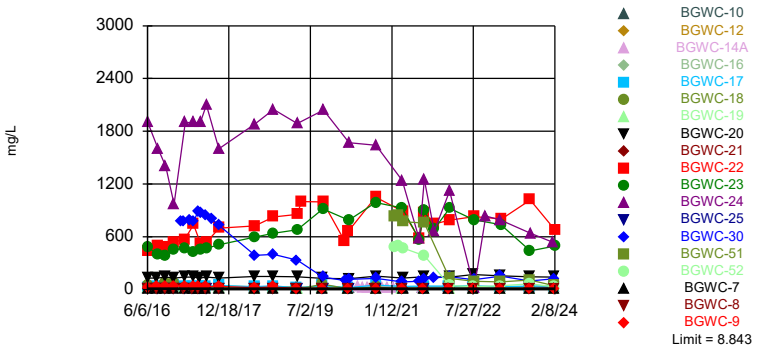

Background Data Summary (based on square root transformation): Mean=1.851, Std. Dev.=0.5274, n=87. Normality test: Shapiro Francia @alpha = 0.01, calculated = 0.9741, critical = 0.961. Kappa = 2.129 (c=7, w=19, 1 of 2, event alpha = 0.05132). Report alpha = 0.007498. Individual comparison alpha = 0.000396. Comparing 19 points to limit.

Constituent: Chloride Analysis Run 4/2/2024 2:43 PM View: Appendix III

Plant Bowen Client: Southern Company Data: Bowen AP-1

Sanitas™ v.10.0.10 Sanitas software utilized by Groundwater Stats Consulting. UG

Hollow symbols indicate censored values.

Within Limit

Prediction Limit

Interwell Non-parametric

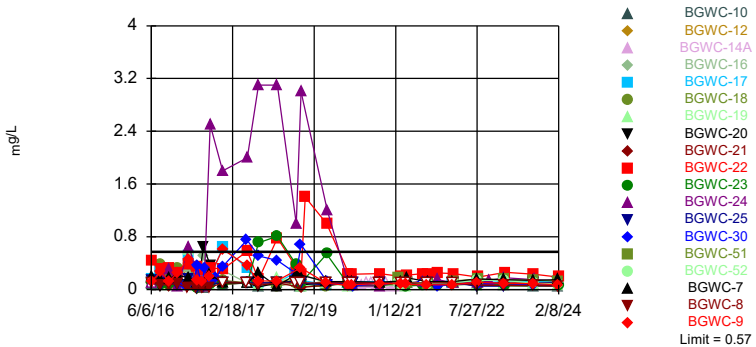

Non-parametric test used in lieu of parametric prediction limit because the Shapiro Francia normality test showed the data to be non-normal at the 0.01 alpha level. Limit is highest of 98 background values. 44.9% NDs. Annual per-constituent alpha = 0.007554. Individual comparison alpha = 0.0001995 (1 of 2). Comparing 19 points to limit.

Constituent: Fluoride Analysis Run 4/2/2024 2:43 PM View: Appendix III

Plant Bowen Client: Southern Company Data: Bowen AP-1

Exceeds Limits: BGWC-12, BGWC-16, BGWC-18, BGWC-19, BGWC-22, BGWC-24

Prediction Limit

Interwell Parametric

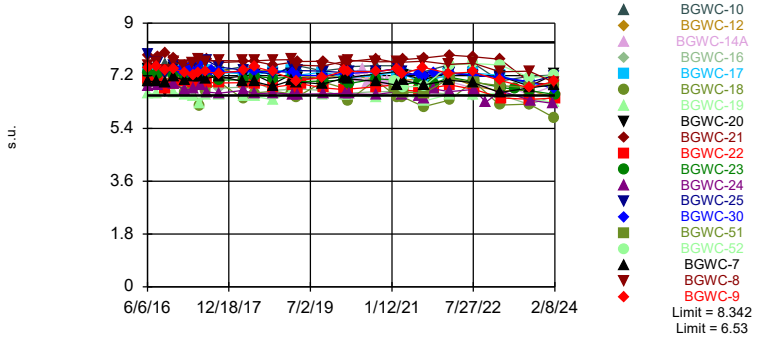

Background Data Summary (based on square transformation): Mean=56.12, Std. Dev.=6.359, n=99. Normality test: Shapiro Francia @alpha = 0.01, calculated = 0.9695, critical = 0.967. Kappa = 2.118 (c=7, w=19, 1 of 2, event alpha = 0.05132). Report alpha = 0.007498. Individual comparison alpha = 0.000198. Comparing 19 points to limit.

Constituent: pH Analysis Run 4/2/2024 2:44 PM View: Appendix III

Plant Bowen Client: Southern Company Data: Bowen AP-1

Sanitas™ v.10.0.10 Sanitas software utilized by Groundwater Stats Consulting. UG

Exceeds Limit: BGWC-12, BGWC-14A, BGWC-16, BGWC-20, BGWC-22, BGWC-23, BGWC-24, BGWC-7

Prediction Limit

Interwell Parametric

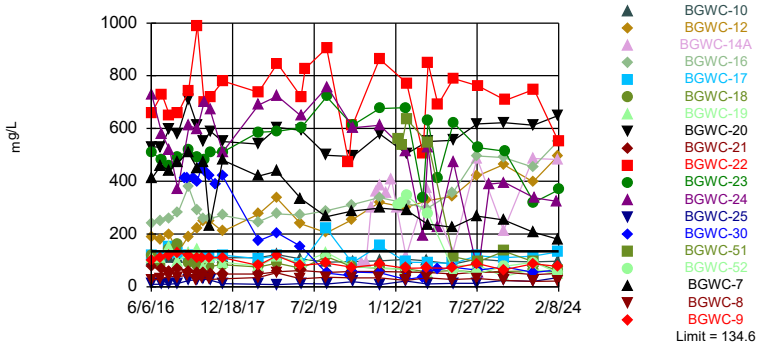

Background Data Summary (based on natural log transformation): Mean=2.598, Std. Dev.=1.083, n=87. Normality test: Shapiro Francia @alpha = 0.01, calculated = 0.9619, critical = 0.961. Kappa = 2.129 (c=7, w=19, 1 of 2, event alpha = 0.05132). Report alpha = 0.007498. Individual comparison alpha = 0.000396. Comparing 19 points to limit.

Constituent: Sulfate Analysis Run 4/2/2024 2:44 PM View: Appendix III

Plant Bowen Client: Southern Company Data: Bowen AP-1

Sanitas™ v.10.0.10 Sanitas software utilized by Groundwater Stats Consulting. UG

Exceeds Limit: BGWC-12, BGWC-14A, BGWC-16, BGWC-17, BGWC-20, BGWC-22, BGWC-23, BGWC-24, BGWC-30, BGWC-7

Prediction Limit

Interwell Non-parametric

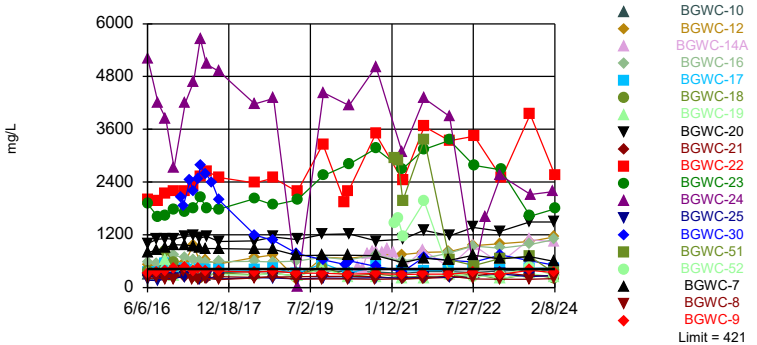

Non-parametric test used in lieu of parametric prediction limit because the Shapiro Francia normality test showed the data to be non-normal at the 0.01 alpha level. Limit is highest of 86 background values. Annual per-constituent alpha = 0.00975. Individual comparison alpha = 0.0002578 (1 of 2). Comparing 19 points to limit.

Constituent: Total Dissolved Solids Analysis Run 4/2/2024 2:44 PM View: Appendix III

Plant Bowen Client: Southern Company Data: Bowen AP-1

Prediction Limit

Constituent: Boron (mg/L) Analysis Run 4/2/2024 2:45 PM View: Appendix III

Plant Bowen Client: Southern Company Data: Bowen AP-1

	BGWA-2 (bg)	BGWC-9	BGWC-17	BGWC-12	BGWC-10	BGWC-8	BGWC-16	BGWC-18	BGWC-21
6/6/2016	<0.04	0.55							
6/7/2016			1.5	1.1	0.37	0.02	1.7		
6/8/2016								1.2	0.12
6/9/2016									
8/9/2016	0.0336 (J)								
8/10/2016						0.117			
8/11/2016		0.612	1.41				1.37		
8/12/2016				0.867				0.895	
8/15/2016									
8/16/2016					0.525				
8/18/2016									0.191
8/22/2016									
10/3/2016	0.0226 (J)								
10/4/2016						0.177			
10/5/2016		0.659							
10/6/2016				0.863					
10/7/2016			1.76		0.492		1.49	1.33	
10/10/2016									0.13
11/29/2016	0.0085 (J)								
12/1/2016									
12/2/2016						0.0668			
12/5/2016		0.71		0.879					
12/6/2016			1.79		0.515		1.65	1.5	
12/7/2016									
12/8/2016									0.144
1/10/2017									
1/23/2017									
2/7/2017									
2/13/2017	<0.04								
2/14/2017						0.122			
2/15/2017		0.707		0.886					
2/16/2017			1.63		0.482		1.73	0.753	
2/17/2017									0.0685
2/20/2017									
3/27/2017									
4/13/2017	0.0084 (J)								
4/14/2017						0.054			
4/17/2017		0.675							
4/18/2017				0.941	0.515		1.77		
4/19/2017			1.47					0.762	0.0743
4/20/2017									
5/22/2017									
5/25/2017	0.01 (J)								
5/26/2017		0.711				0.0817			
5/30/2017			1.7				1.52		
6/1/2017								0.663	0.0499
6/2/2017				1.02	0.513				
6/5/2017									
7/7/2017	0.009 (J)								
7/10/2017						0.0534			
7/11/2017		0.633							
7/12/2017					0.508				

ND substitution: RL or RL/2 if <15% NDs.

Prediction Limit

Constituent: Boron (mg/L) Analysis Run 4/2/2024 2:45 PM View: Appendix III

Plant Bowen Client: Southern Company Data: Bowen AP-1

	BGWA-2 (bg)	BGWC-9	BGWC-17	BGWC-12	BGWC-10	BGWC-8	BGWC-16	BGWC-18	BGWC-21
7/13/2017				0.945					
7/14/2017			1.26				1.26	0.787	
7/17/2017									
7/18/2017									0.0544
7/19/2017									
8/23/2017									
10/9/2017	0.0063 (J)								
10/10/2017		0.619		0.908		0.0515			
10/11/2017			1.37		0.486		1.36	0.889	
10/12/2017									0.0494
6/12/2018	0.0058 (J)	0.56				0.074	1.3		
6/13/2018									
6/14/2018			1.4	1	0.54			0.75	0.035 (J)
6/15/2018									
10/16/2018	0.0066 (J)					0.16			
10/17/2018		0.61	1.4	1					
10/18/2018					0.49		1.3	0.8	
10/19/2018									0.028 (J)
10/22/2018									
4/1/2019	0.0076 (J)	0.5		0.86 (J)		0.046 (J)			
4/2/2019			0.95 (J)		0.51 (J)		1.1	0.56 (J)	
4/3/2019									0.12
4/4/2019									
5/2/2019	0.015 (J)								
7/9/2019									
9/23/2019	0.0069 (J)								
9/24/2019		0.51				0.06			
9/25/2019				1.1	0.49				
9/26/2019			2.5				1.5	1.1	
9/27/2019									
9/30/2019									0.04 (J)
2/19/2020									
2/21/2020									
2/25/2020									
2/26/2020									
3/18/2020	0.016 (J)					0.058			
3/19/2020		0.41	1	1			1.3		
3/20/2020								0.53	0.03 (J)
3/23/2020					0.5				
3/24/2020									
3/25/2020									
5/22/2020									
5/25/2020									
6/23/2020									
7/28/2020									
9/2/2020									
9/3/2020									
9/23/2020	0.0086 (J)					0.054 (J)			
9/24/2020		0.44	1.5		0.47		1.3	0.72	0.037 (J)
9/25/2020				1					
9/28/2020									
10/1/2020									

Prediction Limit

Constituent: Boron (mg/L) Analysis Run 4/2/2024 2:45 PM View: Appendix III

Plant Bowen Client: Southern Company Data: Bowen AP-1

	BGWA-2 (bg)	BGWC-9	BGWC-17	BGWC-12	BGWC-10	BGWC-8	BGWC-16	BGWC-18	BGWC-21
11/10/2020									
12/15/2020									
1/20/2021									
1/28/2021									
2/23/2021									
3/23/2021									
3/24/2021		0.45	1.1	1.2		0.04 (J)	1.3	0.5	
3/25/2021									
3/26/2021	0.0094 (J)								
3/29/2021									0.038 (J)
3/30/2021					0.56				
4/1/2021									
7/19/2021									
7/20/2021									
8/16/2021	0.013 (J)								
8/18/2021		0.47		1.2	0.51	0.093	1.5		
8/19/2021			1.3					0.57	
8/20/2021									0.045
8/23/2021									
8/25/2021									
11/1/2021									
2/9/2022	0.0099 (J)								
2/10/2022		0.46				0.051			
2/11/2022			1.2	1.2	0.5		1.5		
2/14/2022									
2/15/2022									
2/16/2022								0.56	0.053
7/26/2022	0.014 (J)	0.47				0.052			
7/27/2022			1.2	1.2			1.7	0.53	
7/28/2022					0.52				0.035 (J)
8/1/2022									
8/2/2022									
8/3/2022									
10/21/2022									
1/24/2023	0.01 (J)								
1/26/2023		0.41	1	1.3		0.051	1.6	0.45	
1/27/2023					0.53				0.026 (J)
1/30/2023									
1/31/2023									
2/1/2023									
2/2/2023									
2/7/2023									
8/15/2023									
8/16/2023				1.4		0.034 (J)			
8/17/2023		0.56	1.3		0.57		1.9	0.64	
8/18/2023									
8/21/2023	<0.04								
8/22/2023									
8/23/2023									0.026 (J)
8/25/2023									
1/30/2024									
1/31/2024									

ND substitution: RL or RL/2 if <15% NDs.

Prediction Limit

Constituent: Boron (mg/L) Analysis Run 4/2/2024 2:45 PM View: Appendix III

Plant Bowen Client: Southern Company Data: Bowen AP-1

	BGWA-2 (bg)	BGWC-9	BGWC-17	BGWC-12	BGWC-10	BGWC-8	BGWC-16	BGWC-18	BGWC-21
2/1/2024		0.48	1.2	1.6	0.51	0.04 (J)	2.2		
2/2/2024								0.41	
2/5/2024									0.039 (J)
2/6/2024									
2/7/2024									
2/8/2024	0.022 (J)								

Prediction Limit

Constituent: Boron (mg/L) Analysis Run 4/2/2024 2:45 PM View: Appendix III

Plant Bowen Client: Southern Company Data: Bowen AP-1

	BGWC-22	BGWC-19	BGWC-25	BGWC-20	BGWC-7	BGWC-23	BGWC-24	BGWA-29 (bg)	BGWC-30
6/6/2016									
6/7/2016									
6/8/2016	7.6	0.49	0.029 (J)	2.6	1.7				
6/9/2016						12	26		
8/9/2016									
8/10/2016									
8/11/2016					1.95				
8/12/2016		0.647		2.74					
8/15/2016			0.0228 (J)						
8/16/2016									
8/18/2016	8.37					5.2	22		
8/22/2016								0.0132 (J)	
10/3/2016									
10/4/2016								0.0065 (J)	
10/5/2016									
10/6/2016					2.06				
10/7/2016		0.868							
10/10/2016	9.46		0.0305 (J)	3		6.13	18.1		
11/29/2016									
12/1/2016								<0.04	
12/2/2016									
12/5/2016									
12/6/2016					2.05				
12/7/2016		0.51		3.08		5.7	9.19		
12/8/2016	11.1		0.0164 (J)						
1/10/2017								<0.04	
1/23/2017									18.6
2/7/2017									20.4
2/13/2017									
2/14/2017								<0.04	
2/15/2017					2.01				
2/16/2017		0.68							
2/17/2017	12.2			3.63					
2/20/2017			0.0154 (J)			5.7	31.4		
3/27/2017									19.1
4/13/2017									
4/14/2017								<0.04	
4/17/2017									21.8
4/18/2017					2.58				
4/19/2017		0.701		4.68		8.79	31.4		
4/20/2017	13.3		0.0283 (J)						
5/22/2017									26
5/25/2017								<0.04	
5/26/2017									
5/30/2017									
6/1/2017		0.383	0.0467	3.57					
6/2/2017					2.22				
6/5/2017	9.19					6.39	29		18.6
7/7/2017									
7/10/2017								<0.04	
7/11/2017									25
7/12/2017									

ND substitution: RL or RL/2 if <15% NDs.

Prediction Limit

Constituent: Boron (mg/L) Analysis Run 4/2/2024 2:45 PM View: Appendix III

Plant Bowen Client: Southern Company Data: Bowen AP-1

	BGWC-22	BGWC-19	BGWC-25	BGWC-20	BGWC-7	BGWC-23	BGWC-24	BGWA-29 (bg)	BGWC-30
7/13/2017									
7/14/2017		0.645			1.85				
7/17/2017			0.0171 (J)			7.06	33.8		
7/18/2017				3.37					
7/19/2017	10.6								
8/23/2017									20.2
10/9/2017									
10/10/2017								<0.04	17
10/11/2017		0.594	0.0141 (J)	3.54	1.72	7.18	31.7		
10/12/2017	12.7								
6/12/2018								0.0056 (J)	
6/13/2018				3.6	1.8	8.3	30.1		
6/14/2018	11		0.017 (J)						
6/15/2018		0.44							8.5
10/16/2018								0.0071 (J)	
10/17/2018									
10/18/2018					1.9				
10/19/2018		0.65							
10/22/2018	16.1		0.03 (J)	3.6		9	44.7		9.5
4/1/2019								0.0048 (J)	
4/2/2019					1.4				6.1 (J)
4/3/2019	7.9	0.51		2.6		6.5	23.3		
4/4/2019			0.02 (J)						
5/2/2019	10.1								
7/9/2019									
9/23/2019								0.0052 (J)	
9/24/2019					1.6				
9/25/2019									
9/26/2019		0.96		4.4					
9/27/2019	16.4					12			2.4
9/30/2019			0.038 (J)				36.8		
2/19/2020								0.0057 (J)	
2/21/2020									
2/25/2020	11.2								
2/26/2020									1.5
3/18/2020								0.0054 (J)	
3/19/2020					1.4				
3/20/2020	11.1	0.29							
3/23/2020				3.5		13			2.4
3/24/2020			0.032 (J)						
3/25/2020							34.5		
5/22/2020									
5/25/2020									
6/23/2020									
7/28/2020									
9/2/2020									
9/3/2020									
9/23/2020								<0.04	
9/24/2020	18.8					13.7			
9/25/2020					1.3		30.8		2.1
9/28/2020		0.4	0.049 (J)	3.7					
10/1/2020									

ND substitution: RL or RL/2 if <15% NDs.

Prediction Limit

Constituent: Boron (mg/L) Analysis Run 4/2/2024 2:45 PM View: Appendix III

Plant Bowen Client: Southern Company Data: Bowen AP-1

	BGWC-22	BGWC-19	BGWC-25	BGWC-20	BGWC-7	BGWC-23	BGWC-24	BGWA-29 (bg)	BGWC-30
11/10/2020									
12/15/2020									
1/20/2021									
1/28/2021									
2/23/2021									
3/23/2021								<0.04	
3/24/2021									
3/25/2021									1.1
3/26/2021		0.24	0.17			15.8	31		
3/29/2021	17.3			4.1					
3/30/2021					1.4				
4/1/2021									
7/19/2021	17.8					14	24		
7/20/2021									1.4
8/16/2021								<0.04	
8/18/2021									
8/19/2021			0.038 (J)		1.3				2.6
8/20/2021		0.29		3.3					
8/23/2021	17.2					14.4	22.8		
8/25/2021									
11/1/2021	18.3					17	25.8		3.2
2/9/2022									
2/10/2022								0.012 (J)	
2/11/2022					1.2				
2/14/2022						18.1			3.5
2/15/2022	19.3						28.5		
2/16/2022		0.35	0.048	4.2					
7/26/2022								0.013 (J)	
7/27/2022		0.43	0.051	3.8					
7/28/2022					1.1				
8/1/2022						14.8			2.7
8/2/2022	21.5						0.52		
8/3/2022									
10/21/2022							19.7 (R)		
1/24/2023								<0.04	
1/26/2023					1				
1/27/2023		0.18	0.029 (J)						
1/30/2023				4.7					
1/31/2023									
2/1/2023							18.4		3.2
2/2/2023						13.1			
2/7/2023	16.9								
8/15/2023									
8/16/2023								<0.04	
8/17/2023			0.075		1				
8/18/2023		0.39		4.8					
8/21/2023									2.3
8/22/2023	19.6								
8/23/2023						8.7			
8/25/2023							16.9		
1/30/2024							15.7		
1/31/2024									

ND substitution: RL or RL/2 if <15% NDs.

Prediction Limit

Constituent: Boron (mg/L) Analysis Run 4/2/2024 2:45 PM View: Appendix III

Plant Bowen Client: Southern Company Data: Bowen AP-1

	BGWC-22	BGWC-19	BGWC-25	BGWC-20	BGWC-7	BGWC-23	BGWC-24	BGWA-29 (bg)	BGWC-30
2/1/2024									
2/2/2024		0.22			0.85				
2/5/2024			0.097	5.9				<0.04	
2/6/2024									2.9
2/7/2024									
2/8/2024	17.5					10.1			

ND substitution: RL or RL/2 if <15% NDs.

Prediction Limit

Constituent: Boron (mg/L) Analysis Run 4/2/2024 2:45 PM View: Appendix III

Plant Bowen Client: Southern Company Data: Bowen AP-1

	BGWA-33 (bg)	BGWA-47D (bg)	BGWC-14A	BGWA-48D (bg)	BGWC-51	BGWC-52
6/6/2016						
6/7/2016						
6/8/2016						
6/9/2016						
8/9/2016						
8/10/2016						
8/11/2016						
8/12/2016						
8/15/2016						
8/16/2016						
8/18/2016						
8/22/2016						
10/3/2016						
10/4/2016						
10/5/2016						
10/6/2016						
10/7/2016						
10/10/2016						
11/29/2016						
12/1/2016						
12/2/2016						
12/5/2016						
12/6/2016						
12/7/2016						
12/8/2016						
1/10/2017						
1/23/2017						
2/7/2017						
2/13/2017						
2/14/2017						
2/15/2017						
2/16/2017						
2/17/2017						
2/20/2017						
3/27/2017						
4/13/2017						
4/14/2017						
4/17/2017						
4/18/2017						
4/19/2017						
4/20/2017						
5/22/2017						
5/25/2017						
5/26/2017						
5/30/2017						
6/1/2017						
6/2/2017						
6/5/2017						
7/7/2017						
7/10/2017						
7/11/2017						
7/12/2017						

Prediction Limit

Constituent: Boron (mg/L) Analysis Run 4/2/2024 2:45 PM View: Appendix III

Plant Bowen Client: Southern Company Data: Bowen AP-1

	BGWA-33 (bg)	BGWA-47D (bg)	BGWC-14A	BGWA-48D (bg)	BGWC-51	BGWC-52
7/13/2017						
7/14/2017						
7/17/2017						
7/18/2017						
7/19/2017						
8/23/2017						
10/9/2017						
10/10/2017						
10/11/2017						
10/12/2017						
6/12/2018						
6/13/2018						
6/14/2018						
6/15/2018						
10/16/2018						
10/17/2018						
10/18/2018						
10/19/2018						
10/22/2018						
4/1/2019						
4/2/2019						
4/3/2019	0.66 (o)					
4/4/2019						
5/2/2019						
7/9/2019	0.027 (J)					
9/23/2019						
9/24/2019						
9/25/2019						
9/26/2019						
9/27/2019	0.033 (J)					
9/30/2019						
2/19/2020						
2/21/2020	0.02 (J)					
2/25/2020						
2/26/2020						
3/18/2020						
3/19/2020						
3/20/2020	0.043 (J)					
3/23/2020						
3/24/2020						
3/25/2020						
5/22/2020		0.024 (J)	0.54			
5/25/2020				0.018 (J)		
6/23/2020		0.019 (J)	0.45	0.015 (J)		
7/28/2020		0.03 (J)	0.97	0.024 (J)		
9/2/2020		0.022 (J)	1.1			
9/3/2020				0.022 (J)		
9/23/2020						
9/24/2020						
9/25/2020	0.02 (J)					
9/28/2020						
10/1/2020		0.025 (J)	1.2	0.027 (J)		

Prediction Limit

Constituent: Boron (mg/L) Analysis Run 4/2/2024 2:45 PM View: Appendix III

Plant Bowen Client: Southern Company Data: Bowen AP-1

	BGWA-33 (bg)	BGWA-47D (bg)	BGWC-14A	BGWA-48D (bg)	BGWC-51	BGWC-52
11/10/2020		0.025 (J)	1.1	0.032 (J)		
12/15/2020		0.031 (J)	1.2	0.034 (J)		
1/20/2021		0.022 (J)	1.1	0.034 (J)		
1/28/2021					24.9	9.7
2/23/2021					24.3	10.7
3/23/2021						
3/24/2021			0.6			
3/25/2021		0.017 (J)		0.026 (J)		
3/26/2021						
3/29/2021						
3/30/2021					23.3	9.7
4/1/2021	0.0069 (J)					
7/19/2021						
7/20/2021						
8/16/2021		0.021 (J)		0.034 (J)		
8/18/2021			1.3			
8/19/2021						
8/20/2021						
8/23/2021					21.1	7.7
8/25/2021	0.0093 (J)					
11/1/2021						
2/9/2022		0.017 (J)	0.57	0.038 (J)		
2/10/2022						
2/11/2022						
2/14/2022					4.5	1.2
2/15/2022						
2/16/2022	0.01 (J)					
7/26/2022		0.022 (J)	1.3	0.017 (J)		
7/27/2022						
7/28/2022						0.87
8/1/2022					2.9	
8/2/2022						
8/3/2022	0.015 (J)					
10/21/2022						
1/24/2023		0.016 (J)		0.014 (J)		
1/26/2023			0.69			
1/27/2023						
1/30/2023						
1/31/2023					2.4	1.1
2/1/2023						
2/2/2023	0.0092 (J)					
2/7/2023						
8/15/2023		0.034 (J)				
8/16/2023			1.7	0.01 (J)		
8/17/2023						
8/18/2023						
8/21/2023					3.1	
8/22/2023						1.9
8/23/2023	<0.04					
8/25/2023						
1/30/2024						
1/31/2024		0.023 (J)		0.024 (J)		

ND substitution: RL or RL/2 if <15% NDs.

Prediction Limit

Constituent: Boron (mg/L) Analysis Run 4/2/2024 2:45 PM View: Appendix III

Plant Bowen Client: Southern Company Data: Bowen AP-1

	BGWA-33 (bg)	BGWA-47D (bg)	BGWC-14A	BGWA-48D (bg)	BGWC-51	BGWC-52
2/1/2024			1.7			
2/2/2024						
2/5/2024					1.3	0.77
2/6/2024						
2/7/2024	0.016 (J)					
2/8/2024						

Prediction Limit

Constituent: Calcium (mg/L) Analysis Run 4/2/2024 2:45 PM View: Appendix III

Plant Bowen Client: Southern Company Data: Bowen AP-1

	BGWA-2 (bg)	BGWC-9	BGWC-17	BGWC-12	BGWC-10	BGWC-8	BGWC-16	BGWC-18	BGWC-21
6/6/2016	39	66							
6/7/2016			65	90	50	7.9	120		
6/8/2016								76	43
6/9/2016									
8/9/2016	32.2								
8/10/2016						36.8			
8/11/2016		65.2	61				111		
8/12/2016				76.6				61.7	
8/15/2016									
8/16/2016					49.2				
8/18/2016									38.6
8/22/2016									
10/3/2016	34.1								
10/4/2016						39.7			
10/5/2016		66.7							
10/6/2016				78.7					
10/7/2016			71		52.6		103	84.7	
10/10/2016									37.5
11/29/2016	29.7								
12/1/2016									
12/2/2016						37.8			
12/5/2016		74.6		80.9					
12/6/2016			68.7		55.4		117	88.1	
12/7/2016									
12/8/2016									43.4
1/10/2017									
1/23/2017									
2/7/2017									
2/13/2017	31.2								
2/14/2017						35.2			
2/15/2017		74.6		90.7					
2/16/2017			65.5		53.2		124	53.7	
2/17/2017									41
2/20/2017									
3/27/2017									
4/13/2017	30.5								
4/14/2017						37.5			
4/17/2017		65.6							
4/18/2017				94.8	58		120		
4/19/2017			68.9					57.1	39.4
4/20/2017									
5/22/2017									
5/25/2017	33.8								
5/26/2017		70.4				41.7			
5/30/2017			72.6				111		
6/1/2017								44.8	42.3
6/2/2017				108	55.8				
6/5/2017									
7/7/2017	33.1								
7/10/2017						39			
7/11/2017		66.9							
7/12/2017					58.1				

Prediction Limit

Constituent: Calcium (mg/L) Analysis Run 4/2/2024 2:45 PM View: Appendix III

Plant Bowen Client: Southern Company Data: Bowen AP-1

	BGWA-2 (bg)	BGWC-9	BGWC-17	BGWC-12	BGWC-10	BGWC-8	BGWC-16	BGWC-18	BGWC-21
7/13/2017				111					
7/14/2017			70.6				109	60	
7/17/2017									
7/18/2017									40.9
7/19/2017									
8/23/2017									
10/9/2017	33.6								
10/10/2017		61.7		93		36.9			
10/11/2017			67.3		55.7		109	67	
10/12/2017									43.3
6/12/2018	32.4	53.4				38.1	104		
6/13/2018									
6/14/2018			65.7	109	58.4			53.1	39.4
6/15/2018									
10/16/2018	34.6					44.8			
10/17/2018		63	69.7	110					
10/18/2018					57.8		112	60.4	
10/19/2018									40.6
10/22/2018									
4/1/2019	48.2	59.3		94.8		47.2			
4/2/2019			63.9		57.8		117	53.3	
4/3/2019									43.4
4/4/2019									
5/2/2019	44.8								
9/23/2019	36.3								
9/24/2019		57.6				42.4			
9/25/2019				115	58.1				
9/26/2019			94.2				136	91.7	
9/27/2019									
9/30/2019									43.2
2/19/2020									
2/21/2020									
2/25/2020									
2/26/2020									
3/18/2020	40.1					43			
3/19/2020		61.5	68.1	120			130		
3/20/2020								49.3	48.2
3/23/2020					61.1				
3/24/2020									
3/25/2020									
5/22/2020									
5/25/2020									
6/23/2020									
7/28/2020									
9/2/2020									
9/3/2020									
9/23/2020	45.2					41.6			
9/24/2020		59	84.9		58.8		141	68.7	42
9/25/2020				135					
9/28/2020									
10/1/2020									
11/10/2020									

Prediction Limit

Constituent: Calcium (mg/L) Analysis Run 4/2/2024 2:45 PM View: Appendix III

Plant Bowen Client: Southern Company Data: Bowen AP-1

	BGWA-2 (bg)	BGWC-9	BGWC-17	BGWC-12	BGWC-10	BGWC-8	BGWC-16	BGWC-18	BGWC-21
12/15/2020									
1/20/2021									
1/28/2021									
2/23/2021									
3/23/2021									
3/24/2021		59.9	72	144		42.1	140	48.2	
3/25/2021									
3/26/2021	46.7								
3/29/2021									46.6
3/30/2021					61.3				
4/1/2021									
7/19/2021									
7/20/2021									
8/16/2021	48.3								
8/18/2021		63		156	61.1	44.5	139		
8/19/2021			74					49.2	
8/20/2021									45.1
8/23/2021									
8/25/2021									
11/1/2021									
2/9/2022	52.3								
2/10/2022		65.6				44.9			
2/11/2022			83.5	164	66.2		160		
2/14/2022									
2/15/2022									
2/16/2022								49	44.1
7/26/2022	46.7	66.3				41.8			
7/27/2022			80.9	175			194	65.9	
7/28/2022					63				43.1
8/1/2022									
8/2/2022									
8/3/2022									
10/21/2022									
1/24/2023	51.4								
1/26/2023		62.4	76.2	178		42.8	178	41.4	
1/27/2023					64				46.5
1/30/2023									
1/31/2023									
2/1/2023									
2/2/2023									
2/7/2023									
8/15/2023									
8/16/2023				178		38.8			
8/17/2023		66.9	75.4		62.2		187	57	
8/18/2023									
8/21/2023	49.5								
8/22/2023									
8/23/2023									43.9
8/25/2023									
1/30/2024									
1/31/2024									
2/1/2024		60.1	79.9	194	62.8	39.9	203		

Prediction Limit

Constituent: Calcium (mg/L) Analysis Run 4/2/2024 2:45 PM View: Appendix III

Plant Bowen Client: Southern Company Data: Bowen AP-1

	BGWA-2 (bg)	BGWC-9	BGWC-17	BGWC-12	BGWC-10	BGWC-8	BGWC-16	BGWC-18	BGWC-21
2/2/2024								44.9	
2/5/2024									45.9
2/6/2024									
2/7/2024									
2/8/2024	48.6								

Prediction Limit

Constituent: Calcium (mg/L) Analysis Run 4/2/2024 2:45 PM View: Appendix III

Plant Bowen Client: Southern Company Data: Bowen AP-1

	BGWC-22	BGWC-19	BGWC-25	BGWC-20	BGWC-7	BGWC-23	BGWC-24	BGWA-29 (bg)	BGWC-30
6/6/2016									
6/7/2016									
6/8/2016	350	55	32	200	140				
6/9/2016						300	800		
8/9/2016									
8/10/2016									
8/11/2016					141				
8/12/2016		61.2		196					
8/15/2016			33.1						
8/16/2016									
8/18/2016	370					290	730		
8/22/2016								21.4	
10/3/2016									
10/4/2016								20.9	
10/5/2016									
10/6/2016					147				
10/7/2016		70.2							
10/10/2016	375		41	198		296	680		
11/29/2016									
12/1/2016								19.8	
12/2/2016									
12/5/2016									
12/6/2016					146				
12/7/2016		48.6		215		271	387		
12/8/2016	434		38.5						
1/10/2017								20.4	
1/23/2017									372
2/7/2017									351
2/13/2017									
2/14/2017								20.9	
2/15/2017					163				
2/16/2017		64.7							
2/17/2017	434			221					
2/20/2017			40.7			323	823		
3/27/2017									417
4/13/2017									
4/14/2017								20.7 (J)	
4/17/2017									415
4/18/2017					155				
4/19/2017		69.5		240		298	893 (J)		
4/20/2017	422		40.7						
5/22/2017									885
5/25/2017								22.8 (J)	
5/26/2017									
5/30/2017									
6/1/2017		50.8	44.2	286					
6/2/2017					156				
6/5/2017	398					310	1080		413
7/7/2017									
7/10/2017								22.3	
7/11/2017									449
7/12/2017									

Prediction Limit

Constituent: Calcium (mg/L) Analysis Run 4/2/2024 2:45 PM View: Appendix III

Plant Bowen Client: Southern Company Data: Bowen AP-1

	BGWC-22	BGWC-19	BGWC-25	BGWC-20	BGWC-7	BGWC-23	BGWC-24	BGWA-29 (bg)	BGWC-30
7/13/2017									
7/14/2017		67			157				
7/17/2017			41.9			319	1120		
7/18/2017				244					
7/19/2017	461								
8/23/2017									409
10/9/2017									
10/10/2017								4.09	339
10/11/2017		57.3	41.1	222	137	438	1310		
10/12/2017	515								
6/12/2018								20.3 (J)	
6/13/2018				234	151	385	970		
6/14/2018	482		44.8						
6/15/2018		49.7							198
10/16/2018								19.4 (J)	
10/17/2018									
10/18/2018					154				
10/19/2018		63.1							
10/22/2018	575		52.2	241		424	1150		230
4/1/2019								24.6	
4/2/2019					140				181
4/3/2019	458	51.3		220		396	945		
4/4/2019			54.8						
5/2/2019	647								
9/23/2019								19.2	
9/24/2019					151				
9/25/2019									
9/26/2019		80.8		243					
9/27/2019	658					533			103
9/30/2019			47.8				1050		
2/19/2020								20.8	
2/21/2020									
2/25/2020	445								
2/26/2020									85.3
3/18/2020								22.4	
3/19/2020					142				
3/20/2020	514	52.1							
3/23/2020				253		602			107
3/24/2020			49.6						
3/25/2020							1100		
5/22/2020									
5/25/2020									
6/23/2020									
7/28/2020									
9/2/2020									
9/3/2020									
9/23/2020								20.1	
9/24/2020	750					647			
9/25/2020					138		998		93.3
9/28/2020		50.1	50.7	273					
10/1/2020									
11/10/2020									

Prediction Limit

Constituent: Calcium (mg/L) Analysis Run 4/2/2024 2:45 PM View: Appendix III

Plant Bowen Client: Southern Company Data: Bowen AP-1

	BGWC-22	BGWC-19	BGWC-25	BGWC-20	BGWC-7	BGWC-23	BGWC-24	BGWA-29 (bg)	BGWC-30
12/15/2020									
1/20/2021									
1/28/2021									
2/23/2021									
3/23/2021								22.1	
3/24/2021									
3/25/2021									81.1
3/26/2021		46.4	52.8			717	821		
3/29/2021	714			296					
3/30/2021					145				
4/1/2021									
7/19/2021	693					728	717		
7/20/2021									87.8
8/16/2021								21.5	
8/18/2021									
8/19/2021			51.2		141				109
8/20/2021		47.2		262					
8/23/2021	681					638	827		
8/25/2021									
11/1/2021	708					695	808		108
2/9/2022									
2/10/2022								20.3	
2/11/2022					148				
2/14/2022						740			129
2/15/2022	680						791		
2/16/2022		60.5	51.4	288					
7/26/2022								20	
7/27/2022		63.2	52.1	284					
7/28/2022					136				
8/1/2022						559			111
8/2/2022	717						90		
8/3/2022									
10/21/2022							600 (R)		
1/24/2023								21	
1/26/2023					146				
1/27/2023		39.3	48.8						
1/30/2023				309					
1/31/2023									
2/1/2023							552		113
2/2/2023						543			
2/7/2023	583								
8/15/2023									
8/16/2023								20.9	
8/17/2023			48.1		125				
8/18/2023		56.5		309					
8/21/2023									98.8
8/22/2023	793								
8/23/2023						332			
8/25/2023							486		
1/30/2024							413		
1/31/2024									
2/1/2024									

Prediction Limit

Constituent: Calcium (mg/L) Analysis Run 4/2/2024 2:45 PM View: Appendix III

Plant Bowen Client: Southern Company Data: Bowen AP-1

	BGWC-22	BGWC-19	BGWC-25	BGWC-20	BGWC-7	BGWC-23	BGWC-24	BGWA-29 (bg)	BGWC-30
2/2/2024		51.7			119				
2/5/2024			57.6	309				20.5	
2/6/2024									109
2/7/2024									
2/8/2024	561					347			

Prediction Limit

Constituent: Calcium (mg/L) Analysis Run 4/2/2024 2:45 PM View: Appendix III

Plant Bowen Client: Southern Company Data: Bowen AP-1

	BGWA-33 (bg)	BGWA-47D (bg)	BGWC-14A	BGWA-48D (bg)	BGWC-51	BGWC-52
6/6/2016						
6/7/2016						
6/8/2016						
6/9/2016						
8/9/2016						
8/10/2016						
8/11/2016						
8/12/2016						
8/15/2016						
8/16/2016						
8/18/2016						
8/22/2016						
10/3/2016						
10/4/2016						
10/5/2016						
10/6/2016						
10/7/2016						
10/10/2016						
11/29/2016						
12/1/2016						
12/2/2016						
12/5/2016						
12/6/2016						
12/7/2016						
12/8/2016						
1/10/2017						
1/23/2017						
2/7/2017						
2/13/2017						
2/14/2017						
2/15/2017						
2/16/2017						
2/17/2017						
2/20/2017						
3/27/2017						
4/13/2017						
4/14/2017						
4/17/2017						
4/18/2017						
4/19/2017						
4/20/2017						
5/22/2017						
5/25/2017						
5/26/2017						
5/30/2017						
6/1/2017						
6/2/2017						
6/5/2017						
7/7/2017						
7/10/2017						
7/11/2017						
7/12/2017						

Prediction Limit

Constituent: Calcium (mg/L) Analysis Run 4/2/2024 2:45 PM View: Appendix III

Plant Bowen Client: Southern Company Data: Bowen AP-1

	BGWA-33 (bg)	BGWA-47D (bg)	BGWC-14A	BGWA-48D (bg)	BGWC-51	BGWC-52
7/13/2017						
7/14/2017						
7/17/2017						
7/18/2017						
7/19/2017						
8/23/2017						
10/9/2017						
10/10/2017						
10/11/2017						
10/12/2017						
6/12/2018						
6/13/2018						
6/14/2018						
6/15/2018						
10/16/2018						
10/17/2018						
10/18/2018						
10/19/2018						
10/22/2018						
4/1/2019						
4/2/2019						
4/3/2019	44.9					
4/4/2019						
5/2/2019						
9/23/2019						
9/24/2019						
9/25/2019						
9/26/2019						
9/27/2019	41.2					
9/30/2019						
2/19/2020						
2/21/2020	50.1					
2/25/2020						
2/26/2020						
3/18/2020						
3/19/2020						
3/20/2020	52.2					
3/23/2020						
3/24/2020						
3/25/2020						
5/22/2020		74	73.4			
5/25/2020				36.5		
6/23/2020		99.5	80.1	39.4		
7/28/2020		96.2	140	40.3		
9/2/2020		109	159			
9/3/2020				51.8		
9/23/2020						
9/24/2020						
9/25/2020	51.8					
9/28/2020						
10/1/2020		107	162	61.9		
11/10/2020		117	170	80.3		

Prediction Limit

Constituent: Calcium (mg/L) Analysis Run 4/2/2024 2:45 PM View: Appendix III

Plant Bowen Client: Southern Company Data: Bowen AP-1

	BGWA-33 (bg)	BGWA-47D (bg)	BGWC-14A	BGWA-48D (bg)	BGWC-51	BGWC-52
12/15/2020		110	169	70.3		
1/20/2021		111	157	67.5		
1/28/2021					624	350
2/23/2021					674	379
3/23/2021						
3/24/2021			91.9			
3/25/2021		109		68.3		
3/26/2021						
3/29/2021						
3/30/2021					562	353
4/1/2021	49.5					
7/19/2021						
7/20/2021						
8/16/2021		108		61		
8/18/2021			166			
8/19/2021						
8/20/2021						
8/23/2021					561	286
8/25/2021	46.3					
11/1/2021						
2/9/2022		112	97.5	46.3		
2/10/2022						
2/11/2022						
2/14/2022					155	72.8
2/15/2022						
2/16/2022	47.5					
7/26/2022		105	185	34.5		
7/27/2022						
7/28/2022						52.3
8/1/2022					112	
8/2/2022						
8/3/2022	69.4					
10/21/2022						
1/24/2023		109		40.7		
1/26/2023			117			
1/27/2023						
1/30/2023						
1/31/2023					111	62.8
2/1/2023						
2/2/2023	81.4					
2/7/2023						
8/15/2023		102				
8/16/2023			196	37.7		
8/17/2023						
8/18/2023						
8/21/2023					123	
8/22/2023						85.7
8/23/2023	85					
8/25/2023						
1/30/2024						
1/31/2024		102		38.7		
2/1/2024			177			

Prediction Limit

Constituent: Calcium (mg/L) Analysis Run 4/2/2024 2:45 PM View: Appendix III

Plant Bowen Client: Southern Company Data: Bowen AP-1

	BGWA-33 (bg)	BGWA-47D (bg)	BGWC-14A	BGWA-48D (bg)	BGWC-51	BGWC-52
2/2/2024						
2/5/2024					73.1	57.8
2/6/2024						
2/7/2024	107					
2/8/2024						

Prediction Limit

Constituent: Chloride (mg/L) Analysis Run 4/2/2024 2:45 PM View: Appendix III

Plant Bowen Client: Southern Company Data: Bowen AP-1

	BGWA-2 (bg)	BGWC-9	BGWC-17	BGWC-12	BGWC-10	BGWC-8	BGWC-16	BGWC-18	BGWC-21
6/6/2016	2.9	27							
6/7/2016			26	44	19	2	37		
6/8/2016								48	7.1
6/9/2016									
8/9/2016	2.5								
8/10/2016						2.1			
8/11/2016		30	34				41		
8/12/2016				43				27	
8/15/2016									
8/16/2016					20				
8/18/2016									6.9
8/22/2016									
10/3/2016	2.5								
10/4/2016						2.3			
10/5/2016		36							
10/6/2016				41					
10/7/2016			38		21		44	72	
10/10/2016									7.1
11/29/2016	2.6								
12/1/2016									
12/2/2016						2.1			
12/5/2016		40		41					
12/6/2016			45		22		48	73	
12/7/2016									
12/8/2016									6.3
1/10/2017									
1/23/2017									
2/7/2017									
2/13/2017	2.1								
2/14/2017						2			
2/15/2017		38		39					
2/16/2017			40		22		46	19	
2/17/2017									5.6
2/20/2017									
3/27/2017									
4/13/2017	2.1								
4/14/2017						1.7			
4/17/2017		35							
4/18/2017				39	21		41		
4/19/2017			38					13	5
4/20/2017									
5/22/2017									
5/25/2017	2.4								
5/26/2017		35				1.6			
5/30/2017			41				38		
6/1/2017								8	4.9
6/2/2017				37	20				
6/5/2017									
7/7/2017	1.9								
7/10/2017						1.5			
7/11/2017		33							
7/12/2017					23				

Prediction Limit

Constituent: Chloride (mg/L) Analysis Run 4/2/2024 2:45 PM View: Appendix III

Plant Bowen Client: Southern Company Data: Bowen AP-1

	BGWA-2 (bg)	BGWC-9	BGWC-17	BGWC-12	BGWC-10	BGWC-8	BGWC-16	BGWC-18	BGWC-21
7/13/2017				38					
7/14/2017			36				35	11	
7/17/2017									
7/18/2017									4.2
7/19/2017									
8/23/2017									
10/9/2017	1.9								
10/10/2017		35		38		1.9			
10/11/2017			45		24		36	24	
10/12/2017									4.8
6/12/2018	3.4	21.3				2.3	27.2		
6/13/2018									
6/14/2018			33.3	30.5	23.1			7.3	3.3
6/15/2018									
10/16/2018	3.3					2.6			
10/17/2018		29.4	41.8	30.7					
10/18/2018					26.9		25.2	10.9	
10/19/2018									4.1
10/22/2018									
4/1/2019	4.2	13.4		24.1		1.8			
4/2/2019			18.7		24.1		20.3	4.5	
4/3/2019									5
4/4/2019									
5/2/2019	4.3								
9/23/2019	3.1								
9/24/2019		13.2				1.5			
9/25/2019				23.6	25.1				
9/26/2019			47.1				28.7	60.5	
9/27/2019									
9/30/2019									4.7
2/19/2020									
2/21/2020									
2/25/2020									
2/26/2020									
3/18/2020	3.1					1.5			
3/19/2020		7.3	21.9	20.5			22		
3/20/2020								5.3	4.2
3/23/2020					20.8				
3/24/2020									
3/25/2020									
5/22/2020									
5/25/2020									
6/23/2020									
7/28/2020									
9/2/2020									
9/3/2020									
9/23/2020	4.2					1.5			
9/24/2020		9.2	50.1		25.4		28.8	30.3	4
9/25/2020				20.2					
9/28/2020									
10/1/2020									
11/10/2020									

Prediction Limit

Constituent: Chloride (mg/L) Analysis Run 4/2/2024 2:45 PM View: Appendix III

Plant Bowen Client: Southern Company Data: Bowen AP-1

	BGWA-2 (bg)	BGWC-9	BGWC-17	BGWC-12	BGWC-10	BGWC-8	BGWC-16	BGWC-18	BGWC-21
12/15/2020									
1/20/2021									
1/28/2021									
2/23/2021									
3/23/2021									
3/24/2021		8	35.6	18.4		1.5	24	6.1	
3/25/2021									
3/26/2021	3.6								
3/29/2021									5
3/30/2021					23.8				
4/1/2021									
7/19/2021									
7/20/2021									
8/16/2021	3.4								
8/18/2021		8.5		15.8	25.1	1.7	19.9		
8/19/2021			38.2					10.4	
8/20/2021									4.4
8/23/2021									
8/25/2021									
11/1/2021									
2/9/2022	3.7								
2/10/2022		8.9				1.6			
2/11/2022			38.5	16.4	28.2		22.3		
2/14/2022									
2/15/2022									
2/16/2022								7.7	4
7/26/2022	3.2	10.9				1.6			
7/27/2022			43.2	16.2			23.1	14.9	
7/28/2022					30				4.7
8/1/2022									
8/2/2022									
8/3/2022									
10/21/2022									
1/24/2023	3.4								
1/26/2023		7.5	34	14.5		1.7	18.3	5.9	
1/27/2023					28.2				6.1
1/30/2023									
1/31/2023									
2/1/2023									
2/2/2023									
2/7/2023									
8/15/2023									
8/16/2023				13.7		1.7			
8/17/2023		10.7	39.5		29.2		18.2	12.6	
8/18/2023									
8/21/2023	2.9								
8/22/2023									
8/23/2023									5
8/25/2023									
1/30/2024									
1/31/2024									
2/1/2024		9.3	41.8	14.2	30.1	1.5	18.5		

Prediction Limit

Constituent: Chloride (mg/L) Analysis Run 4/2/2024 2:45 PM View: Appendix III

Plant Bowen Client: Southern Company Data: Bowen AP-1

	BGWA-2 (bg)	BGWC-9	BGWC-17	BGWC-12	BGWC-10	BGWC-8	BGWC-16	BGWC-18	BGWC-21
2/2/2024								5.3	
2/5/2024									5.2
2/6/2024									
2/7/2024									
2/8/2024	3.2								

Prediction Limit

Constituent: Chloride (mg/L) Analysis Run 4/2/2024 2:45 PM View: Appendix III

Plant Bowen Client: Southern Company Data: Bowen AP-1

	BGWC-22	BGWC-19	BGWC-25	BGWC-20	BGWC-7	BGWC-23	BGWC-24	BGWA-29 (bg)	BGWC-30
6/6/2016									
6/7/2016									
6/8/2016	440	23	6.4	130	11				
6/9/2016						480	1900		
8/9/2016									
8/10/2016									
8/11/2016					11				
8/12/2016		26		130					
8/15/2016			4.3						
8/16/2016									
8/18/2016	500					400	1600		
8/22/2016								4.2	
10/3/2016									
10/4/2016								2.1	
10/5/2016									
10/6/2016					11				
10/7/2016		41							
10/10/2016	480		3.5	140		390	1400		
11/29/2016									
12/1/2016								1.8	
12/2/2016									
12/5/2016									
12/6/2016					11				
12/7/2016		23		130		450	970		
12/8/2016	540		2.8						
1/10/2017								1.6	
1/23/2017									780
2/7/2017									780
2/13/2017									
2/14/2017								1.9	
2/15/2017					12				
2/16/2017		31							
2/17/2017	570			140					
2/20/2017			4.2			470	1900		
3/27/2017									790
4/13/2017									
4/14/2017								1.5	
4/17/2017									770
4/18/2017					12				
4/19/2017		30		140		420	1900		
4/20/2017	740		4.1						
5/22/2017									890
5/25/2017								1.5	
5/26/2017									
5/30/2017									
6/1/2017		13	4.4	130					
6/2/2017					11				
6/5/2017	530					450	1900		870
7/7/2017									
7/10/2017								1.6	
7/11/2017									840
7/12/2017									

Prediction Limit

Constituent: Chloride (mg/L) Analysis Run 4/2/2024 2:45 PM View: Appendix III

Plant Bowen Client: Southern Company Data: Bowen AP-1

	BGWC-22	BGWC-19	BGWC-25	BGWC-20	BGWC-7	BGWC-23	BGWC-24	BGWA-29 (bg)	BGWC-30
7/13/2017									
7/14/2017		19			11				
7/17/2017			5			470	2100		
7/18/2017				140					
7/19/2017	540								
8/23/2017									800
10/9/2017									
10/10/2017								1.7	730
10/11/2017		19	4.1	130	12	510	1600		
10/12/2017	700								
6/12/2018								1.8	
6/13/2018				150	10.8	598	1880		
6/14/2018	725		3.4						
6/15/2018		9.3							390
10/16/2018								1.5	
10/17/2018									
10/18/2018					11.7				
10/19/2018		15.3							
10/22/2018	827		3.9	149		639	2050		400
4/1/2019								1.6	
4/2/2019					9.4				333
4/3/2019	856	9.7		144		679	1890		
4/4/2019			3.8						
5/2/2019	999								
9/23/2019								1.2	
9/24/2019					8				
9/25/2019									
9/26/2019		26		128					
9/27/2019	996					918			143
9/30/2019			5.2				2040		
2/19/2020								1.3	
2/21/2020									
2/25/2020	547								
2/26/2020									100
3/18/2020								1.4	
3/19/2020					8.4				
3/20/2020	665	6.6							
3/23/2020				125		788			117
3/24/2020			3.6						
3/25/2020							1670		
5/22/2020									
5/25/2020									
6/23/2020									
7/28/2020									
9/2/2020									
9/3/2020									
9/23/2020								1.1	
9/24/2020	1050					988			
9/25/2020					13.1		1640		127
9/28/2020		8.6	5.6	152					
10/1/2020									
11/10/2020									

Prediction Limit

Constituent: Chloride (mg/L) Analysis Run 4/2/2024 2:45 PM View: Appendix III

Plant Bowen Client: Southern Company Data: Bowen AP-1

	BGWC-22	BGWC-19	BGWC-25	BGWC-20	BGWC-7	BGWC-23	BGWC-24	BGWA-29 (bg)	BGWC-30
12/15/2020									
1/20/2021									
1/28/2021									
2/23/2021									
3/23/2021								1.2	
3/24/2021									
3/25/2021									85.5
3/26/2021		5.8	5.7			928	1240		
3/29/2021	886			131					
3/30/2021					8.8				
4/1/2021									
7/19/2021	579					570	575		
7/20/2021									95.3
8/16/2021								1.1	
8/18/2021									
8/19/2021			5.1		7.6				117
8/20/2021		4.4		144					
8/23/2021	879					898	1250		
8/25/2021									
11/1/2021	744					688	661		133
2/9/2022									
2/10/2022								1.2	
2/11/2022					8				
2/14/2022						925			146
2/15/2022	789						1120		
2/16/2022		6.7	5.7	141					
7/26/2022								0.97 (J)	
7/27/2022		7.8	6.2	169					
7/28/2022					8.9				
8/1/2022						794			114
8/2/2022	828						17.1		
8/3/2022									
10/21/2022							836 (R)		
1/24/2023								1.5	
1/26/2023					7.5				
1/27/2023		3.1	5.4						
1/30/2023				156					
1/31/2023									
2/1/2023							789		154
2/2/2023						737			
2/7/2023	803								
8/15/2023									
8/16/2023								1.3	
8/17/2023			11.4		8				
8/18/2023		5.9		145					
8/21/2023									97.6
8/22/2023	1020								
8/23/2023						439			
8/25/2023							641		
1/30/2024							533		
1/31/2024									
2/1/2024									

Prediction Limit

Constituent: Chloride (mg/L) Analysis Run 4/2/2024 2:45 PM View: Appendix III

Plant Bowen Client: Southern Company Data: Bowen AP-1

	BGWC-22	BGWC-19	BGWC-25	BGWC-20	BGWC-7	BGWC-23	BGWC-24	BGWA-29 (bg)	BGWC-30
2/2/2024		3.5			6.5				
2/5/2024			17.6	140				1.1	
2/6/2024									123
2/7/2024									
2/8/2024	679					493			

Prediction Limit

Constituent: Chloride (mg/L) Analysis Run 4/2/2024 2:45 PM View: Appendix III

Plant Bowen Client: Southern Company Data: Bowen AP-1

	BGWA-33 (bg)	BGWC-14A	BGWA-47D (bg)	BGWA-48D (bg)	BGWC-51	BGWC-52
6/6/2016						
6/7/2016						
6/8/2016						
6/9/2016						
8/9/2016						
8/10/2016						
8/11/2016						
8/12/2016						
8/15/2016						
8/16/2016						
8/18/2016						
8/22/2016						
10/3/2016						
10/4/2016						
10/5/2016						
10/6/2016						
10/7/2016						
10/10/2016						
11/29/2016						
12/1/2016						
12/2/2016						
12/5/2016						
12/6/2016						
12/7/2016						
12/8/2016						
1/10/2017						
1/23/2017						
2/7/2017						
2/13/2017						
2/14/2017						
2/15/2017						
2/16/2017						
2/17/2017						
2/20/2017						
3/27/2017						
4/13/2017						
4/14/2017						
4/17/2017						
4/18/2017						
4/19/2017						
4/20/2017						
5/22/2017						
5/25/2017						
5/26/2017						
5/30/2017						
6/1/2017						
6/2/2017						
6/5/2017						
7/7/2017						
7/10/2017						
7/11/2017						
7/12/2017						

Prediction Limit

Constituent: Chloride (mg/L) Analysis Run 4/2/2024 2:45 PM View: Appendix III

Plant Bowen Client: Southern Company Data: Bowen AP-1

	BGWA-33 (bg)	BGWC-14A	BGWA-47D (bg)	BGWA-48D (bg)	BGWC-51	BGWC-52
7/13/2017						
7/14/2017						
7/17/2017						
7/18/2017						
7/19/2017						
8/23/2017						
10/9/2017						
10/10/2017						
10/11/2017						
10/12/2017						
6/12/2018						
6/13/2018						
6/14/2018						
6/15/2018						
10/16/2018						
10/17/2018						
10/18/2018						
10/19/2018						
10/22/2018						
4/1/2019						
4/2/2019						
4/3/2019	5.2					
4/4/2019						
5/2/2019						
9/23/2019						
9/24/2019						
9/25/2019						
9/26/2019						
9/27/2019	394 (o)					
9/30/2019						
2/19/2020						
2/21/2020	2.6					
2/25/2020						
2/26/2020						
3/18/2020						
3/19/2020						
3/20/2020	4					
3/23/2020						
3/24/2020						
3/25/2020						
5/22/2020		32	6.6			
5/25/2020				4		
6/23/2020		15.7	5.9	5.5		
7/28/2020		20.6	5.9	4.6		
9/2/2020		18.9	6			
9/3/2020				6.3		
9/23/2020						
9/24/2020						
9/25/2020	3.3					
9/28/2020						
10/1/2020		18.6	6	7.5		
11/10/2020		19.6	5.5	7.7		

Prediction Limit

Constituent: Chloride (mg/L) Analysis Run 4/2/2024 2:45 PM View: Appendix III

Plant Bowen Client: Southern Company Data: Bowen AP-1

	BGWA-33 (bg)	BGWC-14A	BGWA-47D (bg)	BGWA-48D (bg)	BGWC-51	BGWC-52
12/15/2020		20.7	6.3	8		
1/20/2021		21.9	5.7	7.2		
1/28/2021					835	484
2/23/2021					845	489
3/23/2021						
3/24/2021		14.1				
3/25/2021			5.7	7.5		
3/26/2021						
3/29/2021						
3/30/2021					772	472
4/1/2021	2.9					
7/19/2021						
7/20/2021						
8/16/2021			5.7	8		
8/18/2021		17.1				
8/19/2021						
8/20/2021						
8/23/2021					756	384
8/25/2021	3.3					
11/1/2021						
2/9/2022		10.8	5.4	8.9		
2/10/2022						
2/11/2022						
2/14/2022					128	46.8
2/15/2022						
2/16/2022	2.8					
7/26/2022		19.6	5.5	4.6		
7/27/2022						
7/28/2022						33.9
8/1/2022					95.4	
8/2/2022						
8/3/2022	3.4					
10/21/2022						
1/24/2023			5.2	4.3		
1/26/2023		10.9				
1/27/2023						
1/30/2023						
1/31/2023					85.6	41.5
2/1/2023						
2/2/2023	3.4					
2/7/2023						
8/15/2023			4.9			
8/16/2023		18.2		4.3		
8/17/2023						
8/18/2023						
8/21/2023					108	
8/22/2023						64.6
8/23/2023	2					
8/25/2023						
1/30/2024						
1/31/2024			4.7	7.3		
2/1/2024		17.3				

Prediction Limit

Constituent: Chloride (mg/L) Analysis Run 4/2/2024 2:45 PM View: Appendix III

Plant Bowen Client: Southern Company Data: Bowen AP-1

	BGWA-33 (bg)	BGWC-14A	BGWA-47D (bg)	BGWA-48D (bg)	BGWC-51	BGWC-52
2/2/2024						
2/5/2024					42.6	34
2/6/2024						
2/7/2024	2.3					
2/8/2024						

Prediction Limit

Constituent: Fluoride (mg/L) Analysis Run 4/2/2024 2:45 PM View: Appendix III

Plant Bowen Client: Southern Company Data: Bowen AP-1

	BGWA-2 (bg)	BGWC-9	BGWC-17	BGWC-12	BGWC-10	BGWC-8	BGWC-16	BGWC-20	BGWC-25
6/6/2016	0.11 (J)	0.12 (J)							
6/7/2016			0.15 (J)	<0.1	0.09 (J)	<0.1	<0.1		
6/8/2016								0.09 (J)	0.14 (J)
6/9/2016									
8/9/2016	0.09 (J)								
8/10/2016						0.07 (J)			
8/11/2016		0.27 (J)	0.3 (J)				0.12 (J)		
8/12/2016				0.08 (J)				0.04 (J)	
8/15/2016									0.08 (J)
8/16/2016					0.09 (J)				
8/18/2016									
8/22/2016									
10/3/2016	0.11 (J)								
10/4/2016						0.07 (J)			
10/5/2016		0.12 (J)							
10/6/2016				0.06 (J)					
10/7/2016			0.14 (J)		0.17 (J)		0.08 (J)		
10/10/2016								0.06 (J)	0.1 (J)
11/29/2016	0.11 (J)								
12/1/2016									
12/2/2016						0.09 (J)			
12/5/2016		0.26 (J)		0.12 (J)					
12/6/2016			0.19 (J)		0.16 (J)		0.24 (J)		
12/7/2016								0.07 (J)	
12/8/2016									0.06 (J)
1/10/2017									
1/23/2017									
2/7/2017									
2/13/2017	0.12 (J)								
2/14/2017						0.02 (J)			
2/15/2017		0.46		0.33					
2/16/2017			0.51		0.38		0.31		
2/17/2017								0.06 (J)	
2/20/2017									0.16 (J)
3/27/2017									
4/13/2017	0.1 (J)								
4/14/2017						0.02 (J)			
4/17/2017		0.14 (J)							
4/18/2017				0.006 (J)	0.12 (J)		0.02 (J)		
4/19/2017			0.18 (J)					0.005 (J)	
4/20/2017									0.02 (J)
5/22/2017									
5/25/2017	0.08 (J)								
5/26/2017		0.13 (J)				0.02 (J)			
5/30/2017			0.15 (J)				0.51		
6/1/2017								0.65	0.04 (J)
6/2/2017				0.04 (J)	0.03 (J)				
6/5/2017									
7/7/2017	0.13 (J)								
7/10/2017						0.03 (J)			
7/11/2017		0.2 (J)							
7/12/2017					0.15 (J)				

ND substitution: RL or RL/2 if <15% NDs.

Prediction Limit

Constituent: Fluoride (mg/L) Analysis Run 4/2/2024 2:45 PM View: Appendix III

Plant Bowen Client: Southern Company Data: Bowen AP-1

	BGWA-2 (bg)	BGWC-9	BGWC-17	BGWC-12	BGWC-10	BGWC-8	BGWC-16	BGWC-20	BGWC-25
7/13/2017				0.17 (J)					
7/14/2017			0.16 (J)				0.14 (J)		
7/17/2017									0.07 (J)
7/18/2017								0.36	
7/19/2017									
8/23/2017									
10/9/2017	0.11 (J)								
10/10/2017		0.61		0.08 (J)		<0.1			
10/11/2017			0.64		0.07 (J)		0.29 (J)	<0.1	0.11 (J)
10/12/2017									
3/26/2018	<0.1					<0.1			
3/27/2018		0.36	0.33		<0.1		<0.1		
3/28/2018				<0.1				<0.1	<0.1
3/29/2018									
6/12/2018	0.086 (J)	0.13 (J)				0.061 (J)	0.061 (J)		
6/13/2018								0.038 (J)	
6/14/2018			0.11 (J)	<0.1	0.046 (J)				<0.1
6/15/2018									
10/16/2018	0.06 (J)					<0.1			
10/17/2018		0.13 (J)	<0.1	<0.1					
10/18/2018					<0.1		<0.1		
10/19/2018									
10/22/2018								<0.1	<0.1
2/25/2019	<0.1					<0.1	0.13 (J)		
2/27/2019			0.26 (J)					0.13 (J)	
2/28/2019				0.18 (J)	0.14 (J)				
3/1/2019									0.12 (J)
4/1/2019	0.047 (J)	0.33		0.065 (J)		<0.1			
4/2/2019			0.14 (J)		0.044 (J)		0.23 (J)		
4/3/2019								0.072 (J)	
4/4/2019									<0.1
5/2/2019	<0.1								
9/23/2019	0.076 (J)								
9/24/2019		0.096 (J)				<0.1			
9/25/2019				0.13 (J)	0.075 (J)				
9/26/2019			0.071 (J)				<0.1	<0.1	
9/27/2019									
9/30/2019									0.065 (J)
2/18/2020	<0.1								
2/19/2020						<0.1			
2/20/2020		0.063 (J)			<0.1		<0.1		
2/21/2020									
2/24/2020			0.11 (J)	0.051 (J)				<0.1	
2/25/2020									
2/26/2020									<0.1
3/18/2020	<0.1					<0.1			
3/19/2020		0.074 (J)	0.12 (J)	<0.1			0.052 (J)		
3/20/2020									
3/23/2020					<0.1			<0.1	
3/24/2020									<0.1
3/25/2020									
5/22/2020									

ND substitution: RL or RL/2 if <15% NDs.

Prediction Limit

Constituent: Fluoride (mg/L) Analysis Run 4/2/2024 2:45 PM View: Appendix III

Plant Bowen Client: Southern Company Data: Bowen AP-1

	BGWA-2 (bg)	BGWC-9	BGWC-17	BGWC-12	BGWC-10	BGWC-8	BGWC-16	BGWC-20	BGWC-25
5/25/2020									
6/23/2020									
7/28/2020									
9/2/2020									
9/3/2020									
9/23/2020	<0.1					<0.1			
9/24/2020		0.091 (J)	0.12		<0.1		0.059 (J)		
9/25/2020				<0.1					
9/28/2020								<0.1	<0.1
10/1/2020									
11/10/2020									
12/15/2020									
1/20/2021									
1/28/2021									
2/16/2021	<0.1					<0.1			
2/17/2021		0.086 (J)							
2/18/2021			0.1		<0.1		0.064 (J)	<0.1	
2/19/2021				<0.1					
2/23/2021									<0.1
3/8/2021									
3/23/2021									
3/24/2021		0.075 (J)	0.11	<0.1		<0.1	0.053 (J)		
3/25/2021									
3/26/2021	<0.1								<0.1
3/29/2021								<0.1	
3/30/2021					<0.1				
4/1/2021									
7/19/2021									
7/20/2021									
8/16/2021	<0.1								
8/18/2021		0.073 (J)		<0.1	<0.1	<0.1	<0.1		
8/19/2021			0.097 (J)						<0.1
8/20/2021								<0.1	
8/23/2021									
8/25/2021									
11/1/2021									
2/9/2022	<0.1								
2/10/2022		0.071 (J)				<0.1			
2/11/2022			0.1	<0.1	<0.1		0.056 (J)		
2/14/2022									
2/15/2022									
2/16/2022								<0.1	<0.1
7/26/2022	0.066 (J)	0.11				0.067 (J)			
7/27/2022			0.13	0.081 (J)			0.091 (J)	0.062 (J)	0.051 (J)
7/28/2022					0.064 (J)				
8/1/2022									
8/2/2022									
8/3/2022									
10/21/2022									
1/24/2023	0.055 (J)								
1/26/2023		0.09 (J)	0.13	0.083 (J)		0.063 (J)	0.091 (J)		
1/27/2023					0.058 (J)				0.053 (J)

ND substitution: RL or RL/2 if <15% NDs.

Prediction Limit

Constituent: Fluoride (mg/L) Analysis Run 4/2/2024 2:45 PM View: Appendix III

Plant Bowen Client: Southern Company Data: Bowen AP-1

	BGWA-2 (bg)	BGWC-9	BGWC-17	BGWC-12	BGWC-10	BGWC-8	BGWC-16	BGWC-20	BGWC-25
1/30/2023								0.064 (J)	
1/31/2023									
2/1/2023									
2/2/2023									
2/7/2023									
8/15/2023									
8/16/2023				0.089 (J)		0.064 (J)			
8/17/2023		0.091 (J)	0.12		0.05 (J)		0.074 (J)		<0.1
8/18/2023								0.068 (J)	
8/21/2023	<0.1								
8/22/2023									
8/23/2023									
8/25/2023									
1/30/2024									
1/31/2024									
2/1/2024		0.074 (J)	0.12	0.071 (J)	0.051 (J)	0.051 (J)	0.072 (J)		
2/2/2024									
2/5/2024								0.056 (J)	<0.1
2/6/2024									
2/7/2024									
2/8/2024	<0.1								

ND substitution: RL or RL/2 if <15% NDs.

Prediction Limit

Constituent: Fluoride (mg/L) Analysis Run 4/2/2024 2:45 PM View: Appendix III

Plant Bowen Client: Southern Company Data: Bowen AP-1

	BGWC-19	BGWC-21	BGWC-18	BGWC-7	BGWC-22	BGWC-24	BGWC-23	BGWA-29 (bg)	BGWC-30
6/6/2016									
6/7/2016									
6/8/2016	<0.1	<0.1	0.1 (J)	0.19 (J)	0.43				
6/9/2016						<0.1	0.12 (J)		
8/9/2016									
8/10/2016									
8/11/2016				0.15 (J)					
8/12/2016	0.2 (J)		0.39						
8/15/2016									
8/16/2016									
8/18/2016		0.09 (J)			0.3 (J)	0.24 (J)	0.08 (J)		
8/22/2016								0.04 (J)	
10/3/2016									
10/4/2016								0.06 (J)	
10/5/2016									
10/6/2016				0.17 (J)					
10/7/2016	0.07 (J)		0.16 (J)						
10/10/2016		0.04 (J)			0.32	0.3	0.09 (J)		
11/29/2016									
12/1/2016								0.08 (J)	
12/2/2016									
12/5/2016									
12/6/2016			0.32	0.22 (J)					
12/7/2016	0.09 (J)					0.05 (J)	0.08 (J)		
12/8/2016		0.08 (J)			0.26 (J)				
1/10/2017								0.03 (J)	
1/23/2017									0.06 (J)
2/7/2017									0.09 (J)
2/13/2017									
2/14/2017								<0.1	
2/15/2017				0.18 (J)					
2/16/2017	0.6		0.38						
2/17/2017		0.08 (J)			0.39				
2/20/2017						0.65	0.09 (J)		
3/27/2017									0.09 (J)
4/13/2017									
4/14/2017								0.01 (J)	
4/17/2017									0.36
4/18/2017				0.11 (J)					
4/19/2017	0.09 (J)	0.04 (J)	0.08 (J)			0.21 (J)	0.03 (J)		
4/20/2017					0.34				
5/22/2017									0.05 (J)
5/25/2017								0.005 (J)	
5/26/2017									
5/30/2017									
6/1/2017	0.05 (J)	0.03 (J)	0.09 (J)						
6/2/2017				0.07 (J)					
6/5/2017					0.29 (J)	0.05 (J)	<0.1		0.32
7/7/2017									
7/10/2017								0.06 (J)	
7/11/2017									0.13 (J)
7/12/2017									

ND substitution: RL or RL/2 if <15% NDs.

Prediction Limit

Constituent: Fluoride (mg/L) Analysis Run 4/2/2024 2:45 PM View: Appendix III

Plant Bowen Client: Southern Company Data: Bowen AP-1

	BGWC-19	BGWC-21	BGWC-18	BGWC-7	BGWC-22	BGWC-24	BGWC-23	BGWA-29 (bg)	BGWC-30
7/13/2017									
7/14/2017	0.08 (J)		0.06 (J)	0.23 (J)					
7/17/2017						2.5	0.09 (J)		
7/18/2017		0.08 (J)							
7/19/2017					0.33				
8/23/2017									0.17 (J)
10/9/2017									
10/10/2017								<0.1	0.35
10/11/2017	0.11 (J)		0.14 (J)	0.1 (J)		1.8	0.09 (J)		
10/12/2017		0.12 (J)			0.31				
3/26/2018								<0.1	0.75
3/27/2018	<0.1		<0.1	<0.1					
3/28/2018		<0.1							
3/29/2018					0.58	2	<0.1		
6/12/2018								0.053 (J)	
6/13/2018				0.25 (J)		3.1	0.71		
6/14/2018		<0.1	0.095 (J)		0.15 (J)				
6/15/2018	0.07 (J)								0.51
10/16/2018								<0.1	
10/17/2018									
10/18/2018			0.054 (J)	0.047 (J)					
10/19/2018	0.17 (J)	<0.1							
10/22/2018					0.78	3.1	0.81		0.44
2/25/2019									
2/27/2019			<0.1					<0.1	
2/28/2019				0.23 (J)					
3/1/2019	0.14 (J)				0.34	1	0.38		0.24 (J)
4/1/2019								<0.1	
4/2/2019			0.044 (J)	0.22 (J)					0.68
4/3/2019	0.051 (J)	0.032 (J)			0.23 (J)	3	0.1 (J)		
4/4/2019									
5/2/2019					1.4				
9/23/2019								<0.1	
9/24/2019				0.12 (J)					
9/25/2019									
9/26/2019	<0.1		0.052 (J)						
9/27/2019					1		0.54		0.13 (J)
9/30/2019		0.066 (J)				1.2			
2/18/2020									
2/19/2020								<0.1	
2/20/2020									
2/21/2020				0.12 (J)					
2/24/2020	0.05 (J)		<0.1						
2/25/2020					0.24 (J)		0.066 (J)		
2/26/2020		<0.1				0.064 (J)			0.057 (J)
3/18/2020								<0.1	
3/19/2020				0.12 (J)					
3/20/2020	<0.1	<0.1	<0.1		0.23 (J)				
3/23/2020							0.056 (J)		0.054 (J)
3/24/2020									
3/25/2020						0.056 (J)			
5/22/2020									

ND substitution: RL or RL/2 if <15% NDs.

Prediction Limit

Constituent: Fluoride (mg/L) Analysis Run 4/2/2024 2:45 PM View: Appendix III

Plant Bowen Client: Southern Company Data: Bowen AP-1

	BGWC-19	BGWC-21	BGWC-18	BGWC-7	BGWC-22	BGWC-24	BGWC-23	BGWA-29 (bg)	BGWC-30
5/25/2020									
6/23/2020									
7/28/2020									
9/2/2020									
9/3/2020									
9/23/2020								<0.1	
9/24/2020		<0.1	0.058 (J)		0.24		0.062 (J)		
9/25/2020				0.11		0.054 (J)			<0.1
9/28/2020	<0.1								
10/1/2020									
11/10/2020									
12/15/2020									
1/20/2021									
1/28/2021									
2/16/2021								<0.1	
2/17/2021									
2/18/2021	<0.1		<0.1	0.13					
2/19/2021		<0.1			0.2	0.14	<0.1		
2/23/2021									
3/8/2021									<0.1
3/23/2021								<0.1	
3/24/2021			<0.1						
3/25/2021									<0.1
3/26/2021	0.053 (J)					0.095 (J)	0.054 (J)		
3/29/2021		<0.1			0.22				
3/30/2021				0.18					
4/1/2021									
7/19/2021					0.24	0.13	0.065 (J)		
7/20/2021									<0.1
8/16/2021								<0.1	
8/18/2021									
8/19/2021			<0.1	0.12					<0.1
8/20/2021	<0.1	<0.1							
8/23/2021					0.23	0.12	<0.1		
8/25/2021									
11/1/2021					0.25	0.15	0.068 (J)		0.055 (J)
2/9/2022									
2/10/2022								<0.1	
2/11/2022				0.12					
2/14/2022							<0.1		0.075 (J)
2/15/2022					0.24	<0.1			
2/16/2022	<0.1	<0.1	<0.1						
7/26/2022								0.058 (J)	
7/27/2022	0.071 (J)		0.081 (J)						
7/28/2022		<0.1		0.16					
8/1/2022							0.07 (J)		0.09 (J)
8/2/2022					0.19	0.097 (J)			
8/3/2022									
10/21/2022						0.14 (R)			
1/24/2023								0.052 (J)	
1/26/2023			0.056 (J)	0.15					
1/27/2023	0.077 (J)	<0.1							

ND substitution: RL or RL/2 if <15% NDs.

Prediction Limit

Constituent: Fluoride (mg/L) Analysis Run 4/2/2024 2:45 PM View: Appendix III

Plant Bowen Client: Southern Company Data: Bowen AP-1

	BGWC-19	BGWC-21	BGWC-18	BGWC-7	BGWC-22	BGWC-24	BGWC-23	BGWA-29 (bg)	BGWC-30
1/30/2023									
1/31/2023									
2/1/2023						0.18			0.092 (J)
2/2/2023							0.074 (J)		
2/7/2023					0.26				
8/15/2023									
8/16/2023								0.06 (J)	
8/17/2023			0.056 (J)	0.14					
8/18/2023	0.077 (J)								
8/21/2023									0.065 (J)
8/22/2023					0.23				
8/23/2023		<0.1					<0.1		
8/25/2023						0.15			
1/30/2024						0.13			
1/31/2024									
2/1/2024									
2/2/2024	0.069 (J)		<0.1	0.15					
2/5/2024		<0.1						<0.1	
2/6/2024									0.073 (J)
2/7/2024									
2/8/2024					0.19		0.059 (J)		

ND substitution: RL or RL/2 if <15% NDs.

Prediction Limit

Constituent: Fluoride (mg/L) Analysis Run 4/2/2024 2:45 PM View: Appendix III

Plant Bowen Client: Southern Company Data: Bowen AP-1

	BGWA-33 (bg)	BGWC-14A	BGWA-47D (bg)	BGWA-48D (bg)	BGWC-52	BGWC-51
6/6/2016						
6/7/2016						
6/8/2016						
6/9/2016						
8/9/2016						
8/10/2016						
8/11/2016						
8/12/2016						
8/15/2016						
8/16/2016						
8/18/2016						
8/22/2016						
10/3/2016						
10/4/2016						
10/5/2016						
10/6/2016						
10/7/2016						
10/10/2016						
11/29/2016						
12/1/2016						
12/2/2016						
12/5/2016						
12/6/2016						
12/7/2016						
12/8/2016						
1/10/2017						
1/23/2017						
2/7/2017						
2/13/2017						
2/14/2017						
2/15/2017						
2/16/2017						
2/17/2017						
2/20/2017						
3/27/2017						
4/13/2017						
4/14/2017						
4/17/2017						
4/18/2017						
4/19/2017						
4/20/2017						
5/22/2017						
5/25/2017						
5/26/2017						
5/30/2017						
6/1/2017						
6/2/2017						
6/5/2017						
7/7/2017						
7/10/2017						
7/11/2017						
7/12/2017						

Prediction Limit

Constituent: Fluoride (mg/L) Analysis Run 4/2/2024 2:45 PM View: Appendix III

Plant Bowen Client: Southern Company Data: Bowen AP-1

	BGWA-33 (bg)	BGWC-14A	BGWA-47D (bg)	BGWA-48D (bg)	BGWC-52	BGWC-51
7/13/2017						
7/14/2017						
7/17/2017						
7/18/2017						
7/19/2017						
8/23/2017						
10/9/2017						
10/10/2017						
10/11/2017						
10/12/2017						
3/26/2018						
3/27/2018						
3/28/2018						
3/29/2018						
6/12/2018						
6/13/2018						
6/14/2018						
6/15/2018						
10/16/2018						
10/17/2018						
10/18/2018						
10/19/2018						
10/22/2018						
2/25/2019						
2/27/2019						
2/28/2019						
3/1/2019						
4/1/2019						
4/2/2019						
4/3/2019	0.085 (J)					
4/4/2019						
5/2/2019						
9/23/2019						
9/24/2019						
9/25/2019						
9/26/2019						
9/27/2019	0.33					
9/30/2019						
2/18/2020						
2/19/2020						
2/20/2020						
2/21/2020	0.059 (J)					
2/24/2020						
2/25/2020						
2/26/2020						
3/18/2020						
3/19/2020						
3/20/2020	0.061 (J)					
3/23/2020						
3/24/2020						
3/25/2020						
5/22/2020		0.065 (J)	0.054 (J)			

Prediction Limit

Constituent: Fluoride (mg/L) Analysis Run 4/2/2024 2:45 PM View: Appendix III

Plant Bowen Client: Southern Company Data: Bowen AP-1

	BGWA-33 (bg)	BGWC-14A	BGWA-47D (bg)	BGWA-48D (bg)	BGWC-52	BGWC-51
5/25/2020				0.19 (J)		
6/23/2020		<0.1	<0.1	0.19		
7/28/2020		<0.1	<0.1	0.57		
9/2/2020		0.061 (J)	<0.1			
9/3/2020				0.11		
9/23/2020						
9/24/2020						
9/25/2020	0.068 (J)					
9/28/2020						
10/1/2020		<0.1	<0.1	0.063 (J)		
11/10/2020		<0.1	<0.1	<0.1		
12/15/2020		0.052	<0.1	<0.1		
1/20/2021		<0.1	<0.1	<0.1		
1/28/2021					0.1	0.17
2/16/2021						
2/17/2021			<0.1	<0.1		
2/18/2021		0.055 (J)				
2/19/2021	0.062 (J)					
2/23/2021					0.073 (J)	0.087 (J)
3/8/2021						
3/23/2021						
3/24/2021		<0.1				
3/25/2021			<0.1	<0.1		
3/26/2021						
3/29/2021						
3/30/2021					0.12	0.11
4/1/2021	0.06 (J)					
7/19/2021						
7/20/2021						
8/16/2021			<0.1	<0.1		
8/18/2021		<0.1				
8/19/2021						
8/20/2021						
8/23/2021					0.093 (J)	0.084 (J)
8/25/2021	0.088 (J)					
11/1/2021						
2/9/2022		<0.1	<0.1	0.065 (J)		
2/10/2022						
2/11/2022						
2/14/2022					0.1	0.13
2/15/2022						
2/16/2022	0.061 (J)					
7/26/2022		0.082 (J)	0.064 (J)	0.086 (J)		
7/27/2022						
7/28/2022					0.14	
8/1/2022						0.16
8/2/2022						
8/3/2022	0.079 (J)					
10/21/2022						
1/24/2023			0.05 (J)	0.076 (J)		
1/26/2023		0.084 (J)				
1/27/2023						

ND substitution: RL or RL/2 if <15% NDs.

Prediction Limit

Constituent: Fluoride (mg/L) Analysis Run 4/2/2024 2:45 PM View: Appendix III

Plant Bowen Client: Southern Company Data: Bowen AP-1

	BGWA-33 (bg)	BGWC-14A	BGWA-47D (bg)	BGWA-48D (bg)	BGWC-52	BGWC-51
1/30/2023						
1/31/2023					0.14	0.15
2/1/2023						
2/2/2023	0.077 (J)					
2/7/2023						
8/15/2023			0.06 (J)			
8/16/2023		0.076 (J)		0.075 (J)		
8/17/2023						
8/18/2023						
8/21/2023						0.14
8/22/2023					0.098 (J)	
8/23/2023	0.056 (J)					
8/25/2023						
1/30/2024						
1/31/2024			0.05 (J)	0.082 (J)		
2/1/2024		0.066 (J)				
2/2/2024						
2/5/2024					0.085 (J)	0.13
2/6/2024						
2/7/2024	0.054 (J)					
2/8/2024						

Prediction Limit

Constituent: pH (s.u.) Analysis Run 4/2/2024 2:45 PM View: Appendix III

Plant Bowen Client: Southern Company Data: Bowen AP-1

	BGWA-2 (bg)	BGWC-9	BGWC-12	BGWC-17	BGWC-10	BGWC-8	BGWC-16	BGWC-20	BGWC-25
6/6/2016	7.69	7.46							
6/7/2016			7.56	7.41	7.49	7.55	6.99		
6/8/2016								7.45	7.95
6/9/2016									
8/9/2016	7.72								
8/10/2016						7.66			
8/11/2016		7.51		7.39			6.93		
8/12/2016			7.47					7.18	
8/15/2016					7.51				7.66
8/18/2016									
8/22/2016									
10/3/2016	7.74								
10/4/2016									
10/5/2016		7.37				7.37			
10/6/2016			7.26		7.58				
10/7/2016				7.33			6.79		
10/10/2016								6.66	7.26
11/29/2016	7.74								
12/1/2016									
12/2/2016						7.67			
12/5/2016		7.42	7.58						
12/6/2016				7.4	7.44		6.95		
12/7/2016								7.46	
12/8/2016									7.55
1/10/2017									
1/23/2017									
2/7/2017									
2/13/2017	7.63								
2/14/2017						7.54			
2/15/2017		7.32	7.32						
2/16/2017				7.21	7.21		6.8		
2/17/2017								7.17	
2/20/2017									7.45
3/27/2017									
4/13/2017	7.57								
4/14/2017						7.63			
4/17/2017		7.23							
4/18/2017			7.31		7.39		6.9		
4/19/2017				7.06				7.01	
4/20/2017									7.58
5/22/2017									
5/25/2017	7.84								
5/26/2017		7.29				7.76			
5/30/2017				7.51			6.99		
6/1/2017								7.18	7.65
6/2/2017			7.36		7.38				
6/5/2017									
7/7/2017	7.82								
7/10/2017						7.7			
7/11/2017		7.34							
7/12/2017					7.37				
7/13/2017			7.24						

Prediction Limit

Constituent: pH (s.u.) Analysis Run 4/2/2024 2:45 PM View: Appendix III

Plant Bowen Client: Southern Company Data: Bowen AP-1

	BGWA-2 (bg)	BGWC-9	BGWC-12	BGWC-17	BGWC-10	BGWC-8	BGWC-16	BGWC-20	BGWC-25
7/14/2017				7.39			6.93		
7/17/2017									7.73
7/18/2017								7.2	
7/19/2017									
8/23/2017									
10/9/2017	7.8								
10/10/2017		7.28	7.46			7.72			
10/11/2017				7.3	7.37		6.78	7.1	7.5
10/12/2017									
3/26/2018	7.74					7.71			
3/27/2018		7.38		7.28	7.51		6.81		
3/28/2018			7.22					7.19	7.39
3/29/2018									
6/12/2018	7.88	7.51				7.71	7.01		
6/13/2018								7.24	
6/14/2018			7.35	7.22	7.48				7.35
6/15/2018									
10/16/2018	7.73					7.74			
10/17/2018		7.34	7.4	7.37					
10/18/2018					7.2		6.7		
10/19/2018									
10/22/2018								6.93	7.25
2/25/2019	7.78					7.75	6.74		
2/27/2019				7.38				7.26	
2/28/2019			7.28		7.55				
3/1/2019									7.5
4/1/2019	7.7	7.03	7.23			7.57			
4/2/2019				7.22	7.54		6.75		
4/3/2019								7.14	
4/4/2019									7.38
5/2/2019	7.71								
9/23/2019	7.58								
9/24/2019		7.14				7.53			
9/25/2019			7.1		7.37				
9/26/2019				7.32			6.7	7.1	
9/27/2019									
9/30/2019									7.36
2/18/2020	7.67								
2/19/2020						7.68			
2/20/2020		7.37			7.46		6.48		
2/21/2020									
2/24/2020			7.28	7.16				7.17	
2/25/2020									
2/26/2020									7.3
3/18/2020	7.65					7.73			
3/19/2020		7.35	7.18	7.14			6.6		
3/20/2020									
3/23/2020					7.51			7.14	
3/24/2020									7.36
3/25/2020									
5/22/2020									
5/25/2020									

Prediction Limit

Constituent: pH (s.u.) Analysis Run 4/2/2024 2:45 PM View: Appendix III

Plant Bowen Client: Southern Company Data: Bowen AP-1

	BGWA-2 (bg)	BGWC-9	BGWC-12	BGWC-17	BGWC-10	BGWC-8	BGWC-16	BGWC-20	BGWC-25
6/23/2020									
7/28/2020									
9/2/2020									
9/3/2020									
9/23/2020	7.32					7.67			
9/24/2020		7.34		7.2	7.54		6.66		
9/25/2020			7.1						
9/28/2020								7.26	7.35
10/1/2020									
11/10/2020									
12/15/2020									
1/20/2021									
1/28/2021									
2/16/2021	7.75					7.69			
2/17/2021		7.43							
2/18/2021				7.33	7.54		6.66	7.35	
2/19/2021			7						
2/23/2021									7.44
3/8/2021									
3/23/2021									
3/24/2021		7.26	7.04	7.27		7.66	6.7		
3/25/2021									
3/26/2021	7.63								7.36
3/29/2021								7.24	
3/30/2021					7.41				
4/1/2021									
7/19/2021									
7/20/2021									
8/16/2021	7.46								
8/18/2021		7.49	7.09		7.34	7.7	6.66		
8/19/2021				6.94					7.15
8/20/2021								7.07	
8/23/2021									
8/25/2021									
11/1/2021									
2/9/2022	7.36								
2/10/2022		7.28				7.59			
2/11/2022			7.18	7.27	7.58		6.57		
2/14/2022									
2/15/2022									
2/16/2022								7.31	7.3
7/26/2022	7.45	7.33				7.63			
7/27/2022			6.85	7.29			6.49	7.18	7.22
7/28/2022					7.63				
8/1/2022									
8/2/2022									
8/3/2022									
10/21/2022									
1/24/2023	7.32								
1/26/2023		7.04	6.68	7.21		7.34	6.56		
1/27/2023					7.02				7.14
1/30/2023								7.18	

Prediction Limit

Constituent: pH (s.u.) Analysis Run 4/2/2024 2:45 PM View: Appendix III

Plant Bowen Client: Southern Company Data: Bowen AP-1

	BGWA-2 (bg)	BGWC-9	BGWC-12	BGWC-17	BGWC-10	BGWC-8	BGWC-16	BGWC-20	BGWC-25
1/31/2023									
2/1/2023									
2/2/2023									
2/7/2023									
5/10/2023									
8/15/2023									
8/16/2023			6.7			7.36			
8/17/2023		6.79		6.9	7.18		6.22		6.97
8/18/2023								6.84	
8/21/2023	7.18								
8/22/2023									
8/23/2023									
8/25/2023									
1/30/2024									
1/31/2024									
2/1/2024		7.01	6.46	6.87	7.23	6.98	6.51		
2/2/2024									
2/5/2024								7.25	7.2
2/6/2024									
2/7/2024									
2/8/2024	7.01								

Prediction Limit

Constituent: pH (s.u.) Analysis Run 4/2/2024 2:45 PM View: Appendix III

Plant Bowen Client: Southern Company Data: Bowen AP-1

	BGWC-19	BGWC-21	BGWC-18	BGWC-7	BGWC-22	BGWC-24	BGWC-23	BGWA-29 (bg)	BGWC-30
6/6/2016									
6/7/2016									
6/8/2016	6.58	7.88	6.93	7	7.1				
6/9/2016						6.83	7.3		
8/9/2016									
8/10/2016				7.02					
8/11/2016									
8/12/2016	6.59		6.98						
8/15/2016									
8/18/2016		7.86			7.1	6.88	7.27		
8/22/2016								7.91	
10/3/2016									
10/4/2016								7.81	
10/5/2016				6.96					
10/6/2016									
10/7/2016	6.77		6.91						
10/10/2016		7.96			6.77	6.95	7.35		
11/29/2016									
12/1/2016								8.06	
12/2/2016									
12/5/2016				7.16					
12/6/2016			7.06						
12/7/2016	6.63					6.91	7.23		
12/8/2016		7.82			6.94				
1/10/2017								7.97	
1/23/2017									7.39
2/7/2017									7.35
2/13/2017									
2/14/2017								7.89	
2/15/2017				7.05					
2/16/2017	6.55		6.62						
2/17/2017		7.56			7.02				
2/20/2017						6.71	7.17		
3/27/2017									7.46
4/13/2017									
4/14/2017								7.86	
4/17/2017				7.17					7.19
4/18/2017									
4/19/2017	6.5	7.42	6.75			6.76	7.22		
4/20/2017					6.95				
5/22/2017									7.4
5/25/2017								8.11	
5/26/2017									
5/30/2017									
6/1/2017	6.27	7.61	6.18	7.17					
6/2/2017									
6/5/2017					7.07	6.87	7.31		7.69
7/7/2017									
7/10/2017								8.12	
7/11/2017									7.29
7/12/2017									
7/13/2017				7.11					

Prediction Limit

Constituent: pH (s.u.) Analysis Run 4/2/2024 2:45 PM View: Appendix III

Plant Bowen Client: Southern Company Data: Bowen AP-1

	BGWC-19	BGWC-21	BGWC-18	BGWC-7	BGWC-22	BGWC-24	BGWC-23	BGWA-29 (bg)	BGWC-30
7/14/2017	6.56		6.68						
7/17/2017						6.65	7.3		
7/18/2017		7.77							
7/19/2017					6.97				
8/23/2017									7.37
10/9/2017									
10/10/2017								8.13	7.34
10/11/2017	6.56		7	7.19		6.6	7.05		
10/12/2017		7.65			6.95				
3/26/2018				7				7.98	7.33
3/27/2018	6.52		6.41						
3/28/2018		7.69							
3/29/2018					6.96	6.7	7.06		
6/12/2018				7				8.09	
6/13/2018						6.58	7.19		
6/14/2018		7.7	6.61		6.92				
6/15/2018	6.5								7.35
10/16/2018								7.64	
10/17/2018									
10/18/2018			6.67	6.84					
10/19/2018	6.38	7.57							
10/22/2018					6.81	6.61	7.11		7.35
2/25/2019									
2/27/2019			6.58	7.05				8	
2/28/2019									
3/1/2019	6.7				6.9	6.57	7.16		7.32
4/1/2019				6.99				7.85	
4/2/2019			6.48						7.22
4/3/2019	6.58	7.69			6.77	6.57	7		
4/4/2019									
5/2/2019					6.92				
9/23/2019								7.98	
9/24/2019				6.92					
9/25/2019									
9/26/2019	6.55		6.99						
9/27/2019					6.79		7.02		
9/30/2019		7.7				6.58			7.2
2/18/2020									
2/19/2020								8.01	
2/20/2020									
2/21/2020				7.12					
2/24/2020	6.54		6.77						
2/25/2020					6.72		7.05		
2/26/2020		7.55				6.6			7.28
3/18/2020								8.12	
3/19/2020				7.1					
3/20/2020	6.56	7.69	6.35		6.75				
3/23/2020							6.93		7.28
3/24/2020									
3/25/2020						6.58			
5/22/2020									
5/25/2020									

Prediction Limit

Constituent: pH (s.u.) Analysis Run 4/2/2024 2:45 PM View: Appendix III

Plant Bowen Client: Southern Company Data: Bowen AP-1

	BGWC-19	BGWC-21	BGWC-18	BGWC-7	BGWC-22	BGWC-24	BGWC-23	BGWA-29 (bg)	BGWC-30
6/23/2020									
7/28/2020									
9/2/2020									
9/3/2020									
9/23/2020								8.08	
9/24/2020		7.78	7.05		6.82		7.09		
9/25/2020				7.01		6.56			7.34
9/28/2020	6.45								
10/1/2020									
11/10/2020									
12/15/2020									
1/20/2021									
1/28/2021									
2/16/2021								8	
2/17/2021									
2/18/2021	6.66		6.48	6.88					
2/19/2021		7.64			6.9	6.66	7.05		
2/23/2021									
3/8/2021									7.44
3/23/2021								8	
3/24/2021			6.48						
3/25/2021									7.21
3/26/2021	6.61					6.54	6.91		
3/29/2021		7.75			6.71				
3/30/2021				7.05					
4/1/2021									
7/19/2021					6.67	6.53	6.98		
7/20/2021									7.28
8/16/2021								7.6	
8/18/2021									
8/19/2021			6.15	6.89					7.2
8/20/2021	6.33	7.8							
8/23/2021					6.59	6.44	6.73		
8/25/2021									
11/1/2021					6.8	6.75	6.94		7.3
2/9/2022									
2/10/2022								8.09	
2/11/2022				7.05					
2/14/2022							7.15		7.29
2/15/2022					6.89	6.66			
2/16/2022	6.57	7.9	6.37						
7/26/2022								7.92	
7/27/2022	6.55		7.02						
7/28/2022		7.85		6.96					
8/1/2022							7		7.21
8/2/2022					6.73	6.73			
8/3/2022									
10/21/2022						6.3			
1/24/2023								7.77	
1/26/2023			6.2	6.63					
1/27/2023	6.61	7.76							
1/30/2023									

Prediction Limit

Constituent: pH (s.u.) Analysis Run 4/2/2024 2:45 PM View: Appendix III

Plant Bowen Client: Southern Company Data: Bowen AP-1

	BGWC-19	BGWC-21	BGWC-18	BGWC-7	BGWC-22	BGWC-24	BGWC-23	BGWA-29 (bg)	BGWC-30
1/31/2023									
2/1/2023						6.68			7.15
2/2/2023							6.8		
2/7/2023					6.44				
5/10/2023							6.74 (R)		
8/15/2023									
8/16/2023								7.3	
8/17/2023			6.23	6.79					
8/18/2023	6.43								
8/21/2023									7
8/22/2023					6.4				
8/23/2023		6.96					6.69		
8/25/2023						6.36			
1/30/2024						6.26			
1/31/2024									
2/1/2024									
2/2/2024	6.29		5.77	6.89					
2/5/2024		6.9						7.62	
2/6/2024									6.75
2/7/2024									
2/8/2024					6.44		6.56		

Prediction Limit

Constituent: pH (s.u.) Analysis Run 4/2/2024 2:45 PM View: Appendix III

Plant Bowen Client: Southern Company Data: Bowen AP-1

	BGWA-33 (bg)	BGWA-47D (bg)	BGWC-14A	BGWA-48D (bg)	BGWC-51	BGWC-52
6/6/2016						
6/7/2016						
6/8/2016						
6/9/2016						
8/9/2016						
8/10/2016						
8/11/2016						
8/12/2016						
8/15/2016						
8/18/2016						
8/22/2016						
10/3/2016						
10/4/2016						
10/5/2016						
10/6/2016						
10/7/2016						
10/10/2016						
11/29/2016						
12/1/2016						
12/2/2016						
12/5/2016						
12/6/2016						
12/7/2016						
12/8/2016						
1/10/2017						
1/23/2017						
2/7/2017						
2/13/2017						
2/14/2017						
2/15/2017						
2/16/2017						
2/17/2017						
2/20/2017						
3/27/2017						
4/13/2017						
4/14/2017						
4/17/2017						
4/18/2017						
4/19/2017						
4/20/2017						
5/22/2017						
5/25/2017						
5/26/2017						
5/30/2017						
6/1/2017						
6/2/2017						
6/5/2017						
7/7/2017						
7/10/2017						
7/11/2017						
7/12/2017						
7/13/2017						

Prediction Limit

Constituent: pH (s.u.) Analysis Run 4/2/2024 2:45 PM View: Appendix III

Plant Bowen Client: Southern Company Data: Bowen AP-1

	BGWA-33 (bg)	BGWA-47D (bg)	BGWC-14A	BGWA-48D (bg)	BGWC-51	BGWC-52
7/14/2017						
7/17/2017						
7/18/2017						
7/19/2017						
8/23/2017						
10/9/2017						
10/10/2017						
10/11/2017						
10/12/2017						
3/26/2018						
3/27/2018						
3/28/2018						
3/29/2018						
6/12/2018						
6/13/2018						
6/14/2018						
6/15/2018						
10/16/2018						
10/17/2018						
10/18/2018						
10/19/2018						
10/22/2018						
2/25/2019						
2/27/2019						
2/28/2019						
3/1/2019						
4/1/2019						
4/2/2019	7.67					
4/3/2019						
4/4/2019						
5/2/2019						
9/23/2019						
9/24/2019						
9/25/2019						
9/26/2019						
9/27/2019	7.75					
9/30/2019						
2/18/2020						
2/19/2020						
2/20/2020						
2/21/2020	7.54					
2/24/2020						
2/25/2020						
2/26/2020						
3/18/2020						
3/19/2020						
3/20/2020	7.53					
3/23/2020						
3/24/2020						
3/25/2020						
5/22/2020		7.15	7.2			
5/25/2020				7.45		

Prediction Limit

Constituent: pH (s.u.) Analysis Run 4/2/2024 2:45 PM View: Appendix III

Plant Bowen Client: Southern Company Data: Bowen AP-1

	BGWA-33 (bg)	BGWA-47D (bg)	BGWC-14A	BGWA-48D (bg)	BGWC-51	BGWC-52
6/23/2020		7 (D)	7.41 (D)	7.46 (D)		
7/28/2020		6.98	6.98	7.79		
9/2/2020		6.95	6.97			
9/3/2020				7.35		
9/23/2020						
9/24/2020						
9/25/2020	7.62					
9/28/2020	7.02					
10/1/2020		6.94	7.08	7.41		
11/10/2020		6.89	7	7.17		
12/15/2020		7.04	7.02	7.37		
1/20/2021		6.83	7.12	7.31		
1/28/2021					6.81	7.01
2/16/2021						
2/17/2021		6.89		7.21		
2/18/2021			7.14			
2/19/2021	7.73					
2/23/2021					6.71	6.95
3/8/2021						
3/23/2021						
3/24/2021			7.04			
3/25/2021		6.94		7.22		
3/26/2021						
3/29/2021						
3/30/2021					6.64	6.82
4/1/2021	7.75					
7/19/2021						
7/20/2021						
8/16/2021		6.8		7.13		
8/18/2021			6.86			
8/19/2021						
8/20/2021						
8/23/2021					6.61	6.84
8/25/2021	7.52					
11/1/2021						
2/9/2022		6.86	7.01	7.16		
2/10/2022						
2/11/2022						
2/14/2022					7.11	7.57
2/15/2022						
2/16/2022	7.2					
7/26/2022		6.75	6.78	7.37		
7/27/2022						
7/28/2022						7.62
8/1/2022					6.96	
8/2/2022						
8/3/2022	6.89					
10/21/2022						
1/24/2023		6.72		7.32		
1/26/2023			6.91			
1/27/2023						
1/30/2023						

Prediction Limit

Constituent: pH (s.u.) Analysis Run 4/2/2024 2:45 PM View: Appendix III

Plant Bowen Client: Southern Company Data: Bowen AP-1

	BGWA-33 (bg)	BGWA-47D (bg)	BGWC-14A	BGWA-48D (bg)	BGWC-51	BGWC-52
1/31/2023					6.87	7.56
2/1/2023						
2/2/2023	6.7					
2/7/2023						
5/10/2023						
8/15/2023		6.62				
8/16/2023			6.56	6.94		
8/17/2023						
8/18/2023						
8/21/2023					6.79	
8/22/2023						7.13
8/23/2023	6.44					
8/25/2023						
1/30/2024						
1/31/2024		6.69		7.38		
2/1/2024			6.85			
2/2/2024						
2/5/2024					6.93	7.21
2/6/2024						
2/7/2024	6.57					
2/8/2024						

Prediction Limit

Constituent: Sulfate (mg/L) Analysis Run 4/2/2024 2:45 PM View: Appendix III

Plant Bowen Client: Southern Company Data: Bowen AP-1

	BGWA-2 (bg)	BGWC-9	BGWC-17	BGWC-12	BGWC-10	BGWC-8	BGWC-16	BGWC-18	BGWC-21
6/6/2016	8	100							
6/7/2016			120	190	99	26	240		
6/8/2016								120	75
6/9/2016									
8/9/2016	6.5								
8/10/2016						29			
8/11/2016		110	110				250		
8/12/2016				180				81	
8/15/2016									
8/16/2016					110				
8/18/2016									66
8/22/2016									
10/3/2016	5.7								
10/4/2016						40			
10/5/2016		120							
10/6/2016				200					
10/7/2016			150		110		260	140	
10/10/2016									57
11/29/2016	5.2								
12/1/2016									
12/2/2016						37			
12/5/2016		130		130					
12/6/2016			130		110		280	160	
12/7/2016									
12/8/2016									68
1/10/2017									
1/23/2017									
2/7/2017									
2/13/2017	6.4								
2/14/2017						45			
2/15/2017		120		190					
2/16/2017			120		110		380	92	
2/17/2017									57
2/20/2017									
3/27/2017									
4/13/2017	4.9								
4/14/2017						27			
4/17/2017		110							
4/18/2017				220	110		290		
4/19/2017			110					80	52
4/20/2017									
5/22/2017									
5/25/2017	5.7								
5/26/2017		110				34			
5/30/2017			110				260		
6/1/2017								73	55
6/2/2017				250	110				
6/5/2017									
7/7/2017	6.3								
7/10/2017						28			
7/11/2017		110							
7/12/2017					110				

Prediction Limit

Constituent: Sulfate (mg/L) Analysis Run 4/2/2024 2:45 PM View: Appendix III

Plant Bowen Client: Southern Company Data: Bowen AP-1

	BGWA-2 (bg)	BGWC-9	BGWC-17	BGWC-12	BGWC-10	BGWC-8	BGWC-16	BGWC-18	BGWC-21
7/13/2017				250					
7/14/2017			110				260	78	
7/17/2017									
7/18/2017									50
7/19/2017									
8/23/2017									
10/9/2017	6.1								
10/10/2017		110		210		30			
10/11/2017			120		110		270	83	
10/12/2017									48
6/12/2018	8.3	80.6				35.2	246		
6/13/2018									
6/14/2018			106	275	110			74.6	48.1
6/15/2018									
10/16/2018	8.9					53			
10/17/2018		117	118	336					
10/18/2018					122		276	89.3	
10/19/2018									57.2
10/22/2018									
4/1/2019	10.8	81.4		239		30.5			
4/2/2019			86.9		105		272	70.1	
4/3/2019									61.9
4/4/2019									
5/2/2019	11.2								
9/23/2019	9								
9/24/2019		89				36.5			
9/25/2019				205	93.7				
9/26/2019			219				288	114	
9/27/2019									
9/30/2019									54.5
2/19/2020									
2/21/2020									
2/25/2020									
2/26/2020									
3/18/2020	11.7					34.3			
3/19/2020		74.3	90.5	255			311		
3/20/2020								75.9	57.8
3/23/2020					95.6				
3/24/2020									
3/25/2020									
5/22/2020									
5/25/2020									
6/23/2020									
7/28/2020									
9/2/2020									
9/3/2020									
9/23/2020	12.9					33.5			
9/24/2020		84.8	156		98.6		338	69.9	57.8
9/25/2020				320					
9/28/2020									
10/1/2020									
11/10/2020									

Prediction Limit

Constituent: Sulfate (mg/L) Analysis Run 4/2/2024 2:45 PM View: Appendix III

Plant Bowen Client: Southern Company Data: Bowen AP-1

	BGWA-2 (bg)	BGWC-9	BGWC-17	BGWC-12	BGWC-10	BGWC-8	BGWC-16	BGWC-18	BGWC-21
12/15/2020									
1/20/2021									
1/28/2021									
2/23/2021									
3/23/2021									
3/24/2021		70.5	93.7	301		24.2	317	67.3	
3/25/2021									
3/26/2021	12.8								
3/29/2021									55.2
3/30/2021					104				
4/1/2021									
7/19/2021									
7/20/2021									
8/16/2021	12.7								
8/18/2021		71.7		326	97.9	34	297		
8/19/2021			91.7					56.4	
8/20/2021									54.6
8/23/2021									
8/25/2021									
11/1/2021									
2/9/2022	13.5								
2/10/2022		70				27.2			
2/11/2022			88.7	343	86.1		358		
2/14/2022									
2/15/2022									
2/16/2022								61.5	48.7
7/26/2022	13.2	88				31.6			
7/27/2022			118	419			496	55.5	
7/28/2022					105				55.3
8/1/2022									
8/2/2022									
8/3/2022									
10/21/2022									
1/24/2023	12.5								
1/26/2023		63.6	110	463		24.3	490	58.3	
1/27/2023					97.3				55.3
1/30/2023									
1/31/2023									
2/1/2023									
2/2/2023									
2/7/2023									
8/15/2023									
8/16/2023				398		21			
8/17/2023		87.3	116		95		453	60.8	
8/18/2023									
8/21/2023	14.4								
8/22/2023									
8/23/2023									46.4
8/25/2023									
1/30/2024									
1/31/2024									
2/1/2024		78	132	495	96.9	21.4	551		

Prediction Limit

Constituent: Sulfate (mg/L) Analysis Run 4/2/2024 2:45 PM View: Appendix III

Plant Bowen Client: Southern Company Data: Bowen AP-1

	BGWA-2 (bg)	BGWC-9	BGWC-17	BGWC-12	BGWC-10	BGWC-8	BGWC-16	BGWC-18	BGWC-21
2/2/2024								57.9	
2/5/2024									50.7
2/6/2024									
2/7/2024									
2/8/2024	13.8								

Prediction Limit

Constituent: Sulfate (mg/L) Analysis Run 4/2/2024 2:45 PM View: Appendix III

Plant Bowen Client: Southern Company Data: Bowen AP-1

	BGWC-22	BGWC-19	BGWC-25	BGWC-20	BGWC-7	BGWC-23	BGWC-24	BGWA-29 (bg)	BGWC-30
6/6/2016									
6/7/2016									
6/8/2016	660	110	10	530	410				
6/9/2016						510	730		
8/9/2016									
8/10/2016									
8/11/2016					460				
8/12/2016		110		530					
8/15/2016			10						
8/16/2016									
8/18/2016	730					480	580		
8/22/2016								4.2	
10/3/2016									
10/4/2016								6.4	
10/5/2016									
10/6/2016					440				
10/7/2016		150							
10/10/2016	650		10	600		460	520		
11/29/2016									
12/1/2016								7.8	
12/2/2016									
12/5/2016									
12/6/2016					470				
12/7/2016		97		580		490	370		
12/8/2016	660		13						
1/10/2017								4.5	
1/23/2017									410
2/7/2017									410
2/13/2017									
2/14/2017								5.1	
2/15/2017					510				
2/16/2017		130							
2/17/2017	740			710					
2/20/2017			24			520	610		
3/27/2017									410
4/13/2017									
4/14/2017								4.4	
4/17/2017									400
4/18/2017					450				
4/19/2017		140		610		490	600		
4/20/2017	990		26						
5/22/2017									460
5/25/2017								4.2	
5/26/2017									
5/30/2017									
6/1/2017		70	29	550					
6/2/2017					470				
6/5/2017	700					480	700		440
7/7/2017									
7/10/2017								3.5	
7/11/2017									420
7/12/2017									

Prediction Limit

Constituent: Sulfate (mg/L) Analysis Run 4/2/2024 2:45 PM View: Appendix III

Plant Bowen Client: Southern Company Data: Bowen AP-1

	BGWC-22	BGWC-19	BGWC-25	BGWC-20	BGWC-7	BGWC-23	BGWC-24	BGWA-29 (bg)	BGWC-30
7/13/2017									
7/14/2017		110			230				
7/17/2017			25			510	670		
7/18/2017				590					
7/19/2017	720								
8/23/2017									390
10/9/2017									
10/10/2017								3.3	420
10/11/2017		93	12	550	480	510	510		
10/12/2017	780								
6/12/2018								6.8	
6/13/2018				541	419	586	689		
6/14/2018	738		10						
6/15/2018		78.3							174
10/16/2018								7.6	
10/17/2018									
10/18/2018					438				
10/19/2018		114							
10/22/2018	846		8.1	604		590	723		204
4/1/2019								5.2	
4/2/2019					334				153
4/3/2019	720	90.6		593		603	648		
4/4/2019			11.4						
5/2/2019	827								
9/23/2019								6.6	
9/24/2019					266				
9/25/2019									
9/26/2019		130		498					
9/27/2019	905					721			51.7
9/30/2019			10.7				758		
2/19/2020								1.6	
2/21/2020									
2/25/2020	472								
2/26/2020									42.6
3/18/2020								3.7	
3/19/2020					287				
3/20/2020	610	76.9							
3/23/2020				494		612			55.7
3/24/2020			18.8						
3/25/2020							603		
5/22/2020									
5/25/2020									
6/23/2020									
7/28/2020									
9/2/2020									
9/3/2020									
9/23/2020								5.3	
9/24/2020	864					676			
9/25/2020					298		613		53.6
9/28/2020		70.3	8.8	578					
10/1/2020									
11/10/2020									

Prediction Limit

Constituent: Sulfate (mg/L) Analysis Run 4/2/2024 2:45 PM View: Appendix III

Plant Bowen Client: Southern Company Data: Bowen AP-1

	BGWC-22	BGWC-19	BGWC-25	BGWC-20	BGWC-7	BGWC-23	BGWC-24	BGWA-29 (bg)	BGWC-30
12/15/2020									
1/20/2021									
1/28/2021									
2/23/2021									
3/23/2021								4.6	
3/24/2021									
3/25/2021									28.1
3/26/2021		66.8	21.3			679	515		
3/29/2021	772			504					
3/30/2021					290				
4/1/2021									
7/19/2021	506					335	194		
7/20/2021									37.2
8/16/2021								4.8	
8/18/2021									
8/19/2021			10.2		237				58.2
8/20/2021		47.5		550					
8/23/2021	848					628	527		
8/25/2021									
11/1/2021	690					410	225		65.5
2/9/2022									
2/10/2022								1.9	
2/11/2022					225				
2/14/2022						622			74.4
2/15/2022	789						473		
2/16/2022		79.6	13.7	555					
7/26/2022								3.6	
7/27/2022		82.7	12.6	617					
7/28/2022					268				
8/1/2022						528			63.3
8/2/2022	762						52.8		
8/3/2022									
10/21/2022							389 (R)		
1/24/2023								1.4	
1/26/2023					253				
1/27/2023		38.2	24.1						
1/30/2023				622					
1/31/2023									
2/1/2023							395		75.5
2/2/2023						514			
2/7/2023	707								
8/15/2023									
8/16/2023								3.8	
8/17/2023			20.2		207				
8/18/2023		66		612					
8/21/2023									54
8/22/2023	748								
8/23/2023						320			
8/25/2023							337		
1/30/2024							324		
1/31/2024									
2/1/2024									

Prediction Limit

Constituent: Sulfate (mg/L) Analysis Run 4/2/2024 2:45 PM View: Appendix III

Plant Bowen Client: Southern Company Data: Bowen AP-1

	BGWC-22	BGWC-19	BGWC-25	BGWC-20	BGWC-7	BGWC-23	BGWC-24	BGWA-29 (bg)	BGWC-30
2/2/2024		48.2			181				
2/5/2024			34.6	649				1.3	
2/6/2024									64.2
2/7/2024									
2/8/2024	549					368			

Prediction Limit

Constituent: Sulfate (mg/L) Analysis Run 4/2/2024 2:45 PM View: Appendix III

Plant Bowen Client: Southern Company Data: Bowen AP-1

	BGWA-33 (bg)	BGWC-14A	BGWA-47D (bg)	BGWA-48D (bg)	BGWC-51	BGWC-52
6/6/2016						
6/7/2016						
6/8/2016						
6/9/2016						
8/9/2016						
8/10/2016						
8/11/2016						
8/12/2016						
8/15/2016						
8/16/2016						
8/18/2016						
8/22/2016						
10/3/2016						
10/4/2016						
10/5/2016						
10/6/2016						
10/7/2016						
10/10/2016						
11/29/2016						
12/1/2016						
12/2/2016						
12/5/2016						
12/6/2016						
12/7/2016						
12/8/2016						
1/10/2017						
1/23/2017						
2/7/2017						
2/13/2017						
2/14/2017						
2/15/2017						
2/16/2017						
2/17/2017						
2/20/2017						
3/27/2017						
4/13/2017						
4/14/2017						
4/17/2017						
4/18/2017						
4/19/2017						
4/20/2017						
5/22/2017						
5/25/2017						
5/26/2017						
5/30/2017						
6/1/2017						
6/2/2017						
6/5/2017						
7/7/2017						
7/10/2017						
7/11/2017						
7/12/2017						

Prediction Limit

Constituent: Sulfate (mg/L) Analysis Run 4/2/2024 2:45 PM View: Appendix III

Plant Bowen Client: Southern Company Data: Bowen AP-1

	BGWA-33 (bg)	BGWC-14A	BGWA-47D (bg)	BGWA-48D (bg)	BGWC-51	BGWC-52
7/13/2017						
7/14/2017						
7/17/2017						
7/18/2017						
7/19/2017						
8/23/2017						
10/9/2017						
10/10/2017						
10/11/2017						
10/12/2017						
6/12/2018						
6/13/2018						
6/14/2018						
6/15/2018						
10/16/2018						
10/17/2018						
10/18/2018						
10/19/2018						
10/22/2018						
4/1/2019						
4/2/2019						
4/3/2019	26.2					
4/4/2019						
5/2/2019						
9/23/2019						
9/24/2019						
9/25/2019						
9/26/2019						
9/27/2019	200 (o)					
9/30/2019						
2/19/2020						
2/21/2020	23.5					
2/25/2020						
2/26/2020						
3/18/2020						
3/19/2020						
3/20/2020	26.1					
3/23/2020						
3/24/2020						
3/25/2020						
5/22/2020		92.6	53.5			
5/25/2020				43.3		
6/23/2020		88.7	64.5	59.7		
7/28/2020		300	65.7	15.8		
9/2/2020		360	70.2			
9/3/2020				24.4		
9/23/2020						
9/24/2020						
9/25/2020	22.6					
9/28/2020						
10/1/2020		382	70.2	26.6		
11/10/2020		354	68.9	24.1		

Prediction Limit

Constituent: Sulfate (mg/L) Analysis Run 4/2/2024 2:45 PM View: Appendix III

Plant Bowen Client: Southern Company Data: Bowen AP-1

	BGWA-33 (bg)	BGWC-14A	BGWA-47D (bg)	BGWA-48D (bg)	BGWC-51	BGWC-52
12/15/2020		406	78	28.3		
1/20/2021		299	73.4	26.1		
1/28/2021					562	308
2/23/2021					536	320
3/23/2021						
3/24/2021		115				
3/25/2021			74.5	22		
3/26/2021						
3/29/2021						
3/30/2021					636	347
4/1/2021	24.6					
7/19/2021						
7/20/2021						
8/16/2021			74.5	6.7		
8/18/2021		375				
8/19/2021						
8/20/2021						
8/23/2021					545	277
8/25/2021	25					
11/1/2021						
2/9/2022		130	72.7	19.1		
2/10/2022						
2/11/2022						
2/14/2022					114	64.1
2/15/2022						
2/16/2022	22.8					
7/26/2022		486	74.9	20.8		
7/27/2022						
7/28/2022						50.1
8/1/2022					94.4	
8/2/2022						
8/3/2022	4.6					
10/21/2022						
1/24/2023			67.2	22.4		
1/26/2023		213				
1/27/2023						
1/30/2023						
1/31/2023					135	77.2
2/1/2023						
2/2/2023	7.3					
2/7/2023						
8/15/2023			65.7			
8/16/2023		486		23		
8/17/2023						
8/18/2023						
8/21/2023					95	
8/22/2023						92.8
8/23/2023	20.5					
8/25/2023						
1/30/2024						
1/31/2024			69.1	54.2		
2/1/2024		483				

Prediction Limit

Constituent: Sulfate (mg/L) Analysis Run 4/2/2024 2:45 PM View: Appendix III

Plant Bowen Client: Southern Company Data: Bowen AP-1

	BGWA-33 (bg)	BGWC-14A	BGWA-47D (bg)	BGWA-48D (bg)	BGWC-51	BGWC-52
2/2/2024						
2/5/2024					60.5	52
2/6/2024						
2/7/2024	23					
2/8/2024						

Prediction Limit

Constituent: Total Dissolved Solids (mg/L) Analysis Run 4/2/2024 2:45 PM View: Appendix III

Plant Bowen Client: Southern Company Data: Bowen AP-1

	BGWA-2 (bg)	BGWC-9	BGWC-12	BGWC-16	BGWC-17	BGWC-8	BGWC-10	BGWC-21	BGWC-20
6/6/2016	170	320							
6/7/2016			510	580	360	200	300		
6/8/2016								260	1000
6/9/2016									
8/9/2016	183								
8/10/2016						228			
8/11/2016		361		548	340				
8/12/2016			476						1100
8/15/2016									
8/16/2016							286		
8/18/2016								239	
8/22/2016									
10/3/2016	201								
10/4/2016						186			
10/5/2016		376							
10/6/2016			524						
10/7/2016				617	533		513		
10/10/2016								239	1110
11/29/2016	109								
12/1/2016									
12/2/2016						183			
12/5/2016		426	489						
12/6/2016				730	413		421		
12/7/2016									1100
12/8/2016								255	
1/10/2017									
1/23/2017									
2/7/2017									
2/13/2017	214								
2/14/2017						367			
2/15/2017		452	562						
2/16/2017				685	434		433		
2/17/2017								236	1160
2/20/2017									
3/27/2017									
4/13/2017	211								
4/14/2017						184			
4/17/2017		388							
4/18/2017			955	621			349		
4/19/2017					415			247	1180
4/20/2017									
5/22/2017									
5/25/2017	173								
5/26/2017		423				179			
5/30/2017				601	391				
6/1/2017								185	1130
6/2/2017			602				313		
6/5/2017									
7/7/2017	165								
7/10/2017						211			
7/11/2017		387							
7/12/2017							255		

Prediction Limit

Constituent: Total Dissolved Solids (mg/L) Analysis Run 4/2/2024 2:45 PM View: Appendix III

Plant Bowen Client: Southern Company Data: Bowen AP-1

	BGWA-2 (bg)	BGWC-9	BGWC-12	BGWC-16	BGWC-17	BGWC-8	BGWC-10	BGWC-21	BGWC-20
7/13/2017			617						
7/14/2017				569	391				
7/17/2017									
7/18/2017								219	1160
7/19/2017									
8/23/2017									
10/9/2017	150								
10/10/2017		376	534			178			
10/11/2017				588	403		343		1050
10/12/2017								245	
6/12/2018	187	348		593		217			
6/13/2018									1060
6/14/2018			684		395		362	231	
6/15/2018									
10/16/2018	192					247			
10/17/2018		377	739		446				
10/18/2018				578			355		
10/19/2018								236	
10/22/2018									1150
4/1/2019	226	326	191			191			
4/2/2019				604	321		355		
4/3/2019								244	1090
4/4/2019									
9/23/2019	186								
9/24/2019		325				193			
9/25/2019			690				388		
9/26/2019				688	550				1210
9/27/2019									
9/30/2019								256	
2/19/2020									
2/21/2020									
2/25/2020									
2/26/2020									
3/18/2020	191					193			
3/19/2020		306	662	631	324				
3/20/2020								253	
3/23/2020							355		1220
3/24/2020									
3/25/2020									
5/22/2020									
5/25/2020									
6/23/2020									
7/28/2020									
9/2/2020									
9/3/2020									
9/23/2020	237					187			
9/24/2020		322		732	481		356	243	
9/25/2020			740						
9/28/2020									1060
10/1/2020									
11/10/2020									
12/15/2020									

Prediction Limit

Constituent: Total Dissolved Solids (mg/L) Analysis Run 4/2/2024 2:45 PM View: Appendix III

Plant Bowen Client: Southern Company Data: Bowen AP-1

	BGWA-2 (bg)	BGWC-9	BGWC-12	BGWC-16	BGWC-17	BGWC-8	BGWC-10	BGWC-21	BGWC-20
1/20/2021									
1/28/2021									
2/23/2021									
3/23/2021									
3/24/2021		294	752	610	374	198			
3/25/2021									
3/26/2021	204								
3/29/2021								198	1100
3/30/2021							321		
4/1/2021									
8/16/2021	217								
8/18/2021		307	798	658		220	366		
8/19/2021					384				
8/20/2021								213	1300
8/23/2021									
8/25/2021									
2/9/2022	229								
2/10/2022		304				259			
2/11/2022			816	782	392		360		
2/14/2022									
2/15/2022									
2/16/2022								235	1180
7/26/2022	215	349				196			
7/27/2022			952	944	438				1370
7/28/2022							338	259	
8/1/2022									
8/2/2022									
8/3/2022									
10/21/2022									
1/24/2023	223								
1/26/2023		301	995	895	396	190			
1/27/2023							380	342	
1/30/2023									1280
1/31/2023									
2/1/2023									
2/2/2023									
2/7/2023									
8/15/2023									
8/16/2023			1050			189			
8/17/2023		393		977	438		398		
8/18/2023									1490
8/21/2023	243								
8/22/2023									
8/23/2023								268	
8/25/2023									
1/30/2024									
1/31/2024									
2/1/2024		339	1150	1090	445	202	391		
2/2/2024									
2/5/2024								267	1490
2/6/2024									
2/7/2024									

Prediction Limit

Constituent: Total Dissolved Solids (mg/L) Analysis Run 4/2/2024 2:45 PM View: Appendix III

Plant Bowen Client: Southern Company Data: Bowen AP-1

	BGWA-2 (bg)	BGWC-9	BGWC-12	BGWC-16	BGWC-17	BGWC-8	BGWC-10	BGWC-21	BGWC-20
2/8/2024	221								

Prediction Limit

Constituent: Total Dissolved Solids (mg/L) Analysis Run 4/2/2024 2:45 PM View: Appendix III

Plant Bowen Client: Southern Company Data: Bowen AP-1

	BGWC-19	BGWC-25	BGWC-22	BGWC-18	BGWC-7	BGWC-23	BGWC-24	BGWA-29 (bg)	BGWC-30
6/6/2016									
6/7/2016									
6/8/2016	340	170	2000	390	800				
6/9/2016						1900	5200		
8/9/2016									
8/10/2016									
8/11/2016					852				
8/12/2016	326			310					
8/15/2016		161							
8/16/2016									
8/18/2016			1960			1600	4200		
8/22/2016								121	
10/3/2016									
10/4/2016								95	
10/5/2016									
10/6/2016					906				
10/7/2016	621			823					
10/10/2016		196	2130			1640	3850		
11/29/2016									
12/1/2016								121	
12/2/2016									
12/5/2016									
12/6/2016				560	976				
12/7/2016	269					1770	2720		
12/8/2016		209	2200						
1/10/2017								115	
1/23/2017									2060
2/7/2017									1860
2/13/2017									
2/14/2017								345 (o)	
2/15/2017					968				
2/16/2017	488			364					
2/17/2017			2200						
2/20/2017		251				1720	4200		
3/27/2017									2440
4/13/2017									
4/14/2017								119	
4/17/2017									2180
4/18/2017					944				
4/19/2017	396			337		1800	4680		
4/20/2017		324	2330						
5/22/2017									2470
5/25/2017								109	
5/26/2017									
5/30/2017									
6/1/2017	266	177		215					
6/2/2017					910				
6/5/2017			2530			2050	5660		2780
7/7/2017									
7/10/2017								140	
7/11/2017									2580
7/12/2017									

Prediction Limit

Constituent: Total Dissolved Solids (mg/L) Analysis Run 4/2/2024 2:45 PM View: Appendix III

Plant Bowen Client: Southern Company Data: Bowen AP-1

	BGWC-19	BGWC-25	BGWC-22	BGWC-18	BGWC-7	BGWC-23	BGWC-24	BGWA-29 (bg)	BGWC-30
7/13/2017									
7/14/2017	325			281	887				
7/17/2017		238				1810	5080		
7/18/2017									
7/19/2017			2650						
8/23/2017									2400
10/9/2017									
10/10/2017								93	1990
10/11/2017	287	199		334	887	1780	4920		
10/12/2017			2500						
6/12/2018								139	
6/13/2018					873	2020	4180		
6/14/2018		225	2380	290					
6/15/2018	280								1190
10/16/2018								138	
10/17/2018									
10/18/2018				325	876				
10/19/2018	321								
10/22/2018		218	2490			1880	4300		1070
4/1/2019								114	
4/2/2019				258	728				773
4/3/2019	259		2180			1990	13 (J)		
4/4/2019		196							
9/23/2019								122	
9/24/2019					733				
9/25/2019									
9/26/2019	428			470					
9/27/2019			3260			2540			629
9/30/2019		220					4430		
2/19/2020								113	
2/21/2020									
2/25/2020			1930						
2/26/2020									523
3/18/2020								108	
3/19/2020					733				
3/20/2020	243		2200	255					
3/23/2020						2800			613
3/24/2020		213							
3/25/2020							4140		
5/22/2020									
5/25/2020									
6/23/2020									
7/28/2020									
9/2/2020									
9/3/2020									
9/23/2020								114	
9/24/2020			3490	310		3160			
9/25/2020					726		5020		482
9/28/2020	243	223							
10/1/2020									
11/10/2020									
12/15/2020									

Prediction Limit

Constituent: Total Dissolved Solids (mg/L) Analysis Run 4/2/2024 2:45 PM View: Appendix III

Plant Bowen Client: Southern Company Data: Bowen AP-1

	BGWC-19	BGWC-25	BGWC-22	BGWC-18	BGWC-7	BGWC-23	BGWC-24	BGWA-29 (bg)	BGWC-30
1/20/2021									
1/28/2021									
2/23/2021									
3/23/2021								108	
3/24/2021				240					
3/25/2021									358
3/26/2021	205	215				2690	3070		
3/29/2021			2430						
3/30/2021					570				
4/1/2021									
8/16/2021								101	
8/18/2021									
8/19/2021		235		252	666				682
8/20/2021	204								
8/23/2021			3660			3140	4300		
8/25/2021									
2/9/2022									
2/10/2022								96	
2/11/2022					618				
2/14/2022						3350			618
2/15/2022			3340				3890		
2/16/2022	288	235		253					
7/26/2022								114	
7/27/2022	338	231		307					
7/28/2022					732				
8/1/2022						2780			582
8/2/2022			3440				334		
8/3/2022									
10/21/2022							1610		
1/24/2023								129	
1/26/2023				197	657				
1/27/2023	200	310							
1/30/2023									
1/31/2023									
2/1/2023							2550		745
2/2/2023						2680			
2/7/2023			2490						
8/15/2023									
8/16/2023								101	
8/17/2023		250		303	702				
8/18/2023	318								
8/21/2023									611
8/22/2023			3940						
8/23/2023						1620			
8/25/2023							2120		
1/30/2024							2180		
1/31/2024									
2/1/2024									
2/2/2024	237			220	598				
2/5/2024		279						111	
2/6/2024									511
2/7/2024									

Prediction Limit

Constituent: Total Dissolved Solids (mg/L) Analysis Run 4/2/2024 2:45 PM View: Appendix III

Plant Bowen Client: Southern Company Data: Bowen AP-1

	BGWC-19	BGWC-25	BGWC-22	BGWC-18	BGWC-7	BGWC-23	BGWC-24	BGWA-29 (bg)	BGWC-30
2/8/2024			2560			1790			

Prediction Limit

Constituent: Total Dissolved Solids (mg/L) Analysis Run 4/2/2024 2:45 PM View: Appendix III

Plant Bowen Client: Southern Company Data: Bowen AP-1

	BGWA-33 (bg)	BGWA-47D (bg)	BGWC-14A	BGWA-48D (bg)	BGWC-52	BGWC-51
6/6/2016						
6/7/2016						
6/8/2016						
6/9/2016						
8/9/2016						
8/10/2016						
8/11/2016						
8/12/2016						
8/15/2016						
8/16/2016						
8/18/2016						
8/22/2016						
10/3/2016						
10/4/2016						
10/5/2016						
10/6/2016						
10/7/2016						
10/10/2016						
11/29/2016						
12/1/2016						
12/2/2016						
12/5/2016						
12/6/2016						
12/7/2016						
12/8/2016						
1/10/2017						
1/23/2017						
2/7/2017						
2/13/2017						
2/14/2017						
2/15/2017						
2/16/2017						
2/17/2017						
2/20/2017						
3/27/2017						
4/13/2017						
4/14/2017						
4/17/2017						
4/18/2017						
4/19/2017						
4/20/2017						
5/22/2017						
5/25/2017						
5/26/2017						
5/30/2017						
6/1/2017						
6/2/2017						
6/5/2017						
7/7/2017						
7/10/2017						
7/11/2017						
7/12/2017						

Prediction Limit

Constituent: Total Dissolved Solids (mg/L) Analysis Run 4/2/2024 2:45 PM View: Appendix III

Plant Bowen Client: Southern Company Data: Bowen AP-1

	BGWA-33 (bg)	BGWA-47D (bg)	BGWC-14A	BGWA-48D (bg)	BGWC-52	BGWC-51
7/13/2017						
7/14/2017						
7/17/2017						
7/18/2017						
7/19/2017						
8/23/2017						
10/9/2017						
10/10/2017						
10/11/2017						
10/12/2017						
6/12/2018						
6/13/2018						
6/14/2018						
6/15/2018						
10/16/2018						
10/17/2018						
10/18/2018						
10/19/2018						
10/22/2018						
4/1/2019						
4/2/2019						
4/3/2019	235					
4/4/2019						
9/23/2019						
9/24/2019						
9/25/2019						
9/26/2019						
9/27/2019	275					
9/30/2019						
2/19/2020						
2/21/2020	229					
2/25/2020						
2/26/2020						
3/18/2020						
3/19/2020						
3/20/2020	229					
3/23/2020						
3/24/2020						
3/25/2020						
5/22/2020		357	454			
5/25/2020				249		
6/23/2020		383	423	280		
7/28/2020		410	768	264		
9/2/2020		389	814			
9/3/2020				303		
9/23/2020						
9/24/2020						
9/25/2020	233					
9/28/2020						
10/1/2020		384	824	301		
11/10/2020		405	800	305		
12/15/2020		385	876	289		

Prediction Limit

Constituent: Total Dissolved Solids (mg/L) Analysis Run 4/2/2024 2:45 PM View: Appendix III

Plant Bowen Client: Southern Company Data: Bowen AP-1

	BGWA-33 (bg)	BGWA-47D (bg)	BGWC-14A	BGWA-48D (bg)	BGWC-52	BGWC-51
1/20/2021		377	786	285		
1/28/2021					1460	2950
2/23/2021					1590	2900
3/23/2021						
3/24/2021			445			
3/25/2021		415		331		
3/26/2021						
3/29/2021						
3/30/2021					1170	1980
4/1/2021	183					
8/16/2021		399		269		
8/18/2021			850			
8/19/2021						
8/20/2021						
8/23/2021					1960	3370
8/25/2021	208					
2/9/2022		403	468	290		
2/10/2022						
2/11/2022						
2/14/2022					321	632
2/15/2022						
2/16/2022	208					
7/26/2022		402	966	246		
7/27/2022						
7/28/2022					236	
8/1/2022						502
8/2/2022						
8/3/2022	287					
10/21/2022						
1/24/2023		391		280		
1/26/2023			554			
1/27/2023						
1/30/2023						
1/31/2023					286	664
2/1/2023						
2/2/2023	368					
2/7/2023						
8/15/2023		399				
8/16/2023			1090	267		
8/17/2023						
8/18/2023						
8/21/2023						704
8/22/2023					468	
8/23/2023	351					
8/25/2023						
1/30/2024						
1/31/2024		411		324		
2/1/2024			1040			
2/2/2024						
2/5/2024					268	335
2/6/2024						
2/7/2024	421					

Prediction Limit

Constituent: Total Dissolved Solids (mg/L) Analysis Run 4/2/2024 2:45 PM View: Appendix III

Plant Bowen Client: Southern Company Data: Bowen AP-1

	BGWA-33 (bg)	BGWA-47D (bg)	BGWC-14A	BGWA-48D (bg)	BGWC-52	BGWC-51
2/8/2024						

FIGURE E.

Appendix III Trend Tests - Prediction Limit Exceedances - Significant Results

Plant Bowen Client: Southern Company Data: Bowen AP-1 Printed 4/2/2024, 2:52 PM

Constituent	Well	Slope	Calc.	Critical	Sig.	N	%NDs	Normality	Xform	Alpha	Method
Boron (mg/L)	BGWC-12	0.06485	150	92	Yes	22	0	n/a	n/a	0.01	NP
Boron (mg/L)	BGWC-17	-0.06018	-100	-92	Yes	22	0	n/a	n/a	0.01	NP
Boron (mg/L)	BGWC-18	-0.06664	-141	-92	Yes	22	0	n/a	n/a	0.01	NP
Boron (mg/L)	BGWC-19	-0.05286	-111	-92	Yes	22	0	n/a	n/a	0.01	NP
Boron (mg/L)	BGWC-20	0.2349	127	92	Yes	22	0	n/a	n/a	0.01	NP
Boron (mg/L)	BGWC-22	1.518	204	118	Yes	26	0	n/a	n/a	0.01	NP
Boron (mg/L)	BGWC-23	1.535	158	105	Yes	24	0	n/a	n/a	0.01	NP
Boron (mg/L)	BGWC-25	0.004862	113	92	Yes	22	0	n/a	n/a	0.01	NP
Boron (mg/L)	BGWC-30	-3.038	-157	-111	Yes	25	0	n/a	n/a	0.01	NP
Boron (mg/L)	BGWC-51	-8.43	-32	-25	Yes	9	0	n/a	n/a	0.01	NP
Boron (mg/L)	BGWC-7	-0.1569	-172	-92	Yes	22	0	n/a	n/a	0.01	NP
Boron (mg/L)	BGWC-9	-0.03254	-116	-92	Yes	22	0	n/a	n/a	0.01	NP
Calcium (mg/L)	BGWA-2 (bg)	2.7	166	98	Yes	23	0	n/a	n/a	0.01	NP
Calcium (mg/L)	BGWA-33 (bg)	9.924	40	38	Yes	12	0	n/a	n/a	0.01	NP
Calcium (mg/L)	BGWC-12	14.52	205	92	Yes	22	0	n/a	n/a	0.01	NP
Calcium (mg/L)	BGWC-16	9.69	143	92	Yes	22	0	n/a	n/a	0.01	NP
Calcium (mg/L)	BGWC-20	14.14	170	92	Yes	22	0	n/a	n/a	0.01	NP
Calcium (mg/L)	BGWC-22	53.85	212	118	Yes	26	0	n/a	n/a	0.01	NP
Calcium (mg/L)	BGWC-23	61.03	154	105	Yes	24	0	n/a	n/a	0.01	NP
Chloride (mg/L)	BGWA-29 (bg)	-0.1165	-162	-98	Yes	23	0	n/a	n/a	0.01	NP
Chloride (mg/L)	BGWA-47D (bg)	-0.3417	-73	-53	Yes	15	0	n/a	n/a	0.01	NP
Chloride (mg/L)	BGWC-10	1.246	168	92	Yes	22	0	n/a	n/a	0.01	NP
Chloride (mg/L)	BGWC-12	-4.527	-216	-92	Yes	22	0	n/a	n/a	0.01	NP
Chloride (mg/L)	BGWC-16	-3.479	-166	-92	Yes	22	0	n/a	n/a	0.01	NP
Chloride (mg/L)	BGWC-22	50.95	154	118	Yes	26	0	n/a	n/a	0.01	NP
Chloride (mg/L)	BGWC-23	61.76	124	105	Yes	24	0	n/a	n/a	0.01	NP
Chloride (mg/L)	BGWC-24	-168.9	-151	-111	Yes	25	0	n/a	n/a	0.01	NP
Chloride (mg/L)	BGWC-25	0.3681	99	92	Yes	22	0	n/a	n/a	0.01	NP
Chloride (mg/L)	BGWC-30	-116.2	-174	-111	Yes	25	0	n/a	n/a	0.01	NP
Chloride (mg/L)	BGWC-51	-280.6	-30	-25	Yes	9	0	n/a	n/a	0.01	NP
Chloride (mg/L)	BGWC-9	-4.136	-138	-92	Yes	22	0	n/a	n/a	0.01	NP
pH (s.u.)	BGWA-2 (bg)	-0.06557	-178	-124	Yes	27	0	n/a	n/a	0.01	NP
pH (s.u.)	BGWA-33 (bg)	-0.2697	-56	-48	Yes	14	0	n/a	n/a	0.01	NP
pH (s.u.)	BGWA-47D (bg)	-0.1165	-94	-58	Yes	16	0	n/a	n/a	0.01	NP
pH (s.u.)	BGWC-12	-0.09896	-234	-118	Yes	26	0	n/a	n/a	0.01	NP
pH (s.u.)	BGWC-16	-0.06475	-223	-118	Yes	26	0	n/a	n/a	0.01	NP
pH (s.u.)	BGWC-18	-0.09523	-128	-118	Yes	26	0	n/a	n/a	0.01	NP
pH (s.u.)	BGWC-22	-0.07332	-268	-139	Yes	29	0	n/a	n/a	0.01	NP
pH (s.u.)	BGWC-24	-0.05413	-212	-139	Yes	29	0	n/a	n/a	0.01	NP
Sulfate (mg/L)	BGWA-2 (bg)	1.217	182	98	Yes	23	0	n/a	n/a	0.01	NP
Sulfate (mg/L)	BGWC-12	36	175	92	Yes	22	0	n/a	n/a	0.01	NP
Sulfate (mg/L)	BGWC-16	21.38	150	92	Yes	22	0	n/a	n/a	0.01	NP
Sulfate (mg/L)	BGWC-24	-45.59	-122	-111	Yes	25	0	n/a	n/a	0.01	NP
Sulfate (mg/L)	BGWC-7	-36.67	-140	-92	Yes	22	0	n/a	n/a	0.01	NP
Total Dissolved Solids (mg/L)	BGWA-2 (bg)	7.789	117	92	Yes	22	0	n/a	n/a	0.01	NP
Total Dissolved Solids (mg/L)	BGWC-12	71.03	165	92	Yes	22	0	n/a	n/a	0.01	NP
Total Dissolved Solids (mg/L)	BGWC-16	36.87	127	92	Yes	22	0	n/a	n/a	0.01	NP
Total Dissolved Solids (mg/L)	BGWC-20	37.24	118	92	Yes	22	0	n/a	n/a	0.01	NP
Total Dissolved Solids (mg/L)	BGWC-22	193.2	125	98	Yes	23	0	n/a	n/a	0.01	NP
Total Dissolved Solids (mg/L)	BGWC-23	178.7	101	92	Yes	22	0	n/a	n/a	0.01	NP
Total Dissolved Solids (mg/L)	BGWC-30	-295.3	-155	-98	Yes	23	0	n/a	n/a	0.01	NP
Total Dissolved Solids (mg/L)	BGWC-7	-43.23	-149	-92	Yes	22	0	n/a	n/a	0.01	NP

Appendix III Trend Tests - Prediction Limit Exceedances - All Results

Plant Bowen Client: Southern Company Data: Bowen AP-1 Printed 4/2/2024, 2:52 PM

Constituent	Well	Slope	Calc.	Critical	Sig.	N	%NDs	Normality	Xform	Alpha	Method
Boron (mg/L)	BGWA-2 (bg)	0.0001801	13	98	No	23	13.04	n/a	n/a	0.01	NP
Boron (mg/L)	BGWA-29 (bg)	0	7	98	No	23	56.52	n/a	n/a	0.01	NP
Boron (mg/L)	BGWA-33 (bg)	-0.003494	-21	-38	No	12	8.333	n/a	n/a	0.01	NP
Boron (mg/L)	BGWA-47D (bg)	-0.0009182	-14	-53	No	15	0	n/a	n/a	0.01	NP
Boron (mg/L)	BGWA-48D (bg)	0.0005863	5	53	No	15	0	n/a	n/a	0.01	NP
Boron (mg/L)	BGWC-10	0.003699	49	92	No	22	0	n/a	n/a	0.01	NP
Boron (mg/L)	**BGWC-12**	**0.06485**	**150**	**92**	**Yes**	**22**	**0**	**n/a**	**n/a**	**0.01**	**NP**
Boron (mg/L)	BGWC-14A	0.1859	47	53	No	15	0	n/a	n/a	0.01	NP
Boron (mg/L)	BGWC-16	0.01082	23	92	No	22	0	n/a	n/a	0.01	NP
Boron (mg/L)	**BGWC-17**	**-0.06018**	**-100**	**-92**	**Yes**	**22**	**0**	**n/a**	**n/a**	**0.01**	**NP**
Boron (mg/L)	**BGWC-18**	**-0.06664**	**-141**	**-92**	**Yes**	**22**	**0**	**n/a**	**n/a**	**0.01**	**NP**
Boron (mg/L)	**BGWC-19**	**-0.05286**	**-111**	**-92**	**Yes**	**22**	**0**	**n/a**	**n/a**	**0.01**	**NP**
Boron (mg/L)	**BGWC-20**	**0.2349**	**127**	**92**	**Yes**	**22**	**0**	**n/a**	**n/a**	**0.01**	**NP**
Boron (mg/L)	**BGWC-22**	**1.518**	**204**	**118**	**Yes**	**26**	**0**	**n/a**	**n/a**	**0.01**	**NP**
Boron (mg/L)	**BGWC-23**	**1.535**	**158**	**105**	**Yes**	**24**	**0**	**n/a**	**n/a**	**0.01**	**NP**
Boron (mg/L)	BGWC-24	-1.312	-75	-111	No	25	0	n/a	n/a	0.01	NP
Boron (mg/L)	**BGWC-25**	**0.004862**	**113**	**92**	**Yes**	**22**	**0**	**n/a**	**n/a**	**0.01**	**NP**
Boron (mg/L)	**BGWC-30**	**-3.038**	**-157**	**-111**	**Yes**	**25**	**0**	**n/a**	**n/a**	**0.01**	**NP**
Boron (mg/L)	**BGWC-51**	**-8.43**	**-32**	**-25**	**Yes**	**9**	**0**	**n/a**	**n/a**	**0.01**	**NP**
Boron (mg/L)	BGWC-52	-3.31	-25	-25	No	9	0	n/a	n/a	0.01	NP
Boron (mg/L)	**BGWC-7**	**-0.1569**	**-172**	**-92**	**Yes**	**22**	**0**	**n/a**	**n/a**	**0.01**	**NP**
Boron (mg/L)	**BGWC-9**	**-0.03254**	**-116**	**-92**	**Yes**	**22**	**0**	**n/a**	**n/a**	**0.01**	**NP**
Calcium (mg/L)	**BGWA-2 (bg)**	**2.7**	**166**	**98**	**Yes**	**23**	**0**	**n/a**	**n/a**	**0.01**	**NP**
Calcium (mg/L)	BGWA-29 (bg)	-0.02934	-7	-98	No	23	0	n/a	n/a	0.01	NP
Calcium (mg/L)	**BGWA-33 (bg)**	**9.924**	**40**	**38**	**Yes**	**12**	**0**	**n/a**	**n/a**	**0.01**	**NP**
Calcium (mg/L)	BGWA-47D (bg)	0.8639	11	53	No	15	0	n/a	n/a	0.01	NP
Calcium (mg/L)	BGWA-48D (bg)	-1.03	-11	-53	No	15	0	n/a	n/a	0.01	NP
Calcium (mg/L)	**BGWC-12**	**14.52**	**205**	**92**	**Yes**	**22**	**0**	**n/a**	**n/a**	**0.01**	**NP**
Calcium (mg/L)	BGWC-14A	14.22	45	53	No	15	0	n/a	n/a	0.01	NP
Calcium (mg/L)	**BGWC-16**	**9.69**	**143**	**92**	**Yes**	**22**	**0**	**n/a**	**n/a**	**0.01**	**NP**
Calcium (mg/L)	**BGWC-20**	**14.14**	**170**	**92**	**Yes**	**22**	**0**	**n/a**	**n/a**	**0.01**	**NP**
Calcium (mg/L)	**BGWC-22**	**53.85**	**212**	**118**	**Yes**	**26**	**0**	**n/a**	**n/a**	**0.01**	**NP**
Calcium (mg/L)	**BGWC-23**	**61.03**	**154**	**105**	**Yes**	**24**	**0**	**n/a**	**n/a**	**0.01**	**NP**
Calcium (mg/L)	BGWC-24	-53.1	-86	-111	No	25	0	n/a	n/a	0.01	NP
Calcium (mg/L)	BGWC-7	-2.085	-75	-92	No	22	0	n/a	n/a	0.01	NP
Chloride (mg/L)	BGWA-2 (bg)	0.1393	77	98	No	23	0	n/a	n/a	0.01	NP
Chloride (mg/L)	**BGWA-29 (bg)**	**-0.1165**	**-162**	**-98**	**Yes**	**23**	**0**	**n/a**	**n/a**	**0.01**	**NP**
Chloride (mg/L)	BGWA-33 (bg)	-0.3585	-19	-34	No	11	0	n/a	n/a	0.01	NP
Chloride (mg/L)	**BGWA-47D (bg)**	**-0.3417**	**-73**	**-53**	**Yes**	**15**	**0**	**n/a**	**n/a**	**0.01**	**NP**
Chloride (mg/L)	BGWA-48D (bg)	0.3925	15	53	No	15	0	n/a	n/a	0.01	NP
Chloride (mg/L)	**BGWC-10**	**1.246**	**168**	**92**	**Yes**	**22**	**0**	**n/a**	**n/a**	**0.01**	**NP**
Chloride (mg/L)	**BGWC-12**	**-4.527**	**-216**	**-92**	**Yes**	**22**	**0**	**n/a**	**n/a**	**0.01**	**NP**
Chloride (mg/L)	BGWC-14A	-1.517	-32	-53	No	15	0	n/a	n/a	0.01	NP
Chloride (mg/L)	**BGWC-16**	**-3.479**	**-166**	**-92**	**Yes**	**22**	**0**	**n/a**	**n/a**	**0.01**	**NP**
Chloride (mg/L)	BGWC-17	0.5454	33	92	No	22	0	n/a	n/a	0.01	NP
Chloride (mg/L)	BGWC-20	1.613	76	92	No	22	0	n/a	n/a	0.01	NP
Chloride (mg/L)	**BGWC-22**	**50.95**	**154**	**118**	**Yes**	**26**	**0**	**n/a**	**n/a**	**0.01**	**NP**
Chloride (mg/L)	**BGWC-23**	**61.76**	**124**	**105**	**Yes**	**24**	**0**	**n/a**	**n/a**	**0.01**	**NP**
Chloride (mg/L)	**BGWC-24**	**-168.9**	**-151**	**-111**	**Yes**	**25**	**0**	**n/a**	**n/a**	**0.01**	**NP**
Chloride (mg/L)	**BGWC-25**	**0.3681**	**99**	**92**	**Yes**	**22**	**0**	**n/a**	**n/a**	**0.01**	**NP**
Chloride (mg/L)	**BGWC-30**	**-116.2**	**-174**	**-111**	**Yes**	**25**	**0**	**n/a**	**n/a**	**0.01**	**NP**
Chloride (mg/L)	**BGWC-51**	**-280.6**	**-30**	**-25**	**Yes**	**9**	**0**	**n/a**	**n/a**	**0.01**	**NP**
Chloride (mg/L)	BGWC-52	-166.7	-24	-25	No	9	0	n/a	n/a	0.01	NP
Chloride (mg/L)	**BGWC-9**	**-4.136**	**-138**	**-92**	**Yes**	**22**	**0**	**n/a**	**n/a**	**0.01**	**NP**
pH (s.u.)	**BGWA-2 (bg)**	**-0.06557**	**-178**	**-124**	**Yes**	**27**	**0**	**n/a**	**n/a**	**0.01**	**NP**
pH (s.u.)	BGWA-29 (bg)	-0.01691	-47	-118	No	26	0	n/a	n/a	0.01	NP
pH (s.u.)	**BGWA-33 (bg)**	**-0.2697**	**-56**	**-48**	**Yes**	**14**	**0**	**n/a**	**n/a**	**0.01**	**NP**
pH (s.u.)	**BGWA-47D (bg)**	**-0.1165**	**-94**	**-58**	**Yes**	**16**	**0**	**n/a**	**n/a**	**0.01**	**NP**
pH (s.u.)	BGWA-48D (bg)	-0.1356	-49	-58	No	16	0	n/a	n/a	0.01	NP
pH (s.u.)	**BGWC-12**	**-0.09896**	**-234**	**-118**	**Yes**	**26**	**0**	**n/a**	**n/a**	**0.01**	**NP**
pH (s.u.)	**BGWC-16**	**-0.06475**	**-223**	**-118**	**Yes**	**26**	**0**	**n/a**	**n/a**	**0.01**	**NP**
pH (s.u.)	**BGWC-18**	**-0.09523**	**-128**	**-118**	**Yes**	**26**	**0**	**n/a**	**n/a**	**0.01**	**NP**
pH (s.u.)	BGWC-19	-0.01281	-58	-118	No	26	0	n/a	n/a	0.01	NP
pH (s.u.)	**BGWC-22**	**-0.07332**	**-268**	**-139**	**Yes**	**29**	**0**	**n/a**	**n/a**	**0.01**	**NP**
pH (s.u.)	**BGWC-24**	**-0.05413**	**-212**	**-139**	**Yes**	**29**	**0**	**n/a**	**n/a**	**0.01**	**NP**
Sulfate (mg/L)	**BGWA-2 (bg)**	**1.217**	**182**	**98**	**Yes**	**23**	**0**	**n/a**	**n/a**	**0.01**	**NP**
Sulfate (mg/L)	BGWA-29 (bg)	-0.4524	-88	-98	No	23	0	n/a	n/a	0.01	NP
Sulfate (mg/L)	BGWA-33 (bg)	-1.182	-25	-34	No	11	0	n/a	n/a	0.01	NP

Appendix III Trend Tests - Prediction Limit Exceedances - All Results

Plant Bowen Client: Southern Company Data: Bowen AP-1 Printed 4/2/2024, 2:52 PM

Constituent	Well	Slope	Calc.	Critical	Sig.	N	%NDs	Normality	Xform	Alpha	Method
Sulfate (mg/L)	BGWA-47D (bg)	1.93	28	53	No	15	0	n/a	n/a	0.01	NP
Sulfate (mg/L)	BGWA-48D (bg)	-1.814	-21	-53	No	15	0	n/a	n/a	0.01	NP
Sulfate (mg/L)	**BGWC-12**	**36**	**175**	**92**	**Yes**	**22**	**0**	**n/a**	**n/a**	**0.01**	**NP**
Sulfate (mg/L)	BGWC-14A	49.66	38	53	No	15	0	n/a	n/a	0.01	NP
Sulfate (mg/L)	**BGWC-16**	**21.38**	**150**	**92**	**Yes**	**22**	**0**	**n/a**	**n/a**	**0.01**	**NP**
Sulfate (mg/L)	BGWC-20	3.982	39	92	No	22	0	n/a	n/a	0.01	NP
Sulfate (mg/L)	BGWC-22	2.07	11	118	No	26	0	n/a	n/a	0.01	NP
Sulfate (mg/L)	BGWC-23	6.955	35	105	No	24	0	n/a	n/a	0.01	NP
Sulfate (mg/L)	**BGWC-24**	**-45.59**	**-122**	**-111**	**Yes**	**25**	**0**	**n/a**	**n/a**	**0.01**	**NP**
Sulfate (mg/L)	**BGWC-7**	**-36.67**	**-140**	**-92**	**Yes**	**22**	**0**	**n/a**	**n/a**	**0.01**	**NP**
Total Dissolved Solids (mg/L)	**BGWA-2 (bg)**	**7.789**	**117**	**92**	**Yes**	**22**	**0**	**n/a**	**n/a**	**0.01**	**NP**
Total Dissolved Solids (mg/L)	BGWA-29 (bg)	-1.711	-51	-92	No	22	0	n/a	n/a	0.01	NP
Total Dissolved Solids (mg/L)	BGWA-33 (bg)	28.08	20	38	No	12	0	n/a	n/a	0.01	NP
Total Dissolved Solids (mg/L)	BGWA-47D (bg)	5.93	34	53	No	15	0	n/a	n/a	0.01	NP
Total Dissolved Solids (mg/L)	BGWA-48D (bg)	4.74	6	53	No	15	0	n/a	n/a	0.01	NP
Total Dissolved Solids (mg/L)	**BGWC-12**	**71.03**	**165**	**92**	**Yes**	**22**	**0**	**n/a**	**n/a**	**0.01**	**NP**
Total Dissolved Solids (mg/L)	BGWC-14A	80.17	43	53	No	15	0	n/a	n/a	0.01	NP
Total Dissolved Solids (mg/L)	**BGWC-16**	**36.87**	**127**	**92**	**Yes**	**22**	**0**	**n/a**	**n/a**	**0.01**	**NP**
Total Dissolved Solids (mg/L)	BGWC-17	4.183	29	92	No	22	0	n/a	n/a	0.01	NP
Total Dissolved Solids (mg/L)	**BGWC-20**	**37.24**	**118**	**92**	**Yes**	**22**	**0**	**n/a**	**n/a**	**0.01**	**NP**
Total Dissolved Solids (mg/L)	**BGWC-22**	**193.2**	**125**	**98**	**Yes**	**23**	**0**	**n/a**	**n/a**	**0.01**	**NP**
Total Dissolved Solids (mg/L)	**BGWC-23**	**178.7**	**101**	**92**	**Yes**	**22**	**0**	**n/a**	**n/a**	**0.01**	**NP**
Total Dissolved Solids (mg/L)	BGWC-24	-294.7	-97	-98	No	23	0	n/a	n/a	0.01	NP
Total Dissolved Solids (mg/L)	**BGWC-30**	**-295.3**	**-155**	**-98**	**Yes**	**23**	**0**	**n/a**	**n/a**	**0.01**	**NP**
Total Dissolved Solids (mg/L)	**BGWC-7**	**-43.23**	**-149**	**-92**	**Yes**	**22**	**0**	**n/a**	**n/a**	**0.01**	**NP**

Sanitas™ v.10.0.10 Sanitas software utilized by Groundwater Stats Consulting. UG
Hollow symbols indicate censored values.

Sen's Slope Estimator

BGWA-2 (bg)

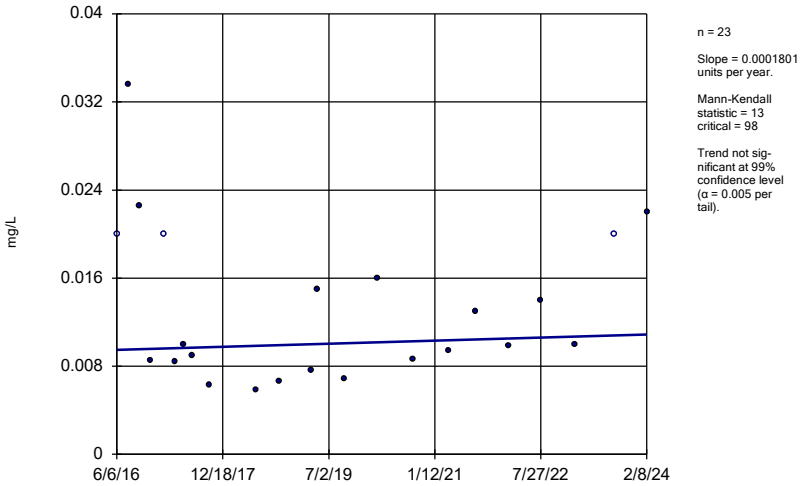

n = 23

Slope = 0.0001801 units per year.

Mann-Kendall statistic = 13
critical = 98

Trend not significant at 99% confidence level (α = 0.005 per tail).

Constituent: Boron Analysis Run 4/2/2024 2:46 PM View: Appendix III - Trend Tests
Plant Bowen Client: Southern Company Data: Bowen AP-1

Sanitas™ v.10.0.10 Sanitas software utilized by Groundwater Stats Consulting. UG
Hollow symbols indicate censored values.

Sen's Slope Estimator

BGWA-29 (bg)

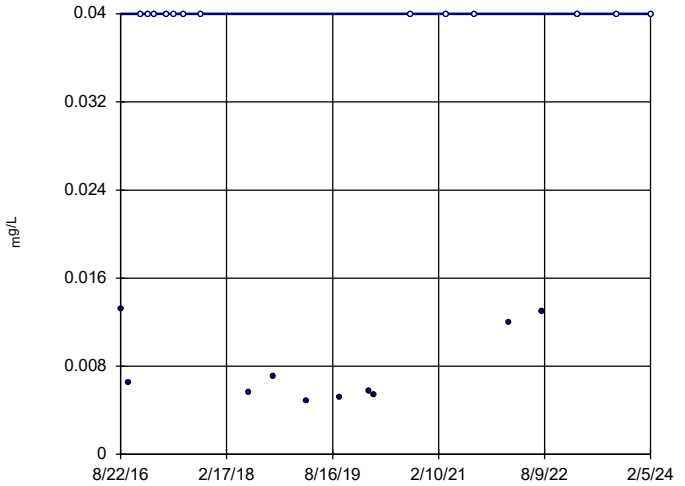

n = 23

Slope = 0 units per year.

Mann-Kendall statistic = 7
critical = 98

Trend not significant at 99% confidence level (α = 0.005 per tail).

Constituent: Boron Analysis Run 4/2/2024 2:46 PM View: Appendix III - Trend Tests
Plant Bowen Client: Southern Company Data: Bowen AP-1

Sanitas™ v.10.0.10 Sanitas software utilized by Groundwater Stats Consulting. UG
Hollow symbols indicate censored values.

Sen's Slope Estimator

BGWA-33 (bg)

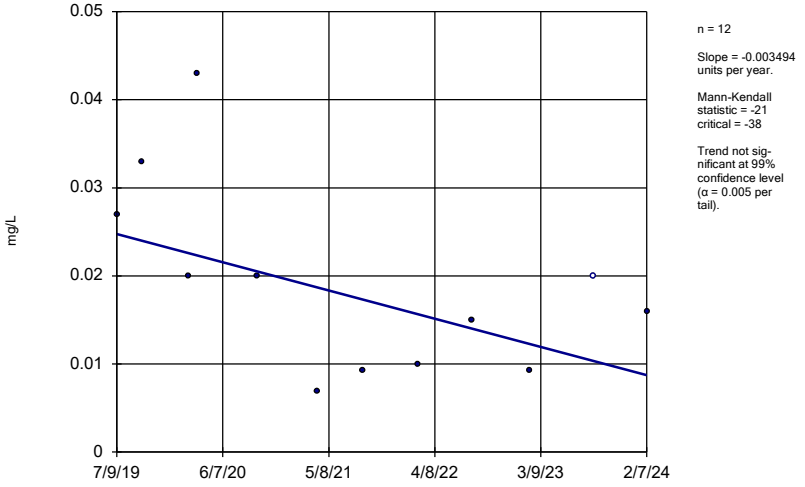

n = 12

Slope = -0.003494 units per year.

Mann-Kendall statistic = -21
critical = -38

Trend not significant at 99% confidence level (α = 0.005 per tail).

Constituent: Boron Analysis Run 4/2/2024 2:46 PM View: Appendix III - Trend Tests
Plant Bowen Client: Southern Company Data: Bowen AP-1

Sanitas™ v.10.0.10 Sanitas software utilized by Groundwater Stats Consulting. UG

Sen's Slope Estimator

BGWA-47D (bg)

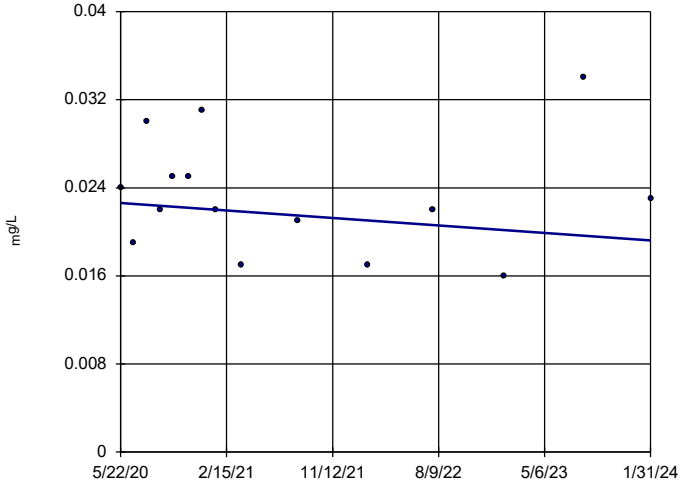

n = 15

Slope = -0.0009182 units per year.

Mann-Kendall statistic = -14
critical = -53

Trend not significant at 99% confidence level (α = 0.005 per tail).

Constituent: Boron Analysis Run 4/2/2024 2:46 PM View: Appendix III - Trend Tests
Plant Bowen Client: Southern Company Data: Bowen AP-1

Sen's Slope Estimator

BGWA-48D (bg)

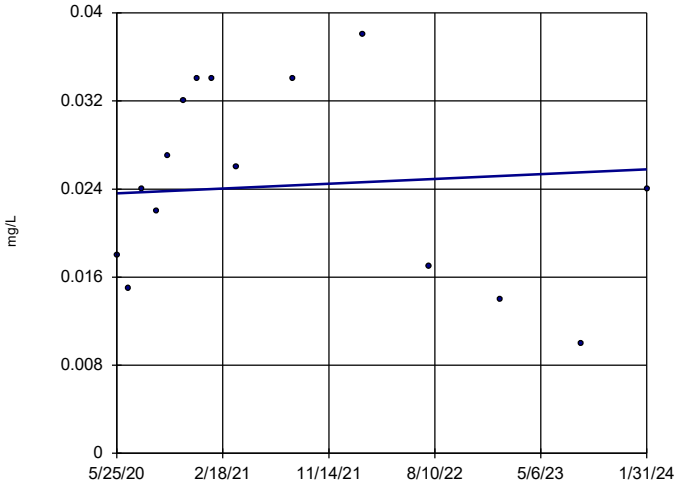

n = 15

Slope = 0.0005863 units per year.

Mann-Kendall statistic = 5 critical = 53

Trend not significant at 99% confidence level (α = 0.005 per tail).

Constituent: Boron Analysis Run 4/2/2024 2:46 PM View: Appendix III - Trend Tests

Plant Bowen Client: Southern Company Data: Bowen AP-1

Sanitas™ v.10.0.10 Sanitas software utilized by Groundwater Stats Consulting. UG

Sen's Slope Estimator

BGWC-10

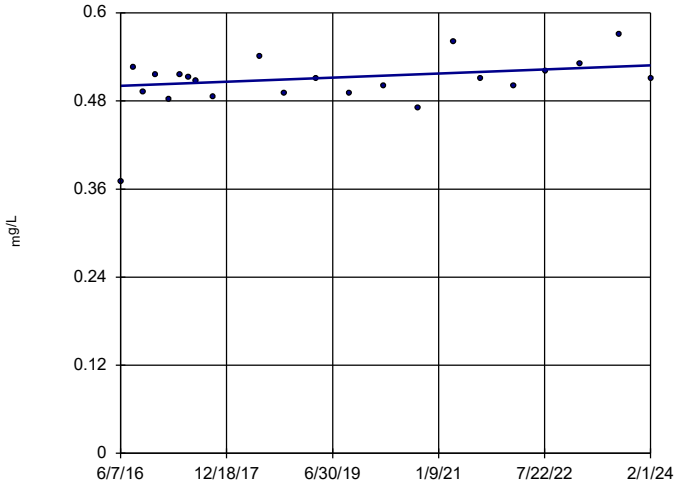

n = 22

Slope = 0.003699 units per year.

Mann-Kendall statistic = 49 critical = 92

Trend not significant at 99% confidence level (α = 0.005 per tail).

Constituent: Boron Analysis Run 4/2/2024 2:46 PM View: Appendix III - Trend Tests

Plant Bowen Client: Southern Company Data: Bowen AP-1

Sanitas™ v.10.0.10 Sanitas software utilized by Groundwater Stats Consulting. UG

Sen's Slope Estimator

BGWC-12

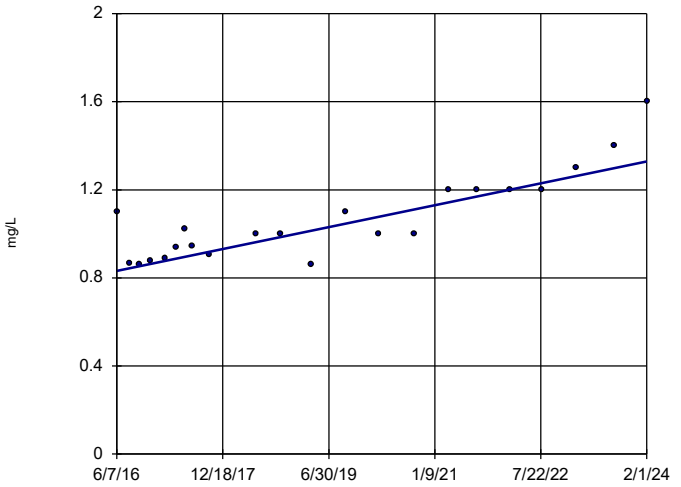

n = 22

Slope = 0.06485 units per year.

Mann-Kendall statistic = 150 critical = 92

Increasing trend significant at 99% confidence level (α = 0.005 per tail).

Constituent: Boron Analysis Run 4/2/2024 2:46 PM View: Appendix III - Trend Tests

Plant Bowen Client: Southern Company Data: Bowen AP-1

Sanitas™ v.10.0.10 Sanitas software utilized by Groundwater Stats Consulting. UG

Sen's Slope Estimator

BGWC-14A

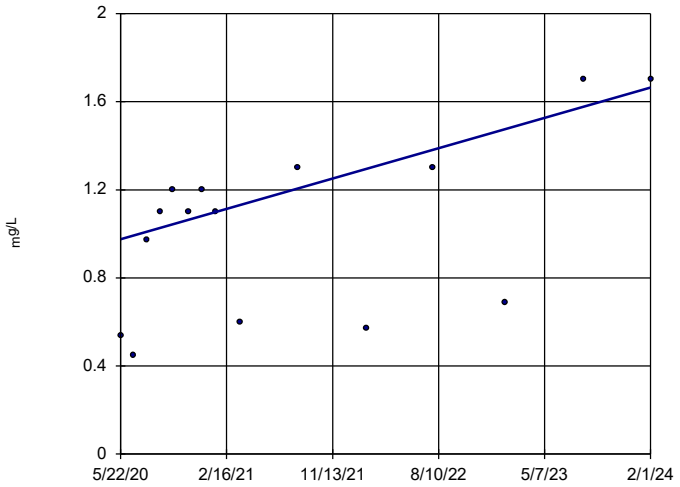

n = 15

Slope = 0.1859 units per year.

Mann-Kendall statistic = 47 critical = 53

Trend not significant at 99% confidence level (α = 0.005 per tail).

Constituent: Boron Analysis Run 4/2/2024 2:46 PM View: Appendix III - Trend Tests

Plant Bowen Client: Southern Company Data: Bowen AP-1

Sen's Slope Estimator

BGWC-16

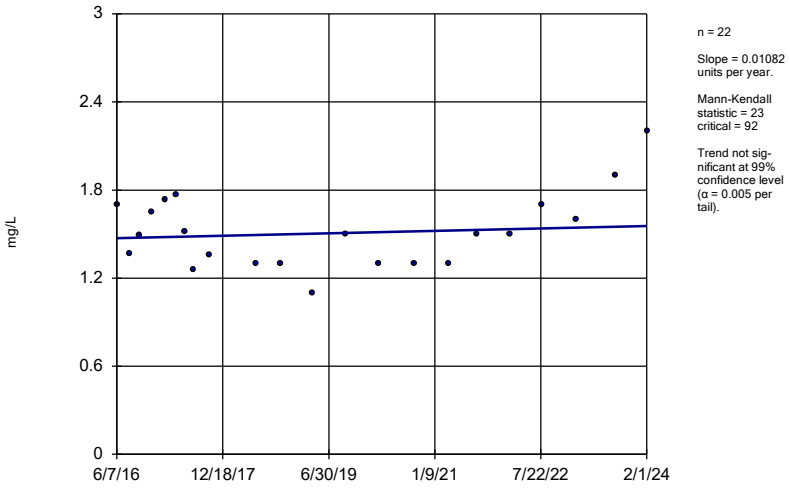

n = 22

Slope = 0.01082 units per year.

Mann-Kendall statistic = 23 critical = 92

Trend not significant at 99% confidence level (α = 0.005 per tail).

Constituent: Boron Analysis Run 4/2/2024 2:46 PM View: Appendix III - Trend Tests

Plant Bowen Client: Southern Company Data: Bowen AP-1

Sanitas™ v.10.0.10 Sanitas software utilized by Groundwater Stats Consulting. UG

Sen's Slope Estimator

BGWC-17

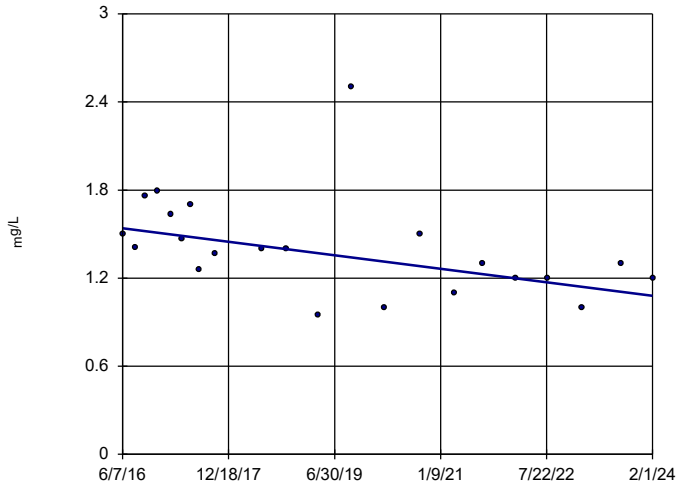

n = 22

Slope = -0.06018 units per year.

Mann-Kendall statistic = -100 critical = -92

Decreasing trend significant at 99% confidence level (α = 0.005 per tail).

Constituent: Boron Analysis Run 4/2/2024 2:46 PM View: Appendix III - Trend Tests

Plant Bowen Client: Southern Company Data: Bowen AP-1

Sanitas™ v.10.0.10 Sanitas software utilized by Groundwater Stats Consulting. UG

Sen's Slope Estimator

BGWC-18

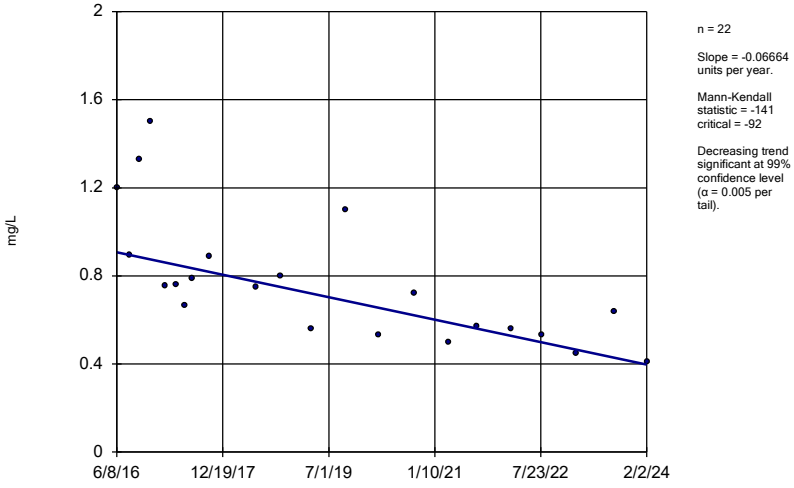

n = 22

Slope = -0.06664 units per year.

Mann-Kendall statistic = -141 critical = -92

Decreasing trend significant at 99% confidence level (α = 0.005 per tail).

Constituent: Boron Analysis Run 4/2/2024 2:46 PM View: Appendix III - Trend Tests

Plant Bowen Client: Southern Company Data: Bowen AP-1

Sanitas™ v.10.0.10 Sanitas software utilized by Groundwater Stats Consulting. UG

Sen's Slope Estimator

BGWC-19

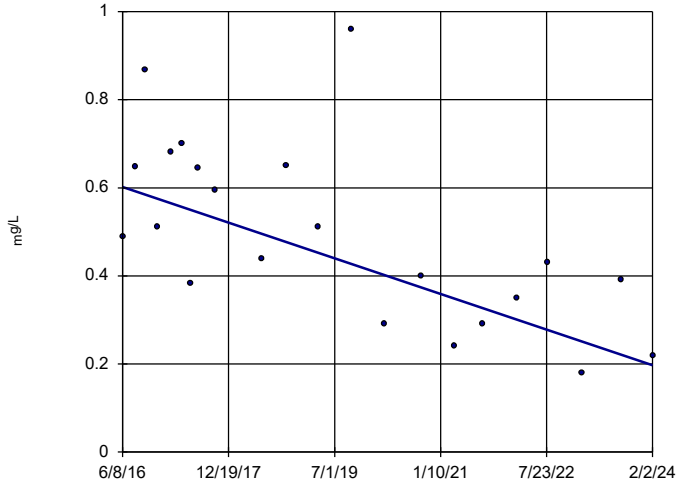

n = 22

Slope = -0.05286 units per year.

Mann-Kendall statistic = -111 critical = -92

Decreasing trend significant at 99% confidence level (α = 0.005 per tail).

Constituent: Boron Analysis Run 4/2/2024 2:46 PM View: Appendix III - Trend Tests

Plant Bowen Client: Southern Company Data: Bowen AP-1

Sanitas™ v.10.0.10 Sanitas software utilized by Groundwater Stats Consulting. UG

Sen's Slope Estimator

BGWC-20

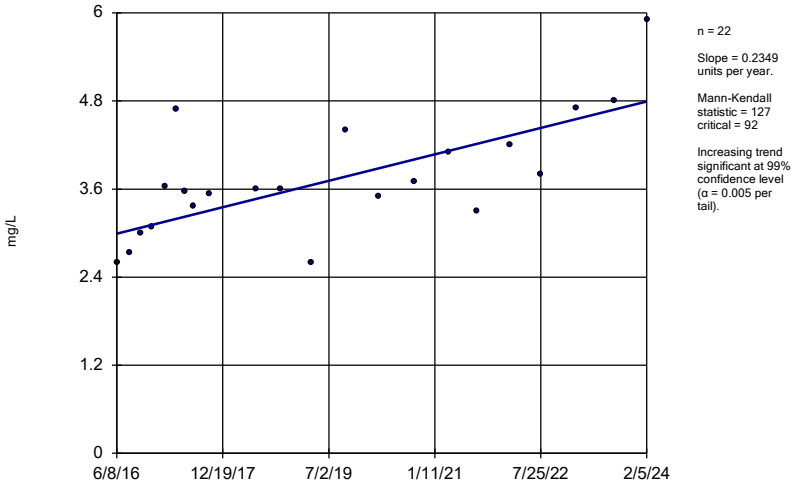

n = 22

Slope = 0.2349 units per year.

Mann-Kendall statistic = 127 critical = 92

Increasing trend significant at 99% confidence level (α = 0.005 per tail).

Constituent: Boron Analysis Run 4/2/2024 2:46 PM View: Appendix III - Trend Tests

Plant Bowen Client: Southern Company Data: Bowen AP-1

Sanitas™ v.10.0.10 Sanitas software utilized by Groundwater Stats Consulting. UG

Sen's Slope Estimator

BGWC-22

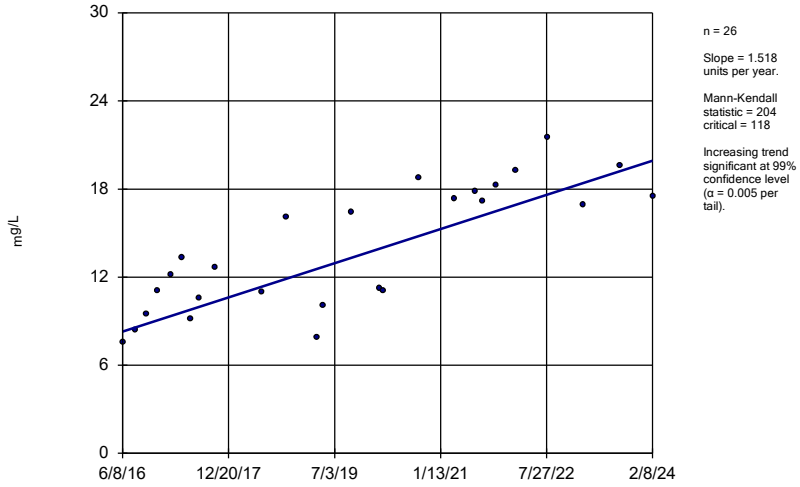

n = 26

Slope = 1.518 units per year.

Mann-Kendall statistic = 204 critical = 118

Increasing trend significant at 99% confidence level (α = 0.005 per tail).

Constituent: Boron Analysis Run 4/2/2024 2:46 PM View: Appendix III - Trend Tests

Plant Bowen Client: Southern Company Data: Bowen AP-1

Sanitas™ v.10.0.10 Sanitas software utilized by Groundwater Stats Consulting. UG

Sen's Slope Estimator

BGWC-23

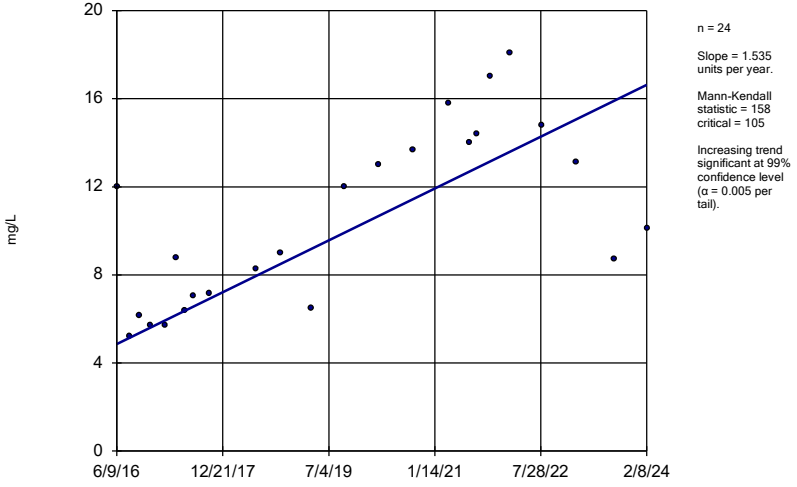

n = 24

Slope = 1.535 units per year.

Mann-Kendall statistic = 158 critical = 105

Increasing trend significant at 99% confidence level (α = 0.005 per tail).

Constituent: Boron Analysis Run 4/2/2024 2:46 PM View: Appendix III - Trend Tests

Plant Bowen Client: Southern Company Data: Bowen AP-1

Sanitas™ v.10.0.10 Sanitas software utilized by Groundwater Stats Consulting. UG

Sen's Slope Estimator

BGWC-24

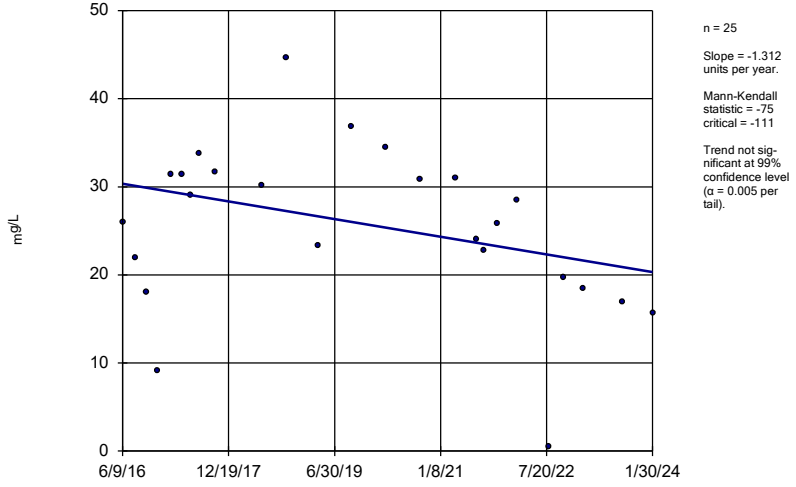

n = 25

Slope = -1.312 units per year.

Mann-Kendall statistic = -75 critical = -111

Trend not significant at 99% confidence level (α = 0.005 per tail).

Constituent: Boron Analysis Run 4/2/2024 2:46 PM View: Appendix III - Trend Tests

Plant Bowen Client: Southern Company Data: Bowen AP-1

Sen's Slope Estimator

BGWC-25

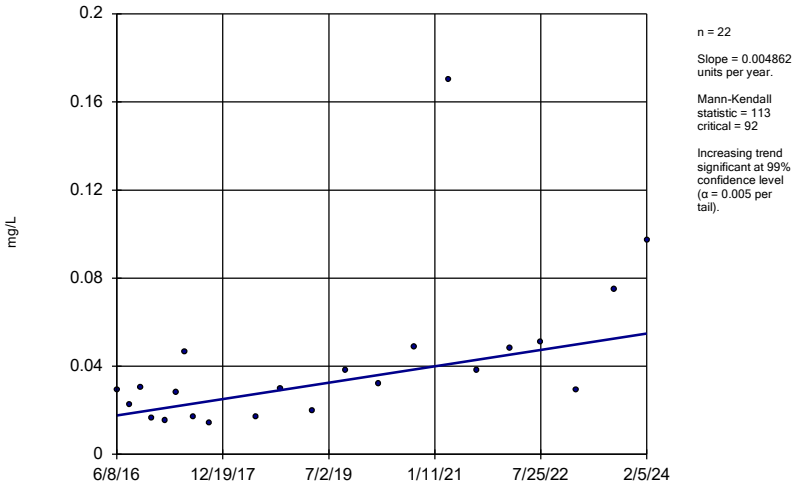

n = 22

Slope = 0.004862 units per year.

Mann-Kendall statistic = 113
critical = 92

Increasing trend significant at 99% confidence level (α = 0.005 per tail).

Constituent: Boron Analysis Run 4/2/2024 2:46 PM View: Appendix III - Trend Tests
Plant Bowen Client: Southern Company Data: Bowen AP-1

Sanitas™ v.10.0.10 Sanitas software utilized by Groundwater Stats Consulting. UG

Sen's Slope Estimator

BGWC-30

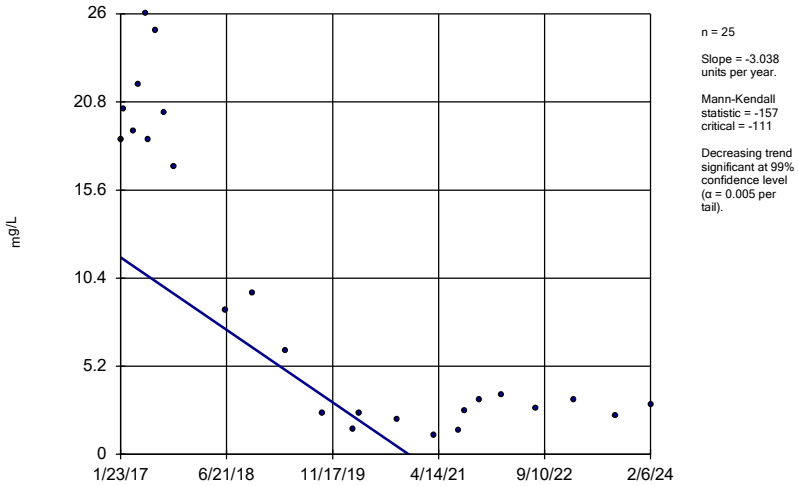

n = 25

Slope = -3.038 units per year.

Mann-Kendall statistic = -157
critical = -111

Decreasing trend significant at 99% confidence level (α = 0.005 per tail).

Constituent: Boron Analysis Run 4/2/2024 2:46 PM View: Appendix III - Trend Tests
Plant Bowen Client: Southern Company Data: Bowen AP-1

Sanitas™ v.10.0.10 Sanitas software utilized by Groundwater Stats Consulting. UG

Sen's Slope Estimator

BGWC-51

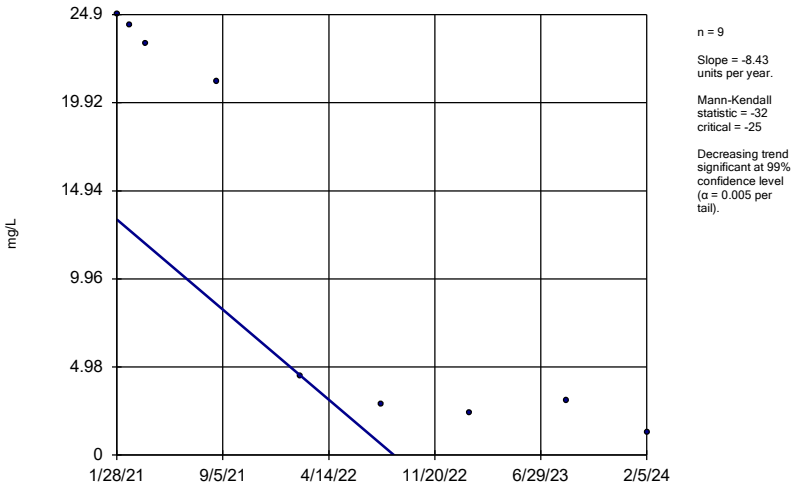

n = 9

Slope = -8.43 units per year.

Mann-Kendall statistic = -32
critical = -25

Decreasing trend significant at 99% confidence level (α = 0.005 per tail).

Constituent: Boron Analysis Run 4/2/2024 2:46 PM View: Appendix III - Trend Tests
Plant Bowen Client: Southern Company Data: Bowen AP-1

Sanitas™ v.10.0.10 Sanitas software utilized by Groundwater Stats Consulting. UG

Sen's Slope Estimator

BGWC-52

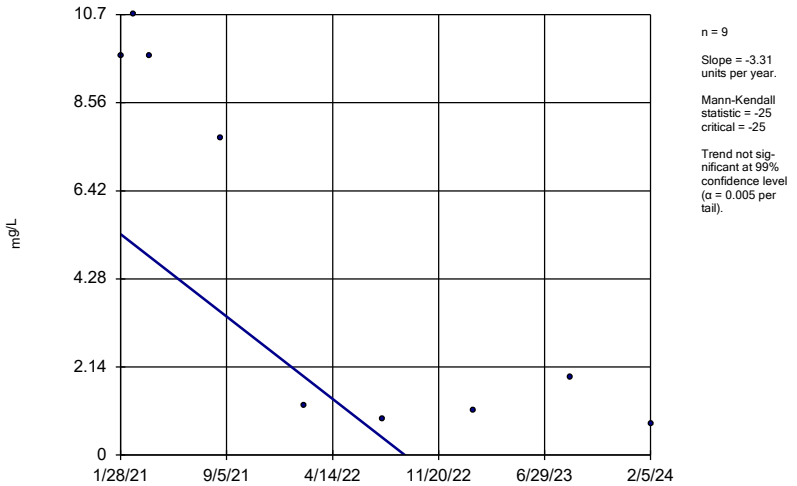

n = 9

Slope = -3.31 units per year.

Mann-Kendall statistic = -25
critical = -25

Trend not significant at 99% confidence level (α = 0.005 per tail).

Constituent: Boron Analysis Run 4/2/2024 2:46 PM View: Appendix III - Trend Tests
Plant Bowen Client: Southern Company Data: Bowen AP-1

Sen's Slope Estimator

BGWC-7

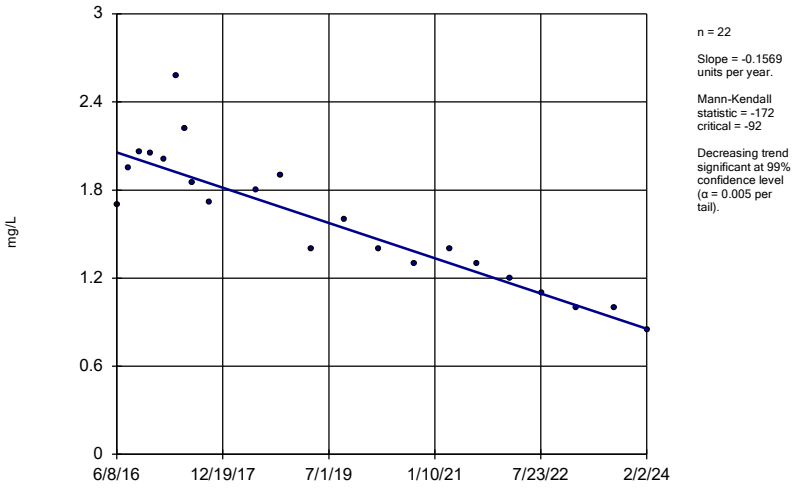

n = 22

Slope = -0.1569 units per year.

Mann-Kendall statistic = -172 critical = -92

Decreasing trend significant at 99% confidence level (α = 0.005 per tail).

Constituent: Boron Analysis Run 4/2/2024 2:46 PM View: Appendix III - Trend Tests

Plant Bowen Client: Southern Company Data: Bowen AP-1

Sanitas™ v.10.0.10 Sanitas software utilized by Groundwater Stats Consulting. UG

Sen's Slope Estimator

BGWC-9

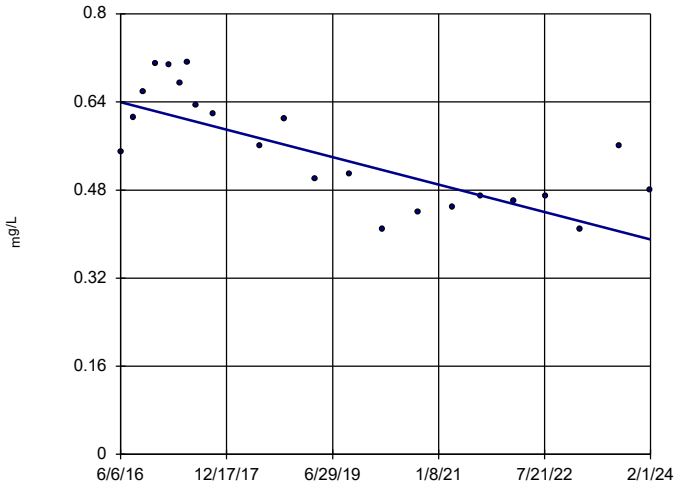

n = 22

Slope = -0.03254 units per year.

Mann-Kendall statistic = -116 critical = -92

Decreasing trend significant at 99% confidence level (α = 0.005 per tail).

Constituent: Boron Analysis Run 4/2/2024 2:46 PM View: Appendix III - Trend Tests

Plant Bowen Client: Southern Company Data: Bowen AP-1

Sanitas™ v.10.0.10 Sanitas software utilized by Groundwater Stats Consulting. UG

Sen's Slope Estimator

BGWA-2 (bg)

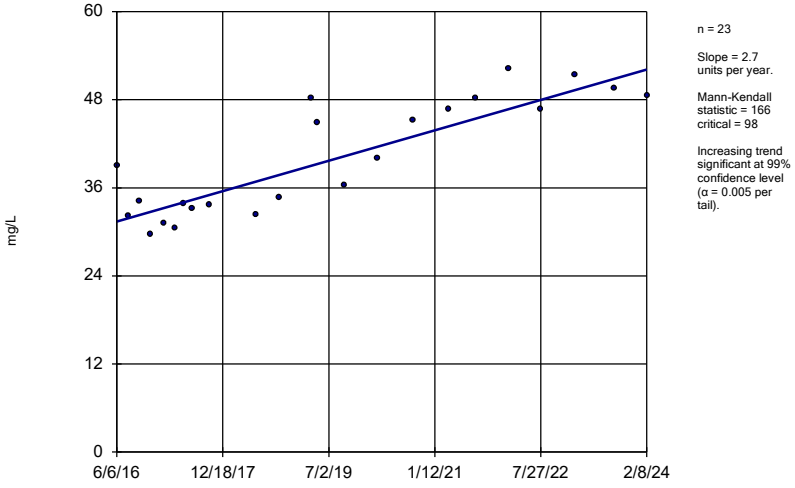

n = 23

Slope = 2.7 units per year.

Mann-Kendall statistic = 166 critical = 98

Increasing trend significant at 99% confidence level (α = 0.005 per tail).

Constituent: Calcium Analysis Run 4/2/2024 2:46 PM View: Appendix III - Trend Tests

Plant Bowen Client: Southern Company Data: Bowen AP-1

Sanitas™ v.10.0.10 Sanitas software utilized by Groundwater Stats Consulting. UG

Sen's Slope Estimator

BGWA-29 (bg)

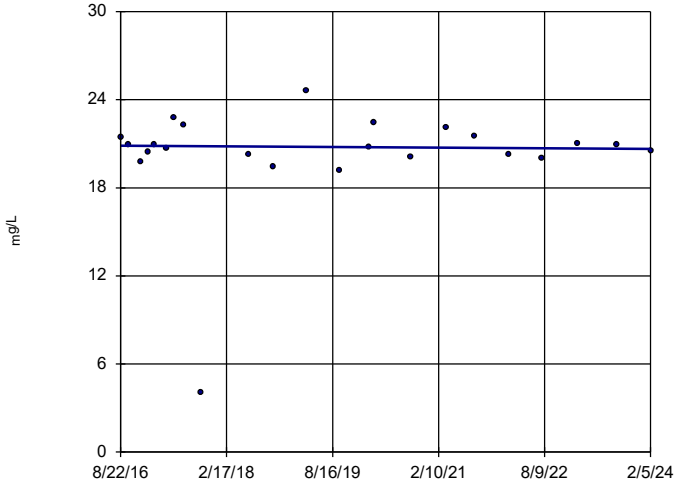

n = 23

Slope = -0.02934 units per year.

Mann-Kendall statistic = -7 critical = -98

Trend not significant at 99% confidence level (α = 0.005 per tail).

Constituent: Calcium Analysis Run 4/2/2024 2:46 PM View: Appendix III - Trend Tests

Plant Bowen Client: Southern Company Data: Bowen AP-1

Sen's Slope Estimator

BGWA-33 (bg)

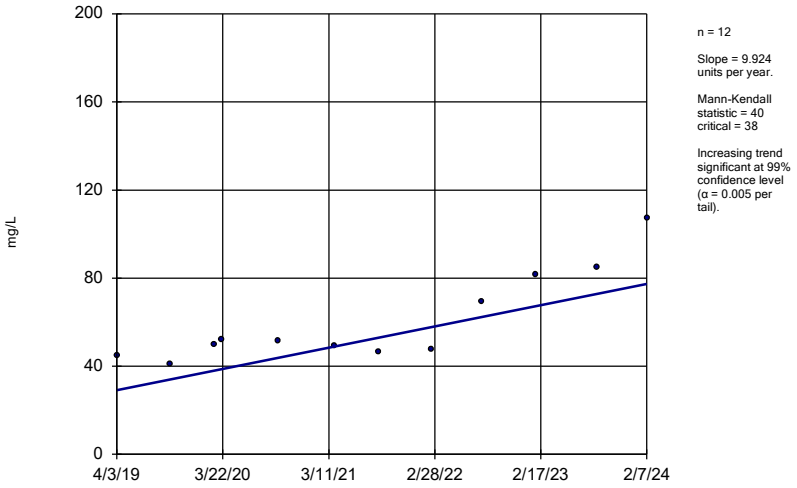

n = 12

Slope = 9.924 units per year.

Mann-Kendall statistic = 40
critical = 38

Increasing trend significant at 99% confidence level (α = 0.005 per tail).

Constituent: Calcium Analysis Run 4/2/2024 2:46 PM View: Appendix III - Trend Tests
Plant Bowen Client: Southern Company Data: Bowen AP-1

Sanitas™ v.10.0.10 Sanitas software utilized by Groundwater Stats Consulting. UG

Sen's Slope Estimator

BGWA-47D (bg)

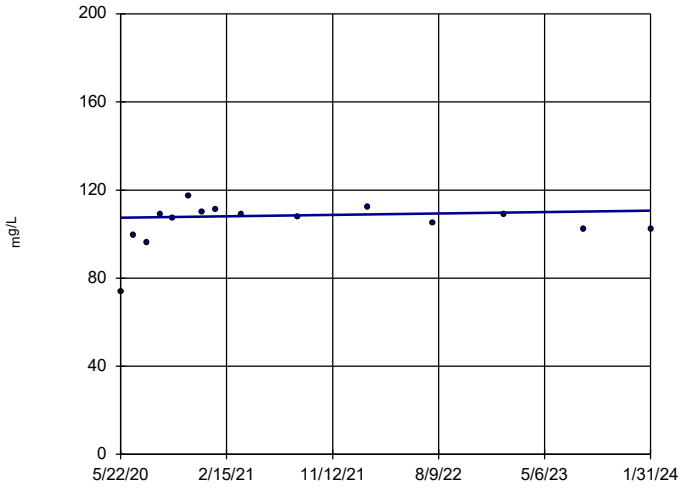

n = 15

Slope = 0.8639 units per year.

Mann-Kendall statistic = 11
critical = 53

Trend not sig-nificant at 99% confidence level (α = 0.005 per tail).

Constituent: Calcium Analysis Run 4/2/2024 2:46 PM View: Appendix III - Trend Tests
Plant Bowen Client: Southern Company Data: Bowen AP-1

Sanitas™ v.10.0.10 Sanitas software utilized by Groundwater Stats Consulting. UG

Sen's Slope Estimator

BGWA-48D (bg)

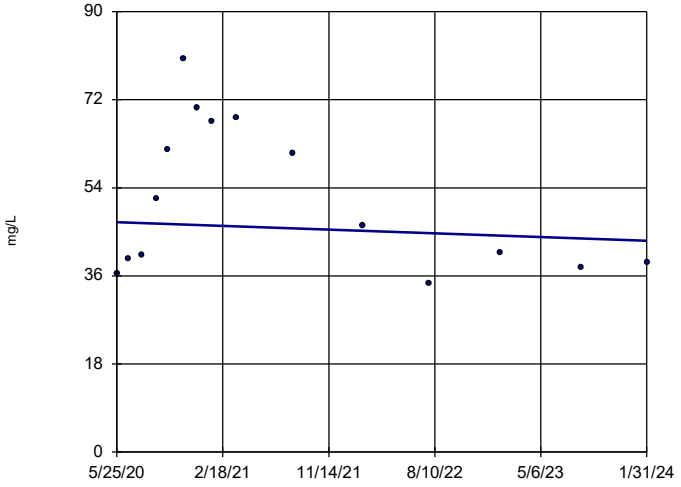

n = 15

Slope = -1.03 units per year.

Mann-Kendall statistic = -11
critical = -53

Trend not sig-nificant at 99% confidence level (α = 0.005 per tail).

Constituent: Calcium Analysis Run 4/2/2024 2:46 PM View: Appendix III - Trend Tests
Plant Bowen Client: Southern Company Data: Bowen AP-1

Sanitas™ v.10.0.10 Sanitas software utilized by Groundwater Stats Consulting. UG

Sen's Slope Estimator

BGWC-12

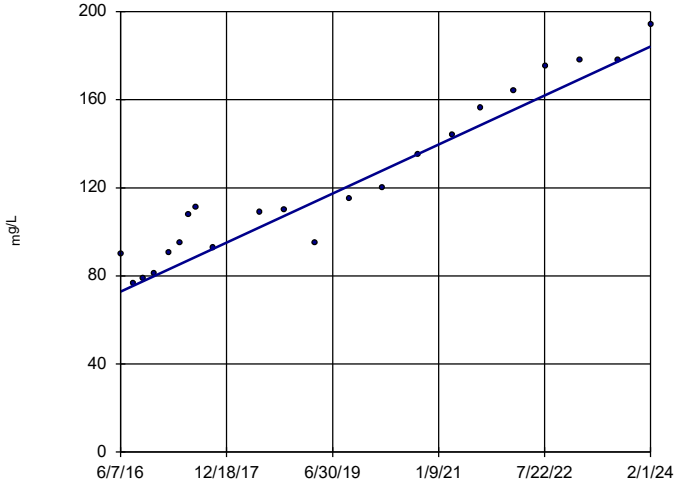

n = 22

Slope = 14.52 units per year.

Mann-Kendall statistic = 205
critical = 92

Increasing trend significant at 99% confidence level (α = 0.005 per tail).

Constituent: Calcium Analysis Run 4/2/2024 2:46 PM View: Appendix III - Trend Tests
Plant Bowen Client: Southern Company Data: Bowen AP-1

Sen's Slope Estimator

BGWC-14A

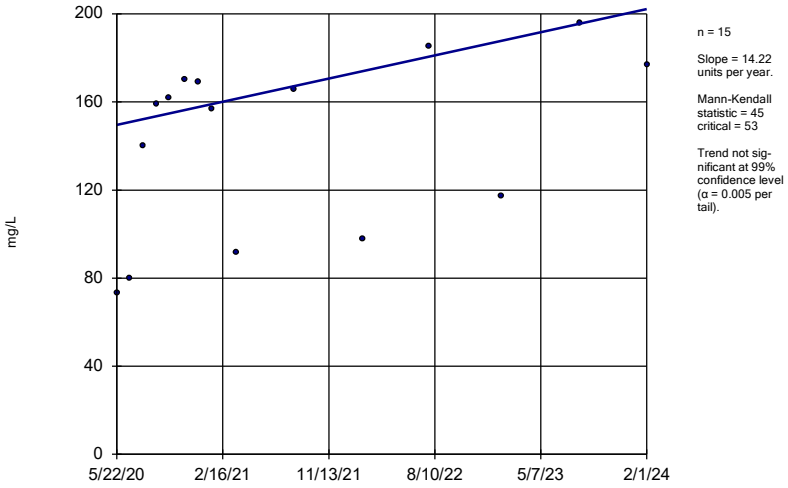

n = 15

Slope = 14.22 units per year.

Mann-Kendall statistic = 45 critical = 53

Trend not significant at 99% confidence level (α = 0.005 per tail).

Constituent: Calcium Analysis Run 4/2/2024 2:46 PM View: Appendix III - Trend Tests

Plant Bowen Client: Southern Company Data: Bowen AP-1

Sanitas™ v.10.0.10 Sanitas software utilized by Groundwater Stats Consulting. UG

Sen's Slope Estimator

BGWC-16

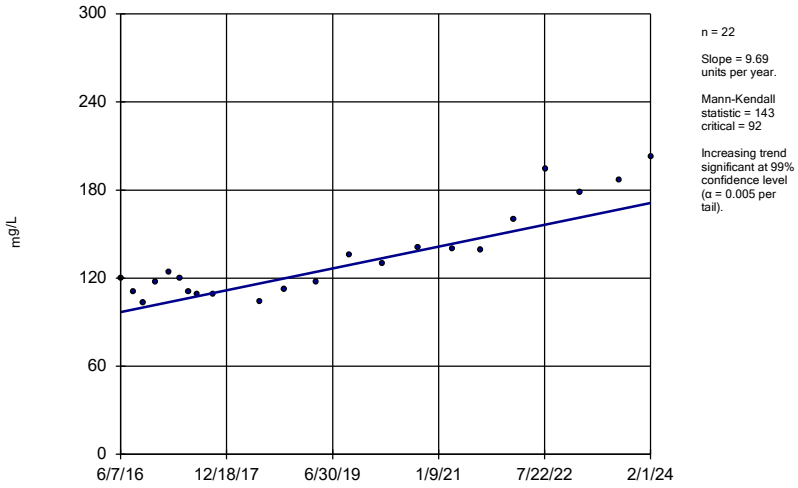

n = 22

Slope = 9.69 units per year.

Mann-Kendall statistic = 143 critical = 92

Increasing trend significant at 99% confidence level (α = 0.005 per tail).

Constituent: Calcium Analysis Run 4/2/2024 2:46 PM View: Appendix III - Trend Tests

Plant Bowen Client: Southern Company Data: Bowen AP-1

Sanitas™ v.10.0.10 Sanitas software utilized by Groundwater Stats Consulting. UG

Sen's Slope Estimator

BGWC-20

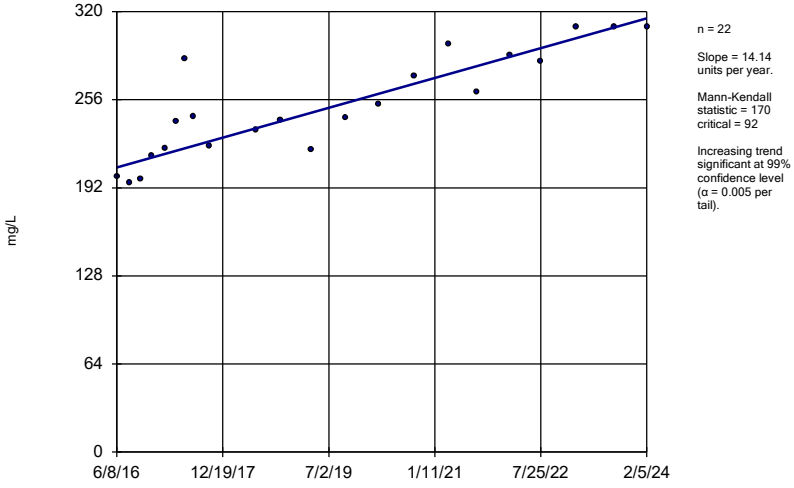

n = 22

Slope = 14.14 units per year.

Mann-Kendall statistic = 170 critical = 92

Increasing trend significant at 99% confidence level (α = 0.005 per tail).

Constituent: Calcium Analysis Run 4/2/2024 2:46 PM View: Appendix III - Trend Tests

Plant Bowen Client: Southern Company Data: Bowen AP-1

Sanitas™ v.10.0.10 Sanitas software utilized by Groundwater Stats Consulting. UG

Sen's Slope Estimator

BGWC-22

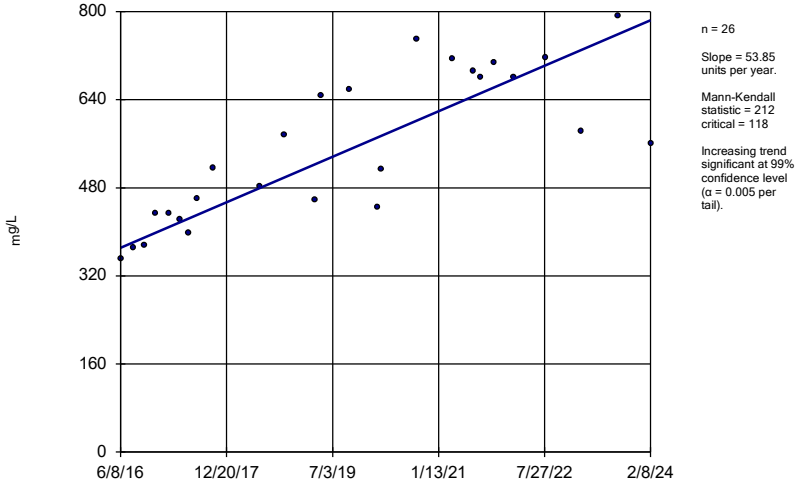

n = 26

Slope = 53.85 units per year.

Mann-Kendall statistic = 212 critical = 118

Increasing trend significant at 99% confidence level (α = 0.005 per tail).

Constituent: Calcium Analysis Run 4/2/2024 2:46 PM View: Appendix III - Trend Tests

Plant Bowen Client: Southern Company Data: Bowen AP-1

Sen's Slope Estimator

BGWC-23

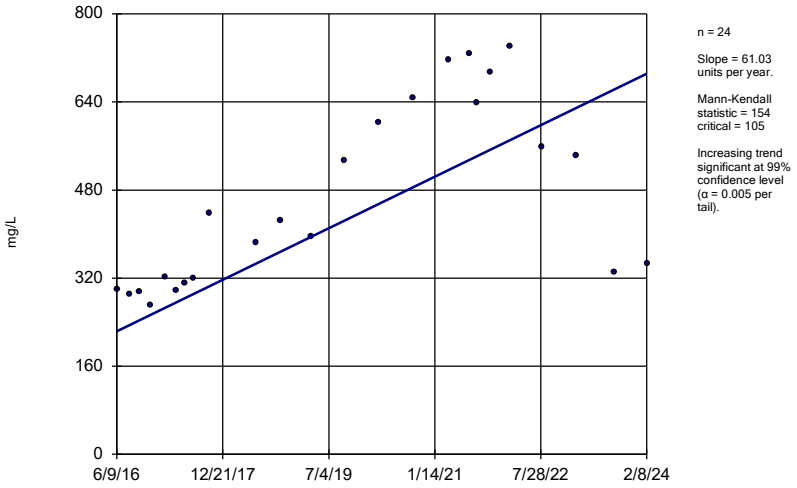

n = 24

Slope = 61.03 units per year.

Mann-Kendall statistic = 154 critical = 105

Increasing trend significant at 99% confidence level (α = 0.005 per tail).

Constituent: Calcium Analysis Run 4/2/2024 2:46 PM View: Appendix III - Trend Tests

Plant Bowen Client: Southern Company Data: Bowen AP-1

Sanitas™ v.10.0.10 Sanitas software utilized by Groundwater Stats Consulting. UG

Sen's Slope Estimator

BGWC-24

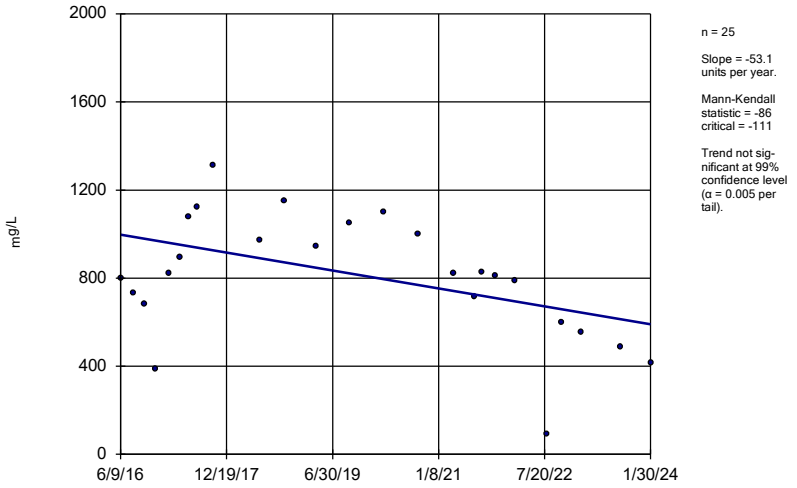

n = 25

Slope = -53.1 units per year.

Mann-Kendall statistic = -86 critical = -111

Trend not significant at 99% confidence level (α = 0.005 per tail).

Constituent: Calcium Analysis Run 4/2/2024 2:46 PM View: Appendix III - Trend Tests

Plant Bowen Client: Southern Company Data: Bowen AP-1

Sanitas™ v.10.0.10 Sanitas software utilized by Groundwater Stats Consulting. UG

Sen's Slope Estimator

BGWC-7

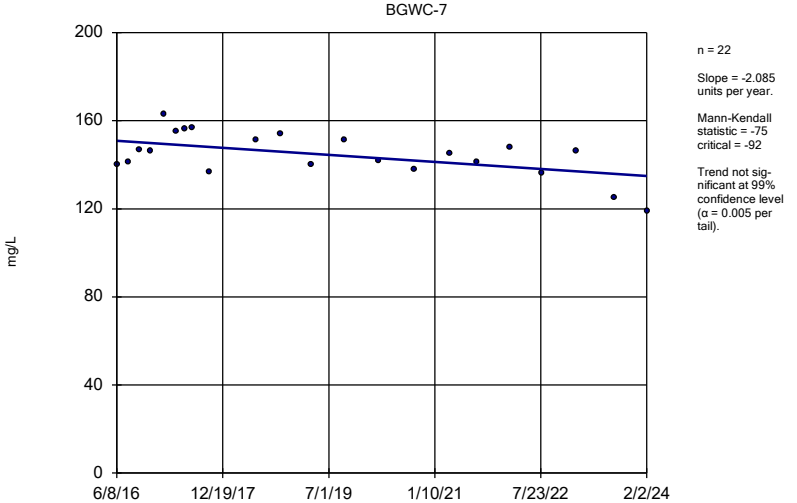

n = 22

Slope = -2.085 units per year.

Mann-Kendall statistic = -75 critical = -92

Trend not significant at 99% confidence level (α = 0.005 per tail).

Constituent: Calcium Analysis Run 4/2/2024 2:46 PM View: Appendix III - Trend Tests

Plant Bowen Client: Southern Company Data: Bowen AP-1

Sanitas™ v.10.0.10 Sanitas software utilized by Groundwater Stats Consulting. UG

Sen's Slope Estimator

BGWA-2 (bg)

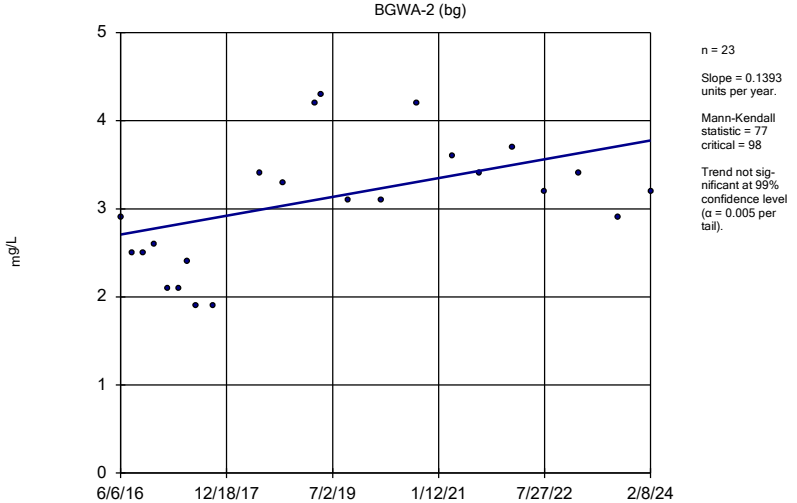

n = 23

Slope = 0.1393 units per year.

Mann-Kendall statistic = 77 critical = 98

Trend not significant at 99% confidence level (α = 0.005 per tail).

Constituent: Chloride Analysis Run 4/2/2024 2:46 PM View: Appendix III - Trend Tests

Plant Bowen Client: Southern Company Data: Bowen AP-1

Sen's Slope Estimator

BGWA-29 (bg)

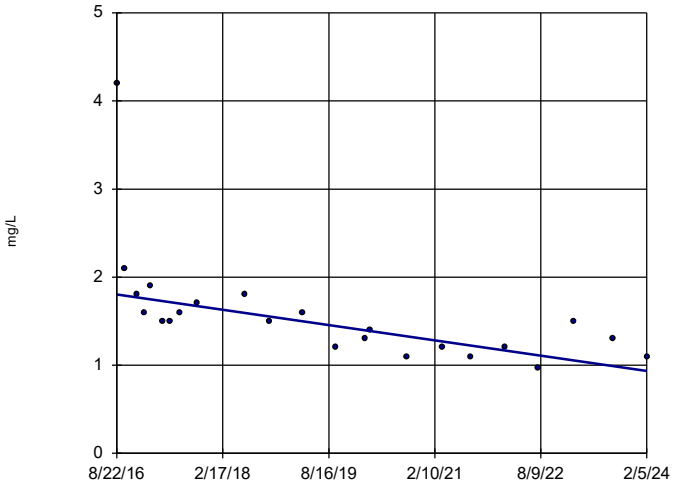

n = 23

Slope = -0.1165 units per year.

Mann-Kendall statistic = -162 critical = -98

Decreasing trend significant at 99% confidence level (α = 0.005 per tail).

Constituent: Chloride Analysis Run 4/2/2024 2:46 PM View: Appendix III - Trend Tests

Plant Bowen Client: Southern Company Data: Bowen AP-1

Sanitas™ v.10.0.10 Sanitas software utilized by Groundwater Stats Consulting. UG

Sen's Slope Estimator

BGWA-33 (bg)

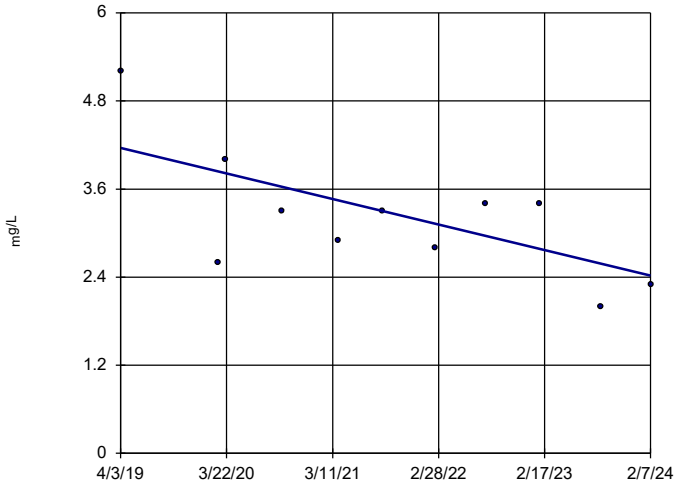

n = 11

Slope = -0.3585 units per year.

Mann-Kendall statistic = -19 critical = -34

Trend not significant at 99% confidence level (α = 0.005 per tail).

Constituent: Chloride Analysis Run 4/2/2024 2:46 PM View: Appendix III - Trend Tests

Plant Bowen Client: Southern Company Data: Bowen AP-1

Sanitas™ v.10.0.10 Sanitas software utilized by Groundwater Stats Consulting. UG

Sen's Slope Estimator

BGWA-47D (bg)

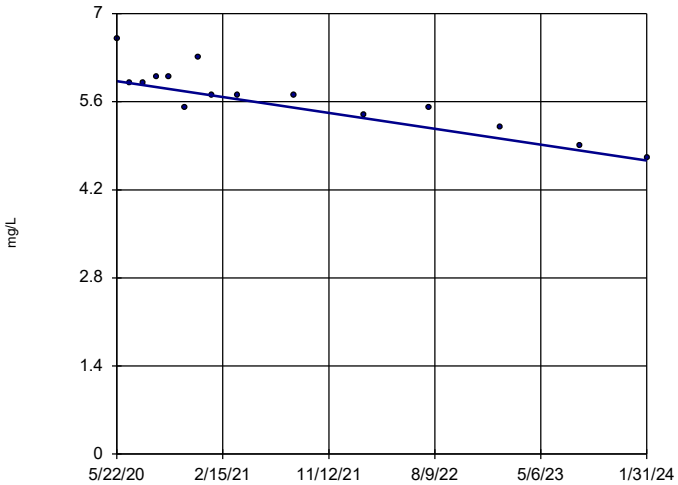

n = 15

Slope = -0.3417 units per year.

Mann-Kendall statistic = -73 critical = -53

Decreasing trend significant at 99% confidence level (α = 0.005 per tail).

Constituent: Chloride Analysis Run 4/2/2024 2:46 PM View: Appendix III - Trend Tests

Plant Bowen Client: Southern Company Data: Bowen AP-1

Sanitas™ v.10.0.10 Sanitas software utilized by Groundwater Stats Consulting. UG

Sen's Slope Estimator

BGWA-48D (bg)

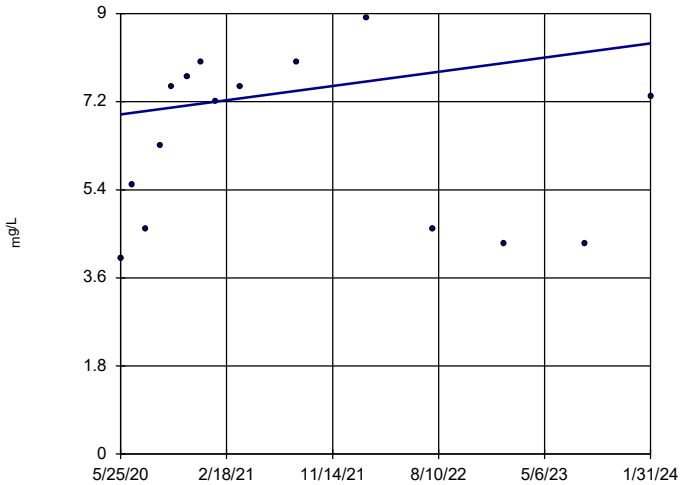

n = 15

Slope = 0.3925 units per year.

Mann-Kendall statistic = 15 critical = 53

Trend not significant at 99% confidence level (α = 0.005 per tail).

Constituent: Chloride Analysis Run 4/2/2024 2:46 PM View: Appendix III - Trend Tests

Plant Bowen Client: Southern Company Data: Bowen AP-1

Sen's Slope Estimator

BGWC-10

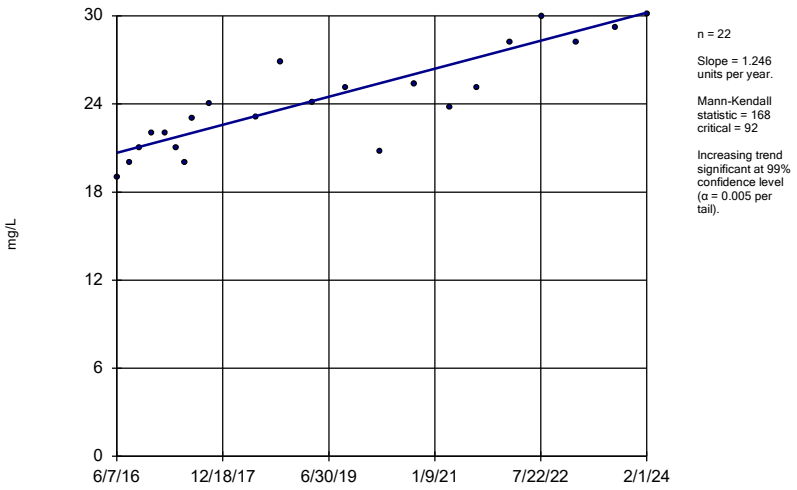

n = 22

Slope = 1.246 units per year.

Mann-Kendall statistic = 168 critical = 92

Increasing trend significant at 99% confidence level (α = 0.005 per tail).

Constituent: Chloride Analysis Run 4/2/2024 2:46 PM View: Appendix III - Trend Tests

Plant Bowen Client: Southern Company Data: Bowen AP-1

Sanitas™ v.10.0.10 Sanitas software utilized by Groundwater Stats Consulting. UG

Sen's Slope Estimator

BGWC-12

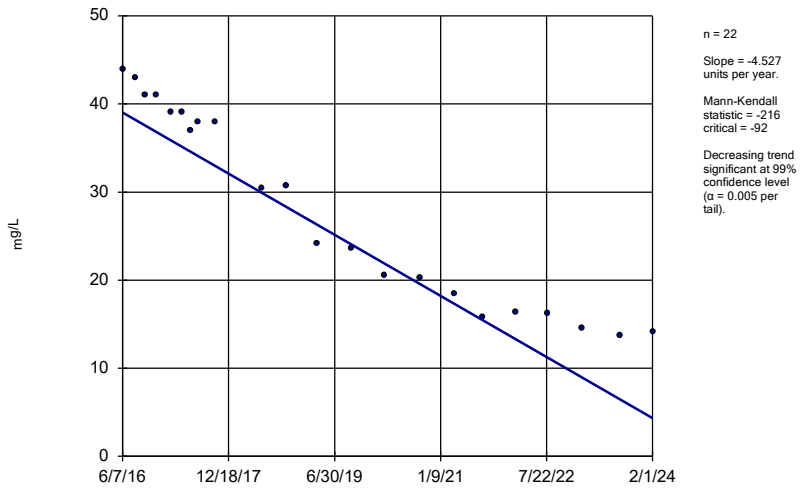

n = 22

Slope = -4.527 units per year.

Mann-Kendall statistic = -216 critical = -92

Decreasing trend significant at 99% confidence level (α = 0.005 per tail).

Constituent: Chloride Analysis Run 4/2/2024 2:46 PM View: Appendix III - Trend Tests

Plant Bowen Client: Southern Company Data: Bowen AP-1

Sanitas™ v.10.0.10 Sanitas software utilized by Groundwater Stats Consulting. UG

Sen's Slope Estimator

BGWC-14A

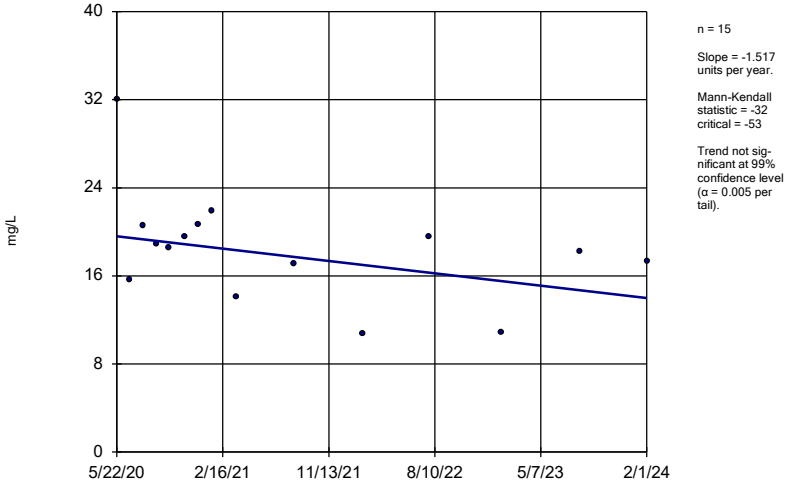

n = 15

Slope = -1.517 units per year.

Mann-Kendall statistic = -32 critical = -53

Trend not significant at 99% confidence level (α = 0.005 per tail).

Constituent: Chloride Analysis Run 4/2/2024 2:47 PM View: Appendix III - Trend Tests

Plant Bowen Client: Southern Company Data: Bowen AP-1

Sanitas™ v.10.0.10 Sanitas software utilized by Groundwater Stats Consulting. UG

Sen's Slope Estimator

BGWC-16

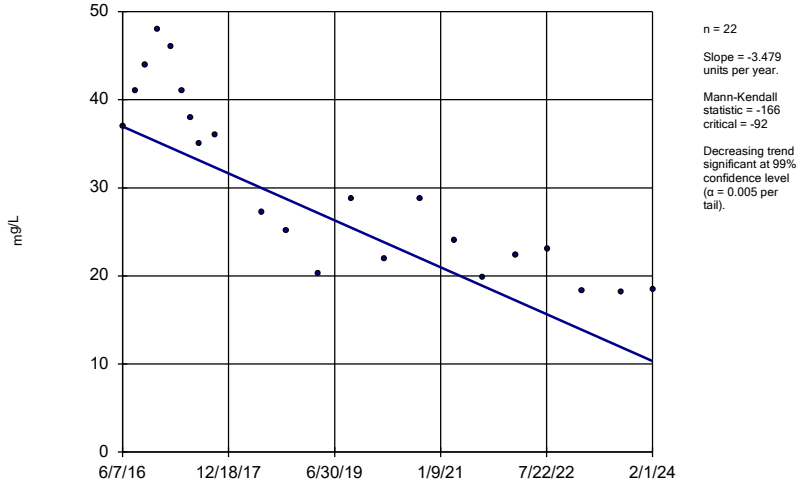

n = 22

Slope = -3.479 units per year.

Mann-Kendall statistic = -166 critical = -92

Decreasing trend significant at 99% confidence level (α = 0.005 per tail).

Constituent: Chloride Analysis Run 4/2/2024 2:47 PM View: Appendix III - Trend Tests

Plant Bowen Client: Southern Company Data: Bowen AP-1

Sanitas™ v.10.0.10 Sanitas software utilized by Groundwater Stats Consulting. UG

Sen's Slope Estimator

BGWC-17

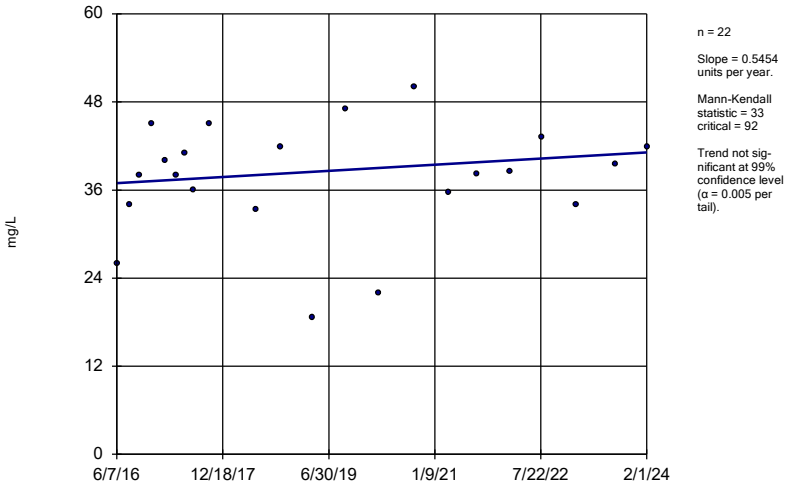

n = 22

Slope = 0.5454 units per year.

Mann-Kendall statistic = 33 critical = 92

Trend not significant at 99% confidence level (α = 0.005 per tail).

Constituent: Chloride Analysis Run 4/2/2024 2:47 PM View: Appendix III - Trend Tests

Plant Bowen Client: Southern Company Data: Bowen AP-1

Sanitas™ v.10.0.10 Sanitas software utilized by Groundwater Stats Consulting. UG

Sen's Slope Estimator

BGWC-20

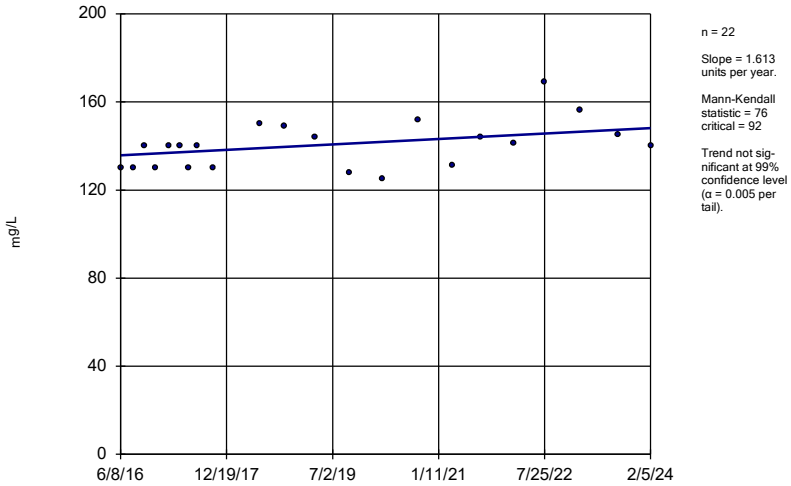

n = 22

Slope = 1.613 units per year.

Mann-Kendall statistic = 76 critical = 92

Trend not significant at 99% confidence level (α = 0.005 per tail).

Constituent: Chloride Analysis Run 4/2/2024 2:47 PM View: Appendix III - Trend Tests

Plant Bowen Client: Southern Company Data: Bowen AP-1

Sanitas™ v.10.0.10 Sanitas software utilized by Groundwater Stats Consulting. UG

Sen's Slope Estimator

BGWC-22

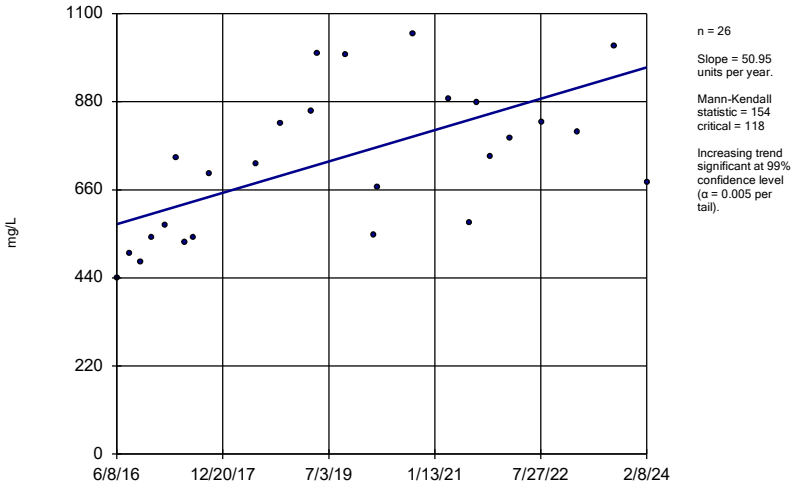

n = 26

Slope = 50.95 units per year.

Mann-Kendall statistic = 154 critical = 118

Increasing trend significant at 99% confidence level (α = 0.005 per tail).

Constituent: Chloride Analysis Run 4/2/2024 2:47 PM View: Appendix III - Trend Tests

Plant Bowen Client: Southern Company Data: Bowen AP-1

Sanitas™ v.10.0.10 Sanitas software utilized by Groundwater Stats Consulting. UG

Sen's Slope Estimator

BGWC-23

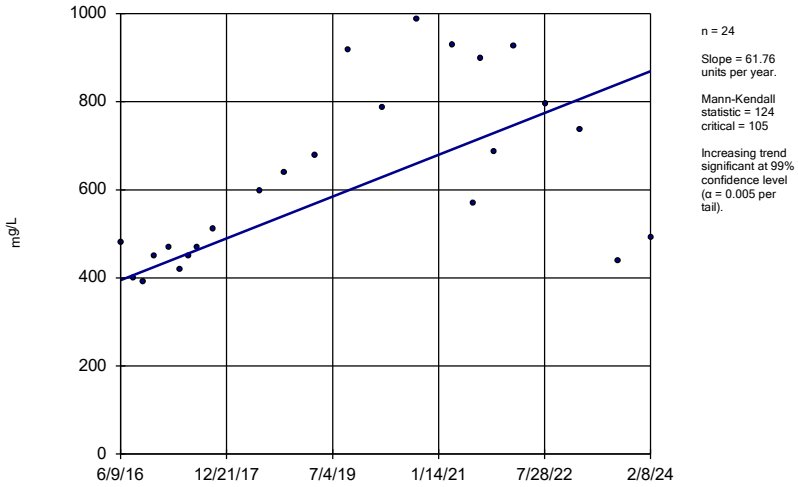

n = 24

Slope = 61.76 units per year.

Mann-Kendall statistic = 124 critical = 105

Increasing trend significant at 99% confidence level (α = 0.005 per tail).

Constituent: Chloride Analysis Run 4/2/2024 2:47 PM View: Appendix III - Trend Tests

Plant Bowen Client: Southern Company Data: Bowen AP-1

Sen's Slope Estimator

BGWC-24

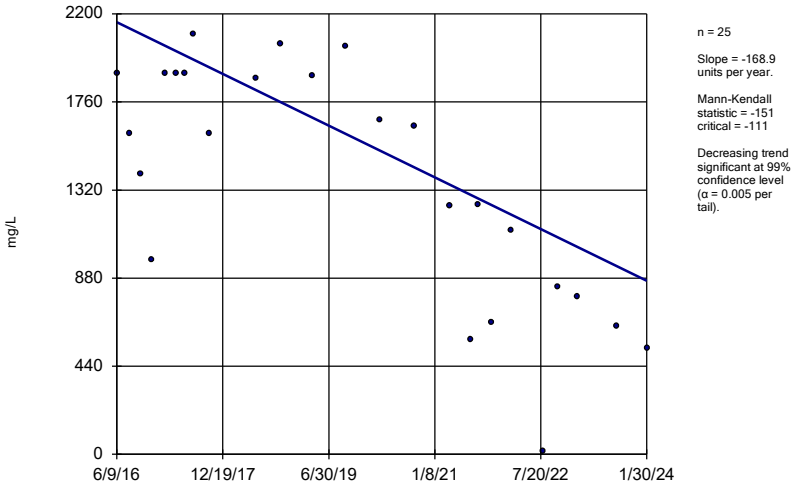

n = 25

Slope = -168.9 units per year.

Mann-Kendall statistic = -151
critical = -111

Decreasing trend significant at 99% confidence level (α = 0.005 per tail).

Constituent: Chloride Analysis Run 4/2/2024 2:47 PM View: Appendix III - Trend Tests
Plant Bowen Client: Southern Company Data: Bowen AP-1

Sanitas™ v.10.0.10 Sanitas software utilized by Groundwater Stats Consulting. UG

Sen's Slope Estimator

BGWC-25

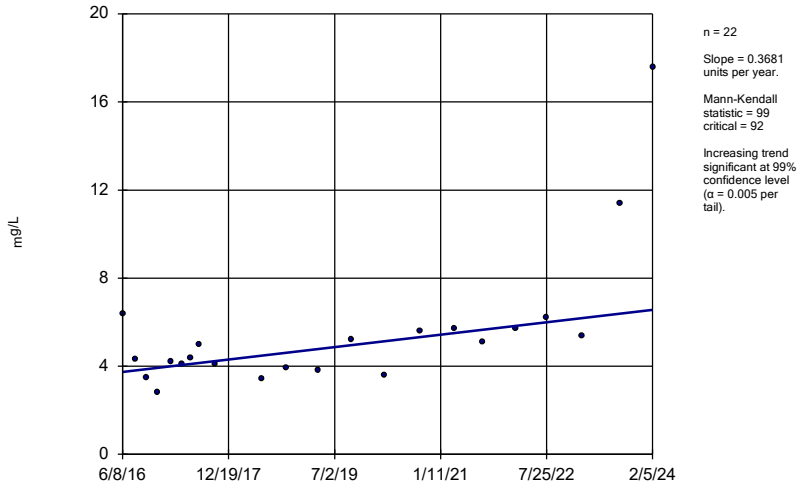

n = 22

Slope = 0.3681 units per year.

Mann-Kendall statistic = 99
critical = 92

Increasing trend significant at 99% confidence level (α = 0.005 per tail).

Constituent: Chloride Analysis Run 4/2/2024 2:47 PM View: Appendix III - Trend Tests
Plant Bowen Client: Southern Company Data: Bowen AP-1

Sanitas™ v.10.0.10 Sanitas software utilized by Groundwater Stats Consulting. UG

Sen's Slope Estimator

BGWC-30

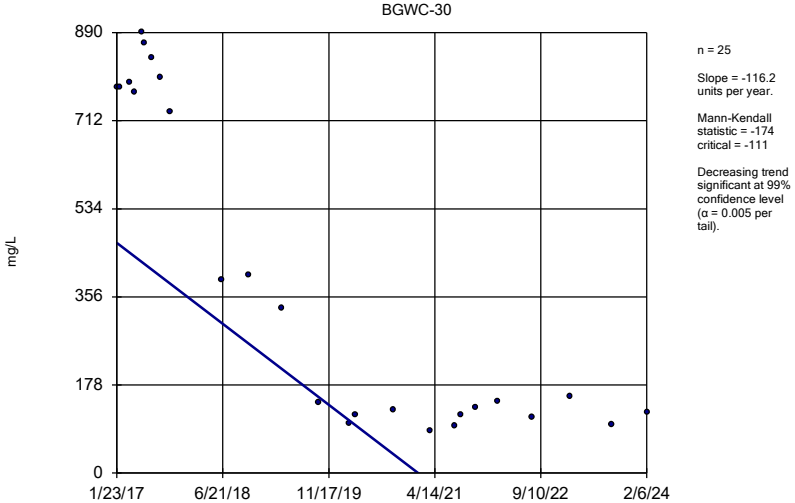

n = 25

Slope = -116.2 units per year.

Mann-Kendall statistic = -174
critical = -111

Decreasing trend significant at 99% confidence level (α = 0.005 per tail).

Constituent: Chloride Analysis Run 4/2/2024 2:47 PM View: Appendix III - Trend Tests
Plant Bowen Client: Southern Company Data: Bowen AP-1

Sanitas™ v.10.0.10 Sanitas software utilized by Groundwater Stats Consulting. UG

Sen's Slope Estimator

BGWC-51

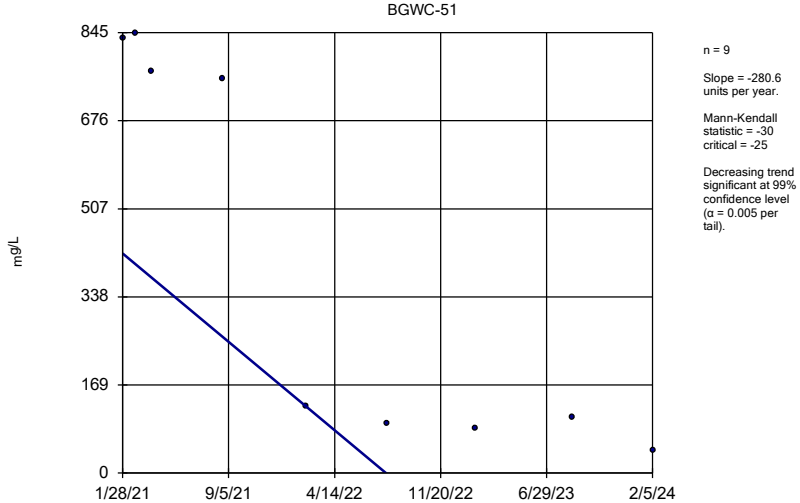

n = 9

Slope = -280.6 units per year.

Mann-Kendall statistic = -30
critical = -25

Decreasing trend significant at 99% confidence level (α = 0.005 per tail).

Constituent: Chloride Analysis Run 4/2/2024 2:47 PM View: Appendix III - Trend Tests
Plant Bowen Client: Southern Company Data: Bowen AP-1

Sen's Slope Estimator

BGWC-52

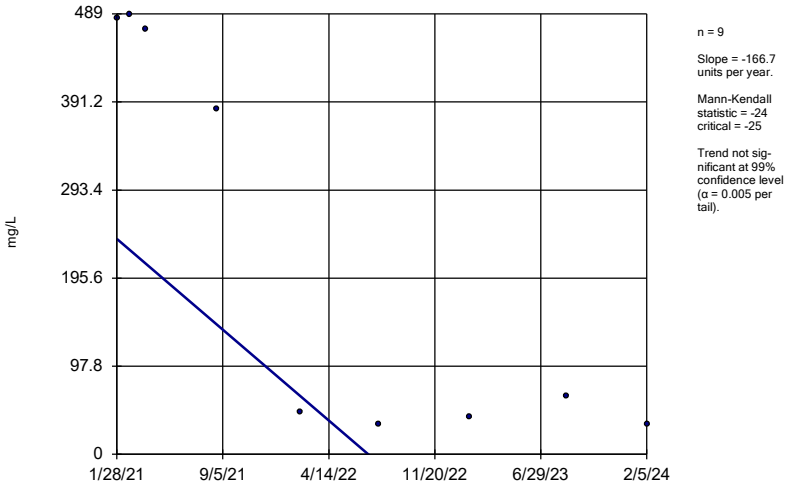

n = 9

Slope = -166.7 units per year.

Mann-Kendall statistic = -24
critical = -25

Trend not significant at 99% confidence level (α = 0.005 per tail).

Constituent: Chloride Analysis Run 4/2/2024 2:47 PM View: Appendix III - Trend Tests
Plant Bowen Client: Southern Company Data: Bowen AP-1

Sanitas™ v.10.0.10 Sanitas software utilized by Groundwater Stats Consulting. UG

Sen's Slope Estimator

BGWC-9

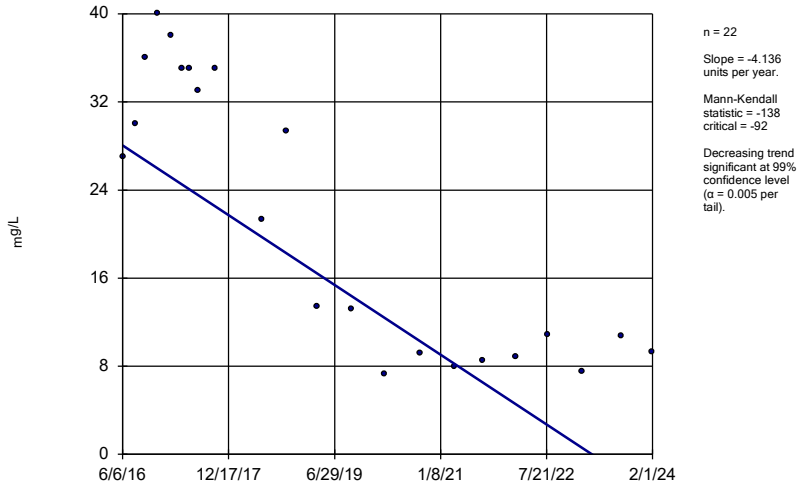

n = 22

Slope = -4.136 units per year.

Mann-Kendall statistic = -138
critical = -92

Decreasing trend significant at 99% confidence level (α = 0.005 per tail).

Constituent: Chloride Analysis Run 4/2/2024 2:47 PM View: Appendix III - Trend Tests
Plant Bowen Client: Southern Company Data: Bowen AP-1

Sanitas™ v.10.0.10 Sanitas software utilized by Groundwater Stats Consulting. UG

Sen's Slope Estimator

BGWA-2 (bg)

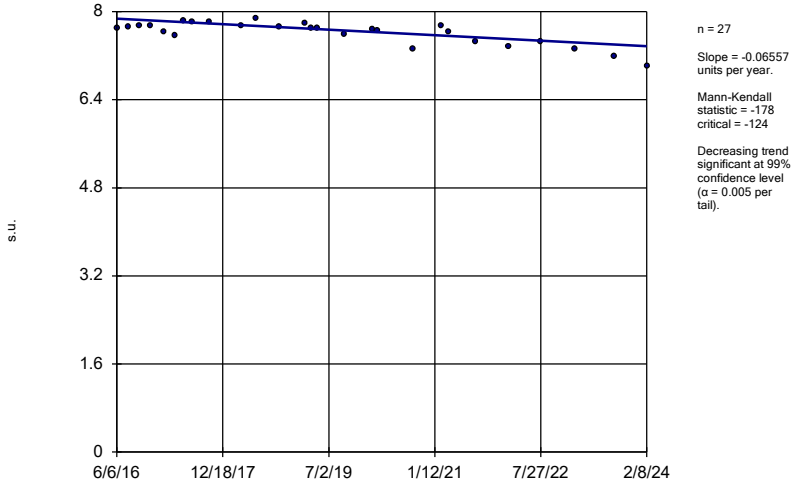

n = 27

Slope = -0.06557 units per year.

Mann-Kendall statistic = -178
critical = -124

Decreasing trend significant at 99% confidence level (α = 0.005 per tail).

Constituent: pH Analysis Run 4/2/2024 2:47 PM View: Appendix III - Trend Tests
Plant Bowen Client: Southern Company Data: Bowen AP-1

Sanitas™ v.10.0.10 Sanitas software utilized by Groundwater Stats Consulting. UG

Sen's Slope Estimator

BGWA-29 (bg)

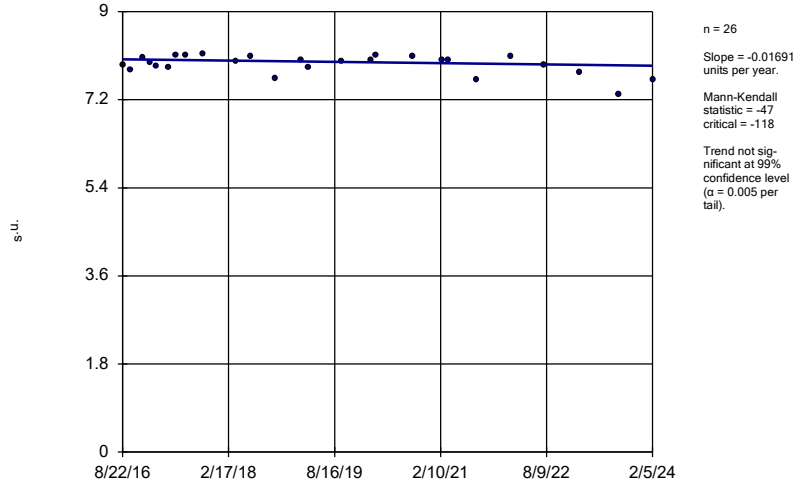

n = 26

Slope = -0.01691 units per year.

Mann-Kendall statistic = -47
critical = -118

Trend not significant at 99% confidence level (α = 0.005 per tail).

Constituent: pH Analysis Run 4/2/2024 2:47 PM View: Appendix III - Trend Tests
Plant Bowen Client: Southern Company Data: Bowen AP-1

Sen's Slope Estimator

BGWA-33 (bg)

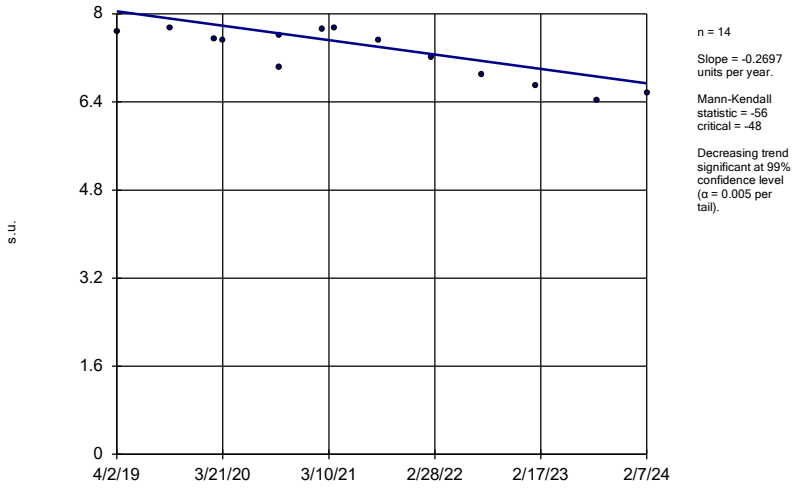

n = 14

Slope = -0.2697 units per year.

Mann-Kendall statistic = -56 critical = -48

Decreasing trend significant at 99% confidence level (α = 0.005 per tail).

Constituent: pH Analysis Run 4/2/2024 2:47 PM View: Appendix III - Trend Tests

Plant Bowen Client: Southern Company Data: Bowen AP-1

Sanitas™ v.10.0.10 Sanitas software utilized by Groundwater Stats Consulting. UG

Sen's Slope Estimator

BGWA-47D (bg)

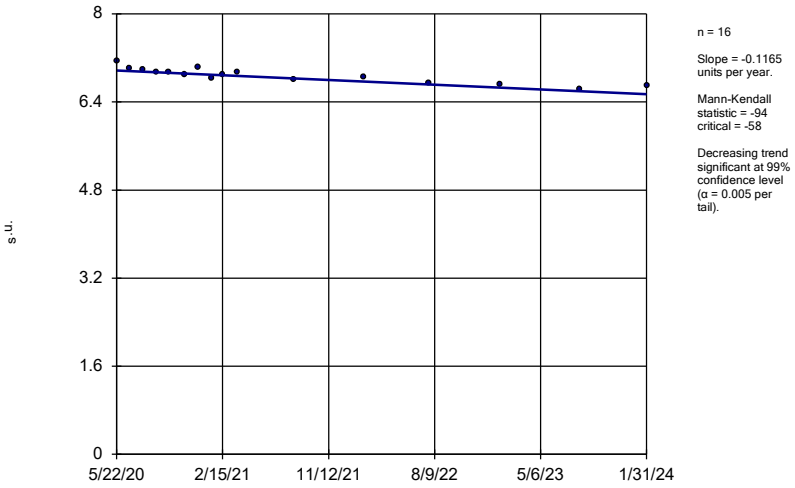

n = 16

Slope = -0.1165 units per year.

Mann-Kendall statistic = -94 critical = -58

Decreasing trend significant at 99% confidence level (α = 0.005 per tail).

Constituent: pH Analysis Run 4/2/2024 2:47 PM View: Appendix III - Trend Tests

Plant Bowen Client: Southern Company Data: Bowen AP-1

Sanitas™ v.10.0.10 Sanitas software utilized by Groundwater Stats Consulting. UG

Sen's Slope Estimator

BGWA-48D (bg)

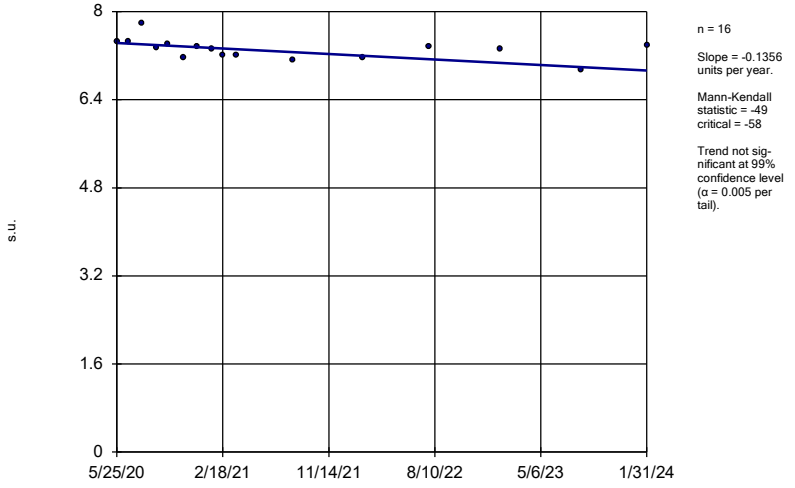

n = 16

Slope = -0.1356 units per year.

Mann-Kendall statistic = -49 critical = -58

Trend not significant at 99% confidence level (α = 0.005 per tail).

Constituent: pH Analysis Run 4/2/2024 2:47 PM View: Appendix III - Trend Tests

Plant Bowen Client: Southern Company Data: Bowen AP-1

Sanitas™ v.10.0.10 Sanitas software utilized by Groundwater Stats Consulting. UG

Sen's Slope Estimator

BGWC-12

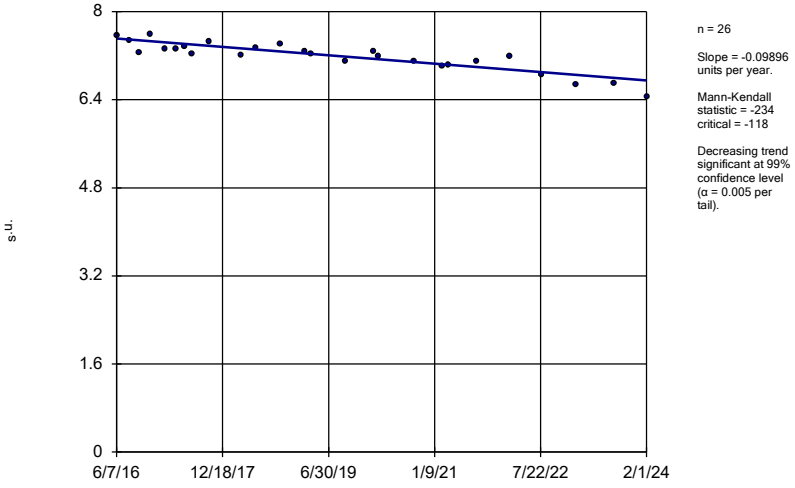

n = 26

Slope = -0.09896 units per year.

Mann-Kendall statistic = -234 critical = -118

Decreasing trend significant at 99% confidence level (α = 0.005 per tail).

Constituent: pH Analysis Run 4/2/2024 2:47 PM View: Appendix III - Trend Tests

Plant Bowen Client: Southern Company Data: Bowen AP-1

Sen's Slope Estimator

BGWC-16

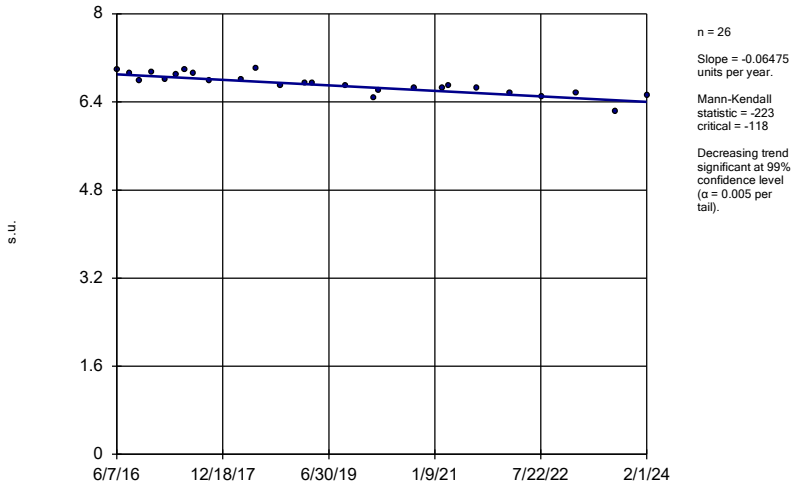

n = 26

Slope = -0.06475 units per year.

Mann-Kendall statistic = -223 critical = -118

Decreasing trend significant at 99% confidence level (α = 0.005 per tail).

Constituent: pH Analysis Run 4/2/2024 2:47 PM View: Appendix III - Trend Tests

Plant Bowen Client: Southern Company Data: Bowen AP-1

Sanitas™ v.10.0.10 Sanitas software utilized by Groundwater Stats Consulting. UG

Sen's Slope Estimator

BGWC-18

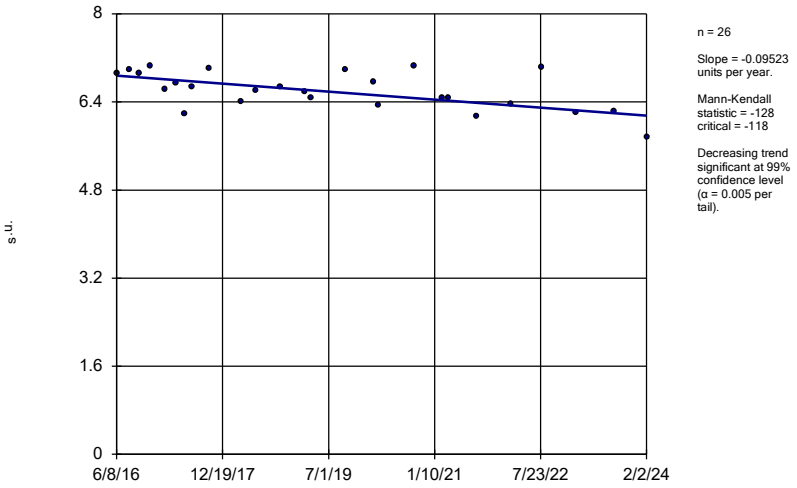

n = 26

Slope = -0.09523 units per year.

Mann-Kendall statistic = -128 critical = -118

Decreasing trend significant at 99% confidence level (α = 0.005 per tail).

Constituent: pH Analysis Run 4/2/2024 2:47 PM View: Appendix III - Trend Tests

Plant Bowen Client: Southern Company Data: Bowen AP-1

Sanitas™ v.10.0.10 Sanitas software utilized by Groundwater Stats Consulting. UG

Sen's Slope Estimator

BGWC-19

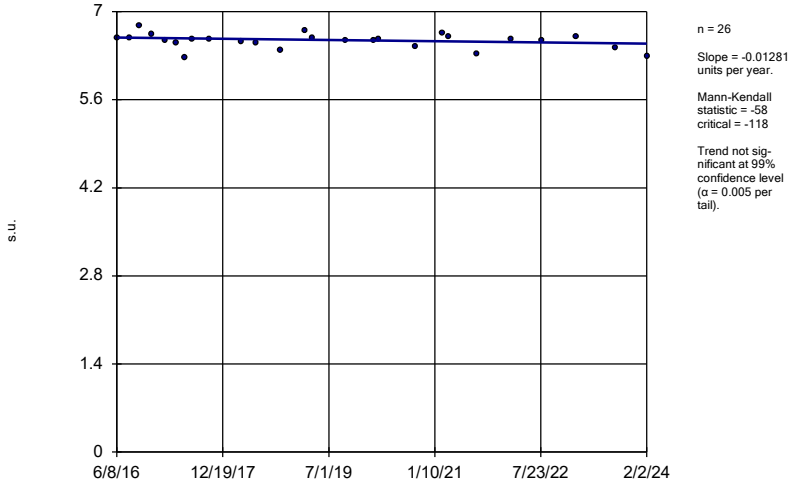

n = 26

Slope = -0.01281 units per year.

Mann-Kendall statistic = -58 critical = -118

Trend not significant at 99% confidence level (α = 0.005 per tail).

Constituent: pH Analysis Run 4/2/2024 2:47 PM View: Appendix III - Trend Tests

Plant Bowen Client: Southern Company Data: Bowen AP-1

Sanitas™ v.10.0.10 Sanitas software utilized by Groundwater Stats Consulting. UG

Sen's Slope Estimator

BGWC-22

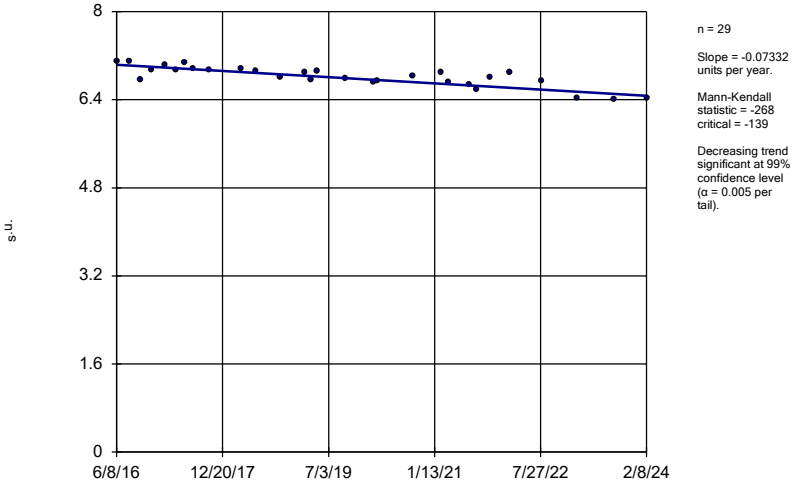

n = 29

Slope = -0.07332 units per year.

Mann-Kendall statistic = -268 critical = -139

Decreasing trend significant at 99% confidence level (α = 0.005 per tail).

Constituent: pH Analysis Run 4/2/2024 2:47 PM View: Appendix III - Trend Tests

Plant Bowen Client: Southern Company Data: Bowen AP-1

Sen's Slope Estimator

BGWC-24

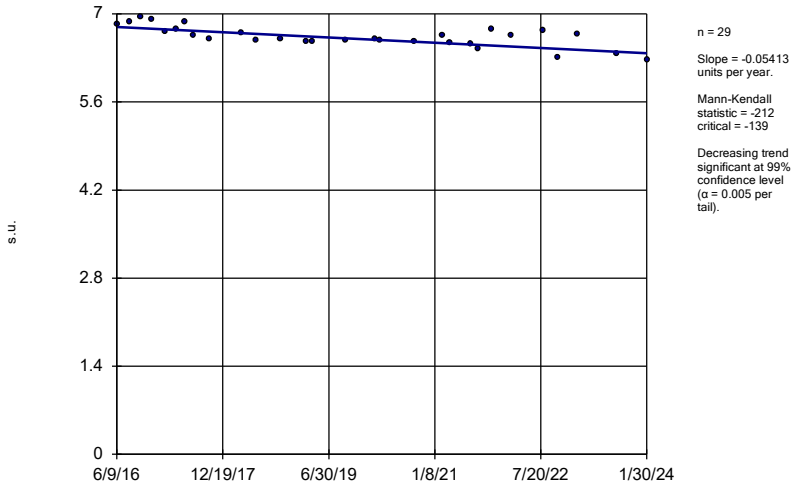

n = 29

Slope = -0.05413 units per year.

Mann-Kendall statistic = -212
critical = -139

Decreasing trend significant at 99% confidence level (α = 0.005 per tail).

Constituent: pH Analysis Run 4/2/2024 2:47 PM View: Appendix III - Trend Tests
Plant Bowen Client: Southern Company Data: Bowen AP-1

Sanitas™ v.10.0.10 Sanitas software utilized by Groundwater Stats Consulting. UG

Sen's Slope Estimator

BGWA-2 (bg)

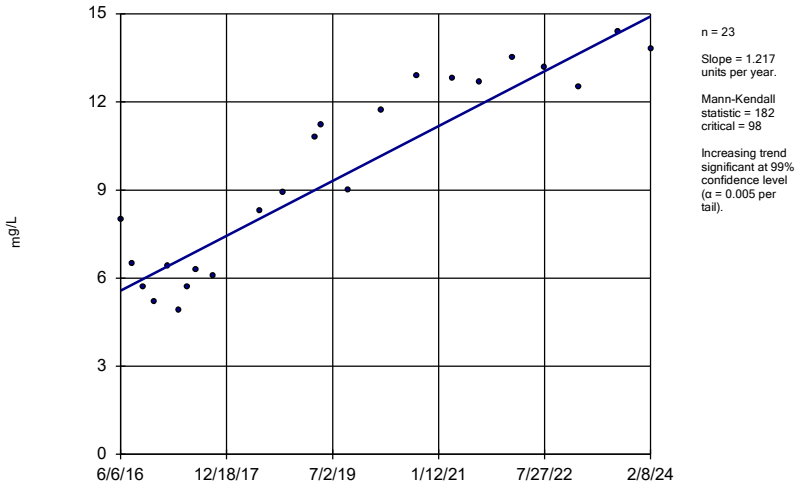

n = 23

Slope = 1.217 units per year.

Mann-Kendall statistic = 182
critical = 98

Increasing trend significant at 99% confidence level (α = 0.005 per tail).

Constituent: Sulfate Analysis Run 4/2/2024 2:47 PM View: Appendix III - Trend Tests
Plant Bowen Client: Southern Company Data: Bowen AP-1

Sanitas™ v.10.0.10 Sanitas software utilized by Groundwater Stats Consulting. UG

Sen's Slope Estimator

BGWA-29 (bg)

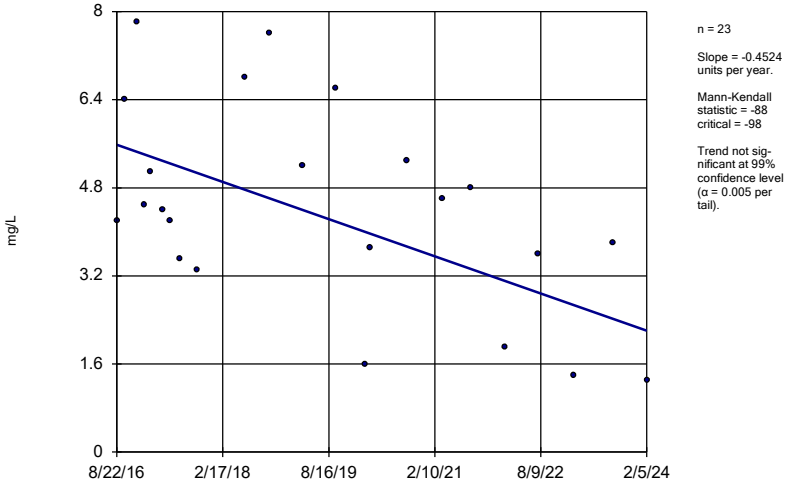

n = 23

Slope = -0.4524 units per year.

Mann-Kendall statistic = -88
critical = -98

Trend not significant at 99% confidence level (α = 0.005 per tail).

Constituent: Sulfate Analysis Run 4/2/2024 2:47 PM View: Appendix III - Trend Tests
Plant Bowen Client: Southern Company Data: Bowen AP-1

Sanitas™ v.10.0.10 Sanitas software utilized by Groundwater Stats Consulting. UG

Sen's Slope Estimator

BGWA-33 (bg)

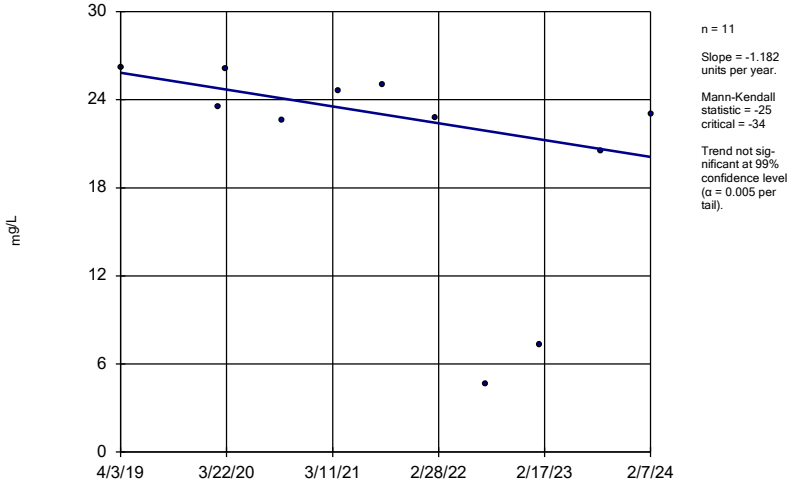

n = 11

Slope = -1.182 units per year.

Mann-Kendall statistic = -25
critical = -34

Trend not significant at 99% confidence level (α = 0.005 per tail).

Constituent: Sulfate Analysis Run 4/2/2024 2:47 PM View: Appendix III - Trend Tests
Plant Bowen Client: Southern Company Data: Bowen AP-1

Sen's Slope Estimator

BGWA-47D (bg)

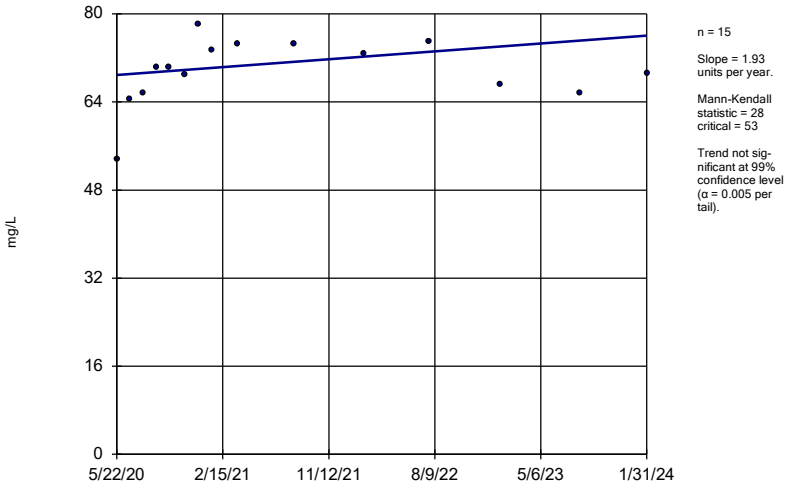

n = 15

Slope = 1.93 units per year.

Mann-Kendall statistic = 28 critical = 53

Trend not significant at 99% confidence level (α = 0.005 per tail).

Constituent: Sulfate Analysis Run 4/2/2024 2:47 PM View: Appendix III - Trend Tests

Plant Bowen Client: Southern Company Data: Bowen AP-1

Sanitas™ v.10.0.10 Sanitas software utilized by Groundwater Stats Consulting. UG

Sen's Slope Estimator

BGWA-48D (bg)

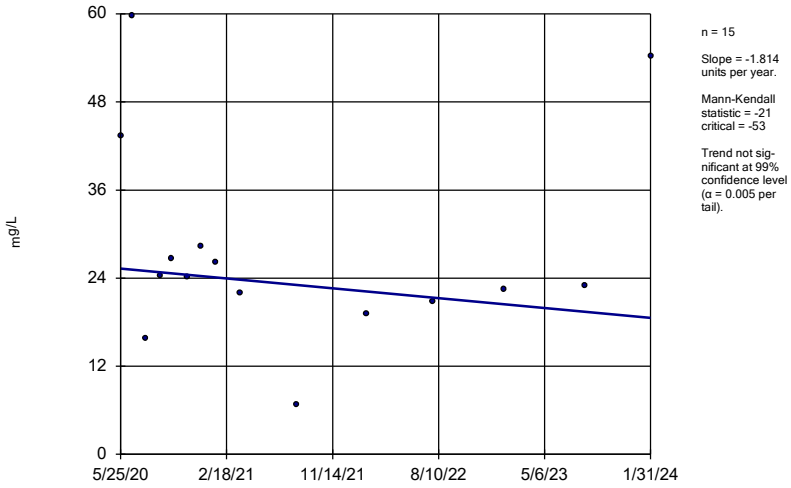

n = 15

Slope = -1.814 units per year.

Mann-Kendall statistic = -21 critical = -53

Trend not significant at 99% confidence level (α = 0.005 per tail).

Constituent: Sulfate Analysis Run 4/2/2024 2:47 PM View: Appendix III - Trend Tests

Plant Bowen Client: Southern Company Data: Bowen AP-1

Sanitas™ v.10.0.10 Sanitas software utilized by Groundwater Stats Consulting. UG

Sen's Slope Estimator

BGWC-12

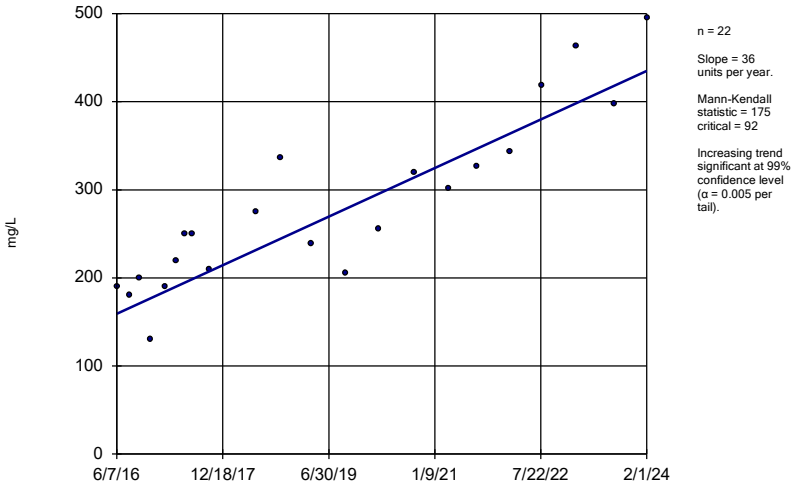

n = 22

Slope = 36 units per year.

Mann-Kendall statistic = 175 critical = 92

Increasing trend significant at 99% confidence level (α = 0.005 per tail).

Constituent: Sulfate Analysis Run 4/2/2024 2:47 PM View: Appendix III - Trend Tests

Plant Bowen Client: Southern Company Data: Bowen AP-1

Sanitas™ v.10.0.10 Sanitas software utilized by Groundwater Stats Consulting. UG

Sen's Slope Estimator

BGWC-14A

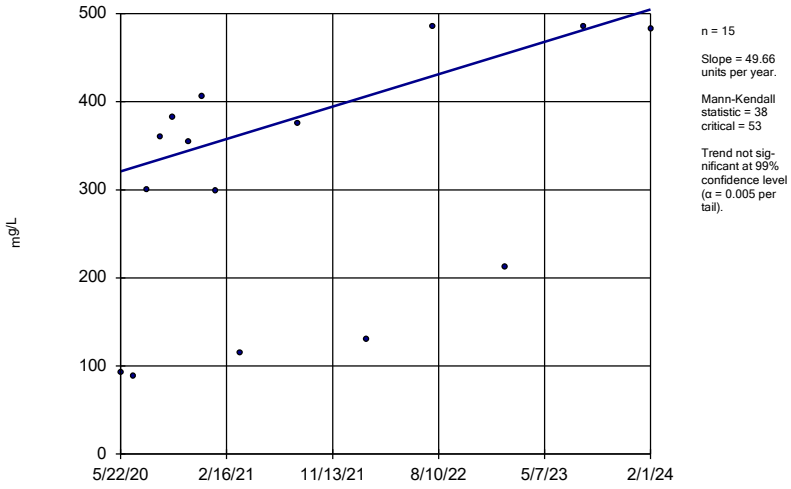

n = 15

Slope = 49.66 units per year.

Mann-Kendall statistic = 38 critical = 53

Trend not significant at 99% confidence level (α = 0.005 per tail).

Constituent: Sulfate Analysis Run 4/2/2024 2:47 PM View: Appendix III - Trend Tests

Plant Bowen Client: Southern Company Data: Bowen AP-1

Sen's Slope Estimator

BGWC-16

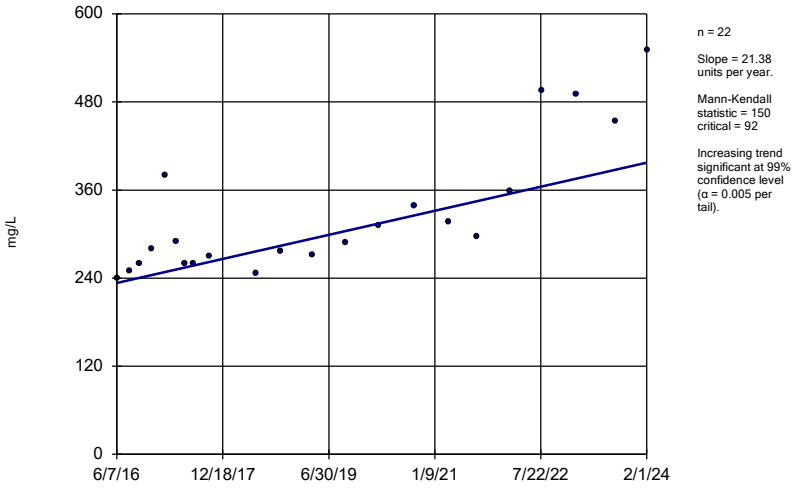

n = 22

Slope = 21.38 units per year.

Mann-Kendall statistic = 150 critical = 92

Increasing trend significant at 99% confidence level (α = 0.005 per tail).

Constituent: Sulfate Analysis Run 4/2/2024 2:47 PM View: Appendix III - Trend Tests

Plant Bowen Client: Southern Company Data: Bowen AP-1

Sanitas™ v.10.0.10 Sanitas software utilized by Groundwater Stats Consulting. UG

Sen's Slope Estimator

BGWC-20

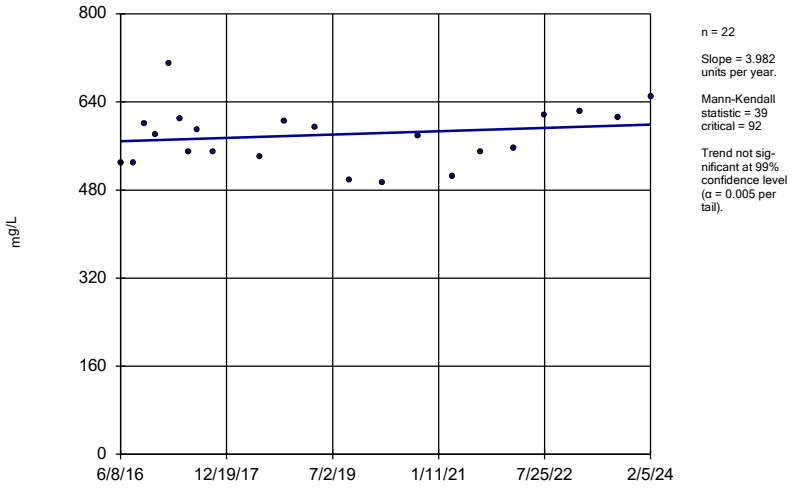

n = 22

Slope = 3.982 units per year.

Mann-Kendall statistic = 39 critical = 92

Trend not significant at 99% confidence level (α = 0.005 per tail).

Constituent: Sulfate Analysis Run 4/2/2024 2:47 PM View: Appendix III - Trend Tests

Plant Bowen Client: Southern Company Data: Bowen AP-1

Sanitas™ v.10.0.10 Sanitas software utilized by Groundwater Stats Consulting. UG

Sen's Slope Estimator

BGWC-22

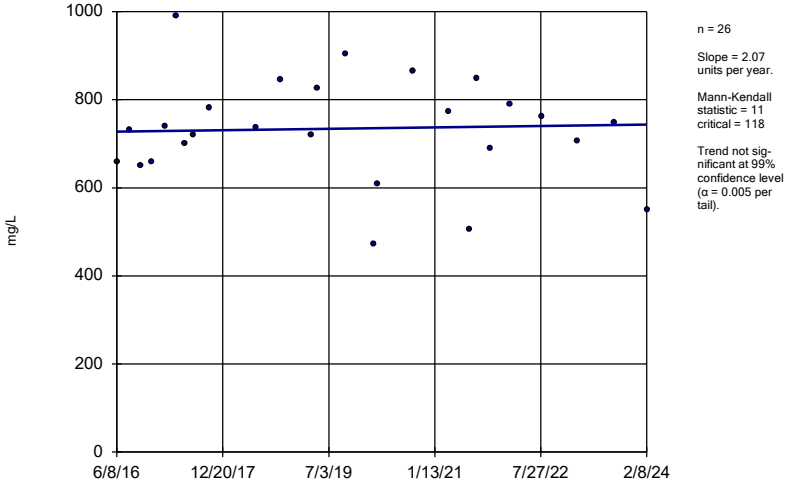

n = 26

Slope = 2.07 units per year.

Mann-Kendall statistic = 11 critical = 118

Trend not significant at 99% confidence level (α = 0.005 per tail).

Constituent: Sulfate Analysis Run 4/2/2024 2:47 PM View: Appendix III - Trend Tests

Plant Bowen Client: Southern Company Data: Bowen AP-1

Sanitas™ v.10.0.10 Sanitas software utilized by Groundwater Stats Consulting. UG

Sen's Slope Estimator

BGWC-23

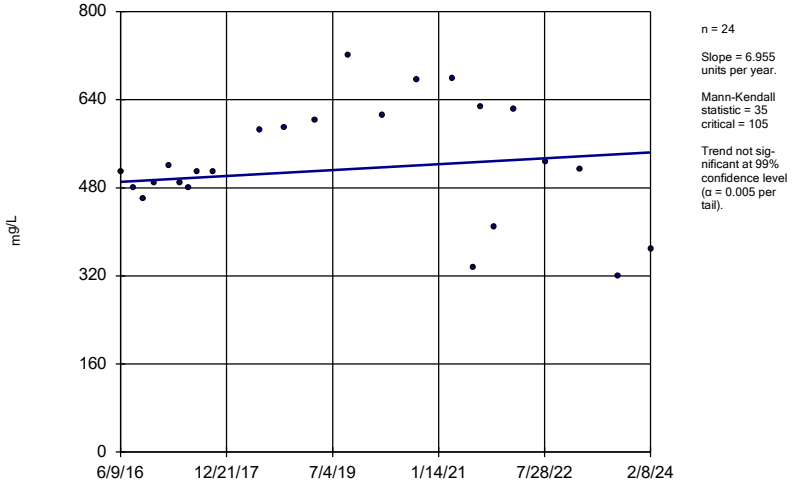

n = 24

Slope = 6.955 units per year.

Mann-Kendall statistic = 35 critical = 105

Trend not significant at 99% confidence level (α = 0.005 per tail).

Constituent: Sulfate Analysis Run 4/2/2024 2:47 PM View: Appendix III - Trend Tests

Plant Bowen Client: Southern Company Data: Bowen AP-1

Sanitas™ v.10.0.10 Sanitas software utilized by Groundwater Stats Consulting. UG

Sen's Slope Estimator

BGWC-24

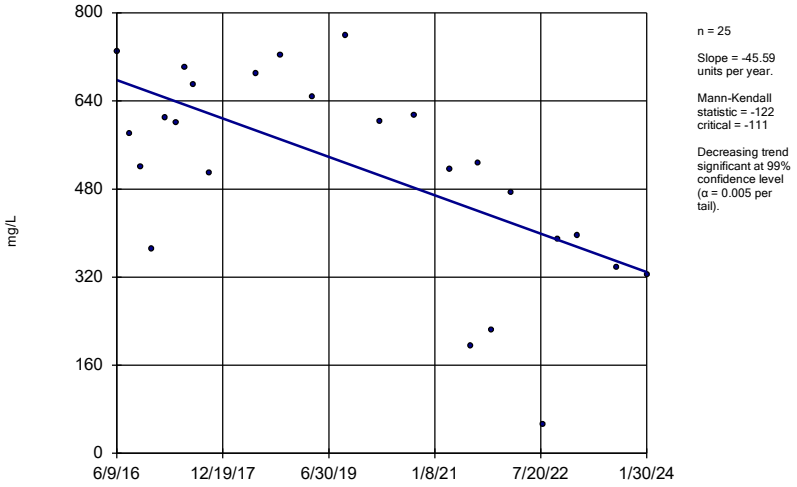

n = 25

Slope = -45.59 units per year.

Mann-Kendall statistic = -122 critical = -111

Decreasing trend significant at 99% confidence level (α = 0.005 per tail).

Constituent: Sulfate Analysis Run 4/2/2024 2:47 PM View: Appendix III - Trend Tests

Plant Bowen Client: Southern Company Data: Bowen AP-1

Sanitas™ v.10.0.10 Sanitas software utilized by Groundwater Stats Consulting. UG

Sen's Slope Estimator

BGWC-7

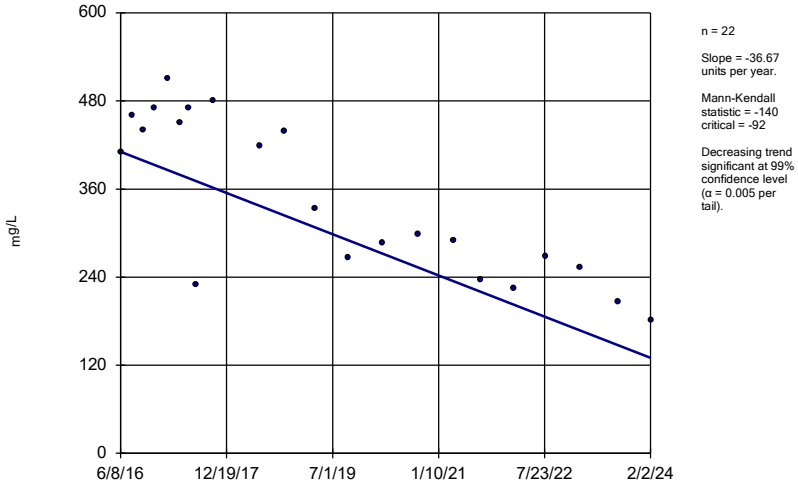

n = 22

Slope = -36.67 units per year.

Mann-Kendall statistic = -140 critical = -92

Decreasing trend significant at 99% confidence level (α = 0.005 per tail).

Constituent: Sulfate Analysis Run 4/2/2024 2:47 PM View: Appendix III - Trend Tests

Plant Bowen Client: Southern Company Data: Bowen AP-1

Sanitas™ v.10.0.10 Sanitas software utilized by Groundwater Stats Consulting. UG

Sen's Slope Estimator

BGWA-2 (bg)

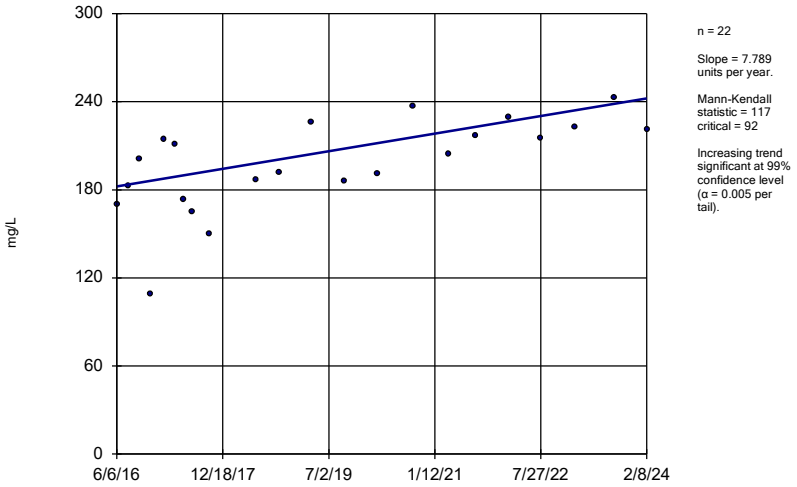

n = 22

Slope = 7.789 units per year.

Mann-Kendall statistic = 117 critical = 92

Increasing trend significant at 99% confidence level (α = 0.005 per tail).

Constituent: Total Dissolved Solids Analysis Run 4/2/2024 2:47 PM View: Appendix III - Trend Tests

Plant Bowen Client: Southern Company Data: Bowen AP-1

Sanitas™ v.10.0.10 Sanitas software utilized by Groundwater Stats Consulting. UG

Sen's Slope Estimator

BGWA-29 (bg)

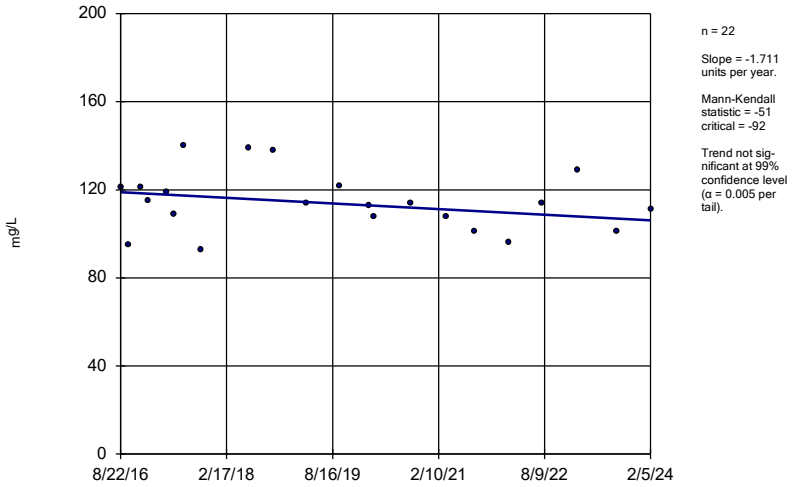

n = 22

Slope = -1.711 units per year.

Mann-Kendall statistic = -51 critical = -92

Trend not significant at 99% confidence level (α = 0.005 per tail).

Constituent: Total Dissolved Solids Analysis Run 4/2/2024 2:47 PM View: Appendix III - Trend Tests

Plant Bowen Client: Southern Company Data: Bowen AP-1

Sen's Slope Estimator

BGWA-33 (bg)

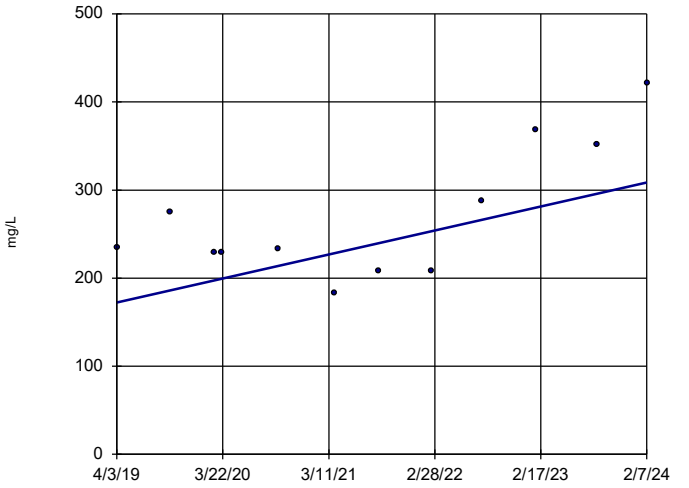

n = 12

Slope = 28.08 units per year.

Mann-Kendall statistic = 20 critical = 38

Trend not significant at 99% confidence level (α = 0.005 per tail).

Constituent: Total Dissolved Solids Analysis Run 4/2/2024 2:47 PM View: Appendix III - Trend Tests

Plant Bowen Client: Southern Company Data: Bowen AP-1

Sanitas™ v.10.0.10 Sanitas software utilized by Groundwater Stats Consulting. UG

Sen's Slope Estimator

BGWA-47D (bg)

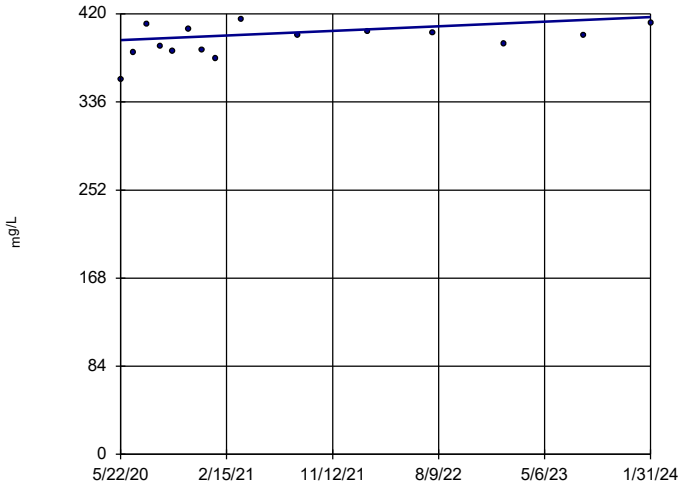

n = 15

Slope = 5.93 units per year.

Mann-Kendall statistic = 34 critical = 53

Trend not significant at 99% confidence level (α = 0.005 per tail).

Constituent: Total Dissolved Solids Analysis Run 4/2/2024 2:47 PM View: Appendix III - Trend Tests

Plant Bowen Client: Southern Company Data: Bowen AP-1

Sanitas™ v.10.0.10 Sanitas software utilized by Groundwater Stats Consulting. UG

Sen's Slope Estimator

BGWA-48D (bg)

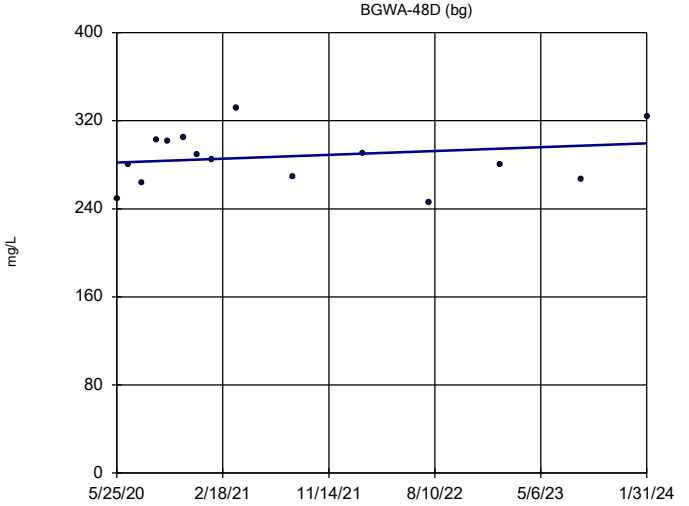

n = 15

Slope = 4.74 units per year.

Mann-Kendall statistic = 6 critical = 53

Trend not significant at 99% confidence level (α = 0.005 per tail).

Constituent: Total Dissolved Solids Analysis Run 4/2/2024 2:47 PM View: Appendix III - Trend Tests

Plant Bowen Client: Southern Company Data: Bowen AP-1

Sanitas™ v.10.0.10 Sanitas software utilized by Groundwater Stats Consulting. UG

Sen's Slope Estimator

BGWC-12

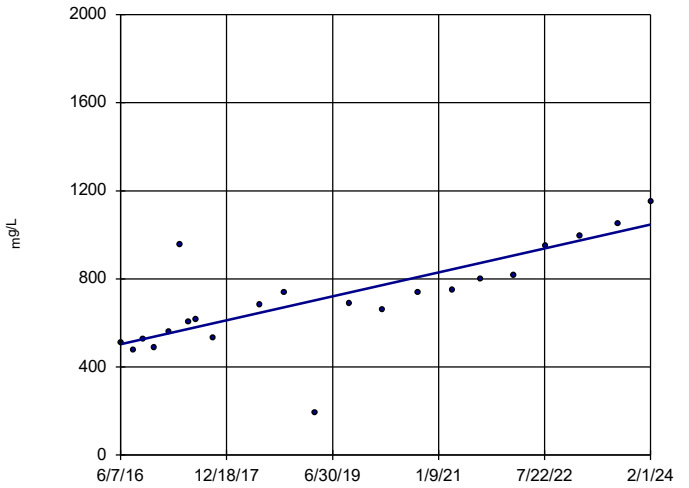

n = 22

Slope = 71.03 units per year.

Mann-Kendall statistic = 165 critical = 92

Increasing trend significant at 99% confidence level (α = 0.005 per tail).

Constituent: Total Dissolved Solids Analysis Run 4/2/2024 2:47 PM View: Appendix III - Trend Tests

Plant Bowen Client: Southern Company Data: Bowen AP-1

Sen's Slope Estimator

BGWC-14A

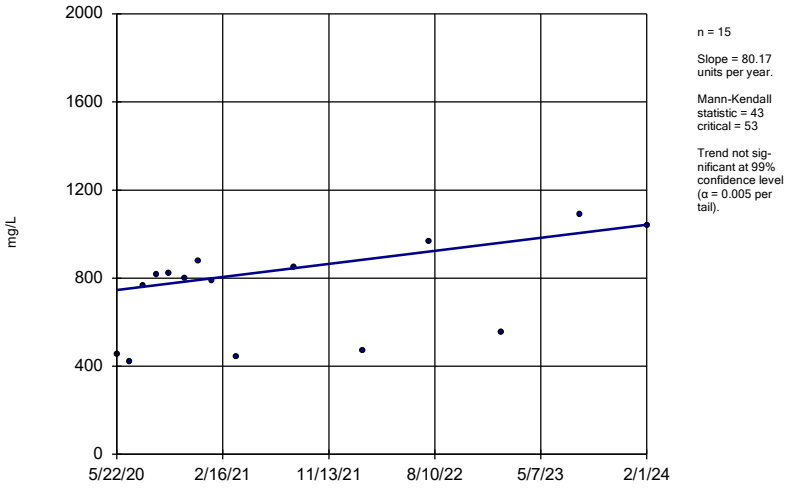

n = 15

Slope = 80.17 units per year.

Mann-Kendall statistic = 43 critical = 53

Trend not significant at 99% confidence level (α = 0.005 per tail).

Constituent: Total Dissolved Solids Analysis Run 4/2/2024 2:47 PM View: Appendix III - Trend Tests

Plant Bowen Client: Southern Company Data: Bowen AP-1

Sanitas™ v.10.0.10 Sanitas software utilized by Groundwater Stats Consulting. UG

Sen's Slope Estimator

BGWC-16

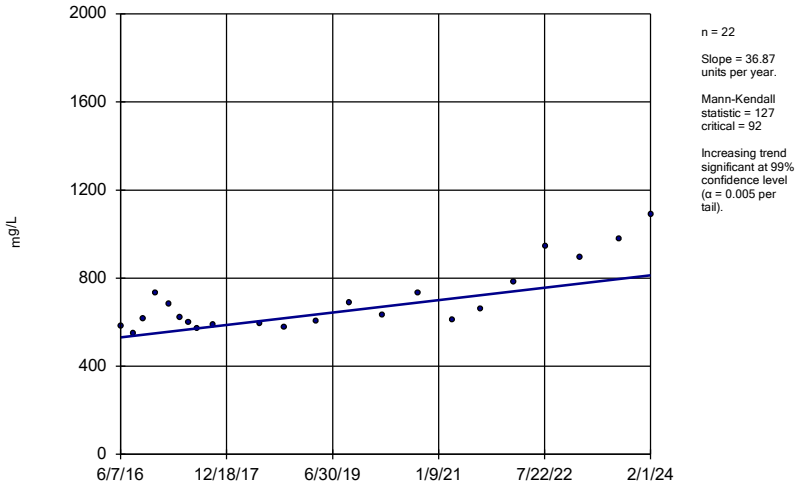

n = 22

Slope = 36.87 units per year.

Mann-Kendall statistic = 127 critical = 92

Increasing trend significant at 99% confidence level (α = 0.005 per tail).

Constituent: Total Dissolved Solids Analysis Run 4/2/2024 2:47 PM View: Appendix III - Trend Tests

Plant Bowen Client: Southern Company Data: Bowen AP-1

Sanitas™ v.10.0.10 Sanitas software utilized by Groundwater Stats Consulting. UG

Sen's Slope Estimator

BGWC-17

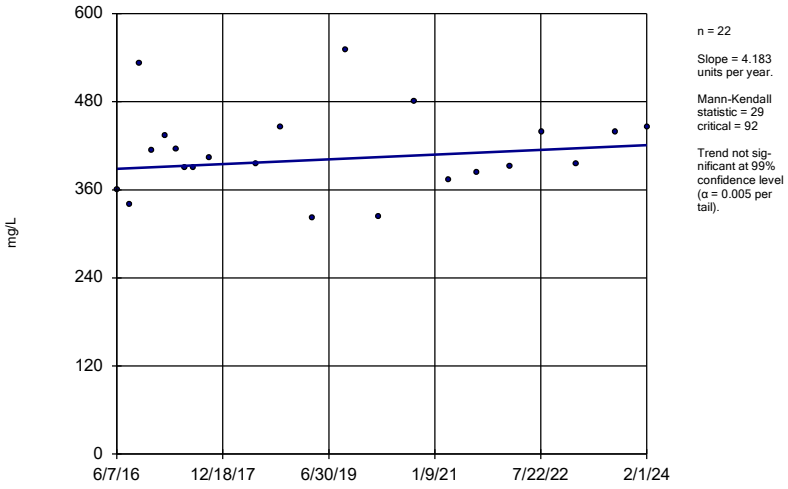

n = 22

Slope = 4.183 units per year.

Mann-Kendall statistic = 29 critical = 92

Trend not significant at 99% confidence level (α = 0.005 per tail).

Constituent: Total Dissolved Solids Analysis Run 4/2/2024 2:47 PM View: Appendix III - Trend Tests

Plant Bowen Client: Southern Company Data: Bowen AP-1

Sanitas™ v.10.0.10 Sanitas software utilized by Groundwater Stats Consulting. UG

Sen's Slope Estimator

BGWC-20

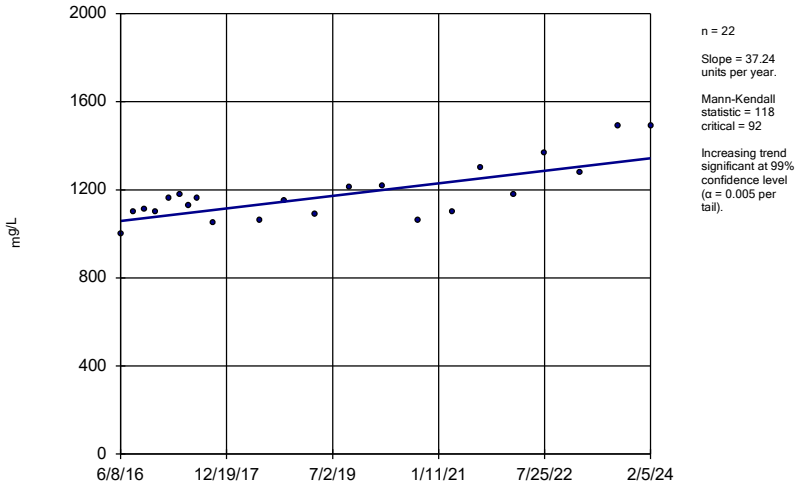

n = 22

Slope = 37.24 units per year.

Mann-Kendall statistic = 118 critical = 92

Increasing trend significant at 99% confidence level (α = 0.005 per tail).

Constituent: Total Dissolved Solids Analysis Run 4/2/2024 2:47 PM View: Appendix III - Trend Tests

Plant Bowen Client: Southern Company Data: Bowen AP-1

Sen's Slope Estimator

BGWC-22

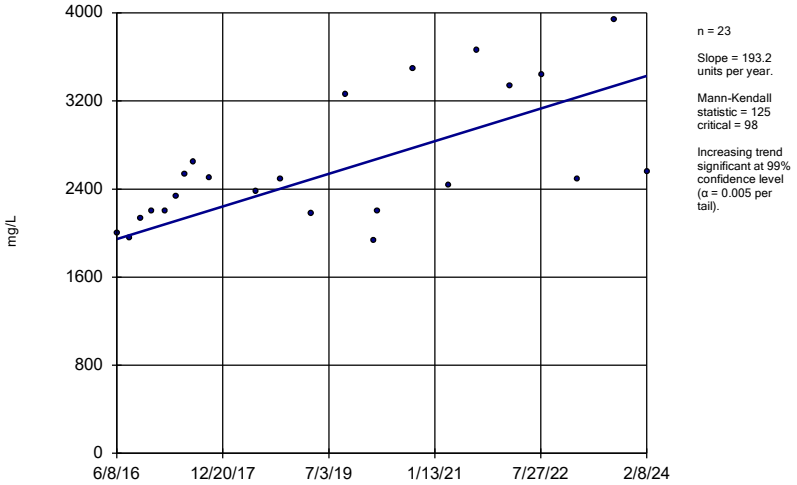

n = 23

Slope = 193.2 units per year.

Mann-Kendall statistic = 125 critical = 98

Increasing trend significant at 99% confidence level (α = 0.005 per tail).

Constituent: Total Dissolved Solids Analysis Run 4/2/2024 2:47 PM View: Appendix III - Trend Tests

Plant Bowen Client: Southern Company Data: Bowen AP-1

Sanitas™ v.10.0.10 Sanitas software utilized by Groundwater Stats Consulting. UG

Sen's Slope Estimator

BGWC-23

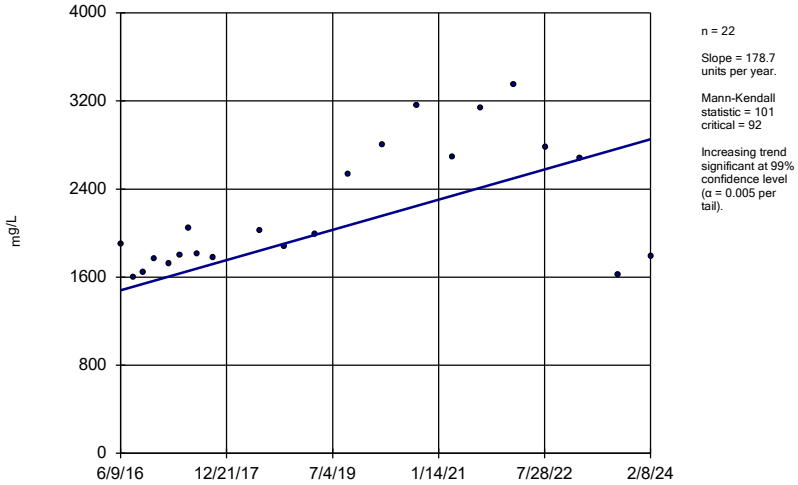

n = 22

Slope = 178.7 units per year.

Mann-Kendall statistic = 101 critical = 92

Increasing trend significant at 99% confidence level (α = 0.005 per tail).

Constituent: Total Dissolved Solids Analysis Run 4/2/2024 2:47 PM View: Appendix III - Trend Tests

Plant Bowen Client: Southern Company Data: Bowen AP-1

Sanitas™ v.10.0.10 Sanitas software utilized by Groundwater Stats Consulting. UG

Sen's Slope Estimator

BGWC-24

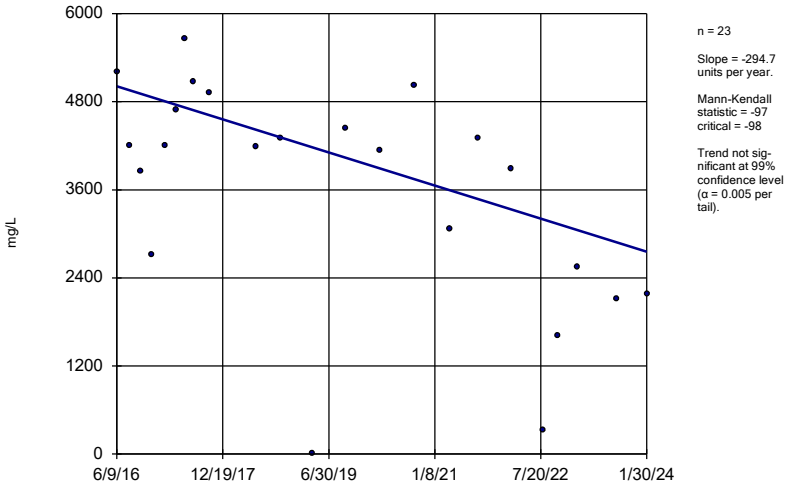

n = 23

Slope = -294.7 units per year.

Mann-Kendall statistic = -97 critical = -98

Trend not significant at 99% confidence level (α = 0.005 per tail).

Constituent: Total Dissolved Solids Analysis Run 4/2/2024 2:47 PM View: Appendix III - Trend Tests

Plant Bowen Client: Southern Company Data: Bowen AP-1

Sanitas™ v.10.0.10 Sanitas software utilized by Groundwater Stats Consulting. UG

Sen's Slope Estimator

BGWC-30

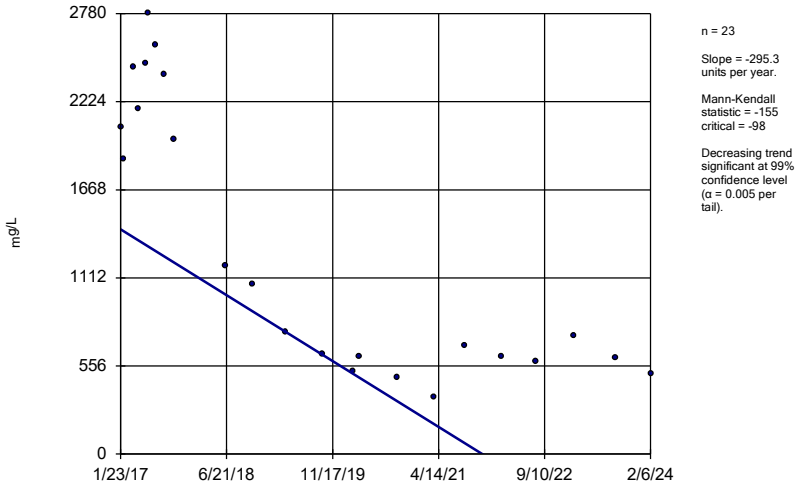

n = 23

Slope = -295.3 units per year.

Mann-Kendall statistic = -155 critical = -98

Decreasing trend significant at 99% confidence level (α = 0.005 per tail).

Constituent: Total Dissolved Solids Analysis Run 4/2/2024 2:47 PM View: Appendix III - Trend Tests

Plant Bowen Client: Southern Company Data: Bowen AP-1

Sen's Slope Estimator

BGWC-7

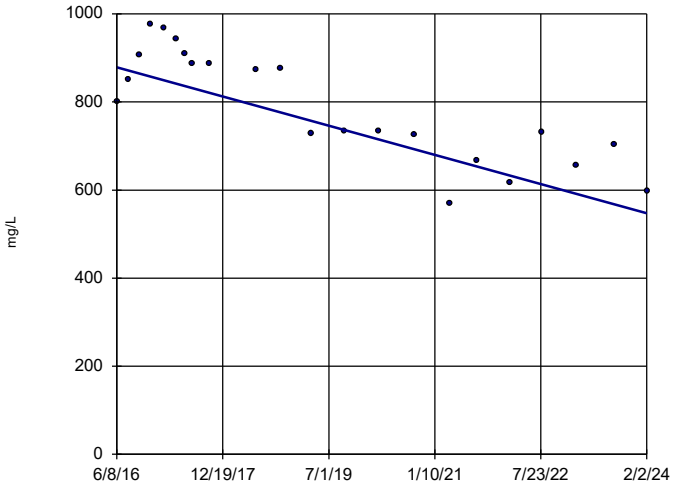

n = 22

Slope = -43.23 units per year.

Mann-Kendall statistic = -149
critical = -92

Decreasing trend significant at 99% confidence level (α = 0.005 per tail).

Constituent: Total Dissolved Solids Analysis Run 4/2/2024 2:47 PM View: Appendix III - Trend Tests

Plant Bowen Client: Southern Company Data: Bowen AP-1

FIGURE F.

Upper Tolerance Limits

Plant Bowen Client: Southern Company Data: Bowen AP-1 Printed 4/16/2024, 4:31 PM

Constituent	Upper Lim.	Bg N	Bg Mean	Std. Dev.	%NDs	ND Adj.	Transform	Alpha	Method
Antimony (mg/L)	0.0042	85	n/a	n/a	62.35	n/a	n/a	0.01278	NP Inter(NDs)
Arsenic (mg/L)	0.01	95	n/a	n/a	53.68	n/a	n/a	0.007651	NP Inter(NDs)
Barium (mg/L)	0.218	95	n/a	n/a	0	n/a	n/a	0.007651	NP Inter(normality)
Beryllium (mg/L)	0.0005	91	n/a	n/a	98.9	n/a	n/a	0.009394	NP Inter(NDs)
Cadmium (mg/L)	0.0005	95	n/a	n/a	97.89	n/a	n/a	0.007651	NP Inter(NDs)
Chromium (mg/L)	0.005	91	n/a	n/a	65.93	n/a	n/a	0.009394	NP Inter(NDs)
Cobalt (mg/L)	0.005	96	n/a	n/a	89.58	n/a	n/a	0.007269	NP Inter(NDs)
Combined Radium 226 + 228 (pCi/L)	1.657	94	0.8136	0.4358	0	None	No	0.05	Inter
Fluoride (mg/L)	0.57	98	n/a	n/a	44.9	n/a	n/a	0.00656	NP Inter(normality)
Lead (mg/L)	0.0024	91	n/a	n/a	70.33	n/a	n/a	0.009394	NP Inter(NDs)
Lithium (mg/L)	0.03	95	n/a	n/a	83.16	n/a	n/a	0.007651	NP Inter(NDs)
Mercury (mg/L)	0.00022	91	n/a	n/a	91.21	n/a	n/a	0.009394	NP Inter(NDs)
Molybdenum (mg/L)	0.034	97	n/a	n/a	54.64	n/a	n/a	0.006905	NP Inter(NDs)
Selenium (mg/L)	0.005	91	n/a	n/a	85.71	n/a	n/a	0.009394	NP Inter(NDs)
Thallium (mg/L)	0.001	95	n/a	n/a	86.32	n/a	n/a	0.007651	NP Inter(NDs)

Sanitas™ v.10.0.15d Software licensed to Groundwater Stats Consulting. UG
Hollow symbols indicate censored values.

Time Series

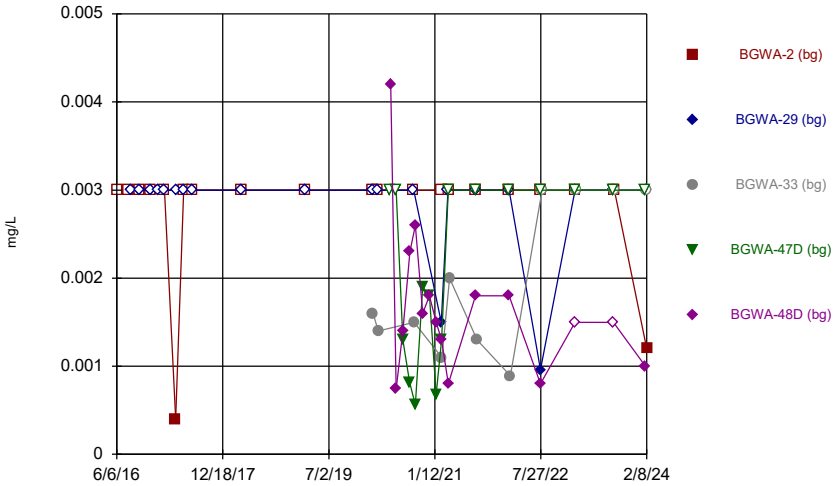

Constituent: Antimony Analysis Run 4/16/2024 4:31 PM View: Appendix IV - UTLs
Plant Bowen Client: Southern Company Data: Bowen AP-1

Sanitas™ v.10.0.15d Software licensed to Groundwater Stats Consulting. UG
Hollow symbols indicate censored values.

Time Series

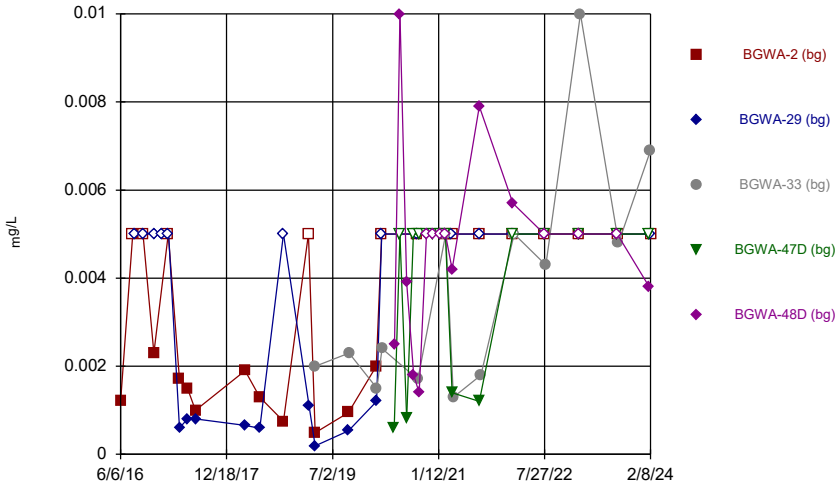

Constituent: Arsenic Analysis Run 4/16/2024 4:31 PM View: Appendix IV - UTLs
Plant Bowen Client: Southern Company Data: Bowen AP-1

Sanitas™ v.10.0.15d Software licensed to Groundwater Stats Consulting. UG

Time Series

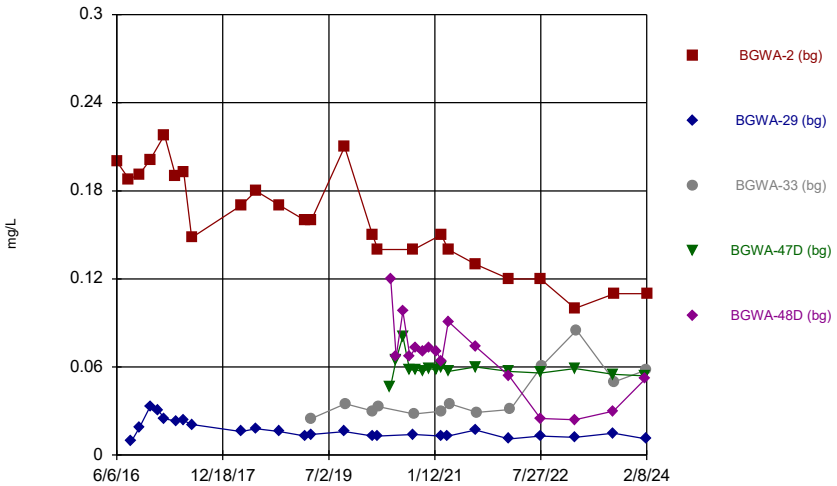

Constituent: Barium Analysis Run 4/16/2024 4:31 PM View: Appendix IV - UTLs
Plant Bowen Client: Southern Company Data: Bowen AP-1

Sanitas™ v.10.0.15d Software licensed to Groundwater Stats Consulting. UG
Hollow symbols indicate censored values.

Time Series

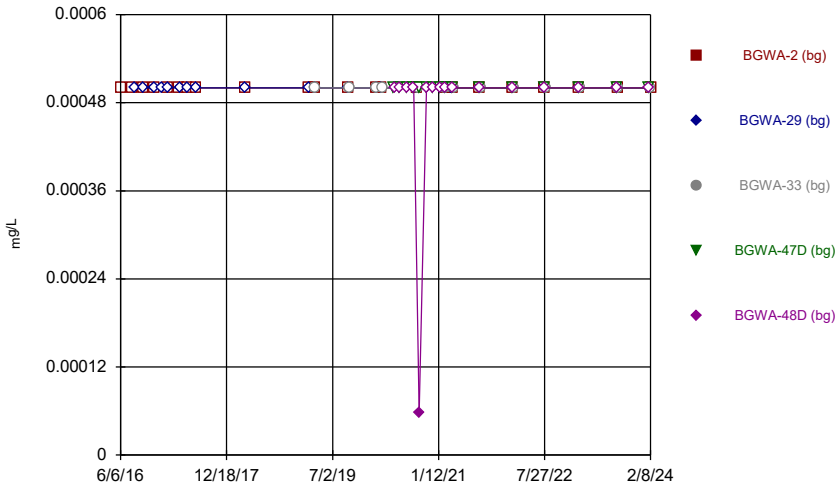

Constituent: Beryllium Analysis Run 4/16/2024 4:31 PM View: Appendix IV - UTLs
Plant Bowen Client: Southern Company Data: Bowen AP-1

Sanitas™ v.10.0.15d Software licensed to Groundwater Stats Consulting. UG
Hollow symbols indicate censored values.

Time Series

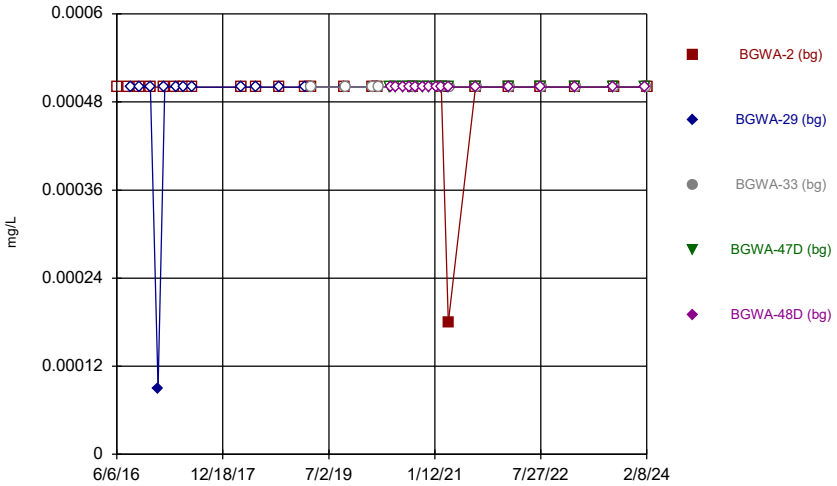

Constituent: Cadmium Analysis Run 4/16/2024 4:31 PM View: Appendix IV - UTLs
Plant Bowen Client: Southern Company Data: Bowen AP-1

Sanitas™ v.10.0.15d Software licensed to Groundwater Stats Consulting. UG
Hollow symbols indicate censored values.

Time Series

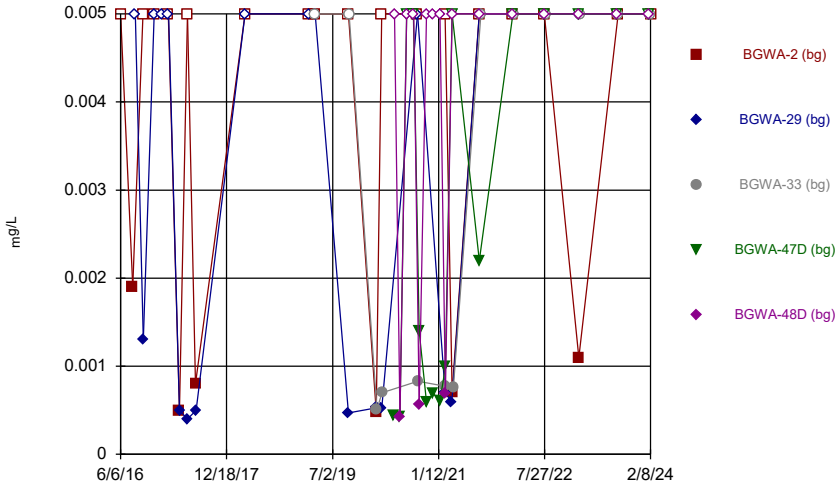

Constituent: Chromium Analysis Run 4/16/2024 4:31 PM View: Appendix IV - UTLs
Plant Bowen Client: Southern Company Data: Bowen AP-1

Sanitas™ v.10.0.15d Software licensed to Groundwater Stats Consulting. UG
Hollow symbols indicate censored values.

Time Series

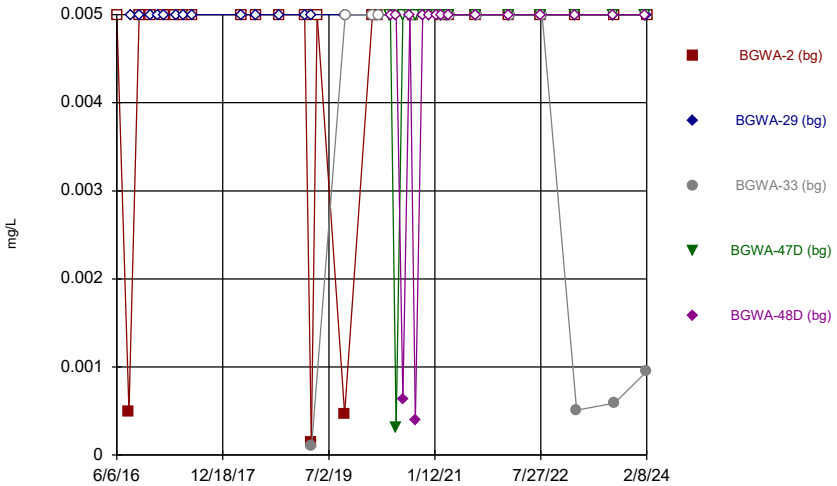

Constituent: Cobalt Analysis Run 4/16/2024 4:31 PM View: Appendix IV - UTLs
Plant Bowen Client: Southern Company Data: Bowen AP-1

Sanitas™ v.10.0.15d Software licensed to Groundwater Stats Consulting. UG

Time Series

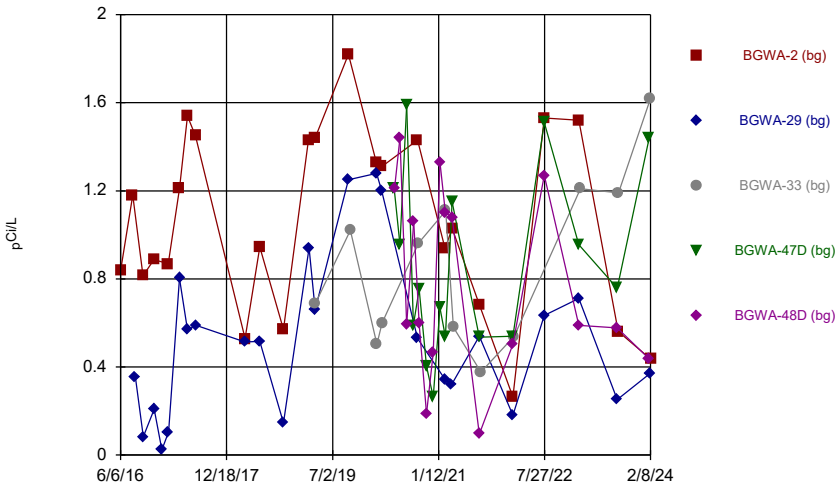

Constituent: Combined Radium 226 + 228 Analysis Run 4/16/2024 4:31 PM View: Appendix IV - UTLs
Plant Bowen Client: Southern Company Data: Bowen AP-1

Sanitas™ v.10.0.15d Software licensed to Groundwater Stats Consulting. UG
Hollow symbols indicate censored values.

Time Series

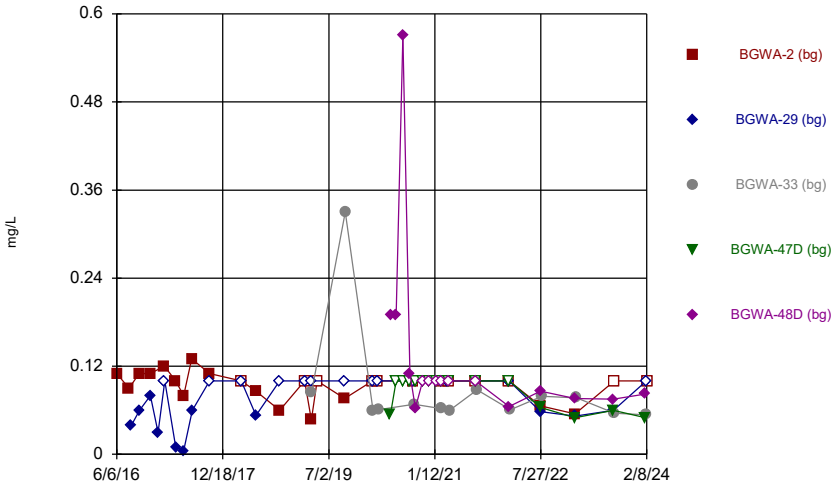

Constituent: Fluoride Analysis Run 4/16/2024 4:31 PM View: Appendix IV - UTLs
Plant Bowen Client: Southern Company Data: Bowen AP-1

Sanitas™ v.10.0.15d Software licensed to Groundwater Stats Consulting. UG
Hollow symbols indicate censored values.

Time Series

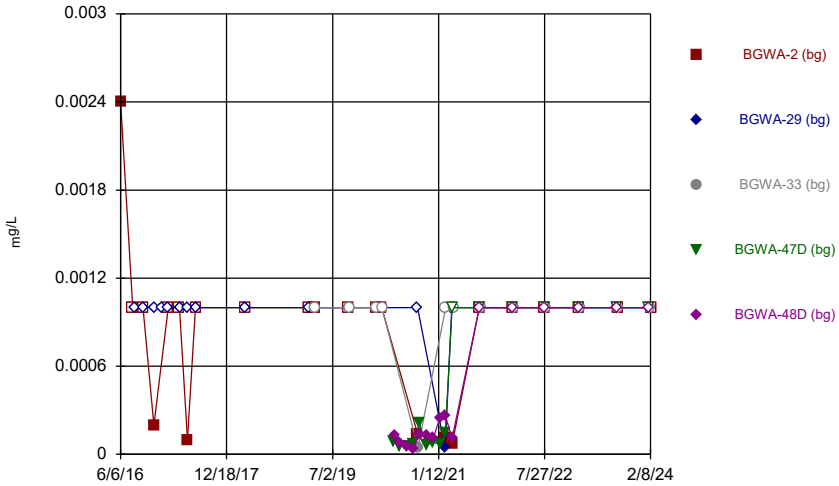

Constituent: Lead Analysis Run 4/16/2024 4:31 PM View: Appendix IV - UTLs
Plant Bowen Client: Southern Company Data: Bowen AP-1

Sanitas™ v.10.0.15d Software licensed to Groundwater Stats Consulting. UG
Hollow symbols indicate censored values.

Time Series

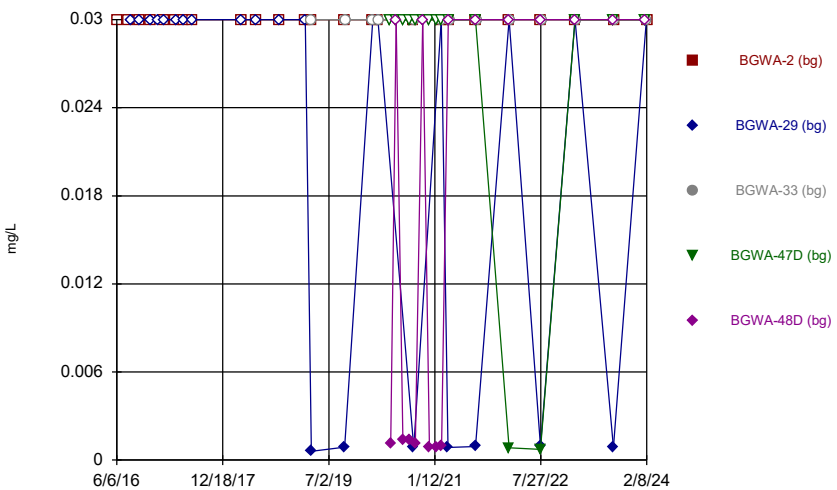

Constituent: Lithium Analysis Run 4/16/2024 4:31 PM View: Appendix IV - UTLs
Plant Bowen Client: Southern Company Data: Bowen AP-1

Sanitas™ v.10.0.15d Software licensed to Groundwater Stats Consulting. UG
Hollow symbols indicate censored values.

Time Series

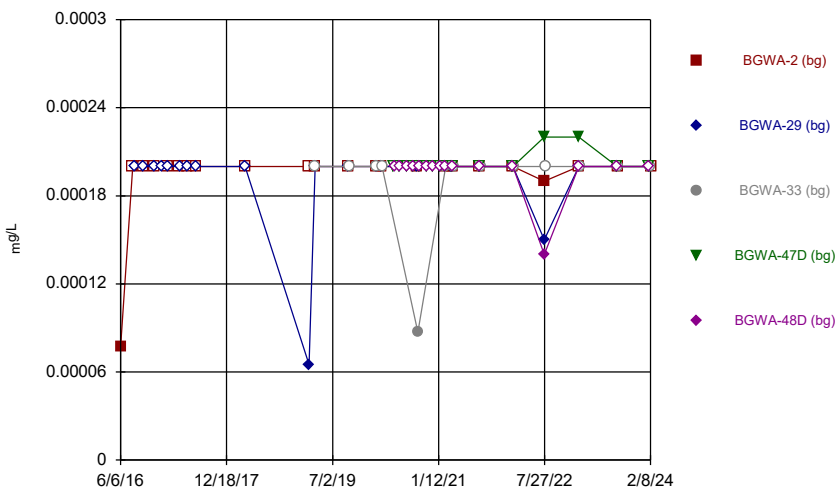

Constituent: Mercury Analysis Run 4/16/2024 4:31 PM View: Appendix IV - UTLs
Plant Bowen Client: Southern Company Data: Bowen AP-1

Sanitas™ v.10.0.15d Software licensed to Groundwater Stats Consulting. UG
Hollow symbols indicate censored values.

Time Series

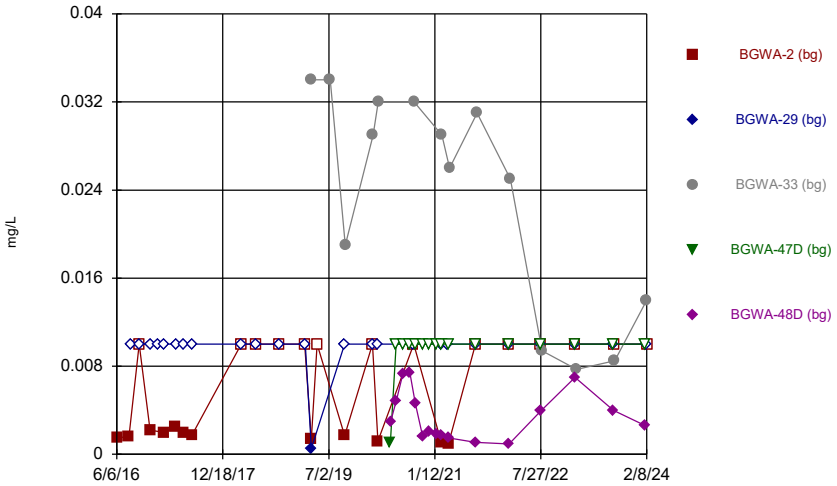

Constituent: Molybdenum Analysis Run 4/16/2024 4:31 PM View: Appendix IV - UTLs
Plant Bowen Client: Southern Company Data: Bowen AP-1

Sanitas™ v.10.0.15d Software licensed to Groundwater Stats Consulting. UG
Hollow symbols indicate censored values.

Time Series

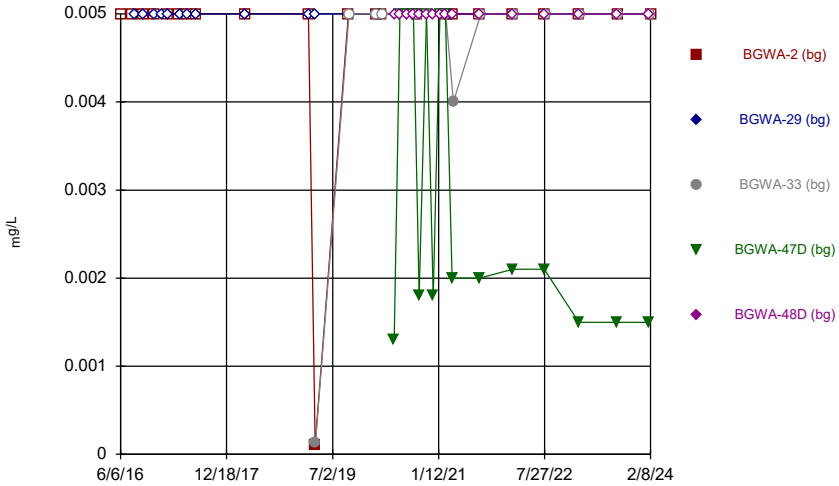

Constituent: Selenium Analysis Run 4/16/2024 4:31 PM View: Appendix IV - UTLs
Plant Bowen Client: Southern Company Data: Bowen AP-1

Sanitas™ v.10.0.15d Software licensed to Groundwater Stats Consulting. UG
Hollow symbols indicate censored values.

Time Series

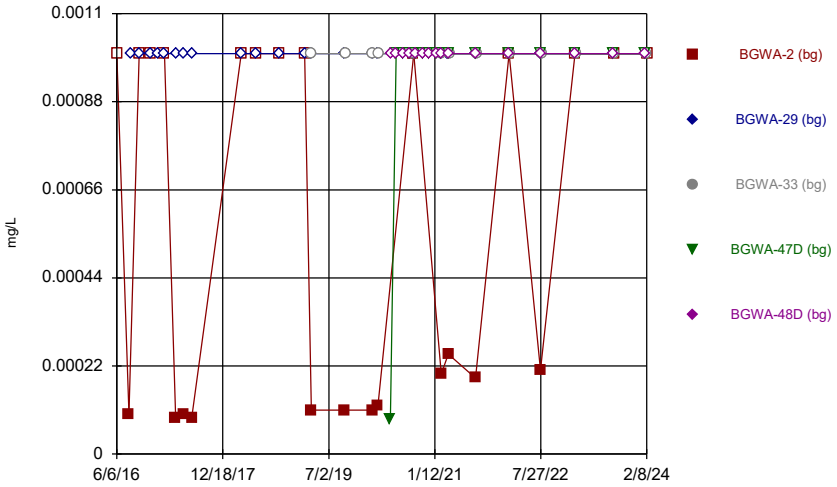

Constituent: Thallium Analysis Run 4/16/2024 4:31 PM View: Appendix IV - UTLs
Plant Bowen Client: Southern Company Data: Bowen AP-1

Sanitas™ v.10.0.15d Software licensed to Groundwater Stats Consulting. UG

Tolerance Limit

Interwell Non-parametric



Non-parametric test used in lieu of parametric tolerance limit because censored data exceeded 50%. Limit is highest of 85 background values. 62.35% NDs. 94.73% coverage at alpha=0.01; 96.68% coverage at alpha=0.05; 99.02% coverage at alpha=0.5. Report alpha = 0.01278.

Constituent: Antimony Analysis Run 4/16/2024 4:29 PM View: Appendix IV - UTLs
Plant Bowen Client: Southern Company Data: Bowen AP-1

Sanitas™ v.10.0.15d Software licensed to Groundwater Stats Consulting. UG

Tolerance Limit

Interwell Non-parametric



Non-parametric test used in lieu of parametric tolerance limit because censored data exceeded 50%. Limit is highest of 95 background values. 53.68% NDs. 95.12% coverage at alpha=0.01; 97.07% coverage at alpha=0.05; 99.41% coverage at alpha=0.5. Report alpha = 0.007651.

Constituent: Arsenic Analysis Run 4/16/2024 4:30 PM View: Appendix IV - UTLs
Plant Bowen Client: Southern Company Data: Bowen AP-1

Sanitas™ v.10.0.15d Software licensed to Groundwater Stats Consulting. UG

Tolerance Limit

Interwell Non-parametric



Non-parametric test used in lieu of parametric tolerance limit because the Shapiro Francia normality test showed the data to be non-normal at the 0.01 alpha level. Limit is highest of 95 background values. 95.12% coverage at alpha=0.01; 97.07% coverage at alpha=0.05; 99.41% coverage at alpha=0.5. Report alpha = 0.007651.

Constituent: Barium Analysis Run 4/16/2024 4:30 PM View: Appendix IV - UTLs
Plant Bowen Client: Southern Company Data: Bowen AP-1

Sanitas™ v.10.0.15d Software licensed to Groundwater Stats Consulting. UG

Tolerance Limit

Interwell Non-parametric



Non-parametric test used in lieu of parametric tolerance limit because censored data exceeded 50%. Limit is highest of 91 background values. 98.9% NDs. 95.12% coverage at alpha=0.01; 96.68% coverage at alpha=0.05; 99.41% coverage at alpha=0.5. Report alpha = 0.009394.

Constituent: Beryllium Analysis Run 4/16/2024 4:30 PM View: Appendix IV - UTLs
Plant Bowen Client: Southern Company Data: Bowen AP-1

Sanitas™ v.10.0.15d Software licensed to Groundwater Stats Consulting. UG

Tolerance Limit

Interwell Non-parametric



Non-parametric test used in lieu of parametric tolerance limit because censored data exceeded 50%. Limit is highest of 95 background values. 97.89% NDs. 95.12% coverage at alpha=0.01; 97.07% coverage at alpha=0.05; 99.41% coverage at alpha=0.5. Report alpha = 0.007651.

Constituent: Cadmium Analysis Run 4/16/2024 4:30 PM View: Appendix IV - UTLs
Plant Bowen Client: Southern Company Data: Bowen AP-1

Sanitas™ v.10.0.15d Software licensed to Groundwater Stats Consulting. UG

Tolerance Limit

Interwell Non-parametric



Non-parametric test used in lieu of parametric tolerance limit because censored data exceeded 50%. Limit is highest of 91 background values. 65.93% NDs. 95.12% coverage at alpha=0.01; 96.68% coverage at alpha=0.05; 99.41% coverage at alpha=0.5. Report alpha = 0.009394.

Constituent: Chromium Analysis Run 4/16/2024 4:30 PM View: Appendix IV - UTLs
Plant Bowen Client: Southern Company Data: Bowen AP-1

Sanitas™ v.10.0.15d Software licensed to Groundwater Stats Consulting. UG

Tolerance Limit

Interwell Non-parametric



Non-parametric test used in lieu of parametric tolerance limit because censored data exceeded 50%. Limit is highest of 96 background values. 89.58% NDs. 95.51% coverage at alpha=0.01; 97.07% coverage at alpha=0.05; 99.41% coverage at alpha=0.5. Report alpha = 0.007269.

Constituent: Cobalt Analysis Run 4/16/2024 4:30 PM View: Appendix IV - UTLs
Plant Bowen Client: Southern Company Data: Bowen AP-1

Sanitas™ v.10.0.15d Software licensed to Groundwater Stats Consulting. UG

Tolerance Limit

Interwell Parametric



95% coverage. Background Data Summary: Mean=0.8136, Std. Dev.=0.4358, n=94. Normality test: Shapiro Francia @alpha = 0.01, calculated = 0.9713, critical = 0.964. Report alpha = 0.05.

Constituent: Combined Radium 226 + 228 Analysis Run 4/16/2024 4:30 PM View: Appendix IV - UTLs
Plant Bowen Client: Southern Company Data: Bowen AP-1

Sanitas™ v.10.0.15d Software licensed to Groundwater Stats Consulting. UG

Tolerance Limit

Interwell Non-parametric



Non-parametric test used in lieu of parametric tolerance limit because the Shapiro Francia normality test showed the data to be non-normal at the 0.01 alpha level. Limit is highest of 98 background values. 44.9% NDs. 95.51% coverage at alpha=0.01; 97.07% coverage at alpha=0.05; 99.41% coverage at alpha=0.5. Report alpha = 0.00656.

Constituent: Fluoride Analysis Run 4/16/2024 4:30 PM View: Appendix IV - UTLs

Plant Bowen Client: Southern Company Data: Bowen AP-1

Sanitas™ v.10.0.15d Software licensed to Groundwater Stats Consulting. UG

Tolerance Limit

Interwell Non-parametric



Non-parametric test used in lieu of parametric tolerance limit because censored data exceeded 50%. Limit is highest of 91 background values. 70.33% NDs. 95.12% coverage at alpha=0.01; 96.68% coverage at alpha=0.05; 99.41% coverage at alpha=0.5. Report alpha = 0.009394.

Constituent: Lead Analysis Run 4/16/2024 4:30 PM View: Appendix IV - UTLs

Plant Bowen Client: Southern Company Data: Bowen AP-1

Sanitas™ v.10.0.15d Software licensed to Groundwater Stats Consulting. UG

Tolerance Limit

Interwell Non-parametric



Non-parametric test used in lieu of parametric tolerance limit because censored data exceeded 50%. Limit is highest of 95 background values. 83.16% NDs. 95.12% coverage at alpha=0.01; 97.07% coverage at alpha=0.05; 99.41% coverage at alpha=0.5. Report alpha = 0.007651.

Constituent: Lithium Analysis Run 4/16/2024 4:30 PM View: Appendix IV - UTLs

Plant Bowen Client: Southern Company Data: Bowen AP-1

Sanitas™ v.10.0.15d Software licensed to Groundwater Stats Consulting. UG

Tolerance Limit

Interwell Non-parametric



Non-parametric test used in lieu of parametric tolerance limit because censored data exceeded 50%. Limit is highest of 91 background values. 91.21% NDs. 95.12% coverage at alpha=0.01; 96.68% coverage at alpha=0.05; 99.41% coverage at alpha=0.5. Report alpha = 0.009394.

Constituent: Mercury Analysis Run 4/16/2024 4:30 PM View: Appendix IV - UTLs

Plant Bowen Client: Southern Company Data: Bowen AP-1

Sanitas™ v.10.0.15d Software licensed to Groundwater Stats Consulting. UG

Tolerance Limit

Interwell Non-parametric



Non-parametric test used in lieu of parametric tolerance limit because censored data exceeded 50%. Limit is highest of 97 background values. 54.64% NDs. 95.51% coverage at alpha=0.01; 97.07% coverage at alpha=0.05; 99.41% coverage at alpha=0.5. Report alpha = 0.006905.

Constituent: Molybdenum Analysis Run 4/16/2024 4:30 PM View: Appendix IV - UTLs
Plant Bowen Client: Southern Company Data: Bowen AP-1

Sanitas™ v.10.0.15d Software licensed to Groundwater Stats Consulting. UG

Tolerance Limit

Interwell Non-parametric



Non-parametric test used in lieu of parametric tolerance limit because censored data exceeded 50%. Limit is highest of 91 background values. 85.71% NDs. 95.12% coverage at alpha=0.01; 96.68% coverage at alpha=0.05; 99.41% coverage at alpha=0.5. Report alpha = 0.009394.

Constituent: Selenium Analysis Run 4/16/2024 4:30 PM View: Appendix IV - UTLs
Plant Bowen Client: Southern Company Data: Bowen AP-1

Sanitas™ v.10.0.15d Software licensed to Groundwater Stats Consulting. UG

Tolerance Limit

Interwell Non-parametric



Non-parametric test used in lieu of parametric tolerance limit because censored data exceeded 50%. Limit is highest of 95 background values. 86.32% NDs. 95.12% coverage at alpha=0.01; 97.07% coverage at alpha=0.05; 99.41% coverage at alpha=0.5. Report alpha = 0.007651.

Constituent: Thallium Analysis Run 4/16/2024 4:30 PM View: Appendix IV - UTLs
Plant Bowen Client: Southern Company Data: Bowen AP-1

Tolerance Limit

Constituent: Antimony (mg/L) Analysis Run 4/16/2024 4:31 PM View: Appendix IV - UTLs

Plant Bowen Client: Southern Company Data: Bowen AP-1

	BGWA-2 (bg)	BGWA-29 (bg)	BGWA-33 (bg)	BGWA-47D (bg)	BGWA-48D (bg)
6/6/2016	<0.003				
8/9/2016	<0.003				
8/22/2016		<0.003			
10/3/2016	<0.003				
10/4/2016		<0.003			
11/29/2016	<0.003				
12/1/2016		<0.003			
1/10/2017		<0.003			
2/13/2017	<0.003				
2/14/2017		<0.003			
4/13/2017	0.0004 (J)				
4/14/2017		<0.003			
5/25/2017	<0.003	<0.003			
7/7/2017	<0.003				
7/10/2017		<0.003			
3/26/2018	<0.003	<0.003			
2/25/2019	<0.003				
2/27/2019		<0.003			
2/18/2020	<0.003				
2/19/2020		<0.003			
2/21/2020			0.0016 (J)		
3/18/2020	<0.003	<0.003			
3/20/2020			0.0014 (J)		
5/22/2020				<0.003	
5/25/2020					0.0042
6/23/2020				<0.003	0.00074 (J)
7/28/2020				0.0013 (J)	0.0014 (J)
9/2/2020				0.00082 (J)	
9/3/2020					0.0023 (J)
9/23/2020	<0.003	<0.003			
9/25/2020			0.0015 (J)		
10/1/2020				0.00056 (J)	0.0026 (J)
11/10/2020				0.0019 (J)	0.0016 (J)
12/15/2020				0.0018 (J)	0.0018 (J)
1/20/2021				0.00068 (J)	0.0015 (J)
2/16/2021	<0.003	0.0015 (J)			
2/17/2021				0.0013 (J)	0.0013 (J)
2/19/2021			0.0011 (J)		
3/23/2021		<0.003			
3/25/2021				<0.003	0.0008 (J)
3/26/2021	<0.003				
4/1/2021			0.002 (J)		
8/16/2021	<0.003	<0.003		<0.003	0.0018 (J)
8/25/2021			0.0013 (J)		
2/9/2022	<0.003			<0.003	0.0018 (J)
2/10/2022		<0.003			
2/16/2022			0.00089 (J)		
7/26/2022	<0.003	0.00096 (J)		<0.003	0.0008 (J)
8/3/2022			<0.003		
1/24/2023	<0.003	<0.003		<0.003	<0.003
2/2/2023			<0.003		
8/15/2023				<0.003	

ND substitution: RL or RL/2 if <15% NDs.

Tolerance Limit

Constituent: Antimony (mg/L) Analysis Run 4/16/2024 4:31 PM View: Appendix IV - UTLs

Plant Bowen Client: Southern Company Data: Bowen AP-1

	BGWA-2 (bg)	BGWA-29 (bg)	BGWA-33 (bg)	BGWA-47D (bg)	BGWA-48D (bg)
8/16/2023		<0.003			<0.003
8/21/2023	<0.003				
8/23/2023			<0.003		
1/31/2024				<0.003	0.001 (J)
2/5/2024		<0.003			
2/7/2024			<0.003		
2/8/2024	0.0012 (J)				

ND substitution: RL or RL/2 if <15% NDs.

Tolerance Limit

Constituent: Arsenic (mg/L) Analysis Run 4/16/2024 4:31 PM View: Appendix IV - UTLs

Plant Bowen Client: Southern Company Data: Bowen AP-1

	BGWA-2 (bg)	BGWA-29 (bg)	BGWA-33 (bg)	BGWA-47D (bg)	BGWA-48D (bg)
6/6/2016	0.0012 (J)				
8/9/2016	<0.005				
8/22/2016		<0.005			
10/3/2016	<0.005				
10/4/2016		<0.005			
11/29/2016	0.0023 (J)				
12/1/2016		<0.005			
1/10/2017		<0.005			
2/13/2017	<0.005				
2/14/2017		<0.005			
4/13/2017	0.0017 (J)				
4/14/2017		0.0006 (J)			
5/25/2017	0.0015 (J)	0.0008 (J)			
7/7/2017	0.001 (J)				
7/10/2017		0.0008 (J)			
3/26/2018	0.0019 (J)	0.00066 (J)			
6/12/2018	0.0013 (J)	0.00059 (J)			
10/16/2018	0.00075 (J)	<0.005			
2/25/2019	<0.005				
2/27/2019		0.0011 (J)			
4/1/2019	0.00049 (J)	0.00019 (J)			
4/3/2019			0.002 (J)		
9/23/2019	0.00095 (J)	0.00053 (J)			
9/27/2019			0.0023 (J)		
2/18/2020	0.002 (J)				
2/19/2020		0.0012 (J)			
2/21/2020			0.0015 (J)		
3/18/2020	<0.005	<0.005			
3/20/2020			0.0024 (J)		
5/22/2020				0.00059 (J)	
5/25/2020					0.0025 (J)
6/23/2020				<0.005	0.01
7/28/2020				0.00081 (J)	0.0039 (J)
9/2/2020				<0.005	
9/3/2020					0.0018 (J)
9/23/2020	<0.005	<0.005			
9/25/2020			0.0017 (J)		
10/1/2020				<0.005	0.0014 (J)
11/10/2020				<0.005	<0.005
12/15/2020				<0.005	<0.005
1/20/2021				<0.005	<0.005
2/16/2021	<0.005	<0.005			
2/17/2021				<0.005	<0.005
2/19/2021			<0.005		
3/23/2021		<0.005			
3/25/2021				0.0014 (J)	0.0042 (J)
3/26/2021	<0.005				
4/1/2021			0.0013 (J)		
8/16/2021	<0.005	<0.005		0.0012 (J)	0.0079
8/25/2021			0.0018 (J)		
2/9/2022	<0.005			<0.005	0.0057
2/10/2022		<0.005			

ND substitution: RL or RL/2 if <15% NDs.

Tolerance Limit

Constituent: Arsenic (mg/L) Analysis Run 4/16/2024 4:31 PM View: Appendix IV - UTLs

Plant Bowen Client: Southern Company Data: Bowen AP-1

	BGWA-2 (bg)	BGWA-29 (bg)	BGWA-33 (bg)	BGWA-47D (bg)	BGWA-48D (bg)
2/16/2022			<0.005		
7/26/2022	<0.005	<0.005		<0.005	<0.005
8/3/2022			0.0043 (J)		
1/24/2023	<0.005	<0.005		<0.005	<0.005
2/2/2023			0.01		
8/15/2023				<0.005	
8/16/2023		<0.005			<0.005
8/21/2023	<0.005				
8/23/2023			0.0048 (J)		
1/31/2024				<0.005	0.0038 (J)
2/5/2024		<0.005			
2/7/2024			0.0069		
2/8/2024	<0.005				

ND substitution: RL or RL/2 if <15% NDs.

Tolerance Limit

Constituent: Barium (mg/L) Analysis Run 4/16/2024 4:31 PM View: Appendix IV - UTLs

Plant Bowen Client: Southern Company Data: Bowen AP-1

	BGWA-2 (bg)	BGWA-29 (bg)	BGWA-33 (bg)	BGWA-47D (bg)	BGWA-48D (bg)
6/6/2016	0.2				
8/9/2016	0.188				
8/22/2016		0.0094 (J)			
10/3/2016	0.191				
10/4/2016		0.0188			
11/29/2016	0.201				
12/1/2016		0.0334			
1/10/2017		0.0306			
2/13/2017	0.218				
2/14/2017		0.0247			
4/13/2017	0.19				
4/14/2017		0.0231			
5/25/2017	0.193	0.0235			
7/7/2017	0.148				
7/10/2017		0.0207			
3/26/2018	0.17	0.016			
6/12/2018	0.18	0.018			
10/16/2018	0.17	0.016			
2/25/2019	0.16				
2/27/2019		0.013			
4/1/2019	0.16	0.014			
4/3/2019			0.025		
9/23/2019	0.21	0.016			
9/27/2019			0.035		
2/18/2020	0.15				
2/19/2020		0.013			
2/21/2020			0.03		
3/18/2020	0.14	0.013			
3/20/2020			0.033		
5/22/2020				0.046	
5/25/2020					0.12
6/23/2020				0.065	0.067
7/28/2020				0.081	0.098
9/2/2020				0.058	
9/3/2020					0.067
9/23/2020	0.14	0.014			
9/25/2020			0.028		
10/1/2020				0.058	0.073
11/10/2020				0.057	0.071
12/15/2020				0.059	0.073
1/20/2021				0.058	0.071
2/16/2021	0.15	0.013			
2/17/2021				0.06	0.064
2/19/2021			0.03		
3/23/2021		0.013			
3/25/2021				0.057	0.091
3/26/2021	0.14				
4/1/2021			0.035		
8/16/2021	0.13	0.017		0.06	0.074
8/25/2021			0.029		
2/9/2022	0.12			0.057	0.054
2/10/2022		0.011			

Tolerance Limit

Constituent: Barium (mg/L) Analysis Run 4/16/2024 4:31 PM View: Appendix IV - UTLs

Plant Bowen Client: Southern Company Data: Bowen AP-1

	BGWA-2 (bg)	BGWA-29 (bg)	BGWA-33 (bg)	BGWA-47D (bg)	BGWA-48D (bg)
2/16/2022			0.031		
7/26/2022	0.12	0.013		0.056	0.025
8/3/2022			0.061		
1/24/2023	0.1	0.012		0.059	0.024
2/2/2023			0.085		
8/15/2023				0.055	
8/16/2023		0.015			0.03
8/21/2023	0.11				
8/23/2023			0.05		
1/31/2024				0.054	0.052
2/5/2024		0.011			
2/7/2024			0.058		
2/8/2024	0.11				

Tolerance Limit

Constituent: Beryllium (mg/L) Analysis Run 4/16/2024 4:31 PM View: Appendix IV - UTLs

Plant Bowen Client: Southern Company Data: Bowen AP-1

	BGWA-2 (bg)	BGWA-29 (bg)	BGWA-33 (bg)	BGWA-47D (bg)	BGWA-48D (bg)
6/6/2016	<0.0005				
8/9/2016	<0.0005				
8/22/2016		<0.0005			
10/3/2016	<0.0005				
10/4/2016		<0.0005			
11/29/2016	<0.0005				
12/1/2016		<0.0005			
1/10/2017		<0.0005			
2/13/2017	<0.0005				
2/14/2017		<0.0005			
4/13/2017	<0.0005				
4/14/2017		<0.0005			
5/25/2017	<0.0005	<0.0005			
7/7/2017	<0.0005				
7/10/2017		<0.0005			
3/26/2018	<0.0005	<0.0005			
2/25/2019	<0.0005				
2/27/2019		<0.0005			
4/1/2019	<0.0005	<0.0005			
4/3/2019			<0.0005		
9/23/2019	<0.0005	<0.0005			
9/27/2019			<0.0005		
2/18/2020	<0.0005				
2/19/2020		<0.0005			
2/21/2020			<0.0005		
3/18/2020	<0.0005	<0.0005			
3/20/2020			<0.0005		
5/22/2020				<0.0005	
5/25/2020					<0.0005
6/23/2020				<0.0005	<0.0005
7/28/2020				<0.0005	<0.0005
9/2/2020				<0.0005	
9/3/2020					<0.0005
9/23/2020	<0.0005	<0.0005			
9/25/2020			<0.0005		
10/1/2020				<0.0005	5.7E-05 (J)
11/10/2020				<0.0005	<0.0005
12/15/2020				<0.0005	<0.0005
1/20/2021				<0.0005	<0.0005
2/16/2021	<0.0005	<0.0005			
2/17/2021				<0.0005	<0.0005
2/19/2021			<0.0005		
3/23/2021		<0.0005			
3/25/2021				<0.0005	<0.0005
3/26/2021	<0.0005				
4/1/2021			<0.0005		
8/16/2021	<0.0005	<0.0005		<0.0005	<0.0005
8/25/2021			<0.0005		
2/9/2022	<0.0005			<0.0005	<0.0005
2/10/2022		<0.0005			
2/16/2022			<0.0005		
7/26/2022	<0.0005	<0.0005		<0.0005	<0.0005

ND substitution: RL or RL/2 if <15% NDs.

Tolerance Limit

Constituent: Beryllium (mg/L) Analysis Run 4/16/2024 4:31 PM View: Appendix IV - UTLs

Plant Bowen Client: Southern Company Data: Bowen AP-1

	BGWA-2 (bg)	BGWA-29 (bg)	BGWA-33 (bg)	BGWA-47D (bg)	BGWA-48D (bg)
8/3/2022			<0.0005		
1/24/2023	<0.0005	<0.0005		<0.0005	<0.0005
2/2/2023			<0.0005		
8/15/2023				<0.0005	
8/16/2023		<0.0005			<0.0005
8/21/2023	<0.0005				
8/23/2023			<0.0005		
1/31/2024				<0.0005	<0.0005
2/5/2024		<0.0005			
2/7/2024			<0.0005		
2/8/2024	<0.0005				

ND substitution: RL or RL/2 if <15% NDs.

Tolerance Limit

Constituent: Cadmium (mg/L) Analysis Run 4/16/2024 4:31 PM View: Appendix IV - UTLs

Plant Bowen Client: Southern Company Data: Bowen AP-1

	BGWA-2 (bg)	BGWA-29 (bg)	BGWA-33 (bg)	BGWA-47D (bg)	BGWA-48D (bg)
6/6/2016	<0.0005				
8/9/2016	<0.0005				
8/22/2016		<0.0005			
10/3/2016	<0.0005				
10/4/2016		<0.0005			
11/29/2016	<0.0005				
12/1/2016		<0.0005			
1/10/2017		9E-05 (J)			
2/13/2017	<0.0005				
2/14/2017		<0.0005			
4/13/2017	<0.0005				
4/14/2017		<0.0005			
5/25/2017	<0.0005	<0.0005			
7/7/2017	<0.0005				
7/10/2017		<0.0005			
3/26/2018	<0.0005	<0.0005			
6/12/2018	<0.0005	<0.0005			
10/16/2018	<0.0005	<0.0005			
2/25/2019	<0.0005				
2/27/2019		<0.0005			
4/1/2019	<0.0005	<0.0005			
4/3/2019			<0.0005		
9/23/2019	<0.0005	<0.0005			
9/27/2019			<0.0005		
2/18/2020	<0.0005				
2/19/2020		<0.0005			
2/21/2020			<0.0005		
3/18/2020	<0.0005	<0.0005			
3/20/2020			<0.0005		
5/22/2020				<0.0005	
5/25/2020					<0.0005
6/23/2020				<0.0005	<0.0005
7/28/2020				<0.0005	<0.0005
9/2/2020				<0.0005	
9/3/2020					<0.0005
9/23/2020	<0.0005	<0.0005			
9/25/2020			<0.0005		
10/1/2020				<0.0005	<0.0005
11/10/2020				<0.0005	<0.0005
12/15/2020				<0.0005	<0.0005
1/20/2021				<0.0005	<0.0005
2/16/2021	<0.0005	<0.0005			
2/17/2021				<0.0005	<0.0005
2/19/2021			<0.0005		
3/23/2021		<0.0005			
3/25/2021				<0.0005	<0.0005
3/26/2021	0.00018 (J)				
4/1/2021			<0.0005		
8/16/2021	<0.0005	<0.0005		<0.0005	<0.0005
8/25/2021			<0.0005		
2/9/2022	<0.0005			<0.0005	<0.0005
2/10/2022		<0.0005			

ND substitution: RL or RL/2 if <15% NDs.

Tolerance Limit

Constituent: Cadmium (mg/L) Analysis Run 4/16/2024 4:31 PM View: Appendix IV - UTLs

Plant Bowen Client: Southern Company Data: Bowen AP-1

	BGWA-2 (bg)	BGWA-29 (bg)	BGWA-33 (bg)	BGWA-47D (bg)	BGWA-48D (bg)
2/16/2022			<0.0005		
7/26/2022	<0.0005	<0.0005		<0.0005	<0.0005
8/3/2022			<0.0005		
1/24/2023	<0.0005	<0.0005		<0.0005	<0.0005
2/2/2023			<0.0005		
8/15/2023				<0.0005	
8/16/2023		<0.0005			<0.0005
8/21/2023	<0.0005				
8/23/2023			<0.0005		
1/31/2024				<0.0005	<0.0005
2/5/2024		<0.0005			
2/7/2024			<0.0005		
2/8/2024	<0.0005				

ND substitution: RL or RL/2 if <15% NDs.

Tolerance Limit

Constituent: Chromium (mg/L) Analysis Run 4/16/2024 4:31 PM View: Appendix IV - UTLs

Plant Bowen Client: Southern Company Data: Bowen AP-1

	BGWA-2 (bg)	BGWA-29 (bg)	BGWA-33 (bg)	BGWA-47D (bg)	BGWA-48D (bg)
6/6/2016	<0.005				
8/9/2016	0.0019 (J)				
8/22/2016		<0.005			
10/3/2016	<0.005				
10/4/2016		0.0013 (J)			
11/29/2016	<0.005				
12/1/2016		<0.005			
1/10/2017		<0.005			
2/13/2017	<0.005				
2/14/2017		<0.005			
4/13/2017	0.0005 (J)				
4/14/2017		0.0005 (J)			
5/25/2017	<0.005	0.0004 (J)			
7/7/2017	0.0008 (J)				
7/10/2017		0.0005 (J)			
3/26/2018	<0.005	<0.005			
2/25/2019	<0.005				
2/27/2019		<0.005			
4/1/2019	<0.005	<0.005			
4/3/2019			<0.005		
9/23/2019	<0.005	0.00047 (J)			
9/27/2019			<0.005		
2/18/2020	0.00048 (J)				
2/19/2020		0.00053 (J)			
2/21/2020			0.00051 (J)		
3/18/2020	<0.005	0.00052 (J)			
3/20/2020			0.0007 (J)		
5/22/2020				0.00044 (J)	
5/25/2020					<0.005
6/23/2020				0.00043 (J)	0.00042 (J)
7/28/2020				<0.005	<0.005
9/2/2020				<0.005	
9/3/2020					<0.005
9/23/2020	<0.005	<0.005			
9/25/2020			0.00083 (J)		
10/1/2020				0.0014 (J)	0.00056 (J)
11/10/2020				0.00059 (J)	<0.005
12/15/2020				0.00069	<0.005
1/20/2021				0.00061 (J)	<0.005
2/16/2021	<0.005	0.00071 (J)			
2/17/2021				0.00099 (J)	0.00069 (J)
2/19/2021			0.00077 (J)		
3/23/2021		0.00059 (J)			
3/25/2021				<0.005	<0.005
3/26/2021	0.00071 (J)				
4/1/2021			0.00076 (J)		
8/16/2021	<0.005	<0.005		0.0022 (J)	<0.005
8/25/2021			<0.005		
2/9/2022	<0.005			<0.005	<0.005
2/10/2022		<0.005			
2/16/2022			<0.005		
7/26/2022	<0.005	<0.005		<0.005	<0.005

ND substitution: RL or RL/2 if <15% NDs.

Tolerance Limit

Constituent: Chromium (mg/L) Analysis Run 4/16/2024 4:31 PM View: Appendix IV - UTLs

Plant Bowen Client: Southern Company Data: Bowen AP-1

	BGWA-2 (bg)	BGWA-29 (bg)	BGWA-33 (bg)	BGWA-47D (bg)	BGWA-48D (bg)
8/3/2022			<0.005		
1/24/2023	0.0011 (J)	<0.005		<0.005	<0.005
2/2/2023			<0.005		
8/15/2023				<0.005	
8/16/2023		<0.005			<0.005
8/21/2023	<0.005				
8/23/2023			<0.005		
1/31/2024				<0.005	<0.005
2/5/2024		<0.005			
2/7/2024			<0.005		
2/8/2024	<0.005				

ND substitution: RL or RL/2 if <15% NDs.

Tolerance Limit

Constituent: Cobalt (mg/L) Analysis Run 4/16/2024 4:31 PM View: Appendix IV - UTLs

Plant Bowen Client: Southern Company Data: Bowen AP-1

	BGWA-2 (bg)	BGWA-29 (bg)	BGWA-33 (bg)	BGWA-47D (bg)	BGWA-48D (bg)
6/6/2016	<0.005				
8/9/2016	0.0005 (J)				
8/22/2016		<0.005			
10/3/2016	<0.005				
10/4/2016		<0.005			
11/29/2016	<0.005				
12/1/2016		<0.005			
1/10/2017		<0.005			
2/13/2017	<0.005				
2/14/2017		<0.005			
4/13/2017	<0.005				
4/14/2017		<0.005			
5/25/2017	<0.005	<0.005			
7/7/2017	<0.005				
7/10/2017		<0.005			
3/26/2018	<0.005	<0.005			
6/12/2018	<0.005	<0.005			
10/16/2018	<0.005	<0.005			
2/25/2019	<0.005				
2/27/2019		<0.005			
4/1/2019	0.00014 (J)	<0.005			
4/3/2019			0.00011 (J)		
5/2/2019	<0.005				
9/23/2019	0.00047 (J)	<0.005			
9/27/2019			<0.005		
2/18/2020	<0.005				
2/19/2020		<0.005			
2/21/2020			<0.005		
3/18/2020	<0.005	<0.005			
3/20/2020			<0.005		
5/22/2020				<0.005	
5/25/2020					<0.005
6/23/2020				0.00031 (J)	<0.005
7/28/2020				<0.005	0.00064 (J)
9/2/2020				<0.005	
9/3/2020					<0.005
9/23/2020	<0.005	<0.005			
9/25/2020			<0.005		
10/1/2020				<0.005	0.00039 (J)
11/10/2020				<0.005	<0.005
12/15/2020				<0.005	<0.005
1/20/2021				<0.005	<0.005
2/16/2021	<0.005	<0.005			
2/17/2021				<0.005	<0.005
2/19/2021			<0.005		
3/23/2021		<0.005			
3/25/2021				<0.005	<0.005
3/26/2021	<0.005				
4/1/2021			<0.005		
8/16/2021	<0.005	<0.005		<0.005	<0.005
8/25/2021			<0.005		
2/9/2022	<0.005			<0.005	<0.005

ND substitution: RL or RL/2 if <15% NDs.

Tolerance Limit

Constituent: Cobalt (mg/L) Analysis Run 4/16/2024 4:31 PM View: Appendix IV - UTLs

Plant Bowen Client: Southern Company Data: Bowen AP-1

	BGWA-2 (bg)	BGWA-29 (bg)	BGWA-33 (bg)	BGWA-47D (bg)	BGWA-48D (bg)
2/10/2022		<0.005			
2/16/2022			<0.005		
7/26/2022	<0.005	<0.005		<0.005	<0.005
8/3/2022			<0.005		
1/24/2023	<0.005	<0.005		<0.005	<0.005
2/2/2023			0.00051 (J)		
8/15/2023				<0.005	
8/16/2023		<0.005			<0.005
8/21/2023	<0.005				
8/23/2023			0.00059 (J)		
1/31/2024				<0.005	<0.005
2/5/2024		<0.005			
2/7/2024			0.00095 (J)		
2/8/2024	<0.005				

ND substitution: RL or RL/2 if <15% NDs.

Tolerance Limit

Constituent: Combined Radium 226 + 228 (pCi/L) Analysis Run 4/16/2024 4:31 PM View: Appendix IV - UTLs

Plant Bowen Client: Southern Company Data: Bowen AP-1

	BGWA-2 (bg)	BGWA-29 (bg)	BGWA-33 (bg)	BGWA-47D (bg)	BGWA-48D (bg)
6/6/2016	0.838				
8/9/2016	1.18				
8/22/2016		0.356 (U)			
10/3/2016	0.815 (U)				
10/4/2016		0.0834 (U)			
11/29/2016	0.887 (U)				
12/1/2016		0.208 (U)			
1/10/2017		0.024 (U)			
2/13/2017	0.869 (U)				
2/14/2017		0.105 (U)			
4/13/2017	1.21 (U)				
4/14/2017		0.803 (U)			
5/25/2017	1.54	0.569 (U)			
7/7/2017	1.45				
7/10/2017		0.589 (U)			
3/26/2018	0.529 (U)	0.513 (U)			
6/12/2018	0.945 (U)	0.516 (U)			
10/16/2018	0.57 (U)	0.146 (U)			
2/25/2019	1.43				
2/27/2019		0.941 (U)			
4/1/2019	1.44 (U)	0.66 (U)			
4/3/2019			0.69 (U)		
9/23/2019	1.82	1.25			
10/4/2019			1.02 (U)		
2/18/2020	1.33				
2/19/2020		1.28			
2/21/2020			0.504 (U)		
3/18/2020	1.31 (U)	1.2 (U)			
3/20/2020			0.6 (U)		
5/22/2020				1.21 (U)	
5/25/2020					1.21 (U)
6/23/2020				0.955 (U)	1.44
7/28/2020				1.59	0.592 (U)
9/2/2020				0.59 (U)	
9/3/2020					1.06 (U)
9/23/2020	1.43	0.53 (U)			
9/28/2020			0.963 (U)		
10/1/2020				0.754 (U)	0.597 (U)
11/10/2020				0.403 (U)	0.188 (U)
12/15/2020				0.263 (U)	0.464 (U)
1/20/2021				0.669 (U)	1.33 (U)
2/16/2021	0.938 (U)	0.344 (U)			
2/17/2021				0.537 (U)	1.1 (U)
2/19/2021			1.11		
3/23/2021		0.322 (U)			
3/25/2021				1.15 (U)	1.08 (U)
3/26/2021	1.03 (U)				
4/1/2021			0.58 (U)		
8/16/2021	0.684 (U)	0.539 (U)		0.536 (U)	0.0949 (U)
8/25/2021			0.377 (U)		
2/9/2022	0.264 (U)			0.539 (U)	0.504 (U)
2/10/2022		0.181 (U)			

Tolerance Limit

Constituent: Combined Radium 226 + 228 (pCi/L) Analysis Run 4/16/2024 4:31 PM View: Appendix IV - UTLs

Plant Bowen Client: Southern Company Data: Bowen AP-1

	BGWA-2 (bg)	BGWA-29 (bg)	BGWA-33 (bg)	BGWA-47D (bg)	BGWA-48D (bg)
2/16/2022			0.54 (U)		
7/26/2022	1.53	0.634 (U)		1.51	1.27 (U)
1/24/2023	1.52	0.711 (U)		0.955 (U)	0.589 (U)
2/2/2023			1.21		
8/15/2023				0.758 (U)	
8/16/2023		0.252 (U)			0.578 (U)
8/21/2023	0.561 (U)				
8/23/2023			1.19		
1/31/2024				1.44	0.437 (U)
2/5/2024		0.371 (U)			
2/7/2024			1.62		
2/8/2024	0.437 (U)				

Tolerance Limit

Constituent: Fluoride (mg/L) Analysis Run 4/16/2024 4:31 PM View: Appendix IV - UTLs

Plant Bowen Client: Southern Company Data: Bowen AP-1

	BGWA-2 (bg)	BGWA-29 (bg)	BGWA-33 (bg)	BGWA-47D (bg)	BGWA-48D (bg)
6/6/2016	0.11 (J)				
8/9/2016	0.09 (J)				
8/22/2016		0.04 (J)			
10/3/2016	0.11 (J)				
10/4/2016		0.06 (J)			
11/29/2016	0.11 (J)				
12/1/2016		0.08 (J)			
1/10/2017		0.03 (J)			
2/13/2017	0.12 (J)				
2/14/2017		<0.1			
4/13/2017	0.1 (J)				
4/14/2017		0.01 (J)			
5/25/2017	0.08 (J)	0.005 (J)			
7/7/2017	0.13 (J)				
7/10/2017		0.06 (J)			
10/9/2017	0.11 (J)				
10/10/2017		<0.1			
3/26/2018	<0.1	<0.1			
6/12/2018	0.086 (J)	0.053 (J)			
10/16/2018	0.06 (J)	<0.1			
2/25/2019	<0.1				
2/27/2019		<0.1			
4/1/2019	0.047 (J)	<0.1			
4/3/2019			0.085 (J)		
5/2/2019	<0.1				
9/23/2019	0.076 (J)	<0.1			
9/27/2019			0.33		
2/18/2020	<0.1				
2/19/2020		<0.1			
2/21/2020			0.059 (J)		
3/18/2020	<0.1	<0.1			
3/20/2020			0.061 (J)		
5/22/2020				0.054 (J)	
5/25/2020					0.19 (J)
6/23/2020				<0.1	0.19
7/28/2020				<0.1	0.57
9/2/2020				<0.1	
9/3/2020					0.11
9/23/2020	<0.1	<0.1			
9/25/2020			0.068 (J)		
10/1/2020				<0.1	0.063 (J)
11/10/2020				<0.1	<0.1
12/15/2020				<0.1	<0.1
1/20/2021				<0.1	<0.1
2/16/2021	<0.1	<0.1			
2/17/2021				<0.1	<0.1
2/19/2021			0.062 (J)		
3/23/2021		<0.1			
3/25/2021				<0.1	<0.1
3/26/2021	<0.1				
4/1/2021			0.06 (J)		
8/16/2021	<0.1	<0.1		<0.1	<0.1

ND substitution: RL or RL/2 if <15% NDs.

Tolerance Limit

Constituent: Fluoride (mg/L) Analysis Run 4/16/2024 4:31 PM View: Appendix IV - UTLs

Plant Bowen Client: Southern Company Data: Bowen AP-1

	BGWA-2 (bg)	BGWA-29 (bg)	BGWA-33 (bg)	BGWA-47D (bg)	BGWA-48D (bg)
8/25/2021			0.088 (J)		
2/9/2022	<0.1			<0.1	0.065 (J)
2/10/2022		<0.1			
2/16/2022			0.061 (J)		
7/26/2022	0.066 (J)	0.058 (J)		0.064 (J)	0.086 (J)
8/3/2022			0.079 (J)		
1/24/2023	0.055 (J)	0.052 (J)		0.05 (J)	0.076 (J)
2/2/2023			0.077 (J)		
8/15/2023				0.06 (J)	
8/16/2023		0.06 (J)			0.075 (J)
8/21/2023	<0.1				
8/23/2023			0.056 (J)		
1/31/2024				0.05 (J)	0.082 (J)
2/5/2024		<0.1			
2/7/2024			0.054 (J)		
2/8/2024	<0.1				

ND substitution: RL or RL/2 if <15% NDs.

Tolerance Limit

Constituent: Lead (mg/L) Analysis Run 4/16/2024 4:32 PM View: Appendix IV - UTLs

Plant Bowen Client: Southern Company Data: Bowen AP-1

	BGWA-2 (bg)	BGWA-29 (bg)	BGWA-33 (bg)	BGWA-47D (bg)	BGWA-48D (bg)
6/6/2016	0.0024				
8/9/2016	<0.001				
8/22/2016		<0.001			
10/3/2016	<0.001				
10/4/2016		<0.001			
11/29/2016	0.0002 (J)				
12/1/2016		<0.001			
1/10/2017		<0.001			
2/13/2017	<0.001				
2/14/2017		<0.001			
4/13/2017	<0.001				
4/14/2017		<0.001			
5/25/2017	0.0001 (J)	<0.001			
7/7/2017	<0.001				
7/10/2017		<0.001			
3/26/2018	<0.001	<0.001			
2/25/2019	<0.001				
2/27/2019		<0.001			
4/1/2019	<0.001	<0.001			
4/3/2019			<0.001		
9/23/2019	<0.001	<0.001			
9/27/2019			<0.001		
2/18/2020	<0.001				
2/19/2020		<0.001			
2/21/2020			<0.001		
3/18/2020	<0.001	<0.001			
3/20/2020			<0.001		
5/22/2020				8.9E-05 (J)	
5/25/2020					0.00013 (J)
6/23/2020				5.8E-05 (J)	8.1E-05 (J)
7/28/2020				5.7E-05 (J)	5.2E-05 (J)
9/2/2020				7.4E-05 (J)	
9/3/2020					3.8E-05 (J)
9/23/2020	0.00014 (J)	<0.001			
9/25/2020			4.5E-05 (J)		
10/1/2020				0.00021 (J)	0.00014 (J)
11/10/2020				6.5E-05 (J)	0.00013 (J)
12/15/2020				8E-05 (J)	0.00011 (J)
1/20/2021				7.2E-05 (J)	0.00025 (J)
2/16/2021	0.00011 (J)	4.2E-05 (J)			
2/17/2021				0.00015 (J)	0.00026 (J)
2/19/2021			<0.001		
3/23/2021		<0.001			
3/25/2021				<0.001	0.00011 (J)
3/26/2021	6.8E-05 (J)				
4/1/2021			<0.001		
8/16/2021	<0.001	<0.001		<0.001	<0.001
8/25/2021			<0.001		
2/9/2022	<0.001			<0.001	<0.001
2/10/2022		<0.001			
2/16/2022			<0.001		
7/26/2022	<0.001	<0.001		<0.001	<0.001

ND substitution: RL or RL/2 if <15% NDs.

Tolerance Limit

Constituent: Lead (mg/L) Analysis Run 4/16/2024 4:32 PM View: Appendix IV - UTLs

Plant Bowen Client: Southern Company Data: Bowen AP-1

	BGWA-2 (bg)	BGWA-29 (bg)	BGWA-33 (bg)	BGWA-47D (bg)	BGWA-48D (bg)
8/3/2022			<0.001		
1/24/2023	<0.001	<0.001		<0.001	<0.001
2/2/2023			<0.001		
8/15/2023				<0.001	
8/16/2023		<0.001			<0.001
8/21/2023	<0.001				
8/23/2023			<0.001		
1/31/2024				<0.001	<0.001
2/5/2024		<0.001			
2/7/2024			<0.001		
2/8/2024	<0.001				

ND substitution: RL or RL/2 if <15% NDs.

Tolerance Limit

Constituent: Lithium (mg/L) Analysis Run 4/16/2024 4:32 PM View: Appendix IV - UTLs

Plant Bowen Client: Southern Company Data: Bowen AP-1

	BGWA-2 (bg)	BGWA-29 (bg)	BGWA-33 (bg)	BGWA-47D (bg)	BGWA-48D (bg)
6/6/2016	<0.03				
8/9/2016	<0.03				
8/22/2016		<0.03			
10/3/2016	<0.03				
10/4/2016		<0.03			
11/29/2016	<0.03				
12/1/2016		<0.03			
1/10/2017		<0.03			
2/13/2017	<0.03				
2/14/2017		<0.03			
4/13/2017	<0.03				
4/14/2017		<0.03			
5/25/2017	<0.03	<0.03			
7/7/2017	<0.03				
7/10/2017		<0.03			
3/26/2018	<0.03	<0.03			
6/12/2018	<0.03	<0.03			
10/16/2018	<0.03	<0.03			
2/25/2019	<0.03				
2/27/2019		<0.03			
4/1/2019	<0.03	0.00059 (J)			
4/3/2019			<0.03		
9/23/2019	<0.03	0.00089 (J)			
9/27/2019			<0.03		
2/18/2020	<0.03				
2/19/2020		<0.03			
2/21/2020			<0.03		
3/18/2020	<0.03	<0.03			
3/20/2020			<0.03		
5/22/2020				<0.03	
5/25/2020					0.0011 (J)
6/23/2020				<0.03	<0.03
7/28/2020				<0.03	0.0014 (J)
9/2/2020				<0.03	
9/3/2020					0.0014 (J)
9/23/2020	<0.03	0.00085 (J)			
9/25/2020			<0.03		
10/1/2020				<0.03	0.0011 (J)
11/10/2020				<0.03	<0.03
12/15/2020				<0.03	0.00089
1/20/2021				<0.03	0.00091 (J)
2/16/2021	<0.03	<0.03			
2/17/2021				<0.03	0.00099 (J)
2/19/2021			<0.03		
3/23/2021		0.00087 (J)			
3/25/2021				<0.03	<0.03
3/26/2021	<0.03				
4/1/2021			<0.03		
8/16/2021	<0.03	0.00093 (J)		<0.03	<0.03
8/25/2021			<0.03		
2/9/2022	<0.03			0.00083 (J)	<0.03
2/10/2022		<0.03			

ND substitution: RL or RL/2 if <15% NDs.

Tolerance Limit

Constituent: Lithium (mg/L) Analysis Run 4/16/2024 4:32 PM View: Appendix IV - UTLs

Plant Bowen Client: Southern Company Data: Bowen AP-1

	BGWA-2 (bg)	BGWA-29 (bg)	BGWA-33 (bg)	BGWA-47D (bg)	BGWA-48D (bg)
2/16/2022			<0.03		
7/26/2022	<0.03	0.00095 (J)		0.00073 (J)	<0.03
8/3/2022			<0.03		
1/24/2023	<0.03	<0.03		<0.03	<0.03
2/2/2023			<0.03		
8/15/2023				<0.03	
8/16/2023		0.00086 (J)			<0.03
8/21/2023	<0.03				
8/23/2023			<0.03		
1/31/2024				<0.03	<0.03
2/5/2024		<0.03			
2/7/2024			<0.03		
2/8/2024	<0.03				

ND substitution: RL or RL/2 if <15% NDs.

Tolerance Limit

Constituent: Mercury (mg/L) Analysis Run 4/16/2024 4:32 PM View: Appendix IV - UTLs

Plant Bowen Client: Southern Company Data: Bowen AP-1

	BGWA-2 (bg)	BGWA-29 (bg)	BGWA-33 (bg)	BGWA-47D (bg)	BGWA-48D (bg)
6/6/2016	7.7E-05 (J)				
8/9/2016	<0.0002				
8/22/2016		<0.0002			
10/3/2016	<0.0002				
10/4/2016		<0.0002			
11/29/2016	<0.0002				
12/1/2016		<0.0002			
1/10/2017		<0.0002			
2/13/2017	<0.0002				
2/14/2017		<0.0002			
4/13/2017	<0.0002				
4/14/2017		<0.0002			
5/25/2017	<0.0002	<0.0002			
7/7/2017	<0.0002				
7/10/2017		<0.0002			
3/26/2018	<0.0002	<0.0002			
2/25/2019	<0.0002				
2/27/2019		6.5E-05 (J)			
4/1/2019	<0.0002	<0.0002			
4/3/2019			<0.0002		
9/23/2019	<0.0002	<0.0002			
9/27/2019			<0.0002		
2/18/2020	<0.0002				
2/19/2020		<0.0002			
2/21/2020			<0.0002		
3/18/2020	<0.0002	<0.0002			
3/20/2020			<0.0002		
5/22/2020				<0.0002	
5/25/2020					<0.0002
6/23/2020				<0.0002	<0.0002
7/28/2020				<0.0002	<0.0002
9/2/2020				<0.0002	
9/3/2020					<0.0002
9/23/2020	<0.0002	<0.0002			
9/25/2020			8.7E-05 (J)		
10/1/2020				<0.0002	<0.0002
11/10/2020				<0.0002	<0.0002
12/15/2020				<0.0002	<0.0002
1/20/2021				<0.0002	<0.0002
2/16/2021	<0.0002	<0.0002			
2/17/2021				<0.0002	<0.0002
2/19/2021			<0.0002		
3/23/2021		<0.0002			
3/25/2021				<0.0002	<0.0002
3/26/2021	<0.0002				
4/1/2021			<0.0002		
8/16/2021	<0.0002	<0.0002		<0.0002	<0.0002
8/25/2021			<0.0002		
2/9/2022	<0.0002			<0.0002	<0.0002
2/10/2022		<0.0002			
2/16/2022			<0.0002		
7/26/2022	0.00019 (J)	0.00015 (J)		0.00022	0.00014 (J)

ND substitution: RL or RL/2 if <15% NDs.

Tolerance Limit

Constituent: Mercury (mg/L) Analysis Run 4/16/2024 4:32 PM View: Appendix IV - UTLs

Plant Bowen Client: Southern Company Data: Bowen AP-1

	BGWA-2 (bg)	BGWA-29 (bg)	BGWA-33 (bg)	BGWA-47D (bg)	BGWA-48D (bg)
8/3/2022			<0.0002		
1/24/2023	<0.0002	<0.0002		0.00022	<0.0002
2/2/2023			<0.0002		
8/15/2023				<0.0002	
8/16/2023		<0.0002			<0.0002
8/21/2023	<0.0002				
8/23/2023			<0.0002		
1/31/2024				<0.0002	<0.0002
2/5/2024		<0.0002			
2/7/2024			<0.0002		
2/8/2024	<0.0002				

ND substitution: RL or RL/2 if <15% NDs.

Tolerance Limit

Constituent: Molybdenum (mg/L) Analysis Run 4/16/2024 4:32 PM View: Appendix IV - UTLs

Plant Bowen Client: Southern Company Data: Bowen AP-1

	BGWA-2 (bg)	BGWA-29 (bg)	BGWA-33 (bg)	BGWA-47D (bg)	BGWA-48D (bg)
6/6/2016	0.0015 (J)				
8/9/2016	0.0016 (J)				
8/22/2016		<0.01			
10/3/2016	<0.01				
10/4/2016		<0.01			
11/29/2016	0.0022 (J)				
12/1/2016		<0.01			
1/10/2017		<0.01			
2/13/2017	0.002 (J)				
2/14/2017		<0.01			
4/13/2017	0.0025 (J)				
4/14/2017		<0.01			
5/25/2017	0.002 (J)	<0.01			
7/7/2017	0.0017 (J)				
7/10/2017		<0.01			
3/26/2018	<0.01	<0.01			
6/12/2018	<0.01	<0.01			
10/16/2018	<0.01	<0.01			
2/25/2019	<0.01				
2/27/2019		<0.01			
4/1/2019	0.0014 (J)	0.00053 (J)			
4/3/2019			0.034		
5/2/2019	<0.01				
7/9/2019			0.034		
9/23/2019	0.0017 (J)	<0.01			
9/27/2019			0.019		
2/18/2020	<0.01				
2/19/2020		<0.01			
2/21/2020			0.029		
3/18/2020	0.0012 (J)	<0.01			
3/20/2020			0.032		
5/22/2020				0.0011 (J)	
5/25/2020					0.003 (J)
6/23/2020				<0.01	0.0048 (J)
7/28/2020				<0.01	0.0073 (J)
9/2/2020				<0.01	
9/3/2020					0.0074 (J)
9/23/2020	<0.01	<0.01			
9/25/2020			0.032		
10/1/2020				<0.01	0.0046 (J)
11/10/2020				<0.01	0.0016 (J)
12/15/2020				<0.01	0.0021
1/20/2021				<0.01	0.0018 (J)
2/16/2021	0.0011 (J)	<0.01			
2/17/2021				<0.01	0.0017 (J)
2/19/2021			0.029		
3/23/2021		<0.01			
3/25/2021				<0.01	0.0015 (J)
3/26/2021	0.00092 (J)				
4/1/2021			0.026		
8/16/2021	<0.01	<0.01		<0.01	0.0011 (J)
8/25/2021			0.031		

ND substitution: RL or RL/2 if <15% NDs.

Tolerance Limit

Constituent: Molybdenum (mg/L) Analysis Run 4/16/2024 4:32 PM View: Appendix IV - UTLs

Plant Bowen Client: Southern Company Data: Bowen AP-1

	BGWA-2 (bg)	BGWA-29 (bg)	BGWA-33 (bg)	BGWA-47D (bg)	BGWA-48D (bg)
2/9/2022	<0.01			<0.01	0.00093 (J)
2/10/2022		<0.01			
2/16/2022			0.025		
7/26/2022	<0.01	<0.01		<0.01	0.0039 (J)
8/3/2022			0.0094 (J)		
1/24/2023	<0.01	<0.01		<0.01	0.007 (J)
2/2/2023			0.0077 (J)		
8/15/2023				<0.01	
8/16/2023		<0.01			0.004 (J)
8/21/2023	<0.01				
8/23/2023			0.0085 (J)		
1/31/2024				<0.01	0.0026 (J)
2/5/2024		<0.01			
2/7/2024			0.014		
2/8/2024	<0.01				

ND substitution: RL or RL/2 if <15% NDs.

Tolerance Limit

Constituent: Selenium (mg/L) Analysis Run 4/16/2024 4:32 PM View: Appendix IV - UTLs

Plant Bowen Client: Southern Company Data: Bowen AP-1

	BGWA-2 (bg)	BGWA-29 (bg)	BGWA-33 (bg)	BGWA-47D (bg)	BGWA-48D (bg)
6/6/2016	<0.005				
8/9/2016	<0.005				
8/22/2016		<0.005			
10/3/2016	<0.005				
10/4/2016		<0.005			
11/29/2016	<0.005				
12/1/2016		<0.005			
1/10/2017		<0.005			
2/13/2017	<0.005				
2/14/2017		<0.005			
4/13/2017	<0.005				
4/14/2017		<0.005			
5/25/2017	<0.005	<0.005			
7/7/2017	<0.005				
7/10/2017		<0.005			
3/26/2018	<0.005	<0.005			
2/25/2019	<0.005				
2/27/2019		<0.005			
4/1/2019	0.00011 (J)	<0.005			
4/3/2019			0.00013 (J)		
9/23/2019	<0.005	<0.005			
9/27/2019			<0.005		
2/18/2020	<0.005				
2/19/2020		<0.005			
2/21/2020			<0.005		
3/18/2020	<0.005	<0.005			
3/20/2020			<0.005		
5/22/2020				0.0013 (J)	
5/25/2020					<0.005
6/23/2020				<0.005	<0.005
7/28/2020				<0.005	<0.005
9/2/2020				<0.005	
9/3/2020					<0.005
9/23/2020	<0.005	<0.005			
9/25/2020			<0.005		
10/1/2020				0.0018 (J)	<0.005
11/10/2020				<0.005	<0.005
12/15/2020				0.0018	<0.005
1/20/2021				<0.005	<0.005
2/16/2021	<0.005	<0.005			
2/17/2021				<0.005	<0.005
2/19/2021			<0.005		
3/23/2021		<0.005			
3/25/2021				0.002 (J)	<0.005
3/26/2021	<0.005				
4/1/2021			0.004 (J)		
8/16/2021	<0.005	<0.005		0.002 (J)	<0.005
8/25/2021			<0.005		
2/9/2022	<0.005			0.0021 (J)	<0.005
2/10/2022		<0.005			
2/16/2022			<0.005		
7/26/2022	<0.005	<0.005		0.0021 (J)	<0.005

ND substitution: RL or RL/2 if <15% NDs.

Tolerance Limit

Constituent: Selenium (mg/L) Analysis Run 4/16/2024 4:32 PM View: Appendix IV - UTLs

Plant Bowen Client: Southern Company Data: Bowen AP-1

	BGWA-2 (bg)	BGWA-29 (bg)	BGWA-33 (bg)	BGWA-47D (bg)	BGWA-48D (bg)
8/3/2022			<0.005		
1/24/2023	<0.005	<0.005		0.0015 (J)	<0.005
2/2/2023			<0.005		
8/15/2023				0.0015 (J)	
8/16/2023		<0.005			<0.005
8/21/2023	<0.005				
8/23/2023			<0.005		
1/31/2024				0.0015 (J)	<0.005
2/5/2024		<0.005			
2/7/2024			<0.005		
2/8/2024	<0.005				

ND substitution: RL or RL/2 if <15% NDs.

Tolerance Limit

Constituent: Thallium (mg/L) Analysis Run 4/16/2024 4:32 PM View: Appendix IV - UTLs

Plant Bowen Client: Southern Company Data: Bowen AP-1

	BGWA-2 (bg)	BGWA-29 (bg)	BGWA-33 (bg)	BGWA-47D (bg)	BGWA-48D (bg)
6/6/2016	<0.001				
8/9/2016	0.0001 (J)				
8/22/2016		<0.001			
10/3/2016	<0.001				
10/4/2016		<0.001			
11/29/2016	<0.001				
12/1/2016		<0.001			
1/10/2017		<0.001			
2/13/2017	<0.001				
2/14/2017		<0.001			
4/13/2017	9E-05 (J)				
4/14/2017		<0.001			
5/25/2017	0.0001 (J)	<0.001			
7/7/2017	9E-05 (J)				
7/10/2017		<0.001			
3/26/2018	<0.001	<0.001			
6/12/2018	<0.001	<0.001			
10/16/2018	<0.001	<0.001			
2/25/2019	<0.001				
2/27/2019		<0.001			
4/1/2019	0.00011 (J)	<0.001			
4/3/2019			<0.001		
9/23/2019	0.00011 (J)	<0.001			
9/27/2019			<0.001		
2/18/2020	0.00011 (J)				
2/19/2020		<0.001			
2/21/2020			<0.001		
3/18/2020	0.00012 (J)	<0.001			
3/20/2020			<0.001		
5/22/2020				8.8E-05 (J)	
5/25/2020					<0.001
6/23/2020				<0.001	<0.001
7/28/2020				<0.001	<0.001
9/2/2020				<0.001	
9/3/2020					<0.001
9/23/2020	<0.001	<0.001			
9/25/2020			<0.001		
10/1/2020				<0.001	<0.001
11/10/2020				<0.001	<0.001
12/15/2020				<0.001	<0.001
1/20/2021				<0.001	<0.001
2/16/2021	0.0002 (J)	<0.001			
2/17/2021				<0.001	<0.001
2/19/2021			<0.001		
3/23/2021		<0.001			
3/25/2021				<0.001	<0.001
3/26/2021	0.00025 (J)				
4/1/2021			<0.001		
8/16/2021	0.00019 (J)	<0.001		<0.001	<0.001
8/25/2021			<0.001		
2/9/2022	<0.001			<0.001	<0.001
2/10/2022		<0.001			

ND substitution: RL or RL/2 if <15% NDs.

Tolerance Limit

Constituent: Thallium (mg/L) Analysis Run 4/16/2024 4:32 PM View: Appendix IV - UTLs

Plant Bowen Client: Southern Company Data: Bowen AP-1

	BGWA-2 (bg)	BGWA-29 (bg)	BGWA-33 (bg)	BGWA-47D (bg)	BGWA-48D (bg)
2/16/2022			<0.001		
7/26/2022	0.00021 (J)	<0.001		<0.001	<0.001
8/3/2022			<0.001		
1/24/2023	<0.001	<0.001		<0.001	<0.001
2/2/2023			<0.001		
8/15/2023				<0.001	
8/16/2023		<0.001			<0.001
8/21/2023	<0.001				
8/23/2023			<0.001		
1/31/2024				<0.001	<0.001
2/5/2024		<0.001			
2/7/2024			<0.001		
2/8/2024	<0.001				

ND substitution: RL or RL/2 if <15% NDs.

FIGURE G.

BOWEN ASH POND 1 GWPS				
Constituent Name	**MCL**	**CCR-Rule Specified**	**Background Limit**	**GWPS**
Antimony, Total (mg/L)	0.006		0.0042	0.006
Arsenic, Total (mg/L)	0.01		0.01	0.01
Barium, Total (mg/L)	2		0.22	2
Beryllium, Total (mg/L)	0.004		0.0005	0.004
Cadmium, Total (mg/L)	0.005		0.0005	0.005
Chromium, Total (mg/L)	0.1		0.005	0.1
Cobalt, Total (mg/L)		0.006	0.005	0.006
Combined Radium, Total (pCi/L)	5		1.66	5
Fluoride, Total (mg/L)	4		0.57	4
Lead, Total (mg/L)		0.015	0.0024	0.015
Lithium, Total (mg/L)		0.04	0.03	0.04
Mercury, Total (mg/L)	0.002		0.00022	0.002
Molybdenum, Total (mg/L)		0.1	0.034	0.1
Selenium, Total (mg/L)	0.05		0.005	0.05
Thallium, Total (mg/L)	0.002		0.001	0.002

**GWPS = Groundwater Protection Standard*

**MCL = Maximum Contaminant Level*

**CCR = Coal Combustion Residuals*

FIGURE H.

Appendix IV Confidence Intervals Summary Table - Significant Results

Plant Bowen Client: Southern Company Data: Bowen AP-1 Printed 8/7/2024, 11:56 AM

Constituent	Well	Upper Lim.	Lower Lim.	Compliance	Sig.	N	Mean	Std. Dev.	%NDs	ND Adj.	Transform	Alpha	Method
Arsenic (mg/L)	**BGWC-34D**	**0.01786**	**0.01489**	**0.01**	**Yes**	**16**	**0.01638**	**0.002277**	**0**	**None**	**No**	**0.01**	**Param.**
Cobalt (mg/L)	**BGWC-16**	**0.01115**	**0.008719**	**0.006**	**Yes**	**9**	**0.009933**	**0.001258**	**0**	**None**	**No**	**0.01**	**Param.**
Cobalt (mg/L)	**BGWC-22**	**0.02612**	**0.01694**	**0.006**	**Yes**	**28**	**0.02153**	**0.009817**	**0**	**None**	**No**	**0.01**	**Param.**
Molybdenum (mg/L)	**BGWC-43D**	**0.1994**	**0.1356**	**0.1**	**Yes**	**12**	**0.1675**	**0.0407**	**0**	**None**	**No**	**0.01**	**Param.**

Appendix IV Confidence Intervals Summary Table - All Results

Plant Bowen Client: Southern Company Data: Bowen AP-1 Printed 8/7/2024, 11:56 AM

Constituent	Well	Upper Lim.	Lower Lim.	Compliance	Sig.	N	Mean	Std. Dev.	%NDs	ND Adj.	Transform	Alpha	Method
Antimony (mg/L)	BGWA-6	0.003	0.0017	0.006	No	19	0.002932	0.0002982	94.74	None	No	0.01	NP (NDs)
Antimony (mg/L)	BGWC-10	0.003	0.0022	0.006	No	21	0.002848	0.0004008	85.71	None	No	0.01	NP (NDs)
Antimony (mg/L)	BGWC-14A	0.003	0.00061	0.006	No	16	0.002682	0.0008711	87.5	None	No	0.01	NP (NDs)
Antimony (mg/L)	BGWC-16	0.003	0.0004	0.006	No	21	0.002876	0.0005674	95.24	None	No	0.01	NP (NDs)
Antimony (mg/L)	BGWC-17	0.003	0.0002	0.006	No	21	0.002867	0.000611	95.24	None	No	0.01	NP (NDs)
Antimony (mg/L)	BGWC-19	0.003	0.0005	0.006	No	21	0.002881	0.0005455	95.24	None	No	0.01	NP (NDs)
Antimony (mg/L)	BGWC-20	0.003	0.0014	0.006	No	21	0.002805	0.0006328	90.48	None	No	0.01	NP (NDs)
Antimony (mg/L)	BGWC-21	0.003	0.0017	0.006	No	20	0.002855	0.0004489	90	None	No	0.01	NP (NDs)
Antimony (mg/L)	BGWC-22	0.003	0.0023	0.006	No	21	0.002794	0.0006249	85.71	None	No	0.01	NP (NDs)
Antimony (mg/L)	BGWC-23	0.003	0.0022	0.006	No	22	0.002651	0.001359	59.09	None	No	0.01	NP (NDs)
Antimony (mg/L)	BGWC-24	0.0032	0.0028	0.006	No	21	0.002797	0.0009107	71.43	None	No	0.01	NP (NDs)
Antimony (mg/L)	BGWC-25	0.003	0.0013	0.006	No	21	0.002804	0.00063	90.48	None	No	0.01	NP (NDs)
Antimony (mg/L)	BGWC-31	0.003	0.0023	0.006	No	11	0.002698	0.000797	81.82	None	No	0.006	NP (NDs)
Antimony (mg/L)	BGWC-32	0.003	0.00039	0.006	No	11	0.002523	0.001062	81.82	None	No	0.006	NP (NDs)
Antimony (mg/L)	BGWC-34D	0.003	0.00079	0.006	No	11	0.002571	0.000957	81.82	None	No	0.006	NP (NDs)
Antimony (mg/L)	BGWC-35D	0.003	0.00066	0.006	No	11	0.002509	0.0009426	72.73	None	No	0.006	NP (NDs)
Antimony (mg/L)	BGWC-36D	0.003	0.0021	0.006	No	11	0.002733	0.000647	81.82	None	No	0.006	NP (NDs)
Antimony (mg/L)	BGWC-37D	0.003	0.0022	0.006	No	11	0.002692	0.0007939	81.82	None	No	0.006	NP (NDs)
Antimony (mg/L)	BGWC-38D	0.004149	0.0005454	0.006	No	11	0.003013	0.002911	27.27	Kaplan-Meier	sqrt(x)	0.01	Param.
Antimony (mg/L)	BGWC-40	0.003	0.003	0.006	No	11	0.002773	0.0007538	90.91	Kaplan-Meier	No	0.006	NP (NDs)
Antimony (mg/L)	BGWC-41D	0.003	0.0014	0.006	No	9	0.002644	0.0007055	77.78	Kaplan-Meier	No	0.002	NP (NDs)
Antimony (mg/L)	BGWC-42D	0.003	0.00072	0.006	No	9	0.002261	0.0009627	55.56	Kaplan-Meier	No	0.002	NP (NDs)
Antimony (mg/L)	BGWC-43D	0.003	0.00058	0.006	No	9	0.002332	0.001028	66.67	Kaplan-Meier	No	0.002	NP (NDs)
Antimony (mg/L)	BGWC-44D	0.003724	0.001163	0.006	No	9	0.003144	0.002309	44.44	Kaplan-Meier	ln(x)	0.01	Param.
Antimony (mg/L)	BGWC-49D	0.003	0.00039	0.006	No	7	0.002627	0.0009865	85.71	Kaplan-Meier	No	0.008	NP (NDs)
Antimony (mg/L)	BGWC-50D	0.003	0.0017	0.006	No	7	0.002657	0.0005884	71.43	Kaplan-Meier	No	0.008	NP (NDs)
Antimony (mg/L)	BGWC-51	0.003	0.0019	0.006	No	9	0.002878	0.0003667	88.89	Kaplan-Meier	No	0.002	NP (NDs)
Antimony (mg/L)	BGWC-52	0.003	0.00053	0.006	No	9	0.002364	0.001018	66.67	None	No	0.002	NP (NDs)
Antimony (mg/L)	BGWC-7	0.003	0.0016	0.006	No	21	0.002614	0.0008552	80.95	None	No	0.01	NP (NDs)
Antimony (mg/L)	BGWC-8	0.003	0.00059	0.006	No	21	0.00264	0.0009029	85.71	None	No	0.01	NP (NDs)
Antimony (mg/L)	BGWC-9	0.003	0.0014	0.006	No	20	0.002542	0.0009617	80	None	No	0.01	NP (NDs)
Arsenic (mg/L)	BGWA-6	0.005	0.0013	0.01	No	22	0.003749	0.001894	68.18	None	No	0.01	NP (NDs)
Arsenic (mg/L)	BGWC-10	0.007148	0.0055	0.01	No	25	0.006324	0.001653	4	None	No	0.01	Param.
Arsenic (mg/L)	BGWC-12	0.005	0.0009	0.01	No	25	0.002922	0.002024	44	None	No	0.01	NP (normality)
Arsenic (mg/L)	BGWC-14A	0.005	0.002	0.01	No	16	0.004219	0.001483	75	None	No	0.01	NP (NDs)
Arsenic (mg/L)	BGWC-16	0.005	0.0008	0.01	No	25	0.003332	0.002097	60	None	No	0.01	NP (NDs)
Arsenic (mg/L)	BGWC-17	0.005	0.0014	0.01	No	25	0.003708	0.001939	68	None	No	0.01	NP (NDs)
Arsenic (mg/L)	BGWC-18	0.005	0.0014	0.01	No	25	0.003692	0.001974	68	None	No	0.01	NP (NDs)
Arsenic (mg/L)	BGWC-19	0.005	0.0008	0.01	No	25	0.003185	0.002119	56	None	No	0.01	NP (NDs)
Arsenic (mg/L)	BGWC-20	0.005	0.0015	0.01	No	25	0.003	0.001842	40	None	No	0.01	NP (normality)
Arsenic (mg/L)	BGWC-21	0.005	0.0011	0.01	No	24	0.003225	0.002007	54.17	None	No	0.01	NP (NDs)
Arsenic (mg/L)	BGWC-22	0.003331	0.001915	0.01	No	25	0.002828	0.001861	8	None	x^(1/3)	0.01	Param.
Arsenic (mg/L)	BGWC-23	0.003992	0.001977	0.01	No	25	0.003236	0.002365	4	None	sqrt(x)	0.01	Param.
Arsenic (mg/L)	BGWC-24	0.005418	0.003098	0.01	No	26	0.004504	0.002599	11.54	None	sqrt(x)	0.01	Param.
Arsenic (mg/L)	BGWC-25	0.002822	0.001978	0.01	No	25	0.002968	0.001239	16	Kaplan-Meier	sqrt(x)	0.01	Param.
Arsenic (mg/L)	BGWC-30	0.005	0.001	0.01	No	25	0.002841	0.001878	36	None	No	0.01	NP (normality)
Arsenic (mg/L)	BGWC-31	0.005389	0.003668	0.01	No	14	0.004529	0.001215	0	None	No	0.01	Param.
Arsenic (mg/L)	BGWC-32	0.003128	0.001405	0.01	No	14	0.002266	0.001217	14.29	None	No	0.01	Param.
Arsenic (mg/L)	**BGWC-34D**	**0.01786**	**0.01489**	**0.01**	**Yes**	**16**	**0.01638**	**0.002277**	**0**	**None**	**No**	**0.01**	**Param.**
Arsenic (mg/L)	BGWC-35D	0.005846	0.001548	0.01	No	14	0.00399	0.003974	7.143	None	sqrt(x)	0.01	Param.
Arsenic (mg/L)	BGWC-36D	0.002536	0.0008055	0.01	No	14	0.003058	0.002066	35.71	Kaplan-Meier	sqrt(x)	0.01	Param.
Arsenic (mg/L)	BGWC-37D	0.02571	0.008994	0.01	No	11	0.01768	0.01111	0	None	sqrt(x)	0.01	Param.
Arsenic (mg/L)	BGWC-38D	0.003813	0.001478	0.01	No	11	0.003227	0.00162	18.18	Kaplan-Meier	No	0.01	Param.
Arsenic (mg/L)	BGWC-39	0.005813	0.001427	0.01	No	11	0.004332	0.002555	27.27	Kaplan-Meier	No	0.01	Param.
Arsenic (mg/L)	BGWC-40	0.002501	0.0009189	0.01	No	11	0.002906	0.00184	36.36	Kaplan-Meier	No	0.01	Param.

Appendix IV Confidence Intervals Summary Table - All Results

Plant Bowen Client: Southern Company Data: Bowen AP-1 Printed 8/7/2024, 11:56 AM

Constituent	Well	Upper Lim.	Lower Lim.	Compliance	Sig.	N	Mean	Std. Dev.	%NDs	ND Adj.	Transform	Alpha	Method
Arsenic (mg/L)	BGWC-41D	0.007704	0.001167	0.01	No	9	0.004436	0.003386	0	None	No	0.01	Param.
Arsenic (mg/L)	BGWC-42D	0.007927	0.002851	0.01	No	9	0.005389	0.002628	0	None	No	0.01	Param.
Arsenic (mg/L)	BGWC-43D	0.005663	0.0008682	0.01	No	9	0.003266	0.002483	11.11	None	No	0.01	Param.
Arsenic (mg/L)	BGWC-44D	0.006051	0.002793	0.01	No	9	0.004422	0.001687	0	None	No	0.01	Param.
Arsenic (mg/L)	BGWC-49D	0.008918	0.001882	0.01	No	7	0.0054	0.002962	0	None	No	0.01	Param.
Arsenic (mg/L)	BGWC-50D	0.003358	0.001722	0.01	No	7	0.003243	0.001355	28.57	Kaplan-Meier	No	0.01	Param.
Arsenic (mg/L)	BGWC-51	0.005513	0.002133	0.01	No	9	0.004611	0.001531	44.44	Kaplan-Meier	x^2	0.01	Param.
Arsenic (mg/L)	BGWC-52	0.005	0.00099	0.01	No	9	0.003532	0.001821	44.44	None	No	0.002	NP (normality)
Arsenic (mg/L)	BGWC-7	0.002812	0.002028	0.01	No	25	0.00242	0.0007858	8	None	No	0.01	Param.
Arsenic (mg/L)	BGWC-8	0.005	0.0007	0.01	No	25	0.002799	0.002173	48	None	No	0.01	NP (normality)
Arsenic (mg/L)	BGWC-9	0.00239	0.001736	0.01	No	24	0.002842	0.001181	16.67	Kaplan-Meier	No	0.01	Param.
Barium (mg/L)	BGWA-6	0.016	0.0115	2	No	22	0.02152	0.01718	0	None	No	0.01	NP (normality)
Barium (mg/L)	BGWC-10	0.05609	0.04447	2	No	25	0.05076	0.0124	0	None	sqrt(x)	0.01	Param.
Barium (mg/L)	BGWC-12	0.0401	0.03184	2	No	25	0.03597	0.008291	0	None	No	0.01	Param.
Barium (mg/L)	BGWC-14A	0.04081	0.03194	2	No	16	0.03638	0.006811	0	None	No	0.01	Param.
Barium (mg/L)	BGWC-16	0.03078	0.02792	2	No	25	0.02935	0.002871	0	None	No	0.01	Param.
Barium (mg/L)	BGWC-17	0.018	0.015	2	No	25	0.01695	0.002551	0	None	No	0.01	NP (normality)
Barium (mg/L)	BGWC-18	0.03468	0.03027	2	No	25	0.03248	0.004419	0	None	No	0.01	Param.
Barium (mg/L)	BGWC-19	0.03743	0.03105	2	No	25	0.03424	0.006404	0	None	No	0.01	Param.
Barium (mg/L)	BGWC-20	0.0342	0.03132	2	No	25	0.03276	0.00288	0	None	No	0.01	Param.
Barium (mg/L)	BGWC-21	0.04176	0.03146	2	No	24	0.03661	0.01009	0	None	No	0.01	Param.
Barium (mg/L)	BGWC-22	0.0888	0.07605	2	No	25	0.08243	0.01279	0	None	No	0.01	Param.
Barium (mg/L)	BGWC-23	0.1039	0.08659	2	No	25	0.09522	0.01732	0	None	No	0.01	Param.
Barium (mg/L)	BGWC-24	0.1022	0.07155	2	No	26	0.08687	0.03143	0	None	No	0.01	Param.
Barium (mg/L)	BGWC-25	0.02379	0.01757	2	No	25	0.02114	0.006734	0	None	x^(1/3)	0.01	Param.
Barium (mg/L)	BGWC-30	0.179	0.07	2	No	25	0.112	0.05944	0	None	No	0.01	NP (normality)
Barium (mg/L)	BGWC-31	0.04385	0.03643	2	No	14	0.04021	0.005395	0	None	sqrt(x)	0.01	Param.
Barium (mg/L)	BGWC-32	0.1155	0.08909	2	No	14	0.1026	0.01921	0	None	sqrt(x)	0.01	Param.
Barium (mg/L)	BGWC-34D	0.05165	0.04006	2	No	14	0.04586	0.008179	0	None	No	0.01	Param.
Barium (mg/L)	BGWC-35D	0.09181	0.0619	2	No	14	0.07686	0.02111	0	None	No	0.01	Param.
Barium (mg/L)	BGWC-36D	0.074	0.06	2	No	14	0.06979	0.01358	0	None	No	0.01	NP (normality)
Barium (mg/L)	BGWC-37D	0.1026	0.08445	2	No	11	0.09355	0.01091	0	None	No	0.01	Param.
Barium (mg/L)	BGWC-38D	0.1808	0.1025	2	No	11	0.1416	0.04698	0	None	No	0.01	Param.
Barium (mg/L)	BGWC-39	0.07443	0.04666	2	No	11	0.06055	0.01666	0	None	No	0.01	Param.
Barium (mg/L)	BGWC-40	0.05537	0.04282	2	No	11	0.04909	0.007529	0	None	No	0.01	Param.
Barium (mg/L)	BGWC-41D	0.06883	0.05295	2	No	9	0.06089	0.008223	0	None	No	0.01	Param.
Barium (mg/L)	BGWC-42D	0.1243	0.06751	2	No	9	0.09589	0.0294	0	None	No	0.01	Param.
Barium (mg/L)	BGWC-43D	0.07608	0.06192	2	No	9	0.069	0.007331	0	None	No	0.01	Param.
Barium (mg/L)	BGWC-44D	0.03108	0.01736	2	No	9	0.02422	0.007102	0	None	No	0.01	Param.
Barium (mg/L)	BGWC-49D	0.08725	0.05446	2	No	7	0.07086	0.0138	0	None	No	0.01	Param.
Barium (mg/L)	BGWC-50D	0.06629	0.03228	2	No	7	0.04929	0.01431	0	None	No	0.01	Param.
Barium (mg/L)	BGWC-51	0.061	0.0058	2	No	9	0.02837	0.02335	0	None	No	0.002	NP (normality)
Barium (mg/L)	BGWC-52	0.07748	0.02246	2	No	9	0.04978	0.02965	0	None	sqrt(x)	0.01	Param.
Barium (mg/L)	BGWC-7	0.03785	0.03175	2	No	25	0.0348	0.006113	0	None	No	0.01	Param.
Barium (mg/L)	BGWC-8	0.03021	0.02715	2	No	25	0.02803	0.00526	0	None	x^3	0.01	Param.
Barium (mg/L)	BGWC-9	0.03123	0.02749	2	No	24	0.02936	0.003662	0	None	No	0.01	Param.
Beryllium (mg/L)	BGWC-12	0.0005	0.000076	0.004	No	23	0.0004618	0.0001266	91.3	None	No	0.01	NP (NDs)
Beryllium (mg/L)	BGWC-16	0.0005	0.00012	0.004	No	23	0.0002748	0.0001872	39.13	None	No	0.01	NP (normality)
Beryllium (mg/L)	BGWC-17	0.0005	0.000065	0.004	No	23	0.0004041	0.000186	78.26	None	No	0.01	NP (NDs)
Beryllium (mg/L)	BGWC-18	0.0005	0.00009	0.004	No	23	0.000353	0.0002061	65.22	None	No	0.01	NP (NDs)
Beryllium (mg/L)	BGWC-19	0.0005	0.000087	0.004	No	23	0.0003519	0.0002076	65.22	None	No	0.01	NP (NDs)
Beryllium (mg/L)	BGWC-22	0.0005	0.00011	0.004	No	23	0.0002642	0.0001939	39.13	None	No	0.01	NP (normality)
Beryllium (mg/L)	BGWC-23	0.0005	0.000054	0.004	No	23	0.0004806	0.000093	95.65	None	No	0.01	NP (NDs)
Beryllium (mg/L)	BGWC-24	0.0005	0.00018	0.004	No	24	0.000358	0.000166	54.17	None	No	0.01	NP (NDs)
Beryllium (mg/L)	BGWC-36D	0.0005	0.00007	0.004	No	13	0.0004669	0.0001193	92.31	None	No	0.01	NP (NDs)

Appendix IV Confidence Intervals Summary Table - All Results

Plant Bowen Client: Southern Company Data: Bowen AP-1 Printed 8/7/2024, 11:56 AM

Constituent	Well	Upper Lim.	Lower Lim.	Compliance	Sig.	N	Mean	Std. Dev.	%NDs	ND Adj.	Transform	Alpha	Method
Beryllium (mg/L)	BGWC-38D	0.0005	0.000059	0.004	No	11	0.0003044	0.000225	54.55	None	No	0.006	NP (NDs)
Beryllium (mg/L)	BGWC-39	0.0005	0.0005	0.004	No	11	0.0004617	0.0001269	90.91	None	No	0.006	NP (NDs)
Beryllium (mg/L)	BGWC-51	0.0005	0.00007	0.004	No	9	0.0002417	0.0001983	33.33	None	No	0.002	NP (normality)
Beryllium (mg/L)	BGWC-52	0.0005	0.000052	0.004	No	9	0.0004502	0.0001493	88.89	None	No	0.002	NP (NDs)
Cadmium (mg/L)	BGWC-14A	0.0005	0.00017	0.005	No	16	0.0003588	0.0001654	37.5	None	No	0.01	NP (normality)
Cadmium (mg/L)	BGWC-16	0.001783	0.001377	0.005	No	25	0.00158	0.0004072	0	None	No	0.01	Param.
Cadmium (mg/L)	BGWC-17	0.0005	0.00016	0.005	No	25	0.0003068	0.0001682	40	None	No	0.01	NP (normality)
Cadmium (mg/L)	BGWC-18	0.0006	0.00032	0.005	No	25	0.0004341	0.0001694	56	None	No	0.01	NP (NDs)
Cadmium (mg/L)	BGWC-19	0.0005	0.0002	0.005	No	25	0.000456	0.0001227	88	None	No	0.01	NP (NDs)
Cadmium (mg/L)	BGWC-20	0.0005	0.00008	0.005	No	25	0.0004832	0.000084	96	None	No	0.01	NP (NDs)
Cadmium (mg/L)	BGWC-22	0.00091	0.00038	0.005	No	25	0.0004944	0.000276	60	None	No	0.01	NP (NDs)
Cadmium (mg/L)	BGWC-23	0.0005	0.00019	0.005	No	25	0.0004876	0.000062	96	None	No	0.01	NP (NDs)
Cadmium (mg/L)	BGWC-24	0.005319	0.003018	0.005	No	26	0.004168	0.00236	0	None	No	0.01	Param.
Cadmium (mg/L)	BGWC-30	0.0005	0.0003	0.005	No	25	0.0004272	0.0001298	60	None	No	0.01	NP (NDs)
Cadmium (mg/L)	BGWC-38D	0.0005	0.0005	0.005	No	11	0.0005118	0.0001127	81.82	None	No	0.006	NP (NDs)
Cadmium (mg/L)	BGWC-39	0.0005	0.00014	0.005	No	11	0.0003291	0.0001703	45.45	None	No	0.006	NP (normality)
Cadmium (mg/L)	BGWC-43D	0.001002	0.00018	0.005	No	9	0.0005911	0.0005	0	None	x^(1/3)	0.01	Param.
Cadmium (mg/L)	BGWC-51	0.0007	0.00031	0.005	No	9	0.0004856	0.0001025	55.56	None	No	0.002	NP (NDs)
Cadmium (mg/L)	BGWC-52	0.0005	0.00018	0.005	No	9	0.0004011	0.0001497	66.67	None	No	0.002	NP (NDs)
Chromium (mg/L)	BGWA-6	0.005	0.0044	0.1	No	21	0.004805	0.0007684	90.48	None	No	0.01	NP (NDs)
Chromium (mg/L)	BGWC-10	0.005	0.0011	0.1	No	23	0.00483	0.0008132	95.65	None	No	0.01	NP (NDs)
Chromium (mg/L)	BGWC-12	0.005	0.0018	0.1	No	23	0.003888	0.001932	73.91	None	No	0.01	NP (NDs)
Chromium (mg/L)	BGWC-14A	0.026	0.0014	0.1	No	16	0.006087	0.005385	87.5	None	No	0.01	NP (NDs)
Chromium (mg/L)	BGWC-16	0.005	0.0019	0.1	No	23	0.004679	0.00108	91.3	None	No	0.01	NP (NDs)
Chromium (mg/L)	BGWC-17	0.005	0.00044	0.1	No	23	0.004601	0.001321	91.3	None	No	0.01	NP (NDs)
Chromium (mg/L)	BGWC-18	0.005	0.0011	0.1	No	23	0.004444	0.001471	86.96	None	No	0.01	NP (NDs)
Chromium (mg/L)	BGWC-20	0.005	0.0022	0.1	No	23	0.003888	0.001749	65.22	None	No	0.01	NP (NDs)
Chromium (mg/L)	BGWC-21	0.005	0.0025	0.1	No	22	0.004678	0.001092	90.91	None	No	0.01	NP (NDs)
Chromium (mg/L)	BGWC-23	0.005	0.0033	0.1	No	23	0.004252	0.001534	78.26	None	No	0.01	NP (NDs)
Chromium (mg/L)	BGWC-24	0.005	0.0009	0.1	No	24	0.004458	0.001466	87.5	None	No	0.01	NP (NDs)
Chromium (mg/L)	BGWC-25	0.005	0.0021	0.1	No	23	0.004874	0.0006047	95.65	None	No	0.01	NP (NDs)
Chromium (mg/L)	BGWC-30	0.005	0.00087	0.1	No	23	0.002666	0.002105	43.48	None	No	0.01	NP (normality)
Chromium (mg/L)	BGWC-31	0.005	0.00064	0.1	No	13	0.004023	0.00186	76.92	None	No	0.01	NP (NDs)
Chromium (mg/L)	BGWC-32	0.005	0.00062	0.1	No	13	0.003647	0.002005	61.54	None	No	0.01	NP (NDs)
Chromium (mg/L)	BGWC-35D	0.005	0.00072	0.1	No	13	0.004038	0.001831	76.92	None	No	0.01	NP (NDs)
Chromium (mg/L)	BGWC-36D	0.005	0.0006	0.1	No	13	0.003672	0.002076	69.23	None	No	0.01	NP (NDs)
Chromium (mg/L)	BGWC-37D	0.005	0.00068	0.1	No	11	0.004215	0.001748	81.82	None	No	0.006	NP (NDs)
Chromium (mg/L)	BGWC-38D	0.005	0.0031	0.1	No	11	0.004411	0.001441	81.82	None	No	0.006	NP (NDs)
Chromium (mg/L)	BGWC-39	0.005	0.005	0.1	No	11	0.004636	0.001206	90.91	None	No	0.006	NP (NDs)
Chromium (mg/L)	BGWC-40	0.005	0.00058	0.1	No	11	0.003067	0.002226	45.45	None	No	0.006	NP (normality)
Chromium (mg/L)	BGWC-41D	0.005	0.00068	0.1	No	9	0.00452	0.00144	88.89	None	No	0.002	NP (NDs)
Chromium (mg/L)	BGWC-42D	0.005	0.00062	0.1	No	9	0.00408	0.00183	77.78	None	No	0.002	NP (NDs)
Chromium (mg/L)	BGWC-43D	0.005	0.0024	0.1	No	9	0.004711	0.0008667	88.89	None	No	0.002	NP (NDs)
Chromium (mg/L)	BGWC-44D	0.005	0.00093	0.1	No	9	0.003819	0.001828	66.67	None	No	0.002	NP (NDs)
Chromium (mg/L)	BGWC-49D	0.005	0.00071	0.1	No	7	0.004387	0.001621	85.71	None	No	0.008	NP (NDs)
Chromium (mg/L)	BGWC-51	0.005	0.0006	0.1	No	9	0.004511	0.001467	88.89	None	No	0.002	NP (NDs)
Chromium (mg/L)	BGWC-52	0.005	0.00061	0.1	No	9	0.003723	0.001932	66.67	None	No	0.002	NP (NDs)
Chromium (mg/L)	BGWC-7	0.005	0.00095	0.1	No	23	0.00444	0.001481	86.96	None	No	0.01	NP (NDs)
Chromium (mg/L)	BGWC-8	0.005	0.0011	0.1	No	23	0.005209	0.01273	30.43	None	No	0.01	NP (normality)
Chromium (mg/L)	BGWC-9	0.005	0.0021	0.1	No	22	0.004732	0.0008682	90.91	None	No	0.01	NP (NDs)
Cobalt (mg/L)	BGWA-6	0.005	0.00054	0.006	No	22	0.002985	0.002265	54.55	None	No	0.01	NP (NDs)
Cobalt (mg/L)	BGWC-10	0.005	0.00051	0.006	No	25	0.003179	0.002277	60	None	No	0.01	NP (NDs)
Cobalt (mg/L)	BGWC-12	0.005	0.00045	0.006	No	25	0.002648	0.002309	48	None	No	0.01	NP (normality)
Cobalt (mg/L)	BGWC-14A	0.002355	0.001183	0.006	No	16	0.002663	0.001599	25	Kaplan-Meier	sqrt(x)	0.01	Param.
Cobalt (mg/L)	**BGWC-16**	**0.01115**	**0.008719**	**0.006**	**Yes**	**9**	**0.009933**	**0.001258**	**0**	**None**	**No**	**0.01**	**Param.**

Appendix IV Confidence Intervals Summary Table - All Results

Plant Bowen Client: Southern Company Data: Bowen AP-1 Printed 8/7/2024, 11:56 AM

Constituent	Well	Upper Lim.	Lower Lim.	Compliance	Sig.	N	Mean	Std. Dev.	%NDs	ND Adj.	Transform	Alpha	Method
Cobalt (mg/L)	BGWC-17	0.005	0.00015	0.006	No	25	0.004806	0.00097	96	None	No	0.01	NP (NDs)
Cobalt (mg/L)	BGWC-18	0.005	0.0009	0.006	No	25	0.004113	0.001814	80	None	No	0.01	NP (NDs)
Cobalt (mg/L)	BGWC-19	0.005	0.000072	0.006	No	25	0.004803	0.0009856	96	None	No	0.01	NP (NDs)
Cobalt (mg/L)	BGWC-20	0.005	0.0008	0.006	No	25	0.00427	0.00171	84	None	No	0.01	NP (NDs)
Cobalt (mg/L)	BGWC-21	0.005	0.0006	0.006	No	24	0.00272	0.002016	37.5	None	No	0.01	NP (normality)
Cobalt (mg/L)	**BGWC-22**	**0.02612**	**0.01694**	**0.006**	**Yes**	**28**	**0.02153**	**0.009817**	**0**	**None**	**No**	**0.01**	**Param.**
Cobalt (mg/L)	BGWC-23	0.005	0.0015	0.006	No	27	0.003859	0.001975	74.07	None	No	0.01	NP (NDs)
Cobalt (mg/L)	BGWC-24	0.003898	0.002837	0.006	No	28	0.003368	0.001135	10.71	None	No	0.01	Param.
Cobalt (mg/L)	BGWC-25	0.005	0.0006	0.006	No	25	0.004633	0.001272	92	None	No	0.01	NP (NDs)
Cobalt (mg/L)	BGWC-30	0.005	0.0009	0.006	No	27	0.003486	0.00203	62.96	None	No	0.01	NP (NDs)
Cobalt (mg/L)	BGWC-31	0.005	0.00041	0.006	No	14	0.00306	0.002327	57.14	None	No	0.01	NP (NDs)
Cobalt (mg/L)	BGWC-32	0.006923	0.002621	0.006	No	16	0.004772	0.003306	6.25	None	No	0.01	Param.
Cobalt (mg/L)	BGWC-34D	0.001539	0.0006457	0.006	No	14	0.001133	0.0006823	14.29	None	sqrt(x)	0.01	Param.
Cobalt (mg/L)	BGWC-35D	0.003129	0.001154	0.006	No	14	0.002141	0.001394	7.143	None	No	0.01	Param.
Cobalt (mg/L)	BGWC-36D	0.005	0.00057	0.006	No	14	0.003144	0.00223	57.14	None	No	0.01	NP (NDs)
Cobalt (mg/L)	BGWC-37D	0.00136	0.0006794	0.006	No	11	0.002522	0.001998	36.36	Kaplan-Meier	ln(x)	0.01	Param.
Cobalt (mg/L)	BGWC-38D	0.0065	0.0014	0.006	No	12	0.003625	0.003628	0	None	No	0.01	NP (normality)
Cobalt (mg/L)	BGWC-39	0.005	0.00061	0.006	No	12	0.004115	0.001739	75	None	No	0.01	NP (NDs)
Cobalt (mg/L)	BGWC-40	0.00061	0.00042	0.006	No	11	0.0006782	0.0006095	9.091	None	No	0.006	NP (normality)
Cobalt (mg/L)	BGWC-41D	0.005	0.0004	0.006	No	9	0.001524	0.001974	22.22	None	No	0.002	NP (normality)
Cobalt (mg/L)	BGWC-43D	0.004982	0.002238	0.006	No	10	0.00361	0.001538	0	None	No	0.01	Param.
Cobalt (mg/L)	BGWC-49D	0.001063	0.0007196	0.006	No	7	0.0008914	0.0001446	0	None	No	0.01	Param.
Cobalt (mg/L)	BGWC-50D	0.001378	0.0002881	0.006	No	7	0.0008329	0.0004586	0	None	No	0.01	Param.
Cobalt (mg/L)	BGWC-52	0.004377	0.001048	0.006	No	9	0.002712	0.001724	0	None	No	0.01	Param.
Cobalt (mg/L)	BGWC-7	0.0009	0.00067	0.006	No	25	0.002211	0.003472	16	None	No	0.01	NP (normality)
Cobalt (mg/L)	BGWC-8	0.005	0.0012	0.006	No	25	0.004267	0.001723	84	None	No	0.01	NP (NDs)
Cobalt (mg/L)	BGWC-9	0.005	0.0006	0.006	No	24	0.004422	0.001562	87.5	None	No	0.01	NP (NDs)
Combined Radium 226 + 228 (pCi/L)	BGWA-6	0.7229	0.3718	5	No	22	0.5474	0.3271	0	None	No	0.01	Param.
Combined Radium 226 + 228 (pCi/L)	BGWC-10	1.425	1.001	5	No	25	1.24	0.4665	0	None	sqrt(x)	0.01	Param.
Combined Radium 226 + 228 (pCi/L)	BGWC-12	0.7151	0.3654	5	No	25	0.5403	0.3508	0	None	No	0.01	Param.
Combined Radium 226 + 228 (pCi/L)	BGWC-14A	1.221	0.5623	5	No	16	0.8914	0.5059	0	None	No	0.01	Param.
Combined Radium 226 + 228 (pCi/L)	BGWC-16	1.208	0.7689	5	No	25	0.9886	0.4409	0	None	No	0.01	Param.
Combined Radium 226 + 228 (pCi/L)	BGWC-17	0.8516	0.5056	5	No	25	0.6786	0.347	0	None	No	0.01	Param.
Combined Radium 226 + 228 (pCi/L)	BGWC-18	1.046	0.6225	5	No	25	0.8733	0.4767	0	None	sqrt(x)	0.01	Param.
Combined Radium 226 + 228 (pCi/L)	BGWC-19	1.123	0.7056	5	No	25	0.9142	0.4185	0	None	No	0.01	Param.
Combined Radium 226 + 228 (pCi/L)	BGWC-20	1.355	0.8624	5	No	25	1.109	0.4938	0	None	No	0.01	Param.
Combined Radium 226 + 228 (pCi/L)	BGWC-21	0.8029	0.4905	5	No	24	0.6467	0.3061	0	None	No	0.01	Param.
Combined Radium 226 + 228 (pCi/L)	BGWC-22	2.799	2.007	5	No	25	2.403	0.7941	0	None	No	0.01	Param.
Combined Radium 226 + 228 (pCi/L)	BGWC-23	1.776	1.099	5	No	25	1.437	0.6791	0	None	No	0.01	Param.
Combined Radium 226 + 228 (pCi/L)	BGWC-24	3.177	1.76	5	No	25	2.884	2.549	0	None	ln(x)	0.01	Param.
Combined Radium 226 + 228 (pCi/L)	BGWC-25	0.9083	0.5394	5	No	25	0.7238	0.3701	0	None	No	0.01	Param.
Combined Radium 226 + 228 (pCi/L)	BGWC-30	2.01	1.104	5	No	24	1.557	0.8876	0	None	No	0.01	Param.
Combined Radium 226 + 228 (pCi/L)	BGWC-31	1.744	1.13	5	No	14	1.437	0.4333	0	None	No	0.01	Param.
Combined Radium 226 + 228 (pCi/L)	BGWC-32	1.97	1.189	5	No	14	1.58	0.551	0	None	No	0.01	Param.
Combined Radium 226 + 228 (pCi/L)	BGWC-34D	2.724	1.845	5	No	14	2.303	0.6369	0	None	sqrt(x)	0.01	Param.
Combined Radium 226 + 228 (pCi/L)	BGWC-35D	3.01	2.104	5	No	14	2.557	0.6398	0	None	No	0.01	Param.
Combined Radium 226 + 228 (pCi/L)	BGWC-36D	2.12	1.24	5	No	14	1.68	0.6212	0	None	No	0.01	Param.
Combined Radium 226 + 228 (pCi/L)	BGWC-37D	3.103	2.293	5	No	11	2.698	0.486	0	None	No	0.01	Param.
Combined Radium 226 + 228 (pCi/L)	BGWC-38D	5.2	3.281	5	No	11	4.257	1.183	0	None	sqrt(x)	0.01	Param.
Combined Radium 226 + 228 (pCi/L)	BGWC-39	1.417	0.574	5	No	11	0.9955	0.5058	0	None	No	0.01	Param.
Combined Radium 226 + 228 (pCi/L)	BGWC-40	0.9591	0.4253	5	No	11	0.6922	0.3203	0	None	No	0.01	Param.
Combined Radium 226 + 228 (pCi/L)	BGWC-41D	1.823	0.9664	5	No	9	1.395	0.4437	0	None	No	0.01	Param.
Combined Radium 226 + 228 (pCi/L)	BGWC-42D	1.38	0.44	5	No	9	0.778	0.3863	0	None	No	0.002	NP (normality)
Combined Radium 226 + 228 (pCi/L)	BGWC-43D	1.836	1.175	5	No	9	1.506	0.342	0	None	No	0.01	Param.
Combined Radium 226 + 228 (pCi/L)	BGWC-44D	1.232	0.4961	5	No	9	0.8642	0.3813	0	None	No	0.01	Param.

Appendix IV Confidence Intervals Summary Table - All Results

Plant Bowen Client: Southern Company Data: Bowen AP-1 Printed 8/7/2024, 11:56 AM

Constituent	Well	Upper Lim.	Lower Lim.	Compliance	Sig.	N	Mean	Std. Dev.	%NDs	ND Adj.	Transform	Alpha	Method
Combined Radium 226 + 228 (pCi/L)	BGWC-49D	3.294	1.754	5	No	7	2.524	0.6481	0	None	No	0.01	Param.
Combined Radium 226 + 228 (pCi/L)	BGWC-50D	1.416	0.7173	5	No	7	1.067	0.2943	0	None	No	0.01	Param.
Combined Radium 226 + 228 (pCi/L)	BGWC-51	0.7168	0.3872	5	No	9	0.552	0.1707	0	None	No	0.01	Param.
Combined Radium 226 + 228 (pCi/L)	BGWC-52	1.341	0.414	5	No	9	0.8777	0.4803	0	None	No	0.01	Param.
Combined Radium 226 + 228 (pCi/L)	BGWC-7	1.63	1.226	5	No	25	1.428	0.4053	0	None	No	0.01	Param.
Combined Radium 226 + 228 (pCi/L)	BGWC-8	0.7838	0.4269	5	No	25	0.6053	0.3579	0	None	No	0.01	Param.
Combined Radium 226 + 228 (pCi/L)	BGWC-9	0.9536	0.5034	5	No	24	0.7763	0.5046	0	None	sqrt(x)	0.01	Param.
Fluoride (mg/L)	BGWA-6	0.1	0.06	4	No	23	0.08439	0.02677	60.87	None	No	0.01	NP (NDs)
Fluoride (mg/L)	BGWC-10	0.102	0.05483	4	No	26	0.1034	0.06686	34.62	Kaplan-Meier	x^(1/3)	0.01	Param.
Fluoride (mg/L)	BGWC-12	0.12	0.08	4	No	26	0.1014	0.05849	38.46	None	No	0.01	NP (normality)
Fluoride (mg/L)	BGWC-14A	0.1	0.061	4	No	16	0.08381	0.01861	50	None	No	0.01	NP (normality)
Fluoride (mg/L)	BGWC-16	0.1386	0.06381	4	No	26	0.1286	0.1069	23.08	Kaplan-Meier	x^(1/3)	0.01	Param.
Fluoride (mg/L)	BGWC-17	0.18	0.11	4	No	26	0.1822	0.132	3.846	None	No	0.01	NP (normality)
Fluoride (mg/L)	BGWC-18	0.14	0.06	4	No	26	0.1198	0.09414	34.62	None	No	0.01	NP (normality)
Fluoride (mg/L)	BGWC-19	0.11	0.07	4	No	26	0.1122	0.1054	30.77	None	No	0.01	NP (normality)
Fluoride (mg/L)	BGWC-20	0.1	0.062	4	No	26	0.1125	0.1256	42.31	None	No	0.01	NP (normality)
Fluoride (mg/L)	BGWC-21	0.1	0.08	4	No	25	0.08632	0.02492	60	None	No	0.01	NP (NDs)
Fluoride (mg/L)	BGWC-22	0.34	0.23	4	No	29	0.359	0.27	0	None	No	0.01	NP (normality)
Fluoride (mg/L)	BGWC-23	0.1	0.068	4	No	28	0.1566	0.1997	21.43	None	No	0.01	NP (normality)
Fluoride (mg/L)	BGWC-24	1	0.095	4	No	29	0.7174	1.036	6.897	None	No	0.01	NP (normality)
Fluoride (mg/L)	BGWC-25	0.11	0.07	4	No	26	0.09112	0.02992	50	None	No	0.01	NP (normality)
Fluoride (mg/L)	BGWC-30	0.24	0.075	4	No	28	0.194	0.1937	17.86	None	No	0.01	NP (normality)
Fluoride (mg/L)	BGWC-32	0.65	0.12	4	No	16	0.2954	0.3296	0	None	No	0.01	NP (normality)
Fluoride (mg/L)	BGWC-34D	0.1	0.053	4	No	14	0.08571	0.02399	71.43	None	No	0.01	NP (NDs)
Fluoride (mg/L)	BGWC-35D	0.23	0.13	4	No	14	0.2271	0.202	0	None	No	0.01	NP (normality)
Fluoride (mg/L)	BGWC-36D	0.15	0.1	4	No	14	0.1554	0.09098	7.143	None	No	0.01	NP (normality)
Fluoride (mg/L)	BGWC-37D	0.3633	0.1535	4	No	11	0.2618	0.139	0	None	sqrt(x)	0.01	Param.
Fluoride (mg/L)	BGWC-38D	0.5774	0.2609	4	No	12	0.4192	0.2017	0	None	No	0.01	Param.
Fluoride (mg/L)	BGWC-39	0.1326	0.07303	4	No	12	0.1028	0.03799	8.333	None	No	0.01	Param.
Fluoride (mg/L)	BGWC-40	0.09449	0.06536	4	No	12	0.08608	0.0201	25	Kaplan-Meier	No	0.01	Param.
Fluoride (mg/L)	BGWC-41D	0.09879	0.07287	4	No	10	0.0892	0.01513	20	Kaplan-Meier	No	0.01	Param.
Fluoride (mg/L)	BGWC-42D	0.6442	0.4522	4	No	11	0.5482	0.1152	0	None	No	0.01	Param.
Fluoride (mg/L)	BGWC-43D	1.07	0.85	4	No	12	0.96	0.1401	0	None	No	0.01	Param.
Fluoride (mg/L)	BGWC-44D	0.16	0.1	4	No	10	0.1318	0.05786	40	None	No	0.011	NP (normality)
Fluoride (mg/L)	BGWC-49D	0.08833	0.05561	4	No	7	0.08429	0.01853	42.86	Kaplan-Meier	x^2	0.01	Param.
Fluoride (mg/L)	BGWC-50D	0.153	0.06071	4	No	7	0.1069	0.03885	14.29	None	No	0.01	Param.
Fluoride (mg/L)	BGWC-51	0.1583	0.09972	4	No	9	0.129	0.03032	0	None	No	0.01	Param.
Fluoride (mg/L)	BGWC-52	0.1279	0.08296	4	No	9	0.1054	0.02329	0	None	No	0.01	Param.
Fluoride (mg/L)	BGWC-7	0.1761	0.1267	4	No	26	0.1514	0.05066	3.846	None	No	0.01	Param.
Fluoride (mg/L)	BGWC-8	0.1	0.063	4	No	26	0.07792	0.02899	53.85	None	No	0.01	NP (NDs)
Fluoride (mg/L)	BGWC-9	0.2	0.086	4	No	25	0.1702	0.1388	0	None	No	0.01	NP (normality)
Lead (mg/L)	BGWA-6	0.001	0.00016	0.015	No	21	0.0008262	0.0003675	80.95	None	No	0.01	NP (NDs)
Lead (mg/L)	BGWC-10	0.001	0.00019	0.015	No	23	0.0009274	0.0002407	91.3	None	No	0.01	NP (NDs)
Lead (mg/L)	BGWC-12	0.001	0.0002	0.015	No	23	0.0007238	0.0004007	65.22	None	No	0.01	NP (NDs)
Lead (mg/L)	BGWC-14A	0.001	0.000073	0.015	No	16	0.0007688	0.0004137	75	None	No	0.01	NP (NDs)
Lead (mg/L)	BGWC-16	0.001	0.0002	0.015	No	23	0.0006648	0.0004031	56.52	None	No	0.01	NP (NDs)
Lead (mg/L)	BGWC-17	0.001	0.000079	0.015	No	23	0.00096	0.000192	95.65	None	No	0.01	NP (NDs)
Lead (mg/L)	BGWC-18	0.001	0.0002	0.015	No	23	0.0007292	0.0004192	69.57	None	No	0.01	NP (NDs)
Lead (mg/L)	BGWC-19	0.001	0.0006	0.015	No	23	0.0009051	0.0002655	86.96	None	No	0.01	NP (NDs)
Lead (mg/L)	BGWC-20	0.001	0.0001	0.015	No	23	0.000921	0.0002618	91.3	None	No	0.01	NP (NDs)
Lead (mg/L)	BGWC-21	0.001	0.000087	0.015	No	22	0.0007039	0.0004438	68.18	None	No	0.01	NP (NDs)
Lead (mg/L)	BGWC-22	0.001	0.00033	0.015	No	23	0.0007754	0.0003895	73.91	None	No	0.01	NP (NDs)
Lead (mg/L)	BGWC-23	0.001	0.00031	0.015	No	23	0.0009326	0.0002247	91.3	None	No	0.01	NP (NDs)
Lead (mg/L)	BGWC-24	0.001	0.00059	0.015	No	24	0.0007887	0.000387	75	None	No	0.01	NP (NDs)
Lead (mg/L)	BGWC-25	0.001	0.0004	0.015	No	23	0.0007402	0.0003836	65.22	None	No	0.01	NP (NDs)

Appendix IV Confidence Intervals Summary Table - All Results

Plant Bowen Client: Southern Company Data: Bowen AP-1 Printed 8/7/2024, 11:56 AM

Constituent	Well	Upper Lim.	Lower Lim.	Compliance	Sig.	N	Mean	Std. Dev.	%NDs	ND Adj.	Transform	Alpha	Method
Lead (mg/L)	BGWC-30	0.001	0.00017	0.015	No	23	0.000607	0.0004235	52.17	None	No	0.01	NP (NDs)
Lead (mg/L)	BGWC-31	0.0006823	0.0002414	0.015	No	13	0.0006489	0.0003763	30.77	Kaplan-Meier	No	0.01	Param.
Lead (mg/L)	BGWC-32	0.001	0.00011	0.015	No	13	0.0008602	0.0003414	84.62	Kaplan-Meier	No	0.01	NP (NDs)
Lead (mg/L)	BGWC-34D	0.001	0.000054	0.015	No	13	0.0009272	0.0002624	92.31	Kaplan-Meier	No	0.01	NP (NDs)
Lead (mg/L)	BGWC-35D	0.001	0.00011	0.015	No	13	0.0006315	0.0004201	53.85	None	No	0.01	NP (NDs)
Lead (mg/L)	BGWC-36D	0.001	0.00014	0.015	No	13	0.0006862	0.0003817	53.85	None	No	0.01	NP (NDs)
Lead (mg/L)	BGWC-37D	0.001	0.000082	0.015	No	11	0.0006086	0.0004531	54.55	None	No	0.006	NP (NDs)
Lead (mg/L)	BGWC-38D	0.001	0.00016	0.015	No	11	0.0007064	0.0004084	63.64	None	No	0.006	NP (NDs)
Lead (mg/L)	BGWC-39	0.001	0.001	0.015	No	11	0.0009182	0.0002714	90.91	None	No	0.006	NP (NDs)
Lead (mg/L)	BGWC-40	0.001	0.00014	0.015	No	11	0.0006245	0.0004321	54.55	None	No	0.006	NP (NDs)
Lead (mg/L)	BGWC-41D	0.001	0.000036	0.015	No	9	0.0008929	0.0003213	88.89	None	No	0.002	NP (NDs)
Lead (mg/L)	BGWC-42D	0.001	0.000041	0.015	No	9	0.0007872	0.0004222	77.78	None	No	0.002	NP (NDs)
Lead (mg/L)	BGWC-43D	0.001	0.00012	0.015	No	9	0.0009022	0.0002933	88.89	None	No	0.002	NP (NDs)
Lead (mg/L)	BGWC-44D	0.001	0.00017	0.015	No	9	0.0009078	0.0002767	88.89	None	No	0.002	NP (NDs)
Lead (mg/L)	BGWC-49D	0.001	0.000044	0.015	No	7	0.0008634	0.0003613	85.71	None	No	0.008	NP (NDs)
Lead (mg/L)	BGWC-50D	0.001	0.00014	0.015	No	7	0.0008771	0.000325	85.71	None	No	0.008	NP (NDs)
Lead (mg/L)	BGWC-51	0.001	0.00015	0.015	No	9	0.0007256	0.0004121	66.67	None	No	0.002	NP (NDs)
Lead (mg/L)	BGWC-52	0.001	0.000054	0.015	No	9	0.000696	0.0004562	66.67	None	No	0.002	NP (NDs)
Lead (mg/L)	BGWC-8	0.001	0.0003	0.015	No	23	0.0008561	0.0003223	82.61	None	No	0.01	NP (NDs)
Lead (mg/L)	BGWC-9	0.001	0.000092	0.015	No	22	0.0006485	0.000441	59.09	None	No	0.01	NP (NDs)
Lithium (mg/L)	BGWA-6	0.03	0.00082	0.04	No	22	0.02867	0.006221	95.45	None	No	0.01	NP (NDs)
Lithium (mg/L)	BGWC-10	0.03	0.00093	0.04	No	25	0.01177	0.014	36	None	No	0.01	NP (normality)
Lithium (mg/L)	BGWC-12	0.03	0.0011	0.04	No	25	0.01499	0.01472	48	None	No	0.01	NP (normality)
Lithium (mg/L)	BGWC-14A	0.03	0.00087	0.04	No	16	0.01374	0.01481	43.75	None	No	0.01	NP (normality)
Lithium (mg/L)	BGWC-16	0.03	0.00049	0.04	No	25	0.02882	0.005902	96	None	No	0.01	NP (NDs)
Lithium (mg/L)	BGWC-17	0.03	0.00069	0.04	No	25	0.02883	0.005862	96	None	No	0.01	NP (NDs)
Lithium (mg/L)	BGWC-20	0.07659	0.02391	0.04	No	8	0.05025	0.02485	0	None	No	0.01	Param.
Lithium (mg/L)	BGWC-22	0.02794	0.01857	0.04	No	25	0.02326	0.009407	0	None	No	0.01	Param.
Lithium (mg/L)	BGWC-23	0.02525	0.01491	0.04	No	25	0.02008	0.01038	0	None	No	0.01	Param.
Lithium (mg/L)	BGWC-24	0.0078	0.0057	0.04	No	26	0.0076	0.002929	11.54	None	No	0.01	NP (normality)
Lithium (mg/L)	BGWC-30	0.0169	0.0014	0.04	No	25	0.008526	0.007747	8	None	No	0.01	NP (normality)
Lithium (mg/L)	BGWC-34D	0.03	0.00098	0.04	No	14	0.02583	0.01059	85.71	None	No	0.01	NP (NDs)
Lithium (mg/L)	BGWC-35D	0.01889	0.01126	0.04	No	14	0.01507	0.005386	0	None	No	0.01	Param.
Lithium (mg/L)	BGWC-36D	0.0028	0.0011	0.04	No	14	0.002843	0.00361	7.143	None	No	0.01	NP (normality)
Lithium (mg/L)	BGWC-37D	0.01898	0.002391	0.04	No	10	0.01138	0.01348	0	None	x^(1/3)	0.01	Param.
Lithium (mg/L)	BGWC-38D	0.01527	0.005037	0.04	No	11	0.01015	0.006141	9.091	None	No	0.01	Param.
Lithium (mg/L)	BGWC-39	0.00508	0.003193	0.04	No	11	0.004136	0.001132	0	None	No	0.01	Param.
Lithium (mg/L)	BGWC-40	0.03	0.00084	0.04	No	10	0.01835	0.01504	60	None	No	0.011	NP (NDs)
Lithium (mg/L)	BGWC-41D	0.015	0.00092	0.04	No	9	0.003291	0.00441	11.11	None	No	0.002	NP (normality)
Lithium (mg/L)	BGWC-42D	0.03	0.0012	0.04	No	8	0.008775	0.0131	25	None	No	0.004	NP (normality)
Lithium (mg/L)	BGWC-43D	0.028	0.01889	0.04	No	9	0.02344	0.00472	0	None	No	0.01	Param.
Lithium (mg/L)	BGWC-44D	0.005236	0.002364	0.04	No	9	0.0038	0.001487	0	None	No	0.01	Param.
Lithium (mg/L)	BGWC-49D	0.009154	0.004589	0.04	No	7	0.006871	0.001922	0	None	No	0.01	Param.
Lithium (mg/L)	BGWC-50D	0.03	0.0015	0.04	No	7	0.0179	0.01509	57.14	None	No	0.008	NP (NDs)
Lithium (mg/L)	BGWC-51	0.03	0.0011	0.04	No	9	0.01753	0.0148	55.56	None	No	0.002	NP (NDs)
Lithium (mg/L)	BGWC-52	0.03	0.00088	0.04	No	9	0.008731	0.01211	22.22	None	No	0.002	NP (normality)
Lithium (mg/L)	BGWC-7	0.009181	0.007449	0.04	No	25	0.00838	0.001853	4	None	sqrt(x)	0.01	Param.
Lithium (mg/L)	BGWC-8	0.03	0.001	0.04	No	25	0.02884	0.0058	96	None	No	0.01	NP (NDs)
Lithium (mg/L)	BGWC-9	0.002	0.0013	0.04	No	24	0.009783	0.01325	29.17	None	No	0.01	NP (normality)
Mercury (mg/L)	BGWA-6	0.0002	0.000084	0.002	No	21	0.0001945	0.00002531	95.24	None	No	0.01	NP (NDs)
Mercury (mg/L)	BGWC-10	0.0002	0.00018	0.002	No	23	0.0001882	0.0000371	86.96	None	No	0.01	NP (NDs)
Mercury (mg/L)	BGWC-12	0.0002	0.00013	0.002	No	23	0.0001864	0.00003744	86.96	None	No	0.01	NP (NDs)
Mercury (mg/L)	BGWC-14A	0.0002	0.00016	0.002	No	16	0.0001944	0.00001548	87.5	None	No	0.01	NP (NDs)
Mercury (mg/L)	BGWC-16	0.0002	0.00015	0.002	No	23	0.0001934	0.00002326	86.96	None	No	0.01	NP (NDs)
Mercury (mg/L)	BGWC-17	0.0002308	0.0001498	0.002	No	23	0.0002183	0.00007017	17.39	Kaplan-Meier	No	0.01	Param.

Appendix IV Confidence Intervals Summary Table - All Results

Plant Bowen Client: Southern Company Data: Bowen AP-1 Printed 8/7/2024, 11:56 AM

Constituent	Well	Upper Lim.	Lower Lim.	Compliance	Sig.	N	Mean	Std. Dev.	%NDs	ND Adj.	Transform	Alpha	Method
Mercury (mg/L)	BGWC-18	0.0002	0.000079	0.002	No	23	0.0001947	0.00002523	95.65	Kaplan-Meier	No	0.01	NP (NDs)
Mercury (mg/L)	BGWC-19	0.0002	0.00018	0.002	No	23	0.0001874	0.00003911	86.96	Kaplan-Meier	No	0.01	NP (NDs)
Mercury (mg/L)	BGWC-20	0.0002	0.000066	0.002	No	23	0.0001942	0.00002794	95.65	Kaplan-Meier	No	0.01	NP (NDs)
Mercury (mg/L)	BGWC-21	0.00021	0.0002	0.002	No	22	0.0002005	0.00000213	95.45	None	No	0.01	NP (NDs)
Mercury (mg/L)	BGWC-22	0.0002	0.000092	0.002	No	23	0.0001884	0.00003905	91.3	None	No	0.01	NP (NDs)
Mercury (mg/L)	BGWC-23	0.0002	0.00013	0.002	No	23	0.0001837	0.00004552	86.96	None	No	0.01	NP (NDs)
Mercury (mg/L)	BGWC-24	0.0009575	0.0001656	0.002	No	24	0.001043	0.001413	16.67	Kaplan-Meier	x^(1/3)	0.01	Param.
Mercury (mg/L)	BGWC-25	0.0002	0.00015	0.002	No	23	0.0001912	0.00003311	91.3	Kaplan-Meier	No	0.01	NP (NDs)
Mercury (mg/L)	BGWC-30	0.0002	0.000091	0.002	No	23	0.000157	0.00006177	65.22	Kaplan-Meier	No	0.01	NP (NDs)
Mercury (mg/L)	BGWC-31	0.0002	0.00015	0.002	No	13	0.0001915	0.00002075	84.62	Kaplan-Meier	No	0.01	NP (NDs)
Mercury (mg/L)	BGWC-34D	0.0002	0.00016	0.002	No	13	0.0001923	0.00001922	84.62	Kaplan-Meier	No	0.01	NP (NDs)
Mercury (mg/L)	BGWC-35D	0.0002	0.00016	0.002	No	13	0.0001923	0.00001922	84.62	Kaplan-Meier	No	0.01	NP (NDs)
Mercury (mg/L)	BGWC-36D	0.0002	0.00018	0.002	No	13	0.0001954	0.00001198	84.62	None	No	0.01	NP (NDs)
Mercury (mg/L)	BGWC-38D	0.00028	0.00012	0.002	No	11	0.0002245	0.0001237	63.64	None	No	0.006	NP (NDs)
Mercury (mg/L)	BGWC-41D	0.0002	0.00018	0.002	No	9	0.0001978	0.00000666	88.89	None	No	0.002	NP (NDs)
Mercury (mg/L)	BGWC-43D	0.0002	0.00015	0.002	No	9	0.0001944	0.00001667	88.89	None	No	0.002	NP (NDs)
Mercury (mg/L)	BGWC-44D	0.0002	0.00017	0.002	No	9	0.0001967	0.00001	88.89	None	No	0.002	NP (NDs)
Mercury (mg/L)	BGWC-51	0.0046	0.00016	0.002	No	9	0.001369	0.001634	22.22	None	No	0.002	NP (normality)
Mercury (mg/L)	BGWC-52	0.0002	0.00018	0.002	No	9	0.0001967	0.00000707	77.78	None	No	0.002	NP (NDs)
Mercury (mg/L)	BGWC-7	0.0002	0.000053	0.002	No	23	0.0001936	0.00003065	95.65	None	No	0.01	NP (NDs)
Mercury (mg/L)	BGWC-8	0.0002	0.00016	0.002	No	23	0.0001938	0.00002268	91.3	None	No	0.01	NP (NDs)
Mercury (mg/L)	BGWC-9	0.0002	0.00016	0.002	No	22	0.0001895	0.00002968	86.36	None	No	0.01	NP (NDs)
Molybdenum (mg/L)	BGWA-6	0.01	0.001	0.1	No	22	0.008722	0.003293	86.36	None	No	0.01	NP (NDs)
Molybdenum (mg/L)	BGWC-10	0.0036	0.003	0.1	No	25	0.003424	0.0008719	0	None	No	0.01	NP (normality)
Molybdenum (mg/L)	BGWC-14A	0.0045	0.0012	0.1	No	16	0.003271	0.00343	18.75	None	No	0.01	NP (normality)
Molybdenum (mg/L)	BGWC-19	0.01	0.00023	0.1	No	25	0.009609	0.001954	96	None	No	0.01	NP (NDs)
Molybdenum (mg/L)	BGWC-20	0.025	0.0127	0.1	No	25	0.02048	0.01219	0	None	No	0.01	NP (normality)
Molybdenum (mg/L)	BGWC-21	0.002674	0.001693	0.1	No	24	0.004129	0.003218	20.83	Kaplan-Meier	ln(x)	0.01	Param.
Molybdenum (mg/L)	BGWC-22	0.066	0.04	0.1	No	28	0.05042	0.01394	0	None	No	0.01	NP (normality)
Molybdenum (mg/L)	BGWC-23	0.01248	0.01067	0.1	No	27	0.0112	0.002415	0	None	x^3	0.01	Param.
Molybdenum (mg/L)	BGWC-24	0.01	0.0026	0.1	No	28	0.006523	0.00396	53.57	None	No	0.01	NP (NDs)
Molybdenum (mg/L)	BGWC-25	0.01	0.0039	0.1	No	25	0.007738	0.003478	68	None	No	0.01	NP (NDs)
Molybdenum (mg/L)	BGWC-30	0.01151	0.00534	0.1	No	27	0.009374	0.006858	0	None	sqrt(x)	0.01	Param.
Molybdenum (mg/L)	BGWC-31	0.01	0.00033	0.1	No	14	0.009309	0.002584	92.86	None	No	0.01	NP (NDs)
Molybdenum (mg/L)	BGWC-32	0.004	0.003307	0.1	No	15	0.003653	0.0005111	0	None	No	0.01	Param.
Molybdenum (mg/L)	BGWC-34D	0.0021	0.00094	0.1	No	14	0.001371	0.001088	7.143	None	No	0.01	NP (normality)
Molybdenum (mg/L)	BGWC-35D	0.03627	0.02907	0.1	No	15	0.03267	0.005314	0	None	No	0.01	Param.
Molybdenum (mg/L)	BGWC-36D	0.01292	0.008215	0.1	No	15	0.01057	0.003471	0	None	No	0.01	Param.
Molybdenum (mg/L)	BGWC-37D	0.01997	0.01033	0.1	No	12	0.01575	0.008366	0	None	ln(x)	0.01	Param.
Molybdenum (mg/L)	BGWC-38D	0.1162	0.06791	0.1	No	13	0.09208	0.03251	0	None	No	0.01	Param.
Molybdenum (mg/L)	BGWC-39	0.007352	0.003375	0.1	No	11	0.005364	0.002386	0	None	No	0.01	Param.
Molybdenum (mg/L)	BGWC-40	0.01	0.0012	0.1	No	11	0.007572	0.004162	72.73	None	No	0.006	NP (NDs)
Molybdenum (mg/L)	BGWC-41D	0.01232	0.007277	0.1	No	10	0.0098	0.002828	10	None	No	0.01	Param.
Molybdenum (mg/L)	BGWC-42D	0.01677	0.006344	0.1	No	11	0.01155	0.006253	0	None	No	0.01	Param.
Molybdenum (mg/L)	**BGWC-43D**	**0.1994**	**0.1356**	**0.1**	**Yes**	**12**	**0.1675**	**0.0407**	**0**	**None**	**No**	**0.01**	**Param.**
Molybdenum (mg/L)	BGWC-44D	0.008492	0.001748	0.1	No	10	0.00512	0.00378	10	None	No	0.01	Param.
Molybdenum (mg/L)	BGWC-49D	0.007021	0.004808	0.1	No	7	0.005914	0.0009317	0	None	No	0.01	Param.
Molybdenum (mg/L)	BGWC-50D	0.00565	0.002179	0.1	No	7	0.003914	0.001461	0	None	No	0.01	Param.
Molybdenum (mg/L)	BGWC-51	0.01	0.0027	0.1	No	9	0.009189	0.002433	88.89	None	No	0.002	NP (NDs)
Molybdenum (mg/L)	BGWC-52	0.0087	0.0035	0.1	No	9	0.004556	0.001634	0	None	No	0.002	NP (normality)
Molybdenum (mg/L)	BGWC-7	0.011	0.0098	0.1	No	25	0.01036	0.0024	0	None	No	0.01	NP (normality)
Molybdenum (mg/L)	BGWC-8	0.01	0.0011	0.1	No	25	0.00462	0.003951	32	None	No	0.01	NP (normality)
Molybdenum (mg/L)	BGWC-9	0.003287	0.002621	0.1	No	24	0.002954	0.0006527	0	None	No	0.01	Param.
Selenium (mg/L)	BGWA-6	0.005	0.0032	0.05	No	21	0.004691	0.001078	90.48	None	No	0.01	NP (NDs)
Selenium (mg/L)	BGWC-12	0.005	0.0004	0.05	No	23	0.0048	0.0009592	95.65	None	No	0.01	NP (NDs)

Appendix IV Confidence Intervals Summary Table - All Results

Plant Bowen Client: Southern Company Data: Bowen AP-1 Printed 8/7/2024, 11:56 AM

Constituent	Well	Upper Lim.	Lower Lim.	Compliance	Sig.	N	Mean	Std. Dev.	%NDs	ND Adj.	Transform	Alpha	Method
Selenium (mg/L)	BGWC-14A	0.005	0.0014	0.05	No	16	0.004775	0.0009	93.75	None	No	0.01	NP (NDs)
Selenium (mg/L)	BGWC-16	0.005	0.0018	0.05	No	23	0.003557	0.001635	52.17	None	No	0.01	NP (NDs)
Selenium (mg/L)	BGWC-17	0.005	0.0022	0.05	No	23	0.004333	0.001513	82.61	None	No	0.01	NP (NDs)
Selenium (mg/L)	BGWC-18	0.005	0.0024	0.05	No	23	0.004591	0.001103	86.96	None	No	0.01	NP (NDs)
Selenium (mg/L)	BGWC-19	0.005	0.0013	0.05	No	23	0.004287	0.001597	82.61	None	No	0.01	NP (NDs)
Selenium (mg/L)	BGWC-20	0.005	0.0037	0.05	No	23	0.004943	0.0002711	95.65	None	No	0.01	NP (NDs)
Selenium (mg/L)	BGWC-21	0.005	0.001	0.05	No	22	0.004596	0.001313	90.91	None	No	0.01	NP (NDs)
Selenium (mg/L)	BGWC-22	0.005	0.0026	0.05	No	23	0.004604	0.002114	73.91	None	No	0.01	NP (NDs)
Selenium (mg/L)	BGWC-23	0.0176	0.002	0.05	No	23	0.005283	0.002825	86.96	None	No	0.01	NP (NDs)
Selenium (mg/L)	BGWC-24	0.009145	0.004009	0.05	No	24	0.008529	0.008373	12.5	None	ln(x)	0.01	Param.
Selenium (mg/L)	BGWC-30	0.009572	0.006123	0.05	No	23	0.007848	0.003297	8.696	None	No	0.01	Param.
Selenium (mg/L)	BGWC-31	0.005	0.00008	0.05	No	13	0.004622	0.001365	92.31	None	No	0.01	NP (NDs)
Selenium (mg/L)	BGWC-32	0.005	0.00015	0.05	No	13	0.004627	0.001345	92.31	None	No	0.01	NP (NDs)
Selenium (mg/L)	BGWC-34D	0.005	0.0001	0.05	No	13	0.004623	0.001359	92.31	None	No	0.01	NP (NDs)
Selenium (mg/L)	BGWC-36D	0.01233	0.006942	0.05	No	13	0.009638	0.003626	0	None	No	0.01	Param.
Selenium (mg/L)	BGWC-38D	0.005	0.003	0.05	No	11	0.004436	0.001064	63.64	None	No	0.006	NP (NDs)
Selenium (mg/L)	BGWC-39	0.005	0.002	0.05	No	11	0.004455	0.001214	81.82	None	No	0.006	NP (NDs)
Selenium (mg/L)	BGWC-40	0.009509	0.005821	0.05	No	11	0.007445	0.002719	0	None	x^2	0.01	Param.
Selenium (mg/L)	BGWC-41D	0.005	0.0016	0.05	No	9	0.003867	0.0017	66.67	None	No	0.002	NP (NDs)
Selenium (mg/L)	BGWC-42D	0.005	0.0022	0.05	No	9	0.004433	0.001131	77.78	None	No	0.002	NP (NDs)
Selenium (mg/L)	BGWC-43D	0.0055	0.0028	0.05	No	9	0.004811	0.0007721	77.78	None	No	0.002	NP (NDs)
Selenium (mg/L)	BGWC-51	0.01269	0.004487	0.05	No	9	0.008589	0.004249	0	None	No	0.01	Param.
Selenium (mg/L)	BGWC-52	0.005	0.0014	0.05	No	9	0.003744	0.00165	55.56	None	No	0.002	NP (NDs)
Selenium (mg/L)	BGWC-8	0.005	0.00015	0.05	No	23	0.004574	0.001412	91.3	None	No	0.01	NP (NDs)
Selenium (mg/L)	BGWC-9	0.005	0.0014	0.05	No	22	0.003105	0.001966	50	None	No	0.01	NP (normality)
Thallium (mg/L)	BGWA-6	0.001	0.000062	0.002	No	22	0.0005875	0.0004639	54.55	None	No	0.01	NP (NDs)
Thallium (mg/L)	BGWC-12	0.001	0.00009	0.002	No	25	0.0008153	0.0003771	80	None	No	0.01	NP (NDs)
Thallium (mg/L)	BGWC-14A	0.0005107	0.0002818	0.002	No	16	0.0003963	0.0001758	0	None	No	0.01	Param.
Thallium (mg/L)	BGWC-16	0.00024	0.0002	0.002	No	25	0.0002364	0.00006344	4	None	No	0.01	NP (normality)
Thallium (mg/L)	BGWC-17	0.001	0.000085	0.002	No	25	0.0006424	0.0004487	60	None	No	0.01	NP (NDs)
Thallium (mg/L)	BGWC-18	0.001	0.00019	0.002	No	25	0.0008556	0.0003385	84	None	No	0.01	NP (NDs)
Thallium (mg/L)	BGWC-19	0.001	0.00021	0.002	No	25	0.000747	0.0004148	72	None	No	0.01	NP (NDs)
Thallium (mg/L)	BGWC-20	0.001	0.00025	0.002	No	25	0.000938	0.0002147	92	None	No	0.01	NP (NDs)
Thallium (mg/L)	BGWC-22	0.0008538	0.0006446	0.002	No	25	0.0007492	0.0002098	0	None	No	0.01	Param.
Thallium (mg/L)	BGWC-23	0.001	0.00039	0.002	No	25	0.0007728	0.0003539	68	None	No	0.01	NP (NDs)
Thallium (mg/L)	BGWC-24	0.0005319	0.0003771	0.002	No	26	0.0005565	0.0002364	15.38	Kaplan-Meier	No	0.01	Param.
Thallium (mg/L)	BGWC-30	0.001	0.00034	0.002	No	25	0.0006518	0.000328	32	None	No	0.01	NP (normality)
Thallium (mg/L)	BGWC-32	0.001	0.00013	0.002	No	14	0.000531	0.0004301	42.86	None	No	0.01	NP (normality)
Thallium (mg/L)	BGWC-34D	0.001	0.000089	0.002	No	14	0.0009349	0.0002435	92.86	None	No	0.01	NP (NDs)
Thallium (mg/L)	BGWC-35D	0.001	0.00022	0.002	No	14	0.0007649	0.0003879	71.43	None	No	0.01	NP (NDs)
Thallium (mg/L)	BGWC-36D	0.001	0.00018	0.002	No	14	0.0003793	0.0003418	21.43	None	No	0.01	NP (normality)
Thallium (mg/L)	BGWC-37D	0.001	0.001	0.002	No	11	0.0009527	0.0001568	90.91	None	No	0.006	NP (NDs)
Thallium (mg/L)	BGWC-38D	0.001	0.00018	0.002	No	11	0.0009415	0.0006894	63.64	None	No	0.006	NP (NDs)
Thallium (mg/L)	BGWC-39	0.001	0.00017	0.002	No	11	0.0005636	0.0004195	45.45	None	No	0.006	NP (normality)
Thallium (mg/L)	BGWC-40	0.001	0.001	0.002	No	11	0.0009218	0.0002593	90.91	None	No	0.006	NP (NDs)
Thallium (mg/L)	BGWC-43D	0.003849	0.001306	0.002	No	9	0.002578	0.001317	0	None	No	0.01	Param.
Thallium (mg/L)	BGWC-51	0.001	0.0002	0.002	No	9	0.0008444	0.0003127	77.78	None	No	0.002	NP (NDs)
Thallium (mg/L)	BGWC-52	0.001	0.0002	0.002	No	9	0.00061	0.0003777	44.44	None	No	0.002	NP (normality)
Thallium (mg/L)	BGWC-7	0.001	0.00023	0.002	No	25	0.0006905	0.0004055	60	None	No	0.01	NP (NDs)
Thallium (mg/L)	BGWC-9	0.001	0.00022	0.002	No	24	0.0008269	0.0003457	79.17	None	No	0.01	NP (NDs)

Sanitas™ v.10.0.20 Software licensed to Groundwater Stats Consulting. UG

Non-Parametric Confidence Interval

Compliance Limit is not exceeded. Per-well alpha = 0.01.

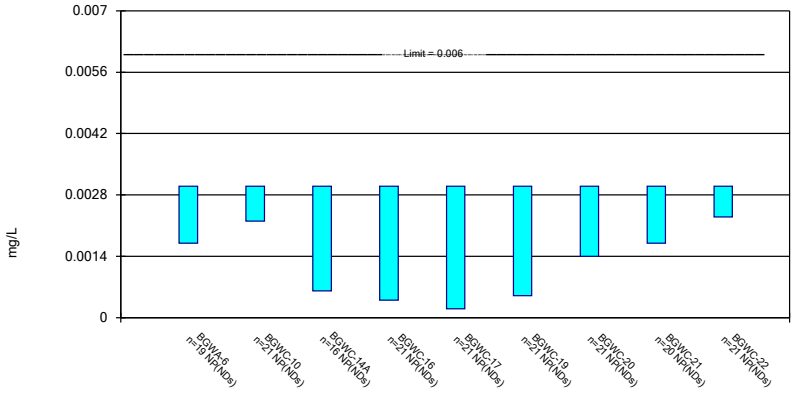

Constituent: Antimony Analysis Run 8/7/2024 11:52 AM View: Appendix IV
Plant Bowen Client: Southern Company Data: Bowen AP-1

Sanitas™ v.10.0.20 Software licensed to Groundwater Stats Consulting. UG

Non-Parametric Confidence Interval

Compliance Limit is not exceeded. Per-well alpha = 0.01 except as noted.

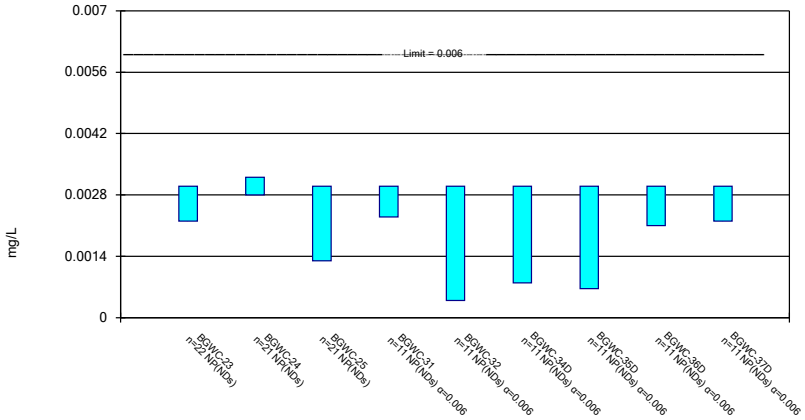

Constituent: Antimony Analysis Run 8/7/2024 11:52 AM View: Appendix IV
Plant Bowen Client: Southern Company Data: Bowen AP-1

Sanitas™ v.10.0.20 Software licensed to Groundwater Stats Consulting. UG

Parametric and Non-Parametric (NP) Confidence Interval

Compliance Limit is not exceeded. Per-well alpha = 0.01 except as noted. Normality Test: Shapiro Wilk, alpha based on n.

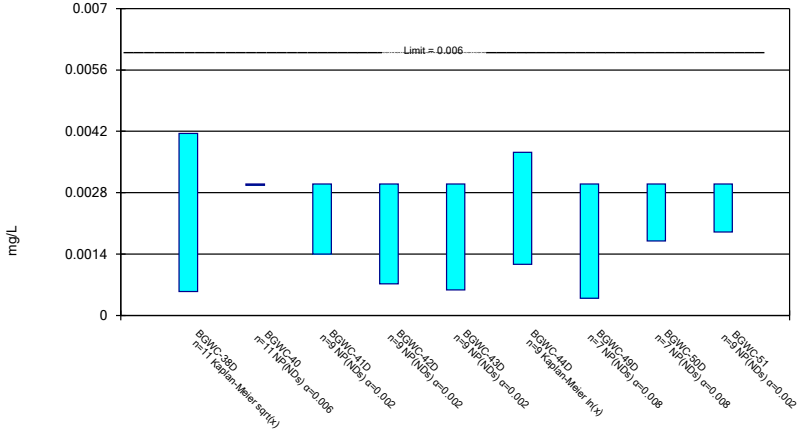

Constituent: Antimony Analysis Run 8/7/2024 11:52 AM View: Appendix IV
Plant Bowen Client: Southern Company Data: Bowen AP-1

Sanitas™ v.10.0.20 Software licensed to Groundwater Stats Consulting. UG

Non-Parametric Confidence Interval

Compliance Limit is not exceeded. Per-well alpha = 0.01 except as noted.

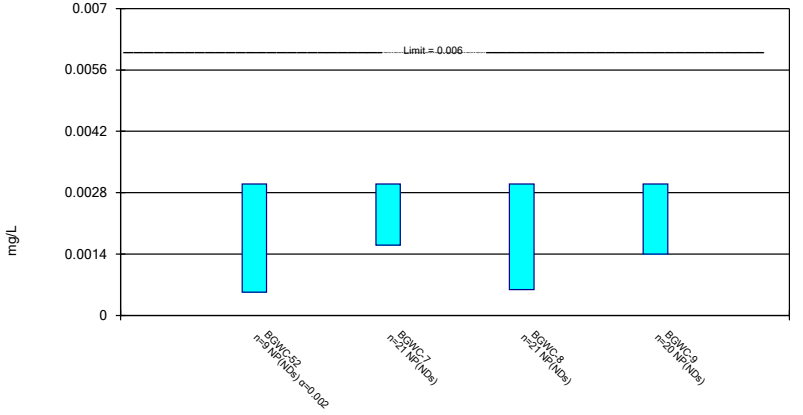

Constituent: Antimony Analysis Run 8/7/2024 11:52 AM View: Appendix IV
Plant Bowen Client: Southern Company Data: Bowen AP-1

Sanitas™ v.10.0.20 Software licensed to Groundwater Stats Consulting. UG

Parametric and Non-Parametric (NP) Confidence Interval

Compliance Limit is not exceeded. Per-well alpha = 0.01. Normality Test: Shapiro Wilk, alpha based on n.

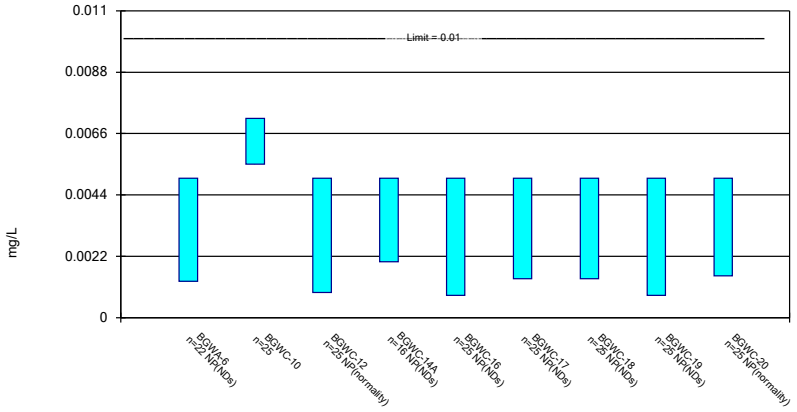

Constituent: Arsenic Analysis Run 8/7/2024 11:52 AM View: Appendix IV
Plant Bowen Client: Southern Company Data: Bowen AP-1

Sanitas™ v.10.0.20 Software licensed to Groundwater Stats Consulting. UG

Parametric and Non-Parametric (NP) Confidence Interval

Compliance limit is exceeded.* Per-well alpha = 0.01. Normality Test: Shapiro Wilk, alpha based on n.

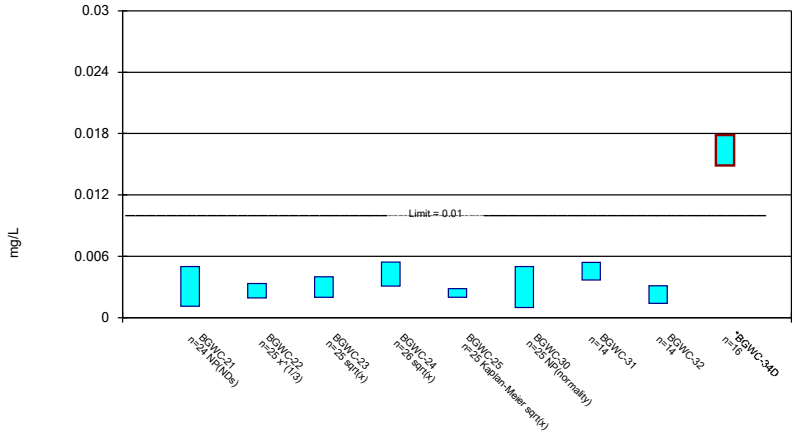

Constituent: Arsenic Analysis Run 8/7/2024 11:52 AM View: Appendix IV
Plant Bowen Client: Southern Company Data: Bowen AP-1

Sanitas™ v.10.0.20 Software licensed to Groundwater Stats Consulting. UG

Parametric Confidence Interval

Compliance Limit is not exceeded. Per-well alpha = 0.01. Normality Test: Shapiro Wilk, alpha based on n.

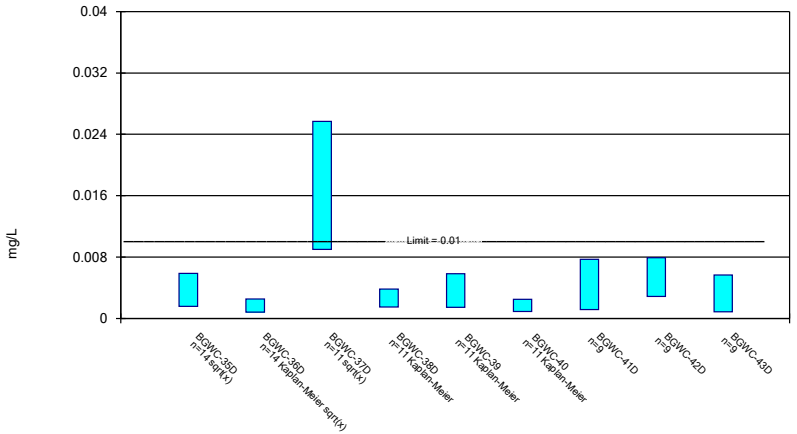

Constituent: Arsenic Analysis Run 8/7/2024 11:52 AM View: Appendix IV
Plant Bowen Client: Southern Company Data: Bowen AP-1

Sanitas™ v.10.0.20 Software licensed to Groundwater Stats Consulting. UG

Parametric and Non-Parametric (NP) Confidence Interval

Compliance Limit is not exceeded. Per-well alpha = 0.01 except as noted. Normality Test: Shapiro Wilk, alpha based on n.

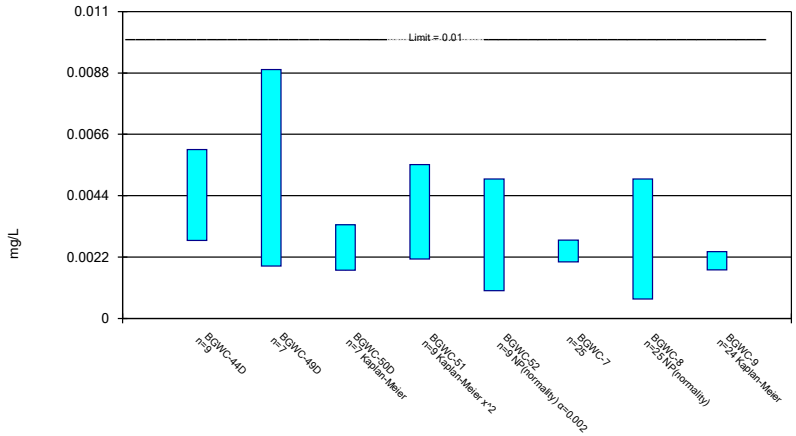

Constituent: Arsenic Analysis Run 8/7/2024 11:52 AM View: Appendix IV
Plant Bowen Client: Southern Company Data: Bowen AP-1

Sanitas™ v.10.0.20 Software licensed to Groundwater Stats Consulting. UG

Parametric and Non-Parametric (NP) Confidence Interval

Compliance Limit is not exceeded. Per-well alpha = 0.01. Normality Test: Shapiro Wilk, alpha based on n.

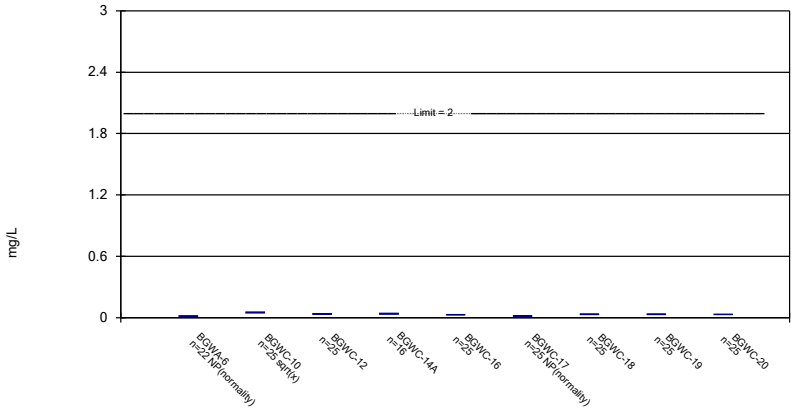

Constituent: Barium Analysis Run 8/7/2024 11:52 AM View: Appendix IV

Plant Bowen Client: Southern Company Data: Bowen AP-1

Sanitas™ v.10.0.20 Software licensed to Groundwater Stats Consulting. UG

Parametric and Non-Parametric (NP) Confidence Interval

Compliance Limit is not exceeded. Per-well alpha = 0.01. Normality Test: Shapiro Wilk, alpha based on n.

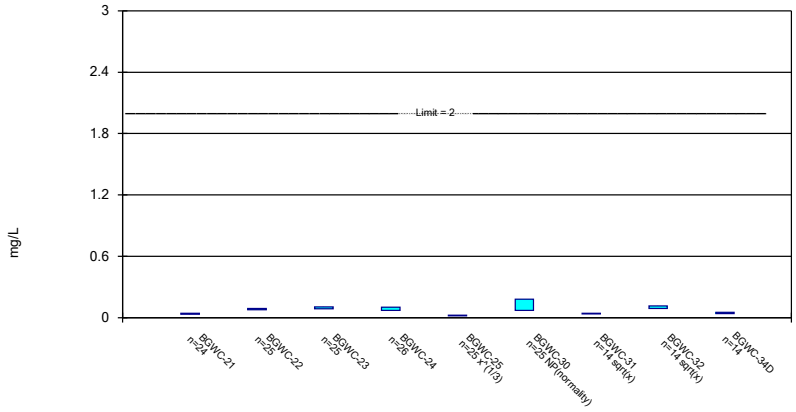

Constituent: Barium Analysis Run 8/7/2024 11:52 AM View: Appendix IV

Plant Bowen Client: Southern Company Data: Bowen AP-1

Sanitas™ v.10.0.20 Software licensed to Groundwater Stats Consulting. UG

Parametric and Non-Parametric (NP) Confidence Interval

Compliance Limit is not exceeded. Per-well alpha = 0.01. Normality Test: Shapiro Wilk, alpha based on n.

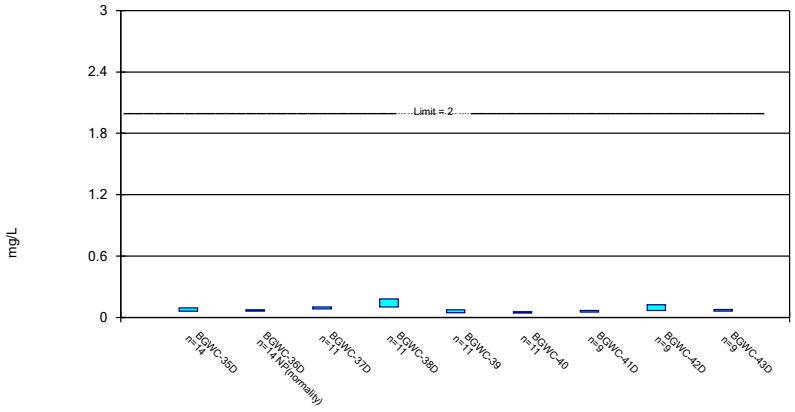

Constituent: Barium Analysis Run 8/7/2024 11:52 AM View: Appendix IV

Plant Bowen Client: Southern Company Data: Bowen AP-1

Sanitas™ v.10.0.20 Software licensed to Groundwater Stats Consulting. UG

Parametric and Non-Parametric (NP) Confidence Interval

Compliance Limit is not exceeded. Per-well alpha = 0.01 except as noted. Normality Test: Shapiro Wilk, alpha based on n.

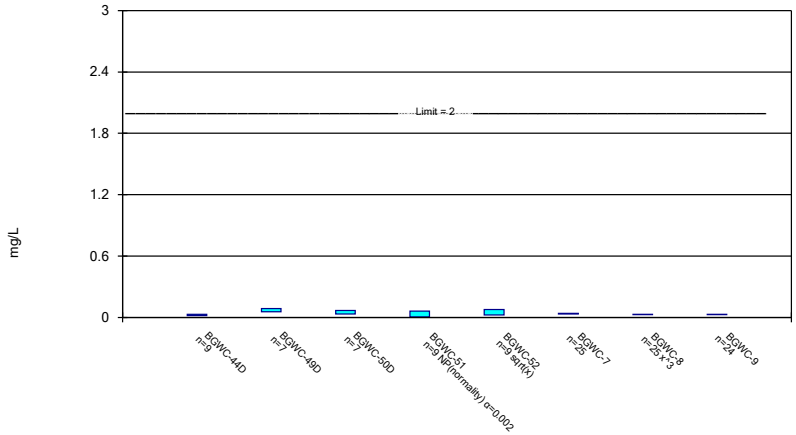

Constituent: Barium Analysis Run 8/7/2024 11:52 AM View: Appendix IV

Plant Bowen Client: Southern Company Data: Bowen AP-1

Sanitas™ v.10.0.20 Software licensed to Groundwater Stats Consulting. UG

Non-Parametric Confidence Interval

Compliance Limit is not exceeded. Per-well alpha = 0.01.

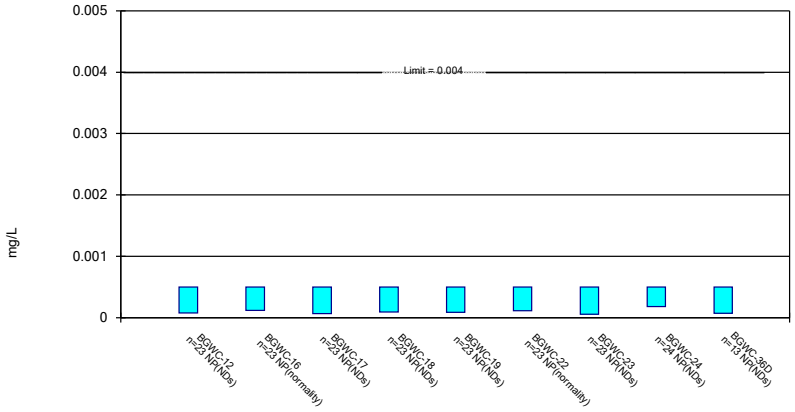

Constituent: Beryllium Analysis Run 8/7/2024 11:52 AM View: Appendix IV
Plant Bowen Client: Southern Company Data: Bowen AP-1

Sanitas™ v.10.0.20 Software licensed to Groundwater Stats Consulting. UG

Non-Parametric Confidence Interval

Compliance Limit is not exceeded.

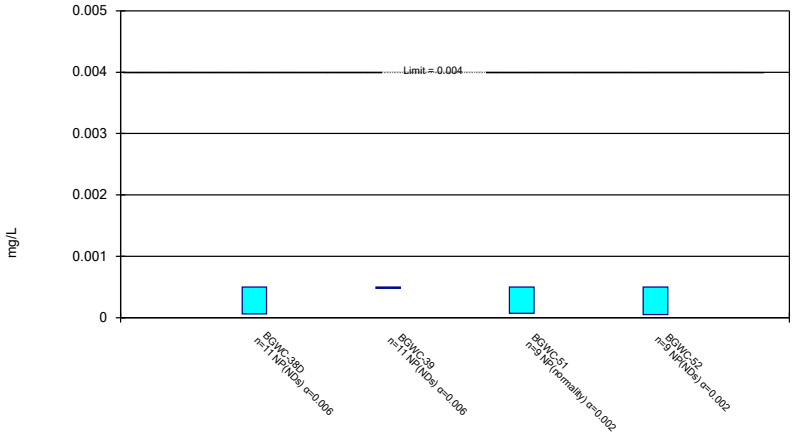

Constituent: Beryllium Analysis Run 8/7/2024 11:52 AM View: Appendix IV
Plant Bowen Client: Southern Company Data: Bowen AP-1

Sanitas™ v.10.0.20 Software licensed to Groundwater Stats Consulting. UG

Parametric and Non-Parametric (NP) Confidence Interval

Compliance Limit is not exceeded. Per-well alpha = 0.01. Normality Test: Shapiro Wilk, alpha based on n.

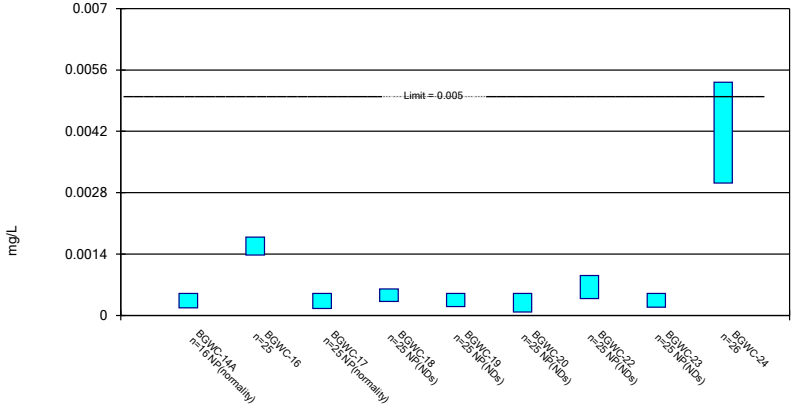

Constituent: Cadmium Analysis Run 8/7/2024 11:52 AM View: Appendix IV
Plant Bowen Client: Southern Company Data: Bowen AP-1

Sanitas™ v.10.0.20 Software licensed to Groundwater Stats Consulting. UG

Parametric and Non-Parametric (NP) Confidence Interval

Compliance Limit is not exceeded. Per-well alpha = 0.01 except as noted. Normality Test: Shapiro Wilk, alpha based on n.

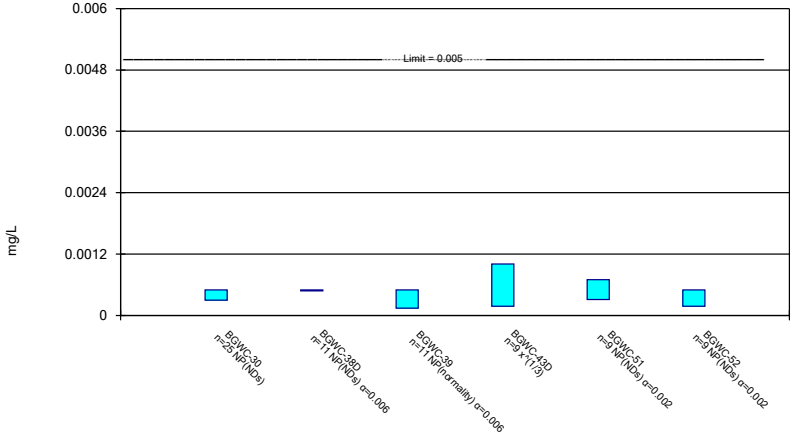

Constituent: Cadmium Analysis Run 8/7/2024 11:52 AM View: Appendix IV
Plant Bowen Client: Southern Company Data: Bowen AP-1

Sanitas™ v.10.0.20 Software licensed to Groundwater Stats Consulting. UG

Non-Parametric Confidence Interval

Compliance Limit is not exceeded. Per-well alpha = 0.01.

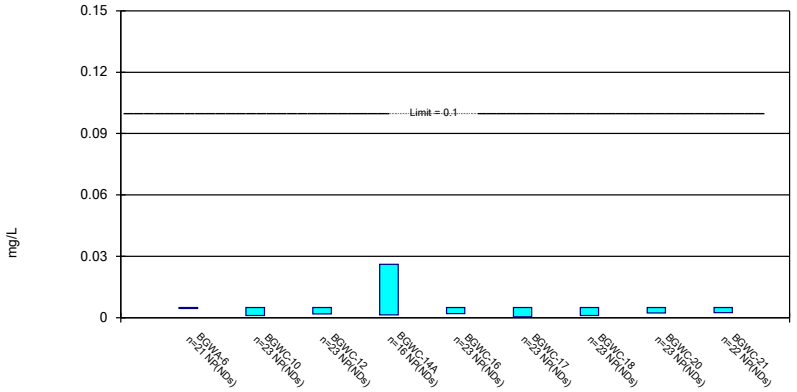

Constituent: Chromium Analysis Run 8/7/2024 11:52 AM View: Appendix IV
Plant Bowen Client: Southern Company Data: Bowen AP-1

Sanitas™ v.10.0.20 Software licensed to Groundwater Stats Consulting. UG

Non-Parametric Confidence Interval

Compliance Limit is not exceeded. Per-well alpha = 0.01 except as noted.

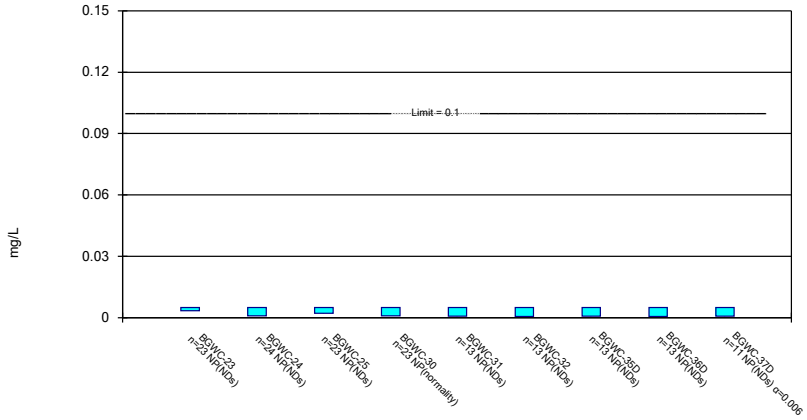

Constituent: Chromium Analysis Run 8/7/2024 11:52 AM View: Appendix IV
Plant Bowen Client: Southern Company Data: Bowen AP-1

Sanitas™ v.10.0.20 Software licensed to Groundwater Stats Consulting. UG

Non-Parametric Confidence Interval

Compliance Limit is not exceeded.

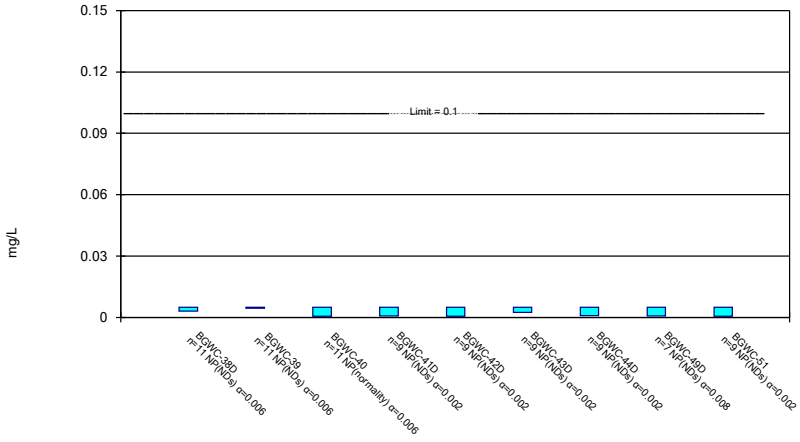

Constituent: Chromium Analysis Run 8/7/2024 11:52 AM View: Appendix IV
Plant Bowen Client: Southern Company Data: Bowen AP-1

Sanitas™ v.10.0.20 Software licensed to Groundwater Stats Consulting. UG

Non-Parametric Confidence Interval

Compliance Limit is not exceeded. Per-well alpha = 0.01 except as noted.

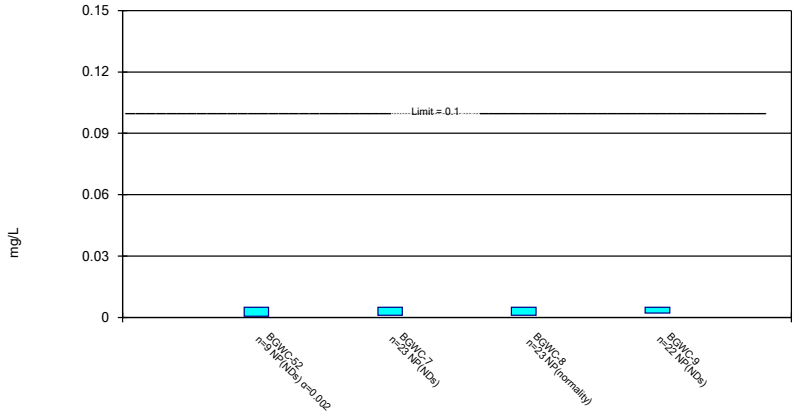

Constituent: Chromium Analysis Run 8/7/2024 11:52 AM View: Appendix IV
Plant Bowen Client: Southern Company Data: Bowen AP-1

Sanitas™ v.10.0.20 Software licensed to Groundwater Stats Consulting. UG

Parametric and Non-Parametric (NP) Confidence Interval

Compliance limit is exceeded.* Per-well alpha = 0.01. Normality Test: Shapiro Wilk, alpha based on n.

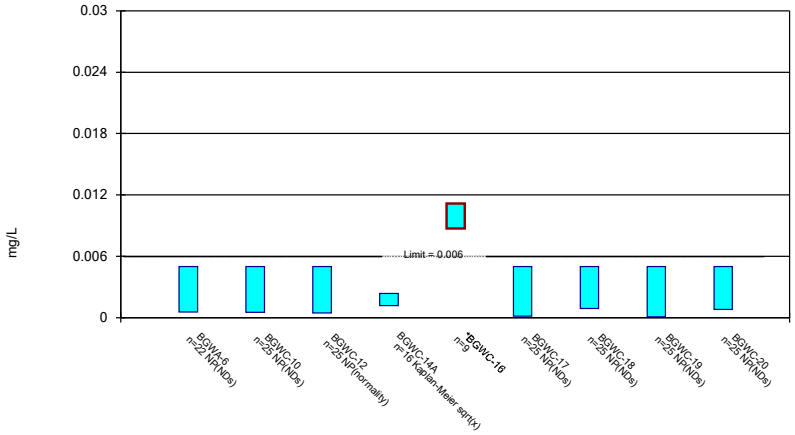

Constituent: Cobalt Analysis Run 8/7/2024 11:52 AM View: Appendix IV
Plant Bowen Client: Southern Company Data: Bowen AP-1

Sanitas™ v.10.0.20 Software licensed to Groundwater Stats Consulting. UG

Parametric and Non-Parametric (NP) Confidence Interval

Compliance limit is exceeded.* Per-well alpha = 0.01. Normality Test: Shapiro Wilk, alpha based on n.

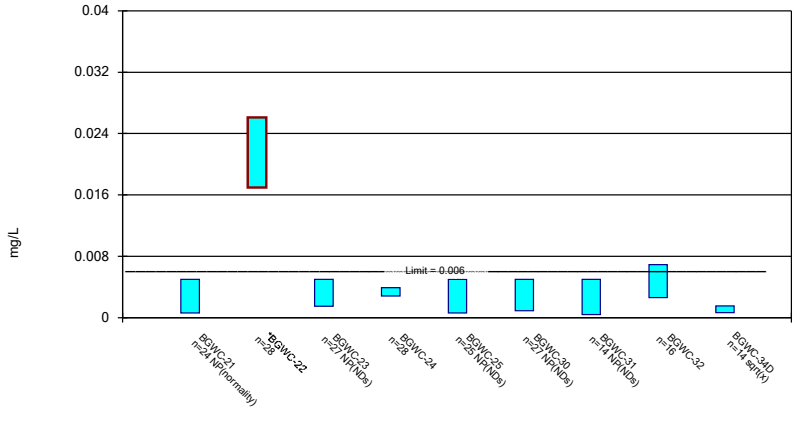

Constituent: Cobalt Analysis Run 8/7/2024 11:52 AM View: Appendix IV
Plant Bowen Client: Southern Company Data: Bowen AP-1

Sanitas™ v.10.0.20 Software licensed to Groundwater Stats Consulting. UG

Parametric and Non-Parametric (NP) Confidence Interval

Compliance Limit is not exceeded. Per-well alpha = 0.01 except as noted. Normality Test: Shapiro Wilk, alpha based on n.

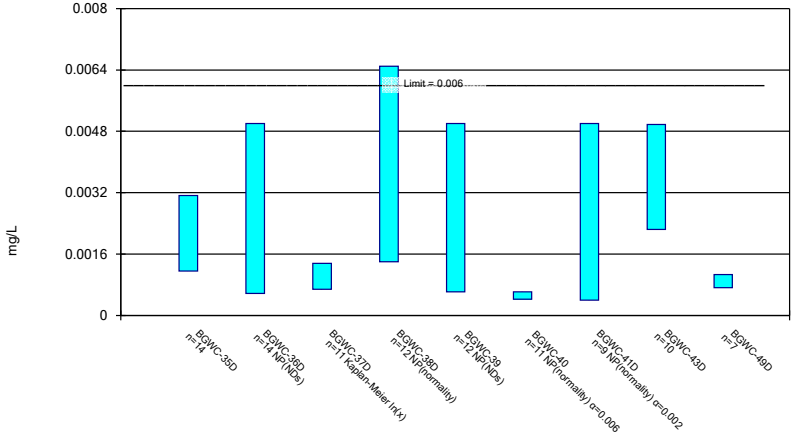

Constituent: Cobalt Analysis Run 8/7/2024 11:52 AM View: Appendix IV
Plant Bowen Client: Southern Company Data: Bowen AP-1

Sanitas™ v.10.0.20 Software licensed to Groundwater Stats Consulting. UG

Parametric and Non-Parametric (NP) Confidence Interval

Compliance Limit is not exceeded. Per-well alpha = 0.01. Normality Test: Shapiro Wilk, alpha based on n.

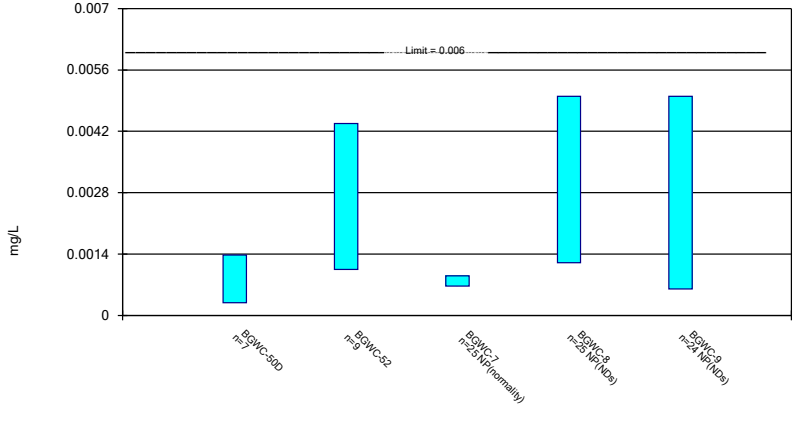

Constituent: Cobalt Analysis Run 8/7/2024 11:52 AM View: Appendix IV
Plant Bowen Client: Southern Company Data: Bowen AP-1

Sanitas™ v.10.0.20 Software licensed to Groundwater Stats Consulting. UG

Parametric Confidence Interval

Compliance Limit is not exceeded. Per-well alpha = 0.01. Normality Test: Shapiro Wilk, alpha based on n.

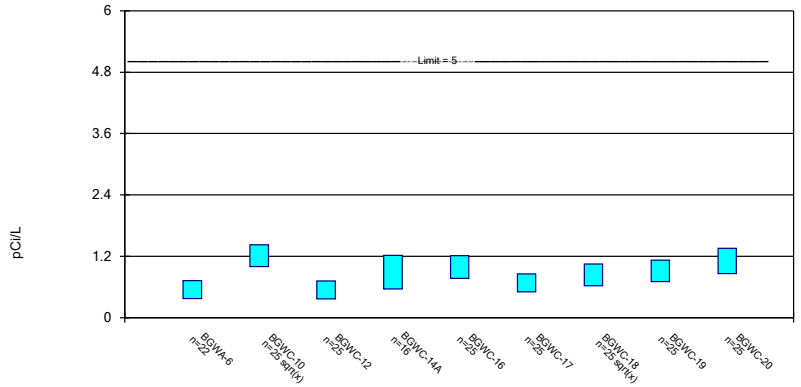

Constituent: Combined Radium 226 + 228 Analysis Run 8/7/2024 11:52 AM View: Appendix IV

Plant Bowen Client: Southern Company Data: Bowen AP-1

Sanitas™ v.10.0.20 Software licensed to Groundwater Stats Consulting. UG

Parametric Confidence Interval

Compliance Limit is not exceeded. Per-well alpha = 0.01. Normality Test: Shapiro Wilk, alpha based on n.

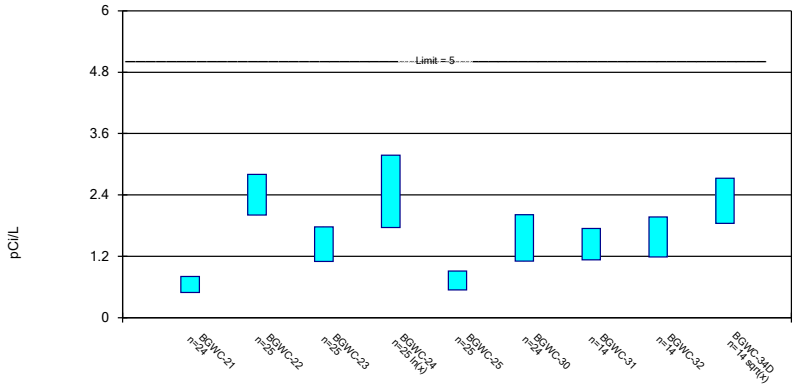

Constituent: Combined Radium 226 + 228 Analysis Run 8/7/2024 11:52 AM View: Appendix IV

Plant Bowen Client: Southern Company Data: Bowen AP-1

Sanitas™ v.10.0.20 Software licensed to Groundwater Stats Consulting. UG

Parametric and Non-Parametric (NP) Confidence Interval

Compliance Limit is not exceeded. Per-well alpha = 0.01 except as noted. Normality Test: Shapiro Wilk, alpha based on n.

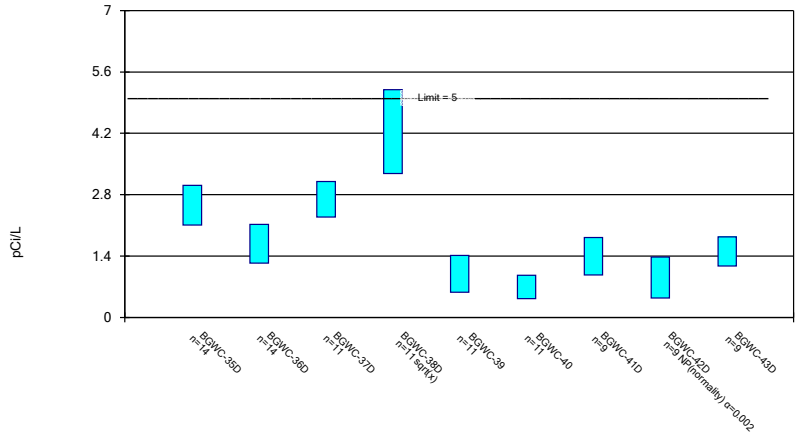

Constituent: Combined Radium 226 + 228 Analysis Run 8/7/2024 11:52 AM View: Appendix IV

Plant Bowen Client: Southern Company Data: Bowen AP-1

Sanitas™ v.10.0.20 Software licensed to Groundwater Stats Consulting. UG

Parametric Confidence Interval

Compliance Limit is not exceeded. Per-well alpha = 0.01. Normality Test: Shapiro Wilk, alpha based on n.

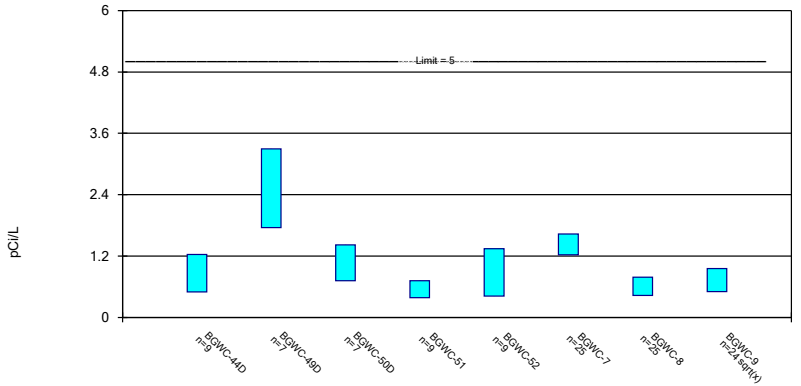

Constituent: Combined Radium 226 + 228 Analysis Run 8/7/2024 11:52 AM View: Appendix IV

Plant Bowen Client: Southern Company Data: Bowen AP-1

Sanitas™ v.10.0.20 Software licensed to Groundwater Stats Consulting. UG

Parametric and Non-Parametric (NP) Confidence Interval

Compliance Limit is not exceeded. Per-well alpha = 0.01. Normality Test: Shapiro Wilk, alpha based on n.

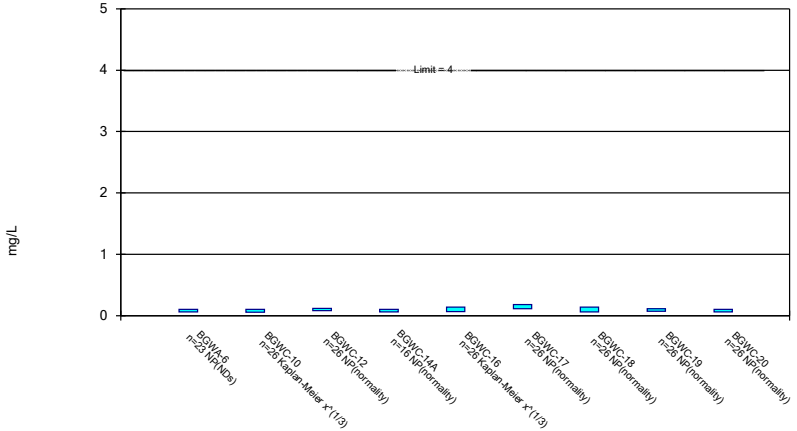

Constituent: Fluoride Analysis Run 8/7/2024 11:52 AM View: Appendix IV

Plant Bowen Client: Southern Company Data: Bowen AP-1

Sanitas™ v.10.0.20 Software licensed to Groundwater Stats Consulting. UG

Non-Parametric Confidence Interval

Compliance Limit is not exceeded. Per-well alpha = 0.01.

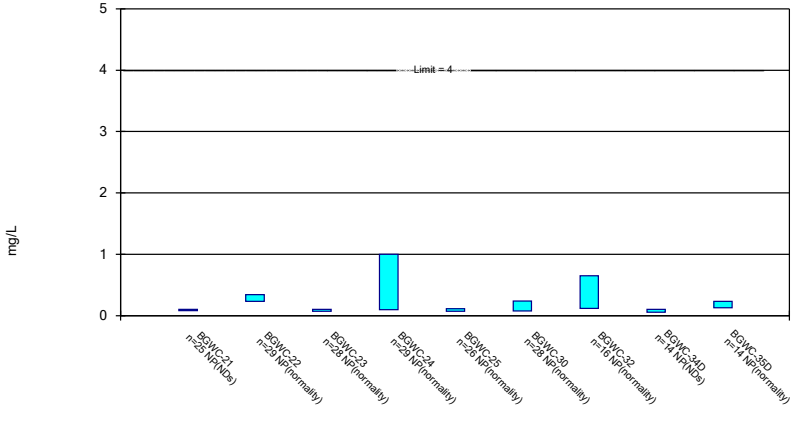

Constituent: Fluoride Analysis Run 8/7/2024 11:53 AM View: Appendix IV

Plant Bowen Client: Southern Company Data: Bowen AP-1

Sanitas™ v.10.0.20 Software licensed to Groundwater Stats Consulting. UG

Parametric and Non-Parametric (NP) Confidence Interval

Compliance Limit is not exceeded. Per-well alpha = 0.01 except as noted. Normality Test: Shapiro Wilk, alpha based on n.

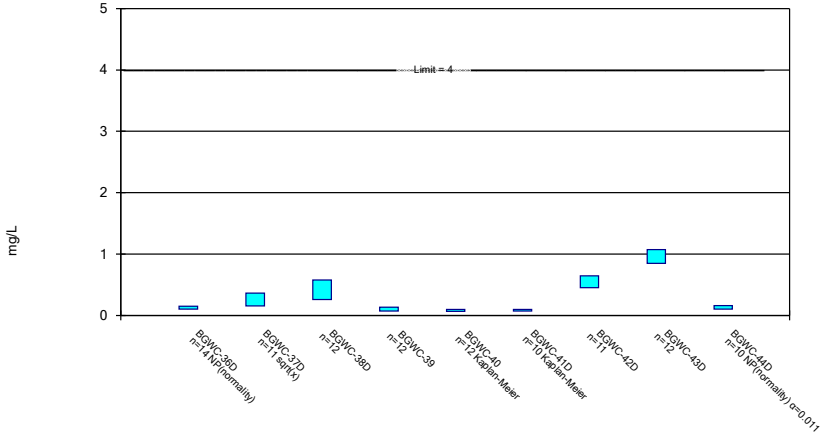

Constituent: Fluoride Analysis Run 8/7/2024 11:53 AM View: Appendix IV

Plant Bowen Client: Southern Company Data: Bowen AP-1

Sanitas™ v.10.0.20 Software licensed to Groundwater Stats Consulting. UG

Parametric and Non-Parametric (NP) Confidence Interval

Compliance Limit is not exceeded. Per-well alpha = 0.01. Normality Test: Shapiro Wilk, alpha based on n.

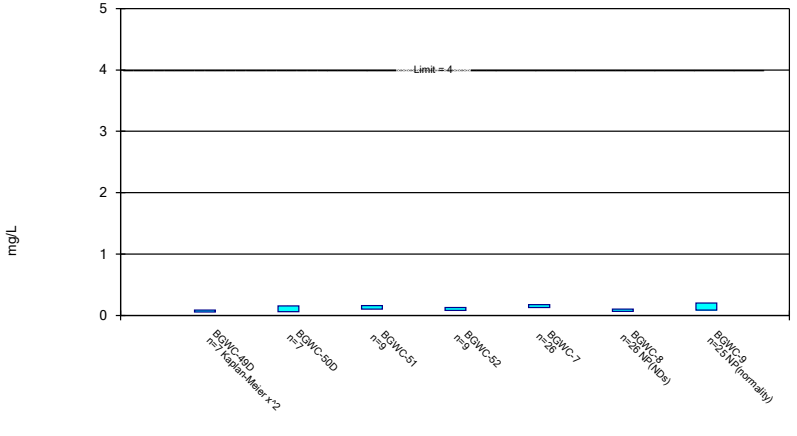

Constituent: Fluoride Analysis Run 8/7/2024 11:53 AM View: Appendix IV

Plant Bowen Client: Southern Company Data: Bowen AP-1

Sanitas™ v.10.0.20 Software licensed to Groundwater Stats Consulting. UG

Non-Parametric Confidence Interval

Compliance Limit is not exceeded. Per-well alpha = 0.01.

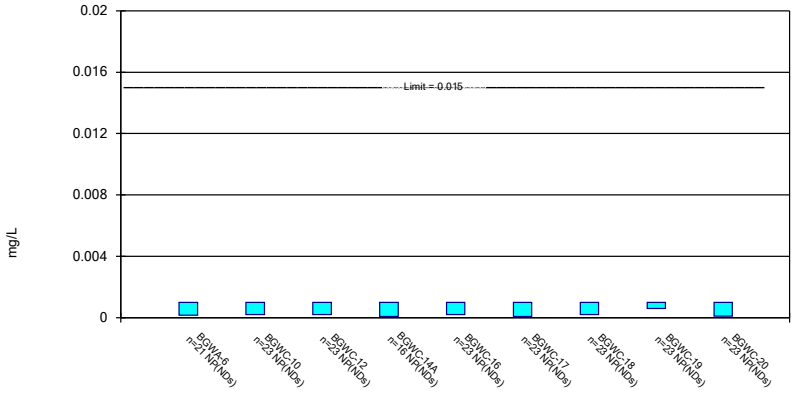

Constituent: Lead Analysis Run 8/7/2024 11:53 AM View: Appendix IV
Plant Bowen Client: Southern Company Data: Bowen AP-1

Sanitas™ v.10.0.20 Software licensed to Groundwater Stats Consulting. UG

Parametric and Non-Parametric (NP) Confidence Interval

Compliance Limit is not exceeded. Per-well alpha = 0.01. Normality Test: Shapiro Wilk, alpha based on n.

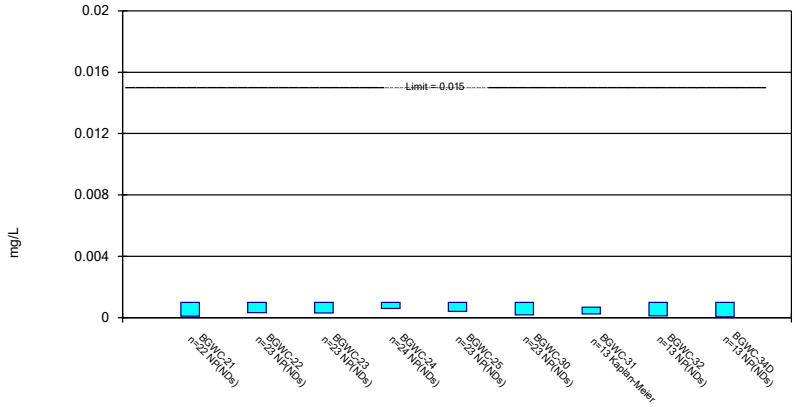

Constituent: Lead Analysis Run 8/7/2024 11:53 AM View: Appendix IV
Plant Bowen Client: Southern Company Data: Bowen AP-1

Sanitas™ v.10.0.20 Software licensed to Groundwater Stats Consulting. UG

Non-Parametric Confidence Interval

Compliance Limit is not exceeded. Per-well alpha = 0.01 except as noted.

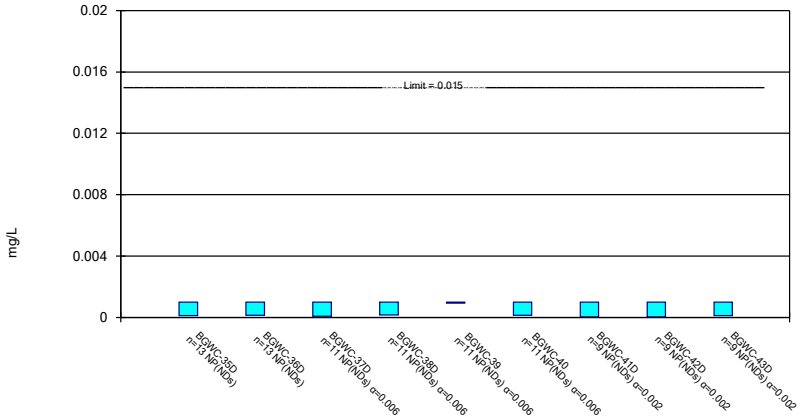

Constituent: Lead Analysis Run 8/7/2024 11:53 AM View: Appendix IV
Plant Bowen Client: Southern Company Data: Bowen AP-1

Sanitas™ v.10.0.20 Software licensed to Groundwater Stats Consulting. UG

Non-Parametric Confidence Interval

Compliance Limit is not exceeded. Per-well alpha = 0.01 except as noted.

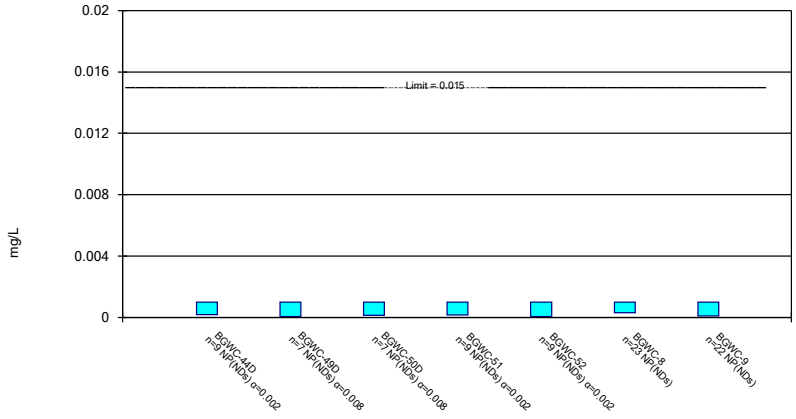

Constituent: Lead Analysis Run 8/7/2024 11:53 AM View: Appendix IV
Plant Bowen Client: Southern Company Data: Bowen AP-1

Sanitas™ v.10.0.20 Software licensed to Groundwater Stats Consulting. UG

Parametric and Non-Parametric (NP) Confidence Interval

Compliance Limit is not exceeded. Per-well alpha = 0.01. Normality Test: Shapiro Wilk, alpha based on n.

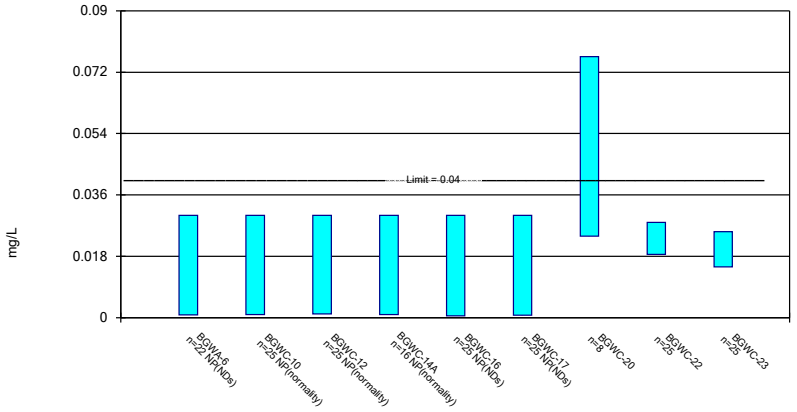

Constituent: Lithium Analysis Run 8/7/2024 11:53 AM View: Appendix IV
Plant Bowen Client: Southern Company Data: Bowen AP-1

Sanitas™ v.10.0.20 Software licensed to Groundwater Stats Consulting. UG

Parametric and Non-Parametric (NP) Confidence Interval

Compliance Limit is not exceeded. Per-well alpha = 0.01 except as noted. Normality Test: Shapiro Wilk, alpha based on n.

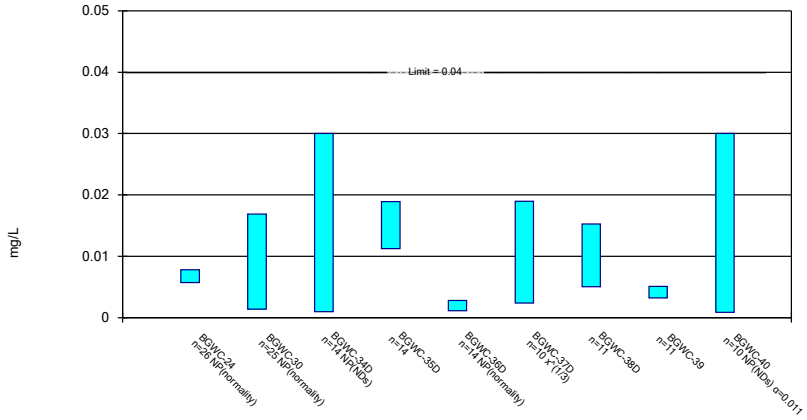

Constituent: Lithium Analysis Run 8/7/2024 11:53 AM View: Appendix IV
Plant Bowen Client: Southern Company Data: Bowen AP-1

Sanitas™ v.10.0.20 Software licensed to Groundwater Stats Consulting. UG

Parametric and Non-Parametric (NP) Confidence Interval

Compliance Limit is not exceeded. Per-well alpha = 0.01 except as noted. Normality Test: Shapiro Wilk, alpha based on n.

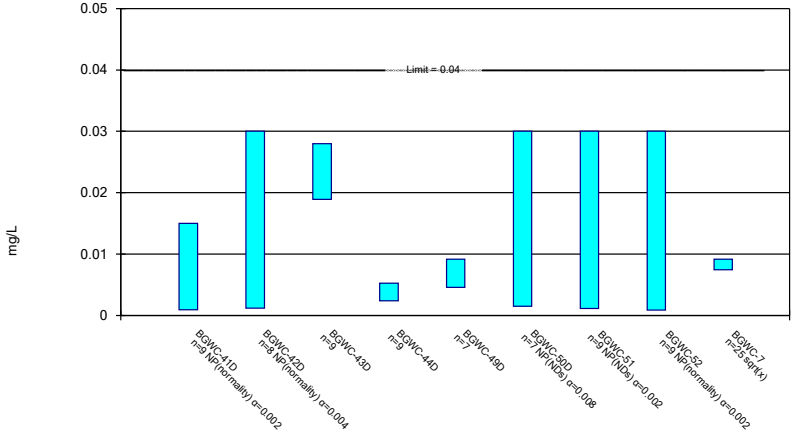

Constituent: Lithium Analysis Run 8/7/2024 11:53 AM View: Appendix IV
Plant Bowen Client: Southern Company Data: Bowen AP-1

Sanitas™ v.10.0.20 Software licensed to Groundwater Stats Consulting. UG

Non-Parametric Confidence Interval

Compliance Limit is not exceeded. Per-well alpha = 0.01.

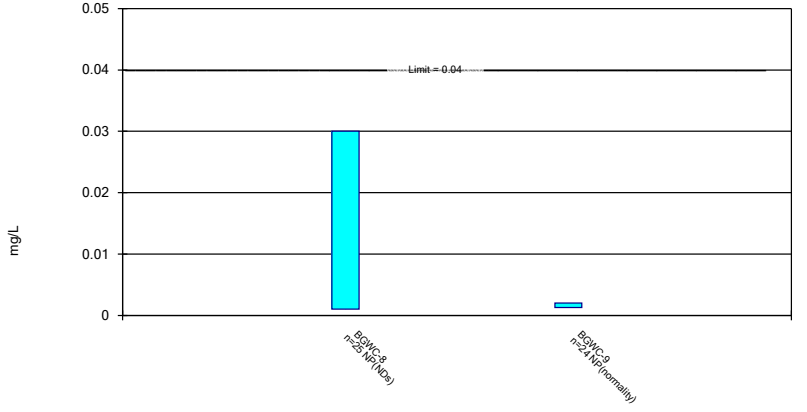

Constituent: Lithium Analysis Run 8/7/2024 11:53 AM View: Appendix IV
Plant Bowen Client: Southern Company Data: Bowen AP-1

Sanitas™ v.10.0.20 Software licensed to Groundwater Stats Consulting. UG

Parametric and Non-Parametric (NP) Confidence Interval

Compliance Limit is not exceeded. Per-well alpha = 0.01. Normality Test: Shapiro Wilk, alpha based on n.

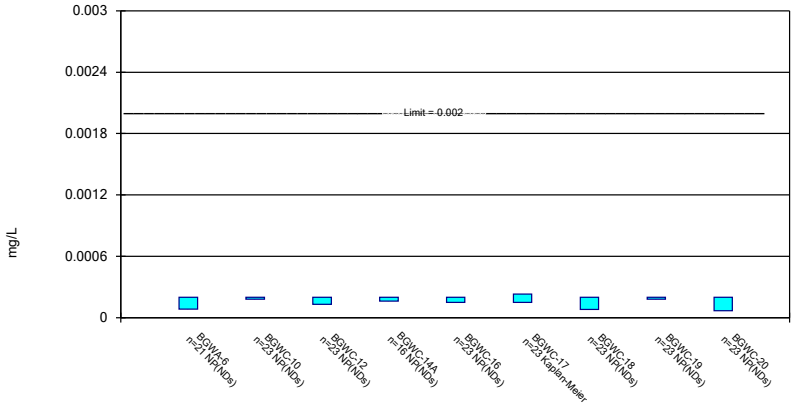

Constituent: Mercury Analysis Run 8/7/2024 11:53 AM View: Appendix IV
Plant Bowen Client: Southern Company Data: Bowen AP-1

Sanitas™ v.10.0.20 Software licensed to Groundwater Stats Consulting. UG

Parametric and Non-Parametric (NP) Confidence Interval

Compliance Limit is not exceeded. Per-well alpha = 0.01. Normality Test: Shapiro Wilk, alpha based on n.

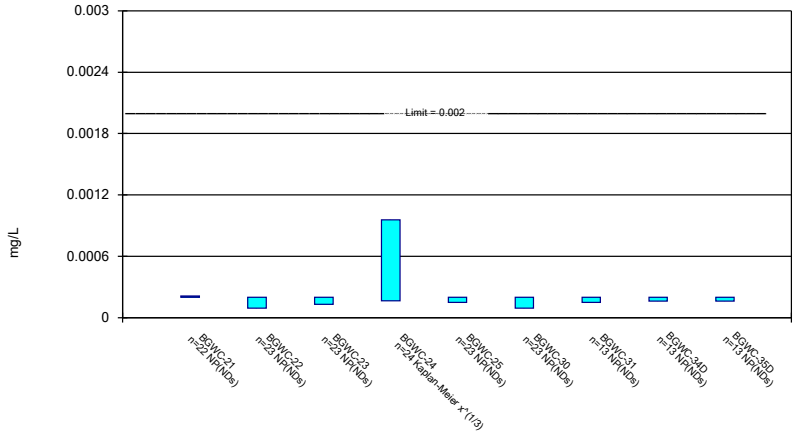

Constituent: Mercury Analysis Run 8/7/2024 11:53 AM View: Appendix IV
Plant Bowen Client: Southern Company Data: Bowen AP-1

Sanitas™ v.10.0.20 Software licensed to Groundwater Stats Consulting. UG

Non-Parametric Confidence Interval

Compliance Limit is not exceeded. Per-well alpha = 0.01 except as noted.

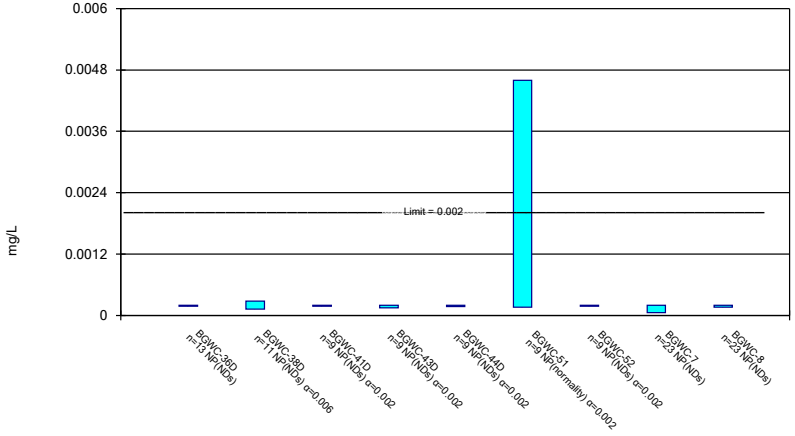

Constituent: Mercury Analysis Run 8/7/2024 11:53 AM View: Appendix IV
Plant Bowen Client: Southern Company Data: Bowen AP-1

Sanitas™ v.10.0.20 Software licensed to Groundwater Stats Consulting. UG

Non-Parametric Confidence Interval

Compliance Limit is not exceeded. Per-well alpha = 0.01.



Constituent: Mercury Analysis Run 8/7/2024 11:53 AM View: Appendix IV
Plant Bowen Client: Southern Company Data: Bowen AP-1

Sanitas™ v.10.0.20 Software licensed to Groundwater Stats Consulting. UG

Parametric and Non-Parametric (NP) Confidence Interval

Compliance Limit is not exceeded. Per-well alpha = 0.01. Normality Test: Shapiro Wilk, alpha based on n.

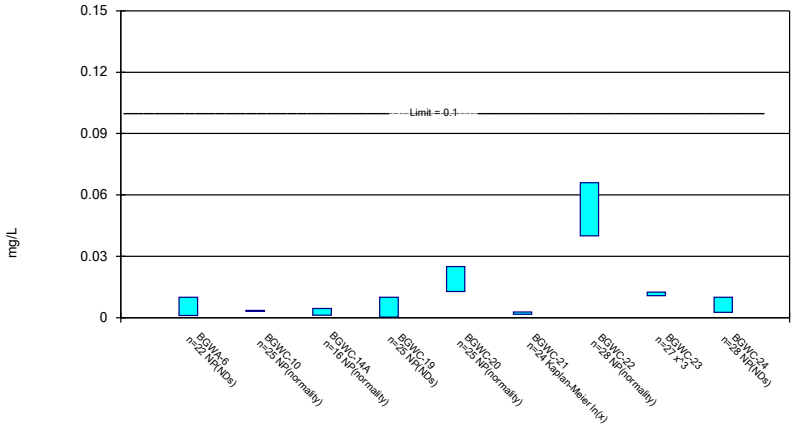

Constituent: Molybdenum Analysis Run 8/7/2024 11:53 AM View: Appendix IV

Plant Bowen Client: Southern Company Data: Bowen AP-1

Sanitas™ v.10.0.20 Software licensed to Groundwater Stats Consulting. UG

Parametric and Non-Parametric (NP) Confidence Interval

Compliance Limit is not exceeded. Per-well alpha = 0.01. Normality Test: Shapiro Wilk, alpha based on n.

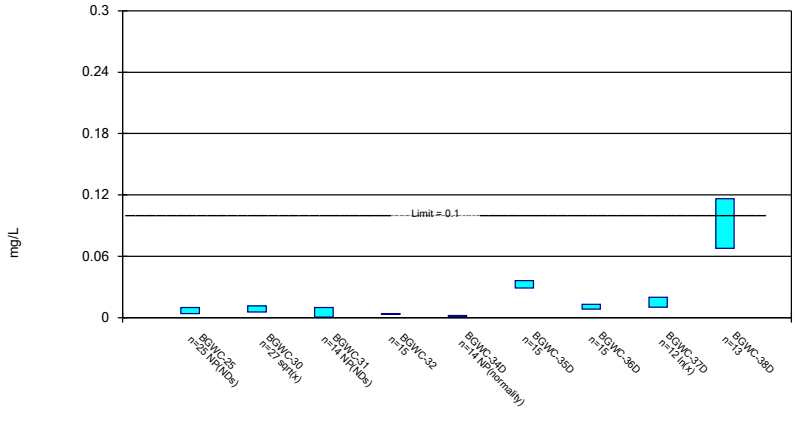

Constituent: Molybdenum Analysis Run 8/7/2024 11:53 AM View: Appendix IV

Plant Bowen Client: Southern Company Data: Bowen AP-1

Sanitas™ v.10.0.20 Software licensed to Groundwater Stats Consulting. UG

Parametric and Non-Parametric (NP) Confidence Interval

Compliance limit is exceeded.* Per-well alpha = 0.01 except as noted. Normality Test: Shapiro Wilk, alpha based on n.

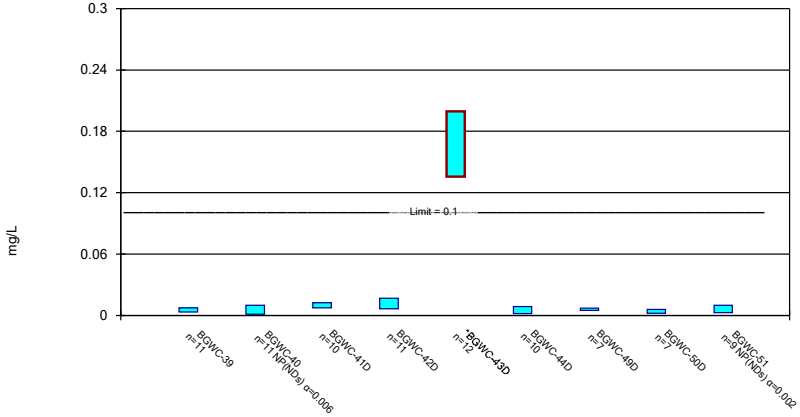

Constituent: Molybdenum Analysis Run 8/7/2024 11:53 AM View: Appendix IV

Plant Bowen Client: Southern Company Data: Bowen AP-1

Sanitas™ v.10.0.20 Software licensed to Groundwater Stats Consulting. UG

Parametric and Non-Parametric (NP) Confidence Interval

Compliance Limit is not exceeded. Per-well alpha = 0.01 except as noted. Normality Test: Shapiro Wilk, alpha based on n.

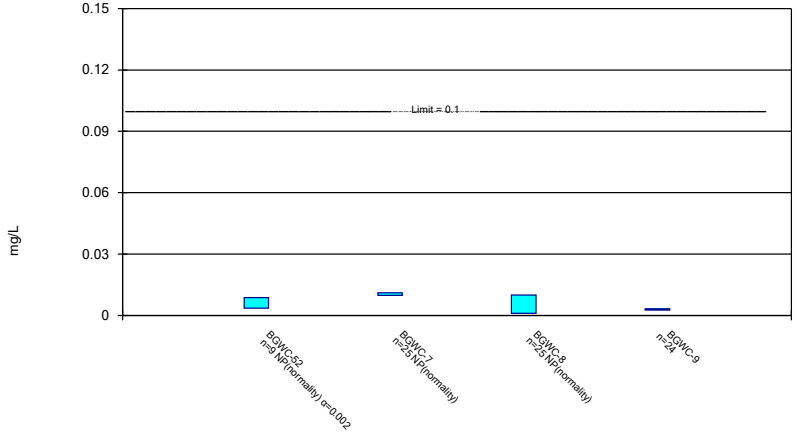

Constituent: Molybdenum Analysis Run 8/7/2024 11:53 AM View: Appendix IV

Plant Bowen Client: Southern Company Data: Bowen AP-1

Sanitas™ v.10.0.20 Software licensed to Groundwater Stats Consulting. UG

Non-Parametric Confidence Interval

Compliance Limit is not exceeded. Per-well alpha = 0.01.

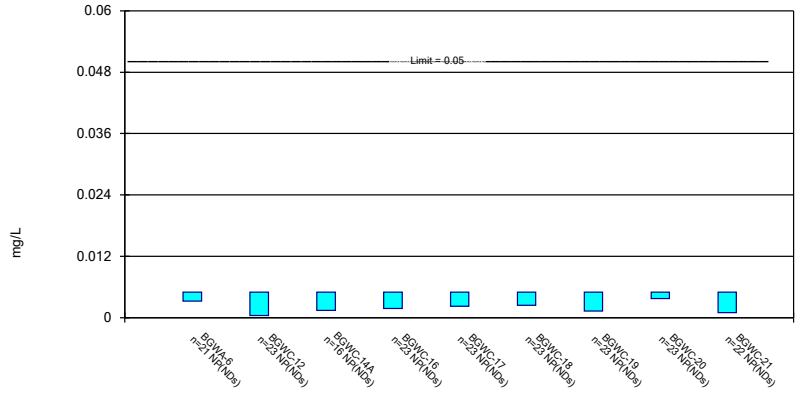

Constituent: Selenium Analysis Run 8/7/2024 11:53 AM View: Appendix IV
Plant Bowen Client: Southern Company Data: Bowen AP-1

Sanitas™ v.10.0.20 Software licensed to Groundwater Stats Consulting. UG

Parametric and Non-Parametric (NP) Confidence Interval

Compliance Limit is not exceeded. Per-well alpha = 0.01 except as noted. Normality Test: Shapiro Wilk, alpha based on n.

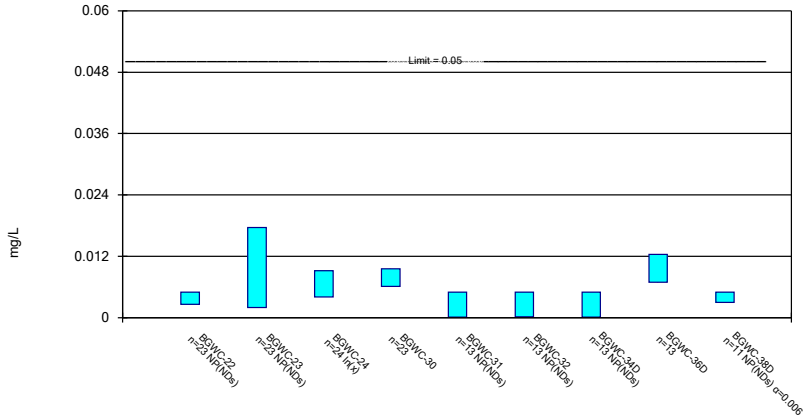

Constituent: Selenium Analysis Run 8/7/2024 11:53 AM View: Appendix IV
Plant Bowen Client: Southern Company Data: Bowen AP-1

Sanitas™ v.10.0.20 Software licensed to Groundwater Stats Consulting. UG

Parametric and Non-Parametric (NP) Confidence Interval

Compliance Limit is not exceeded. Per-well alpha = 0.01 except as noted. Normality Test: Shapiro Wilk, alpha based on n.

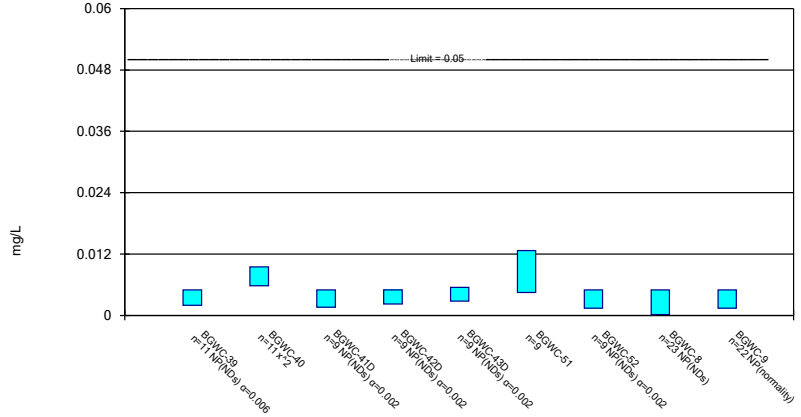

Constituent: Selenium Analysis Run 8/7/2024 11:53 AM View: Appendix IV
Plant Bowen Client: Southern Company Data: Bowen AP-1

Sanitas™ v.10.0.20 Software licensed to Groundwater Stats Consulting. UG

Parametric and Non-Parametric (NP) Confidence Interval

Compliance Limit is not exceeded. Per-well alpha = 0.01. Normality Test: Shapiro Wilk, alpha based on n.

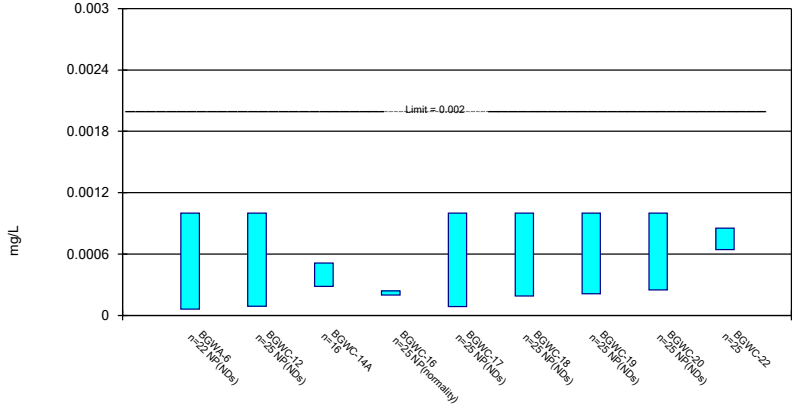

Constituent: Thallium Analysis Run 8/7/2024 11:53 AM View: Appendix IV
Plant Bowen Client: Southern Company Data: Bowen AP-1

Parametric and Non-Parametric (NP) Confidence Interval

Compliance Limit is not exceeded. Per-well alpha = 0.01 except as noted. Normality Test: Shapiro Wilk, alpha based on n.

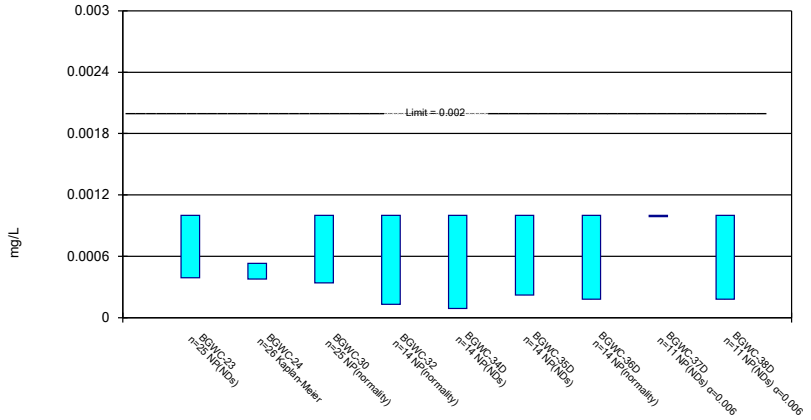

Constituent: Thallium Analysis Run 8/7/2024 11:53 AM View: Appendix IV
Plant Bowen Client: Southern Company Data: Bowen AP-1

Sanitas™ v.10.0.20 Software licensed to Groundwater Stats Consulting. UG

Parametric and Non-Parametric (NP) Confidence Interval

Compliance Limit is not exceeded. Per-well alpha = 0.01 except as noted. Normality Test: Shapiro Wilk, alpha based on n.

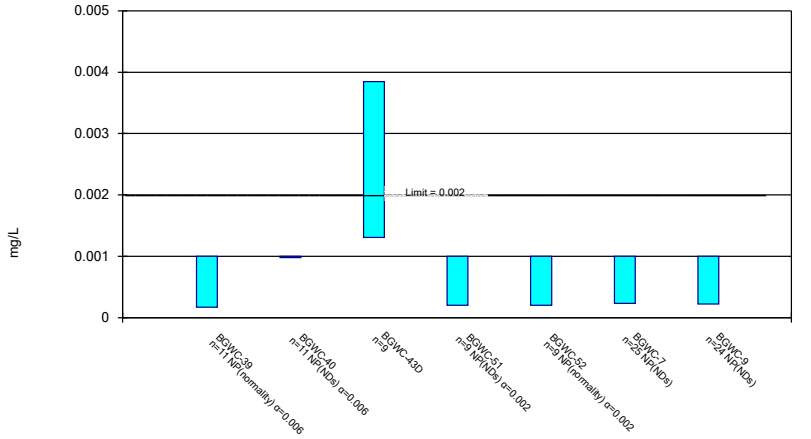

Constituent: Thallium Analysis Run 8/7/2024 11:53 AM View: Appendix IV
Plant Bowen Client: Southern Company Data: Bowen AP-1

Confidence Interval

Constituent: Antimony (mg/L) Analysis Run 8/7/2024 11:56 AM View: Appendix IV

Plant Bowen Client: Southern Company Data: Bowen AP-1

	BGWA-6	BGWC-10	BGWC-14A	BGWC-16	BGWC-17	BGWC-19	BGWC-20	BGWC-21	BGWC-22
6/6/2016	<0.003								
6/7/2016		0.0022 (J)		<0.003	<0.003				
6/8/2016						<0.003	<0.003	<0.003	<0.003
8/10/2016	<0.003								
8/11/2016				0.0004 (J)	0.0002 (J)				
8/12/2016						<0.003	<0.003		
8/16/2016		<0.003							
8/18/2016								<0.003	0.0023 (J)
10/4/2016	<0.003								
10/7/2016		<0.003		<0.003	<0.003	<0.003			
10/10/2016							<0.003	<0.003	0.0021 (J)
12/1/2016	<0.003								
12/6/2016		<0.003		<0.003	<0.003				
12/7/2016						<0.003	<0.003		
12/8/2016								<0.003	<0.003
2/14/2017	<0.003								
2/16/2017		<0.003		<0.003	<0.003	<0.003			
2/17/2017							<0.003	<0.003	<0.003
4/13/2017	<0.003								
4/18/2017		<0.003		<0.003					
4/19/2017					<0.003	<0.003	<0.003	<0.003	
4/20/2017									<0.003
5/25/2017	<0.003								
5/30/2017				<0.003	<0.003				
6/1/2017						<0.003	<0.003	<0.003	
6/2/2017		<0.003							
6/5/2017									<0.003
7/7/2017	<0.003								
7/12/2017		<0.003							
7/14/2017				<0.003	<0.003	<0.003			
7/18/2017							<0.003	<0.003	
7/19/2017									<0.003
3/27/2018		<0.003		<0.003	<0.003	<0.003			
3/28/2018							<0.003	<0.003	
3/29/2018									<0.003
2/25/2019				<0.003					
2/27/2019					<0.003		<0.003		
2/28/2019		<0.003							
3/1/2019						<0.003			<0.003
2/18/2020	<0.003								
2/20/2020		<0.003		<0.003					
2/24/2020					<0.003	<0.003	<0.003		
2/25/2020									<0.003
2/26/2020								<0.003	
3/19/2020	<0.003			<0.003	<0.003				
3/20/2020						<0.003		<0.003	<0.003
3/23/2020		<0.003					0.0014 (J)		
5/22/2020			<0.003						
6/23/2020			<0.003						
7/28/2020			<0.003						
9/2/2020			<0.003						
9/23/2020	<0.003								

ND substitution: RL or RL/2 if <15% NDs.

Confidence Interval

Constituent: Antimony (mg/L) Analysis Run 8/7/2024 11:56 AM View: Appendix IV

Plant Bowen Client: Southern Company Data: Bowen AP-1

	BGWA-6	BGWC-10	BGWC-14A	BGWC-16	BGWC-17	BGWC-19	BGWC-20	BGWC-21	BGWC-22
9/24/2020		<0.003		<0.003	<0.003			<0.003	<0.003
9/28/2020						0.0005 (J)	0.0005 (J)		
10/1/2020			0.0003 (J)						
11/10/2020			0.00061 (J)						
12/15/2020			<0.003						
1/20/2021			<0.003						
2/18/2021	<0.003	<0.003	<0.003	<0.003	<0.003	<0.003	<0.003		
2/19/2021								<0.003	0.00028 (J)
3/24/2021			<0.003	<0.003	<0.003				
3/26/2021						<0.003			
3/29/2021							<0.003	<0.003	<0.003
3/30/2021		<0.003							
3/31/2021	<0.003								
8/16/2021	<0.003								
8/18/2021		<0.003	<0.003	<0.003					
8/19/2021					<0.003				
8/20/2021						<0.003	<0.003	0.0014 (J)	
8/23/2021									<0.003
2/9/2022	<0.003		<0.003						
2/11/2022		0.0021 (J)		<0.003	<0.003				
2/15/2022									<0.003
2/16/2022						<0.003	<0.003	0.0017 (J)	
7/26/2022	<0.003		<0.003						
7/27/2022				<0.003	<0.003	<0.003	<0.003		
7/28/2022		0.0015 (J)						<0.003	
8/2/2022									<0.003
1/25/2023	0.0017 (J)								
1/26/2023			<0.003	<0.003	<0.003				
1/27/2023		<0.003				<0.003		<0.003	
1/30/2023							<0.003		
2/7/2023									<0.003
8/15/2023	<0.003								
8/16/2023			<0.003						
8/17/2023		<0.003		<0.003	<0.003				
8/18/2023						<0.003	<0.003		
8/22/2023									<0.003
8/23/2023								<0.003	
1/31/2024	<0.003								
2/1/2024		<0.003	<0.003	<0.003	<0.003				
2/2/2024						<0.003			
2/5/2024							<0.003	<0.003	
2/8/2024									<0.003
Mean	0.002932	0.002848	0.002682	0.002876	0.002867	0.002881	0.002805	0.002855	0.002794
Std. Dev.	0.0002982	0.0004008	0.0008711	0.0005674	0.000611	0.0005455	0.0006328	0.0004489	0.0006249
Upper Lim.	0.003	0.003	0.003	0.003	0.003	0.003	0.003	0.003	0.003
Lower Lim.	0.0017	0.0022	0.00061	0.0004	0.0002	0.0005	0.0014	0.0017	0.0023

ND substitution: RL or RL/2 if <15% NDs.

Confidence Interval

Constituent: Antimony (mg/L) Analysis Run 8/7/2024 11:56 AM View: Appendix IV

Plant Bowen Client: Southern Company Data: Bowen AP-1

	BGWC-23	BGWC-24	BGWC-25	BGWC-31	BGWC-32	BGWC-34D	BGWC-35D	BGWC-36D	BGWC-37D
6/8/2016			<0.003						
6/9/2016	<0.003	<0.003							
8/15/2016			0.0013 (J)						
8/18/2016	0.0009 (J)	<0.003							
10/10/2016	<0.003	<0.003	<0.003						
12/7/2016	<0.003	<0.003							
12/8/2016			<0.003						
2/20/2017	<0.003	<0.003	<0.003						
4/19/2017	<0.003	<0.003							
4/20/2017			<0.003						
6/1/2017			<0.003						
6/5/2017	<0.003	<0.003							
7/17/2017	<0.003	<0.003	<0.003						
3/28/2018			<0.003						
3/29/2018	<0.003	<0.003							
3/1/2019	<0.003	<0.003	<0.003						
2/25/2020	<0.003						<0.003		<0.003
2/26/2020		<0.003	<0.003	<0.003				<0.003	
2/27/2020					<0.003	<0.003			
3/23/2020	0.00053 (J)			<0.003				<0.003	
3/24/2020			<0.003		<0.003	<0.003			<0.003
3/25/2020		<0.003					<0.003		
9/24/2020	<0.003								
9/25/2020		0.00048 (J)			0.00039 (J)		0.00064 (J)		0.0022 (J)
9/28/2020			<0.003	0.00038 (J)		0.00049 (J)		<0.003	
2/19/2021	0.00031 (J)	0.00036 (J)				<0.003			
2/22/2021				<0.003			0.00066 (J)		0.00041 (J)
2/23/2021			<0.003		0.00036 (J)				
3/8/2021								0.00096 (J)	
3/25/2021								<0.003	
3/26/2021	<0.003	<0.003	<0.003				<0.003		<0.003
3/29/2021				<0.003					
3/30/2021					<0.003	0.00079 (J)			
8/19/2021			<0.003						
8/20/2021				<0.003			<0.003		<0.003
8/23/2021	0.0029 (J)	0.0028 (J)						<0.003	
8/24/2021						<0.003			
8/25/2021					<0.003				
2/14/2022	0.0014 (J)							<0.003	
2/15/2022		0.0048							
2/16/2022			<0.003	<0.003	<0.003	<0.003			
2/17/2022							<0.003		<0.003
7/27/2022			<0.003						
7/28/2022				<0.003		<0.003	<0.003		<0.003
7/29/2022					<0.003			<0.003	
8/1/2022	0.0022 (J)								
8/2/2022		0.015 (o)							
10/21/2022		0.0032 (R)							
1/27/2023			<0.003	<0.003					
1/30/2023						<0.003	<0.003		<0.003
1/31/2023					<0.003				
2/1/2023		<0.003						<0.003	

ND substitution: RL or RL/2 if <15% NDs.

Confidence Interval

Constituent: Antimony (mg/L) Analysis Run 8/7/2024 11:56 AM View: Appendix IV

Plant Bowen Client: Southern Company Data: Bowen AP-1

	BGWC-23	BGWC-24	BGWC-25	BGWC-31	BGWC-32	BGWC-34D	BGWC-35D	BGWC-36D	BGWC-37D
2/2/2023	0.007								
5/10/2023	0.0032								
8/17/2023			<0.003						
8/18/2023				<0.003	<0.003	<0.003			
8/21/2023								<0.003	
8/23/2023	<0.003								
8/24/2023							<0.003		<0.003
8/25/2023		0.0021 (J)							
1/30/2024		<0.003						0.0021 (J)	
2/2/2024				0.0023 (J)					
2/5/2024			0.00058 (J)			<0.003			
2/7/2024							0.0023 (J)		<0.003
2/8/2024	0.00089 (J)				<0.003				
Mean	0.002651	0.002797	0.002804	0.002698	0.002523	0.002571	0.002509	0.002733	0.002692
Std. Dev.	0.001359	0.0009107	0.00063	0.000797	0.001062	0.000957	0.0009426	0.000647	0.0007939
Upper Lim.	0.003	0.0032	0.003	0.003	0.003	0.003	0.003	0.003	0.003
Lower Lim.	0.0022	0.0028	0.0013	0.0023	0.00039	0.00079	0.00066	0.0021	0.0022

ND substitution: RL or RL/2 if <15% NDs.

Confidence Interval

Constituent: Antimony (mg/L) Analysis Run 8/7/2024 11:56 AM View: Appendix IV

Plant Bowen Client: Southern Company Data: Bowen AP-1

	BGWC-38D	BGWC-40	BGWC-41D	BGWC-42D	BGWC-43D	BGWC-44D	BGWC-49D	BGWC-50D	BGWC-51
2/27/2020	0.0003 (J)								
2/28/2020		<0.003							
3/24/2020	<0.003								
3/25/2020		<0.003							
9/2/2020	0.0016 (J)		0.0014 (J)						
9/3/2020				0.00072 (J)	0.00091 (J)	0.0021 (J)			
9/29/2020		<0.003							
1/28/2021									<0.003
2/18/2021						0.009			
2/22/2021		<0.003	<0.003	0.0019 (J)					
2/23/2021									<0.003
3/8/2021					0.00058 (J)				
3/9/2021	0.00062 (J)								
3/29/2021	<0.003				<0.003				
3/30/2021		0.0005 (J)							0.0019 (J)
3/31/2021			<0.003			0.0026 (J)			
4/1/2021				0.0019 (J)					
4/19/2021							0.00039 (J)	0.0019 (J)	
8/18/2021						0.0015 (J)		<0.003	
8/19/2021	0.01								
8/20/2021				0.00083 (J)					
8/23/2021					<0.003				<0.003
8/24/2021		<0.003	0.0014 (J)				<0.003		
2/9/2022						<0.003		<0.003	
2/14/2022	0.0067								<0.003
2/15/2022			<0.003		<0.003				
2/16/2022		<0.003							
2/17/2022				<0.003			<0.003		
7/26/2022						0.0011 (J)		<0.003	
7/28/2022		<0.003		<0.003					
7/29/2022			<0.003						
8/1/2022					<0.003		<0.003		<0.003
8/2/2022	0.0015 (J)								
1/25/2023						<0.003		0.0017 (J)	
1/30/2023				<0.003					
1/31/2023		<0.003							<0.003
2/1/2023			<0.003				<0.003		
2/7/2023	0.00082 (J)				<0.003				
8/15/2023						<0.003		<0.003	
8/18/2023		<0.003							
8/21/2023	<0.003								<0.003
8/22/2023							<0.003		
8/23/2023			<0.003		<0.003				
8/24/2023				<0.003					
1/30/2024					0.0015 (J)				
1/31/2024						<0.003		<0.003	
2/5/2024									<0.003
2/6/2024	0.0026 (J)						<0.003		
2/7/2024		<0.003	<0.003	<0.003					
Mean	0.003013	0.002773	0.002644	0.002261	0.002332	0.003144	0.002627	0.002657	0.002878
Std. Dev.	0.002911	0.0007538	0.0007055	0.0009627	0.001028	0.002309	0.0009865	0.0005884	0.0003667
Upper Lim.	0.004149	0.003	0.003	0.003	0.003	0.003724	0.003	0.003	0.003

ND substitution: RL or RL/2 if <15% NDs.

Confidence Interval

Constituent: Antimony (mg/L) Analysis Run 8/7/2024 11:56 AM View: Appendix IV

Plant Bowen Client: Southern Company Data: Bowen AP-1

	BGWC-38D	BGWC-40	BGWC-41D	BGWC-42D	BGWC-43D	BGWC-44D	BGWC-49D	BGWC-50D	BGWC-51
Lower Lim.	0.0005454	0.003	0.0014	0.00072	0.00058	0.001163	0.00039	0.0017	0.0019

Confidence Interval

Constituent: Antimony (mg/L) Analysis Run 8/7/2024 11:56 AM View: Appendix IV

Plant Bowen Client: Southern Company Data: Bowen AP-1

	BGWC-52	BGWC-7	BGWC-8	BGWC-9
6/6/2016				<0.003
6/7/2016			<0.003	
6/8/2016		<0.003		
8/10/2016			0.0004 (J)	
8/11/2016		0.0005 (J)		0.0003 (J)
10/4/2016			<0.003	
10/5/2016				<0.003
10/6/2016		0.0015 (J)		
12/2/2016			<0.003	
12/5/2016				<0.003
12/6/2016		<0.003		
2/14/2017			<0.003	
2/15/2017		<0.003		<0.003
4/14/2017			<0.003	
4/17/2017				<0.003
4/18/2017		0.0003 (J)		
5/26/2017			<0.003	<0.003
6/2/2017		<0.003		
7/10/2017			<0.003	
7/11/2017				<0.003
7/14/2017		<0.003		
3/26/2018			<0.003	
3/27/2018		<0.003		<0.003
2/25/2019			<0.003	
2/28/2019		<0.003		
2/19/2020			<0.003	
2/20/2020				<0.003
2/21/2020		0.0016 (J)		
3/18/2020			<0.003	
3/19/2020		<0.003		<0.003
9/23/2020			<0.003	
9/24/2020				<0.003
9/25/2020		<0.003		
1/28/2021	0.0019 (J)			
2/16/2021			0.00046 (J)	
2/17/2021				0.00075 (J)
2/18/2021		<0.003		
2/23/2021	0.00053 (J)			
3/24/2021			0.00059 (J)	0.00038 (J)
3/30/2021	0.00085 (J)	<0.003		
8/18/2021			<0.003	0.0014 (J)
8/19/2021		<0.003		
8/23/2021	<0.003			
2/10/2022			<0.003	<0.003
2/11/2022		<0.003		
2/14/2022	<0.003			
7/26/2022			<0.003	<0.003
7/28/2022	<0.003	<0.003		
1/26/2023		<0.003	<0.003	<0.003
1/31/2023	<0.003			
8/16/2023			<0.003	
8/17/2023		<0.003		<0.003

ND substitution: RL or RL/2 if <15% NDs.

Confidence Interval

Constituent: Antimony (mg/L) Analysis Run 8/7/2024 11:56 AM View: Appendix IV

Plant Bowen Client: Southern Company Data: Bowen AP-1

	BGWC-52	BGWC-7	BGWC-8	BGWC-9
8/22/2023	<0.003			
2/1/2024			<0.003	<0.003
2/2/2024		<0.003		
2/5/2024	<0.003			
Mean	0.002364	0.002614	0.00264	0.002542
Std. Dev.	0.001018	0.0008552	0.0009029	0.0009617
Upper Lim.	0.003	0.003	0.003	0.003
Lower Lim.	0.00053	0.0016	0.00059	0.0014

ND substitution: RL or RL/2 if <15% NDs.

Confidence Interval

Constituent: Arsenic (mg/L) Analysis Run 8/7/2024 11:56 AM View: Appendix IV

Plant Bowen Client: Southern Company Data: Bowen AP-1

	BGWA-6	BGWC-10	BGWC-12	BGWC-14A	BGWC-16	BGWC-17	BGWC-18	BGWC-19	BGWC-20
6/6/2016	<0.005								
6/7/2016		0.0039	<0.005		<0.005	<0.005			
6/8/2016							<0.005	0.00046 (J)	0.0011 (J)
8/10/2016	<0.005								
8/11/2016					<0.005	<0.005			
8/12/2016			0.0009 (J)				<0.005	0.0008 (J)	0.0017 (J)
8/16/2016		0.0091							
10/4/2016	<0.005								
10/6/2016			<0.005						
10/7/2016		0.0074			<0.005	<0.005	<0.005	<0.005	
10/10/2016									<0.005
12/1/2016	<0.005								
12/5/2016			<0.005						
12/6/2016		0.0044 (J)			<0.005	<0.005	<0.005		
12/7/2016								<0.005	<0.005
2/14/2017	<0.005								
2/15/2017			<0.005						
2/16/2017		0.0081			<0.005	<0.005	<0.005	<0.005	
2/17/2017									<0.005
4/13/2017	0.0007 (J)								
4/18/2017		0.0084	0.0009 (J)		0.0007 (J)				
4/19/2017						0.0012 (J)	0.0013 (J)	0.0015 (J)	0.002 (J)
5/25/2017	0.0013 (J)								
5/30/2017					0.0008 (J)	0.0006 (J)			
6/1/2017							0.0005 (J)	0.0008 (J)	0.0017 (J)
6/2/2017		0.008	0.0015 (J)						
7/7/2017	<0.005								
7/12/2017		0.0063							
7/13/2017			0.0006 (J)						
7/14/2017					0.0008 (J)	<0.005	<0.005	0.0006 (J)	
7/18/2017									0.0018 (J)
3/27/2018		0.0064			0.0014 (J)	0.00076 (J)	0.00066 (J)	0.00082 (J)	
3/28/2018			0.0015 (J)						0.0018 (J)
6/12/2018					0.00073 (J)				
6/13/2018									0.0015 (J)
6/14/2018		0.0075	0.00096 (J)			<0.005	<0.005		
6/15/2018								0.00074 (J)	
10/16/2018	0.00095 (J)								
10/17/2018			<0.005			<0.005			
10/18/2018		0.0056			<0.005		<0.005		
10/19/2018								<0.005	
10/22/2018									<0.005
2/25/2019					<0.005				
2/27/2019						0.001 (J)	0.00083 (J)		0.0014 (J)
2/28/2019		0.0058	<0.005						
3/1/2019								<0.005	
4/1/2019			0.00028 (J)						
4/2/2019	0.00032 (J)	0.0057			0.0003 (J)	0.00024 (J)	0.00015 (J)		
4/3/2019								0.00017 (J)	0.00027 (J)
9/23/2019	0.0012 (J)								
9/25/2019		0.0058	0.00085 (J)						
9/26/2019					0.00074 (J)	0.0008 (J)	0.00046 (J)	0.00067 (J)	0.00087 (J)

ND substitution: RL or RL/2 if <15% NDs.

Confidence Interval

Constituent: Arsenic (mg/L) Analysis Run 8/7/2024 11:56 AM View: Appendix IV

Plant Bowen Client: Southern Company Data: Bowen AP-1

	BGWA-6	BGWC-10	BGWC-12	BGWC-14A	BGWC-16	BGWC-17	BGWC-18	BGWC-19	BGWC-20
2/18/2020	0.0019 (J)								
2/20/2020		0.0067			0.00042 (J)				
2/24/2020			0.00039 (J)			<0.005	<0.005	<0.005	0.00057 (J)
3/19/2020	<0.005		0.00036 (J)		<0.005	<0.005			
3/20/2020							<0.005	<0.005	
3/23/2020		0.0049 (J)							<0.005
5/22/2020				0.001 (J)					
6/23/2020				<0.005					
7/28/2020				0.0011 (J)					
9/2/2020				<0.005					
9/23/2020	<0.005								
9/24/2020		0.006			<0.005	<0.005	<0.005		
9/25/2020			<0.005						
9/28/2020								<0.005	<0.005
10/1/2020				<0.005					
11/10/2020				<0.005					
12/15/2020				<0.005					
1/20/2021				<0.005					
2/18/2021	0.0011 (J)	0.0054		<0.005	<0.005	<0.005	<0.005	<0.005	0.0016 (J)
2/19/2021			0.0011 (J)						
3/24/2021			0.002 (J)	0.002 (J)	0.0013 (J)	0.0017 (J)	0.0014 (J)		
3/26/2021								<0.005	
3/29/2021									<0.005
3/30/2021		0.0053							
3/31/2021	<0.005								
8/16/2021	<0.005								
8/18/2021		0.0083	0.0039 (J)	0.0034 (J)	<0.005				
8/19/2021						0.0014 (J)	0.002 (J)		
8/20/2021								<0.005	<0.005
2/9/2022	<0.005			<0.005					
2/11/2022		0.0094	<0.005		<0.005	<0.005			
2/16/2022							<0.005	0.0022 (J)	0.0031 (J)
7/26/2022	<0.005			<0.005					
7/27/2022			0.0028 (J)		<0.005	<0.005	<0.005	<0.005	<0.005
7/28/2022		0.005							
1/25/2023	<0.005								
1/26/2023			<0.005	<0.005	<0.005	<0.005	<0.005		
1/27/2023		<0.005						<0.005	
1/30/2023									<0.005
8/15/2023	<0.005								
8/16/2023			<0.005	<0.005					
8/17/2023		0.0062			<0.005	<0.005	<0.005		
8/18/2023								<0.005	0.0045 (J)
1/31/2024	<0.005								
2/1/2024		0.006	<0.005	<0.005	0.0011 (J)	<0.005			
2/2/2024							<0.005	0.00086 (J)	
2/5/2024									0.0011 (J)
Mean	0.003749	0.006324	0.002922	0.004219	0.003332	0.003708	0.003692	0.003185	0.003
Std. Dev.	0.001894	0.001653	0.002024	0.001483	0.002097	0.001939	0.001974	0.002119	0.001842
Upper Lim.	0.005	0.007148	0.005	0.005	0.005	0.005	0.005	0.005	0.005
Lower Lim.	0.0013	0.0055	0.0009	0.002	0.0008	0.0014	0.0014	0.0008	0.0015

ND substitution: RL or RL/2 if <15% NDs.

Confidence Interval

Constituent: Arsenic (mg/L) Analysis Run 8/7/2024 11:56 AM View: Appendix IV

Plant Bowen Client: Southern Company Data: Bowen AP-1

	BGWC-21	BGWC-22	BGWC-23	BGWC-24	BGWC-25	BGWC-30	BGWC-31	BGWC-32	BGWC-34D
6/8/2016	0.0015	0.0012 (J)			0.0037				
6/9/2016			0.0012 (J)	0.0016					
8/15/2016					0.003 (J)				
8/18/2016	<0.005	0.0022 (J)	0.003 (J)	0.0054					
10/10/2016	<0.005	0.002 (J)	0.0021 (J)	0.0079	0.0026 (J)				
12/7/2016			0.0023 (J)	0.0121					
12/8/2016	<0.005	<0.005			<0.005				
1/23/2017						<0.005			
2/7/2017						<0.005			
2/17/2017	<0.005	0.0023 (J)							
2/20/2017			0.0025 (J)	0.0063	0.0029 (J)				
3/27/2017						0.0019 (J)			
4/17/2017						0.0017 (J)			
4/19/2017	0.002 (J)		0.0032 (J)	0.0051					
4/20/2017		0.0028 (J)			0.0024 (J)				
5/22/2017						0.0034 (J)			
6/1/2017	0.0011 (J)				0.0025 (J)				
6/5/2017		0.0035 (J)	0.0043 (J)	0.0072		0.0039 (J)			
7/11/2017						0.0016 (J)			
7/17/2017			0.0017 (J)	0.0031 (J)	0.0021 (J)				
7/18/2017	0.0015 (J)								
7/19/2017		0.0028 (J)							
8/23/2017						0.001 (J)			
3/26/2018						0.0015 (J)			
3/28/2018	0.0012 (J)				0.0019 (J)				
3/29/2018		0.0037 (J)	0.0028 (J)	0.0075 (J)					
6/13/2018			0.0019 (J)	0.0045 (J)					
6/14/2018	0.00087 (J)	0.0027 (J)			0.0022 (J)				
6/15/2018						0.00089 (J)			
10/18/2018							0.0034 (J)		
10/19/2018	0.00059 (J)								0.013
10/22/2018		0.0016 (J)	0.0015 (J)	0.0027 (J)	0.0026 (J)	0.00064 (J)		0.00076 (J)	
1/14/2019									0.017
3/1/2019		0.0011 (J)	0.0023 (J)	0.0032 (J)	0.0022 (J)	<0.005			
3/4/2019									0.02
4/2/2019						0.00024 (J)			
4/3/2019	0.00038 (J)	0.0021 (J)	0.00093 (J)	0.0019 (J)					
4/4/2019					0.0016 (J)		0.0036 (J)		0.015
4/5/2019								0.00093 (J)	
9/24/2019							0.0055		0.016
9/26/2019								0.0018 (J)	
9/27/2019		0.0013 (J)	0.00096 (J)			0.00042 (J)			
9/30/2019	<0.005			0.0027 (J)	0.002 (J)				
2/25/2020		0.0014 (J)	0.0012 (J)						
2/26/2020	0.00047 (J)			0.0013 (J)	0.0018 (J)	0.00053 (J)	0.0037 (J)		
2/27/2020								0.00081 (J)	0.017
3/20/2020	<0.005	0.0015 (J)							
3/23/2020			0.0027 (J)			<0.005	0.0054		
3/24/2020					0.0013 (J)			0.0017 (J)	0.02
3/25/2020				<0.005					
9/24/2020	<0.005	0.0019 (J)	0.001 (J)						
9/25/2020				0.0023 (J)		<0.005		0.00093 (J)	

ND substitution: RL or RL/2 if <15% NDs.

Confidence Interval

Constituent: Arsenic (mg/L) Analysis Run 8/7/2024 11:56 AM View: Appendix IV

Plant Bowen Client: Southern Company Data: Bowen AP-1

	BGWC-21	BGWC-22	BGWC-23	BGWC-24	BGWC-25	BGWC-30	BGWC-31	BGWC-32	BGWC-34D
9/28/2020					0.0028 (J)		0.0044 (J)		0.018
2/19/2021	0.00079 (J)	0.0039 (J)	0.0049 (J)	0.0054					0.015
2/22/2021							0.0049 (J)		
2/23/2021					0.004 (J)			0.0032 (J)	
3/8/2021						<0.005			
3/25/2021						0.0015 (J)			
3/26/2021			<0.005	<0.005	0.0025 (J)				
3/29/2021	<0.005	<0.005					0.0038 (J)		
3/30/2021								<0.005	0.016
8/19/2021					0.0019 (J)	<0.005			
8/20/2021	<0.005						0.0054		
8/23/2021		0.0036 (J)	0.0043 (J)	0.0032 (J)					
8/24/2021									0.017
8/25/2021								0.0029 (J)	
2/14/2022			0.0065			<0.005			
2/15/2022		0.007		0.0073					
2/16/2022	0.002 (J)				0.0055		0.007	0.0041 (J)	0.02
7/27/2022					0.0027 (J)				
7/28/2022	<0.005						0.0051		0.015
7/29/2022								<0.005	
8/1/2022			0.0085			0.0034 (J)			
8/2/2022		0.0033 (J)		<0.005					
10/21/2022				0.003 (JR)					
1/27/2023	<0.005				<0.005		0.0035 (J)		
1/30/2023									0.014
1/31/2023								0.004 (J)	
2/1/2023				0.0042 (J)		0.0024 (J)			
2/2/2023			0.01						
2/7/2023		0.0028 (J)							
8/17/2023					<0.005				
8/18/2023							0.0054	0.0039 (J)	0.016
8/21/2023						<0.005			
8/22/2023		0.0095							
8/23/2023	<0.005		0.0062						
8/25/2023				0.0081					
1/30/2024				0.0036 (J)					
2/2/2024							0.0023 (J)		
2/5/2024	<0.005				<0.005				0.013
2/6/2024						0.001 (J)			
2/8/2024		0.0015 (J)	0.0024 (J)					0.0017 (J)	
Mean	0.003225	0.002828	0.003236	0.004504	0.002968	0.002841	0.004529	0.002266	0.01638
Std. Dev.	0.002007	0.001861	0.002365	0.002599	0.001239	0.001878	0.001215	0.001217	0.002277
Upper Lim.	0.005	0.003331	0.003992	0.005418	0.002822	0.005	0.005389	0.003128	0.01786
Lower Lim.	0.0011	0.001915	0.001977	0.003098	0.001978	0.001	0.003668	0.001405	0.01489

ND substitution: RL or RL/2 if <15% NDs.

Confidence Interval

Constituent: Arsenic (mg/L) Analysis Run 8/7/2024 11:56 AM View: Appendix IV

Plant Bowen Client: Southern Company Data: Bowen AP-1

	BGWC-35D	BGWC-36D	BGWC-37D	BGWC-38D	BGWC-39	BGWC-40	BGWC-41D	BGWC-42D	BGWC-43D
10/17/2018		0.00082 (J)							
10/22/2018	0.0019 (J)								
4/2/2019		0.00039 (J)							
4/4/2019	0.0018 (J)								
9/26/2019	0.0035 (J)								
9/27/2019		0.00064 (J)							
2/25/2020	0.0013 (J)		0.04						
2/26/2020		<0.005							
2/27/2020				0.0021 (J)	0.00055 (J)				
2/28/2020						0.00062 (J)			
3/23/2020		<0.005							
3/24/2020			0.028	0.0054	<0.005				
3/25/2020	0.00046 (J)					0.00051 (J)			
9/2/2020				0.0012 (J)			0.00092 (J)		
9/3/2020								0.0023 (J)	0.00099 (J)
9/25/2020	0.0021 (J)		0.033						
9/28/2020		<0.005							
9/29/2020					<0.005	<0.005			
2/22/2021	0.0034 (J)		0.019		0.0026 (J)	0.0024 (J)	0.0033 (J)	0.0068	
3/8/2021		0.00096 (J)							0.0013 (J)
3/9/2021				0.0021 (J)					
3/25/2021		0.0021 (J)							
3/26/2021	0.002 (J)		0.013						
3/29/2021				0.0019 (J)					0.001 (J)
3/30/2021						<0.005			
3/31/2021					<0.005		0.0017 (J)		
4/1/2021								0.002 (J)	
8/19/2021				<0.005					
8/20/2021	0.0021 (J)		0.014					0.0064	
8/23/2021		0.0018 (J)							0.0022 (J)
8/24/2021					0.0028 (J)	0.0021 (J)	0.0027 (J)		
2/14/2022		<0.005		0.0036 (J)					
2/15/2022							0.0062		0.0048 (J)
2/16/2022					0.0052	0.0032 (J)			
2/17/2022	0.0065		0.011					0.009	
7/28/2022	<0.005		0.013			<0.005		0.0033 (J)	
7/29/2022		<0.005					0.0034 (J)		
8/1/2022									0.0045 (J)
8/2/2022				0.0025 (J)	0.0055				
1/30/2023	0.005 (J)		0.0074					0.0088	
1/31/2023						0.0022 (J)			
2/1/2023		0.0032 (J)					0.0084		
2/2/2023					0.0048 (J)				
2/7/2023				<0.005					<0.005
8/18/2023						<0.005			
8/21/2023		0.0062		0.0051					
8/23/2023					0.01		0.011		0.0087
8/24/2023	0.016		0.0086					0.0059	
1/30/2024		0.0017 (J)							0.0034 (J)
2/6/2024				0.0016 (J)					
2/7/2024	0.0073		0.0075			0.00094 (J)	0.0023 (J)	0.004 (J)	
2/8/2024					0.0012 (J)				

ND substitution: RL or RL/2 if <15% NDs.

Confidence Interval

Constituent: Arsenic (mg/L) Analysis Run 8/7/2024 11:56 AM View: Appendix IV

Plant Bowen Client: Southern Company Data: Bowen AP-1

	BGWC-35D	BGWC-36D	BGWC-37D	BGWC-38D	BGWC-39	BGWC-40	BGWC-41D	BGWC-42D	BGWC-43D
Mean	0.00399	0.003058	0.01768	0.003227	0.004332	0.002906	0.004436	0.005389	0.003266
Std. Dev.	0.003974	0.002066	0.01111	0.00162	0.002555	0.00184	0.003386	0.002628	0.002483
Upper Lim.	0.005846	0.002536	0.02571	0.003813	0.005813	0.002501	0.007704	0.007927	0.005663
Lower Lim.	0.001548	0.0008055	0.008994	0.001478	0.001427	0.0009189	0.001167	0.002851	0.0008682

Confidence Interval

Constituent: Arsenic (mg/L) Analysis Run 8/7/2024 11:56 AM View: Appendix IV

Plant Bowen Client: Southern Company Data: Bowen AP-1

	BGWC-44D	BGWC-49D	BGWC-50D	BGWC-51	BGWC-52	BGWC-7	BGWC-8	BGWC-9
6/6/2016								0.0022
6/7/2016							0.00018 (J)	
6/8/2016						0.0024		
8/10/2016							<0.005	
8/11/2016						0.0024 (J)		0.0028 (J)
10/4/2016							<0.005	
10/5/2016								0.002 (J)
10/6/2016						<0.005		
12/2/2016							<0.005	
12/5/2016								<0.005
12/6/2016						<0.005		
2/14/2017							<0.005	
2/15/2017						0.003 (J)		0.0033 (J)
4/14/2017							0.0007 (J)	
4/17/2017								0.0028 (J)
4/18/2017						0.0029 (J)		
5/26/2017							0.0008 (J)	0.0035 (J)
6/2/2017						0.0031 (J)		
7/10/2017							0.0011 (J)	
7/11/2017								0.0033 (J)
7/14/2017						0.0017 (J)		
3/26/2018							0.0009 (J)	
3/27/2018						0.0028 (J)		0.0021 (J)
6/12/2018							0.00065 (J)	0.0015 (J)
6/13/2018						0.0023 (J)		
10/16/2018							0.00064 (J)	
10/17/2018								0.0035 (J)
10/18/2018						0.0015 (J)		
2/25/2019							<0.005	
2/28/2019						0.0011 (J)		
4/1/2019							0.00041 (J)	0.0026 (J)
4/2/2019						0.0016 (J)		
9/24/2019						0.0031 (J)	0.00047 (J)	0.0033 (J)
2/19/2020							0.0011 (J)	
2/20/2020								0.0019 (J)
2/21/2020						0.0018 (J)		
3/18/2020							0.00042 (J)	
3/19/2020						0.0018 (J)		0.0014 (J)
9/3/2020	0.0033 (J)							
9/23/2020							<0.005	
9/24/2020								0.0021 (J)
9/25/2020						0.0025 (J)		
1/28/2021				0.0012 (J)	0.00099 (J)			
2/16/2021							<0.005	
2/17/2021								0.0019 (J)
2/18/2021	0.0078					0.0026 (J)		
2/23/2021				0.0048 (J)	0.0028 (J)			
3/24/2021							0.0012 (J)	0.0025 (J)
3/30/2021				0.0065 (J)	0.001 (J)	0.0017 (J)		
3/31/2021	0.0043 (J)							
4/19/2021		0.0023 (J)	0.0032 (J)					
8/18/2021	0.0019 (J)		0.0018 (J)				0.0014 (J)	0.0025 (J)

ND substitution: RL or RL/2 if <15% NDs.

Confidence Interval

Constituent: Arsenic (mg/L) Analysis Run 8/7/2024 11:56 AM View: Appendix IV

Plant Bowen Client: Southern Company Data: Bowen AP-1

	BGWC-44D	BGWC-49D	BGWC-50D	BGWC-51	BGWC-52	BGWC-7	BGWC-8	BGWC-9
8/19/2021						0.0045 (J)		
8/23/2021				0.0033 (J)	0.002 (J)			
8/24/2021		0.003 (J)						
2/9/2022	0.0062		0.0023 (J)					
2/10/2022							<0.005	0.0018 (J)
2/11/2022						0.0022 (J)		
2/14/2022				<0.005	<0.005			
2/17/2022		0.0057						
7/26/2022	0.0041 (J)		0.0035 (J)				<0.005	<0.005
7/28/2022					<0.005	0.0024 (J)		
8/1/2022		0.0076		<0.005				
1/25/2023	0.0043 (J)		<0.005					
1/26/2023						0.0025 (J)	<0.005	<0.005
1/31/2023				<0.005	<0.005			
2/1/2023		0.0073						
8/15/2023	0.0039 (J)		<0.005					
8/16/2023							<0.005	
8/17/2023						0.0041 (J)		<0.005
8/21/2023				0.0057				
8/22/2023		0.0097			0.005			
1/31/2024	0.004 (J)		0.0019 (J)					
2/1/2024							<0.005	0.0012 (J)
2/2/2024						0.0015 (J)		
2/5/2024				<0.005	<0.005			
2/6/2024		0.0022 (J)						
Mean	0.004422	0.0054	0.003243	0.004611	0.003532	0.00242	0.002799	0.002842
Std. Dev.	0.001687	0.002962	0.001355	0.001531	0.001821	0.0007858	0.002173	0.001181
Upper Lim.	0.006051	0.008918	0.003358	0.005513	0.005	0.002812	0.005	0.00239
Lower Lim.	0.002793	0.001882	0.001722	0.002133	0.00099	0.002028	0.0007	0.001736

ND substitution: RL or RL/2 if <15% NDs.

Confidence Interval

Constituent: Barium (mg/L) Analysis Run 8/7/2024 11:56 AM View: Appendix IV

Plant Bowen Client: Southern Company Data: Bowen AP-1

	BGWA-6	BGWC-10	BGWC-12	BGWC-14A	BGWC-16	BGWC-17	BGWC-18	BGWC-19	BGWC-20
6/6/2016	0.015								
6/7/2016		0.091	0.027		0.027	0.017			
6/8/2016							0.039	0.036	0.036
8/10/2016	0.0142								
8/11/2016					0.0292	0.0152			
8/12/2016			0.026				0.031	0.0412	0.0283
8/16/2016		0.0667							
10/4/2016	0.0137								
10/6/2016			0.0308						
10/7/2016		0.0631			0.0295	0.0225	0.0427	0.0427	
10/10/2016									0.0288
12/1/2016	0.0144								
12/5/2016			0.0258						
12/6/2016		0.0659			0.0367	0.0171	0.0398		
12/7/2016								0.0338	0.0279
2/14/2017	0.0114								
2/15/2017			0.029						
2/16/2017		0.0621			0.0315	0.0187	0.0309	0.0407	
2/17/2017									0.0316
4/13/2017	0.0115								
4/18/2017		0.0545	0.0294		0.0272				
4/19/2017						0.0183	0.0325	0.042	0.0367
5/25/2017	0.0122								
5/30/2017					0.0316	0.0179			
6/1/2017							0.0331	0.0341	0.0361
6/2/2017		0.0555	0.0354						
7/7/2017	0.012								
7/12/2017		0.0572							
7/13/2017			0.0329						
7/14/2017					0.029	0.0191	0.0349	0.0405	
7/18/2017									0.0346
3/27/2018		0.051			0.027	0.015	0.027	0.029	
3/28/2018			0.034						0.03
6/12/2018					0.029				
6/13/2018									0.031
6/14/2018		0.053	0.032			0.016	0.032		
6/15/2018								0.032	
10/16/2018	0.011								
10/17/2018			0.033			0.015			
10/18/2018		0.053			0.026		0.033		
10/19/2018								0.037	
10/22/2018									0.03
2/25/2019					0.028				
2/27/2019						0.014	0.027		0.032
2/28/2019		0.053	0.033						
3/1/2019								0.028	
4/1/2019			0.023						
4/2/2019	0.011	0.045			0.025	0.015	0.028		
4/3/2019								0.033	0.029
9/23/2019	0.012								
9/25/2019		0.047	0.035						
9/26/2019					0.031	0.023	0.042	0.049	0.032

Confidence Interval

Constituent: Barium (mg/L) Analysis Run 8/7/2024 11:56 AM View: Appendix IV

Plant Bowen Client: Southern Company Data: Bowen AP-1

	BGWA-6	BGWC-10	BGWC-12	BGWC-14A	BGWC-16	BGWC-17	BGWC-18	BGWC-19	BGWC-20
2/18/2020	0.012								
2/20/2020		0.049			0.026				
2/24/2020			0.033			0.014	0.028	0.024	0.033
3/19/2020	0.013		0.034		0.027	0.017			
3/20/2020							0.031	0.034	
3/23/2020		0.042							0.032
5/22/2020				0.036					
6/23/2020				0.029					
7/28/2020				0.049					
9/2/2020				0.04					
9/23/2020	0.01								
9/24/2020		0.041			0.028	0.022	0.031		
9/25/2020			0.038						
9/28/2020								0.03	0.032
10/1/2020				0.039					
11/10/2020				0.037					
12/15/2020				0.042					
1/20/2021				0.042					
2/18/2021	0.012	0.039		0.036	0.028	0.017	0.034	0.026	0.039
2/19/2021			0.043						
3/24/2021			0.039	0.032	0.028	0.018	0.031		
3/26/2021								0.028	
3/29/2021									0.033
3/30/2021		0.041							
3/31/2021	0.052								
8/16/2021	0.044								
8/18/2021		0.036	0.042	0.04	0.027				
8/19/2021						0.015	0.029		
8/20/2021								0.035	0.034
2/9/2022	0.043			0.022					
2/11/2022		0.044	0.043		0.03	0.015			
2/16/2022							0.032	0.036	0.035
7/26/2022	0.016			0.038					
7/27/2022			0.045		0.033	0.015	0.029	0.039	0.032
7/28/2022		0.042							
1/25/2023	0.064								
1/26/2023			0.052	0.025	0.033	0.015	0.034		
1/27/2023		0.04						0.023	
1/30/2023									0.036
8/15/2023	0.014								
8/16/2023			0.049	0.041					
8/17/2023		0.039			0.034	0.015	0.033		
8/18/2023								0.034	0.035
1/31/2024	0.055								
2/1/2024		0.038	0.055	0.034	0.032	0.017			
2/2/2024							0.027	0.028	
2/5/2024									0.034
Mean	0.02152	0.05076	0.03597	0.03638	0.02935	0.01695	0.03248	0.03424	0.03276
Std. Dev.	0.01718	0.0124	0.008291	0.006811	0.002871	0.002551	0.004419	0.006404	0.00288
Upper Lim.	0.016	0.05609	0.0401	0.04081	0.03078	0.018	0.03468	0.03743	0.0342
Lower Lim.	0.0115	0.04447	0.03184	0.03194	0.02792	0.015	0.03027	0.03105	0.03132

Confidence Interval

Constituent: Barium (mg/L) Analysis Run 8/7/2024 11:56 AM View: Appendix IV

Plant Bowen Client: Southern Company Data: Bowen AP-1

	BGWC-21	BGWC-22	BGWC-23	BGWC-24	BGWC-25	BGWC-30	BGWC-31	BGWC-32	BGWC-34D
6/8/2016	0.054	0.092			0.038				
6/9/2016			0.11	0.14					
8/15/2016					0.0321				
8/18/2016	0.0479	0.0953	0.0893	0.113					
10/10/2016	0.0433	0.0954	0.0839	0.0888	0.0283				
12/7/2016			0.0912	0.0289					
12/8/2016	0.0474	0.0991			0.0294				
1/23/2017						0.237			
2/7/2017						0.191			
2/17/2017	0.0483	0.0927							
2/20/2017			0.0813	0.0999	0.0275				
3/27/2017						0.197			
4/17/2017						0.192			
4/19/2017	0.0486		0.087	0.114					
4/20/2017		0.086			0.0279				
5/22/2017						0.197			
6/1/2017	0.0468				0.0313				
6/5/2017		0.0875	0.084	0.135		0.201			
7/11/2017						0.179			
7/17/2017			0.0809	0.134	0.0251				
7/18/2017	0.0494								
7/19/2017		0.0877							
8/23/2017						0.15			
3/26/2018						0.1			
3/28/2018	0.043				0.018				
3/29/2018		0.088	0.085	0.08					
6/13/2018			0.091	0.1					
6/14/2018	0.042	0.093			0.019				
6/15/2018						0.087			
10/18/2018							0.055		
10/19/2018	0.038								0.038
10/22/2018		0.088	0.087	0.1	0.018	0.1		0.096	
3/1/2019		0.087	0.097	0.12	0.021	0.078			
4/2/2019						0.075			
4/3/2019	0.033	0.082	0.087	0.095					
4/4/2019					0.016		0.032		0.031
4/5/2019								0.085	
9/24/2019							0.038		0.036
9/26/2019								0.12	
9/27/2019		0.095	0.11			0.08			
9/30/2019	0.036			0.098	0.016				
2/25/2020		0.062	0.12						
2/26/2020	0.024			0.1	0.015	0.062	0.033		
2/27/2020								0.092	0.036
3/20/2020	0.03	0.075							
3/23/2020			0.11			0.075	0.038		
3/24/2020					0.015			0.094	0.043
3/25/2020				0.096					
9/24/2020	0.031	0.093	0.12						
9/25/2020				0.088		0.07		0.14	
9/28/2020					0.016		0.038		0.042
2/19/2021	0.03	0.086	0.12	0.081					0.053

Confidence Interval

Constituent: Barium (mg/L) Analysis Run 8/7/2024 11:56 AM View: Appendix IV

Plant Bowen Client: Southern Company Data: Bowen AP-1

	BGWC-21	BGWC-22	BGWC-23	BGWC-24	BGWC-25	BGWC-30	BGWC-31	BGWC-32	BGWC-34D
2/22/2021							0.041		
2/23/2021					0.019			0.13	
3/8/2021						0.074			
3/25/2021						0.06			
3/26/2021			0.12	0.075	0.018				
3/29/2021	0.025	0.079					0.039		
3/30/2021								0.13	0.048
8/19/2021					0.019	0.094			
8/20/2021	0.024						0.041		
8/23/2021		0.073	0.11	0.077					
8/24/2021									0.048
8/25/2021								0.099	
2/14/2022			0.11			0.072			
2/15/2022		0.074		0.077					
2/16/2022	0.028				0.019		0.042	0.096	0.052
7/27/2022					0.016				
7/28/2022	0.025						0.039		0.051
7/29/2022								0.09	
8/1/2022			0.099			0.061			
8/2/2022		0.074		0.022					
10/21/2022				0.057 (R)					
1/27/2023	0.021				0.015		0.042		
1/30/2023									0.055
1/31/2023								0.1	
2/1/2023				0.052		0.062			
2/2/2023			0.088						
2/7/2023		0.058							
8/17/2023					0.013				
8/18/2023							0.041	0.079	0.052
8/21/2023						0.051			
8/22/2023		0.068							
8/23/2023	0.036		0.06						
8/25/2023				0.045					
1/30/2024				0.042					
2/2/2024							0.044		
2/5/2024	0.027				0.016				0.057
2/6/2024						0.055			
2/8/2024		0.05	0.059					0.086	
Mean	0.03661	0.08243	0.09522	0.08687	0.02114	0.112	0.04021	0.1026	0.04586
Std. Dev.	0.01009	0.01279	0.01732	0.03143	0.006734	0.05944	0.005395	0.01921	0.008179
Upper Lim.	0.04176	0.0888	0.1039	0.1022	0.02379	0.179	0.04385	0.1155	0.05165
Lower Lim.	0.03146	0.07605	0.08659	0.07155	0.01757	0.07	0.03643	0.08909	0.04006

Confidence Interval

Constituent: Barium (mg/L) Analysis Run 8/7/2024 11:56 AM View: Appendix IV

Plant Bowen Client: Southern Company Data: Bowen AP-1

	BGWC-35D	BGWC-36D	BGWC-37D	BGWC-38D	BGWC-39	BGWC-40	BGWC-41D	BGWC-42D	BGWC-43D
10/17/2018		0.11							
10/22/2018	0.065								
4/2/2019		0.074							
4/4/2019	0.071								
9/26/2019	0.085								
9/27/2019		0.084							
2/25/2020	0.099		0.12						
2/26/2020		0.064							
2/27/2020				0.24	0.06				
2/28/2020						0.045			
3/23/2020		0.062							
3/24/2020			0.1	0.17	0.04				
3/25/2020	0.12					0.048			
9/2/2020				0.19			0.046		
9/3/2020								0.087	0.083
9/25/2020	0.11		0.1						
9/28/2020		0.067							
9/29/2020					0.096	0.047			
2/22/2021	0.091		0.09		0.054	0.061	0.053	0.13	
3/8/2021		0.073							0.068
3/9/2021				0.096					
3/25/2021		0.073							
3/26/2021	0.07		0.089						
3/29/2021				0.082					0.065
3/30/2021						0.06			
3/31/2021					0.06		0.058		
4/1/2021								0.058	
8/19/2021				0.14					
8/20/2021	0.069		0.09					0.12	
8/23/2021		0.066							0.07
8/24/2021					0.065	0.053	0.06		
2/14/2022		0.064		0.15					
2/15/2022							0.063		0.076
2/16/2022					0.067	0.055			
2/17/2022	0.071		0.087					0.12	
7/28/2022	0.06		0.094			0.047		0.084	
7/29/2022		0.062					0.06		
8/1/2022									0.066
8/2/2022				0.12	0.07				
1/30/2023	0.059		0.087					0.13	
1/31/2023						0.047			
2/1/2023		0.058					0.071		
2/2/2023					0.039				
2/7/2023				0.11					0.059
8/18/2023						0.038			
8/21/2023		0.06		0.1					
8/23/2023					0.072		0.065		0.062
8/24/2023	0.056		0.095					0.074	
1/30/2024		0.06							0.072
2/6/2024				0.16					
2/7/2024	0.05		0.077			0.039	0.072	0.06	
2/8/2024					0.043				

Confidence Interval

Constituent: Barium (mg/L) Analysis Run 8/7/2024 11:56 AM View: Appendix IV

Plant Bowen Client: Southern Company Data: Bowen AP-1

	BGWC-35D	BGWC-36D	BGWC-37D	BGWC-38D	BGWC-39	BGWC-40	BGWC-41D	BGWC-42D	BGWC-43D
Mean	0.07686	0.06979	0.09355	0.1416	0.06055	0.04909	0.06089	0.09589	0.069
Std. Dev.	0.02111	0.01358	0.01091	0.04698	0.01666	0.007529	0.008223	0.0294	0.007331
Upper Lim.	0.09181	0.074	0.1026	0.1808	0.07443	0.05537	0.06883	0.1243	0.07608
Lower Lim.	0.0619	0.06	0.08445	0.1025	0.04666	0.04282	0.05295	0.06751	0.06192

Confidence Interval

Constituent: Barium (mg/L) Analysis Run 8/7/2024 11:56 AM View: Appendix IV

Plant Bowen Client: Southern Company Data: Bowen AP-1

	BGWC-44D	BGWC-49D	BGWC-50D	BGWC-51	BGWC-52	BGWC-7	BGWC-8	BGWC-9
6/6/2016								0.034
6/7/2016							0.0051	
6/8/2016						0.048		
8/10/2016							0.0264	
8/11/2016						0.0428		0.0305
10/4/2016							0.0316	
10/5/2016								0.0289
10/6/2016						0.0404		
12/2/2016							0.026	
12/5/2016								0.0269
12/6/2016						0.0385		
2/14/2017							0.0299	
2/15/2017						0.039		0.0299
4/14/2017							0.0275	
4/17/2017								0.0318
4/18/2017						0.0392		
5/26/2017							0.0328	0.0341
6/2/2017						0.0407		
7/10/2017							0.0305	
7/11/2017								0.0355
7/14/2017						0.0394		
3/26/2018							0.029	
3/27/2018						0.039		0.026
6/12/2018							0.031	0.024
6/13/2018						0.038		
10/16/2018							0.034	
10/17/2018								0.037
10/18/2018						0.037		
2/25/2019							0.03	
2/28/2019						0.041		
4/1/2019							0.025	0.027
4/2/2019						0.031		
9/24/2019						0.035	0.03	0.035
2/19/2020							0.032	
2/20/2020								0.025
2/21/2020						0.03		
3/18/2020							0.028	
3/19/2020						0.031		0.028
9/3/2020	0.02							
9/23/2020							0.029	
9/24/2020								0.031
9/25/2020						0.03		
1/28/2021				0.061	0.076			
2/16/2021							0.028	
2/17/2021								0.03
2/18/2021	0.026					0.031		
2/23/2021				0.054	0.095			
3/24/2021							0.027	0.026
3/30/2021				0.051	0.084	0.035		
3/31/2021	0.025							
4/19/2021		0.077	0.033					
8/18/2021	0.021		0.028				0.029	0.025

Confidence Interval

Constituent: Barium (mg/L) Analysis Run 8/7/2024 11:56 AM View: Appendix IV

Plant Bowen Client: Southern Company Data: Bowen AP-1

	BGWC-44D	BGWC-49D	BGWC-50D	BGWC-51	BGWC-52	BGWC-7	BGWC-8	BGWC-9
8/19/2021						0.028		
8/23/2021				0.044	0.063			
8/24/2021		0.094						
2/9/2022	0.023		0.049					
2/10/2022							0.027	0.026
2/11/2022						0.029		
2/14/2022				0.011	0.029			
2/17/2022		0.077						
7/26/2022	0.022		0.051				0.029	0.029
7/28/2022					0.021	0.028		
8/1/2022		0.062		0.0081				
1/25/2023	0.012		0.067					
1/26/2023						0.029	0.029	0.027
1/31/2023				0.011	0.032			
2/1/2023		0.055						
8/15/2023	0.033		0.062					
8/16/2023							0.027	
8/17/2023						0.027		0.03
8/21/2023				0.0094				
8/22/2023		0.074			0.029			
1/31/2024	0.036		0.055					
2/1/2024							0.027	0.027
2/2/2024						0.023		
2/5/2024				0.0058	0.019			
2/6/2024		0.057						
Mean	0.02422	0.07086	0.04929	0.02837	0.04978	0.0348	0.02803	0.02936
Std. Dev.	0.007102	0.0138	0.01431	0.02335	0.02965	0.006113	0.00526	0.003662
Upper Lim.	0.03108	0.08725	0.06629	0.061	0.07748	0.03785	0.03021	0.03123
Lower Lim.	0.01736	0.05446	0.03228	0.0058	0.02246	0.03175	0.02715	0.02749

Confidence Interval

Constituent: Beryllium (mg/L) Analysis Run 8/7/2024 11:56 AM View: Appendix IV

Plant Bowen Client: Southern Company Data: Bowen AP-1

	BGWC-12	BGWC-16	BGWC-17	BGWC-18	BGWC-19	BGWC-22	BGWC-23	BGWC-24	BGWC-36D
6/7/2016	<0.0005	<0.0005	<0.0005						
6/8/2016				<0.0005	<0.0005	<0.0005			
6/9/2016							<0.0005	<0.0005	
8/11/2016		<0.0005	<0.0005						
8/12/2016	<0.0005			<0.0005	<0.0005				
8/18/2016						<0.0005	<0.0005	<0.0005	
10/6/2016	<0.0005								
10/7/2016		<0.0005	<0.0005	<0.0005	<0.0005				
10/10/2016						<0.0005	<0.0005	<0.0005	
12/5/2016	<0.0005								
12/6/2016		<0.0005	<0.0005	<0.0005					
12/7/2016					<0.0005		<0.0005	<0.0005	
12/8/2016						<0.0005			
2/15/2017	<0.0005								
2/16/2017		<0.0005	<0.0005	<0.0005	<0.0005				
2/17/2017						<0.0005			
2/20/2017							<0.0005	<0.0005	
4/18/2017	<0.0005	<0.0005							
4/19/2017			<0.0005	<0.0005	8E-05 (J)		<0.0005	<0.0005	
4/20/2017						<0.0005			
5/30/2017		<0.0005	<0.0005						
6/1/2017				9E-05 (J)	7E-05 (J)				
6/2/2017	<0.0005								
6/5/2017						<0.0005	<0.0005	<0.0005	
7/13/2017	<0.0005								
7/14/2017		<0.0005	<0.0005	<0.0005	<0.0005				
7/17/2017							<0.0005	<0.0005	
7/19/2017						<0.0005			
3/27/2018		<0.0005	<0.0005	<0.0005	<0.0005				
3/28/2018	<0.0005								
3/29/2018						<0.0005	<0.0005	<0.0005	
2/25/2019		8.7E-05 (J)							
2/27/2019			<0.0005	0.00011 (J)					
2/28/2019	7.6E-05 (J)								
3/1/2019					<0.0005	0.00012 (J)	<0.0005	<0.0005	
4/1/2019	<0.0005								
4/2/2019		6.3E-05 (J)	<0.0005	5.2E-05 (J)					7E-05 (J)
4/3/2019					<0.0005	6.7E-05 (J)	<0.0005	<0.0005	
9/25/2019	<0.0005								
9/26/2019		8E-05 (J)	<0.0005	<0.0005	<0.0005				
9/27/2019						9.9E-05 (J)	<0.0005		<0.0005
9/30/2019								9.3E-05 (J)	
2/20/2020		0.00012 (J)							
2/24/2020	<0.0005		<0.0005	<0.0005	<0.0005				
2/25/2020						9.3E-05 (J)	<0.0005		
2/26/2020								0.0001 (J)	<0.0005
3/19/2020	<0.0005	0.00012 (J)	<0.0005						
3/20/2020				7.6E-05 (J)	<0.0005	8.8E-05 (J)			
3/23/2020							<0.0005		<0.0005
3/25/2020								0.0001 (J)	
9/24/2020		0.00011 (J)	5.4E-05 (J)	<0.0005		0.00012 (J)	5.4E-05 (J)		
9/25/2020	<0.0005							0.00013 (J)	

ND substitution: RL or RL/2 if <15% NDs.

Confidence Interval

Constituent: Beryllium (mg/L) Analysis Run 8/7/2024 11:56 AM View: Appendix IV

Plant Bowen Client: Southern Company Data: Bowen AP-1

	BGWC-12	BGWC-16	BGWC-17	BGWC-18	BGWC-19	BGWC-22	BGWC-23	BGWC-24	BGWC-36D
9/28/2020					8.8E-05 (J)				<0.0005
2/18/2021		0.00013 (J)	6.5E-05 (J)	6.8E-05 (J)	5.2E-05 (J)				
2/19/2021	4.6E-05 (J)					0.00013 (J)	<0.0005	0.00018 (J)	
3/8/2021									<0.0005
3/24/2021	<0.0005	0.00014 (J)	<0.0005	6.1E-05 (J)					
3/25/2021									<0.0005
3/26/2021					5.5E-05 (J)		<0.0005	<0.0005	
3/29/2021						0.00011 (J)			
8/18/2021	<0.0005	0.00013 (J)							
8/19/2021			6.1E-05 (J)	<0.0005					
8/20/2021					8.7E-05 (J)				
8/23/2021						0.00011 (J)	<0.0005	0.00017 (J)	<0.0005
2/11/2022	<0.0005	0.00013 (J)	<0.0005						
2/14/2022							<0.0005		<0.0005
2/15/2022						0.00012 (J)		0.00027 (J)	
2/16/2022				6.3E-05 (J)	0.0001 (J)				
7/27/2022	<0.0005	0.00017 (J)	5.8E-05 (J)	<0.0005	6.1E-05 (J)				
7/29/2022									<0.0005
8/1/2022							<0.0005		
8/2/2022						0.00012 (J)		<0.0005	
10/21/2022								0.00022 (JR)	
1/26/2023	<0.0005	0.00015 (J)	<0.0005	0.0001 (J)					
1/27/2023					<0.0005				
2/1/2023								0.00031 (J)	<0.0005
2/2/2023							<0.0005		
2/7/2023						0.00013 (J)			
8/16/2023	<0.0005								
8/17/2023		0.00017 (J)	5.7E-05 (J)	<0.0005					
8/18/2023					<0.0005				
8/21/2023									<0.0005
8/22/2023						0.00014 (J)			
8/23/2023							<0.0005		
8/25/2023								0.00024 (J)	
1/30/2024								0.00028 (J)	<0.0005
2/1/2024	<0.0005	0.00022 (J)	<0.0005						
2/2/2024				<0.0005	<0.0005				
2/8/2024						0.00013 (J)	<0.0005		
Mean	0.0004618	0.0002748	0.0004041	0.000353	0.0003519	0.0002642	0.0004806	0.000358	0.0004669
Std. Dev.	0.0001266	0.0001872	0.000186	0.0002061	0.0002076	0.0001939	9.3E-05	0.000166	0.0001193
Upper Lim.	0.0005	0.0005	0.0005	0.0005	0.0005	0.0005	0.0005	0.0005	0.0005
Lower Lim.	7.6E-05	0.00012	6.5E-05	9E-05	8.7E-05	0.00011	5.4E-05	0.00018	7E-05

ND substitution: RL or RL/2 if <15% NDs.

Confidence Interval

Constituent: Beryllium (mg/L) Analysis Run 8/7/2024 11:56 AM View: Appendix IV

Plant Bowen Client: Southern Company Data: Bowen AP-1

	BGWC-38D	BGWC-39	BGWC-51	BGWC-52
2/27/2020	8.8E-05 (J)	<0.0005		
3/24/2020	<0.0005	7.9E-05 (J)		
9/2/2020	6E-05 (J)			
9/29/2020		<0.0005		
1/28/2021			8.3E-05 (J)	<0.0005
2/22/2021		<0.0005		
2/23/2021			0.00011 (J)	<0.0005
3/9/2021	<0.0005			
3/29/2021	<0.0005			
3/30/2021			0.00021 (J)	5.2E-05 (J)
3/31/2021		<0.0005		
8/19/2021	5.9E-05 (J)			
8/23/2021			0.00013 (J)	<0.0005
8/24/2021		<0.0005		
2/14/2022	<0.0005		7E-05 (J)	<0.0005
2/16/2022		<0.0005		
7/28/2022				<0.0005
8/1/2022			<0.0005	
8/2/2022	5.4E-05 (J)	<0.0005		
1/31/2023			7.2E-05 (J)	<0.0005
2/2/2023		<0.0005		
2/7/2023	8.7E-05 (J)			
8/21/2023	<0.0005		<0.0005	
8/22/2023				<0.0005
8/23/2023		<0.0005		
2/5/2024			<0.0005	<0.0005
2/6/2024	<0.0005			
2/8/2024		<0.0005		
Mean	0.0003044	0.0004617	0.0002417	0.0004502
Std. Dev.	0.000225	0.0001269	0.0001983	0.0001493
Upper Lim.	0.0005	0.0005	0.0005	0.0005
Lower Lim.	5.9E-05	0.0005	7E-05	5.2E-05

ND substitution: RL or RL/2 if <15% NDs.

Confidence Interval

Constituent: Cadmium (mg/L) Analysis Run 8/7/2024 11:56 AM View: Appendix IV

Plant Bowen Client: Southern Company Data: Bowen AP-1

	BGWC-14A	BGWC-16	BGWC-17	BGWC-18	BGWC-19	BGWC-20	BGWC-22	BGWC-23	BGWC-24
6/7/2016		0.0011 (J)	<0.0005						
6/8/2016				0.00063 (J)	<0.0005	<0.0005	<0.0005		
6/9/2016								<0.0005	0.00052 (J)
8/11/2016		0.0011	0.0001 (J)						
8/12/2016				0.0004 (J)	<0.0005	<0.0005			
8/18/2016							<0.0005	<0.0005	0.0009 (J)
10/7/2016		0.0012	0.0002 (J)	0.0008 (J)	0.0001 (J)				
10/10/2016						<0.0005	<0.0005	<0.0005	0.0017
12/6/2016		0.0012	0.0001 (J)	0.0006 (J)					
12/7/2016					<0.0005	<0.0005		<0.0005	0.0004 (J)
12/8/2016							0.0002 (J)		
2/16/2017		0.0015	0.0001 (J)	0.0002 (J)	<0.0005				
2/17/2017						8E-05 (J)	<0.0005		
2/20/2017								<0.0005	0.0028
4/18/2017		0.0012							
4/19/2017			0.0001 (J)	9E-05 (J)	<0.0005	<0.0005		<0.0005	0.0035
4/20/2017							<0.0005		
5/30/2017		0.0011	0.0002 (J)						
6/1/2017				0.0003 (J)	0.0001 (J)	<0.0005			
6/5/2017							<0.0005	<0.0005	0.0035
7/14/2017		0.0012	0.0002 (J)	0.0002 (J)	<0.0005				
7/17/2017								<0.0005	0.0037
7/18/2017						<0.0005			
7/19/2017							<0.0005		
3/27/2018		0.0013	<0.0005	<0.0005	<0.0005				
3/28/2018						<0.0005			
3/29/2018							<0.0005	<0.0005	0.0063
6/12/2018		0.0011							
6/13/2018						<0.0005		<0.0005	0.0053
6/14/2018			0.00015 (J)	<0.0005			<0.0005		
6/15/2018					<0.0005				
10/17/2018			<0.0005						
10/18/2018		0.0012		0.00032 (J)					
10/19/2018					<0.0005				
10/22/2018						<0.0005	<0.0005	<0.0005	0.0053
2/25/2019		0.0016							
2/27/2019			<0.0005	<0.0005		<0.0005			
3/1/2019					<0.0005		0.00013 (J)	0.00019 (J)	0.0058
4/2/2019		0.0014	<0.0005	7.3E-05 (J)					
4/3/2019					<0.0005	<0.0005	<0.0005	<0.0005	0.0053
9/26/2019		0.0017 (J)	0.00015 (J)	<0.0005	0.0002 (J)	<0.0005			
9/27/2019							<0.0005	<0.0005	
9/30/2019									0.0075
2/20/2020		0.0019 (J)							
2/24/2020			<0.0005	0.00024 (J)	<0.0005	<0.0005			
2/25/2020							<0.0005	<0.0005	
2/26/2020									0.0064
3/19/2020		0.0017 (J)	<0.0005						
3/20/2020				<0.0005	<0.0005		<0.0005		
3/23/2020						<0.0005		<0.0005	
3/25/2020									0.0082
5/22/2020	<0.0005								

ND substitution: RL or RL/2 if <15% NDs.

Confidence Interval

Constituent: Cadmium (mg/L) Analysis Run 8/7/2024 11:56 AM View: Appendix IV

Plant Bowen Client: Southern Company Data: Bowen AP-1

	BGWC-14A	BGWC-16	BGWC-17	BGWC-18	BGWC-19	BGWC-20	BGWC-22	BGWC-23	BGWC-24
6/23/2020	<0.0005								
7/28/2020	<0.0005								
9/2/2020	0.00014 (J)								
9/24/2020		0.0018 (J)	0.00024 (J)	<0.0005			0.00033 (J)	<0.0005	
9/25/2020									0.0081
9/28/2020					<0.0005	<0.0005			
10/1/2020	0.00019 (J)								
11/10/2020	0.00019 (J)								
12/15/2020	0.00017								
1/20/2021	<0.0005								
2/18/2021	<0.0005	0.0018	<0.0005	<0.0005	<0.0005	<0.0005			
2/19/2021							0.00038 (J)	<0.0005	0.0068
3/24/2021	0.00016 (J)	0.0018	<0.0005	<0.0005					
3/26/2021					<0.0005			<0.0005	0.0062
3/29/2021						<0.0005	<0.0005		
8/18/2021	0.00021 (J)	0.0018							
8/19/2021			0.00017 (J)	<0.0005					
8/20/2021					<0.0005	<0.0005			
8/23/2021							0.00019 (J)	<0.0005	0.0039
2/9/2022	0.00021 (J)								
2/11/2022		0.0019	0.00016 (J)						
2/14/2022								<0.0005	
2/15/2022							0.0002 (J)		0.0042
2/16/2022				<0.0005	<0.0005	<0.0005			
7/26/2022	0.0004 (J)								
7/27/2022		0.0024	0.00029 (J)	<0.0005	<0.0005	<0.0005			
8/1/2022								<0.0005	
8/2/2022							0.00012 (J)		0.00026 (J)
10/21/2022									0.0031 (R)
1/26/2023	<0.0005	0.0021	<0.0005	<0.0005					
1/27/2023					<0.0005				
1/30/2023						<0.0005			
2/1/2023									0.0032
2/2/2023								<0.0005	
2/7/2023							0.001		
8/16/2023	0.00057								
8/17/2023		0.002	0.00028 (J)	<0.0005					
8/18/2023					<0.0005	<0.0005			
8/22/2023							0.00091		
8/23/2023								<0.0005	
8/25/2023									0.0033
1/30/2024									0.0022
2/1/2024	0.0005	0.0024	0.00023 (J)						
2/2/2024				<0.0005	<0.0005				
2/5/2024						<0.0005			
2/8/2024							0.0014	<0.0005	
Mean	0.0003588	0.00158	0.0003068	0.0004341	0.000456	0.0004832	0.0004944	0.0004876	0.004168
Std. Dev.	0.0001654	0.0004072	0.0001682	0.0001694	0.0001227	8.4E-05	0.000276	6.2E-05	0.00236
Upper Lim.	0.0005	0.001783	0.0005	0.0006	0.0005	0.0005	0.00091	0.0005	0.005319
Lower Lim.	0.00017	0.001377	0.00016	0.00032	0.0002	8E-05	0.00038	0.00019	0.003018

ND substitution: RL or RL/2 if <15% NDs.

Confidence Interval

Constituent: Cadmium (mg/L) Analysis Run 8/7/2024 11:56 AM View: Appendix IV

Plant Bowen Client: Southern Company Data: Bowen AP-1

	BGWC-30	BGWC-38D	BGWC-39	BGWC-43D	BGWC-51	BGWC-52
1/23/2017	0.0003 (J)					
2/7/2017	0.0006 (J)					
3/27/2017	0.0003 (J)					
4/17/2017	0.0002 (J)					
5/22/2017	0.0003 (J)					
6/5/2017	0.0003 (J)					
7/11/2017	0.0005 (J)					
8/23/2017	0.0004 (J)					
3/26/2018	<0.0005					
6/15/2018	0.0002 (J)					
10/22/2018	<0.0005					
3/1/2019	<0.0005					
4/2/2019	7.9E-05 (J)					
9/27/2019	<0.0005					
2/26/2020	<0.0005					
2/27/2020		0.00081 (J)	<0.0005			
3/23/2020	<0.0005					
3/24/2020		<0.0005	<0.0005			
9/2/2020		0.00032 (J)				
9/3/2020				0.0011 (J)		
9/25/2020	<0.0005					
9/29/2020			0.0002 (J)			
1/28/2021					0.00031 (J)	0.00025 (J)
2/22/2021			0.00014 (J)			
2/23/2021					0.00043 (J)	<0.0005
3/8/2021	<0.0005			0.0003 (J)		
3/9/2021		<0.0005				
3/25/2021	<0.0005					
3/29/2021		<0.0005		0.00019 (J)		
3/30/2021					0.0007	0.00018 (J)
3/31/2021			0.00018 (J)			
8/19/2021	<0.0005	<0.0005				
8/23/2021				0.00036 (J)	0.00043 (J)	0.00018 (J)
8/24/2021			0.00031 (J)			
2/14/2022	<0.0005	<0.0005			<0.0005	<0.0005
2/15/2022				0.0015		
2/16/2022			0.00012 (J)			
7/28/2022						<0.0005
8/1/2022	<0.0005			0.0011	<0.0005	
8/2/2022		<0.0005	<0.0005			
1/31/2023					<0.0005	<0.0005
2/1/2023	<0.0005					
2/2/2023			<0.0005			
2/7/2023		<0.0005		0.00014 (J)		
8/21/2023	<0.0005	<0.0005			<0.0005	
8/22/2023						<0.0005
8/23/2023			0.00017 (J)	0.00029 (J)		
1/30/2024				0.00034 (J)		
2/5/2024					<0.0005	<0.0005
2/6/2024	<0.0005	<0.0005				
2/8/2024			<0.0005			
Mean	0.0004272	0.0005118	0.0003291	0.0005911	0.0004856	0.0004011

ND substitution: RL or RL/2 if <15% NDs.

Confidence Interval

Constituent: Cadmium (mg/L) Analysis Run 8/7/2024 11:56 AM View: Appendix IV

Plant Bowen Client: Southern Company Data: Bowen AP-1

	BGWC-30	BGWC-38D	BGWC-39	BGWC-43D	BGWC-51	BGWC-52
Std. Dev.	0.0001298	0.0001127	0.0001703	0.0005	0.0001025	0.0001497
Upper Lim.	0.0005	0.0005	0.0005	0.001002	0.0007	0.0005
Lower Lim.	0.0003	0.0005	0.00014	0.00018	0.00031	0.00018

Confidence Interval

Constituent: Chromium (mg/L) Analysis Run 8/7/2024 11:56 AM View: Appendix IV

Plant Bowen Client: Southern Company Data: Bowen AP-1

	BGWA-6	BGWC-10	BGWC-12	BGWC-14A	BGWC-16	BGWC-17	BGWC-18	BGWC-20	BGWC-21
6/6/2016	<0.005								
6/7/2016		<0.005	<0.005		<0.005	<0.005			
6/8/2016							<0.005	<0.005	<0.005
8/10/2016	0.0044 (J)								
8/11/2016					<0.005	<0.005			
8/12/2016			<0.005				<0.005	<0.005	
8/16/2016		<0.005							
8/18/2016									<0.005
10/4/2016	<0.005								
10/6/2016			<0.005						
10/7/2016		<0.005			<0.005	<0.005	0.0011 (J)		
10/10/2016								<0.005	<0.005
12/1/2016	<0.005								
12/5/2016			<0.005						
12/6/2016		<0.005			<0.005	<0.005	<0.005		
12/7/2016								<0.005	
12/8/2016									<0.005
2/14/2017	<0.005								
2/15/2017			<0.005						
2/16/2017		<0.005			<0.005	<0.005	<0.005		
2/17/2017								<0.005	<0.005
4/13/2017	<0.005								
4/18/2017		<0.005	<0.005		<0.005				
4/19/2017						<0.005	<0.005	<0.005	<0.005
5/25/2017	<0.005								
5/30/2017					<0.005	<0.005			
6/1/2017							<0.005	<0.005	<0.005
6/2/2017		<0.005	0.0003 (J)						
7/7/2017	<0.005								
7/12/2017		<0.005							
7/13/2017			<0.005						
7/14/2017					<0.005	<0.005	<0.005		
7/18/2017								<0.005	<0.005
3/27/2018		<0.005			<0.005	<0.005	<0.005		
3/28/2018			<0.005					<0.005	<0.005
2/25/2019					<0.005				
2/27/2019						<0.005	<0.005	0.0048 (J)	
2/28/2019		<0.005	<0.005						
4/1/2019			<0.005						
4/2/2019	<0.005	<0.005			<0.005	0.00044 (J)	<0.005		
4/3/2019								0.00088 (J)	<0.005
9/23/2019	<0.005								
9/25/2019		<0.005	0.00055 (J)						
9/26/2019					<0.005	<0.005	<0.005	0.0022 (J)	
9/30/2019									<0.005
2/18/2020	<0.005								
2/20/2020		<0.005			<0.005				
2/24/2020			<0.005			<0.005	<0.005	0.00096 (J)	
2/26/2020									<0.005
3/19/2020	0.0015 (J)		0.0004 (J)		0.00071 (J)	0.00039 (J)			
3/20/2020							0.00046 (J)		0.00041 (J)
3/23/2020		0.0011 (J)						0.00091 (J)	

ND substitution: RL or RL/2 if <15% NDs.

Confidence Interval

Constituent: Chromium (mg/L) Analysis Run 8/7/2024 11:56 AM View: Appendix IV

Plant Bowen Client: Southern Company Data: Bowen AP-1

	BGWA-6	BGWC-10	BGWC-12	BGWC-14A	BGWC-16	BGWC-17	BGWC-18	BGWC-20	BGWC-21
5/22/2020				<0.005					
6/23/2020				<0.005					
7/28/2020				<0.005					
9/2/2020				<0.005					
9/23/2020	<0.005								
9/24/2020		<0.005			<0.005	<0.005	<0.005		<0.005
9/25/2020			0.00058 (J)						
9/28/2020								0.0028 (J)	
10/1/2020				<0.005					
11/10/2020				<0.005					
12/15/2020				<0.005					
1/20/2021				<0.005					
2/18/2021	<0.005	<0.005		0.026	0.0019 (J)	<0.005	<0.005	0.00078 (J)	
2/19/2021			<0.005						<0.005
3/24/2021			0.00079 (J)	<0.005	<0.005	<0.005	0.00065 (J)		
3/29/2021								0.0011 (J)	0.0025 (J)
3/30/2021		<0.005							
3/31/2021	<0.005								
8/16/2021	<0.005								
8/18/2021		<0.005	<0.005	<0.005	<0.005				
8/19/2021						<0.005	<0.005		
8/20/2021								<0.005	<0.005
2/9/2022	<0.005			<0.005					
2/11/2022		<0.005	<0.005		<0.005	<0.005			
2/16/2022							<0.005	<0.005	<0.005
7/26/2022	<0.005			<0.005					
7/27/2022			<0.005		<0.005	<0.005	<0.005	<0.005	
7/28/2022		<0.005							<0.005
1/25/2023	<0.005								
1/26/2023			0.0018 (J)	0.0014 (J)	<0.005	<0.005	<0.005		
1/27/2023		<0.005							<0.005
1/30/2023								<0.005	
8/15/2023	<0.005								
8/16/2023			<0.005	<0.005					
8/17/2023		<0.005			<0.005	<0.005	<0.005		
8/18/2023								<0.005	
8/23/2023									<0.005
1/31/2024	<0.005								
2/1/2024		<0.005	<0.005	<0.005	<0.005	<0.005			
2/2/2024							<0.005		
2/5/2024								<0.005	<0.005
Mean	0.004805	0.00483	0.003888	0.006087	0.004679	0.004601	0.004444	0.003888	0.004678
Std. Dev.	0.0007684	0.0008132	0.001932	0.005385	0.00108	0.001321	0.001471	0.001749	0.001092
Upper Lim.	0.005	0.005	0.005	0.026	0.005	0.005	0.005	0.005	0.005
Lower Lim.	0.0044	0.0011	0.0018	0.0014	0.0019	0.00044	0.0011	0.0022	0.0025

ND substitution: RL or RL/2 if <15% NDs.

Confidence Interval

Constituent: Chromium (mg/L) Analysis Run 8/7/2024 11:56 AM View: Appendix IV

Plant Bowen Client: Southern Company Data: Bowen AP-1

	BGWC-23	BGWC-24	BGWC-25	BGWC-30	BGWC-31	BGWC-32	BGWC-35D	BGWC-36D	BGWC-37D
6/8/2016			<0.005						
6/9/2016	<0.005	<0.005							
8/15/2016			<0.005						
8/18/2016	<0.005	<0.005							
10/10/2016	<0.005	0.0009 (J)	<0.005						
12/7/2016	0.002 (J)	<0.005							
12/8/2016			<0.005						
1/23/2017				0.001 (J)					
2/7/2017				<0.005					
2/20/2017	<0.005	<0.005	<0.005						
3/27/2017				<0.005					
4/17/2017				<0.005					
4/19/2017	<0.005	<0.005							
4/20/2017			<0.005						
5/22/2017				0.0004 (J)					
6/1/2017			<0.005						
6/5/2017	<0.005	<0.005		0.0004 (J)					
7/11/2017				0.0012 (J)					
7/17/2017	<0.005	<0.005	<0.005						
8/23/2017				0.0009 (J)					
3/26/2018				<0.005					
3/28/2018			<0.005						
3/29/2018	<0.005	<0.005							
3/1/2019	0.0033 (J)	<0.005	<0.005	<0.005					
4/2/2019				0.00095 (J)				0.001 (J)	
4/3/2019	0.00057 (J)	<0.005							
4/4/2019			<0.005		<0.005		0.0011 (J)		
4/5/2019						<0.005			
9/24/2019					0.00064 (J)				
9/26/2019						0.00062 (J)	0.00067 (J)		
9/27/2019	<0.005			0.00056 (J)				0.0006 (J)	
9/30/2019		<0.005	0.0021 (J)						
2/25/2020	<0.005						<0.005		<0.005
2/26/2020		0.00051 (J)	<0.005	0.00073 (J)	<0.005			<0.005	
2/27/2020						0.00072 (J)			
3/23/2020	0.00043 (J)			0.00098 (J)	0.0011 (J)			<0.005	
3/24/2020			<0.005			0.0012 (J)			0.00068 (J)
3/25/2020		<0.005					<0.005		
9/24/2020	<0.005								
9/25/2020		0.00058 (J)		0.00087 (J)		0.00057 (J)	0.00072 (J)		0.00068 (J)
9/28/2020			<0.005		0.00056 (J)			<0.005	
2/19/2021	<0.005	<0.005							
2/22/2021					<0.005		<0.005		<0.005
2/23/2021			<0.005			<0.005			
3/8/2021				0.0011 (J)				0.00057 (J)	
3/25/2021				0.00082 (J)				0.00057 (J)	
3/26/2021	<0.005	<0.005	<0.005				<0.005		<0.005
3/29/2021					<0.005				
3/30/2021						<0.005			
8/19/2021			<0.005	<0.005					
8/20/2021					<0.005		<0.005		<0.005
8/23/2021	0.0015 (J)	<0.005						<0.005	

ND substitution: RL or RL/2 if <15% NDs.

Confidence Interval

Constituent: Chromium (mg/L) Analysis Run 8/7/2024 11:56 AM View: Appendix IV

Plant Bowen Client: Southern Company Data: Bowen AP-1

	BGWC-23	BGWC-24	BGWC-25	BGWC-30	BGWC-31	BGWC-32	BGWC-35D	BGWC-36D	BGWC-37D
8/25/2021						0.0043 (J)			
2/14/2022	<0.005			0.0014 (J)				<0.005	
2/15/2022		<0.005							
2/16/2022			<0.005		<0.005	<0.005			
2/17/2022							<0.005		<0.005
7/27/2022			<0.005						
7/28/2022					<0.005		<0.005		<0.005
7/29/2022						<0.005		<0.005	
8/1/2022	<0.005			<0.005					
8/2/2022		<0.005							
10/21/2022		<0.005 (R)							
1/27/2023			<0.005		<0.005				
1/30/2023							<0.005		<0.005
1/31/2023						<0.005			
2/1/2023		<0.005		<0.005				<0.005	
2/2/2023	<0.005								
8/17/2023			<0.005						
8/18/2023					<0.005	<0.005			
8/21/2023				<0.005				<0.005	
8/23/2023	<0.005								
8/24/2023							<0.005		<0.005
8/25/2023		<0.005							
1/30/2024		<0.005						<0.005	
2/2/2024					<0.005				
2/5/2024			<0.005						
2/6/2024				<0.005					
2/7/2024							<0.005		<0.005
2/8/2024	<0.005					<0.005			
Mean	0.004252	0.004458	0.004874	0.002666	0.004023	0.003647	0.004038	0.003672	0.004215
Std. Dev.	0.001534	0.001466	0.0006047	0.002105	0.00186	0.002005	0.001831	0.002076	0.001748
Upper Lim.	0.005	0.005	0.005	0.005	0.005	0.005	0.005	0.005	0.005
Lower Lim.	0.0033	0.0009	0.0021	0.00087	0.00064	0.00062	0.00072	0.0006	0.00068

ND substitution: RL or RL/2 if <15% NDs.

Confidence Interval

Constituent: Chromium (mg/L) Analysis Run 8/7/2024 11:56 AM View: Appendix IV

Plant Bowen Client: Southern Company Data: Bowen AP-1

	BGWC-38D	BGWC-39	BGWC-40	BGWC-41D	BGWC-42D	BGWC-43D	BGWC-44D	BGWC-49D	BGWC-51
2/27/2020	0.0031 (J)	<0.005							
2/28/2020			0.00043 (J)						
3/24/2020	0.00042 (J)	0.001 (J)							
3/25/2020			0.00058 (J)						
9/2/2020	<0.005			<0.005					
9/3/2020					<0.005	<0.005	<0.005		
9/29/2020		<0.005	0.00082 (J)						
1/28/2021									<0.005
2/18/2021							0.00093 (J)		
2/22/2021		<0.005	<0.005	<0.005	0.0011 (J)				
2/23/2021									0.0006 (J)
3/8/2021						<0.005			
3/9/2021	<0.005								
3/29/2021	<0.005					<0.005			
3/30/2021			0.00081 (J)						<0.005
3/31/2021		<0.005		0.00068 (J)			0.00094 (J)		
4/1/2021					0.00062 (J)				
4/19/2021								0.00071 (J)	
8/18/2021							<0.005		
8/19/2021	<0.005								
8/20/2021					<0.005				
8/23/2021						<0.005			<0.005
8/24/2021		<0.005	<0.005	<0.005				<0.005	
2/9/2022							<0.005		
2/14/2022	<0.005								<0.005
2/15/2022				<0.005		0.0024 (J)			
2/16/2022		<0.005	0.0011 (J)						
2/17/2022					<0.005			<0.005	
7/26/2022							<0.005		
7/28/2022			<0.005		<0.005				
7/29/2022				<0.005					
8/1/2022						<0.005		<0.005	<0.005
8/2/2022	<0.005	<0.005							
1/25/2023							0.0025 (J)		
1/30/2023					<0.005				
1/31/2023			0.005 (J)						<0.005
2/1/2023				<0.005				<0.005	
2/2/2023		<0.005							
2/7/2023	<0.005					<0.005			
8/15/2023							<0.005		
8/18/2023			<0.005						
8/21/2023	<0.005								<0.005
8/22/2023								<0.005	
8/23/2023		<0.005		<0.005		<0.005			
8/24/2023					<0.005				
1/30/2024						<0.005			
1/31/2024							<0.005		
2/5/2024									<0.005
2/6/2024	<0.005							<0.005	
2/7/2024			<0.005	<0.005	<0.005				
2/8/2024		<0.005							
Mean	0.004411	0.004636	0.003067	0.00452	0.00408	0.004711	0.003819	0.004387	0.004511

ND substitution: RL or RL/2 if <15% NDs.

Confidence Interval

Constituent: Chromium (mg/L) Analysis Run 8/7/2024 11:56 AM View: Appendix IV

Plant Bowen Client: Southern Company Data: Bowen AP-1

	BGWC-38D	BGWC-39	BGWC-40	BGWC-41D	BGWC-42D	BGWC-43D	BGWC-44D	BGWC-49D	BGWC-51
Std. Dev.	0.001441	0.001206	0.002226	0.00144	0.00183	0.0008667	0.001828	0.001621	0.001467
Upper Lim.	0.005	0.005	0.005	0.005	0.005	0.005	0.005	0.005	0.005
Lower Lim.	0.0031	0.005	0.00058	0.00068	0.00062	0.0024	0.00093	0.00071	0.0006

Confidence Interval

Constituent: Chromium (mg/L) Analysis Run 8/7/2024 11:56 AM View: Appendix IV

Plant Bowen Client: Southern Company Data: Bowen AP-1

	BGWC-52	BGWC-7	BGWC-8	BGWC-9
6/6/2016				<0.005
6/7/2016			<0.005	
6/8/2016		<0.005		
8/10/2016			0.0052 (J)	
8/11/2016		<0.005		<0.005
10/4/2016			0.0015 (J)	
10/5/2016				0.002 (J)
10/6/2016		<0.005		
12/2/2016			0.0013 (J)	
12/5/2016				<0.005
12/6/2016		<0.005		
2/14/2017			<0.005	
2/15/2017		<0.005		<0.005
4/14/2017			0.0011 (J)	
4/17/2017				<0.005
4/18/2017		<0.005		
5/26/2017			0.0008 (J)	<0.005
6/2/2017		<0.005		
7/10/2017			0.0009 (J)	
7/11/2017				<0.005
7/14/2017		<0.005		
3/26/2018			<0.005	
3/27/2018		<0.005		<0.005
2/25/2019			<0.005	
2/28/2019		<0.005		
4/1/2019			0.00091 (J)	<0.005
4/2/2019		<0.005		
9/24/2019		0.00055 (J)	0.063	<0.005
2/19/2020			0.0011 (J)	
2/20/2020				<0.005
2/21/2020		<0.005		
3/18/2020			0.0014 (J)	
3/19/2020		0.00061 (J)		<0.005
9/23/2020			0.0013 (J)	
9/24/2020				<0.005
9/25/2020		<0.005		
1/28/2021	<0.005			
2/16/2021			0.001 (J)	
2/17/2021				<0.005
2/18/2021		<0.005		
2/23/2021	<0.005			
3/24/2021			0.0013 (J)	<0.005
3/30/2021	0.00061 (J)	0.00095 (J)		
8/18/2021			0.0012 (J)	<0.005
8/19/2021		<0.005		
8/23/2021	<0.005			
2/10/2022			0.0014 (J)	<0.005
2/11/2022		<0.005		
2/14/2022	0.0013 (J)			
7/26/2022			<0.005	<0.005
7/28/2022	<0.005	<0.005		
1/26/2023		<0.005	0.0014 (J)	0.0021 (J)

ND substitution: RL or RL/2 if <15% NDs.

Confidence Interval

Constituent: Chromium (mg/L) Analysis Run 8/7/2024 11:56 AM View: Appendix IV

Plant Bowen Client: Southern Company Data: Bowen AP-1

	BGWC-52	BGWC-7	BGWC-8	BGWC-9
1/31/2023	0.0016 (J)			
8/16/2023			<0.005	
8/17/2023		<0.005		<0.005
8/22/2023	<0.005			
2/1/2024			<0.005	<0.005
2/2/2024		<0.005		
2/5/2024	<0.005			
Mean	0.003723	0.00444	0.005209	0.004732
Std. Dev.	0.001932	0.001481	0.01273	0.0008682
Upper Lim.	0.005	0.005	0.005	0.005
Lower Lim.	0.00061	0.00095	0.0011	0.0021

ND substitution: RL or RL/2 if <15% NDs.

Confidence Interval

Constituent: Cobalt (mg/L) Analysis Run 8/7/2024 11:56 AM View: Appendix IV

Plant Bowen Client: Southern Company Data: Bowen AP-1

	BGWA-6	BGWC-10	BGWC-12	BGWC-14A	BGWC-16	BGWC-17	BGWC-18	BGWC-19	BGWC-20
6/6/2016	<0.005								
6/7/2016		<0.005	<0.005		0.0037	<0.005			
6/8/2016							0.00071 (J)	<0.005	<0.005
8/10/2016	0.0006 (J)								
8/11/2016					0.0039 (J)	<0.005			
8/12/2016			<0.005				0.0006 (J)	<0.005	<0.005
8/16/2016		<0.005							
10/4/2016	<0.005								
10/6/2016			<0.005						
10/7/2016		<0.005			0.0043 (J)	<0.005	0.0005 (J)	<0.005	
10/10/2016									<0.005
12/1/2016	<0.005								
12/5/2016			0.0006 (J)						
12/6/2016		<0.005			0.005 (J)	<0.005	0.0009 (J)		
12/7/2016								<0.005	0.0008 (J)
2/14/2017	<0.005								
2/15/2017			<0.005						
2/16/2017		<0.005			0.0054 (J)	<0.005	<0.005	<0.005	
2/17/2017									<0.005
4/13/2017	<0.005								
4/18/2017		<0.005	<0.005		0.0054 (J)				
4/19/2017						<0.005	<0.005	<0.005	<0.005
5/25/2017	<0.005								
5/30/2017					0.0045 (J)	<0.005			
6/1/2017							<0.005	<0.005	<0.005
6/2/2017		<0.005	<0.005						
7/7/2017	<0.005								
7/12/2017		<0.005							
7/13/2017			0.0003 (J)						
7/14/2017					0.0049 (J)	<0.005	<0.005	<0.005	
7/18/2017									<0.005
3/27/2018		<0.005			<0.01	<0.005	<0.005	<0.005	
3/28/2018			<0.005						<0.005
6/12/2018					0.0048 (J)				
6/13/2018									<0.005
6/14/2018		<0.005	<0.005			<0.005	<0.005		
6/15/2018								<0.005	
10/16/2018	0.00094 (J)								
10/17/2018			<0.005			<0.005			
10/18/2018		<0.005			0.0047 (J)		<0.005		
10/19/2018								<0.005	
10/22/2018									<0.005
2/25/2019					0.0071 (J)				
2/27/2019						<0.005	<0.005		<0.005
2/28/2019		<0.005	<0.005						
3/1/2019								<0.005	
4/1/2019			0.00034 (J)						
4/2/2019	0.00016 (J)	0.00027 (J)			0.0056 (J)	0.00015 (J)	0.00012 (J)		
4/3/2019								7.2E-05 (J)	0.00024 (J)
9/23/2019	0.00042 (J)								
9/25/2019		0.00056 (J)	0.0004 (J)						
9/26/2019					0.0093	<0.005	<0.005	<0.005	<0.005

ND substitution: RL or RL/2 if <15% NDs.

Confidence Interval

Constituent: Cobalt (mg/L) Analysis Run 8/7/2024 11:56 AM View: Appendix IV

Plant Bowen Client: Southern Company Data: Bowen AP-1

	BGWA-6	BGWC-10	BGWC-12	BGWC-14A	BGWC-16	BGWC-17	BGWC-18	BGWC-19	BGWC-20
2/18/2020	0.00032 (J)								
2/20/2020		<0.005			0.0092				
2/24/2020			0.00034 (J)			<0.005	<0.005	<0.005	<0.005
3/19/2020	<0.005		0.00035 (J)		0.0089	<0.005			
3/20/2020							<0.005	<0.005	
3/23/2020		0.00031 (J)							0.00036 (J)
5/22/2020				0.00041 (J)					
6/23/2020				<0.005					
7/28/2020				<0.005					
9/2/2020				0.001 (J)					
9/23/2020	<0.005								
9/24/2020		<0.005			0.0095	<0.005	<0.005		
9/25/2020			0.00049 (J)						
9/28/2020								<0.005	<0.005
10/1/2020				0.0018 (J)					
11/10/2020				0.0016 (J)					
12/15/2020				0.0018					
1/20/2021				0.0019 (J)					
2/18/2021	<0.005	<0.005		0.0013 (J)	0.0088	<0.005	<0.005	<0.005	<0.005
2/19/2021			0.00066 (J)						
3/24/2021			0.00048 (J)	<0.005	0.0078	<0.005	<0.005		
3/26/2021								<0.005	
3/29/2021									<0.005
3/30/2021		0.00052 (J)							
3/31/2021	0.00094 (J)								
8/16/2021	0.00052 (J)								
8/18/2021		0.00042 (J)	0.00085 (J)	0.0034 (J)	0.0098				
8/19/2021						<0.005	<0.005		
8/20/2021								<0.005	<0.005
2/9/2022	0.0005 (J)			<0.005					
2/11/2022		0.00047 (J)	0.00057 (J)		0.0097	<0.005			
2/16/2022							<0.005	<0.005	<0.005
7/26/2022	<0.005			0.003 (J)					
7/27/2022			<0.005		0.012	<0.005	<0.005	<0.005	<0.005
7/28/2022		0.00058 (J)							
1/25/2023	0.00074 (J)								
1/26/2023			0.00045 (J)	0.0033 (J)	0.0098	<0.005	<0.005		
1/27/2023		0.00051 (J)						<0.005	
1/30/2023									<0.005
8/15/2023	<0.005								
8/16/2023			<0.005	0.0017 (J)					
8/17/2023		0.00043 (J)			0.011	<0.005	<0.005		
8/18/2023								<0.005	<0.005
1/31/2024	0.00054 (J)								
2/1/2024		0.0004 (J)	0.00036 (J)	0.0014 (J)	0.011	<0.005			
2/2/2024							<0.005	<0.005	
2/5/2024									0.00034 (J)
Mean	0.002985	0.003179	0.002648	0.002663	0.009933	0.004806	0.004113	0.004803	0.00427
Std. Dev.	0.002265	0.002277	0.002309	0.001599	0.001258	0.00097	0.001814	0.0009856	0.00171
Upper Lim.	0.005	0.005	0.005	0.002355	0.01115	0.005	0.005	0.005	0.005
Lower Lim.	0.00054	0.00051	0.00045	0.001183	0.008719	0.00015	0.0009	7.2E-05	0.0008

ND substitution: RL or RL/2 if <15% NDs.

Confidence Interval

Constituent: Cobalt (mg/L) Analysis Run 8/7/2024 11:56 AM View: Appendix IV

Plant Bowen Client: Southern Company Data: Bowen AP-1

	BGWC-21	BGWC-22	BGWC-23	BGWC-24	BGWC-25	BGWC-30	BGWC-31	BGWC-32	BGWC-34D
6/8/2016	0.00041 (J)	0.0079			<0.005				
6/9/2016			<0.005	0.0026					
8/15/2016					<0.005				
8/18/2016	<0.005	0.0109	<0.005	0.0021 (J)					
10/10/2016	<0.005	0.011	<0.005	0.0018 (J)	<0.005				
12/7/2016			0.0015 (J)	0.0018 (J)					
12/8/2016	0.0006 (J)	0.013			0.0006 (J)				
1/23/2017						0.0012 (J)			
2/7/2017						0.0008 (J)			
2/17/2017	<0.005	0.0122							
2/20/2017			<0.005	0.0027 (J)	<0.005				
3/27/2017						0.001 (J)			
4/17/2017						0.0009 (J)			
4/19/2017	<0.005		<0.005	0.0032 (J)					
4/20/2017		0.0116			<0.005				
5/22/2017						0.0008 (J)			
6/1/2017	<0.005				<0.005				
6/5/2017		0.0112	<0.005	0.0034 (J)		0.0008 (J)			
7/11/2017						0.0008 (J)			
7/17/2017			<0.005	0.0033 (J)	<0.005				
7/18/2017	0.0004 (J)								
7/19/2017		0.0131							
8/23/2017						0.0006 (J)			
3/26/2018						<0.005			
3/28/2018	<0.005				<0.005				
3/29/2018		0.016	<0.005	<0.005					
6/13/2018			<0.005	0.0039 (J)					
6/14/2018	<0.005	0.017			<0.005				
6/15/2018						<0.005			
10/18/2018							0.00079 (J)		
10/19/2018	<0.005								0.0012 (J)
10/22/2018		0.021	<0.005	0.0043 (J)	<0.005	<0.005		0.0037 (J)	
3/1/2019		0.017	<0.005	0.0055 (J)	<0.005	<0.005			
4/2/2019						0.00022 (J)			
4/3/2019	0.00064 (J)	0.019	0.00058 (J)	0.0048 (J)					
4/4/2019					0.00022 (J)		0.00051 (J)		0.00042 (J)
4/5/2019								0.011	
5/2/2019		0.023 (J)							
5/3/2019								0.0078 (J)	
9/24/2019							0.00041 (J)		<0.005
9/26/2019								0.01	
9/27/2019		0.027	0.00034 (J)			<0.005			
9/30/2019	0.0004 (J)			0.0048 (J)	<0.005				
11/15/2019								0.0077	
2/25/2020		0.017	0.00046 (J)						
2/26/2020	0.00037 (J)			0.0045 (J)	<0.005	<0.005	0.00031 (J)		
2/27/2020								0.00095 (J)	<0.005
3/20/2020	<0.005	0.02							
3/23/2020			0.0004 (J)			<0.005	0.00036 (J)		
3/24/2020					<0.005			0.0037 (J)	0.00039 (J)
3/25/2020				0.0037 (J)					
9/24/2020	0.00098 (J)	0.041	<0.005						

ND substitution: RL or RL/2 if <15% NDs.

Confidence Interval

Constituent: Cobalt (mg/L) Analysis Run 8/7/2024 11:56 AM View: Appendix IV

Plant Bowen Client: Southern Company Data: Bowen AP-1

	BGWC-21	BGWC-22	BGWC-23	BGWC-24	BGWC-25	BGWC-30	BGWC-31	BGWC-32	BGWC-34D
9/25/2020				0.0038 (J)		<0.005		0.0081	
9/28/2020					<0.005		0.00046 (J)		0.00048 (J)
2/19/2021	0.0013 (J)	0.032	0.00044 (J)	0.0042 (J)					0.00057 (J)
2/22/2021							<0.005		
2/23/2021					<0.005			0.0062	
3/8/2021						<0.005			
3/25/2021						<0.005			
3/26/2021			<0.005	<0.005	<0.005				
3/29/2021	0.00069 (J)	0.029 (J)					<0.005		
3/30/2021								0.0014 (J)	0.00065 (J)
7/19/2021		0.039	<0.005	0.0034 (J)					
7/20/2021						<0.005			
8/19/2021					<0.005	0.002 (J)			
8/20/2021	0.00058 (J)						<0.005		
8/23/2021		0.029	0.00047 (J)	0.0062					
8/24/2021									0.00085 (J)
8/25/2021								0.0018 (J)	
11/1/2021		0.04	<0.005	0.0038 (J)		<0.005			
2/14/2022			<0.005			<0.005			
2/15/2022		0.03		0.0037 (J)					
2/16/2022	0.0021 (J)				<0.005		<0.005	<0.005	0.001 (J)
7/27/2022					<0.005				
7/28/2022	0.0027 (J)						<0.005		0.0012 (J)
7/29/2022								0.0022 (J)	
8/1/2022			<0.005			<0.005			
8/2/2022		0.034		<0.005					
10/21/2022				0.0026 (J)					
1/27/2023	0.0021 (J)				<0.005		<0.005		
1/30/2023									0.0014 (J)
1/31/2023								0.0029 (J)	
2/1/2023				0.0024 (J)		<0.005			
2/2/2023			<0.005						
2/7/2023		0.017							
8/17/2023					<0.005				
8/18/2023							<0.005	0.001 (J)	0.0014 (J)
8/21/2023						<0.005			
8/22/2023		0.03							
8/23/2023	0.004 (J)		<0.005						
8/25/2023				0.0023 (J)					
1/30/2024				0.002 (J)					
2/2/2024							<0.005		
2/5/2024	0.003 (J)				<0.005				0.0013 (J)
2/6/2024						<0.005			
2/8/2024		0.014	<0.005					0.0054	
Mean	0.00272	0.02153	0.003859	0.003368	0.004633	0.003486	0.00306	0.004772	0.001133
Std. Dev.	0.002016	0.009817	0.001975	0.001135	0.001272	0.00203	0.002327	0.003306	0.0006823
Upper Lim.	0.005	0.02612	0.005	0.003898	0.005	0.005	0.005	0.006923	0.001539
Lower Lim.	0.0006	0.01694	0.0015	0.002837	0.0006	0.0009	0.00041	0.002621	0.0006457

ND substitution: RL or RL/2 if <15% NDs.

Confidence Interval

Constituent: Cobalt (mg/L) Analysis Run 8/7/2024 11:56 AM View: Appendix IV

Plant Bowen Client: Southern Company Data: Bowen AP-1

	BGWC-35D	BGWC-36D	BGWC-37D	BGWC-38D	BGWC-39	BGWC-40	BGWC-41D	BGWC-43D	BGWC-49D
10/17/2018		0.00057 (J)							
10/22/2018	<0.01								
4/2/2019		0.0011 (J)							
4/4/2019	0.0011 (J)								
9/26/2019	0.0019 (J)								
9/27/2019		0.0009 (J)							
12/13/2019					0.0033 (J)				
2/25/2020	0.0011 (J)		0.0015 (J)						
2/26/2020		0.00058 (J)							
2/27/2020				0.014	0.00047 (J)				
2/28/2020						0.00049 (J)			
3/23/2020		0.00049 (J)							
3/24/2020			0.0019 (J)	0.0065	<0.005				
3/25/2020	0.00046 (J)					0.00056 (J)			
9/2/2020				0.0043 (J)			0.00075 (J)		
9/3/2020								0.002 (J)	
9/25/2020	0.00082 (J)		0.0011 (J)						
9/28/2020		0.00038 (J)							
9/29/2020					0.00061 (J)	0.00044 (J)			
2/22/2021	0.0011 (J)		0.0007 (J)		<0.005	0.0006 (J)	0.00053 (J)		
3/8/2021		<0.005						0.0043 (J)	
3/9/2021				0.0014 (J)					
3/25/2021		<0.005							
3/26/2021	0.0015 (J)		0.0011 (J)						
3/29/2021				0.0015 (J)				0.0057	
3/30/2021						0.00052 (J)			
3/31/2021					<0.005		<0.005		
4/19/2021									0.00079 (J)
7/20/2021								0.0057	
8/19/2021				0.004 (J)					
8/20/2021	0.0018 (J)		0.00088 (J)						
8/23/2021		<0.005						0.0051	
8/24/2021					<0.005	0.00061 (J)	0.00044 (J)		0.001 (J)
11/1/2021				0.0033 (J)					
2/14/2022		<0.005		0.0019 (J)					
2/15/2022							<0.005	0.0038 (J)	
2/16/2022					<0.005	0.00052 (J)			
2/17/2022	0.0024 (J)		0.00056 (J)						0.00088 (J)
7/28/2022	0.0038 (J)		<0.005			0.00042 (J)			
7/29/2022		<0.005					0.0004 (J)		
8/1/2022								0.0024 (J)	0.00065 (J)
8/2/2022				0.0019 (J)	<0.005				
1/30/2023	0.0029 (J)		<0.005						
1/31/2023						0.00046 (J)			
2/1/2023		<0.005					0.00067 (J)		0.00089 (J)
2/2/2023					<0.005				
2/7/2023				0.0014 (J)				0.0016 (J)	
8/18/2023						<0.005			
8/21/2023		<0.005		0.0017 (J)					
8/22/2023									0.00093 (J)
8/23/2023					<0.005		0.00049 (J)	0.0031 (J)	
8/24/2023	0.0017 (J)		<0.005						

ND substitution: RL or RL/2 if <15% NDs.

Confidence Interval

Constituent: Cobalt (mg/L) Analysis Run 8/7/2024 11:56 AM View: Appendix IV

Plant Bowen Client: Southern Company Data: Bowen AP-1

	BGWC-35D	BGWC-36D	BGWC-37D	BGWC-38D	BGWC-39	BGWC-40	BGWC-41D	BGWC-43D	BGWC-49D
1/30/2024		<0.005						0.0024 (J)	
2/6/2024				0.0016 (J)					0.0011 (J)
2/7/2024	0.0044 (J)		<0.005			0.00034 (J)	0.00044 (J)		
2/8/2024					<0.005				
Mean	0.002141	0.003144	0.002522	0.003625	0.004115	0.0006782	0.001524	0.00361	0.0008914
Std. Dev.	0.001394	0.00223	0.001998	0.003628	0.001739	0.0006095	0.001974	0.001538	0.0001446
Upper Lim.	0.003129	0.005	0.00136	0.0065	0.005	0.00061	0.005	0.004982	0.001063
Lower Lim.	0.001154	0.00057	0.0006794	0.0014	0.00061	0.00042	0.0004	0.002238	0.0007196

ND substitution: RL or RL/2 if <15% NDs.

Confidence Interval

Constituent: Cobalt (mg/L) Analysis Run 8/7/2024 11:56 AM View: Appendix IV

Plant Bowen Client: Southern Company Data: Bowen AP-1

	BGWC-50D	BGWC-52	BGWC-7	BGWC-8	BGWC-9
6/6/2016					<0.005
6/7/2016				0.00013 (J)	
6/8/2016			0.00081 (J)		
8/10/2016				0.0003 (J)	
8/11/2016			0.0007 (J)		0.0003 (J)
10/4/2016				<0.005	
10/5/2016					<0.005
10/6/2016			<0.01		
12/2/2016				<0.005	
12/5/2016					0.0006 (J)
12/6/2016			0.0009 (J)		
2/14/2017				<0.005	
2/15/2017			<0.01		<0.005
4/14/2017				<0.005	
4/17/2017					<0.005
4/18/2017			0.0005 (J)		
5/26/2017				<0.005	<0.005
6/2/2017			0.0006 (J)		
7/10/2017				<0.005	
7/11/2017					<0.005
7/14/2017			0.0006 (J)		
3/26/2018				<0.005	
3/27/2018			<0.01		<0.005
6/12/2018				<0.005	<0.005
6/13/2018			0.00068 (J)		
10/16/2018				<0.005	
10/17/2018					<0.005
10/18/2018			<0.01		
2/25/2019				<0.005	
2/28/2019			0.00067 (J)		
4/1/2019				5.6E-05 (J)	0.00024 (J)
4/2/2019			0.00094 (J)		
9/24/2019			0.00078 (J)	0.0012 (J)	<0.005
2/19/2020				<0.005	
2/20/2020					<0.005
2/21/2020			0.00081 (J)		
3/18/2020				<0.005	
3/19/2020			0.00091 (J)		<0.005
9/23/2020				<0.005	
9/24/2020					<0.005
9/25/2020			0.00077 (J)		
1/28/2021		0.0048 (J)			
2/16/2021				<0.005	
2/17/2021					<0.005
2/18/2021			0.00074 (J)		
2/23/2021		0.0033 (J)			
3/24/2021				<0.005	<0.005
3/30/2021		0.0031 (J)	0.00085 (J)		
4/19/2021	0.0013 (J)				
8/18/2021	0.0016 (J)			<0.005	<0.005
8/19/2021			0.0008 (J)		
8/23/2021		0.0036 (J)			

ND substitution: RL or RL/2 if <15% NDs.

Confidence Interval

Constituent: Cobalt (mg/L) Analysis Run 8/7/2024 11:56 AM View: Appendix IV

Plant Bowen Client: Southern Company Data: Bowen AP-1

	BGWC-50D	BGWC-52	BGWC-7	BGWC-8	BGWC-9
2/9/2022	0.00079 (J)				
2/10/2022				<0.005	<0.005
2/11/2022			0.00068 (J)		
2/14/2022		0.00044 (J)			
7/26/2022	0.00072 (J)			<0.005	<0.005
7/28/2022		0.00082 (J)	0.00074 (J)		
1/25/2023	0.00066 (J)				
1/26/2023			0.00068 (J)	<0.005	<0.005
1/31/2023		0.0045 (J)			
8/15/2023	0.0004 (J)				
8/16/2023				<0.005	
8/17/2023			0.00066 (J)		<0.005
8/22/2023		0.0035 (J)			
1/31/2024	0.00036 (J)				
2/1/2024				<0.005	<0.005
2/2/2024			0.00045 (J)		
2/5/2024		0.00035 (J)			
Mean	0.0008329	0.002712	0.002211	0.004267	0.004422
Std. Dev.	0.0004586	0.001724	0.003472	0.001723	0.001562
Upper Lim.	0.001378	0.004377	0.0009	0.005	0.005
Lower Lim.	0.0002881	0.001048	0.00067	0.0012	0.0006

ND substitution: RL or RL/2 if <15% NDs.

Confidence Interval

Constituent: Combined Radium 226 + 228 (pCi/L) Analysis Run 8/7/2024 11:56 AM View: Appendix IV

Plant Bowen Client: Southern Company Data: Bowen AP-1

	BGWA-6	BGWC-10	BGWC-12	BGWC-14A	BGWC-16	BGWC-17	BGWC-18	BGWC-19	BGWC-20
6/6/2016	0.239 (U)								
6/7/2016		0.616	0.024 (U)		0.284 (U)	0.135 (U)			
6/8/2016							0.406	0.264 (U)	0.863 (U)
8/10/2016	1.19								
8/11/2016					1.71	0.808			
8/12/2016			0.849				1.39	1.18	1.74
8/16/2016		1.08							
10/4/2016	0.231 (U)								
10/6/2016			1.57						
10/7/2016		2.82			0.485 (U)	0.874 (U)	0.451 (U)	1.97	
10/10/2016									0.944 (U)
12/1/2016	0.428 (U)								
12/5/2016			0.956						
12/6/2016		0.719 (U)			1.22	0.131 (U)	0.516 (U)		
12/7/2016								1.31 (U)	2.29
2/14/2017	0.36 (U)								
2/15/2017			0.229 (U)						
2/16/2017		0.966 (U)			0.19 (U)	0.471 (U)	0.172 (U)	0.35 (U)	
2/17/2017									1.35 (U)
4/13/2017	0.387 (U)								
4/18/2017		1.01 (U)	0.0114 (U)		0.52 (U)				
4/19/2017						0.65 (U)	0.704 (U)	0.974 (U)	1.48
5/25/2017	0.123 (U)								
5/30/2017					1.21 (U)	0.65 (U)			
6/1/2017							0.493 (U)	0.332 (U)	1.61
6/2/2017		1.13 (U)	0.375 (U)						
7/7/2017	0.876 (U)								
7/12/2017		1.29							
7/13/2017			0.636 (U)						
7/14/2017					0.526 (U)	0.592 (U)	0.547 (U)	1.27	
7/19/2017									1.626
3/27/2018		0.779 (U)			1.34	0.551 (U)	0.569 (U)	0.169 (U)	
3/28/2018			0.36 (U)						0.97 (U)
6/12/2018					0.732 (U)				
6/13/2018									0.686 (U)
6/14/2018		1.22 (U)	0.316 (U)			0.638 (U)	0.989 (U)		
6/15/2018								0.625 (U)	
10/16/2018	0.881 (U)								
10/17/2018			0.326 (U)			0.555 (U)			
10/18/2018		0.841 (U)			0.522 (U)		0.875 (U)		
10/19/2018								0.784 (U)	
10/22/2018									0.559 (U)
2/25/2019					1.08				
2/27/2019						1.57	1.12		1.24
2/28/2019		1.88	1.04						
3/1/2019								0.989 (U)	
4/1/2019			0.328 (U)						
4/2/2019	0.64 (U)	1.21 (U)			1.73	0.71 (U)	0.814 (U)		
4/3/2019								0.98 (U)	0.567 (U)
9/23/2019	1.13								
9/25/2019		0.816 (U)	0.649 (U)						
9/26/2019					1.45	1.17 (U)	0.973 (U)	1.16	0.662 (U)

Confidence Interval

Constituent: Combined Radium 226 + 228 (pCi/L) Analysis Run 8/7/2024 11:56 AM View: Appendix IV

Plant Bowen Client: Southern Company Data: Bowen AP-1

	BGWA-6	BGWC-10	BGWC-12	BGWC-14A	BGWC-16	BGWC-17	BGWC-18	BGWC-19	BGWC-20
2/18/2020	0.373 (U)								
2/20/2020		1.47 (U)			1.22 (U)				
2/24/2020			0.455 (U)			1.17	1.07	1.19	1.38
3/19/2020	0.431 (U)		0.838 (U)		1.63	0.626 (U)			
3/20/2020							2.59	0.89 (U)	
3/23/2020		1.69							1.27 (U)
5/22/2020				1.82					
6/23/2020				1.05 (U)					
7/28/2020				1.71					
9/2/2020				0.0158 (U)					
9/23/2020	0.293 (U)								
9/24/2020		1.19 (U)			0.469 (U)	0.594 (U)	0.789 (U)		
9/25/2020			0.818 (U)						
9/28/2020								1.11 (U)	1.07 (U)
10/1/2020				1.19 (U)					
11/10/2020				0.675 (U)					
12/15/2020				1.26					
1/20/2021				0.701 (U)					
2/18/2021	0.232 (U)	1.52		1	0.721 (U)	0.723 (U)	0.62 (U)	1.05 (U)	0.87 (U)
2/19/2021			0.608 (U)						
3/24/2021			0.369 (U)	1.1 (U)	0.92 (U)	0.391 (U)	1.21 (U)		
3/26/2021								0.848 (U)	
3/29/2021									1.49
3/30/2021		1.51 (U)							
3/31/2021	0.301 (U)								
8/16/2021	0.813 (U)								
8/18/2021		1.26	0.19 (U)	0.721 (U)	1.05				
8/19/2021						0.742 (U)	0.858 (U)		
8/20/2021								0.731 (U)	1.42
2/9/2022	0.296 (U)			0.355 (U)					
2/11/2022		1.01 (U)	0.288 (U)		1.03	0.208 (U)			
2/16/2022							0.708 (U)	0.349 (U)	0.322 (U)
7/26/2022	1.15 (U)			0.659 (U)					
7/27/2022			0.705 (U)		0.917 (U)	0.138 (U)	0.737 (U)	0.964 (U)	1.53
7/28/2022		1.18 (U)							
1/25/2023	0.723								
1/26/2023			0.664 (U)	1.31	1.21 (U)	1.02 (U)	1.46		
1/27/2023		1.82						1.16	
1/30/2023									0.563 (U)
8/15/2023	0.409 (U)								
8/16/2023			0.621 (U)	0.263 (U)					
8/17/2023		0.942 (U)			1.21 (U)	1.04 (U)	1.16 (U)		
8/18/2023								1.49 (U)	0.256 (U)
1/31/2024	0.536 (U)								
2/1/2024		1.03 (U)	0.281 (U)	0.433 (U)	1.34	0.808 (U)			
2/2/2024							0.612 (U)	0.716 (U)	
2/5/2024									0.956 (U)
Mean	0.5474	1.24	0.5403	0.8914	0.9886	0.6786	0.8733	0.9142	1.109
Std. Dev.	0.3271	0.4665	0.3508	0.5059	0.4409	0.347	0.4767	0.4185	0.4938
Upper Lim.	0.7229	1.425	0.7151	1.221	1.208	0.8516	1.046	1.123	1.355
Lower Lim.	0.3718	1.001	0.3654	0.5623	0.7689	0.5056	0.6225	0.7056	0.8624

Confidence Interval

Constituent: Combined Radium 226 + 228 (pCi/L) Analysis Run 8/7/2024 11:56 AM View: Appendix IV

Plant Bowen Client: Southern Company Data: Bowen AP-1

	BGWC-21	BGWC-22	BGWC-23	BGWC-24	BGWC-25	BGWC-30	BGWC-31	BGWC-32	BGWC-34D
6/8/2016	0.573	1.53			0.314 (U)				
6/9/2016			0.704	2.13					
8/15/2016					1.2				
8/18/2016	0.44 (U)	2.47	1.88	2.67					
10/10/2016	0.933 (U)	2.11	1.48	3.46	1.03 (U)				
12/7/2016			2.61	1.65					
12/8/2016	1.02 (U)	2.64			1.47 (U)				
1/23/2017						2.17			
2/7/2017						3			
2/17/2017	0.193 (U)	1.34							
2/20/2017			0.884 (U)	2.68	0.547 (U)				
4/17/2017						2.73			
4/19/2017	0.488 (U)		0.948 (U)	3.81					
4/20/2017		2.35			0.0595 (U)				
5/22/2017						3.15			
6/1/2017	0.837 (U)				0.67 (U)				
6/5/2017		1.6	1.33	2.86		0.86 (U)			
7/11/2017						1.87			
7/17/2017			1.04	2.87	1.25 (U)				
7/18/2017	0.498 (U)								
7/19/2017		1.76							
8/23/2017						3.39			
3/26/2018						1.61			
3/28/2018	0.864 (U)				0.507 (U)				
3/29/2018		2.43	1.65	2.79					
6/13/2018			0.983 (U)	2.19					
6/14/2018	0.583 (U)	2.14			0.721 (U)				
6/15/2018						0.815 (U)			
10/18/2018							0.96		
10/19/2018	0.982 (U)								2.28
10/22/2018		1.43	1.21	2.18	0.741 (U)	1.02 (U)		1.22 (U)	
3/1/2019		3.32	2.24	3.37	0.634 (U)	2.47			
4/2/2019						2.29			
4/3/2019	0.532 (U)	2.48	2.86	3.6					
4/4/2019					0.346 (U)		1.49		1.89
4/5/2019								2.2	
9/24/2019							1.68		3.98
9/26/2019								2.36	
9/27/2019		2.83	2.28			1.23 (U)			
9/30/2019	1.16 (U)			2.73	0.953 (U)				
2/25/2020		1.7	2.49						
2/26/2020	1.08 (U)			2.4	1.16	1.09 (U)	1.31		
2/27/2020								1.44	1.31
3/20/2020	1.08 (U)	3.6							
3/23/2020			1.68			1.42	2.39		
3/24/2020					0.899 (U)			1.25 (U)	2.56
3/25/2020				4.72					
9/24/2020	0.157 (U)	4.18	0.56 (U)						
9/25/2020				1.49		0.783 (U)		2.62	
9/28/2020					0.744 (U)		1.48		2.12
2/19/2021	1 (U)	2.63	1.17 (U)	1.07 (U)					2.23
2/22/2021							1.07 (U)		

Confidence Interval

Constituent: Combined Radium 226 + 228 (pCi/L) Analysis Run 8/7/2024 11:56 AM View: Appendix IV

Plant Bowen Client: Southern Company Data: Bowen AP-1

	BGWC-21	BGWC-22	BGWC-23	BGWC-24	BGWC-25	BGWC-30	BGWC-31	BGWC-32	BGWC-34D
2/23/2021					0.456 (U)			1.55	
3/8/2021						0.429 (U)			
3/25/2021						1.48			
3/26/2021			1.04 (U)	2.91	0.134 (U)				
3/29/2021	0.471 (U)	4.1					1.63		
3/30/2021								2.04	1.35 (U)
8/19/2021					0.908 (U)	1.63			
8/20/2021	0.277 (U)						1.82		
8/23/2021		3.25	1.2 (U)	1.77 (U)					
8/24/2021									2.39
8/25/2021								0.784 (U)	
2/14/2022			0.563 (U)			0.744 (U)			
2/15/2022		1.94		14.2 (U)					
2/16/2022	0.49 (U)				0.189 (U)		1.02	1.16 (U)	2.24
7/27/2022					1.09 (U)				
7/28/2022	0.424 (U)						0.684 (U)		2.74
7/29/2022								1.82	
8/1/2022			2.28			1.01 (U)			
8/2/2022		2.32		0.84 (U)					
1/27/2023	0.28 (U)				0.768 (U)		1.46		
1/30/2023									2.58
1/31/2023								1.49	
2/1/2023				1.3		0.936			
2/2/2023			0.783 (U)						
2/7/2023		1.45							
8/17/2023					0.909 (U)				
8/18/2023							1.82	1.24 (U)	2.36
8/21/2023						0.986 (U)			
8/22/2023		2.43							
8/23/2023	0.704 (U)		0.799 (U)						
8/25/2023				1.63 (U)					
1/30/2024				0.782 (U)					
2/2/2024							1.3		
2/5/2024	0.455 (U)				0.396 (U)				2.21
2/6/2024						0.255 (U)			
2/8/2024		2.05	1.27 (U)					0.939 (U)	
Mean	0.6467	2.403	1.437	2.884	0.7238	1.557	1.437	1.58	2.303
Std. Dev.	0.3061	0.7941	0.6791	2.549	0.3701	0.8876	0.4333	0.551	0.6369
Upper Lim.	0.8029	2.799	1.776	3.177	0.9083	2.01	1.744	1.97	2.724
Lower Lim.	0.4905	2.007	1.099	1.76	0.5394	1.104	1.13	1.189	1.845

Confidence Interval

Constituent: Combined Radium 226 + 228 (pCi/L) Analysis Run 8/7/2024 11:56 AM View: Appendix IV

Plant Bowen Client: Southern Company Data: Bowen AP-1

	BGWC-35D	BGWC-36D	BGWC-37D	BGWC-38D	BGWC-39	BGWC-40	BGWC-41D	BGWC-42D	BGWC-43D
10/17/2018		1.24							
10/22/2018	1.54								
4/2/2019		2.81							
4/4/2019	2.37								
9/26/2019	3.09								
9/27/2019		1.66							
2/25/2020	4.16		2.87						
2/26/2020		1.76							
2/27/2020				5.89	1.03 (U)				
2/28/2020						0.649 (U)			
3/23/2020		2.75							
3/24/2020			2.8	5.9	1.35				
3/25/2020	2.81					0.848 (U)			
9/2/2020				5.91			1.31 (U)		
9/3/2020								1.05 (U)	1.9
9/25/2020	2.15		3.29						
9/28/2020		1.59							
9/29/2020					1.71	0.441 (U)			
2/22/2021	2.03		1.73		1.65	1.31 (U)	1.91	0.578 (U)	
3/8/2021		2.09							1.34
3/9/2021				3.34					
3/25/2021		2.43							
3/26/2021	2.4		3.15						
3/29/2021				3.54					1.62 (U)
3/30/2021						0.826 (U)			
3/31/2021					0.251 (U)		1		
4/1/2021								0.461 (U)	
8/19/2021				4.63					
8/20/2021	2.53		3.01					1.38	
8/23/2021		0.857 (U)							1.93
8/24/2021					0.432 (U)	0.21 (U)	0.918 (U)		
2/14/2022		1.43		4.6					
2/15/2022							0.765 (U)		0.96 (U)
2/16/2022					0.799	0.473 (U)			
2/17/2022	1.88		2.41					0.51 (U)	
7/28/2022	2.71		2.92			0.656 (U)		0.503 (U)	
7/29/2022		1.47 (U)					1.6		
8/1/2022									1.38
8/2/2022				3.64	0.93 (U)				
1/30/2023	2.3		2.14					0.71 (U)	
1/31/2023						0.498 (U)			
2/1/2023		1.17					1.59		
2/2/2023					0.942 (U)				
2/7/2023				2.93					1.53
8/18/2023						1.14 (U)			
8/21/2023		1.19 (U)		3.26					
8/23/2023					1.46 (U)		2.06		1.79
8/24/2023	3.09		3.06					1.37	
1/30/2024		1.07							1.1
2/6/2024				3.19					
2/7/2024	2.74		2.3			0.563 (U)	1.4	0.44 (U)	
2/8/2024					0.396 (U)				

Confidence Interval

Constituent: Combined Radium 226 + 228 (pCi/L) Analysis Run 8/7/2024 11:56 AM View: Appendix IV

Plant Bowen Client: Southern Company Data: Bowen AP-1

	BGWC-35D	BGWC-36D	BGWC-37D	BGWC-38D	BGWC-39	BGWC-40	BGWC-41D	BGWC-42D	BGWC-43D
Mean	2.557	1.68	2.698	4.257	0.9955	0.6922	1.395	0.778	1.506
Std. Dev.	0.6398	0.6212	0.486	1.183	0.5058	0.3203	0.4437	0.3863	0.342
Upper Lim.	3.01	2.12	3.103	5.2	1.417	0.9591	1.823	1.38	1.836
Lower Lim.	2.104	1.24	2.293	3.281	0.574	0.4253	0.9664	0.44	1.175

Confidence Interval

Constituent: Combined Radium 226 + 228 (pCi/L) Analysis Run 8/7/2024 11:56 AM View: Appendix IV

Plant Bowen Client: Southern Company Data: Bowen AP-1

	BGWC-44D	BGWC-49D	BGWC-50D	BGWC-51	BGWC-52	BGWC-7	BGWC-8	BGWC-9
6/6/2016								0.488
6/7/2016							0.0507 (U)	
6/8/2016						0.854		
8/10/2016							0.862 (U)	
8/11/2016						1.24		0.639 (U)
10/4/2016							0.48 (U)	
10/5/2016								0.945 (U)
10/6/2016						2.43		
12/2/2016							0.219 (U)	
12/5/2016								2.2
12/6/2016						0.958 (U)		
2/14/2017							0.636 (U)	
2/15/2017						1.18		0.74 (U)
4/14/2017							0.13 (U)	
4/17/2017								0.764 (U)
4/18/2017						1.26		
5/26/2017							0.349 (U)	0.245 (U)
6/2/2017						1.24 (U)		
7/10/2017							0.565 (U)	
7/11/2017								0.502 (U)
7/14/2017						1.55		
3/26/2018							0.303 (U)	
3/27/2018						2.15		0.745 (U)
6/12/2018							0.494 (U)	0.319 (U)
6/13/2018						1.95		
10/16/2018							0.633 (U)	
10/17/2018								0.319 (U)
10/18/2018						1.1		
2/25/2019							1.03 (U)	
2/28/2019						1.38		
4/1/2019							0.474 (U)	0.225 (U)
4/2/2019						1.57		
9/24/2019						1.85	1.69	1.65
2/19/2020							1.02 (U)	
2/20/2020								0.921 (U)
2/21/2020						2.02		
3/18/2020							0.987 (U)	
3/19/2020						1.18 (U)		1.94
9/3/2020	0.982 (U)							
9/23/2020							0.25 (U)	
9/24/2020								0.9 (U)
9/25/2020						1.64		
1/28/2021				0.444 (U)	1.59			
2/16/2021							0.709 (U)	
2/17/2021								0.692 (U)
2/18/2021	1.34					1.09		
2/23/2021				0.589 (U)	0.567 (U)			
3/24/2021							0.808 (U)	0.554 (U)
3/30/2021				0.852 (U)	1.66 (U)	1.41 (U)		
3/31/2021	0.517 (U)							
4/19/2021		2.45	1.01 (U)					
8/18/2021	0.886 (U)		0.99 (U)				0.192 (U)	0.458 (U)

Confidence Interval

Constituent: Combined Radium 226 + 228 (pCi/L) Analysis Run 8/7/2024 11:56 AM View: Appendix IV

Plant Bowen Client: Southern Company Data: Bowen AP-1

	BGWC-44D	BGWC-49D	BGWC-50D	BGWC-51	BGWC-52	BGWC-7	BGWC-8	BGWC-9
8/19/2021						0.952 (U)		
8/23/2021				0.558 (U)	0.785 (U)			
8/24/2021		3.66						
2/9/2022	1.52		1.4					
2/10/2022							0.813	0.86
2/11/2022						1.26		
2/14/2022				0.487 (U)	0.224 (U)			
2/17/2022		2.41						
7/26/2022	0.818 (U)		1 (U)				0.523 (U)	0.866 (U)
7/28/2022					1.02 (U)	1.22 (U)		
8/1/2022		2.36		0.642 (U)				
1/25/2023	0.617 (U)		0.588 (U)					
1/26/2023						1.73	0.629 (U)	0.248 (U)
1/31/2023				0.707 (U)	0.58 (U)			
2/1/2023		1.57						
8/15/2023	0.783 (U)		1.47					
8/16/2023							0.791 (U)	
8/17/2023						1.45		0.711 (U)
8/21/2023				0.283 (U)				
8/22/2023		2.97			0.886 (U)			
1/31/2024	0.315 (U)		1.01 (U)					
2/1/2024							0.496 (U)	0.699 (U)
2/2/2024						1.04		
2/5/2024				0.406 (U)	0.587 (U)			
2/6/2024		2.25						
Mean	0.8642	2.524	1.067	0.552	0.8777	1.428	0.6053	0.7763
Std. Dev.	0.3813	0.6481	0.2943	0.1707	0.4803	0.4053	0.3579	0.5046
Upper Lim.	1.232	3.294	1.416	0.7168	1.341	1.63	0.7838	0.9536
Lower Lim.	0.4961	1.754	0.7173	0.3872	0.414	1.226	0.4269	0.5034

Confidence Interval

Constituent: Fluoride (mg/L) Analysis Run 8/7/2024 11:56 AM View: Appendix IV

Plant Bowen Client: Southern Company Data: Bowen AP-1

	BGWA-6	BGWC-10	BGWC-12	BGWC-14A	BGWC-16	BGWC-17	BGWC-18	BGWC-19	BGWC-20
6/6/2016	<0.1								
6/7/2016		0.09 (J)	<0.1		<0.1	0.15 (J)			
6/8/2016							0.1 (J)	<0.1	0.09 (J)
8/10/2016	0.04 (J)								
8/11/2016					0.12 (J)	0.3 (J)			
8/12/2016			0.08 (J)				0.39	0.2 (J)	0.04 (J)
8/16/2016		0.09 (J)							
10/4/2016	0.06 (J)								
10/6/2016			0.06 (J)						
10/7/2016		0.17 (J)			0.08 (J)	0.14 (J)	0.16 (J)	0.07 (J)	
10/10/2016									0.06 (J)
12/1/2016	0.09 (J)								
12/5/2016			0.12 (J)						
12/6/2016		0.16 (J)			0.24 (J)	0.19 (J)	0.32		
12/7/2016								0.09 (J)	0.07 (J)
2/14/2017	<0.1								
2/15/2017			0.33						
2/16/2017		0.38			0.31	0.51	0.38	0.6	
2/17/2017									0.06 (J)
4/13/2017	0.04 (J)								
4/18/2017		0.12 (J)	0.006 (J)		0.02 (J)				
4/19/2017						0.18 (J)	0.08 (J)	0.09 (J)	0.005 (J)
5/25/2017	0.02 (J)								
5/30/2017					0.51	0.15 (J)			
6/1/2017							0.09 (J)	0.05 (J)	0.65
6/2/2017		0.03 (J)	0.04 (J)						
7/7/2017	0.12 (J)								
7/12/2017		0.15 (J)							
7/13/2017			0.17 (J)						
7/14/2017					0.14 (J)	0.16 (J)	0.06 (J)	0.08 (J)	
7/18/2017									0.36
10/9/2017	<0.1								
10/10/2017			0.08 (J)						
10/11/2017		0.07 (J)			0.29 (J)	0.64	0.14 (J)	0.11 (J)	<0.1
3/27/2018		<0.1			<0.1	0.33	<0.1	<0.1	
3/28/2018			<0.1						<0.1
6/12/2018					0.061 (J)				
6/13/2018									0.038 (J)
6/14/2018		0.046 (J)	<0.1			0.11 (J)	0.095 (J)		
6/15/2018								0.07 (J)	
10/16/2018	<0.1								
10/17/2018			<0.1			<0.3			
10/18/2018		<0.1			<0.1		0.054 (J)		
10/19/2018								0.17 (J)	
10/22/2018									<0.1
2/25/2019					0.13 (J)				
2/27/2019						0.26 (J)	<0.1		0.13 (J)
2/28/2019		0.14 (J)	0.18 (J)						
3/1/2019								0.14 (J)	
4/1/2019			0.065 (J)						
4/2/2019	<0.1	0.044 (J)			0.23 (J)	0.14 (J)	0.044 (J)		
4/3/2019								0.051 (J)	0.072 (J)

ND substitution: RL or RL/2 if <15% NDs.

Confidence Interval

Constituent: Fluoride (mg/L) Analysis Run 8/7/2024 11:56 AM View: Appendix IV

Plant Bowen Client: Southern Company Data: Bowen AP-1

	BGWA-6	BGWC-10	BGWC-12	BGWC-14A	BGWC-16	BGWC-17	BGWC-18	BGWC-19	BGWC-20
9/23/2019	<0.1								
9/25/2019		0.075 (J)	0.13 (J)						
9/26/2019					<0.1	0.071 (J)	0.052 (J)	<0.1	<0.1
2/18/2020	<0.1								
2/20/2020		<0.1			<0.1				
2/24/2020			0.051 (J)			0.11 (J)	<0.1	0.05 (J)	<0.1
3/19/2020	<0.1		<0.1		0.052 (J)	0.12 (J)			
3/20/2020							<0.1	<0.1	
3/23/2020		<0.1							<0.1
5/22/2020				0.065 (J)					
6/23/2020				<0.1					
7/28/2020				<0.1					
9/2/2020				0.061 (J)					
9/23/2020	<0.1								
9/24/2020		<0.1			0.059 (J)	0.12	0.058 (J)		
9/25/2020			<0.1						
9/28/2020								<0.1	<0.1
10/1/2020				<0.1					
11/10/2020				<0.1					
12/15/2020				0.052					
1/20/2021				<0.1					
2/18/2021	<0.1	<0.1		0.055 (J)	0.064 (J)	0.1	<0.1	<0.1	<0.1
2/19/2021			<0.1						
3/24/2021			<0.1	<0.1	0.053 (J)	0.11	<0.1		
3/26/2021								0.053 (J)	
3/29/2021									<0.1
3/30/2021		<0.1							
3/31/2021	<0.1								
8/16/2021	<0.1								
8/18/2021		<0.1	<0.1	<0.1	<0.1				
8/19/2021						0.097 (J)	<0.1		
8/20/2021								<0.1	<0.1
2/9/2022	<0.1			<0.1					
2/11/2022		<0.1	<0.1		0.056 (J)	0.1			
2/16/2022							<0.1	<0.1	<0.1
7/26/2022	0.052 (J)			0.082 (J)					
7/27/2022			0.081 (J)		0.091 (J)	0.13	0.081 (J)	0.071 (J)	0.062 (J)
7/28/2022		0.064 (J)							
1/25/2023	0.066 (J)								
1/26/2023			0.083 (J)	0.084 (J)	0.091 (J)	0.13	0.056 (J)		
1/27/2023		0.058 (J)						0.077 (J)	
1/30/2023									0.064 (J)
8/15/2023	<0.1								
8/16/2023			0.089 (J)	0.076 (J)					
8/17/2023		0.05 (J)			0.074 (J)	0.12	0.056 (J)		
8/18/2023								0.077 (J)	0.068 (J)
1/31/2024	0.053 (J)								
2/1/2024		0.051 (J)	0.071 (J)	0.066 (J)	0.072 (J)	0.12			
2/2/2024							<0.1	0.069 (J)	
2/5/2024									0.056 (J)
Mean	0.08439	0.1034	0.1014	0.08381	0.1286	0.1822	0.1198	0.1122	0.1125
Std. Dev.	0.02677	0.06686	0.05849	0.01861	0.1069	0.132	0.09414	0.1054	0.1256

ND substitution: RL or RL/2 if <15% NDs.

Confidence Interval

Constituent: Fluoride (mg/L) Analysis Run 8/7/2024 11:56 AM View: Appendix IV

Plant Bowen Client: Southern Company Data: Bowen AP-1

	BGWA-6	BGWC-10	BGWC-12	BGWC-14A	BGWC-16	BGWC-17	BGWC-18	BGWC-19	BGWC-20
Upper Lim.	0.1	0.102	0.12	0.1	0.1386	0.18	0.14	0.11	0.1
Lower Lim.	0.06	0.05483	0.08	0.061	0.06381	0.11	0.06	0.07	0.062

Confidence Interval

Constituent: Fluoride (mg/L) Analysis Run 8/7/2024 11:56 AM View: Appendix IV

Plant Bowen Client: Southern Company Data: Bowen AP-1

	BGWC-21	BGWC-22	BGWC-23	BGWC-24	BGWC-25	BGWC-30	BGWC-32	BGWC-34D	BGWC-35D
6/8/2016	<0.1	0.43			0.14 (J)				
6/9/2016			0.12 (J)	<0.1					
8/15/2016					0.08 (J)				
8/18/2016	0.09 (J)	0.3 (J)	0.08 (J)	0.24 (J)					
10/10/2016	0.04 (J)	0.32	0.09 (J)	0.3	0.1 (J)				
12/7/2016			0.08 (J)	0.05 (J)					
12/8/2016	0.08 (J)	0.26 (J)			0.06 (J)				
1/23/2017						0.06 (J)			
2/7/2017						0.09 (J)			
2/17/2017	0.08 (J)	0.39							
2/20/2017			0.09 (J)	0.65	0.16 (J)				
3/27/2017						0.09 (J)			
4/17/2017						0.36			
4/19/2017	0.04 (J)		0.03 (J)	0.21 (J)					
4/20/2017		0.34			0.02 (J)				
5/22/2017						0.05 (J)			
6/1/2017	0.03 (J)				0.04 (J)				
6/5/2017		0.29 (J)	<0.1	0.05 (J)		0.32			
7/11/2017						0.13 (J)			
7/17/2017			0.09 (J)	2.5	0.07 (J)				
7/18/2017	0.08 (J)								
7/19/2017		0.33							
8/23/2017						0.17 (J)			
10/10/2017						0.35			
10/11/2017			0.09 (J)	1.8	0.11 (J)				
10/12/2017	0.12 (J)	0.31							
3/26/2018						0.75			
3/28/2018	<0.1				<0.1				
3/29/2018		0.58	<0.1	2					
6/13/2018			0.71	3.1					
6/14/2018	<0.1	0.15 (J)			<0.1				
6/15/2018						0.51			
10/19/2018	<0.1							<0.1	
10/22/2018		0.78	0.81	3.1	<0.1	0.44	0.65		0.91
3/1/2019		0.34	0.38	1	0.12 (J)	0.24 (J)			
4/2/2019						0.68			
4/3/2019	0.032 (J)	0.23 (J)	0.1 (J)	3					
4/4/2019					<0.1			0.035 (J)	0.26 (J)
4/5/2019							0.66		
5/2/2019		1.4							
5/3/2019							1.3		
9/24/2019								<0.1	
9/26/2019							0.15 (J)		0.11 (J)
9/27/2019		1	0.54			0.13 (J)			
9/30/2019	0.066 (J)			1.2	0.065 (J)				
11/15/2019							0.51		
2/25/2020		0.24 (J)	0.066 (J)						0.14 (J)
2/26/2020	<0.1			0.064 (J)	<0.1	0.057 (J)			
2/27/2020							0.13 (J)	<0.1	
3/20/2020	<0.1	0.23 (J)							
3/23/2020			0.056 (J)			0.054 (J)			
3/24/2020					<0.1		0.13 (J)	<0.1	

ND substitution: RL or RL/2 if <15% NDs.

Confidence Interval

Constituent: Fluoride (mg/L) Analysis Run 8/7/2024 11:56 AM View: Appendix IV

Plant Bowen Client: Southern Company Data: Bowen AP-1

	BGWC-21	BGWC-22	BGWC-23	BGWC-24	BGWC-25	BGWC-30	BGWC-32	BGWC-34D	BGWC-35D
3/25/2020				0.056 (J)					0.17 (J)
9/24/2020	<0.1	0.24	0.062 (J)						
9/25/2020				0.054 (J)		<0.1	0.097 (J)		0.17
9/28/2020					<0.1			<0.1	
2/19/2021	<0.1	0.2	<0.1	0.14				<0.1	
2/22/2021									0.21
2/23/2021					<0.1		0.13		
3/8/2021						<0.1			
3/25/2021						<0.1			
3/26/2021			0.054 (J)	0.095 (J)	<0.1				0.13
3/29/2021	<0.1	0.22							
3/30/2021							0.14	<0.1	
7/19/2021		0.24	0.065 (J)	0.13					
7/20/2021						<0.1			
8/19/2021					<0.1	<0.1			
8/20/2021	<0.1								0.22
8/23/2021		0.23	<0.1	0.12					
8/24/2021								<0.1	
8/25/2021							0.15		
11/1/2021		0.25	0.068 (J)	0.15		0.055 (J)			
2/14/2022			<0.1			0.075 (J)			
2/15/2022		0.24		<0.1					
2/16/2022	<0.1				<0.1		0.13	<0.1	
2/17/2022									0.21
7/27/2022					0.051 (J)				
7/28/2022	<0.1							0.053 (J)	0.23
7/29/2022							0.16		
8/1/2022			0.07 (J)			0.09 (J)			
8/2/2022		0.19		0.097 (J)					
10/21/2022				0.14 (R)					
1/27/2023	<0.1				0.053 (J)				
1/30/2023								0.06 (J)	0.17
1/31/2023							0.13		
2/1/2023				0.18		0.092 (J)			
2/2/2023			0.074 (J)						
2/7/2023		0.26							
8/17/2023					<0.1				
8/18/2023							0.14	0.052 (J)	
8/21/2023						0.065 (J)			
8/22/2023		0.23							
8/23/2023	<0.1		<0.1						
8/24/2023									0.1
8/25/2023				0.15					
1/30/2024				0.13					
2/5/2024	<0.1				<0.1			<0.1	
2/6/2024						0.073 (J)			
2/7/2024									0.15
2/8/2024		0.19	0.059 (J)				0.12		
Mean	0.08632	0.359	0.1566	0.7174	0.09112	0.194	0.2954	0.08571	0.2271
Std. Dev.	0.02492	0.27	0.1997	1.036	0.02992	0.1937	0.3296	0.02399	0.202
Upper Lim.	0.1	0.34	0.1	1	0.11	0.24	0.65	0.1	0.23
Lower Lim.	0.08	0.23	0.068	0.095	0.07	0.075	0.12	0.053	0.13

ND substitution: RL or RL/2 if <15% NDs.

Confidence Interval

Constituent: Fluoride (mg/L) Analysis Run 8/7/2024 11:56 AM View: Appendix IV

Plant Bowen Client: Southern Company Data: Bowen AP-1

	BGWC-36D	BGWC-37D	BGWC-38D	BGWC-39	BGWC-40	BGWC-41D	BGWC-42D	BGWC-43D	BGWC-44D
10/17/2018	<0.3								
4/2/2019	0.44								
9/27/2019	0.26 (J)								
12/13/2019				0.16 (J)					
12/16/2019					0.13 (J)				
2/25/2020		0.57							
2/26/2020	0.13 (J)								
2/27/2020			0.55	0.071 (J)					
2/28/2020					0.062 (J)				
3/23/2020	0.13 (J)								
3/24/2020		0.43	0.61	0.06 (J)					
3/25/2020					<0.1				
5/4/2020						<0.1		0.93	<0.1
5/11/2020							0.34		
5/20/2020							0.4	0.78	
9/2/2020			0.47			0.088 (J)			
9/3/2020							0.5	0.87	<0.1
9/25/2020		0.34							
9/28/2020	0.1								
9/29/2020				<0.1	<0.1				
2/18/2021									0.16
2/22/2021		0.3		0.095 (J)	<0.1	0.099 (J)	0.69		
3/8/2021	0.14							0.9	
3/9/2021			0.67						
3/25/2021	0.12								
3/26/2021		0.27							
3/29/2021			0.73					1	
3/30/2021					0.06 (J)				
3/31/2021				0.08 (J)		0.077 (J)			0.088 (J)
4/1/2021							0.72		
7/20/2021								1.2	
8/18/2021									<0.1
8/19/2021			0.4						
8/20/2021		0.18					0.56		
8/23/2021	0.11							1.2	
8/24/2021				0.18	0.076 (J)	0.11			
11/1/2021			0.32						
2/9/2022									0.11
2/14/2022	0.12		0.34						
2/15/2022						0.07 (J)		0.89	
2/16/2022				0.11	0.068 (J)				
2/17/2022		0.16					0.61		
7/26/2022									<0.1
7/28/2022		0.19			0.092 (J)		0.55		
7/29/2022	0.14					0.1			
8/1/2022								0.86	
8/2/2022			0.46	0.12					
1/25/2023									0.28
1/30/2023		0.16					0.64		
1/31/2023					0.084 (J)				
2/1/2023	0.13					0.084 (J)			
2/2/2023				0.098 (J)					

ND substitution: RL or RL/2 if <15% NDs.

Confidence Interval

Constituent: Fluoride (mg/L) Analysis Run 8/7/2024 11:56 AM View: Appendix IV

Plant Bowen Client: Southern Company Data: Bowen AP-1

	BGWC-36D	BGWC-37D	BGWC-38D	BGWC-39	BGWC-40	BGWC-41D	BGWC-42D	BGWC-43D	BGWC-44D
2/7/2023			0.11					0.97	
8/15/2023									0.16
8/18/2023					0.089 (J)				
8/21/2023	0.11		0.12						
8/23/2023				0.11		<0.1		1.1	
8/24/2023		0.14					0.52		
1/30/2024	0.096 (J)							0.82	
1/31/2024									0.12
2/6/2024			0.25						
2/7/2024		0.14			0.072 (J)	0.064 (J)	0.5		
2/8/2024				0.1					
Mean	0.1554	0.2618	0.4192	0.1028	0.08608	0.0892	0.5482	0.96	0.1318
Std. Dev.	0.09098	0.139	0.2017	0.03799	0.0201	0.01513	0.1152	0.1401	0.05786
Upper Lim.	0.15	0.3633	0.5774	0.1326	0.09449	0.09879	0.6442	1.07	0.16
Lower Lim.	0.1	0.1535	0.2609	0.07303	0.06536	0.07287	0.4522	0.85	0.1

ND substitution: RL or RL/2 if <15% NDs.

Confidence Interval

Constituent: Fluoride (mg/L) Analysis Run 8/7/2024 11:56 AM View: Appendix IV

Plant Bowen Client: Southern Company Data: Bowen AP-1

	BGWC-49D	BGWC-50D	BGWC-51	BGWC-52	BGWC-7	BGWC-8	BGWC-9
6/6/2016							0.12 (J)
6/7/2016						<0.1	
6/8/2016					0.19 (J)		
8/10/2016						0.07 (J)	
8/11/2016					0.15 (J)		0.27 (J)
10/4/2016						0.07 (J)	
10/5/2016							0.12 (J)
10/6/2016					0.17 (J)		
12/2/2016						0.09 (J)	
12/5/2016							0.26 (J)
12/6/2016					0.22 (J)		
2/14/2017						0.02 (J)	
2/15/2017					0.18 (J)		0.46
4/14/2017						0.02 (J)	
4/17/2017							0.14 (J)
4/18/2017					0.11 (J)		
5/26/2017						0.02 (J)	0.13 (J)
6/2/2017					0.07 (J)		
7/10/2017						0.03 (J)	
7/11/2017							0.2 (J)
7/14/2017					0.23 (J)		
10/10/2017						<0.1	0.61
10/11/2017					0.1 (J)		
3/26/2018						<0.1	
3/27/2018					<0.3		0.36
6/12/2018						0.061 (J)	0.13 (J)
6/13/2018					0.25 (J)		
10/16/2018						<0.1	
10/17/2018							0.13 (J)
10/18/2018					0.047 (J)		
2/25/2019						<0.1	
2/28/2019					0.23 (J)		
4/1/2019						<0.1	0.33
4/2/2019					0.22 (J)		
9/24/2019					0.12 (J)	<0.1	0.096 (J)
2/19/2020						<0.1	
2/20/2020							0.063 (J)
2/21/2020					0.12 (J)		
3/18/2020						<0.1	
3/19/2020					0.12 (J)		0.074 (J)
9/23/2020						<0.1	
9/24/2020							0.091 (J)
9/25/2020					0.11		
1/28/2021			0.17	0.1			
2/16/2021						<0.1	
2/17/2021							0.086 (J)
2/18/2021					0.13		
2/23/2021			0.087 (J)	0.073 (J)			
3/24/2021						<0.1	0.075 (J)
3/30/2021			0.11	0.12	0.18		
4/19/2021	0.055 (J)	0.078 (J)					
8/18/2021		<0.1				<0.1	0.073 (J)

ND substitution: RL or RL/2 if <15% NDs.

Confidence Interval

Constituent: Fluoride (mg/L) Analysis Run 8/7/2024 11:56 AM View: Appendix IV

Plant Bowen Client: Southern Company Data: Bowen AP-1

	BGWC-49D	BGWC-50D	BGWC-51	BGWC-52	BGWC-7	BGWC-8	BGWC-9
8/19/2021					0.12		
8/23/2021			0.084 (J)	0.093 (J)			
8/24/2021	<0.1						
2/9/2022		0.08 (J)					
2/10/2022						<0.1	0.071 (J)
2/11/2022					0.12		
2/14/2022			0.13	0.1			
2/17/2022	<0.1						
7/26/2022		0.12				0.067 (J)	0.11
7/28/2022				0.14	0.16		
8/1/2022	0.087 (J)		0.16				
1/25/2023		0.16					
1/26/2023					0.15	0.063 (J)	0.09 (J)
1/31/2023			0.15	0.14			
2/1/2023	0.085 (J)						
8/15/2023		0.14					
8/16/2023						0.064 (J)	
8/17/2023					0.14		0.091 (J)
8/21/2023			0.14				
8/22/2023	<0.1			0.098 (J)			
1/31/2024		0.12					
2/1/2024						0.051 (J)	0.074 (J)
2/2/2024					0.15		
2/5/2024			0.13	0.085 (J)			
2/6/2024	0.063 (J)						
Mean	0.08429	0.1069	0.129	0.1054	0.1514	0.07792	0.1702
Std. Dev.	0.01853	0.03885	0.03032	0.02329	0.05066	0.02899	0.1388
Upper Lim.	0.08833	0.153	0.1583	0.1279	0.1761	0.1	0.2
Lower Lim.	0.05561	0.06071	0.09972	0.08296	0.1267	0.063	0.086

ND substitution: RL or RL/2 if <15% NDs.

Confidence Interval

Constituent: Lead (mg/L) Analysis Run 8/7/2024 11:56 AM View: Appendix IV

Plant Bowen Client: Southern Company Data: Bowen AP-1

	BGWA-6	BGWC-10	BGWC-12	BGWC-14A	BGWC-16	BGWC-17	BGWC-18	BGWC-19	BGWC-20
6/6/2016	<0.001								
6/7/2016		<0.001	<0.001		<0.001	<0.001			
6/8/2016							<0.001	<0.001	<0.001
8/10/2016	<0.001								
8/11/2016					<0.001	<0.001			
8/12/2016			0.0001 (J)				0.0001 (J)	<0.001	<0.001
8/16/2016		<0.001							
10/4/2016	<0.001								
10/6/2016			0.0002 (J)						
10/7/2016		<0.001			<0.001	<0.001	<0.001	<0.001	
10/10/2016									<0.001
12/1/2016	<0.001								
12/5/2016			0.0003 (J)						
12/6/2016		<0.001			<0.001	<0.001	0.0001 (J)		
12/7/2016								<0.001	<0.001
2/14/2017	<0.001								
2/15/2017			<0.001						
2/16/2017		<0.001			<0.001	<0.001	0.0002 (J)	<0.001	
2/17/2017									<0.001
4/13/2017	<0.001								
4/18/2017		<0.001	<0.001		<0.001				
4/19/2017						<0.001	0.0001 (J)	0.0006 (J)	<0.001
5/25/2017	<0.001								
5/30/2017					0.0001 (J)	<0.001			
6/1/2017							9E-05 (J)	<0.001	0.0001 (J)
6/2/2017		<0.001	0.0001 (J)						
7/7/2017	<0.001								
7/12/2017		<0.001							
7/13/2017			0.0001 (J)						
7/14/2017					0.0002 (J)	<0.001	0.0001 (J)	<0.001	
7/18/2017									<0.001
3/27/2018		<0.001			<0.001	<0.001	<0.001	<0.001	
3/28/2018			<0.001						<0.001
2/25/2019					<0.001				
2/27/2019						<0.001	<0.001		<0.001
2/28/2019		<0.001	<0.001						
3/1/2019								<0.001	
4/1/2019			<0.001						
4/2/2019	7E-05 (J)	<0.001			<0.001	<0.001	8.1E-05 (J)		
4/3/2019								<0.001	<0.001
9/23/2019	<0.001								
9/25/2019		0.00019 (J)	0.00063 (J)						
9/26/2019					0.00034 (J)	<0.001	<0.001	<0.001	<0.001
2/18/2020	<0.001								
2/20/2020		0.00014 (J)			0.00014 (J)				
2/24/2020			<0.001			7.9E-05 (J)	<0.001	<0.001	<0.001
3/19/2020	<0.001		<0.001		0.00013 (J)	<0.001			
3/20/2020							<0.001	<0.001	
3/23/2020		<0.001							<0.001
5/22/2020				7.3E-05 (J)					
6/23/2020				<0.001					
7/28/2020				<0.001					

ND substitution: RL or RL/2 if <15% NDs.

Confidence Interval

Constituent: Lead (mg/L) Analysis Run 8/7/2024 11:56 AM View: Appendix IV

Plant Bowen Client: Southern Company Data: Bowen AP-1

	BGWA-6	BGWC-10	BGWC-12	BGWC-14A	BGWC-16	BGWC-17	BGWC-18	BGWC-19	BGWC-20
9/2/2020				<0.001					
9/23/2020	6.4E-05 (J)								
9/24/2020		<0.001			0.00021 (J)	<0.001	<0.001		
9/25/2020			<0.001						
9/28/2020								3.8E-05 (J)	8.3E-05 (J)
10/1/2020				6.2E-05 (J)					
11/10/2020				0.00011 (J)					
12/15/2020				5.6E-05 (J)					
1/20/2021				<0.001					
2/18/2021	5.7E-05 (J)	<0.001		<0.001	0.00013 (J)	<0.001	<0.001	<0.001	<0.001
2/19/2021			8.7E-05 (J)						
3/24/2021			0.00013 (J)	<0.001	8E-05 (J)	<0.001	<0.001		
3/26/2021								<0.001	
3/29/2021									<0.001
3/30/2021		<0.001							
3/31/2021	0.00016 (J)								
8/16/2021	<0.001								
8/18/2021		<0.001	<0.001	<0.001	<0.001				
8/19/2021						<0.001	<0.001		
8/20/2021								<0.001	<0.001
2/9/2022	<0.001			<0.001					
2/11/2022		<0.001	<0.001		<0.001	<0.001			
2/16/2022							<0.001	<0.001	<0.001
7/26/2022	<0.001			<0.001					
7/27/2022			<0.001		<0.001	<0.001	<0.001	<0.001	<0.001
7/28/2022		<0.001							
1/25/2023	<0.001								
1/26/2023			<0.001	<0.001	<0.001	<0.001	<0.001		
1/27/2023		<0.001						<0.001	
1/30/2023									<0.001
8/15/2023	<0.001								
8/16/2023			<0.001	<0.001					
8/17/2023		<0.001			0.00041 (J)	<0.001	<0.001		
8/18/2023								<0.001	<0.001
1/31/2024	<0.001								
2/1/2024		<0.001	<0.001	<0.001	0.00055 (J)	<0.001			
2/2/2024							<0.001	0.00018 (J)	
2/5/2024									<0.001
Mean	0.0008262	0.0009274	0.0007238	0.0007688	0.0006648	0.00096	0.0007292	0.0009051	0.000921
Std. Dev.	0.0003675	0.0002407	0.0004007	0.0004137	0.0004031	0.000192	0.0004192	0.0002655	0.0002618
Upper Lim.	0.001	0.001	0.001	0.001	0.001	0.001	0.001	0.001	0.001
Lower Lim.	0.00016	0.00019	0.0002	7.3E-05	0.0002	7.9E-05	0.0002	0.0006	0.0001

ND substitution: RL or RL/2 if <15% NDs.

Confidence Interval

Constituent: Lead (mg/L) Analysis Run 8/7/2024 11:56 AM View: Appendix IV

Plant Bowen Client: Southern Company Data: Bowen AP-1

	BGWC-21	BGWC-22	BGWC-23	BGWC-24	BGWC-25	BGWC-30	BGWC-31	BGWC-32	BGWC-34D
6/8/2016	<0.001	<0.001			<0.001				
6/9/2016			<0.001	0.00059 (J)					
8/15/2016					0.0005 (J)				
8/18/2016	<0.001	<0.001	<0.001	<0.001					
10/10/2016	<0.001	<0.001	<0.001	<0.001	<0.001				
12/7/2016			<0.001	<0.001					
12/8/2016	<0.001	<0.001			0.0006 (J)				
1/23/2017						0.0003 (J)			
2/7/2017						0.0002 (J)			
2/17/2017	<0.001	<0.001							
2/20/2017			<0.001	<0.001	0.0004 (J)				
3/27/2017						8E-05 (J)			
4/17/2017						<0.001			
4/19/2017	<0.001		<0.001	<0.001					
4/20/2017		<0.001			0.0002 (J)				
5/22/2017						<0.001			
6/1/2017	<0.001				7E-05 (J)				
6/5/2017		<0.001	<0.001	7E-05 (J)		<0.001			
7/11/2017						8E-05 (J)			
7/17/2017			<0.001	<0.001	<0.001				
7/18/2017	<0.001								
7/19/2017		<0.001							
8/23/2017						<0.001			
3/26/2018						<0.001			
3/28/2018	<0.001				<0.001				
3/29/2018		<0.001	<0.001	<0.001					
3/1/2019		0.00033 (J)	<0.001	<0.001	<0.001	<0.001			
4/2/2019						<0.001			
4/3/2019	6.8E-05 (J)	<0.001	<0.001	<0.001					
4/4/2019					<0.001		0.00065 (J)		5.4E-05 (J)
4/5/2019								<0.001	
9/24/2019							0.0004 (J)		<0.001
9/26/2019								<0.001	
9/27/2019		5.4E-05 (J)	<0.001			0.00018 (J)			
9/30/2019	7.3E-05 (J)			<0.001	<0.001				
2/25/2020		<0.001	<0.001						
2/26/2020	5.3E-05 (J)			<0.001	<0.001	0.00035 (J)	7.6E-05 (J)		
2/27/2020								<0.001	<0.001
3/20/2020	6E-05 (J)	<0.001							
3/23/2020			<0.001			0.00011 (J)	0.00028 (J)		
3/24/2020					<0.001			<0.001	<0.001
3/25/2020				5.4E-05 (J)					
9/24/2020	5E-05 (J)	0.00014 (J)	0.00014 (J)						
9/25/2020				0.0001 (J)		0.00016 (J)		0.00011 (J)	
9/28/2020					5.1E-05 (J)		0.0013 (J)		<0.001
2/19/2021	8.7E-05 (J)	0.00011 (J)	<0.001	4.3E-05 (J)					<0.001
2/22/2021							0.00045 (J)		
2/23/2021					7.4E-05 (J)			7.2E-05 (J)	
3/8/2021						0.00018 (J)			
3/25/2021						0.00015 (J)			
3/26/2021			0.00031 (J)	7.1E-05 (J)	0.00013 (J)				
3/29/2021	9.4E-05 (J)	6.1E-05 (J)					0.00061 (J)		

ND substitution: RL or RL/2 if <15% NDs.

Confidence Interval

Constituent: Lead (mg/L) Analysis Run 8/7/2024 11:56 AM View: Appendix IV

Plant Bowen Client: Southern Company Data: Bowen AP-1

	BGWC-21	BGWC-22	BGWC-23	BGWC-24	BGWC-25	BGWC-30	BGWC-31	BGWC-32	BGWC-34D
3/30/2021								<0.001	<0.001
8/19/2021					<0.001	<0.001			
8/20/2021	<0.001						<0.001		
8/23/2021		<0.001	<0.001	<0.001					
8/24/2021									<0.001
8/25/2021								<0.001	
2/14/2022			<0.001			<0.001			
2/15/2022		<0.001		<0.001					
2/16/2022	<0.001				<0.001		<0.001	<0.001	<0.001
7/27/2022					<0.001				
7/28/2022	<0.001						<0.001		<0.001
7/29/2022								<0.001	
8/1/2022			<0.001			<0.001			
8/2/2022		<0.001		<0.001					
10/21/2022				<0.001 (R)					
1/27/2023	<0.001				<0.001		<0.001		
1/30/2023									<0.001
1/31/2023								<0.001	
2/1/2023				<0.001		<0.001			
2/2/2023			<0.001						
2/7/2023		<0.001							
8/17/2023					<0.001				
8/18/2023							0.00024 (J)	<0.001	<0.001
8/21/2023						0.00017 (J)			
8/22/2023		0.00014 (J)							
8/23/2023	<0.001		<0.001						
8/25/2023				<0.001					
1/30/2024				<0.001					
2/2/2024							0.00043 (J)		
2/5/2024	<0.001				<0.001				<0.001
2/6/2024						<0.001			
2/8/2024		<0.001	<0.001					<0.001	
Mean	0.0007039	0.0007754	0.0009326	0.0007887	0.0007402	0.000607	0.0006489	0.0008602	0.0009272
Std. Dev.	0.0004438	0.0003895	0.0002247	0.000387	0.0003836	0.0004235	0.0003763	0.0003414	0.0002624
Upper Lim.	0.001	0.001	0.001	0.001	0.001	0.001	0.0006823	0.001	0.001
Lower Lim.	8.7E-05	0.00033	0.00031	0.00059	0.0004	0.00017	0.0002414	0.00011	5.4E-05

ND substitution: RL or RL/2 if <15% NDs.

Confidence Interval

Constituent: Lead (mg/L) Analysis Run 8/7/2024 11:56 AM View: Appendix IV

Plant Bowen Client: Southern Company Data: Bowen AP-1

	BGWC-35D	BGWC-36D	BGWC-37D	BGWC-38D	BGWC-39	BGWC-40	BGWC-41D	BGWC-42D	BGWC-43D
4/2/2019		0.00067 (J)							
4/4/2019	0.00023 (J)								
9/26/2019	6.9E-05 (J)								
9/27/2019		0.0005 (J)							
2/25/2020	0.00025 (J)		0.00011 (J)						
2/26/2020		0.00033 (J)							
2/27/2020				0.00025 (J)	<0.001				
2/28/2020						0.00014 (J)			
3/23/2020		0.00014 (J)							
3/24/2020			7.3E-05 (J)	0.00016 (J)	0.0001 (J)				
3/25/2020	0.00018 (J)					0.00017 (J)			
9/2/2020				0.00022 (J)			<0.001		
9/3/2020								<0.001	0.00012 (J)
9/25/2020	0.00037 (J)		0.00029 (J)						
9/28/2020		0.00017 (J)							
9/29/2020					<0.001	0.00024 (J)			
2/22/2021	0.00011 (J)		8.2E-05 (J)		<0.001	0.00014 (J)	<0.001	4.1E-05 (J)	
3/8/2021		0.00011 (J)							<0.001
3/9/2021				<0.001					
3/25/2021		<0.001							
3/26/2021	<0.001		<0.001						
3/29/2021				<0.001					<0.001
3/30/2021						0.00018 (J)			
3/31/2021					<0.001		3.6E-05 (J)		
4/1/2021								4.4E-05 (J)	
8/19/2021				<0.001					
8/20/2021	<0.001		<0.001					<0.001	
8/23/2021		<0.001							<0.001
8/24/2021					<0.001	<0.001	<0.001		
2/14/2022		<0.001		<0.001					
2/15/2022							<0.001		<0.001
2/16/2022					<0.001	<0.001			
2/17/2022	<0.001		<0.001					<0.001	
7/28/2022	<0.001		<0.001			<0.001		<0.001	
7/29/2022		<0.001					<0.001		
8/1/2022									<0.001
8/2/2022				<0.001	<0.001				
1/30/2023	<0.001		<0.001					<0.001	
1/31/2023						<0.001			
2/1/2023		<0.001					<0.001		
2/2/2023					<0.001				
2/7/2023				<0.001					<0.001
8/18/2023						<0.001			
8/21/2023		<0.001		0.00014 (J)					
8/23/2023					<0.001		<0.001		<0.001
8/24/2023	<0.001		0.00014 (J)					<0.001	
1/30/2024		<0.001							<0.001
2/6/2024				<0.001					
2/7/2024	<0.001		<0.001			<0.001	<0.001	<0.001	
2/8/2024					<0.001				
Mean	0.0006315	0.0006862	0.0006086	0.0007064	0.0009182	0.0006245	0.0008929	0.0007872	0.0009022
Std. Dev.	0.0004201	0.0003817	0.0004531	0.0004084	0.0002714	0.0004321	0.0003213	0.0004222	0.0002933

ND substitution: RL or RL/2 if <15% NDs.

Confidence Interval

Constituent: Lead (mg/L) Analysis Run 8/7/2024 11:56 AM View: Appendix IV

Plant Bowen Client: Southern Company Data: Bowen AP-1

	BGWC-35D	BGWC-36D	BGWC-37D	BGWC-38D	BGWC-39	BGWC-40	BGWC-41D	BGWC-42D	BGWC-43D
Upper Lim.	0.001	0.001	0.001	0.001	0.001	0.001	0.001	0.001	0.001
Lower Lim.	0.00011	0.00014	8.2E-05	0.00016	0.001	0.00014	3.6E-05	4.1E-05	0.00012

Confidence Interval

Constituent: Lead (mg/L) Analysis Run 8/7/2024 11:56 AM View: Appendix IV

Plant Bowen Client: Southern Company Data: Bowen AP-1

	BGWC-44D	BGWC-49D	BGWC-50D	BGWC-51	BGWC-52	BGWC-8	BGWC-9
6/6/2016							<0.001
6/7/2016						<0.001	
8/10/2016						<0.001	
8/11/2016							<0.001
10/4/2016						<0.001	
10/5/2016							0.0005 (J)
12/2/2016						<0.001	
12/5/2016							0.0002 (J)
2/14/2017						<0.001	
2/15/2017							<0.001
4/14/2017						<0.001	
4/17/2017							0.0001 (J)
5/26/2017						0.0003 (J)	0.0001 (J)
7/10/2017						<0.001	
7/11/2017							<0.001
3/26/2018						<0.001	
3/27/2018							<0.001
2/25/2019						<0.001	
4/1/2019						<0.001	9.2E-05 (J)
9/24/2019						<0.001	5.6E-05 (J)
2/19/2020						0.00014 (J)	
2/20/2020							8.2E-05 (J)
3/18/2020						<0.001	
3/19/2020							6.3E-05 (J)
9/3/2020	<0.001						
9/23/2020						<0.001	
9/24/2020							<0.001
1/28/2021				0.00016 (J)	5.4E-05 (J)		
2/16/2021						0.0001 (J)	
2/17/2021							7.5E-05 (J)
2/18/2021	0.00017 (J)						
2/23/2021				0.00015 (J)	0.0001 (J)		
3/24/2021						0.00015 (J)	<0.001
3/30/2021				0.00022 (J)	0.00011 (J)		
3/31/2021	<0.001						
4/19/2021		4.4E-05 (J)	0.00014 (J)				
8/18/2021	<0.001		<0.001			<0.001	<0.001
8/23/2021				<0.001	<0.001		
8/24/2021		<0.001					
2/9/2022	<0.001		<0.001				
2/10/2022						<0.001	<0.001
2/14/2022				<0.001	<0.001		
2/17/2022		<0.001					
7/26/2022	<0.001		<0.001			<0.001	<0.001
7/28/2022					<0.001		
8/1/2022		<0.001		<0.001			
1/25/2023	<0.001		<0.001				
1/26/2023						<0.001	<0.001
1/31/2023				<0.001	<0.001		
2/1/2023		<0.001					
8/15/2023	<0.001		<0.001				
8/16/2023						<0.001	

ND substitution: RL or RL/2 if <15% NDs.

Confidence Interval

Constituent: Lead (mg/L) Analysis Run 8/7/2024 11:56 AM View: Appendix IV

Plant Bowen Client: Southern Company Data: Bowen AP-1

	BGWC-44D	BGWC-49D	BGWC-50D	BGWC-51	BGWC-52	BGWC-8	BGWC-9
8/17/2023							<0.001
8/21/2023				<0.001			
8/22/2023		<0.001			<0.001		
1/31/2024	<0.001		<0.001				
2/1/2024						<0.001	<0.001
2/5/2024				<0.001	<0.001		
2/6/2024		<0.001					
Mean	0.0009078	0.0008634	0.0008771	0.0007256	0.000696	0.0008561	0.0006485
Std. Dev.	0.0002767	0.0003613	0.000325	0.0004121	0.0004562	0.0003223	0.000441
Upper Lim.	0.001	0.001	0.001	0.001	0.001	0.001	0.001
Lower Lim.	0.00017	4.4E-05	0.00014	0.00015	5.4E-05	0.0003	9.2E-05

ND substitution: RL or RL/2 if <15% NDs.

Confidence Interval

Constituent: Lithium (mg/L) Analysis Run 8/7/2024 11:56 AM View: Appendix IV

Plant Bowen Client: Southern Company Data: Bowen AP-1

	BGWA-6	BGWC-10	BGWC-12	BGWC-14A	BGWC-16	BGWC-17	BGWC-20	BGWC-22	BGWC-23
6/6/2016	<0.03								
6/7/2016		0.0065	<0.03		<0.03	<0.03			
6/8/2016							0.016	0.012	
6/9/2016									0.0074
8/10/2016	<0.03								
8/11/2016					<0.03	<0.03			
8/12/2016			<0.03				0.0202 (J)		
8/16/2016		<0.03							
8/18/2016								0.0118 (J)	0.0078 (J)
10/4/2016	<0.03								
10/6/2016			<0.03						
10/7/2016		<0.03			<0.03	<0.03			
10/10/2016							0.0194 (J)	0.0137 (J)	0.0093 (J)
12/1/2016	<0.03								
12/5/2016			<0.03						
12/6/2016		<0.03			<0.03	<0.03			
12/7/2016							0.0265 (J)		0.0117 (J)
12/8/2016								0.0154 (J)	
2/14/2017	<0.03								
2/15/2017			<0.03						
2/16/2017		<0.03			<0.03	<0.03			
2/17/2017							0.0253 (J)	0.0125 (J)	
2/20/2017									0.011 (J)
4/13/2017	<0.03								
4/18/2017		0.0011 (J)	<0.03		<0.03				
4/19/2017						<0.03	0.0233 (J)		0.0105 (J)
4/20/2017								0.012 (J)	
5/25/2017	<0.03								
5/30/2017					<0.03	<0.03			
6/1/2017							0.023 (J)		
6/2/2017		0.0011 (J)	<0.03						
6/5/2017								0.0114 (J)	0.0108 (J)
7/7/2017	<0.03								
7/12/2017		<0.03							
7/13/2017			<0.03						
7/14/2017					<0.03	<0.03			
7/17/2017									0.0095 (J)
7/18/2017							0.0207 (J)		
7/19/2017								0.0126 (J)	
3/27/2018		0.0025 (J)			<0.03	<0.03			
3/28/2018			<0.03				0.013 (J)		
3/29/2018								0.021 (J)	0.014 (J)
6/12/2018					<0.03				
6/13/2018							0.02 (J)		0.014 (J)
6/14/2018		0.0011 (J)	<0.03			<0.03		0.024 (J)	
10/16/2018	<0.03								
10/17/2018			<0.03			<0.03			
10/18/2018		0.0016 (J)			<0.03				
10/22/2018							0.016 (J)	0.034 (J)	0.016 (J)
2/25/2019					<0.03				
2/27/2019						<0.03	0.015 (J)		
2/28/2019		0.0017 (J)	0.0011 (J)						

ND substitution: RL or RL/2 if <15% NDs.

Confidence Interval

Constituent: Lithium (mg/L) Analysis Run 8/7/2024 11:56 AM View: Appendix IV

Plant Bowen Client: Southern Company Data: Bowen AP-1

	BGWA-6	BGWC-10	BGWC-12	BGWC-14A	BGWC-16	BGWC-17	BGWC-20	BGWC-22	BGWC-23
3/1/2019								0.022 (J)	0.017 (J)
4/1/2019			0.00078 (J)						
4/2/2019	<0.03	0.0012 (J)			0.00049 (J)	0.00069 (J)			
4/3/2019							0.012 (J)	0.024 (J)	0.013 (J)
9/23/2019	<0.03								
9/25/2019		<0.03	0.001 (J)						
9/26/2019					<0.03	<0.03	0.018 (J)		
9/27/2019								0.039	0.024 (J)
2/18/2020	<0.03								
2/20/2020		0.00093 (J)			<0.03				
2/24/2020			0.00091 (J)			<0.03	0.021 (J)		
2/25/2020								0.026 (J)	0.033
3/19/2020	<0.03		0.00097 (J)		<0.03	<0.03			
3/20/2020								0.029 (J)	
3/23/2020		0.00084 (J)					0.02 (J)		0.032
5/22/2020				<0.03					
6/23/2020				<0.03					
7/28/2020				<0.03					
9/2/2020				0.00095 (J)					
9/23/2020	<0.03								
9/24/2020		0.0013 (J)			<0.03	<0.03		0.043	0.031
9/25/2020			0.001 (J)						
9/28/2020							0.027 (J)		
10/1/2020				0.00095 (J)					
11/10/2020				<0.03					
12/15/2020				0.00091					
1/20/2021				0.00082 (J)					
2/18/2021	<0.03	0.0011 (J)		<0.03	<0.03	<0.03	0.041		
2/19/2021			0.0011 (J)					0.035	0.04
3/24/2021			0.0012 (J)	<0.03	<0.03	<0.03			
3/26/2021									0.039 (J)
3/29/2021							0.036	0.033	
3/30/2021		0.00092 (J)							
3/31/2021	0.00082 (J)								
8/16/2021	<0.03								
8/18/2021		<0.03	0.0013 (J)	0.00087 (J)	<0.03				
8/19/2021						<0.03			
8/20/2021							0.025 (J)		
8/23/2021								0.028 (J)	0.029 (J)
2/9/2022	<0.03			<0.03					
2/11/2022		0.00079 (J)	0.0011 (J)		<0.03	<0.03			
2/14/2022									0.033
2/15/2022								0.032 (J)	
2/16/2022							0.031		
7/26/2022	<0.03			0.0011 (J)					
7/27/2022			0.0014 (J)		<0.03	<0.03	0.037		
7/28/2022		0.00076 (J)							
8/1/2022									0.029 (J)
8/2/2022								0.03 (J)	
1/25/2023	<0.03								
1/26/2023			0.0013 (J)	0.00077 (J)	<0.03	<0.03			
1/27/2023		0.00082 (J)							

ND substitution: RL or RL/2 if <15% NDs.

Confidence Interval

Constituent: Lithium (mg/L) Analysis Run 8/7/2024 11:56 AM View: Appendix IV

Plant Bowen Client: Southern Company Data: Bowen AP-1

	BGWA-6	BGWC-10	BGWC-12	BGWC-14A	BGWC-16	BGWC-17	BGWC-20	BGWC-22	BGWC-23
1/30/2023							0.059		
2/2/2023									0.025 (J)
2/7/2023								0.018 (J)	
8/15/2023	<0.03								
8/16/2023			0.0016 (J)	0.0016 (J)					
8/17/2023		<0.03			<0.03	<0.03			
8/18/2023							0.078		
8/22/2023								0.021 (J)	
8/23/2023									0.016 (J)
1/31/2024	<0.03								
2/1/2024		<0.03	<0.03	0.0019 (J)	<0.03	<0.03			
2/5/2024							0.095		
2/8/2024								0.021 (J)	0.019 (J)
Mean	0.02867	0.01177	0.01499	0.01374	0.02882	0.02883	0.05025	0.02326	0.02008
Std. Dev.	0.006221	0.014	0.01472	0.01481	0.005902	0.005862	0.02485	0.009407	0.01038
Upper Lim.	0.03	0.03	0.03	0.03	0.03	0.03	0.07659	0.02794	0.02525
Lower Lim.	0.00082	0.00093	0.0011	0.00087	0.00049	0.00069	0.02391	0.01857	0.01491

ND substitution: RL or RL/2 if <15% NDs.

Confidence Interval

Constituent: Lithium (mg/L) Analysis Run 8/7/2024 11:56 AM View: Appendix IV

Plant Bowen Client: Southern Company Data: Bowen AP-1

	BGWC-24	BGWC-30	BGWC-34D	BGWC-35D	BGWC-36D	BGWC-37D	BGWC-38D	BGWC-39	BGWC-40
6/9/2016	0.0057								
8/18/2016	0.0061 (J)								
10/10/2016	0.006 (J)								
12/7/2016	0.0066 (J)								
1/23/2017		0.0171 (J)							
2/7/2017		0.0196 (J)							
2/20/2017	0.0053 (J)								
3/27/2017		0.0192 (J)							
4/17/2017		0.0169 (J)							
4/19/2017	0.0055 (J)								
5/22/2017		0.0167 (J)							
6/5/2017	0.0068 (J)	0.0177 (J)							
7/11/2017		0.0203 (J)							
7/17/2017	<0.03								
8/23/2017		0.0182 (J)							
3/26/2018		0.0063 (J)							
3/29/2018	0.0053 (J)								
6/13/2018	0.0067 (J)								
6/15/2018		0.0049 (J)							
10/17/2018					0.0044 (J)				
10/19/2018			0.00098 (J)						
10/22/2018	0.0075 (J)	0.005 (J)		0.011 (J)					
3/1/2019	0.0068 (J)	0.0044 (J)							
4/2/2019		0.0041 (J)			0.0021 (J)				
4/3/2019	0.0048 (J)								
4/4/2019			0.00068 (J)	0.0096 (J)					
9/24/2019			<0.03						
9/26/2019				0.013					
9/27/2019		0.0012 (J)			0.0028 (J)				
9/30/2019	0.0077 (J)								
2/25/2020				0.011 (J)		0.044			
2/26/2020	0.0082 (J)	0.00096 (J)			0.001 (J)				
2/27/2020			<0.03				0.02 (J)	0.0036 (J)	
2/28/2020									0.00084 (J)
3/23/2020		0.0014 (J)			<0.03				
3/24/2020			<0.03			0.025 (J)	0.019 (J)	0.0029 (J)	
3/25/2020	0.0078 (J)			0.0092 (J)					0.00079 (J)
9/2/2020							0.0096 (J)		
9/25/2020	0.0078 (J)	0.0011 (J)		0.0062 (J)		0.014 (J)			
9/28/2020			<0.03		0.0011 (J)				
9/29/2020								0.0066 (J)	<0.03
2/19/2021	0.0086 (J)		<0.03						
2/22/2021				0.014 (J)		0.0092 (J)		0.0038 (J)	<0.03
3/8/2021		0.0012 (J)			0.0017 (J)				
3/9/2021							0.011 (J)		
3/25/2021		<0.03			0.0022 (J)				
3/26/2021	<0.03			0.02 (J)		0.0066 (J)			
3/29/2021							0.012 (J)		
3/30/2021			<0.03						0.00086 (J)
3/31/2021								0.0039 (J)	
8/19/2021		0.0012 (J)					0.0066 (J)		
8/20/2021				0.016 (J)		0.004 (J)			

ND substitution: RL or RL/2 if <15% NDs.

Confidence Interval

Constituent: Lithium (mg/L) Analysis Run 8/7/2024 11:56 AM View: Appendix IV

Plant Bowen Client: Southern Company Data: Bowen AP-1

	BGWC-24	BGWC-30	BGWC-34D	BGWC-35D	BGWC-36D	BGWC-37D	BGWC-38D	BGWC-39	BGWC-40
8/23/2021	0.0076 (J)				0.0022 (J)				
8/24/2021			<0.03					0.0056 (J)	0.001 (J)
2/14/2022		0.0015 (J)			0.002 (J)		0.0061 (J)		
2/15/2022	0.0086 (J)								
2/16/2022			<0.03					0.0042 (J)	<0.15 (o)
2/17/2022				0.018 (J)		<0.15 (o)			
7/28/2022			<0.03	0.016 (J)		0.0026 (J)			<0.03
7/29/2022					0.0012 (J)				
8/1/2022		0.0012 (J)							
8/2/2022	<0.03						0.009 (J)	0.0038 (J)	
10/21/2022	0.0057 (J)								
1/30/2023			<0.03	0.021 (J)		0.0025 (J)			
1/31/2023									<0.03
2/1/2023	0.0063 (J)	0.0018 (J)			0.0013 (J)				
2/2/2023								0.0029 (J)	
2/7/2023							0.0011 (J)		
8/18/2023			<0.03						<0.03
8/21/2023		0.0012 (J)			0.0012 (J)		<0.03		
8/23/2023								0.0034 (J)	
8/24/2023				0.023 (J)		0.003 (J)			
8/25/2023	0.0058 (J)								
1/30/2024	0.0054 (J)				0.0016 (J)				
2/5/2024			<0.03						
2/6/2024		<0.03					0.0023 (J)		
2/7/2024				0.023 (J)		0.0029 (J)			<0.03
2/8/2024								0.0048 (J)	
Mean	0.0076	0.008526	0.02583	0.01507	0.002843	0.01138	0.01015	0.004136	0.01835
Std. Dev.	0.002929	0.007747	0.01059	0.005386	0.00361	0.01348	0.006141	0.001132	0.01504
Upper Lim.	0.0078	0.0169	0.03	0.01889	0.0028	0.01898	0.01527	0.00508	0.03
Lower Lim.	0.0057	0.0014	0.00098	0.01126	0.0011	0.002391	0.005037	0.003193	0.00084

ND substitution: RL or RL/2 if <15% NDs.

Confidence Interval

Constituent: Lithium (mg/L) Analysis Run 8/7/2024 11:56 AM View: Appendix IV

Plant Bowen Client: Southern Company Data: Bowen AP-1

	BGWC-41D	BGWC-42D	BGWC-43D	BGWC-44D	BGWC-49D	BGWC-50D	BGWC-51	BGWC-52	BGWC-7
6/8/2016									0.0079
8/11/2016									0.0093 (J)
10/6/2016									0.0102 (J)
12/6/2016									0.0094 (J)
2/15/2017									<0.03
4/18/2017									0.0086 (J)
6/2/2017									0.0102 (J)
7/14/2017									0.0092 (J)
3/27/2018									0.0087 (J)
6/13/2018									0.0084 (J)
10/18/2018									0.0083 (J)
2/28/2019									0.0086 (J)
4/2/2019									0.0073 (J)
9/24/2019									0.0083 (J)
2/21/2020									0.0088 (J)
3/19/2020									0.0097 (J)
9/2/2020	0.00092 (J)								
9/3/2020		0.0014 (J)	0.023 (J)	0.0016 (J)					
9/25/2020									0.0065 (J)
1/28/2021							0.0017 (J)	0.0037 (J)	
2/18/2021				0.0035 (J)					0.0072 (J)
2/22/2021	0.0017 (J)	<0.03							
2/23/2021							0.0015 (J)	0.0038 (J)	
3/8/2021			0.024 (J)						
3/29/2021			0.026 (J)						
3/30/2021							0.0035 (J)	0.0038 (J)	0.0084 (J)
3/31/2021	0.0017 (J)			0.0029 (J)					
4/1/2021		0.0022 (J)							
4/19/2021					0.0083 (J)	<0.03			
8/18/2021				0.0027 (J)		<0.03			
8/19/2021									0.007 (J)
8/20/2021		0.0012 (J)							
8/23/2021			0.031				0.0011 (J)	0.0033 (J)	
8/24/2021	0.0024 (J)				0.01 (J)				
2/9/2022				0.0036 (J)		<0.03			
2/11/2022									0.0074 (J)
2/14/2022							<0.03	0.002 (J)	
2/15/2022	0.002 (J)		0.027 (J)						
2/17/2022		<0.15 (o)			0.0076 (J)				
7/26/2022				0.0037 (J)		<0.03			
7/28/2022		0.0016 (J)						0.00088 (J)	0.0061 (J)
7/29/2022	0.0018 (J)								
8/1/2022			0.025 (J)		0.0057 (J)		<0.03		
1/25/2023				0.004 (J)		0.0019 (J)			
1/26/2023									0.0065 (J)
1/30/2023		<0.03							
1/31/2023							<0.03	0.0011 (J)	
2/1/2023	0.0019 (J)				0.0042 (J)				
2/7/2023			0.016 (J)						
8/15/2023				0.0063 (J)		0.0015 (J)			
8/17/2023									0.0059 (J)
8/21/2023							<0.03		

ND substitution: RL or RL/2 if <15% NDs.

Confidence Interval

Constituent: Lithium (mg/L) Analysis Run 8/7/2024 11:56 AM View: Appendix IV

Plant Bowen Client: Southern Company Data: Bowen AP-1

	BGWC-41D	BGWC-42D	BGWC-43D	BGWC-44D	BGWC-49D	BGWC-50D	BGWC-51	BGWC-52	BGWC-7
8/22/2023					0.0065 (J)			<0.03	
8/23/2023	<0.03		0.022 (J)						
8/24/2023		0.0017 (J)							
1/30/2024			0.017 (J)						
1/31/2024				0.0059 (J)		0.0019 (J)			
2/2/2024									0.0066 (J)
2/5/2024							<0.03	<0.03	
2/6/2024					0.0058 (J)				
2/7/2024	0.0022 (J)	0.0021 (J)							
Mean	0.003291	0.008775	0.02344	0.0038	0.006871	0.0179	0.01753	0.008731	0.00838
Std. Dev.	0.00441	0.0131	0.00472	0.001487	0.001922	0.01509	0.0148	0.01211	0.001853
Upper Lim.	0.015	0.03	0.028	0.005236	0.009154	0.03	0.03	0.03	0.009181
Lower Lim.	0.00092	0.0012	0.01889	0.002364	0.004589	0.0015	0.0011	0.00088	0.007449

ND substitution: RL or RL/2 if <15% NDs.

Confidence Interval

Constituent: Lithium (mg/L) Analysis Run 8/7/2024 11:56 AM View: Appendix IV

Plant Bowen Client: Southern Company Data: Bowen AP-1

	BGWC-8	BGWC-9
6/6/2016		<0.03
6/7/2016	<0.03	
8/10/2016	<0.03	
8/11/2016		<0.03
10/4/2016	<0.03	
10/5/2016		<0.03
12/2/2016	<0.03	
12/5/2016		<0.03
2/14/2017	<0.03	
2/15/2017		<0.03
4/14/2017	<0.03	
4/17/2017		0.0013 (J)
5/26/2017	<0.03	0.0013 (J)
7/10/2017	<0.03	
7/11/2017		<0.03
3/26/2018	<0.03	
3/27/2018		0.0014 (J)
6/12/2018	<0.03	0.0012 (J)
10/16/2018	0.001 (J)	
10/17/2018		<0.03
2/25/2019	<0.03	
4/1/2019	<0.03	0.0012 (J)
9/24/2019	<0.03	0.0011 (J)
2/19/2020	<0.03	
2/20/2020		0.002 (J)
3/18/2020	<0.03	
3/19/2020		0.0019 (J)
9/23/2020	<0.03	
9/24/2020		0.0011 (J)
2/16/2021	<0.03	
2/17/2021		0.0013 (J)
3/24/2021	<0.03	0.0014 (J)
8/18/2021	<0.03	0.0013 (J)
2/10/2022	<0.03	0.0016 (J)
7/26/2022	<0.03	0.0014 (J)
1/26/2023	<0.03	0.0018 (J)
8/16/2023	<0.03	
8/17/2023		0.0015 (J)
2/1/2024	<0.03	0.002 (J)
Mean	0.02884	0.009783
Std. Dev.	0.0058	0.01325
Upper Lim.	0.03	0.002
Lower Lim.	0.001	0.0013

ND substitution: RL or RL/2 if <15% NDs.

Confidence Interval

Constituent: Mercury (mg/L) Analysis Run 8/7/2024 11:56 AM View: Appendix IV

Plant Bowen Client: Southern Company Data: Bowen AP-1

	BGWA-6	BGWC-10	BGWC-12	BGWC-14A	BGWC-16	BGWC-17	BGWC-18	BGWC-19	BGWC-20
6/6/2016	8.4E-05 (J)								
6/7/2016		0.0001 (J)	0.0001 (J)		9.8E-05 (J)	0.00017 (J)			
6/8/2016							<0.0002	<0.0002	<0.0002
8/10/2016	<0.0002								
8/11/2016					<0.0002	0.00019 (J)			
8/12/2016			<0.0002				<0.0002	<0.0002	<0.0002
8/16/2016		<0.0002							
10/4/2016	<0.0002								
10/6/2016			<0.0002						
10/7/2016		<0.0002			<0.0002	0.00014 (J)	<0.0002	<0.0002	
10/10/2016									<0.0002
12/1/2016	<0.0002								
12/5/2016			<0.0002						
12/6/2016		<0.0002			<0.0002	0.00016 (J)	<0.0002		
12/7/2016								8E-05 (J)	<0.0002
2/14/2017	<0.0002								
2/15/2017			<0.0002						
2/16/2017		<0.0002			<0.0002	0.00017 (J)	<0.0002	<0.0002	
2/17/2017									<0.0002
4/13/2017	<0.0002								
4/18/2017		<0.0002	<0.0002		<0.0002				
4/19/2017						0.00014 (J)	<0.0002	<0.0002	<0.0002
5/25/2017	<0.0002								
5/30/2017					<0.0002	0.00023 (J)			
6/1/2017							<0.0002	<0.0002	<0.0002
6/2/2017		<0.0002	<0.0002						
7/7/2017	<0.0002								
7/12/2017		<0.0002							
7/13/2017			<0.0002						
7/14/2017					<0.0002	0.00016 (J)	<0.0002	<0.0002	
7/18/2017									<0.0002
3/27/2018		<0.0002			<0.0002	<0.0002	<0.0002	<0.0002	
3/28/2018			<0.0002						<0.0002
2/25/2019					<0.0002				
2/27/2019						0.00029 (J)	7.9E-05 (J)		6.6E-05 (J)
2/28/2019		4.8E-05 (J)	5.8E-05 (J)						
3/1/2019								5E-05 (J)	
4/1/2019			<0.0002						
4/2/2019	<0.0002	<0.0002			<0.0002	0.0004	<0.0002		
4/3/2019								<0.0002	<0.0002
9/23/2019	<0.0002								
9/25/2019		<0.0002	<0.0002						
9/26/2019					<0.0002	<0.0002	<0.0002	<0.0002	<0.0002
2/18/2020	<0.0002								
2/20/2020		<0.0002			<0.0002				
2/24/2020			<0.0002			0.0003 (J)	<0.0002	<0.0002	<0.0002
3/19/2020	<0.0002		<0.0002		<0.0002	0.00017 (J)			
3/20/2020							<0.0002	<0.0002	
3/23/2020		<0.0002							<0.0002
5/22/2020				<0.0002					
6/23/2020				<0.0002					
7/28/2020				<0.0002					

ND substitution: RL or RL/2 if <15% NDs.

Confidence Interval

Constituent: Mercury (mg/L) Analysis Run 8/7/2024 11:56 AM View: Appendix IV

Plant Bowen Client: Southern Company Data: Bowen AP-1

	BGWA-6	BGWC-10	BGWC-12	BGWC-14A	BGWC-16	BGWC-17	BGWC-18	BGWC-19	BGWC-20
9/2/2020				<0.0002					
9/23/2020	<0.0002								
9/24/2020		<0.0002			<0.0002	0.00027 (J)	<0.0002		
9/25/2020			<0.0002						
9/28/2020								<0.0002	<0.0002
10/1/2020				<0.0002					
11/10/2020				<0.0002					
12/15/2020				<0.0002					
1/20/2021				<0.0002					
2/18/2021	<0.0002	<0.0002		<0.0002	<0.0002	0.00017 (J)	<0.0002	<0.0002	<0.0002
2/19/2021			<0.0002						
3/24/2021			<0.0002	<0.0002	<0.0002	0.00012 (J)	<0.0002		
3/26/2021								<0.0002	
3/29/2021									<0.0002
3/30/2021		<0.0002							
3/31/2021	<0.0002								
8/16/2021	<0.0002								
8/18/2021		<0.0002	<0.0002	<0.0002	0.0002 (J)				
8/19/2021						<0.0002	<0.0002		
8/20/2021								<0.0002	<0.0002
2/9/2022	<0.0002			<0.0002					
2/11/2022		<0.0002	<0.0002		<0.0002	<0.0002			
2/16/2022							<0.0002	<0.0002	<0.0002
7/26/2022	<0.0002			0.00016 (J)					
7/27/2022			<0.0002		<0.0002	0.00025	<0.0002	<0.0002	<0.0002
7/28/2022		<0.0002							
1/25/2023	<0.0002								
1/26/2023			0.00013 (J)	<0.0002	0.00015 (J)	0.00027	<0.0002		
1/27/2023		0.00018 (J)						0.00018 (J)	
1/30/2023									<0.0002
8/15/2023	<0.0002								
8/16/2023			<0.0002	<0.0002					
8/17/2023		<0.0002			<0.0002	0.00031	<0.0002		
8/18/2023								<0.0002	<0.0002
1/31/2024	<0.0002								
2/1/2024		<0.0002	<0.0002	0.00015 (J)	<0.0002	0.00031			
2/2/2024							<0.0002	<0.0002	
2/5/2024									<0.0002
Mean	0.0001945	0.0001882	0.0001864	0.0001944	0.0001934	0.0002183	0.0001947	0.0001874	0.0001942
Std. Dev.	2.531E-05	3.71E-05	3.744E-05	1.548E-05	2.326E-05	7.017E-05	2.523E-05	3.911E-05	2.794E-05
Upper Lim.	0.0002	0.0002	0.0002	0.0002	0.0002	0.0002308	0.0002	0.0002	0.0002
Lower Lim.	8.4E-05	0.00018	0.00013	0.00016	0.00015	0.0001498	7.9E-05	0.00018	6.6E-05

ND substitution: RL or RL/2 if <15% NDs.

Confidence Interval

Constituent: Mercury (mg/L) Analysis Run 8/7/2024 11:56 AM View: Appendix IV

Plant Bowen Client: Southern Company Data: Bowen AP-1

	BGWC-21	BGWC-22	BGWC-23	BGWC-24	BGWC-25	BGWC-30	BGWC-31	BGWC-34D	BGWC-35D
6/8/2016	<0.0002	9.2E-05 (J)			<0.0002				
6/9/2016			<0.0002	<0.0002					
8/15/2016					<0.0002				
8/18/2016	<0.0002	<0.0002	<0.0002	<0.0002					
10/10/2016	<0.0002	<0.0002	<0.0002	4E-05 (J)	<0.0002				
12/7/2016			5E-05 (J)	7E-05 (J)					
12/8/2016	<0.0002	<0.0002			<0.0002				
1/23/2017						8E-05 (J)			
2/7/2017						0.00011 (J)			
2/17/2017	<0.0002	<0.0002							
2/20/2017			<0.0002	5E-05 (J)	<0.0002				
3/27/2017						8E-05 (J)			
4/17/2017						4E-05 (J)			
4/19/2017	<0.0002		<0.0002	0.00016 (J)					
4/20/2017		<0.0002			<0.0002				
5/22/2017						<0.0002			
6/1/2017	<0.0002				<0.0002				
6/5/2017		<0.0002	<0.0002	0.00013 (J)		6E-05 (J)			
7/11/2017						9.1E-05 (J)			
7/17/2017			<0.0002	0.00013 (J)	<0.0002				
7/18/2017	<0.0002								
7/19/2017		<0.0002							
8/23/2017						5E-05 (J)			
3/26/2018						<0.0002			
3/28/2018	<0.0002				<0.0002				
3/29/2018		<0.0002	<0.0002	<0.0002					
3/1/2019		4.2E-05 (J)	4.4E-05 (J)	0.00093	4.7E-05 (J)	0.0001 (J)			
4/2/2019						<0.0002			
4/3/2019	<0.0002	<0.0002	<0.0002	0.0013					
4/4/2019					<0.0002		<0.0002	<0.0002	<0.0002
9/24/2019							<0.0002	<0.0002	
9/26/2019									<0.0002
9/27/2019		<0.0002	<0.0002			<0.0002			
9/30/2019	<0.0002			0.0011	<0.0002				
2/25/2020		<0.0002	<0.0002						<0.0002
2/26/2020	<0.0002			0.0011	<0.0002	<0.0002	<0.0002		
2/27/2020								<0.0002	
3/20/2020	<0.0002	<0.0002							
3/23/2020			<0.0002			<0.0002	<0.0002		
3/24/2020					<0.0002			<0.0002	
3/25/2020				0.0011					<0.0002
9/24/2020	<0.0002	<0.0002	<0.0002						
9/25/2020				0.0036		<0.0002			<0.0002
9/28/2020					<0.0002		<0.0002	<0.0002	
2/19/2021	<0.0002	<0.0002	<0.0002	0.0033				<0.0002	
2/22/2021							<0.0002		<0.0002
2/23/2021					<0.0002				
3/8/2021						<0.0002			
3/25/2021						<0.0002			
3/26/2021			<0.0002	0.0058	<0.0002				<0.0002
3/29/2021	<0.0002	<0.0002					<0.0002		
3/30/2021								<0.0002	

ND substitution: RL or RL/2 if <15% NDs.

Confidence Interval

Constituent: Mercury (mg/L) Analysis Run 8/7/2024 11:56 AM View: Appendix IV

Plant Bowen Client: Southern Company Data: Bowen AP-1

	BGWC-21	BGWC-22	BGWC-23	BGWC-24	BGWC-25	BGWC-30	BGWC-31	BGWC-34D	BGWC-35D
8/19/2021					<0.0002	<0.0002			
8/20/2021	<0.0002						<0.0002		<0.0002
8/23/2021		<0.0002	<0.0002	0.00026					
8/24/2021								<0.0002	
2/14/2022			<0.0002			<0.0002			
2/15/2022		<0.0002		0.0014					
2/16/2022	<0.0002				<0.0002		<0.0002	<0.0002	
2/17/2022									<0.0002
7/27/2022					<0.0002				
7/28/2022	<0.0002						0.00015 (J)	0.00014 (J)	0.00016 (J)
8/1/2022			<0.0002			<0.0002			
8/2/2022		<0.0002		<0.0002					
10/21/2022				0.00026					
1/27/2023	0.00021				0.00015 (J)		0.00014 (J)		
1/30/2023								0.00016 (J)	0.00014 (J)
2/1/2023				0.00059		<0.0002			
2/2/2023			<0.0002						
2/7/2023		<0.0002							
8/17/2023					<0.0002				
8/18/2023							<0.0002	<0.0002	
8/21/2023						<0.0002			
8/22/2023		<0.0002							
8/23/2023	<0.0002		0.00013 (J)						
8/24/2023									<0.0002
8/25/2023				0.0023					
1/30/2024				0.00062					
2/2/2024							<0.0002		
2/5/2024	<0.0002				<0.0002			<0.0002	
2/6/2024						<0.0002			
2/7/2024									<0.0002
2/8/2024		<0.0002	<0.0002						
Mean	0.0002005	0.0001884	0.0001837	0.001043	0.0001912	0.000157	0.0001915	0.0001923	0.0001923
Std. Dev.	2.132E-06	3.905E-05	4.552E-05	0.001413	3.311E-05	6.177E-05	2.075E-05	1.922E-05	1.922E-05
Upper Lim.	0.00021	0.0002	0.0002	0.0009575	0.0002	0.0002	0.0002	0.0002	0.0002
Lower Lim.	0.0002	9.2E-05	0.00013	0.0001656	0.00015	9.1E-05	0.00015	0.00016	0.00016

ND substitution: RL or RL/2 if <15% NDs.

Confidence Interval

Constituent: Mercury (mg/L) Analysis Run 8/7/2024 11:56 AM View: Appendix IV

Plant Bowen Client: Southern Company Data: Bowen AP-1

	BGWC-36D	BGWC-38D	BGWC-41D	BGWC-43D	BGWC-44D	BGWC-51	BGWC-52	BGWC-7	BGWC-8
6/7/2016									9.7E-05 (J)
6/8/2016								<0.0002	
8/10/2016									<0.0002
8/11/2016								<0.0002	
10/4/2016									<0.0002
10/6/2016								<0.0002	
12/2/2016									<0.0002
12/6/2016								<0.0002	
2/14/2017									<0.0002
2/15/2017								<0.0002	
4/14/2017									<0.0002
4/18/2017								<0.0002	
5/26/2017									<0.0002
6/2/2017								<0.0002	
7/10/2017									<0.0002
7/14/2017								<0.0002	
3/26/2018									<0.0002
3/27/2018								<0.0002	
2/25/2019									<0.0002
2/28/2019								5.3E-05 (J)	
4/1/2019									<0.0002
4/2/2019	<0.0002							<0.0002	
9/24/2019								<0.0002	<0.0002
9/27/2019	<0.0002								
2/19/2020									<0.0002
2/21/2020								<0.0002	
2/26/2020	0.00018 (J)								
2/27/2020		<0.0002							
3/18/2020									<0.0002
3/19/2020								<0.0002	
3/23/2020	<0.0002								
3/24/2020		<0.0002							
9/2/2020		0.0001 (J)	<0.0002						
9/3/2020				<0.0002	<0.0002				
9/23/2020									<0.0002
9/25/2020								<0.0002	
9/28/2020	<0.0002								
1/28/2021						0.0046	0.00019 (J)		
2/16/2021									<0.0002
2/18/2021					<0.0002			<0.0002	
2/22/2021			<0.0002						
2/23/2021						0.0033	<0.0002		
3/8/2021	<0.0002			<0.0002					
3/9/2021		<0.0002							
3/24/2021									<0.0002
3/25/2021	<0.0002								
3/29/2021		<0.0002		<0.0002					
3/30/2021						0.002	<0.0002	<0.0002	
3/31/2021			<0.0002		<0.0002				
8/18/2021					<0.0002				<0.0002
8/19/2021		0.00012 (J)						<0.0002	
8/23/2021	<0.0002			<0.0002		0.0014	<0.0002		

ND substitution: RL or RL/2 if <15% NDs.

Confidence Interval

Constituent: Mercury (mg/L) Analysis Run 8/7/2024 11:56 AM View: Appendix IV

Plant Bowen Client: Southern Company Data: Bowen AP-1

	BGWC-36D	BGWC-38D	BGWC-41D	BGWC-43D	BGWC-44D	BGWC-51	BGWC-52	BGWC-7	BGWC-8
8/24/2021			<0.0002						
2/9/2022					<0.0002				
2/10/2022									<0.0002
2/11/2022								<0.0002	
2/14/2022	<0.0002	<0.0002				0.00025	<0.0002		
2/15/2022			<0.0002	<0.0002					
7/26/2022					0.00017 (J)				0.00016 (J)
7/28/2022							<0.0002	<0.0002	
7/29/2022	<0.0002		<0.0002						
8/1/2022				<0.0002		<0.0002			
8/2/2022		0.00028							
1/25/2023					<0.0002				
1/26/2023								<0.0002	<0.0002
1/31/2023						0.00021	0.00018 (J)		
2/1/2023	<0.0002		<0.0002						
2/7/2023		<0.0002		<0.0002					
8/15/2023					<0.0002				
8/16/2023									<0.0002
8/17/2023								<0.0002	
8/21/2023	0.00016 (J)	0.00057				0.00016 (J)			
8/22/2023							<0.0002		
8/23/2023			0.00018 (J)	0.00015 (J)					
1/30/2024	<0.0002			<0.0002					
1/31/2024					<0.0002				
2/1/2024									<0.0002
2/2/2024								<0.0002	
2/5/2024						<0.0002	<0.0002		
2/6/2024		<0.0002							
2/7/2024			<0.0002						
Mean	0.0001954	0.0002245	0.0001978	0.0001944	0.0001967	0.001369	0.0001967	0.0001936	0.0001938
Std. Dev.	1.198E-05	0.0001237	6.667E-06	1.667E-05	1E-05	0.001634	7.071E-06	3.065E-05	2.268E-05
Upper Lim.	0.0002	0.00028	0.0002	0.0002	0.0002	0.0046	0.0002	0.0002	0.0002
Lower Lim.	0.00018	0.00012	0.00018	0.00015	0.00017	0.00016	0.00018	5.3E-05	0.00016

ND substitution: RL or RL/2 if <15% NDs.

Confidence Interval

Constituent: Mercury (mg/L) Analysis Run 8/7/2024 11:56 AM View: Appendix IV

Plant Bowen Client: Southern Company Data: Bowen AP-1

	BGWC-9
6/6/2016	8E-05 (J)
8/11/2016	<0.0002
10/5/2016	<0.0002
12/5/2016	<0.0002
2/15/2017	<0.0002
4/17/2017	<0.0002
5/26/2017	<0.0002
7/11/2017	<0.0002
3/27/2018	<0.0002
4/1/2019	<0.0002
9/24/2019	<0.0002
2/20/2020	<0.0002
3/19/2020	<0.0002
9/24/2020	<0.0002
2/17/2021	<0.0002
3/24/2021	<0.0002
8/18/2021	<0.0002
2/10/2022	<0.0002
7/26/2022	0.00016 (J)
1/26/2023	0.00013 (J)
8/17/2023	<0.0002
2/1/2024	<0.0002
Mean	0.0001895
Std. Dev.	2.968E-05
Upper Lim.	0.0002
Lower Lim.	0.00016

ND substitution: RL or RL/2 if <15% NDs.

Confidence Interval

Constituent: Molybdenum (mg/L) Analysis Run 8/7/2024 11:56 AM View: Appendix IV

Plant Bowen Client: Southern Company Data: Bowen AP-1

	BGWA-6	BGWC-10	BGWC-14A	BGWC-19	BGWC-20	BGWC-21	BGWC-22	BGWC-23	BGWC-24
6/6/2016	<0.01								
6/7/2016		0.0067 (J)							
6/8/2016				<0.01	0.011 (J)	0.0027 (J)	0.07		
6/9/2016								0.013 (J)	0.0024 (J)
8/10/2016	<0.01								
8/12/2016				<0.01	0.0127				
8/16/2016		0.0032 (J)							
8/18/2016						0.0023 (J)	0.0758	0.0136	0.0034 (J)
10/4/2016	<0.01								
10/7/2016		0.0032 (J)		<0.01					
10/10/2016					0.0136	0.0025 (J)	0.0712	0.0134	0.0047 (J)
12/1/2016	<0.01								
12/6/2016		0.0049 (J)							
12/7/2016				<0.01	0.0139			0.0128	0.0066 (J)
12/8/2016						<0.01	0.0682		
2/14/2017	<0.01								
2/16/2017		0.0039 (J)		<0.01					
2/17/2017					0.0148	<0.01	0.066		
2/20/2017								0.0122	0.0026 (J)
4/13/2017	<0.01								
4/18/2017		0.0032 (J)							
4/19/2017				<0.01	0.012	0.0014 (J)		0.0124	0.002 (J)
4/20/2017							0.0662		
5/25/2017	<0.01								
6/1/2017				<0.01	0.0125	0.0012 (J)			
6/2/2017		0.0035 (J)							
6/5/2017							0.071	0.0115	0.0015 (J)
7/7/2017	<0.01								
7/12/2017		0.0037 (J)							
7/14/2017				<0.01					
7/17/2017								0.0131	0.0013 (J)
7/18/2017					0.0155	0.0013 (J)			
7/19/2017							0.0703		
3/27/2018		0.0032 (J)		<0.01					
3/28/2018					0.012	<0.01			
3/29/2018							0.056	0.013	0.0027 (J)
6/13/2018					0.016			0.013	<0.01
6/14/2018		0.0033 (J)				<0.01	0.059		
6/15/2018				<0.01					
10/16/2018	<0.01								
10/18/2018		0.0034 (J)							
10/19/2018				<0.01		<0.01			
10/22/2018					0.013		0.055	0.013	<0.01
2/27/2019					0.013				
2/28/2019		0.0035 (J)							
3/1/2019				<0.01			0.039	0.013	<0.01
4/2/2019	0.00026 (J)	0.0032 (J)							
4/3/2019				0.00023 (J)	0.012	0.0019 (J)	0.039	0.012	0.00095 (J)
5/2/2019							0.043		
9/23/2019	<0.01								
9/25/2019		0.0035 (J)							
9/26/2019				<0.01	0.015				

ND substitution: RL or RL/2 if <15% NDs.

Confidence Interval

Constituent: Molybdenum (mg/L) Analysis Run 8/7/2024 11:56 AM View: Appendix IV

Plant Bowen Client: Southern Company Data: Bowen AP-1

	BGWA-6	BGWC-10	BGWC-14A	BGWC-19	BGWC-20	BGWC-21	BGWC-22	BGWC-23	BGWC-24
9/27/2019							0.045	0.012	
9/30/2019						0.003 (J)			0.00099 (J)
2/18/2020	<0.01								
2/20/2020		0.0037 (J)							
2/24/2020				<0.01	0.015				
2/25/2020							0.039	0.014	
2/26/2020						0.0016 (J)			<0.01
3/19/2020	<0.01								
3/20/2020				<0.01		0.0023 (J)	0.039		
3/23/2020		0.0035 (J)			0.016			0.013	
3/25/2020									<0.01
5/22/2020			0.0012 (J)						
6/23/2020			<0.01						
7/28/2020			0.00094 (J)						
9/2/2020			0.0013 (J)						
9/23/2020	<0.01								
9/24/2020		0.0032 (J)				0.0036 (J)	0.04	0.011	
9/25/2020									0.00081 (J)
9/28/2020				<0.01	0.018				
10/1/2020			0.0017 (J)						
11/10/2020			0.0016 (J)						
12/15/2020			0.0019						
1/20/2021			0.0016 (J)						
2/18/2021	<0.01	0.0036 (J)	0.0045 (J)	<0.01	0.028				
2/19/2021						0.0013 (J)	0.046	0.011	<0.01
3/24/2021			<0.01						
3/26/2021				<0.01				0.011 (J)	<0.01
3/29/2021					0.024	0.0021 (J)	0.045		
3/30/2021		0.0035 (J)							
3/31/2021	0.001 (J)								
7/19/2021							0.044	0.011	<0.01
8/16/2021	<0.01								
8/18/2021		0.0029 (J)	0.0011 (J)						
8/20/2021				<0.01	0.026	0.003 (J)			
8/23/2021							0.041	0.0098 (J)	<0.01
11/1/2021							0.043	0.0092 (J)	<0.01
2/9/2022	<0.01		<0.01						
2/11/2022		0.003 (J)							
2/14/2022								0.0079 (J)	
2/15/2022							0.039		<0.01
2/16/2022				<0.01	0.025	0.005 (J)			
7/26/2022	<0.01		0.0015 (J)						
7/27/2022				<0.01	0.028				
7/28/2022		0.0028 (J)				0.0042 (J)			
8/1/2022								0.0071 (J)	
8/2/2022							0.04		0.0027 (J)
10/21/2022									<0.01 (R)
1/25/2023	<0.01								
1/26/2023			0.0016 (J)						
1/27/2023		0.0025 (J)		<0.01		0.003 (J)			
1/30/2023					0.035				
2/1/2023									<0.01

ND substitution: RL or RL/2 if <15% NDs.

Confidence Interval

Constituent: Molybdenum (mg/L) Analysis Run 8/7/2024 11:56 AM View: Appendix IV

Plant Bowen Client: Southern Company Data: Bowen AP-1

	BGWA-6	BGWC-10	BGWC-14A	BGWC-19	BGWC-20	BGWC-21	BGWC-22	BGWC-23	BGWC-24
2/2/2023								0.0078 (J)	
2/7/2023							0.032		
8/15/2023	<0.01								
8/16/2023			0.0016 (J)						
8/17/2023		0.0025 (J)							
8/18/2023				<0.01	0.054				
8/22/2023							0.036		
8/23/2023						0.0027 (J)		0.006 (J)	
8/25/2023									<0.01
1/30/2024									<0.01
1/31/2024	0.00063 (J)								
2/1/2024		0.002 (J)	0.0018 (J)						
2/2/2024				<0.01					
2/5/2024					0.056	0.004 (J)			
2/8/2024							0.033	0.0056 (J)	
Mean	0.008722	0.003424	0.003271	0.009609	0.02048	0.004129	0.05042	0.0112	0.006523
Std. Dev.	0.003293	0.0008719	0.00343	0.001954	0.01219	0.003218	0.01394	0.002415	0.00396
Upper Lim.	0.01	0.0036	0.0045	0.01	0.025	0.002674	0.066	0.01248	0.01
Lower Lim.	0.001	0.003	0.0012	0.00023	0.0127	0.001693	0.04	0.01067	0.0026

ND substitution: RL or RL/2 if <15% NDs.

Confidence Interval

Constituent: Molybdenum (mg/L) Analysis Run 8/7/2024 11:56 AM View: Appendix IV

Plant Bowen Client: Southern Company Data: Bowen AP-1

	BGWC-25	BGWC-30	BGWC-31	BGWC-32	BGWC-34D	BGWC-35D	BGWC-36D	BGWC-37D	BGWC-38D
6/8/2016	0.0064 (J)								
8/15/2016	0.0039 (J)								
10/10/2016	0.0029 (J)								
12/8/2016	<0.01								
1/23/2017		0.0125							
2/7/2017		0.0163							
2/20/2017	0.0024 (J)								
3/27/2017		0.0157							
4/17/2017		0.0178							
4/20/2017	0.0019 (J)								
5/22/2017		0.0208							
6/1/2017	0.0026 (J)								
6/5/2017		0.0191							
7/11/2017		0.0218							
7/17/2017	0.0024 (J)								
8/23/2017		0.0218							
3/26/2018		0.014							
3/28/2018	<0.01								
6/14/2018	<0.01								
6/15/2018		0.012							
10/17/2018							0.017		
10/18/2018			<0.01						
10/19/2018					0.0021 (J)				
10/22/2018	<0.01	0.01		0.0038 (J)		0.033			
11/29/2018						0.03			
1/14/2019							0.013		
3/1/2019	<0.01	0.011							
4/2/2019		0.01					0.011		
4/4/2019	0.00096 (J)		0.00033 (J)		0.0011 (J)	0.03			
4/5/2019				0.0035 (J)					
5/2/2019									0.11
5/3/2019				0.0048 (J)				0.04	
9/24/2019			<0.01		<0.01				
9/26/2019				0.003 (J)		0.033			
9/27/2019		0.0036 (J)					0.013		
9/30/2019	<0.01								
2/25/2020						0.026		0.012	
2/26/2020	<0.01	0.0023 (J)	<0.01				0.0032 (J)		
2/27/2020				0.0032 (J)	0.001 (J)				0.11
3/23/2020		0.0037 (J)	<0.01				0.0058 (J)		
3/24/2020	<0.01			0.0031 (J)	0.001 (J)			0.01	0.12
3/25/2020						0.022			
9/2/2020									0.1
9/25/2020		0.0027 (J)		0.003 (J)		0.024		0.0088 (J)	
9/28/2020	<0.01		<0.01		0.00078 (J)		0.0084 (J)		
2/19/2021					0.0009 (J)				
2/22/2021			<0.01			0.035		0.012	
2/23/2021	<0.01			0.0032 (J)					
3/8/2021		0.0031 (J)					0.0083 (J)		
3/9/2021									0.13
3/25/2021		0.0017 (J)					0.013		
3/26/2021	<0.01					0.036		0.017	

ND substitution: RL or RL/2 if <15% NDs.

Confidence Interval

Constituent: Molybdenum (mg/L) Analysis Run 8/7/2024 11:56 AM View: Appendix IV

Plant Bowen Client: Southern Company Data: Bowen AP-1

	BGWC-25	BGWC-30	BGWC-31	BGWC-32	BGWC-34D	BGWC-35D	BGWC-36D	BGWC-37D	BGWC-38D
3/29/2021			<0.01						0.13
3/30/2021				0.0037 (J)	0.0011 (J)				
7/20/2021		0.0018 (J)							
8/19/2021	<0.01	0.0032 (J)							0.076
8/20/2021			<0.01			0.04		0.016	
8/23/2021							0.014		
8/24/2021					0.00098 (J)				
8/25/2021				0.0038 (J)					
11/1/2021		0.0032 (J)							0.081
2/14/2022		0.0048 (J)					0.012		0.097
2/16/2022	<0.01		<0.01	0.0038 (J)	0.00094 (J)				
2/17/2022						0.039		0.016	
7/27/2022	<0.01								
7/28/2022			<0.01		0.0011 (J)	0.036		0.0082 (J)	
7/29/2022				0.0036 (J)			0.0095 (J)		
8/1/2022		0.0047 (J)							
8/2/2022									0.093
1/27/2023	<0.01		<0.01						
1/30/2023					0.0011 (J)	0.035		0.014	
1/31/2023				0.0039 (J)					
2/1/2023		0.0058 (J)					0.0083 (J)		
2/7/2023									0.02
8/17/2023	<0.01								
8/18/2023			<0.01	0.0041 (J)	0.0011 (J)				
8/21/2023		0.0048 (J)					0.01		0.04
8/24/2023						0.034		0.019	
1/30/2024							0.012		
2/2/2024			<0.01						
2/5/2024	<0.01				0.001 (J)				
2/6/2024		0.0049 (J)							0.09
2/7/2024						0.037		0.016	
2/8/2024				0.0043 (J)					
Mean	0.007738	0.009374	0.009309	0.003653	0.001371	0.03267	0.01057	0.01575	0.09208
Std. Dev.	0.003478	0.006858	0.002584	0.0005111	0.001088	0.005314	0.003471	0.008366	0.03251
Upper Lim.	0.01	0.01151	0.01	0.004	0.0021	0.03627	0.01292	0.01997	0.1162
Lower Lim.	0.0039	0.00534	0.00033	0.003307	0.00094	0.02907	0.008215	0.01033	0.06791

ND substitution: RL or RL/2 if <15% NDs.

Confidence Interval

Constituent: Molybdenum (mg/L) Analysis Run 8/7/2024 11:56 AM View: Appendix IV

Plant Bowen Client: Southern Company Data: Bowen AP-1

	BGWC-39	BGWC-40	BGWC-41D	BGWC-42D	BGWC-43D	BGWC-44D	BGWC-49D	BGWC-50D	BGWC-51
2/27/2020	0.0039 (J)								
2/28/2020		0.0014 (J)							
3/24/2020	0.0026 (J)								
3/25/2020		0.0012 (J)							
5/4/2020			<0.01		0.14	<0.01			
5/11/2020				0.02					
5/20/2020				0.021	0.16				
9/2/2020			0.015						
9/3/2020				0.018	0.11	0.0055 (J)			
9/29/2020	0.01	0.00069 (J)							
1/28/2021									<0.01
2/18/2021						0.0062 (J)			
2/22/2021	0.0076 (J)	<0.01	0.013	0.0052 (J)					
2/23/2021									<0.01
3/8/2021					0.2				
3/29/2021					0.21				
3/30/2021		<0.01							0.0027 (J)
3/31/2021	0.0062 (J)		0.011			0.0023 (J)			
4/1/2021				0.0059 (J)					
4/19/2021							0.0067 (J)	0.0043 (J)	
7/20/2021					0.24				
8/18/2021						0.0041 (J)		0.0021 (J)	
8/20/2021				0.013					
8/23/2021					0.21				<0.01
8/24/2021	0.0076 (J)	<0.01	0.011				0.0049 (J)		
2/9/2022						0.0011 (J)		0.0032 (J)	
2/14/2022									<0.01
2/15/2022			0.0087 (J)		0.15				
2/16/2022	0.0052 (J)	<0.01							
2/17/2022				0.0055 (J)			0.0056 (J)		
7/26/2022						0.012		0.0029 (J)	
7/28/2022		<0.01		0.0092 (J)					
7/29/2022			0.008 (J)						
8/1/2022					0.16		0.0066 (J)		<0.01
8/2/2022	0.0062 (J)								
1/25/2023						0.011		0.0067 (J)	
1/30/2023				0.0033 (J)					
1/31/2023		<0.01							<0.01
2/1/2023			0.0092 (J)				0.0072 (J)		
2/2/2023	0.0035 (J)								
2/7/2023					0.13				
8/15/2023						0.0026 (J)		0.0041 (J)	
8/18/2023		<0.01							
8/21/2023									<0.01
8/22/2023							0.0048 (J)		
8/23/2023	0.0026 (J)		0.0092 (J)		0.18				
8/24/2023				0.013					
1/30/2024					0.12				
1/31/2024						0.0014 (J)		0.0041 (J)	
2/5/2024									<0.01
2/6/2024							0.0056 (J)		
2/7/2024		<0.01	0.0079 (J)	0.013					

ND substitution: RL or RL/2 if <15% NDs.

Confidence Interval

Constituent: Molybdenum (mg/L) Analysis Run 8/7/2024 11:56 AM View: Appendix IV

Plant Bowen Client: Southern Company Data: Bowen AP-1

	BGWC-39	BGWC-40	BGWC-41D	BGWC-42D	BGWC-43D	BGWC-44D	BGWC-49D	BGWC-50D	BGWC-51
2/8/2024	0.0036 (J)								
Mean	0.005364	0.007572	0.0098	0.01155	0.1675	0.00512	0.005914	0.003914	0.009189
Std. Dev.	0.002386	0.004162	0.002828	0.006253	0.0407	0.00378	0.0009317	0.001461	0.002433
Upper Lim.	0.007352	0.01	0.01232	0.01677	0.1994	0.008492	0.007021	0.00565	0.01
Lower Lim.	0.003375	0.0012	0.007277	0.006344	0.1356	0.001748	0.004808	0.002179	0.0027

Confidence Interval

Constituent: Molybdenum (mg/L) Analysis Run 8/7/2024 11:56 AM View: Appendix IV

Plant Bowen Client: Southern Company Data: Bowen AP-1

	BGWC-52	BGWC-7	BGWC-8	BGWC-9
6/6/2016				0.0028 (J)
6/7/2016			0.00063 (J)	
6/8/2016		0.0088 (J)		
8/10/2016			0.0039 (J)	
8/11/2016		0.01		0.003 (J)
10/4/2016			0.0052 (J)	
10/5/2016				0.0032 (J)
10/6/2016		0.0117		
12/2/2016			<0.01	
12/5/2016				0.0033 (J)
12/6/2016		0.0102		
2/14/2017			0.0044 (J)	
2/15/2017		0.0018 (J)		0.0027 (J)
4/14/2017			0.0013 (J)	
4/17/2017				0.0025 (J)
4/18/2017		0.0103		
5/26/2017			0.0024 (J)	0.0029 (J)
6/2/2017		0.0129		
7/10/2017			0.0013 (J)	
7/11/2017				0.0029 (J)
7/14/2017		0.0129		
3/26/2018			<0.01	
3/27/2018		0.01		0.0031 (J)
6/12/2018			0.0026 (J)	0.0043 (J)
6/13/2018		0.013		
10/16/2018			0.0041 (J)	
10/17/2018				0.0038 (J)
10/18/2018		0.01 (J)		
2/25/2019			<0.01	
2/28/2019		0.016		
4/1/2019			0.00054 (J)	0.0027 (J)
4/2/2019		0.011		
9/24/2019		0.01 (J)	0.0016 (J)	0.0041 (J)
2/19/2020			0.0018 (J)	
2/20/2020				0.002 (J)
2/21/2020		0.011		
3/18/2020			<0.01	
3/19/2020		0.011		0.0024 (J)
9/23/2020			<0.01	
9/24/2020				0.0034 (J)
9/25/2020		0.0099 (J)		
1/28/2021	0.0038 (J)			
2/16/2021			0.0011 (J)	
2/17/2021				0.0033 (J)
2/18/2021		0.0098 (J)		
2/23/2021	0.0039 (J)			
3/24/2021			<0.01	0.0027 (J)
3/30/2021	0.0035 (J)	0.011		
8/18/2021			0.0019 (J)	0.0028 (J)
8/19/2021		0.0094 (J)		
8/23/2021	0.0038 (J)			
2/10/2022			0.00081 (J)	0.0026 (J)

ND substitution: RL or RL/2 if <15% NDs.

Confidence Interval

Constituent: Molybdenum (mg/L) Analysis Run 8/7/2024 11:56 AM View: Appendix IV

Plant Bowen Client: Southern Company Data: Bowen AP-1

	BGWC-52	BGWC-7	BGWC-8	BGWC-9
2/11/2022		0.0088 (J)		
2/14/2022	0.0041 (J)			
7/26/2022			0.00096 (J)	0.0029 (J)
7/28/2022	0.0053 (J)	0.009 (J)		
1/26/2023		0.0096 (J)	0.00095 (J)	0.002 (J)
1/31/2023	0.0087 (J)			
8/16/2023			<0.01	
8/17/2023		0.011		0.0039 (J)
8/22/2023	0.0039 (J)			
2/1/2024			<0.01	0.0016 (J)
2/2/2024		0.01		
2/5/2024	0.004 (J)			
Mean	0.004556	0.01036	0.00462	0.002954
Std. Dev.	0.001634	0.0024	0.003951	0.0006527
Upper Lim.	0.0087	0.011	0.01	0.003287
Lower Lim.	0.0035	0.0098	0.0011	0.002621

ND substitution: RL or RL/2 if <15% NDs.

Confidence Interval

Constituent: Selenium (mg/L) Analysis Run 8/7/2024 11:56 AM View: Appendix IV

Plant Bowen Client: Southern Company Data: Bowen AP-1

	BGWA-6	BGWC-12	BGWC-14A	BGWC-16	BGWC-17	BGWC-18	BGWC-19	BGWC-20	BGWC-21
6/6/2016	<0.005								
6/7/2016		<0.005		<0.005	0.0004 (J)				
6/8/2016						<0.005	0.00043 (J)	<0.005	<0.005
8/10/2016	<0.005								
8/11/2016				<0.005	<0.005				
8/12/2016		<0.005				<0.005	<0.005	<0.005	
8/18/2016									<0.005
10/4/2016	<0.005								
10/6/2016		<0.005							
10/7/2016				<0.005	<0.005	<0.005	<0.005		
10/10/2016								<0.005	0.001 (J)
12/1/2016	<0.005								
12/5/2016		<0.005							
12/6/2016				<0.005	<0.005	<0.005			
12/7/2016							<0.005	0.0037 (J)	
12/8/2016									<0.005
2/14/2017	<0.005								
2/15/2017		<0.005							
2/16/2017				0.0012 (J)	<0.005	<0.005	<0.005		
2/17/2017								<0.005	<0.005
4/13/2017	<0.005								
4/18/2017		<0.005		<0.005					
4/19/2017					<0.005	<0.005	<0.005	<0.005	<0.005
5/25/2017	<0.005								
5/30/2017				<0.005	<0.005				
6/1/2017						<0.005	<0.005	<0.005	<0.005
6/2/2017		<0.005							
7/7/2017	<0.005								
7/13/2017		<0.005							
7/14/2017				<0.005	<0.005	<0.005	<0.005		
7/18/2017								<0.005	<0.005
3/27/2018				<0.005	<0.005	<0.005	<0.005		
3/28/2018		<0.005						<0.005	<0.005
2/25/2019				<0.005					
2/27/2019					<0.005	<0.005		<0.005	
2/28/2019		<0.005							
3/1/2019							<0.005		
4/1/2019		0.0004 (J)							
4/2/2019	0.00031 (J)			0.0006 (J)	0.00077 (J)	0.001 (J)			
4/3/2019							0.00058 (J)	<0.005	0.00012 (J)
9/23/2019	<0.005								
9/25/2019		<0.005							
9/26/2019				<0.005	<0.005	<0.005	<0.005	<0.005	
9/30/2019									<0.005
2/18/2020	<0.005								
2/20/2020				0.0026 (J)					
2/24/2020		<0.005			0.0013 (J)	<0.005	0.0013 (J)	<0.005	
2/26/2020									<0.005
3/19/2020	<0.005	<0.005		0.0019 (J)	0.0022 (J)				
3/20/2020						<0.005	<0.005		<0.005
3/23/2020								<0.005	
5/22/2020			0.0014 (J)						

ND substitution: RL or RL/2 if <15% NDs.

Confidence Interval

Constituent: Selenium (mg/L) Analysis Run 8/7/2024 11:56 AM View: Appendix IV

Plant Bowen Client: Southern Company Data: Bowen AP-1

	BGWA-6	BGWC-12	BGWC-14A	BGWC-16	BGWC-17	BGWC-18	BGWC-19	BGWC-20	BGWC-21
6/23/2020			<0.005						
7/28/2020			<0.005						
9/2/2020			<0.005						
9/23/2020	<0.005								
9/24/2020				0.003 (J)	<0.005	<0.005			<0.005
9/25/2020		<0.005							
9/28/2020							<0.005	<0.005	
10/1/2020			<0.005						
11/10/2020			<0.005						
12/15/2020			<0.005						
1/20/2021			<0.005						
2/18/2021	<0.005		<0.005	0.0017 (J)	<0.005	<0.005	<0.005	<0.005	
2/19/2021		<0.005							<0.005
3/24/2021		<0.005	<0.005	0.0017 (J)	<0.005	<0.005			
3/26/2021							<0.005		
3/29/2021								<0.005	<0.005
3/31/2021	0.0032 (J)								
8/16/2021	<0.005								
8/18/2021		<0.005	<0.005	<0.005					
8/19/2021					<0.005	<0.005			
8/20/2021							<0.005	<0.005	<0.005
2/9/2022	<0.005		<0.005						
2/11/2022		<0.005		<0.005	<0.005				
2/16/2022						<0.005	<0.005	<0.005	<0.005
7/26/2022	<0.005		<0.005						
7/27/2022		<0.005		0.0018 (J)	<0.005	<0.005	<0.005	<0.005	
7/28/2022									<0.005
1/25/2023	<0.005								
1/26/2023		<0.005	<0.005	0.0024 (J)	<0.005	0.0022 (J)			
1/27/2023							<0.005		<0.005
1/30/2023								<0.005	
8/15/2023	<0.005								
8/16/2023		<0.005	<0.005						
8/17/2023				0.0015 (J)	<0.005	<0.005			
8/18/2023							<0.005	<0.005	
8/23/2023									<0.005
1/31/2024	<0.005								
2/1/2024		<0.005	<0.005	0.0034 (J)	<0.005				
2/2/2024						0.0024 (J)	0.0013 (J)		
2/5/2024								<0.005	<0.005
Mean	0.004691	0.0048	0.004775	0.003557	0.004333	0.004591	0.004287	0.004943	0.004596
Std. Dev.	0.001078	0.0009592	0.0009	0.001635	0.001513	0.001103	0.001597	0.0002711	0.001313
Upper Lim.	0.005	0.005	0.005	0.005	0.005	0.005	0.005	0.005	0.005
Lower Lim.	0.0032	0.0004	0.0014	0.0018	0.0022	0.0024	0.0013	0.0037	0.001

ND substitution: RL or RL/2 if <15% NDs.

Confidence Interval

Constituent: Selenium (mg/L) Analysis Run 8/7/2024 11:56 AM View: Appendix IV

Plant Bowen Client: Southern Company Data: Bowen AP-1

	BGWC-22	BGWC-23	BGWC-24	BGWC-30	BGWC-31	BGWC-32	BGWC-34D	BGWC-36D	BGWC-38D
6/8/2016	<0.005								
6/9/2016		<0.005	0.00099 (J)						
8/18/2016	<0.005	<0.005	0.0023 (J)						
10/10/2016	<0.005	<0.005	0.004 (J)						
12/7/2016		0.0176	0.0302						
12/8/2016	0.012								
1/23/2017				0.015					
2/7/2017				0.0114					
2/17/2017	<0.005								
2/20/2017		<0.005	0.0044 (J)						
3/27/2017				0.0092 (J)					
4/17/2017				0.0082 (J)					
4/19/2017		<0.005	0.0046 (J)						
4/20/2017	<0.005								
5/22/2017				0.0094 (J)					
6/5/2017	0.0018 (J)	<0.005	0.0033 (J)	0.0118					
7/11/2017				0.012					
7/17/2017		<0.005	0.0052 (J)						
7/19/2017	<0.005								
8/23/2017				0.0097 (J)					
3/26/2018				<0.01					
3/29/2018	<0.005	<0.005	<0.05						
3/1/2019	<0.005	<0.005	<0.05	0.01 (J)					
4/2/2019				0.0092 (J)				0.014	
4/3/2019	<0.005	<0.005	0.0038 (J)						
4/4/2019					8E-05 (J)		0.0001 (J)		
4/5/2019						0.00015 (J)			
9/24/2019					<0.005		<0.005		
9/26/2019						<0.005			
9/27/2019	<0.005	<0.005		0.0033 (J)				0.0071 (J)	
9/30/2019			0.0065 (J)						
2/25/2020	<0.005	0.002 (J)							
2/26/2020			0.0077 (J)	<0.01	<0.005			0.0029 (J)	
2/27/2020						<0.005	<0.005		<0.005
3/20/2020	<0.005								
3/23/2020		<0.005		0.0041 (J)	<0.005			0.0033 (J)	
3/24/2020						<0.005	<0.005		<0.005
3/25/2020			0.0067 (J)						
9/2/2020									0.003 (J)
9/24/2020	0.0026 (J)	<0.005							
9/25/2020			0.01	0.0035 (J)		<0.005			
9/28/2020					<0.005		<0.005	0.0076 (J)	
2/19/2021	<0.005	<0.005	0.0065				<0.005		
2/22/2021					<0.005				
2/23/2021						<0.005			
3/8/2021				0.0048 (J)				0.011	
3/9/2021									0.005
3/25/2021				0.0021 (J)				0.012	
3/26/2021		<0.005	<0.05						
3/29/2021	<0.005				<0.005				<0.005
3/30/2021						<0.005	<0.005		
8/19/2021				0.0052					<0.005

ND substitution: RL or RL/2 if <15% NDs.

Confidence Interval

Constituent: Selenium (mg/L) Analysis Run 8/7/2024 11:56 AM View: Appendix IV

Plant Bowen Client: Southern Company Data: Bowen AP-1

	BGWC-22	BGWC-23	BGWC-24	BGWC-30	BGWC-31	BGWC-32	BGWC-34D	BGWC-36D	BGWC-38D
8/20/2021					<0.005				
8/23/2021	<0.005	<0.005	0.0045 (J)					0.0086	
8/24/2021							<0.005		
8/25/2021						<0.005			
2/14/2022		<0.005		0.0084				0.011	<0.005
2/15/2022	<0.005		0.0055						
2/16/2022					<0.005	<0.005	<0.005		
7/28/2022					<0.005		<0.005		
7/29/2022						<0.005		0.011	
8/1/2022		<0.005		0.0074					
8/2/2022	<0.005		0.0027 (J)						<0.005
10/21/2022			0.0045 (J)						
1/27/2023					<0.005				
1/30/2023							<0.005		
1/31/2023						<0.005			
2/1/2023			0.006	0.01				0.0098	
2/2/2023		0.0019 (J)							
2/7/2023	0.0016 (J)								<0.005
8/18/2023					<0.005	<0.005	<0.005		
8/21/2023				0.0065				0.014	0.0019 (J)
8/22/2023	0.0017 (J)								
8/23/2023		<0.005							
8/25/2023			0.0049 (J)						
1/30/2024			0.0054					0.013	
2/2/2024					<0.005				
2/5/2024							<0.005		
2/6/2024				0.0093					0.0039 (J)
2/8/2024	0.0012 (J)	<0.005				<0.005			
Mean	0.004604	0.005283	0.008529	0.007848	0.004622	0.004627	0.004623	0.009638	0.004436
Std. Dev.	0.002114	0.002825	0.008373	0.003297	0.001365	0.001345	0.001359	0.003626	0.001064
Upper Lim.	0.005	0.0176	0.009145	0.009572	0.005	0.005	0.005	0.01233	0.005
Lower Lim.	0.0026	0.002	0.004009	0.006123	8E-05	0.00015	0.0001	0.006942	0.003

ND substitution: RL or RL/2 if <15% NDs.

Confidence Interval

Constituent: Selenium (mg/L) Analysis Run 8/7/2024 11:56 AM View: Appendix IV

Plant Bowen Client: Southern Company Data: Bowen AP-1

	BGWC-39	BGWC-40	BGWC-41D	BGWC-42D	BGWC-43D	BGWC-51	BGWC-52	BGWC-8	BGWC-9
6/6/2016									0.00031 (J)
6/7/2016								4.8E-05 (J)	
8/10/2016								<0.005	
8/11/2016									0.001 (J)
10/4/2016								<0.005	
10/5/2016									0.0017 (J)
12/2/2016								<0.005	
12/5/2016									<0.005
2/14/2017								<0.005	
2/15/2017									<0.005
4/14/2017								<0.005	
4/17/2017									<0.005
5/26/2017								<0.005	0.0014 (J)
7/10/2017								<0.005	
7/11/2017									<0.005
3/26/2018								<0.005	
3/27/2018									<0.005
2/25/2019								<0.005	
4/1/2019								0.00015 (J)	0.0004 (J)
9/24/2019								<0.005	<0.005
2/19/2020								<0.005	
2/20/2020									<0.005
2/27/2020	<0.005								
2/28/2020		0.0018 (J)							
3/18/2020								<0.005	
3/19/2020									0.0015 (J)
3/24/2020	<0.005								
3/25/2020		0.0039 (J)							
9/2/2020			0.0016 (J)						
9/3/2020				0.0022 (J)	0.0028 (J)				
9/23/2020								<0.005	
9/24/2020									<0.005
9/29/2020	0.002 (J)	0.005 (J)							
1/28/2021						0.014	<0.005		
2/16/2021								<0.005	
2/17/2021									<0.005
2/22/2021	<0.005	0.0094	<0.005	<0.005					
2/23/2021						0.013	0.0016 (J)		
3/8/2021					<0.005				
3/24/2021								<0.005	<0.005
3/29/2021					<0.005				
3/30/2021		0.0098				0.01 (J)	<0.005		
3/31/2021	0.002 (J)		0.0016 (J)						
4/1/2021				0.0027 (J)					
8/18/2021								<0.005	0.0014 (J)
8/20/2021				<0.005					
8/23/2021					<0.005	0.013	<0.005		
8/24/2021	<0.005	0.0096	<0.005						
2/10/2022								<0.005	<0.005
2/14/2022						0.0042 (J)	0.0018 (J)		
2/15/2022			<0.005		<0.005				
2/16/2022	<0.005	0.0084							

ND substitution: RL or RL/2 if <15% NDs.

Confidence Interval

Constituent: Selenium (mg/L) Analysis Run 8/7/2024 11:56 AM View: Appendix IV

Plant Bowen Client: Southern Company Data: Bowen AP-1

	BGWC-39	BGWC-40	BGWC-41D	BGWC-42D	BGWC-43D	BGWC-51	BGWC-52	BGWC-8	BGWC-9
2/17/2022				<0.005					
7/26/2022								<0.005	0.0015 (J)
7/28/2022		0.007		<0.005			<0.005		
7/29/2022			<0.005						
8/1/2022					<0.005	0.0036 (J)			
8/2/2022	<0.005								
1/26/2023								<0.005	0.0015 (J)
1/30/2023				<0.005					
1/31/2023		0.0097				0.0058	<0.005		
2/1/2023			0.0016 (J)						
2/2/2023	<0.005								
2/7/2023					<0.005				
8/16/2023								<0.005	
8/17/2023									0.0015 (J)
8/18/2023		0.0082							
8/21/2023						0.0097			
8/22/2023							0.0039 (J)		
8/23/2023	<0.005		<0.005		<0.005				
8/24/2023				<0.005					
1/30/2024					0.0055				
2/1/2024								<0.005	0.0011 (J)
2/5/2024						0.004 (J)	0.0014 (J)		
2/7/2024		0.0091	<0.005	<0.005					
2/8/2024	<0.005								
Mean	0.004455	0.007445	0.003867	0.004433	0.004811	0.008589	0.003744	0.004574	0.003105
Std. Dev.	0.001214	0.002719	0.0017	0.001131	0.0007721	0.004249	0.00165	0.001412	0.001966
Upper Lim.	0.005	0.009509	0.005	0.005	0.0055	0.01269	0.005	0.005	0.005
Lower Lim.	0.002	0.005821	0.0016	0.0022	0.0028	0.004487	0.0014	0.00015	0.0014

ND substitution: RL or RL/2 if <15% NDs.

Confidence Interval

Constituent: Thallium (mg/L) Analysis Run 8/7/2024 11:56 AM View: Appendix IV

Plant Bowen Client: Southern Company Data: Bowen AP-1

	BGWA-6	BGWC-12	BGWC-14A	BGWC-16	BGWC-17	BGWC-18	BGWC-19	BGWC-20	BGWC-22
6/6/2016	<0.001								
6/7/2016		<0.001		0.0002 (J)	8.5E-05 (J)				
6/8/2016						<0.001	8.5E-05 (J)	<0.001	0.00035 (J)
8/10/2016	7E-05 (J)								
8/11/2016				0.0002 (J)	8E-05 (J)				
8/12/2016		9E-05 (J)				6E-05 (J)	8E-05 (J)	<0.001	
8/18/2016									0.0005 (J)
10/4/2016	<0.001								
10/6/2016		<0.001							
10/7/2016				0.0002 (J)	<0.001	<0.001	<0.001		
10/10/2016								<0.001	0.0006 (J)
12/1/2016	<0.001								
12/5/2016		<0.001							
12/6/2016				0.0003 (J)	<0.001	<0.001			
12/7/2016							<0.001	<0.001	
12/8/2016									0.0005 (J)
2/14/2017	<0.001								
2/15/2017		<0.001							
2/16/2017				0.0003 (J)	<0.001	<0.001	<0.001		
2/17/2017								<0.001	0.0006 (J)
4/13/2017	0.0001 (J)								
4/18/2017		9E-05 (J)		0.0002 (J)					
4/19/2017					8E-05 (J)	<0.001	6E-05 (J)	<0.001	
4/20/2017									0.0006 (J)
5/25/2017	6E-05 (J)								
5/30/2017				0.0002 (J)	9E-05 (J)				
6/1/2017						<0.001	8E-05 (J)	<0.001	
6/2/2017		<0.001							
6/5/2017									0.0006 (J)
7/7/2017	7E-05 (J)								
7/13/2017		8E-05 (J)							
7/14/2017				0.0002 (J)	9E-05 (J)	<0.001	8E-05 (J)		
7/18/2017								<0.001	
7/19/2017									0.0007 (J)
3/27/2018				0.00019 (J)	<0.001	<0.001	<0.001		
3/28/2018		<0.001						<0.001	
3/29/2018									0.00063 (J)
6/12/2018				0.0002 (J)					
6/13/2018								<0.001	
6/14/2018		<0.001			<0.001	<0.001			0.00069 (J)
6/15/2018							<0.001		
10/16/2018	<0.001								
10/17/2018		<0.001			<0.001				
10/18/2018				0.0002 (J)		<0.001			
10/19/2018							<0.001		
10/22/2018								<0.001	0.00071 (J)
2/25/2019				0.00023 (J)					
2/27/2019					<0.001	<0.001		<0.001	
2/28/2019		<0.001							
3/1/2019							<0.001		0.00074 (J)
4/1/2019		<0.001							
4/2/2019	6.2E-05 (J)			0.0002 (J)	7.5E-05 (J)	<0.001			

ND substitution: RL or RL/2 if <15% NDs.

Confidence Interval

Constituent: Thallium (mg/L) Analysis Run 8/7/2024 11:56 AM View: Appendix IV

Plant Bowen Client: Southern Company Data: Bowen AP-1

	BGWA-6	BGWC-12	BGWC-14A	BGWC-16	BGWC-17	BGWC-18	BGWC-19	BGWC-20	BGWC-22
4/3/2019							<0.001	<0.001	0.0007 (J)
9/23/2019	6E-05 (J)								
9/25/2019		6E-05 (J)							
9/26/2019				0.00023 (J)	0.00026 (J)	7.1E-05 (J)	8E-05 (J)	<0.001	
9/27/2019									0.00088 (J)
2/18/2020	5.3E-05 (J)								
2/20/2020				0.00028 (J)					
2/24/2020		<0.001			5.9E-05 (J)	6.8E-05 (J)	<0.001	<0.001	
2/25/2020									0.00062 (J)
3/19/2020	6.1E-05 (J)	6.2E-05 (J)		0.00022 (J)	6.1E-05 (J)				
3/20/2020						<0.001	<0.001		0.00063 (J)
3/23/2020								0.0002 (J)	
5/22/2020			0.00016 (J)						
6/23/2020			0.00011 (J)						
7/28/2020			0.00026 (J)						
9/2/2020			0.00035 (J)						
9/23/2020	<0.001								
9/24/2020				0.00024 (J)	0.00018 (J)	<0.001			0.001
9/25/2020		<0.001							
9/28/2020							<0.001	<0.001	
10/1/2020			0.0005 (J)						
11/10/2020			0.00044 (J)						
12/15/2020			0.00044						
1/20/2021			0.00031 (J)						
2/18/2021	<0.001		0.00077 (J)	0.00023 (J)	<0.001	<0.001	<0.001	<0.001	
2/19/2021		<0.001							0.00089 (J)
3/24/2021		<0.001	0.00023 (J)	0.00019 (J)	<0.001	<0.001			
3/26/2021							<0.001		
3/29/2021								<0.001	0.0009 (J)
3/31/2021	0.00017 (J)								
8/16/2021	<0.001								
8/18/2021		<0.001	0.00039 (J)	0.00023 (J)					
8/19/2021					<0.001	<0.001			
8/20/2021							<0.001	0.00025 (J)	
8/23/2021									0.00088 (J)
2/9/2022	<0.001		0.00024 (J)						
2/11/2022		<0.001		0.00024 (J)	<0.001				
2/15/2022									0.0011
2/16/2022						<0.001	0.00021 (J)	<0.001	
7/26/2022	<0.001		0.00047 (J)						
7/27/2022		<0.001		0.00025 (J)	<0.001	<0.001	<0.001	<0.001	
8/2/2022									0.00098 (J)
1/25/2023	0.00022 (J)								
1/26/2023		<0.001	0.00048 (J)	0.00023 (J)	<0.001	0.00019 (J)			
1/27/2023							<0.001		
1/30/2023								<0.001	
2/7/2023									0.0008 (J)
8/15/2023	<0.001								
8/16/2023		<0.001	0.00059 (J)						
8/17/2023				0.00025 (J)	<0.001	<0.001			
8/18/2023							<0.001	<0.001	
8/22/2023									0.0013

ND substitution: RL or RL/2 if <15% NDs.

Confidence Interval

Constituent: Thallium (mg/L) Analysis Run 8/7/2024 11:56 AM View: Appendix IV

Plant Bowen Client: Southern Company Data: Bowen AP-1

	BGWA-6	BGWC-12	BGWC-14A	BGWC-16	BGWC-17	BGWC-18	BGWC-19	BGWC-20	BGWC-22
1/31/2024	<0.001								
2/1/2024		<0.001	0.0006 (J)	<0.001	<0.001				
2/2/2024						<0.001	<0.001		
2/5/2024								<0.001	
2/8/2024									0.00083 (J)
Mean	0.0005875	0.0008153	0.0003963	0.0002364	0.0006424	0.0008556	0.000747	0.000938	0.0007492
Std. Dev.	0.0004639	0.0003771	0.0001758	6.344E-05	0.0004487	0.0003385	0.0004148	0.0002147	0.0002098
Upper Lim.	0.001	0.001	0.0005107	0.00024	0.001	0.001	0.001	0.001	0.0008538
Lower Lim.	6.2E-05	9E-05	0.0002818	0.0002	8.5E-05	0.00019	0.00021	0.00025	0.0006446

ND substitution: RL or RL/2 if <15% NDs.

Confidence Interval

Constituent: Thallium (mg/L) Analysis Run 8/7/2024 11:56 AM View: Appendix IV

Plant Bowen Client: Southern Company Data: Bowen AP-1

	BGWC-23	BGWC-24	BGWC-30	BGWC-32	BGWC-34D	BGWC-35D	BGWC-36D	BGWC-37D	BGWC-38D
6/9/2016	0.0001 (J)	0.00022 (J)							
8/18/2016	<0.001	<0.001							
10/10/2016	<0.001	0.0003 (J)							
12/7/2016	<0.001	<0.001							
1/23/2017			0.0008 (J)						
2/7/2017			0.0008 (J)						
2/20/2017	<0.001	0.0003 (J)							
3/27/2017			0.0006 (J)						
4/17/2017			0.0007 (J)						
4/19/2017	<0.001	0.0004 (J)							
5/22/2017			0.0008 (J)						
6/5/2017	<0.001	0.0004 (J)	0.0007 (J)						
7/11/2017			0.0007 (J)						
7/17/2017	<0.001	0.0004 (J)							
8/23/2017			0.0007 (J)						
3/26/2018			0.00058 (J)						
3/29/2018	<0.001	0.00048 (J)							
6/13/2018	<0.001	0.00053 (J)							
6/15/2018			0.00056 (J)						
10/17/2018							0.00026 (J)		
10/19/2018					<0.001				
10/22/2018	<0.001	0.00047 (J)	0.00034 (J)	0.00014 (J)		<0.001			
3/1/2019	<0.001	0.0007 (J)	0.00024 (J)						
4/2/2019			0.00024 (J)				0.00022 (J)		
4/3/2019	<0.001	0.00064 (J)							
4/4/2019					<0.001	<0.001			
4/5/2019				0.00046 (J)					
9/24/2019					<0.001				
9/26/2019				0.00017 (J)		<0.001			
9/27/2019	0.00018 (J)		0.00014 (J)				0.00037 (J)		
9/30/2019		0.00069 (J)							
2/25/2020	0.00015 (J)					<0.001		<0.001	
2/26/2020		0.00073 (J)	8.5E-05 (J)				0.00013 (J)		
2/27/2020				0.00013 (J)	8.9E-05 (J)				0.0027
3/23/2020	0.00016 (J)		9.1E-05 (J)				0.00011 (J)		
3/24/2020				8.4E-05 (J)	<0.001			<0.001	5.6E-05 (J)
3/25/2020		0.00066 (J)				6.8E-05 (J)			
9/2/2020									0.00042 (J)
9/24/2020	0.00038 (J)								
9/25/2020		0.00057 (J)	<0.001	0.00014 (J)		<0.001		<0.001	
9/28/2020					<0.001		0.00019 (J)		
2/19/2021	0.00039 (J)	0.0005 (J)			<0.001				
2/22/2021						0.00016 (J)		<0.001	
2/23/2021				0.00015 (J)					
3/8/2021			<0.001				0.0002 (J)		
3/9/2021									<0.001
3/25/2021			<0.001				0.00019 (J)		
3/26/2021	0.00069 (J)	0.00057 (J)				<0.001		<0.001	
3/29/2021									0.00018 (J)
3/30/2021				0.00016 (J)	<0.001				
8/19/2021			0.00022 (J)						<0.001
8/20/2021						0.00026 (J)		<0.001	

ND substitution: RL or RL/2 if <15% NDs.

Confidence Interval

Constituent: Thallium (mg/L) Analysis Run 8/7/2024 11:56 AM View: Appendix IV

Plant Bowen Client: Southern Company Data: Bowen AP-1

	BGWC-23	BGWC-24	BGWC-30	BGWC-32	BGWC-34D	BGWC-35D	BGWC-36D	BGWC-37D	BGWC-38D
8/23/2021	<0.001	0.00051 (J)					0.00024 (J)		
8/24/2021					<0.001				
8/25/2021				<0.001					
2/14/2022	<0.001		<0.001				0.00022 (J)		<0.001
2/15/2022		0.00045 (J)							
2/16/2022				<0.001	<0.001				
2/17/2022						<0.001		<0.001	
7/28/2022					<0.001	0.00022 (J)		<0.001	
7/29/2022				<0.001			0.00018 (J)		
8/1/2022	<0.001		<0.001						
8/2/2022		<0.001							<0.001
10/21/2022		0.00032 (J)							
1/30/2023					<0.001	<0.001		<0.001	
1/31/2023				<0.001					
2/1/2023		0.00035 (J)	<0.001				<0.001		
2/2/2023	0.00027 (J)								
2/7/2023									<0.001
8/18/2023				<0.001	<0.001				
8/21/2023			<0.001				<0.001		<0.001
8/23/2023	<0.001								
8/24/2023						<0.001		0.00048 (J)	
8/25/2023		0.00028 (J)							
1/30/2024		<0.001					<0.001		
2/5/2024					<0.001				
2/6/2024			<0.001						<0.001
2/7/2024						<0.001		<0.001	
2/8/2024	<0.001			<0.001					
Mean	0.0007728	0.0005565	0.0006518	0.000531	0.0009349	0.0007649	0.0003793	0.0009527	0.0009415
Std. Dev.	0.0003539	0.0002364	0.000328	0.0004301	0.0002435	0.0003879	0.0003418	0.0001568	0.0006894
Upper Lim.	0.001	0.0005319	0.001	0.001	0.001	0.001	0.001	0.001	0.001
Lower Lim.	0.00039	0.0003771	0.00034	0.00013	8.9E-05	0.00022	0.00018	0.001	0.00018

ND substitution: RL or RL/2 if <15% NDs.

Confidence Interval

Constituent: Thallium (mg/L) Analysis Run 8/7/2024 11:56 AM View: Appendix IV

Plant Bowen Client: Southern Company Data: Bowen AP-1

	BGWC-39	BGWC-40	BGWC-43D	BGWC-51	BGWC-52	BGWC-7	BGWC-9
6/6/2016							<0.001
6/8/2016						<0.001	
8/11/2016						<0.001	<0.001
10/5/2016							<0.001
10/6/2016						<0.001	
12/5/2016							<0.001
12/6/2016						<0.001	
2/15/2017						<0.001	<0.001
4/17/2017							<0.001
4/18/2017						<0.001	
5/26/2017							<0.001
6/2/2017						<0.001	
7/11/2017							<0.001
7/14/2017						<0.001	
3/27/2018						<0.001	<0.001
6/12/2018							<0.001
6/13/2018						<0.001	
10/17/2018							<0.001
10/18/2018						<0.001	
2/28/2019						<0.001	
4/1/2019							6.5E-05 (J)
4/2/2019						7E-05 (J)	
9/24/2019						8.7E-05 (J)	<0.001
2/20/2020							0.00022 (J)
2/21/2020						9.6E-05 (J)	
2/27/2020	0.00017 (J)						
2/28/2020		<0.001					
3/19/2020						0.00011 (J)	0.00018 (J)
3/24/2020	0.00013 (J)						
3/25/2020		0.00014 (J)					
9/3/2020			0.0024				
9/24/2020							<0.001
9/25/2020						<0.001	
9/29/2020	0.00025 (J)	<0.001					
1/28/2021				0.0002 (J)	0.00045 (J)		
2/17/2021							<0.001
2/18/2021						<0.001	
2/22/2021	0.00021 (J)	<0.001					
2/23/2021				<0.001	0.00023 (J)		
3/8/2021			0.0015				
3/24/2021							<0.001
3/29/2021			0.0016				
3/30/2021		<0.001		0.0004 (J)	0.00024 (J)	0.00015 (J)	
3/31/2021	0.00017 (J)						
8/18/2021							<0.001
8/19/2021						0.00023 (J)	
8/23/2021			0.0028	<0.001	0.00037 (J)		
8/24/2021	0.00027 (J)	<0.001					
2/10/2022							<0.001
2/11/2022						0.0003 (J)	
2/14/2022				<0.001	<0.001		
2/15/2022			0.0034				

ND substitution: RL or RL/2 if <15% NDs.

Confidence Interval

Constituent: Thallium (mg/L) Analysis Run 8/7/2024 11:56 AM View: Appendix IV

Plant Bowen Client: Southern Company Data: Bowen AP-1

	BGWC-39	BGWC-40	BGWC-43D	BGWC-51	BGWC-52	BGWC-7	BGWC-9
2/16/2022	<0.001	<0.001					
7/26/2022							<0.001
7/28/2022		<0.001			<0.001	0.00029 (J)	
8/1/2022			0.0028	<0.001			
8/2/2022	<0.001						
1/26/2023						0.00019 (J)	0.00018 (J)
1/31/2023		<0.001		<0.001	0.0002 (J)		
2/2/2023	<0.001						
2/7/2023			0.0011				
8/17/2023						0.00074 (J)	0.0002 (J)
8/18/2023		<0.001					
8/21/2023				<0.001			
8/22/2023					<0.001		
8/23/2023	<0.001		0.0021				
1/30/2024			0.0055				
2/1/2024							<0.001
2/2/2024						<0.001	
2/5/2024				<0.001	<0.001		
2/7/2024		<0.001					
2/8/2024	<0.001						
Mean	0.0005636	0.0009218	0.002578	0.0008444	0.00061	0.0006905	0.0008269
Std. Dev.	0.0004195	0.0002593	0.001317	0.0003127	0.0003777	0.0004055	0.0003457
Upper Lim.	0.001	0.001	0.003849	0.001	0.001	0.001	0.001
Lower Lim.	0.00017	0.001	0.001306	0.0002	0.0002	0.00023	0.00022

ND substitution: RL or RL/2 if <15% NDs.

FIGURE I.

Appendix IV Trend Tests - Significant Results

Plant Bowen Data: Bowen AP-1 Printed 4/10/2024, 10:34 AM

Constituent	Well	Slope	Calc.	Critical	Sig.	N	%NDs	Normality	Xform	Alpha	Method
Arsenic (mg/L)	**BGWA-33 (bg)**	**0.001026**	**35**	**34**	**Yes**	**13**	**15.38**	**n/a**	**n/a**	**0.05**	**NP**
Cobalt (mg/L)	**BGWC-16**	**0.001018**	**224**	**85**	**Yes**	**25**	**4**	**n/a**	**n/a**	**0.05**	**NP**
Cobalt (mg/L)	**BGWC-22**	**0.00359**	**236**	**101**	**Yes**	**28**	**0**	**n/a**	**n/a**	**0.05**	**NP**
Molybdenum (mg/L)	**BGWA-33 (bg)**	**-0.004122**	**-56**	**-37**	**Yes**	**14**	**0**	**n/a**	**n/a**	**0.05**	**NP**

Appendix IV Trend Tests - All Results

Plant Bowen Data: Bowen AP-1 Printed 4/10/2024, 10:34 AM

Constituent	Well	Slope	Calc.	Critical	Sig.	N	%NDs	Normality	Xform	Alpha	Method
Arsenic (mg/L)	BGWA-2 (bg)	0	75	85	No	25	56	n/a	n/a	0.05	NP
Arsenic (mg/L)	BGWA-29 (bg)	0	45	85	No	25	64	n/a	n/a	0.05	NP
Arsenic (mg/L)	**BGWA-33 (bg)**	**0.001026**	**35**	**34**	**Yes**	**13**	**15.38**	**n/a**	**n/a**	**0.05**	**NP**
Arsenic (mg/L)	BGWA-47D (bg)	0	22	45	No	16	75	n/a	n/a	0.05	NP
Arsenic (mg/L)	BGWA-48D (bg)	0	17	45	No	16	43.75	n/a	n/a	0.05	NP
Arsenic (mg/L)	BGWC-34D	-0.0003197	-19	-45	No	16	0	n/a	n/a	0.05	NP
Cobalt (mg/L)	BGWA-2 (bg)	0	20	90	No	26	88.46	n/a	n/a	0.05	NP
Cobalt (mg/L)	BGWA-29 (bg)	0	0	85	No	25	100	n/a	n/a	0.05	NP
Cobalt (mg/L)	BGWA-33 (bg)	0	-12	-34	No	13	69.23	n/a	n/a	0.05	NP
Cobalt (mg/L)	BGWA-47D (bg)	0	13	45	No	16	93.75	n/a	n/a	0.05	NP
Cobalt (mg/L)	BGWA-48D (bg)	0	17	45	No	16	87.5	n/a	n/a	0.05	NP
Cobalt (mg/L)	**BGWC-16**	**0.001018**	**224**	**85**	**Yes**	**25**	**4**	**n/a**	**n/a**	**0.05**	**NP**
Cobalt (mg/L)	**BGWC-22**	**0.00359**	**236**	**101**	**Yes**	**28**	**0**	**n/a**	**n/a**	**0.05**	**NP**
Molybdenum (mg/L)	BGWA-2 (bg)	0	58	90	No	26	53.85	n/a	n/a	0.05	NP
Molybdenum (mg/L)	BGWA-29 (bg)	0	0	85	No	25	96	n/a	n/a	0.05	NP
Molybdenum (mg/L)	**BGWA-33 (bg)**	**-0.004122**	**-56**	**-37**	**Yes**	**14**	**0**	**n/a**	**n/a**	**0.05**	**NP**
Molybdenum (mg/L)	BGWA-47D (bg)	0	15	45	No	16	93.75	n/a	n/a	0.05	NP
Molybdenum (mg/L)	BGWA-48D (bg)	-0.0007586	-30	-45	No	16	0	n/a	n/a	0.05	NP
Molybdenum (mg/L)	BGWC-43D	-0.004481	-4	-30	No	12	0	n/a	n/a	0.05	NP

Sanitas™ v.10.0.10 Sanitas software utilized by Groundwater Stats Consulting. UG
Hollow symbols indicate censored values.

Sen's Slope Estimator

BGWA-2 (bg)

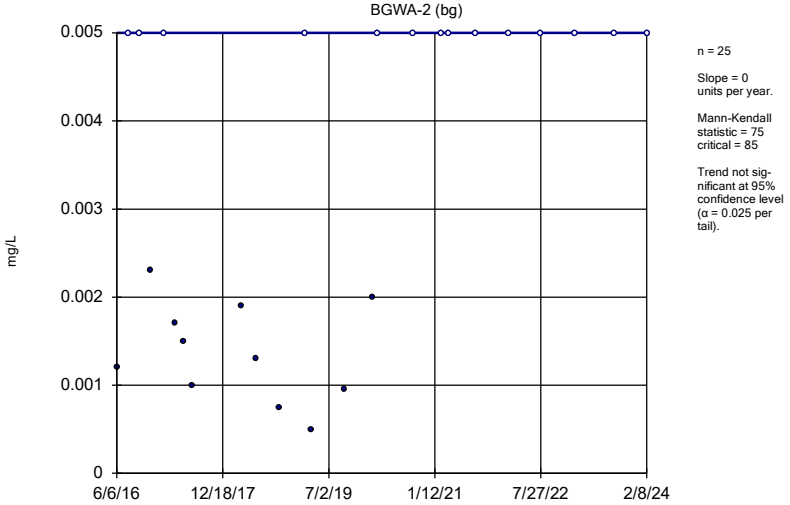

n = 25

Slope = 0 units per year.

Mann-Kendall statistic = 75
critical = 85

Trend not significant at 95% confidence level (α = 0.025 per tail).

Constituent: Arsenic Analysis Run 4/10/2024 10:32 AM View: Appendix IV Trend Tests
Plant Bowen Data: Bowen AP-1

Sanitas™ v.10.0.10 Sanitas software utilized by Groundwater Stats Consulting. UG
Hollow symbols indicate censored values.

Sen's Slope Estimator

BGWA-29 (bg)

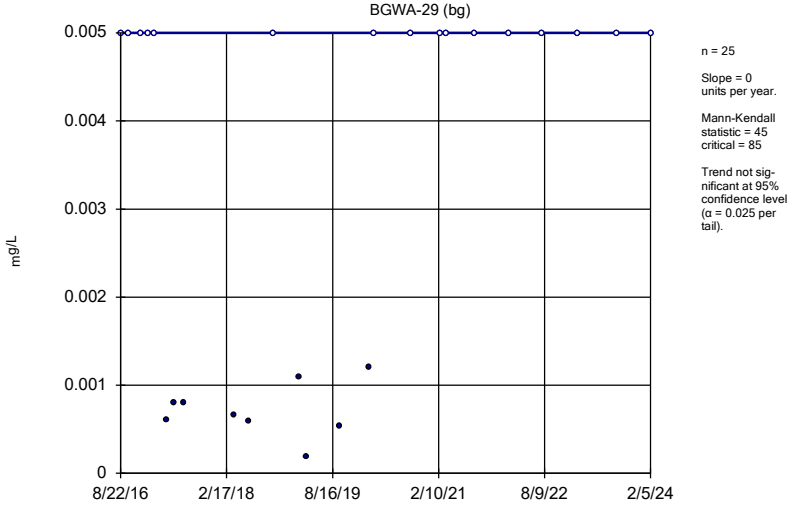

n = 25

Slope = 0 units per year.

Mann-Kendall statistic = 45
critical = 85

Trend not significant at 95% confidence level (α = 0.025 per tail).

Constituent: Arsenic Analysis Run 4/10/2024 10:32 AM View: Appendix IV Trend Tests
Plant Bowen Data: Bowen AP-1

Sanitas™ v.10.0.10 Sanitas software utilized by Groundwater Stats Consulting. UG
Hollow symbols indicate censored values.

Sen's Slope Estimator

BGWA-33 (bg)

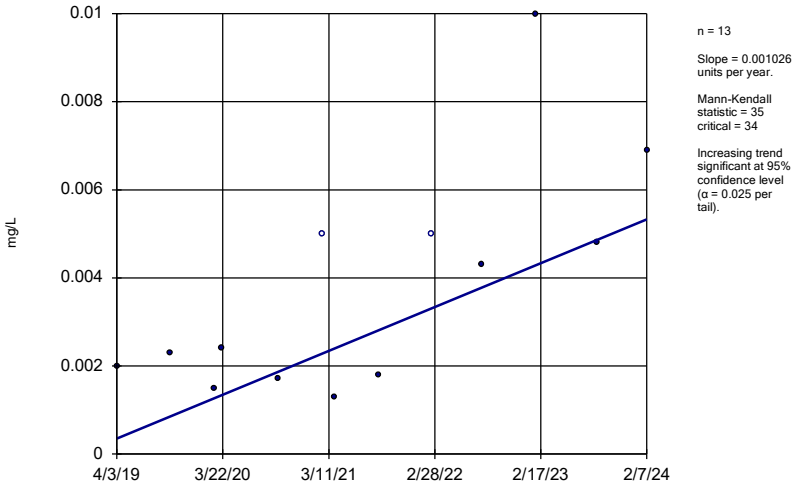

n = 13

Slope = 0.001026 units per year.

Mann-Kendall statistic = 35
critical = 34

Increasing trend significant at 95% confidence level (α = 0.025 per tail).

Constituent: Arsenic Analysis Run 4/10/2024 10:32 AM View: Appendix IV Trend Tests
Plant Bowen Data: Bowen AP-1

Sanitas™ v.10.0.10 Sanitas software utilized by Groundwater Stats Consulting. UG
Hollow symbols indicate censored values.

Sen's Slope Estimator

BGWA-47D (bg)

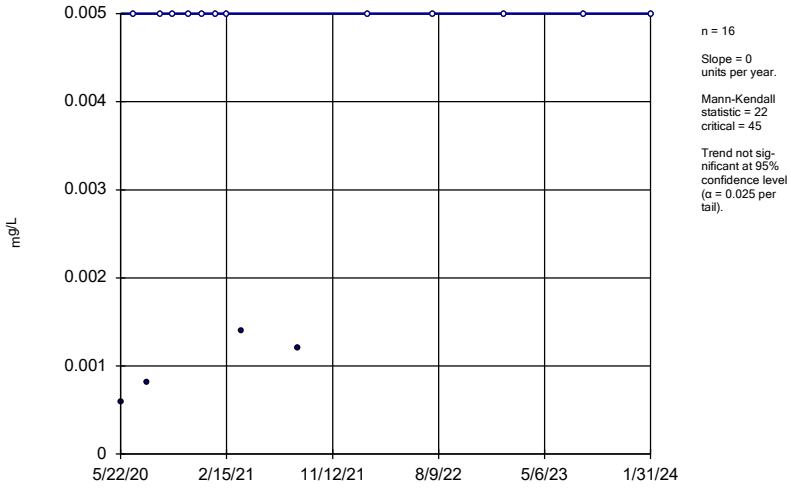

n = 16

Slope = 0 units per year.

Mann-Kendall statistic = 22
critical = 45

Trend not significant at 95% confidence level (α = 0.025 per tail).

Constituent: Arsenic Analysis Run 4/10/2024 10:32 AM View: Appendix IV Trend Tests
Plant Bowen Data: Bowen AP-1

Sanitas™ v.10.0.10 Sanitas software utilized by Groundwater Stats Consulting. UG
Hollow symbols indicate censored values.

Sen's Slope Estimator

BGWA-48D (bg)

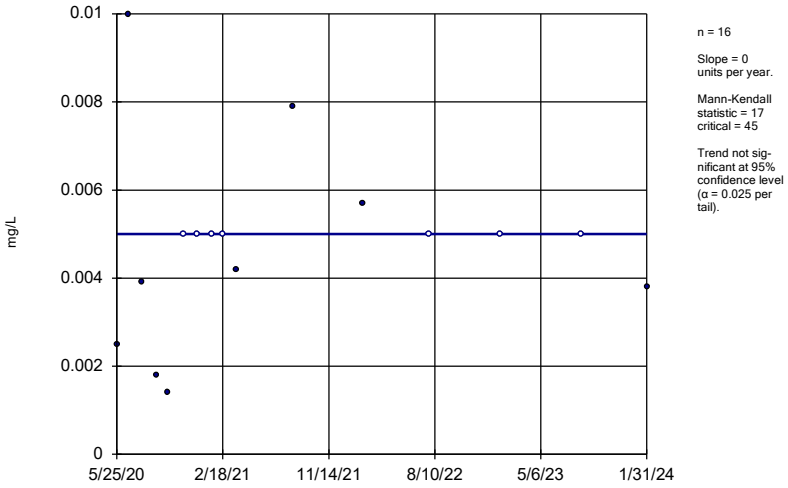

n = 16

Slope = 0 units per year.

Mann-Kendall statistic = 17
critical = 45

Trend not significant at 95% confidence level (α = 0.025 per tail).

Constituent: Arsenic Analysis Run 4/10/2024 10:33 AM View: Appendix IV Trend Tests
Plant Bowen Data: Bowen AP-1

Sanitas™ v.10.0.10 Sanitas software utilized by Groundwater Stats Consulting. UG

Sen's Slope Estimator

BGWC-34D

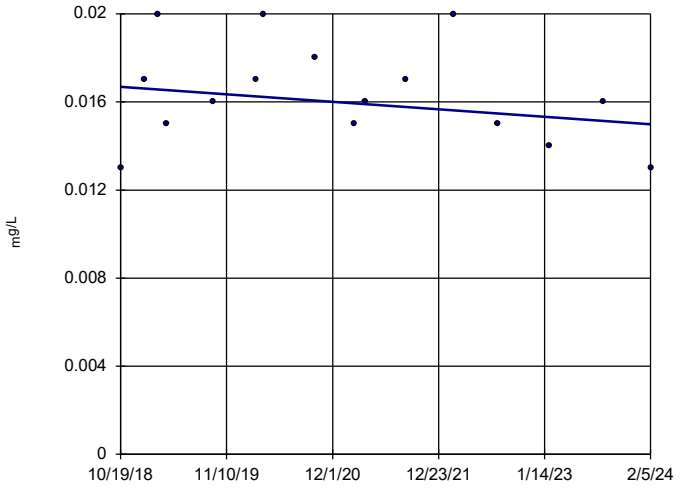

n = 16

Slope = -0.0003197 units per year.

Mann-Kendall statistic = -19
critical = -45

Trend not significant at 95% confidence level (α = 0.025 per tail).

Constituent: Arsenic Analysis Run 4/10/2024 10:33 AM View: Appendix IV Trend Tests
Plant Bowen Data: Bowen AP-1

Sanitas™ v.10.0.10 Sanitas software utilized by Groundwater Stats Consulting. UG
Hollow symbols indicate censored values.

Sen's Slope Estimator

BGWA-2 (bg)

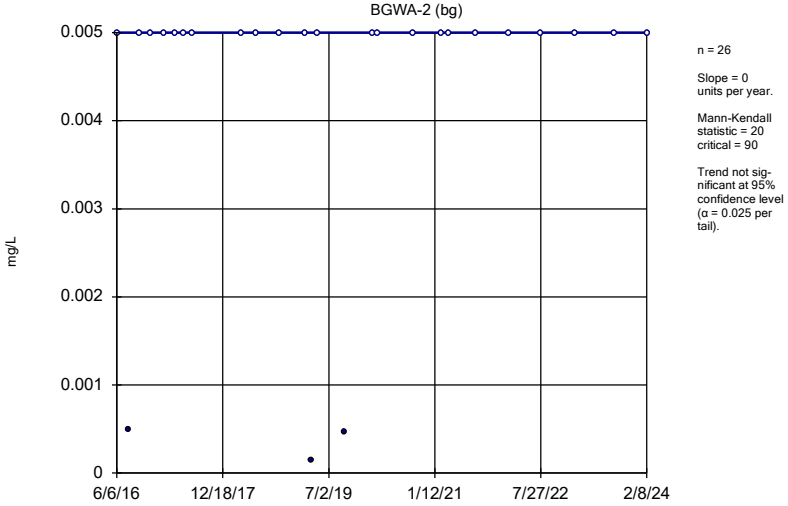

n = 26

Slope = 0 units per year.

Mann-Kendall statistic = 20
critical = 90

Trend not significant at 95% confidence level (α = 0.025 per tail).

Constituent: Cobalt Analysis Run 4/10/2024 10:33 AM View: Appendix IV Trend Tests
Plant Bowen Data: Bowen AP-1

Sanitas™ v.10.0.10 Sanitas software utilized by Groundwater Stats Consulting. UG
Hollow symbols indicate censored values.

Sen's Slope Estimator

BGWA-29 (bg)

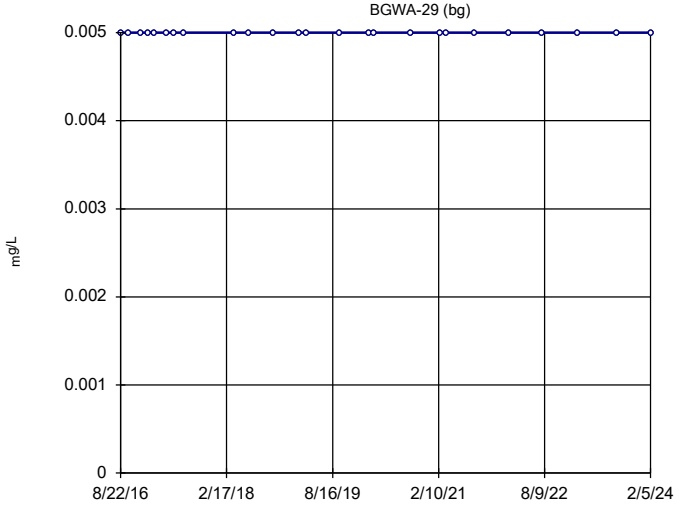

n = 25

Slope = 0 units per year.

Mann-Kendall statistic = 0
critical = 85

Trend not significant at 95% confidence level (α = 0.025 per tail).

Constituent: Cobalt Analysis Run 4/10/2024 10:33 AM View: Appendix IV Trend Tests
Plant Bowen Data: Bowen AP-1

Sanitas™ v.10.0.10 Sanitas software utilized by Groundwater Stats Consulting. UG
Hollow symbols indicate censored values.

Sen's Slope Estimator

BGWA-33 (bg)

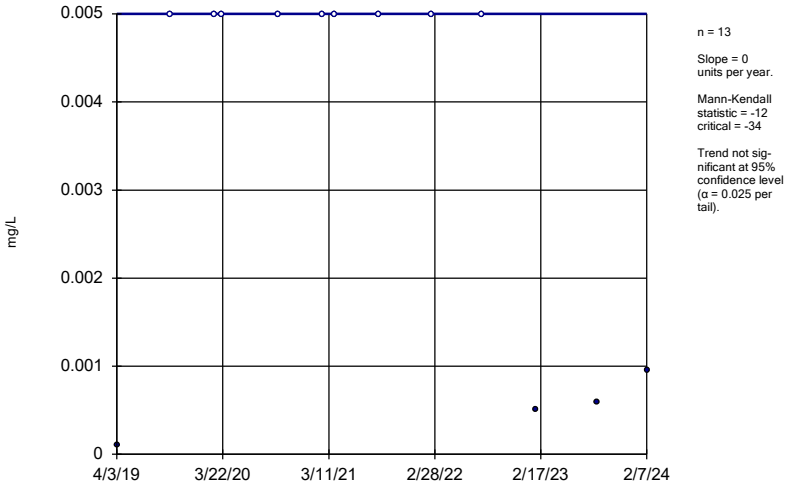

n = 13

Slope = 0
units per year.

Mann-Kendall
statistic = -12
critical = -34

Trend not sig-
nificant at 95%
confidence level
(α = 0.025 per
tail).

Constituent: Cobalt Analysis Run 4/10/2024 10:33 AM View: Appendix IV Trend Tests
Plant Bowen Data: Bowen AP-1

Sanitas™ v.10.0.10 Sanitas software utilized by Groundwater Stats Consulting. UG
Hollow symbols indicate censored values.

Sen's Slope Estimator

BGWA-47D (bg)

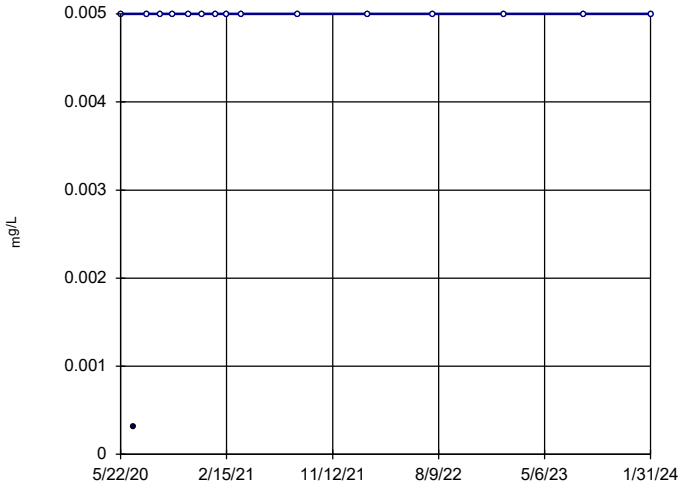

n = 16

Slope = 0
units per year.

Mann-Kendall
statistic = 13
critical = 45

Trend not sig-
nificant at 95%
confidence level
(α = 0.025 per
tail).

Constituent: Cobalt Analysis Run 4/10/2024 10:33 AM View: Appendix IV Trend Tests
Plant Bowen Data: Bowen AP-1

Sanitas™ v.10.0.10 Sanitas software utilized by Groundwater Stats Consulting. UG
Hollow symbols indicate censored values.

Sen's Slope Estimator

BGWA-48D (bg)

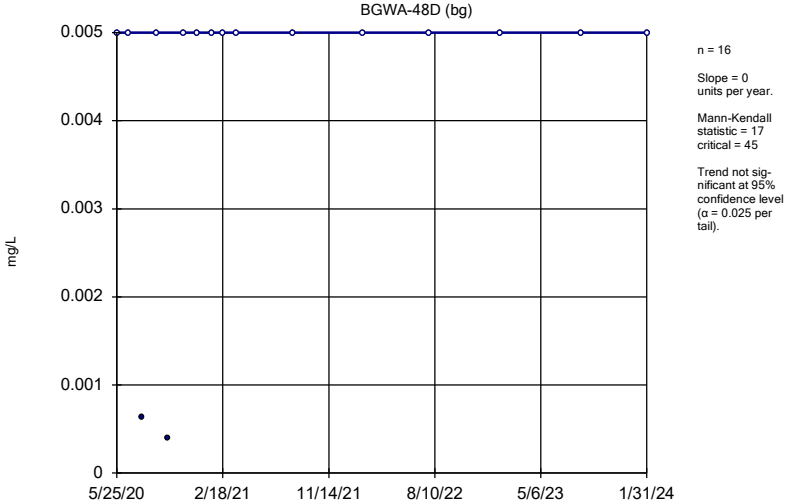

n = 16

Slope = 0
units per year.

Mann-Kendall
statistic = 17
critical = 45

Trend not sig-
nificant at 95%
confidence level
(α = 0.025 per
tail).

Constituent: Cobalt Analysis Run 4/10/2024 10:33 AM View: Appendix IV Trend Tests
Plant Bowen Data: Bowen AP-1

Sanitas™ v.10.0.10 Sanitas software utilized by Groundwater Stats Consulting. UG
Hollow symbols indicate censored values.

Sen's Slope Estimator

BGWC-16

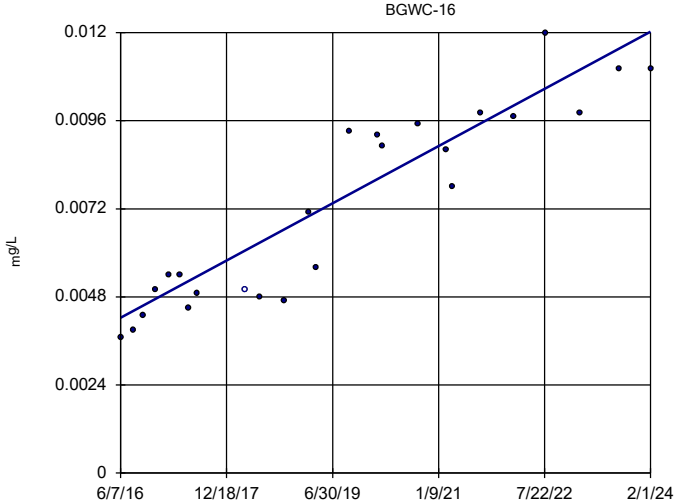

n = 25

Slope = 0.001018
units per year.

Mann-Kendall
statistic = 224
critical = 85

Increasing trend
significant at 95%
confidence level
(α = 0.025 per
tail).

Constituent: Cobalt Analysis Run 4/10/2024 10:33 AM View: Appendix IV Trend Tests
Plant Bowen Data: Bowen AP-1

Sanitas™ v.10.0.10 Sanitas software utilized by Groundwater Stats Consulting. UG

Sen's Slope Estimator

BGWC-22

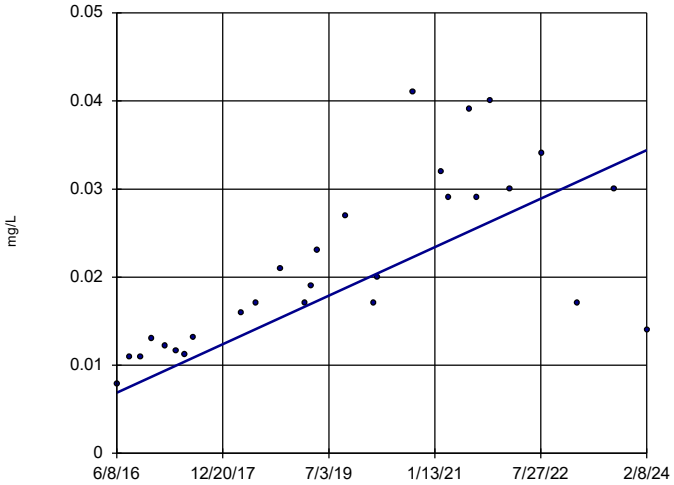

n = 28

Slope = 0.00359 units per year.

Mann-Kendall statistic = 236
critical = 101

Increasing trend significant at 95% confidence level (α = 0.025 per tail).

Constituent: Cobalt Analysis Run 4/10/2024 10:33 AM View: Appendix IV Trend Tests
Plant Bowen Data: Bowen AP-1

Sanitas™ v.10.0.10 Sanitas software utilized by Groundwater Stats Consulting. UG
Hollow symbols indicate censored values.

Sen's Slope Estimator

BGWA-2 (bg)

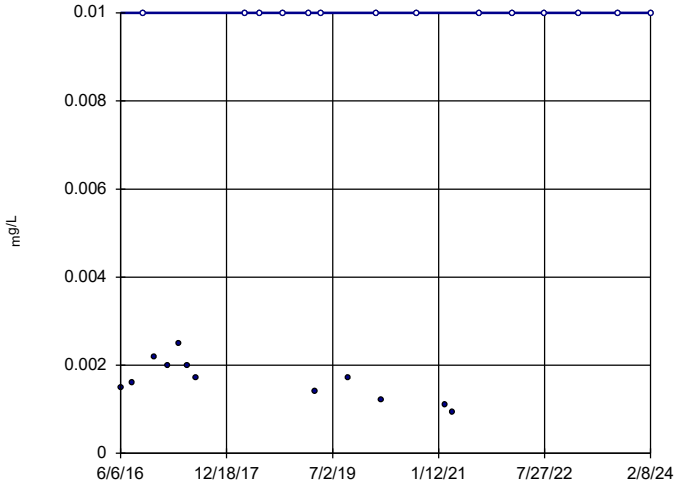

n = 26

Slope = 0 units per year.

Mann-Kendall statistic = 58
critical = 90

Trend not significant at 95% confidence level (α = 0.025 per tail).

Constituent: Molybdenum Analysis Run 4/10/2024 10:33 AM View: Appendix IV Trend Tests
Plant Bowen Data: Bowen AP-1

Sanitas™ v.10.0.10 Sanitas software utilized by Groundwater Stats Consulting. UG
Hollow symbols indicate censored values.

Sen's Slope Estimator

BGWA-29 (bg)

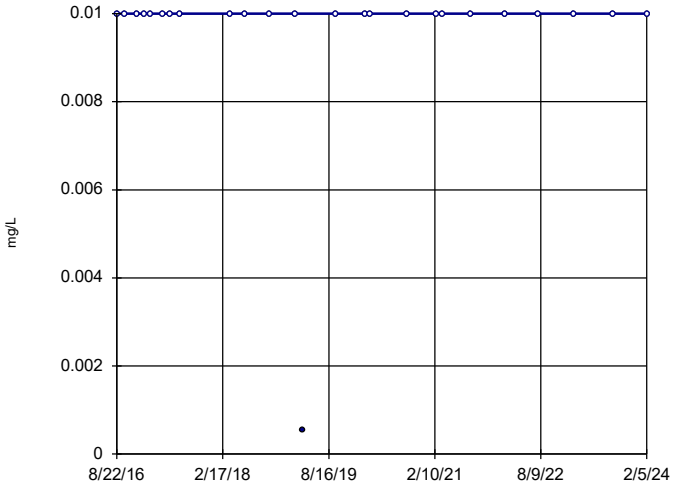

n = 25

Slope = 0 units per year.

Mann-Kendall statistic = 0
critical = 85

Trend not significant at 95% confidence level (α = 0.025 per tail).

Constituent: Molybdenum Analysis Run 4/10/2024 10:33 AM View: Appendix IV Trend Tests
Plant Bowen Data: Bowen AP-1

Sanitas™ v.10.0.10 Sanitas software utilized by Groundwater Stats Consulting. UG

Sen's Slope Estimator

BGWA-33 (bg)

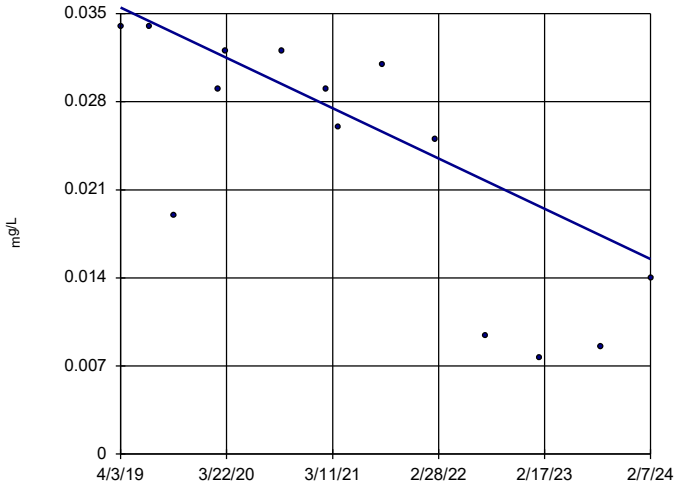

n = 14

Slope = -0.004122 units per year.

Mann-Kendall statistic = -56
critical = -37

Decreasing trend significant at 95% confidence level (α = 0.025 per tail).

Constituent: Molybdenum Analysis Run 4/10/2024 10:33 AM View: Appendix IV Trend Tests
Plant Bowen Data: Bowen AP-1

Sanitas™ v.10.0.10 Sanitas software utilized by Groundwater Stats Consulting. UG

Hollow symbols indicate censored values.

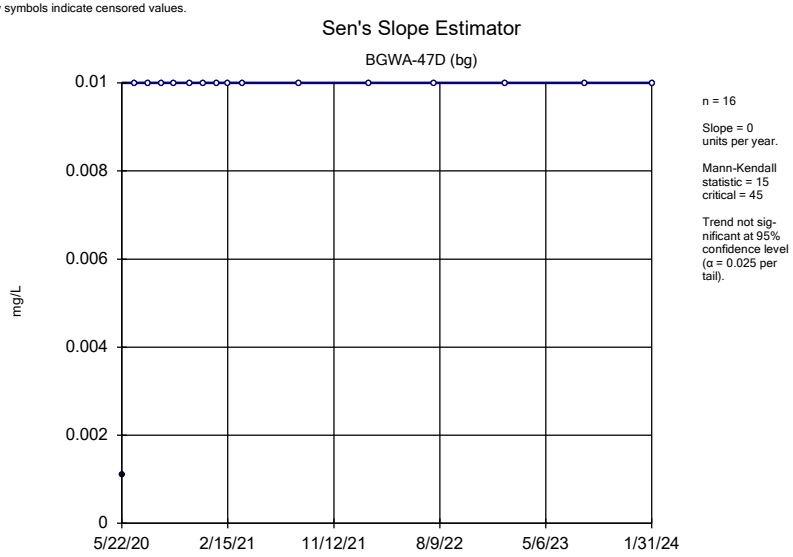

Constituent: Molybdenum Analysis Run 4/10/2024 10:33 AM View: Appendix IV Trend Tests

Plant Bowen Data: Bowen AP-1

Sanitas™ v.10.0.10 Sanitas software utilized by Groundwater Stats Consulting. UG

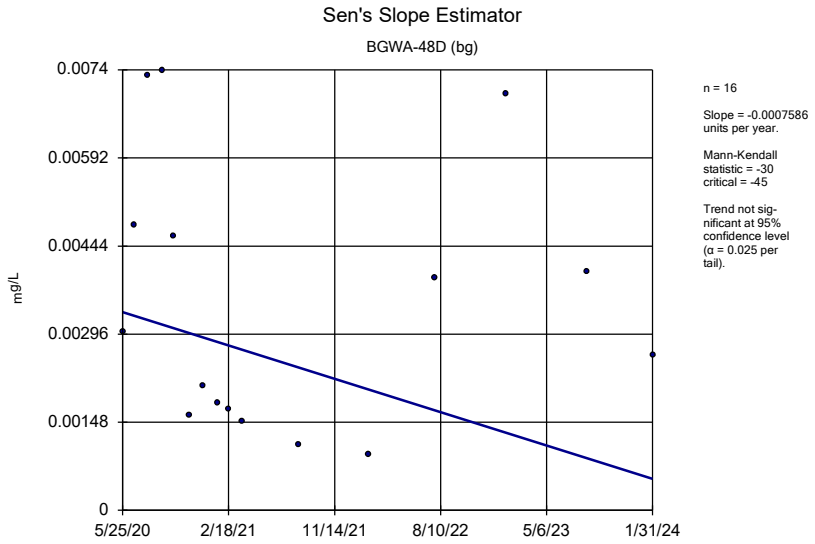

Constituent: Molybdenum Analysis Run 4/10/2024 10:33 AM View: Appendix IV Trend Tests

Plant Bowen Data: Bowen AP-1

Sanitas™ v.10.0.10 Sanitas software utilized by Groundwater Stats Consulting. UG

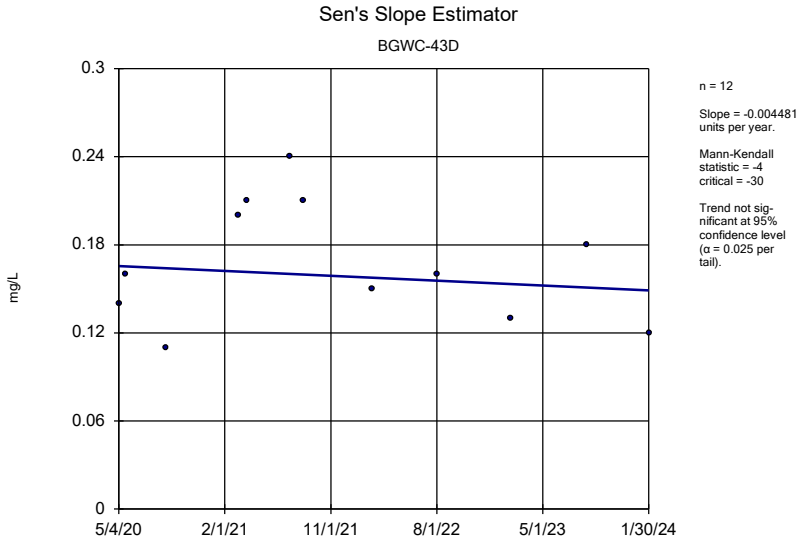

Constituent: Molybdenum Analysis Run 4/10/2024 10:33 AM View: Appendix IV Trend Tests

Plant Bowen Data: Bowen AP-1

FIGURE J.

Appendix III Interwell Prediction Limits - April/May 2024 Resample - Significant Results

Plant Bowen Client: Southern Company Data: Bowen AP-1 Printed 6/25/2024, 3:48 PM

Constituent	Well	Upper Lim.	Lower Lim.	Date	Observ.	Sig.	Bg N	Bg Mean	Std. Dev.	%NDs	ND Adj.	Transform	Alpha	Method
Boron (mg/L)	**BGWC-22**	**0.043**	**n/a**	**5/22/2024**	**15.9**	**Yes**	**88**	**n/a**	**n/a**	**19.32**	**n/a**	**n/a**	**0.0002459**	**NP Inter (normality) 1 of 2**
pH (s.u.)	**BGWC-22**	**8.342**	**6.53**	**5/22/2024**	**6.46**	**Yes**	**99**	**56.12**	**6.359**	**0**	**None**	**x^2**	**0.000198**	**Param Inter 1 of 2**

Appendix III Interwell Prediction Limits - April/May 2024 Resample - All Results

Plant Bowen Client: Southern Company Data: Bowen AP-1 Printed 6/25/2024, 3:48 PM

Constituent	Well	Upper Lim.	Lower Lim.	Date	Observ.	Sig.	Bg N	Bg Mean	Std. Dev.	%NDs	ND Adj.	Transform	Alpha	Method
Boron (mg/L)	**BGWC-22**	**0.043**	**n/a**	**5/22/2024**	**15.9**	**Yes**	**88**	**n/a**	**n/a**	**19.32**	**n/a**	**n/a**	**0.0002459**	**NP Inter (normality) 1 of 2**
pH (s.u.)	**BGWC-22**	**8.342**	**6.53**	**5/22/2024**	**6.46**	**Yes**	**99**	**56.12**	**6.359**	**0**	**None**	**x^2**	**0.000198**	**Param Inter 1 of 2**
pH (s.u.)	BGWC-43D	8.342	6.53	4/3/2024	6.74	No	99	56.12	6.359	0	None	x^2	0.000198	Param Inter 1 of 2

Sanitas™ v.10.0.19c Software licensed to . UG

Exceeds Limit: BGWC-22

Prediction Limit

Interwell Non-parametric

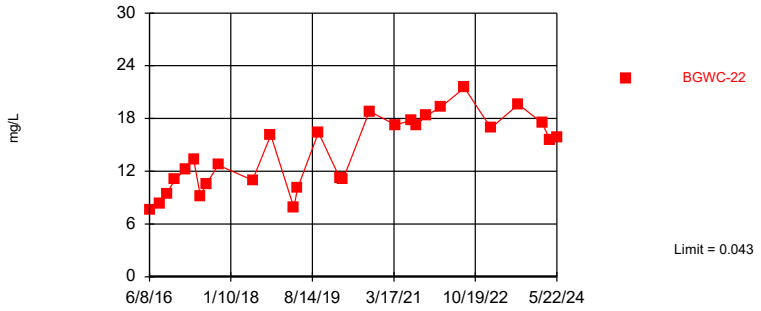

Non-parametric test used in lieu of parametric prediction limit because the Shapiro Francia normality test showed the data to be non-normal at the 0.01 alpha level. Limit is highest of 88 background values. 19.32% NDs. Annual per-constituent alpha = 0.009303. Individual comparison alpha = 0.0002459 (1 of 2). Assumes 18 future values.

Constituent: Boron Analysis Run 6/25/2024 3:44 PM View: Appendix III - Resample
Plant Bowen Client: Southern Company Data: Bowen AP-1

Sanitas™ v.10.0.19c Software licensed to . UG

Exceeds Limits: BGWC-22

Prediction Limit

Interwell Parametric

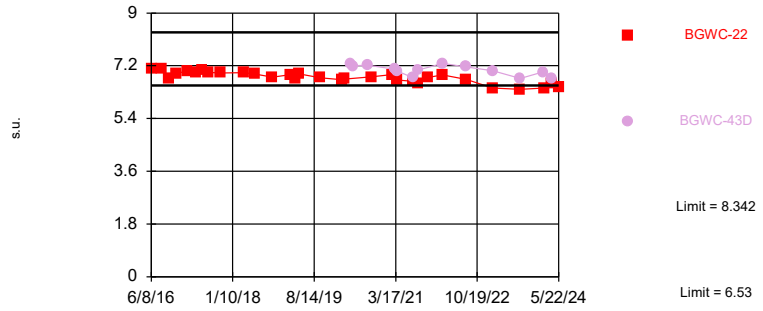

Background Data Summary (based on square transformation): Mean=56.12, Std. Dev.=6.359, n=99. Normality test: Shapiro Francia @alpha = 0.01, calculated = 0.9695, critical = 0.967. Kappa = 2.118 (c=7, w=19, 1 of 2, event alpha = 0.05132). Report alpha = 0.007498. Individual comparison alpha = 0.000198. Comparing 2 points to limit. Assumes 17 future values.

Constituent: pH Analysis Run 6/25/2024 3:44 PM View: Appendix III - Resample
Plant Bowen Client: Southern Company Data: Bowen AP-1

Prediction Limit

Constituent: Boron (mg/L) Analysis Run 6/25/2024 3:48 PM View: Appendix III - Resample

Plant Bowen Client: Southern Company Data: Bowen AP-1

	BGWA-2 (bg)	BGWC-22	BGWA-29 (bg)	BGWA-33 (bg)	BGWA-47D (bg)	BGWA-48D (bg)
6/6/2016	<0.04					
6/8/2016		7.6				
8/9/2016	0.0336 (J)					
8/18/2016		8.37				
8/22/2016			0.0132 (J)			
10/3/2016	0.0226 (J)					
10/4/2016			0.0065 (J)			
10/10/2016		9.46				
11/29/2016	0.0085 (J)					
12/1/2016			<0.04			
12/8/2016		11.1				
1/10/2017			<0.04			
2/13/2017	<0.04					
2/14/2017			<0.04			
2/17/2017		12.2				
4/13/2017	0.0084 (J)					
4/14/2017			<0.04			
4/20/2017		13.3				
5/25/2017	0.01 (J)		<0.04			
6/5/2017		9.19				
7/7/2017	0.009 (J)					
7/10/2017			<0.04			
7/19/2017		10.6				
10/9/2017	0.0063 (J)					
10/10/2017			<0.04			
10/12/2017		12.7				
6/12/2018	0.0058 (J)		0.0056 (J)			
6/14/2018		11				
10/16/2018	0.0066 (J)		0.0071 (J)			
10/22/2018		16.1				
4/1/2019	0.0076 (J)		0.0048 (J)			
4/3/2019		7.9		0.66 (o)		
5/2/2019	0.015 (J)	10.1				
7/9/2019				0.027 (J)		
9/23/2019	0.0069 (J)		0.0052 (J)			
9/27/2019		16.4		0.033 (J)		
2/19/2020			0.0057 (J)			
2/21/2020				0.02 (J)		
2/25/2020		11.2				
3/18/2020	0.016 (J)		0.0054 (J)			
3/20/2020		11.1		0.043 (J)		
5/22/2020					0.024 (J)	
5/25/2020						0.018 (J)
6/23/2020					0.019 (J)	0.015 (J)
7/28/2020					0.03 (J)	0.024 (J)
9/2/2020					0.022 (J)	
9/3/2020						0.022 (J)
9/23/2020	0.0086 (J)		<0.04			
9/24/2020		18.8				
9/25/2020				0.02 (J)		
10/1/2020					0.025 (J)	0.027 (J)
11/10/2020					0.025 (J)	0.032 (J)

ND substitution: RL or RL/2 if <15% NDs.

Prediction Limit

Constituent: Boron (mg/L) Analysis Run 6/25/2024 3:48 PM View: Appendix III - Resample

Plant Bowen Client: Southern Company Data: Bowen AP-1

	BGWA-2 (bg)	BGWC-22	BGWA-29 (bg)	BGWA-33 (bg)	BGWA-47D (bg)	BGWA-48D (bg)
12/15/2020					0.031 (J)	0.034 (J)
1/20/2021					0.022 (J)	0.034 (J)
3/23/2021			<0.04			
3/25/2021					0.017 (J)	0.026 (J)
3/26/2021	0.0094 (J)					
3/29/2021		17.3				
4/1/2021				0.0069 (J)		
7/19/2021		17.8				
8/16/2021	0.013 (J)		<0.04		0.021 (J)	0.034 (J)
8/23/2021		17.2				
8/25/2021				0.0093 (J)		
11/1/2021		18.3				
2/9/2022	0.0099 (J)				0.017 (J)	0.038 (J)
2/10/2022			0.012 (J)			
2/15/2022		19.3				
2/16/2022				0.01 (J)		
7/26/2022	0.014 (J)		0.013 (J)		0.022 (J)	0.017 (J)
8/2/2022		21.5				
8/3/2022				0.015 (J)		
1/24/2023	0.01 (J)		<0.04		0.016 (J)	0.014 (J)
2/2/2023				0.0092 (J)		
2/7/2023		16.9				
8/15/2023					0.034 (J)	
8/16/2023			<0.04			0.01 (J)
8/21/2023	<0.04					
8/22/2023		19.6				
8/23/2023				<0.04		
1/31/2024					0.023 (J)	0.024 (J)
2/5/2024			<0.04			
2/7/2024				0.016 (J)		
2/8/2024	0.022 (J)	17.5				
4/3/2024		15.6				
5/22/2024		15.9				

ND substitution: RL or RL/2 if <15% NDs.

Prediction Limit

Constituent: pH (s.u.) Analysis Run 6/25/2024 3:48 PM View: Appendix III - Resample

Plant Bowen Client: Southern Company Data: Bowen AP-1

	BGWA-2 (bg)	BGWC-22	BGWA-29 (bg)	BGWA-33 (bg)	BGWC-43D	BGWA-47D (bg)	BGWA-48D (bg)
6/6/2016	7.69						
6/8/2016		7.1					
8/9/2016	7.72						
8/18/2016		7.1					
8/22/2016			7.91				
10/3/2016	7.74						
10/4/2016			7.81				
10/10/2016		6.77					
11/29/2016	7.74						
12/1/2016			8.06				
12/8/2016		6.94					
1/10/2017			7.97				
2/13/2017	7.63						
2/14/2017			7.89				
2/17/2017		7.02					
4/13/2017	7.57						
4/14/2017			7.86				
4/20/2017		6.95					
5/25/2017	7.84		8.11				
6/5/2017		7.07					
7/7/2017	7.82						
7/10/2017			8.12				
7/19/2017		6.97					
10/9/2017	7.8						
10/10/2017			8.13				
10/12/2017		6.95					
3/26/2018	7.74		7.98				
3/29/2018		6.96					
6/12/2018	7.88		8.09				
6/14/2018		6.92					
10/16/2018	7.73		7.64				
10/22/2018		6.81					
2/25/2019	7.78						
2/27/2019			8				
3/1/2019		6.9					
4/1/2019	7.7		7.85				
4/2/2019				7.67			
4/3/2019		6.77					
5/2/2019	7.71	6.92					
9/23/2019	7.58		7.98				
9/27/2019		6.79		7.75			
2/18/2020	7.67						
2/19/2020			8.01				
2/21/2020				7.54			
2/25/2020		6.72					
3/18/2020	7.65		8.12				
3/20/2020		6.75		7.53			
5/4/2020					7.27		
5/20/2020					7.2		
5/22/2020						7.15	
5/25/2020							7.45
6/23/2020						7 (D)	7.46 (D)

Prediction Limit

Constituent: pH (s.u.) Analysis Run 6/25/2024 3:48 PM View: Appendix III - Resample

Plant Bowen Client: Southern Company Data: Bowen AP-1

	BGWA-2 (bg)	BGWC-22	BGWA-29 (bg)	BGWA-33 (bg)	BGWC-43D	BGWA-47D (bg)	BGWA-48D (bg)
7/28/2020						6.98	7.79
9/2/2020						6.95	
9/3/2020					7.21		7.35
9/23/2020	7.32		8.08				
9/24/2020		6.82					
9/25/2020				7.62			
9/28/2020				7.02			
10/1/2020						6.94	7.41
11/10/2020						6.89	7.17
12/15/2020						7.04	7.37
1/20/2021						6.83	7.31
2/16/2021	7.75		8				
2/17/2021						6.89	7.21
2/19/2021		6.9		7.73			
3/8/2021					7.08		
3/23/2021			8				
3/25/2021						6.94	7.22
3/26/2021	7.63						
3/29/2021		6.71			7.02		
4/1/2021				7.75			
7/19/2021		6.67					
7/20/2021					6.79		
8/16/2021	7.46		7.6			6.8	7.13
8/23/2021		6.59			7.05		
8/25/2021				7.52			
11/1/2021		6.8					
2/9/2022	7.36					6.86	7.16
2/10/2022			8.09				
2/15/2022		6.89			7.28		
2/16/2022				7.2			
7/26/2022	7.45		7.92			6.75	7.37
8/1/2022					7.16		
8/2/2022		6.73					
8/3/2022				6.89			
1/24/2023	7.32		7.77			6.72	7.32
2/2/2023				6.7			
2/7/2023		6.44			7.03		
8/15/2023						6.62	
8/16/2023			7.3				6.94
8/21/2023	7.18						
8/22/2023		6.4					
8/23/2023				6.44	6.77		
1/30/2024					6.99		
1/31/2024						6.69	7.38
2/5/2024			7.62				
2/7/2024				6.57			
2/8/2024	7.01	6.44					
4/3/2024		6.61			6.74 (R)		
5/22/2024		6.46					

FIGURE K.

Appendix IV Confidence Intervals April/May 2024 Resample - Significant Results

Plant Bowen Client: Southern Company Data: Bowen AP-1 Printed 7/29/2024, 8:58 AM

Constituent	Well	Upper Lim.	Lower Lim.	Compliance	Sig.	N	Mean	Std. Dev.	%NDs	ND Adj.	Transform	Alpha	Method
Cobalt (mg/L)	**BGWC-22**	**0.02541**	**0.01672**	**0.006**	**Yes**	**30**	**0.02106**	**0.009661**	**0**	**None**	**No**	**0.01**	**Param.**

Appendix IV Confidence Intervals April/May 2024 Resample - All Results

Plant Bowen Client: Southern Company Data: Bowen AP-1 Printed 7/29/2024, 8:58 AM

Constituent	Well	Upper Lim.	Lower Lim.	Compliance	Sig.	N	Mean	Std. Dev.	%NDs	ND Adj.	Transform	Alpha	Method
Cobalt (mg/L)	**BGWC-22**	**0.02541**	**0.01672**	**0.006**	**Yes**	**30**	**0.02106**	**0.009661**	**0**	**None**	**No**	**0.01**	**Param.**
Thallium (mg/L)	BGWC-43D	0.003646	0.001414	0.002	No	10	0.00253	0.001251	0	None	No	0.01	Param.

Sanitas™ v.10.0.20 Software licensed to Groundwater Stats Consulting. UG

Parametric Confidence Interval

Compliance limit is exceeded. Per-well alpha = 0.01. Normality Test: Shapiro Wilk, alpha based on n.

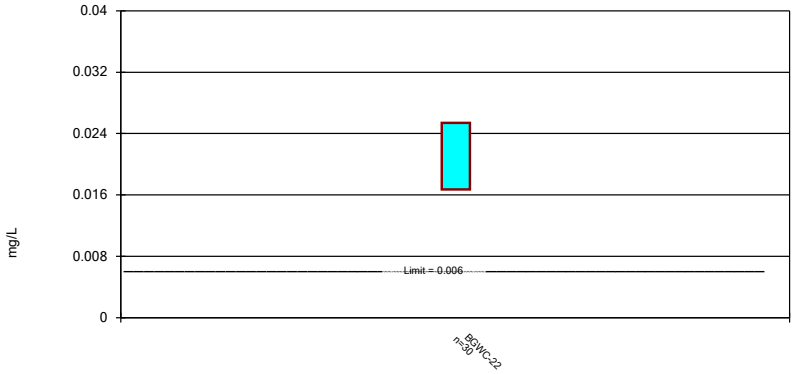

Constituent: Cobalt Analysis Run 7/29/2024 8:56 AM View: Appendix IV - Resample
Plant Bowen Client: Southern Company Data: Bowen AP-1

Sanitas™ v.10.0.20 Software licensed to Groundwater Stats Consulting. UG

Parametric Confidence Interval

Compliance Limit is not exceeded. Per-well alpha = 0.01. Normality Test: Shapiro Wilk, alpha based on n.

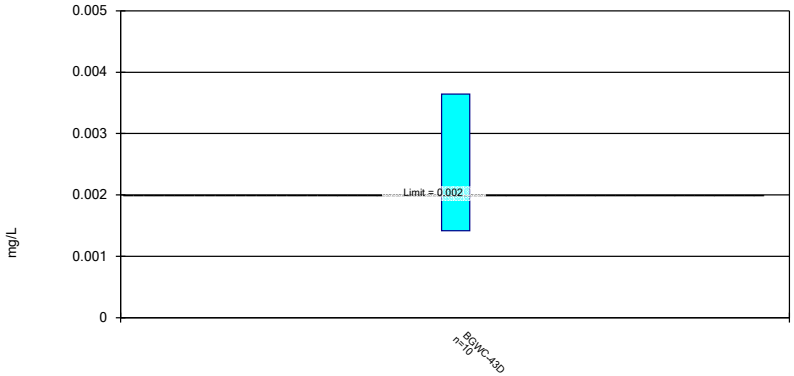

Constituent: Thallium Analysis Run 7/29/2024 8:56 AM View: Appendix IV - Resample
Plant Bowen Client: Southern Company Data: Bowen AP-1

Confidence Interval

Constituent: Cobalt (mg/L) Analysis Run 7/29/2024 8:58 AM View: Appendix IV - Resample

Plant Bowen Client: Southern Company Data: Bowen AP-1

	BGWC-22
6/8/2016	0.0079
8/18/2016	0.0109
10/10/2016	0.011
12/8/2016	0.013
2/17/2017	0.0122
4/20/2017	0.0116
6/5/2017	0.0112
7/19/2017	0.0131
3/29/2018	0.016
6/14/2018	0.017
10/22/2018	0.021
3/1/2019	0.017
4/3/2019	0.019
5/2/2019	0.023 (J)
9/27/2019	0.027
2/25/2020	0.017
3/20/2020	0.02
9/24/2020	0.041
2/19/2021	0.032
3/29/2021	0.029 (J)
7/19/2021	0.039
8/23/2021	0.029
11/1/2021	0.04
2/15/2022	0.03
8/2/2022	0.034
2/7/2023	0.017
8/22/2023	0.03
2/8/2024	0.014
4/3/2024	0.012
5/22/2024	0.017
Mean	0.02106
Std. Dev.	0.009661
Upper Lim.	0.02541
Lower Lim.	0.01672

Confidence Interval

Constituent: Thallium (mg/L) Analysis Run 7/29/2024 8:58 AM View: Appendix IV - Resample

Plant Bowen Client: Southern Company Data: Bowen AP-1

	BGWC-43D
9/3/2020	0.0024
3/8/2021	0.0015
3/29/2021	0.0016
8/23/2021	0.0028
2/15/2022	0.0034
8/1/2022	0.0028
2/7/2023	0.0011
8/23/2023	0.0021
1/30/2024	0.0055
4/3/2024	0.0021 (R)
Mean	0.00253
Std. Dev.	0.001251
Upper Lim.	0.003646
Lower Lim.	0.001414

APPENDIX E

Alternate Source Demonstration

Prepared for



Georgia Power Company
241 Ralph McGill Blvd NE
Atlanta, Georgia 30308

ALTERNATE SOURCE DEMONSTRATION - ARSENIC

PLANT BOWEN – ASH POND 1 (AP-1)

Prepared by



engineers | scientists | innovators

1255 Roberts Boulevard, Suite 200
Kennesaw, Georgia 30144

Project Number GW6581F

May 2023

Georgia Power

ALTERNATE SOURCE DEMONSTRATION – ARSENIC

Plant Bowen
Ash Pond 1 (AP-1)

May 1, 2023

Martin Crook, P.G.
Senior Geologist

Whitney Law, P.E.
Project Manager

Certification Statement

Alternate Source Demonstration - Arsenic
Plant Bowen
Ash Pond 1
May 1, 2023

This *Alternate Source Demonstration – Arsenic, Plant Bowen Ash Pond 1 (AP-1)* has been prepared in compliance with the United States Environmental Protection Agency Coal Combustion Residual Rule [40 Code of Federal Regulations 257 Subpart D], specifically 257.95(g)(3)(ii), and the Georgia Environmental Protection Division Rules for Solid Waste Management 391-3-4-.10(6), by a qualified groundwater scientist or engineer with Geosyntec Consultants. I hereby certify that I am a qualified groundwater scientist, in accordance with the Georgia Rules of Solid Waste Management, and 40 CFR Part 258.50(g).



Seal and Signature	May 1, 2023 Date

Geosyntec consultants

TABLE OF CONTENTS

1. INTRODUCTION 1
   - 1.1 Purpose 1
   - 1.2 Summary of ASD 1
   - 1.3 Site Description 2
   - 1.4 Groundwater Monitoring and Basis of Statistically Significant Levels 3

2. ALTERNATE SOURCE DEMONSTRATION 4
   - 2.1 Corrected Arsenic Confidence Interval Below the GWPS 4
   - 2.2 Presence of a Statistically Significant Decreasing Arsenic Trend 4

3. CONCLUSIONS 6

4. REFERENCES 7

LIST OF FIGURES

Figure 1 Site Location Map
Figure 2 Monitoring Well Network Map
Figure 3 Time Series Plot for As in BGWC-37D

LIST OF APPENDICES

Appendix A Updated Statistical Evaluation
Appendix B Trend Analysis for As in BGWC-37D

LIST OF ACRONYMS

ACM	assessment of corrective measures
AP	ash pond
As	arsenic
ASD	alternate source demonstration
CCR	Coal Combustion Residual
CFR	Code of Federal Regulations
GA EPD	Georgia Environmental Protection Division
Georgia Power	Georgia Power Company
GWPS	groundwater protection standard
LCL	lower confidence limit
mg/L	milligrams per liter
Mo	molybdenum
NOI	Notice of Intent
PE	professional engineer
PG	professional geologist
SSL	statistically significant level
USEPA	United States Environmental Protection Agency

1. INTRODUCTION

1.1 Purpose

This document presents an alternate source demonstration (ASD) for the statistically significant level (SSL) of arsenic (As) above the groundwater protection standard (GWPS) of 0.010 milligrams per liter (mg/L) detected in vertical assessment well BGWC-37D located at the Georgia Power Company (Georgia Power) Plant Bowen (Site) Ash Pond 1 (AP-1). An SSL of As above the GWPS was first identified at BGWC-37D following statistical evaluation of available groundwater data after the July/August 2022 assessment monitoring event; the evaluation was presented in the *Annual Groundwater Monitoring and Corrective Action Report* and submitted to the Georgia Environmental Protection Division (GA EPD) on January 31, 2023 (Geosyntec, 2023).

This ASD has been prepared pursuant to regulations in Title 40 Code of Federal Regulations (CFR) Part 257 Subpart D [the Federal Coal Combustion Residuals (CCR) Rule], specifically § 257.95(g)(3)(ii), which allows the owner or operator to "demonstrate that a source other than the CCR unit caused the contamination, or that the statistically significant increase resulted from error in sampling, analysis, statistical evaluation, or natural variation in groundwater quality." Moreover, this ASD also serves as an ASD under the Georgia regulations per Rule 391-3-4-.10(6) of the Georgia Administrative Code, which incorporates § 257.95(g)(3)(ii) by reference.

1.2 Summary of ASD

Based on review of Site information, the SSL of As identified in well BGWC-37D is not associated with a release from AP-1 but is instead caused by an error in statistical evaluation associated with the inappropriate application of non-parametric confidence limits. This ASD provides the following lines of evidence in support of this conclusion:

- The initial non-parametric confidence limit identified the SSL for As at BGWC-37D following the July/August 2022 groundwater monitoring event. However, in accordance with the United States Environmental Protection Agency (USEPA) *Statistical Analysis of Groundwater Data at RCRA Facilities Unified Guidance* (Unified Guidance) (USEPA, 2009), preparation of non-parametric confidence intervals is only necessary when parametric methods are not applicable. A parametric confidence interval was subsequently determined to be the appropriate

statistical approach for evaluating As concentrations in BGWC-37D. Application of the appropriate confidence interval indicates that the lower confidence limit (LCL) is below the GWPS. Therefore, an SSL for As should not have been identified.

- The As groundwater concentrations in BGWC-37D have been decreasing since sampling began in February 2020, and a decreasing concentration trend that is statistically significant at the 99% confidence level has been identified. The most current As concentration, reported for the January/February 2023 assessment monitoring event, is below the established GWPS. This statistically significant decreasing trend is not indicative of a release from AP-1.

1.3 Site Description

Plant Bowen is a four-unit, coal-fired, electric-generating facility that commenced operations in the 1970s. The plant is located nine miles southwest of Cartersville in Bartow County, Georgia. The plant is bordered by the Etowah River to the north and east, and sparsely populated, forested, rural and industrial land on the south and west (**Figure 1**).

AP-1 at the Site occupies an area of approximately 254 acres. In preparation for AP-1 closure, the plant completed the conversion to dry ash handling in early 2019, and AP-1 no longer receives ash. Georgia Power submitted to GA EPD a notice of intent (NOI) stating that waste stream flows are no longer directed to AP-1, effective December 31, 2020. Georgia Power will close AP-1 by excavation and consolidation of CCR material into an approximately 90-acre lined, multi-cell storage facility situated within the current footprint of AP-1. Closure activities will be conducted in accordance with § 257.102 and corresponding Rule 391-3-4-.10(7)(b). The proposed closure approach provides a source control measure that reduces the potential for migration of CCR constituents to groundwater. Details of the closure approach have been summarized in the Amended Written Closure Plan and published in 2018 to Georgia Power's CCR Rule Compliance website. On February 17, 2022, GA EPD issued a CCR Permit (008-021D(CCR)) for the closure of Plant Bowen AP-1.

1.4 Groundwater Monitoring and Basis of Statistically Significant Levels

Georgia Power initiated an assessment of corrective measures (ACM) program at AP-1 in June 2019. BGWC-37D, shown on **Figure 2**, was installed as a vertical assessment well for detection well BGWC-22 and was sampled for the constituents listed in Appendix III and Appendix IV as part of the ACM activities.

Statistical analysis of the July/August 2022 assessment monitoring groundwater data identified an SSL of As in BGWC-37D in excess of the GWPS. Details of the analysis and supporting data are presented in the *2022 Annual Groundwater Monitoring and Corrective Action Report* (Geosyntec, 2023). However, the SSL was incorrectly identified due to an error in statistical evaluation as described in this ASD.

2. ALTERNATE SOURCE DEMONSTRATION

Based on review of Site information, the SSL of As identified in well BGWC-37D is not associated with a release from AP-1 but instead was initially identified due to an error in statistical evaluation (i.e., the inappropriate use of non-parametric confidence interval). This report provides the following information supporting this conclusion.

2.1 Corrected Arsenic Confidence Interval Below the GWPS

In accordance with the USEPA Unified Guidance, when calculating confidence intervals, if the required transformations to fit the data to a transformed normal distribution result in the LCLs being a negative number, non-parametric confidence intervals are computed, which are bound by reported high and low measurements within a given well. During calculation of the confidence intervals following the July/August 2022 assessment monitoring event, all the confidence intervals were inadvertently constructed as non-parametric, rather than on a case-by-case basis. In the case of BGWC-37D, the parametric LCL was greater than zero, therefore the parametric LCL should have been compared to the GWPS; and found to be below the GWPS. Therefore, the SSL for As should not have been identified.

A semiannual assessment monitoring event was also completed in January/February 2023. Arsenic concentrations were statistically compared to the GWPS using a confidence interval constructed using the most recent monitoring data for BGWC-37D. The confidence interval constructed using the most current groundwater dataset, including the January/February 2023 assessment monitoring event does not identify an SSL of As in BGWC-37D.

Confidence intervals were developed by Groundwater Stats Consulting, LLC (GSC) in accordance with the USEPA Unified Guidance. The GSC-provided revised reports for the July/August 2022 monitoring event are included in **Appendix A**.

2.2 Presence of a Statistically Significant Decreasing Arsenic Trend

A time series plot for As in BGWC-37D is included as **Figure 3**. As shown on **Figure 3**, the As groundwater concentrations in BGWC-37D have been decreasing since sampling for As began in February 2020, with the most recent datum from the January/February 2023 assessment monitoring event being the lowest reported As concentration to date

(i.e., 0.0074 mg/L) and below the GWPS (0.010 mg/L). The Sanitas™ groundwater statistical software was used to evaluate the presence of a time-trend for As in BGWC-37D using Sen's method and the statistical significance of the trend was evaluated using a Mann Kendall test. Results are presented in **Appendix B.** Results of the evaluation indicate a decreasing concentration trend that is statistically significant at the 99% confidence level. Based on the presence of a statistically significant trend, it is unlikely an SSL of As would be identified in BGWC-37D.

Sanitas™ is a decision-support software package that incorporates the statistical tests required of Subtitle C and D facilities by USEPA regulations and guidance as recommended in the USEPA Unified Guidance.

3. CONCLUSIONS

The following lines of evidence support the conclusion that the SSL of As identified in BGWC-37D is attributed to an error in statistical evaluation and is not due to a release from AP-1:

- Corrected Arsenic Confidence Interval Below the GWPS

  The initial non-parametric confidence interval identified the SSL for As at BGWC-37D following the July/August 2022 groundwater monitoring event. However, application of non-parametric confidence intervals was inappropriate. Application of the appropriate parametric confidence interval indicates the LCL is below the GWPS. Therefore, the identification of an SSL for As was incorrect, and was not due to a release from AP-1.

  More recent monitoring data have been collected since the initial SSL was identified. The confidence interval constructed using the most current groundwater data set, including the January/February 2023 assessment monitoring event, also does not identify an SSL of As in BGWC-37D.

- Presence of a Statistically Significant Decreasing Arsenic Trend:

  A statistically significant decreasing trend in As concentration is present at the 99% confidence level for BGWC-37D, which is also not indicative of a release from AP-1.

BGWC-37D will continue to be sampled as part of the ongoing assessment monitoring program at AP-1.

4. REFERENCES

Geosyntec Consultants (2023). *2022 Annual Groundwater Monitoring and Corrective Action Report, Georgia Power Company, Plant Bowen, Ash Pond 1 (AP-1).* January 2023.

Sanitas: Groundwater Statistical Software, v. 9.6.26, 2018. Sanitas Technologies©, Boulder, Colorado.

USEPA (2009). *Statistical Analysis of Groundwater Monitoring Data at RCRA Facilities, Unified Guidance*. Office of Resource Conservation and Recovery – Program Implementation and Information Division. March 2009.

FIGURES

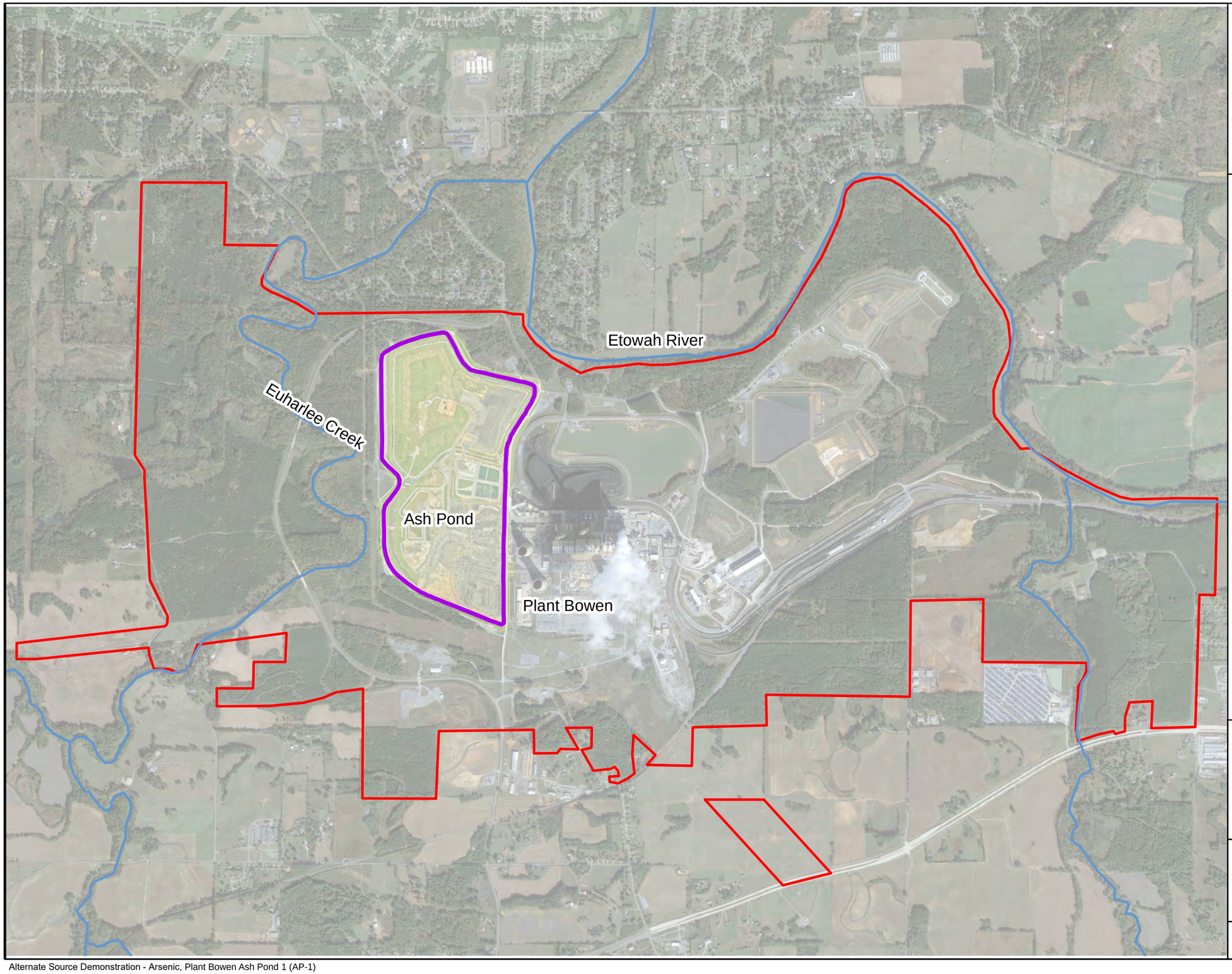

N

LEGEND

- Approximate Site Boundary
- Approximate AP-1 Boundary
- River or Stream



Note:
1. Aerial photograph source: Google Earth Pro, November 2019 and Georgia Power Company, September 2022.

0 900 1,800 3,600
Feet

SITE LOCATION MAP

GEORGIA POWER COMPANY
PLANT BOWEN AP-1
BARTOW COUNTY, GEORGIA

Prepared For: Georgia Power

Prepared By: Geosyntec consultants

KENNESAW, GA | MAY 2023

FIGURE 1

Alternate Source Demonstration - Arsenic, Plant Bowen Ash Pond 1 (AP-1)

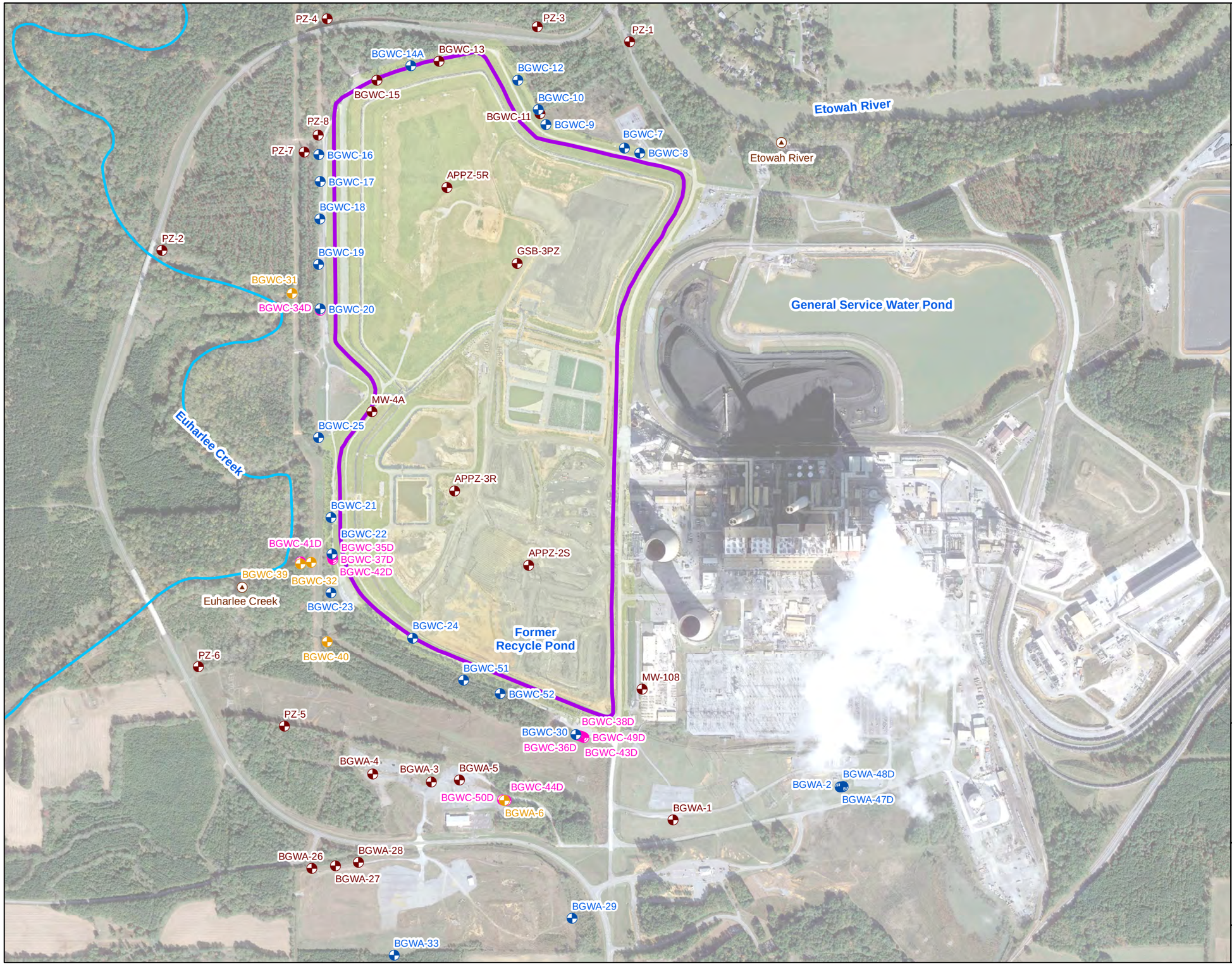

N

LEGEND

- Detection Monitoring Well
- Horizontal Assessment Monitoring Well
- Vertical Assessment Monitoring Well
- Piezometer
- Surface Water Transducer
- Euharlee Creek
- Approximate AP-1 Boundary

Notes:
1. All wells and piezometers presented are screeened within the weathered fractured bedrock.
2. Aerial photograph source: Google Earth Pro, November 2019 and Georgia Power Company, September 2022.

0 400 800 1,600
Feet

MONITORING WELL NETWORK MAP

GEORGIA POWER COMPANY
PLANT BOWEN AP-1
BARTOW COUNTY, GEORGIA

Prepared For: Georgia Power

Prepared By: Geosyntec consultants

KENNESAW, GA | MAY 2023

FIGURE 2

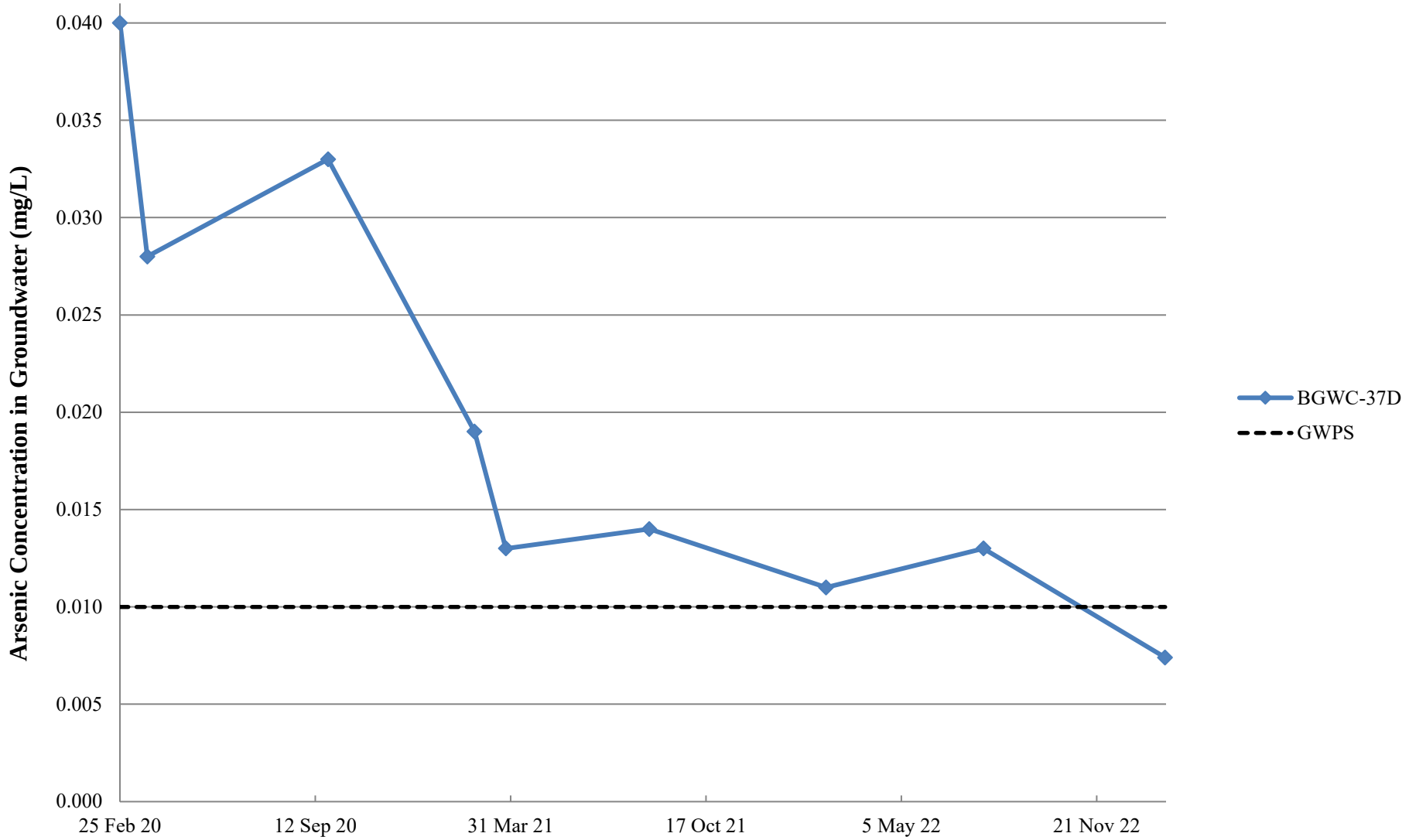

Note:
1. The Groundwater Protection Standard (GWPS) for arsenic is 0.010 mg/L.

TIME SERIES PLOT FOR AS IN BGWC-37D

GEORGIA POWER COMPANY
PLANT BOWEN AP-1
BARTOW COUNTY, GEORGIA

Prepared For:	Prepared By:	FIGURE
Georgia Power	Geosyntec consultants	3
KENNESAW, GA	MAY 2023	

APPENDIX A

Updated Statistical Evaluation

GROUNDWATER STATS CONSULTING

April 18, 2023

Southern Company Services
Attn: Ms. Kristen Jurinko
241 Ralph McGill Blvd NE, Bin 10160
Atlanta, Georgia 30308

Re: Plant Bowen Ash Pond 1 (AP-1)
July/August 2022 Sample Event

Dear Ms. Jurinko,

Groundwater Stats Consulting, formerly the statistical consulting division of Sanitas Technologies, is pleased to provide the statistical analysis of groundwater data for the Groundwater Detection and Assessment Monitoring Semi-Annual July/August 2022 sample event for Georgia Power Company's Plant Bowen AP-1. The analysis complies with the federal rule for the Disposal of Coal Combustion Residuals (CCR) from Electric Utilities (CCR Rule, 2015), the Georgia Environmental Protection Division (EPD) Rules for Solid Waste Management Chapter 391-3-4-.10, and follows the United States Environmental Protection Agency (USEPA) Unified Guidance (2009).

Sampling for the Appendix III and IV parameters began in 2016, and at least 8 background samples were collected at each of the groundwater monitoring wells with exceptions noted below. All wells were sampled most recently in July/August 2022, except for well BGWC-24, which includes resamples collected in October 2022 as described below. Sampling is conducted on a semi-annual basis for all constituents. A list of all parameters is provided below.

The monitoring well network, as provided by Southern Company Services, consists of the following:

- **Upgradient well:** BGWA-2, BGWA-29, BGWA-33, BGWA-47D, and BGWA-48D

- **Downgradient wells:** BGWC-7, BGWC-8, BGWC-9, BGWC-10, BGWC-12, BGWC-14A, BGWC-16, BGWC-17, BGWC-18, BGWC-19, BGWC-20, BGWC-21, BGWC-22, BGWC-23, BGWC-24, BGWC-25, BGWC-30, BGWC-51, and BGWC-52
- **Assessment wells:** BGWA-6, BGWC-31, BGWC-32, BGWC-34D, BGWC-35D, BGWC-36D, BGWC-37D, BGWC-38D, BGWC-39, BGWC-40, BGWC-41D, BGWC-42D, BGWC-43D, BGWC-44D, BGWC-49D, and BGWC-50D

Sampling for upgradient well BGWA-33 began in April 2019 and for upgradient wells BGWA-47D and BGWA-48D in May 2020. Data from these wells are pooled with upgradient wells for construction of interwell statistical limits. Downgradient wells BGWC-51 and BGWC-52 were first sampled in January 2021 and currently have a maximum of 6 samples; therefore, these wells are evaluated with confidence intervals for Appendix IV constituents, which require a minimum of 4 samples. Data at these wells will be evaluated for the Appendix III constituents when a minimum of 8 background samples have been collected.

Sampling for assessment wells started at various dates ranging from June 2016 to March 2021 as listed below:

- June 2016 - BGWA-6
- October 2018 - BGWC-31, BGWC-32, BGWC-34D, BGWC-35D, and BGWC-36D
- May 2019 - BGWC-37D and BGWC-38D
- December 2019 - BGWC-39 and BGWC-40
- May 2020 - BGWC-41D, BGWC-42D, BGWC-43D, and BGWC-44D
- March 2021 – BGWC-49D and BGWC-50D

Data from assessment wells are analyzed using confidence intervals for Appendix IV constituents when a minimum of 4 samples are available as mentioned above. Currently assessment wells BGWC-49D and BGWC-50D have the required minimum and, therefore, are evaluated using confidence intervals. Data from all assessment wells are plotted on the time series graphs and box plots.

Data were sent electronically to Groundwater Stats Consulting, and the statistical analysis was reviewed by Andrew Collins, Project Manager for Groundwater Stats Consulting.

The CCR program consists of the following constituents listed below. The terms "constituent" and "parameter" are interchangeable.

- **Appendix III** (Detection Monitoring) **-** boron, calcium, chloride, fluoride, pH, sulfate, and TDS
- **Appendix IV** (Assessment Monitoring) **–** antimony, arsenic, barium, beryllium, cadmium, chromium, cobalt, combined radium 226 + 228, fluoride, lead, lithium, mercury, molybdenum, selenium, and thallium

Note that when there are no detections present in downgradient wells for a given constituent, statistical analyses are not required. A summary of Appendix IV downgradient and assessment well/constituent pairs with 100% non-detects follows this letter. For all constituents, a substitution of the most recent reporting limit is used for non-detect data which generally gives the most conservative limit in each case. In the time series plots, a single reporting limit substitution is used across all wells for a given parameter since the wells are plotted as a group.

While upgradient well BGWA-33 was not sampled for combined radium 226 + 228 during the July/August 2022 sample event, historical data are included with pooled upgradient well data for the construction of interwell tolerance limits. Additionally, spurious values were noted for well BGWC-24 during the July/August 2022; therefore, resamples for all constituents at this well, with the exception of combined radium 226 + 228, were collected in October 2022. Any values from the July/August 2022 sample event that were uncharacteristic of existing concentrations at well BGWC-24 were flagged as outliers.

Time series plots for Appendix III and IV parameters at all wells are provided for the purpose of screening data at these wells (Figure A). Additionally, a separate section of box plots is included for all constituents at upgradient and downgradient wells (Figure B). The time series plots are used to initially screen for suspected outliers and trends, while the box plots provide visual representation of variation within individual wells and between all wells. Values in background which have been flagged as outliers may be seen in a lighter font and as a disconnected symbol on the graphs. A summary of flagged outliers follows this report (Figure C).

Based on the previous screening, data at all wells for constituents detected in downgradient wells were evaluated for the following: 1) outliers; 2) trends; 3) most appropriate statistical method based on site characteristics of groundwater data upgradient of the facility; and 4) eligibility of downgradient wells when intrawell statistical methods are recommended. Power curves were provided with the 2017 screening to demonstrate that the selected statistical methods for Appendix III parameters comply with the USEPA Unified Guidance. The EPA suggests the selected statistical method should provide at least 55% power at 3 standard deviations or at least 80% power at 4 standard deviations.

The original background screening was conducted in 2017 by MacStat Consulting. Values identified as outliers were flagged in the database and excluded prior to construction of statistical limits. Interwell prediction limits, combined with a 1-of-2 resample plan, were recommended.

Interwell tests, which compare downgradient well data to statistical limits constructed from pooled upgradient well data, are appropriate when average concentrations are similar across upgradient wells. Intrawell tests, which compare compliance data from a single well to screened historical data within the same well, are appropriate when upgradient wells exhibit spatial variation; when statistical limits constructed from upgradient wells would not be conservative from a regulatory perspective; and when downgradient water quality is unimpacted compared to upgradient water quality for the same parameter. While data were further tested for intrawell eligibility during the screening, interwell methods are used for all Appendix III constituents in accordance with Georgia EPD requirements.

Summary of Statistical Methods – Appendix III and IV Parameters

Based on the evaluation for state and federal regulatory requirements, the following methods were selected for Appendix III and IV constituents:

- Appendix III: Interwell prediction limits, combined with a 1-of-2 resample plan, for each Appendix III constituent
- Appendix IV: Confidence intervals on downgradient well data compared against Groundwater Protection Standards (GWPS) for each Appendix IV constituent

The distribution of data is tested using the Shapiro-Wilk/Shapiro-Francia test for normality. Parametric prediction limits (or tolerance limits or confidence intervals as applicable) are utilized when the screened historical data follow a normal or transformed-normal distribution. When data cannot be normalized or the majority of data are non-detects, a nonparametric test is utilized. While the false positive rate associated with the parametric prediction limits is based on an annual 10% (5% per semi-annual event) as recommended by the EPA Unified Guidance (2009), the false positive rate associated with the nonparametric limits is dependent upon the available background sample size, number of future comparisons, and verification resample plan. The following approaches are used for handling non-detects (USEPA, 2009):

- No statistical analyses are required on wells and analytes containing 100% non-detects (USEPA Unified Guidance, 2009, Chapter 6).

- When data contain <15% non-detects in background, simple substitution of one-half the reporting limit is utilized in the statistical analysis. The reporting limit utilized for non-detects is the practical quantification limit (PQL) as reported by the laboratory.
- When data contain between 15-50% non-detects, the Kaplan-Meier non-detect adjustment is applied to the background data. This technique adjusts the mean and standard deviation of the historical concentrations to account for concentrations below the reporting limit.
- Nonparametric prediction limits are used on data containing greater than 50% non-detects.

Natural systems continuously evolve due to physical changes made to the environment. Examples include capping a landfill, paving areas near a well, or lining a drainage channel to prevent erosion. Periodic updating of background statistical limits is necessary to accommodate these types of changes. In the interwell case, prediction limits are updated with upgradient well data during each event after careful screening for any new outliers. While this was not required for this report, in some cases, deselecting the earlier portion of data may be necessary prior to construction of limits so that resulting statistical limits are conservative (lower) from a regulatory perspective and capable of rapidly detecting changes in groundwater quality. Even though the data are excluded from the calculation, the values will continue to be reported and shown in tables and graphs.

Statistical Analysis of Appendix III Parameters – July/August 2022

All Appendix III parameters were analyzed using interwell prediction limits. Background (upgradient) well data were re-assessed for potential outliers during this analysis. No new Appendix III values were flagged as an outlier in the database for Appendix III parameters. Values in background which were previously flagged as outliers may be seen in a lighter font and as a disconnected symbol on the graphs. A summary of flagged outliers follows this report (Figure C).

Interwell Prediction Limits

Interwell prediction limits, combined with a 1-of-2 resample plan, were constructed using all historical upgradient well data through July/August 2022 (Figure D). Interwell prediction limits pool upgradient well data to establish a background limit for an individual constituent. The July/August 2022 sample from each downgradient well is compared to the background limit to determine whether initial exceedances are present.

In the event of an initial exceedance of compliance well data, the 1-of-2 resample plan allows for collection of one additional sample to determine whether the initial exceedance is confirmed. When a resample confirms the initial exceedance, a statistically significant increase is identified and further research would be required to identify the cause of the exceedance (i.e., impact from the site, natural variation, or an off-site source). If the resample falls within the statistical limit, the initial exceedance is considered to be a false positive result. Therefore, no exceedance is noted and no further action is necessary. If no resample is collected, the original result is considered a confirmed exceedance. Several prediction limit exceedances were noted for Appendix III parameters and a summary table of the interwell prediction limits follows this letter.

Trend Test Evaluation – Appendix III

When prediction limit exceedances are identified in downgradient wells, data are further evaluated using the Sen's Slope/Mann Kendall trend test at the 99% confidence level to determine whether concentrations are statistically increasing, decreasing, or stable (Figure E). Upgradient wells are included in the trend analyses for all parameters found to exceed their prediction limit in downgradient wells to identify whether similar patterns exist upgradient of the site. Upgradient trends are an indication of natural variability in groundwater unrelated to practices at the site. A summary along with complete graphical results of the trend tests follows this report. Statistically significant trends were noted for the following well/constituent pairs:

Increasing

- Boron: BGWC-12, BGWC-22, BGWC-23, and BGWC-25
- Calcium: BGWA-2 (upgradient), BGWC-12, BGWC-16, BGWC-20, BGWC-22, and BGWC-23
- Chloride: BGWC-10, BGWC-22, and BGWC-23
- Sulfate: BGWA-2 (upgradient), BGWC-12, BGWC-16, and BGWA-47D (upgradient)
- TDS: BGWC-12, BGWC-22, and BGWC-23

Decreasing

- Boron: BGWC-7, BGWC-9, BGWC-18, and BGWC-30
- Chloride: BGWC-9, BGWC-12, BGWC-16, BGWA-29 (upgradient), BGWC-24, and BGWC-30
- pH: BGWC-16, BGWC-24, and BGWA-47D (upgradient)
- Sulfate: BGWC-7, BGWC-9, and BGWC-19
- TDS: BGWC-7 and BGWC-30

Statistical Analysis of Appendix IV Parameters – July/August 2022

For Appendix IV parameters, confidence intervals for each downgradient well/constituent were compared against corresponding Groundwater Protection Standards (GWPS). GWPS were developed as described below. Well/constituent pairs that have 100% non-detects or only trace values below the reporting limits do not require analysis. Data from upgradient wells for Appendix IV parameters are reassessed for outliers during each analysis.

During the previous analysis, a high reporting limit 0.15 mg/L for lithium at wells BGWC-32, BGWC-37D, BGWC-40, and BGWC-42D was flagged in order to maintain statistical limits that are conservative (i.e., lower) from a regulatory perspective. A high reported value of 0.015 mg/L during the July/August 2022 sample event for antimony at downgradient well BGWC-24 was flagged as an outlier. All resamples collected during October 2022 at this well were included in the confidence intervals as discussed earlier. A summary of flagged outliers follows this report (Figure C).

Interwell Upper Tolerance Limits

First, interwell tolerance limits were used to calculate site-specific background limits from all available pooled upgradient well data through August 2022 for Appendix IV constituents (Figure F). Parametric tolerance limits are used when data follow a normal or transformed-normal distribution. When data contained greater than 50% non-detects or did not follow a normal or transformed-normal distribution, non-parametric tolerance limits were used.

Groundwater Protection Standards

The background limits were then used when determining the groundwater protection standard (GWPS) under 40 CFR §257.95(h) and Georgia EPD Rule 391-3-4-.10(6)(a). On July 30, 2018, US EPA revised the Federal CCR rule updating GWPS for cobalt, lead, lithium, and molybdenum as described above in 40 CFR §257.95(h)(2). Effective on February 22, 2022, Georgia EPD incorporated the updated GWPS into the current Georgia EPD Rules for Solid Waste Management 391-3-4-.10(6)(a). In accordance with the updated Rules, the GWPS is:

- The maximum contaminant level (MCL) established under §141.62 and §141.66 of this title

- Where an MCL has not been established for a constituent, Federal and State CCR Rules specify levels for cobalt (0.006 mg/L), lead (0.015 mg/L), lithium (0.040 mg/L), and molybdenum (0.100 mg/L)
- The respective background level for a constituent when the background level is higher than the MCL or Federal CCR Rule identified GWPS

Following Georgia EPD Rule requirements and the Federal CCR requirements, GWPS were established for statistical comparison of Appendix IV constituents for this sample event (Figure G).

Confidence Intervals

To complete the statistical comparison of downgradient well data to GWPS, confidence intervals were constructed for the Appendix IV constituents in each downgradient and assessment well using all available data through July/August 2022.

The Sanitas software was used to calculate both the tolerance limits and the confidence intervals (Figure H). Due to the required transformations to fit the data to a transformed normal distribution, the lower confidence limits resulted in negative numbers for some well/constituent pairs. Therefore, non-parametric confidence intervals, which are bound by reported high and low measurements within a given well, were constructed for these particular cases and may be found at the end of Figure H. This is a more conservative approach in that the lower confidence limit reflects the lowest reported measurement in the data set rather than a negative number.

Confidence intervals were compared to the GWPS prepared as described above. Only when the entire confidence interval is above a GWPS is the downgradient well/constituent pair considered to exceed its respective standard. If there is an exceedance of the GWPS, a statistically significant level (SSL) exceedance is identified. Summaries of the confidence intervals follow this letter and exceedances were identified for the following well/constituent pairs:

- Arsenic: BGWC-34D
- Cobalt: BGWC-22
- Molybdenum: BGWC-43D

Trend Test Evaluation – Appendix IV

Data at wells with confidence interval exceedances are further evaluated using the Sen's Slope/Mann Kendall trend test to determine whether concentrations are statistically

increasing, decreasing, or stable (Figure I). Upgradient wells are included in the trend analyses to identify whether similar patterns exist upgradient of the site for the same constituents. When trends are present in upgradient trends, it is an indication of natural variability in groundwater quality unrelated to practices at the site. A summary of the Appendix IV trend test results follows this letter. A statistically significant increasing trend was identified for the following well/constituent pair:

- Cobalt: BGWC-22

Thank you for the opportunity to assist you in the statistical analysis of groundwater quality for Plant Bowen AP-1. If you have any questions or comments, please feel free to contact us.

For Groundwater Stats Consulting,





Abdul Diane
Groundwater Analyst

Andrew T. Collins
Project Manager

100% Non-Detects: Appendix IV Downgradient & Assessment

Analysis Run 11/15/2022 8:23 PM View: Confidence Intervals
Plant Bowen Client: Southern Company Data: Bowen AP-1

Antimony (mg/L)
BGWA-6, BGWC-12, BGWC-18, BGWC-30, BGWC-39

Beryllium (mg/L)
BGWA-6, BGWC-10, BGWC-14A, BGWC-20, BGWC-21, BGWC-25, BGWC-30, BGWC-31, BGWC-32, BGWC-34D, BGWC-35D, BGWC-37D, BGWC-40, BGWC-41D, BGWC-42D, BGWC-43D, BGWC-44D, BGWC-49D, BGWC-50D, BGWC-7, BGWC-8, BGWC-9

Cadmium (mg/L)
BGWA-6, BGWC-10, BGWC-12, BGWC-21, BGWC-25, BGWC-31, BGWC-32, BGWC-34D, BGWC-35D, BGWC-36D, BGWC-37D, BGWC-40, BGWC-41D, BGWC-42D, BGWC-44D, BGWC-49D, BGWC-50D, BGWC-7, BGWC-8, BGWC-9

Chromium (mg/L)
BGWC-19, BGWC-22, BGWC-34D, BGWC-50D

Cobalt (mg/L)
BGWC-42D, BGWC-44D, BGWC-51

Fluoride (mg/L)
BGWC-31

Lead (mg/L)
BGWC-7

Lithium (mg/L)
BGWC-18, BGWC-19, BGWC-21, BGWC-25, BGWC-31, BGWC-32, BGWC-50D

Mercury (mg/L)
BGWC-21, BGWC-32, BGWC-37D, BGWC-39, BGWC-40, BGWC-41D, BGWC-42D, BGWC-43D, BGWC-49D, BGWC-50D

Molybdenum (mg/L)
BGWC-12, BGWC-16, BGWC-17, BGWC-18

Selenium (mg/L)
BGWC-10, BGWC-25, BGWC-35D, BGWC-37D, BGWC-44D, BGWC-49D, BGWC-50D, BGWC-7

Thallium (mg/L)
BGWC-10, BGWC-21, BGWC-25, BGWC-31, BGWC-37D, BGWC-41D, BGWC-42D, BGWC-44D, BGWC-49D, BGWC-50D, BGWC-8

Interwell Prediction Limits - Significant Results

Plant Bowen Client: Southern Company Data: Bowen AP-1 Printed 11/15/2022, 7:53 PM

Constituent	Well	Upper Lim.	Lower Lim.	Date	Observ.	Sig.	Bg N	Bg Mean	Std. Dev.	%NDs	ND Adj.	Transform	Alpha	Method
Boron (mg/L)	BGWC-10	0.03848	n/a	7/28/2022	0.52	Yes	73	0.1151	0.03777	16.44	Kaplan-Meier	sqrt(x)	0.000396	Param Inter 1 of 2
Boron (mg/L)	BGWC-12	0.03848	n/a	7/27/2022	1.2	Yes	73	0.1151	0.03777	16.44	Kaplan-Meier	sqrt(x)	0.000396	Param Inter 1 of 2
Boron (mg/L)	BGWC-14A	0.03848	n/a	7/26/2022	1.3	Yes	73	0.1151	0.03777	16.44	Kaplan-Meier	sqrt(x)	0.000396	Param Inter 1 of 2
Boron (mg/L)	BGWC-16	0.03848	n/a	7/27/2022	1.7	Yes	73	0.1151	0.03777	16.44	Kaplan-Meier	sqrt(x)	0.000396	Param Inter 1 of 2
Boron (mg/L)	BGWC-17	0.03848	n/a	7/27/2022	1.2	Yes	73	0.1151	0.03777	16.44	Kaplan-Meier	sqrt(x)	0.000396	Param Inter 1 of 2
Boron (mg/L)	BGWC-18	0.03848	n/a	7/27/2022	0.53	Yes	73	0.1151	0.03777	16.44	Kaplan-Meier	sqrt(x)	0.000396	Param Inter 1 of 2
Boron (mg/L)	BGWC-19	0.03848	n/a	7/27/2022	0.43	Yes	73	0.1151	0.03777	16.44	Kaplan-Meier	sqrt(x)	0.000396	Param Inter 1 of 2
Boron (mg/L)	BGWC-20	0.03848	n/a	7/27/2022	3.8	Yes	73	0.1151	0.03777	16.44	Kaplan-Meier	sqrt(x)	0.000396	Param Inter 1 of 2
Boron (mg/L)	BGWC-22	0.03848	n/a	8/2/2022	21.5	Yes	73	0.1151	0.03777	16.44	Kaplan-Meier	sqrt(x)	0.000396	Param Inter 1 of 2
Boron (mg/L)	BGWC-23	0.03848	n/a	8/1/2022	14.8	Yes	73	0.1151	0.03777	16.44	Kaplan-Meier	sqrt(x)	0.000396	Param Inter 1 of 2
Boron (mg/L)	BGWC-24	0.03848	n/a	10/21/2022	19.7	Yes	73	0.1151	0.03777	16.44	Kaplan-Meier	sqrt(x)	0.000396	Param Inter 1 of 2
Boron (mg/L)	BGWC-25	0.03848	n/a	7/27/2022	0.051	Yes	73	0.1151	0.03777	16.44	Kaplan-Meier	sqrt(x)	0.000396	Param Inter 1 of 2
Boron (mg/L)	BGWC-30	0.03848	n/a	8/1/2022	2.7	Yes	73	0.1151	0.03777	16.44	Kaplan-Meier	sqrt(x)	0.000396	Param Inter 1 of 2
Boron (mg/L)	BGWC-7	0.03848	n/a	7/28/2022	1.1	Yes	73	0.1151	0.03777	16.44	Kaplan-Meier	sqrt(x)	0.000396	Param Inter 1 of 2
Boron (mg/L)	BGWC-8	0.03848	n/a	7/26/2022	0.052	Yes	73	0.1151	0.03777	16.44	Kaplan-Meier	sqrt(x)	0.000396	Param Inter 1 of 2
Boron (mg/L)	BGWC-9	0.03848	n/a	7/26/2022	0.47	Yes	73	0.1151	0.03777	16.44	Kaplan-Meier	sqrt(x)	0.000396	Param Inter 1 of 2
Calcium (mg/L)	BGWC-12	117	n/a	7/27/2022	175	Yes	73	n/a	n/a	0	n/a	n/a	0.000353	NP Inter (normality) 1 of 2
Calcium (mg/L)	BGWC-14A	117	n/a	7/26/2022	185	Yes	73	n/a	n/a	0	n/a	n/a	0.000353	NP Inter (normality) 1 of 2
Calcium (mg/L)	BGWC-16	117	n/a	7/27/2022	194	Yes	73	n/a	n/a	0	n/a	n/a	0.000353	NP Inter (normality) 1 of 2
Calcium (mg/L)	BGWC-20	117	n/a	7/27/2022	284	Yes	73	n/a	n/a	0	n/a	n/a	0.000353	NP Inter (normality) 1 of 2
Calcium (mg/L)	BGWC-22	117	n/a	8/2/2022	717	Yes	73	n/a	n/a	0	n/a	n/a	0.000353	NP Inter (normality) 1 of 2
Calcium (mg/L)	BGWC-23	117	n/a	8/1/2022	559	Yes	73	n/a	n/a	0	n/a	n/a	0.000353	NP Inter (normality) 1 of 2
Calcium (mg/L)	BGWC-24	117	n/a	10/21/2022	600	Yes	73	n/a	n/a	0	n/a	n/a	0.000353	NP Inter (normality) 1 of 2
Calcium (mg/L)	BGWC-7	117	n/a	7/28/2022	136	Yes	73	n/a	n/a	0	n/a	n/a	0.000353	NP Inter (normality) 1 of 2
Chloride (mg/L)	BGWC-10	9.144	n/a	7/28/2022	30	Yes	72	1.861	0.5413	0	None	sqrt(x)	0.000396	Param Inter 1 of 2
Chloride (mg/L)	BGWC-12	9.144	n/a	7/27/2022	16.2	Yes	72	1.861	0.5413	0	None	sqrt(x)	0.000396	Param Inter 1 of 2
Chloride (mg/L)	BGWC-14A	9.144	n/a	7/26/2022	19.6	Yes	72	1.861	0.5413	0	None	sqrt(x)	0.000396	Param Inter 1 of 2
Chloride (mg/L)	BGWC-16	9.144	n/a	7/27/2022	23.1	Yes	72	1.861	0.5413	0	None	sqrt(x)	0.000396	Param Inter 1 of 2
Chloride (mg/L)	BGWC-17	9.144	n/a	7/27/2022	43.2	Yes	72	1.861	0.5413	0	None	sqrt(x)	0.000396	Param Inter 1 of 2
Chloride (mg/L)	BGWC-18	9.144	n/a	7/27/2022	14.9	Yes	72	1.861	0.5413	0	None	sqrt(x)	0.000396	Param Inter 1 of 2
Chloride (mg/L)	BGWC-20	9.144	n/a	7/27/2022	169	Yes	72	1.861	0.5413	0	None	sqrt(x)	0.000396	Param Inter 1 of 2
Chloride (mg/L)	BGWC-22	9.144	n/a	8/2/2022	828	Yes	72	1.861	0.5413	0	None	sqrt(x)	0.000396	Param Inter 1 of 2
Chloride (mg/L)	BGWC-23	9.144	n/a	8/1/2022	794	Yes	72	1.861	0.5413	0	None	sqrt(x)	0.000396	Param Inter 1 of 2
Chloride (mg/L)	BGWC-24	9.144	n/a	10/21/2022	836	Yes	72	1.861	0.5413	0	None	sqrt(x)	0.000396	Param Inter 1 of 2
Chloride (mg/L)	BGWC-30	9.144	n/a	8/1/2022	114	Yes	72	1.861	0.5413	0	None	sqrt(x)	0.000396	Param Inter 1 of 2
Chloride (mg/L)	BGWC-9	9.144	n/a	7/26/2022	10.9	Yes	72	1.861	0.5413	0	None	sqrt(x)	0.000396	Param Inter 1 of 2
pH (s.u.)	BGWC-16	8.341	6.705	7/27/2022	6.49	Yes	84	57.26	5.773	0	None	x^2	0.000198	Param Inter 1 of 2
pH (s.u.)	BGWC-19	8.341	6.705	7/27/2022	6.55	Yes	84	57.26	5.773	0	None	x^2	0.000198	Param Inter 1 of 2
pH (s.u.)	BGWC-24	8.341	6.705	10/21/2022	6.3	Yes	84	57.26	5.773	0	None	x^2	0.000198	Param Inter 1 of 2
Sulfate (mg/L)	BGWC-10	78	n/a	7/28/2022	105	Yes	72	n/a	n/a	0	n/a	n/a	0.0003615	NP Inter (normality) 1 of 2
Sulfate (mg/L)	BGWC-12	78	n/a	7/27/2022	419	Yes	72	n/a	n/a	0	n/a	n/a	0.0003615	NP Inter (normality) 1 of 2
Sulfate (mg/L)	BGWC-14A	78	n/a	7/26/2022	486	Yes	72	n/a	n/a	0	n/a	n/a	0.0003615	NP Inter (normality) 1 of 2
Sulfate (mg/L)	BGWC-16	78	n/a	7/27/2022	496	Yes	72	n/a	n/a	0	n/a	n/a	0.0003615	NP Inter (normality) 1 of 2
Sulfate (mg/L)	BGWC-17	78	n/a	7/27/2022	118	Yes	72	n/a	n/a	0	n/a	n/a	0.0003615	NP Inter (normality) 1 of 2
Sulfate (mg/L)	BGWC-19	78	n/a	7/27/2022	82.7	Yes	72	n/a	n/a	0	n/a	n/a	0.0003615	NP Inter (normality) 1 of 2
Sulfate (mg/L)	BGWC-20	78	n/a	7/27/2022	617	Yes	72	n/a	n/a	0	n/a	n/a	0.0003615	NP Inter (normality) 1 of 2
Sulfate (mg/L)	BGWC-22	78	n/a	8/2/2022	762	Yes	72	n/a	n/a	0	n/a	n/a	0.0003615	NP Inter (normality) 1 of 2
Sulfate (mg/L)	BGWC-23	78	n/a	8/1/2022	528	Yes	72	n/a	n/a	0	n/a	n/a	0.0003615	NP Inter (normality) 1 of 2
Sulfate (mg/L)	BGWC-24	78	n/a	10/21/2022	389	Yes	72	n/a	n/a	0	n/a	n/a	0.0003615	NP Inter (normality) 1 of 2
Sulfate (mg/L)	BGWC-7	78	n/a	7/28/2022	268	Yes	72	n/a	n/a	0	n/a	n/a	0.0003615	NP Inter (normality) 1 of 2
Sulfate (mg/L)	BGWC-9	78	n/a	7/26/2022	88	Yes	72	n/a	n/a	0	n/a	n/a	0.0003615	NP Inter (normality) 1 of 2
Total Dissolved Solids (mg/L)	BGWC-12	469.5	n/a	7/27/2022	952	Yes	71	14.68	3.248	0	None	sqrt(x)	0.000396	Param Inter 1 of 2
Total Dissolved Solids (mg/L)	BGWC-14A	469.5	n/a	7/26/2022	966	Yes	71	14.68	3.248	0	None	sqrt(x)	0.000396	Param Inter 1 of 2
Total Dissolved Solids (mg/L)	BGWC-16	469.5	n/a	7/27/2022	944	Yes	71	14.68	3.248	0	None	sqrt(x)	0.000396	Param Inter 1 of 2
Total Dissolved Solids (mg/L)	BGWC-20	469.5	n/a	7/27/2022	1370	Yes	71	14.68	3.248	0	None	sqrt(x)	0.000396	Param Inter 1 of 2
Total Dissolved Solids (mg/L)	BGWC-22	469.5	n/a	8/2/2022	3440	Yes	71	14.68	3.248	0	None	sqrt(x)	0.000396	Param Inter 1 of 2
Total Dissolved Solids (mg/L)	BGWC-23	469.5	n/a	8/1/2022	2780	Yes	71	14.68	3.248	0	None	sqrt(x)	0.000396	Param Inter 1 of 2
Total Dissolved Solids (mg/L)	BGWC-24	469.5	n/a	10/21/2022	1610	Yes	71	14.68	3.248	0	None	sqrt(x)	0.000396	Param Inter 1 of 2
Total Dissolved Solids (mg/L)	BGWC-30	469.5	n/a	8/1/2022	582	Yes	71	14.68	3.248	0	None	sqrt(x)	0.000396	Param Inter 1 of 2
Total Dissolved Solids (mg/L)	BGWC-7	469.5	n/a	7/28/2022	732	Yes	71	14.68	3.248	0	None	sqrt(x)	0.000396	Param Inter 1 of 2

Interwell Prediction Limits - All Results

Plant Bowen Client: Southern Company Data: Bowen AP-1 Printed 11/15/2022, 7:53 PM

Constituent	Well	Upper Lim.	Lower Lim.	Date	Observ.	Sig.	Bg N	Bg Mean	Std. Dev.	%NDs	ND Adj.	Transform	Alpha	Method
Boron (mg/L)	**BGWC-10**	**0.03848**	**n/a**	**7/28/2022**	**0.52**	**Yes**	**73**	**0.1151**	**0.03777**	**16.44**	**Kaplan-Meier**	**sqrt(x)**	**0.000396**	**Param Inter 1 of 2**
Boron (mg/L)	**BGWC-12**	**0.03848**	**n/a**	**7/27/2022**	**1.2**	**Yes**	**73**	**0.1151**	**0.03777**	**16.44**	**Kaplan-Meier**	**sqrt(x)**	**0.000396**	**Param Inter 1 of 2**
Boron (mg/L)	**BGWC-14A**	**0.03848**	**n/a**	**7/26/2022**	**1.3**	**Yes**	**73**	**0.1151**	**0.03777**	**16.44**	**Kaplan-Meier**	**sqrt(x)**	**0.000396**	**Param Inter 1 of 2**
Boron (mg/L)	**BGWC-16**	**0.03848**	**n/a**	**7/27/2022**	**1.7**	**Yes**	**73**	**0.1151**	**0.03777**	**16.44**	**Kaplan-Meier**	**sqrt(x)**	**0.000396**	**Param Inter 1 of 2**
Boron (mg/L)	**BGWC-17**	**0.03848**	**n/a**	**7/27/2022**	**1.2**	**Yes**	**73**	**0.1151**	**0.03777**	**16.44**	**Kaplan-Meier**	**sqrt(x)**	**0.000396**	**Param Inter 1 of 2**
Boron (mg/L)	**BGWC-18**	**0.03848**	**n/a**	**7/27/2022**	**0.53**	**Yes**	**73**	**0.1151**	**0.03777**	**16.44**	**Kaplan-Meier**	**sqrt(x)**	**0.000396**	**Param Inter 1 of 2**
Boron (mg/L)	**BGWC-19**	**0.03848**	**n/a**	**7/27/2022**	**0.43**	**Yes**	**73**	**0.1151**	**0.03777**	**16.44**	**Kaplan-Meier**	**sqrt(x)**	**0.000396**	**Param Inter 1 of 2**
Boron (mg/L)	**BGWC-20**	**0.03848**	**n/a**	**7/27/2022**	**3.8**	**Yes**	**73**	**0.1151**	**0.03777**	**16.44**	**Kaplan-Meier**	**sqrt(x)**	**0.000396**	**Param Inter 1 of 2**
Boron (mg/L)	BGWC-21	0.03848	n/a	7/28/2022	0.035J	No	73	0.1151	0.03777	16.44	Kaplan-Meier	sqrt(x)	0.000396	Param Inter 1 of 2
Boron (mg/L)	**BGWC-22**	**0.03848**	**n/a**	**8/2/2022**	**21.5**	**Yes**	**73**	**0.1151**	**0.03777**	**16.44**	**Kaplan-Meier**	**sqrt(x)**	**0.000396**	**Param Inter 1 of 2**
Boron (mg/L)	**BGWC-23**	**0.03848**	**n/a**	**8/1/2022**	**14.8**	**Yes**	**73**	**0.1151**	**0.03777**	**16.44**	**Kaplan-Meier**	**sqrt(x)**	**0.000396**	**Param Inter 1 of 2**
Boron (mg/L)	**BGWC-24**	**0.03848**	**n/a**	**10/21/2022**	**19.7**	**Yes**	**73**	**0.1151**	**0.03777**	**16.44**	**Kaplan-Meier**	**sqrt(x)**	**0.000396**	**Param Inter 1 of 2**
Boron (mg/L)	**BGWC-25**	**0.03848**	**n/a**	**7/27/2022**	**0.051**	**Yes**	**73**	**0.1151**	**0.03777**	**16.44**	**Kaplan-Meier**	**sqrt(x)**	**0.000396**	**Param Inter 1 of 2**
Boron (mg/L)	**BGWC-30**	**0.03848**	**n/a**	**8/1/2022**	**2.7**	**Yes**	**73**	**0.1151**	**0.03777**	**16.44**	**Kaplan-Meier**	**sqrt(x)**	**0.000396**	**Param Inter 1 of 2**
Boron (mg/L)	**BGWC-7**	**0.03848**	**n/a**	**7/28/2022**	**1.1**	**Yes**	**73**	**0.1151**	**0.03777**	**16.44**	**Kaplan-Meier**	**sqrt(x)**	**0.000396**	**Param Inter 1 of 2**
Boron (mg/L)	**BGWC-8**	**0.03848**	**n/a**	**7/26/2022**	**0.052**	**Yes**	**73**	**0.1151**	**0.03777**	**16.44**	**Kaplan-Meier**	**sqrt(x)**	**0.000396**	**Param Inter 1 of 2**
Boron (mg/L)	**BGWC-9**	**0.03848**	**n/a**	**7/26/2022**	**0.47**	**Yes**	**73**	**0.1151**	**0.03777**	**16.44**	**Kaplan-Meier**	**sqrt(x)**	**0.000396**	**Param Inter 1 of 2**
Calcium (mg/L)	BGWC-10	117	n/a	7/28/2022	63	No	73	n/a	n/a	0	n/a	n/a	0.000353	NP Inter (normality) 1 of 2
Calcium (mg/L)	**BGWC-12**	**117**	**n/a**	**7/27/2022**	**175**	**Yes**	**73**	**n/a**	**n/a**	**0**	**n/a**	**n/a**	**0.000353**	**NP Inter (normality) 1 of 2**
Calcium (mg/L)	**BGWC-14A**	**117**	**n/a**	**7/26/2022**	**185**	**Yes**	**73**	**n/a**	**n/a**	**0**	**n/a**	**n/a**	**0.000353**	**NP Inter (normality) 1 of 2**
Calcium (mg/L)	**BGWC-16**	**117**	**n/a**	**7/27/2022**	**194**	**Yes**	**73**	**n/a**	**n/a**	**0**	**n/a**	**n/a**	**0.000353**	**NP Inter (normality) 1 of 2**
Calcium (mg/L)	BGWC-17	117	n/a	7/27/2022	80.9	No	73	n/a	n/a	0	n/a	n/a	0.000353	NP Inter (normality) 1 of 2
Calcium (mg/L)	BGWC-18	117	n/a	7/27/2022	65.9	No	73	n/a	n/a	0	n/a	n/a	0.000353	NP Inter (normality) 1 of 2
Calcium (mg/L)	BGWC-19	117	n/a	7/27/2022	63.2	No	73	n/a	n/a	0	n/a	n/a	0.000353	NP Inter (normality) 1 of 2
Calcium (mg/L)	**BGWC-20**	**117**	**n/a**	**7/27/2022**	**284**	**Yes**	**73**	**n/a**	**n/a**	**0**	**n/a**	**n/a**	**0.000353**	**NP Inter (normality) 1 of 2**
Calcium (mg/L)	BGWC-21	117	n/a	7/28/2022	43.1	No	73	n/a	n/a	0	n/a	n/a	0.000353	NP Inter (normality) 1 of 2
Calcium (mg/L)	**BGWC-22**	**117**	**n/a**	**8/2/2022**	**717**	**Yes**	**73**	**n/a**	**n/a**	**0**	**n/a**	**n/a**	**0.000353**	**NP Inter (normality) 1 of 2**
Calcium (mg/L)	**BGWC-23**	**117**	**n/a**	**8/1/2022**	**559**	**Yes**	**73**	**n/a**	**n/a**	**0**	**n/a**	**n/a**	**0.000353**	**NP Inter (normality) 1 of 2**
Calcium (mg/L)	**BGWC-24**	**117**	**n/a**	**10/21/2022**	**600**	**Yes**	**73**	**n/a**	**n/a**	**0**	**n/a**	**n/a**	**0.000353**	**NP Inter (normality) 1 of 2**
Calcium (mg/L)	BGWC-25	117	n/a	7/27/2022	52.1	No	73	n/a	n/a	0	n/a	n/a	0.000353	NP Inter (normality) 1 of 2
Calcium (mg/L)	BGWC-30	117	n/a	8/1/2022	111	No	73	n/a	n/a	0	n/a	n/a	0.000353	NP Inter (normality) 1 of 2
Calcium (mg/L)	**BGWC-7**	**117**	**n/a**	**7/28/2022**	**136**	**Yes**	**73**	**n/a**	**n/a**	**0**	**n/a**	**n/a**	**0.000353**	**NP Inter (normality) 1 of 2**
Calcium (mg/L)	BGWC-8	117	n/a	7/26/2022	41.8	No	73	n/a	n/a	0	n/a	n/a	0.000353	NP Inter (normality) 1 of 2
Calcium (mg/L)	BGWC-9	117	n/a	7/26/2022	66.3	No	73	n/a	n/a	0	n/a	n/a	0.000353	NP Inter (normality) 1 of 2
Chloride (mg/L)	**BGWC-10**	**9.144**	**n/a**	**7/28/2022**	**30**	**Yes**	**72**	**1.861**	**0.5413**	**0**	**None**	**sqrt(x)**	**0.000396**	**Param Inter 1 of 2**
Chloride (mg/L)	**BGWC-12**	**9.144**	**n/a**	**7/27/2022**	**16.2**	**Yes**	**72**	**1.861**	**0.5413**	**0**	**None**	**sqrt(x)**	**0.000396**	**Param Inter 1 of 2**
Chloride (mg/L)	**BGWC-14A**	**9.144**	**n/a**	**7/26/2022**	**19.6**	**Yes**	**72**	**1.861**	**0.5413**	**0**	**None**	**sqrt(x)**	**0.000396**	**Param Inter 1 of 2**
Chloride (mg/L)	**BGWC-16**	**9.144**	**n/a**	**7/27/2022**	**23.1**	**Yes**	**72**	**1.861**	**0.5413**	**0**	**None**	**sqrt(x)**	**0.000396**	**Param Inter 1 of 2**
Chloride (mg/L)	**BGWC-17**	**9.144**	**n/a**	**7/27/2022**	**43.2**	**Yes**	**72**	**1.861**	**0.5413**	**0**	**None**	**sqrt(x)**	**0.000396**	**Param Inter 1 of 2**
Chloride (mg/L)	**BGWC-18**	**9.144**	**n/a**	**7/27/2022**	**14.9**	**Yes**	**72**	**1.861**	**0.5413**	**0**	**None**	**sqrt(x)**	**0.000396**	**Param Inter 1 of 2**
Chloride (mg/L)	BGWC-19	9.144	n/a	7/27/2022	7.8	No	72	1.861	0.5413	0	None	sqrt(x)	0.000396	Param Inter 1 of 2
Chloride (mg/L)	**BGWC-20**	**9.144**	**n/a**	**7/27/2022**	**169**	**Yes**	**72**	**1.861**	**0.5413**	**0**	**None**	**sqrt(x)**	**0.000396**	**Param Inter 1 of 2**
Chloride (mg/L)	BGWC-21	9.144	n/a	7/28/2022	4.7	No	72	1.861	0.5413	0	None	sqrt(x)	0.000396	Param Inter 1 of 2
Chloride (mg/L)	**BGWC-22**	**9.144**	**n/a**	**8/2/2022**	**828**	**Yes**	**72**	**1.861**	**0.5413**	**0**	**None**	**sqrt(x)**	**0.000396**	**Param Inter 1 of 2**
Chloride (mg/L)	**BGWC-23**	**9.144**	**n/a**	**8/1/2022**	**794**	**Yes**	**72**	**1.861**	**0.5413**	**0**	**None**	**sqrt(x)**	**0.000396**	**Param Inter 1 of 2**
Chloride (mg/L)	**BGWC-24**	**9.144**	**n/a**	**10/21/2022**	**836**	**Yes**	**72**	**1.861**	**0.5413**	**0**	**None**	**sqrt(x)**	**0.000396**	**Param Inter 1 of 2**
Chloride (mg/L)	BGWC-25	9.144	n/a	7/27/2022	6.2	No	72	1.861	0.5413	0	None	sqrt(x)	0.000396	Param Inter 1 of 2
Chloride (mg/L)	**BGWC-30**	**9.144**	**n/a**	**8/1/2022**	**114**	**Yes**	**72**	**1.861**	**0.5413**	**0**	**None**	**sqrt(x)**	**0.000396**	**Param Inter 1 of 2**
Chloride (mg/L)	BGWC-7	9.144	n/a	7/28/2022	8.9	No	72	1.861	0.5413	0	None	sqrt(x)	0.000396	Param Inter 1 of 2
Chloride (mg/L)	BGWC-8	9.144	n/a	7/26/2022	1.6	No	72	1.861	0.5413	0	None	sqrt(x)	0.000396	Param Inter 1 of 2
Chloride (mg/L)	**BGWC-9**	**9.144**	**n/a**	**7/26/2022**	**10.9**	**Yes**	**72**	**1.861**	**0.5413**	**0**	**None**	**sqrt(x)**	**0.000396**	**Param Inter 1 of 2**
Fluoride (mg/L)	BGWC-10	0.57	n/a	7/28/2022	0.064J	No	83	n/a	n/a	49.4	n/a	n/a	0.0002756	NP Inter (normality) 1 of 2
Fluoride (mg/L)	BGWC-12	0.57	n/a	7/27/2022	0.081J	No	83	n/a	n/a	49.4	n/a	n/a	0.0002756	NP Inter (normality) 1 of 2
Fluoride (mg/L)	BGWC-14A	0.57	n/a	7/26/2022	0.082J	No	83	n/a	n/a	49.4	n/a	n/a	0.0002756	NP Inter (normality) 1 of 2
Fluoride (mg/L)	BGWC-16	0.57	n/a	7/27/2022	0.091J	No	83	n/a	n/a	49.4	n/a	n/a	0.0002756	NP Inter (normality) 1 of 2
Fluoride (mg/L)	BGWC-17	0.57	n/a	7/27/2022	0.13	No	83	n/a	n/a	49.4	n/a	n/a	0.0002756	NP Inter (normality) 1 of 2
Fluoride (mg/L)	BGWC-18	0.57	n/a	7/27/2022	0.081J	No	83	n/a	n/a	49.4	n/a	n/a	0.0002756	NP Inter (normality) 1 of 2
Fluoride (mg/L)	BGWC-19	0.57	n/a	7/27/2022	0.071J	No	83	n/a	n/a	49.4	n/a	n/a	0.0002756	NP Inter (normality) 1 of 2
Fluoride (mg/L)	BGWC-20	0.57	n/a	7/27/2022	0.062J	No	83	n/a	n/a	49.4	n/a	n/a	0.0002756	NP Inter (normality) 1 of 2
Fluoride (mg/L)	BGWC-21	0.57	n/a	7/28/2022	0.1ND	No	83	n/a	n/a	49.4	n/a	n/a	0.0002756	NP Inter (normality) 1 of 2
Fluoride (mg/L)	BGWC-22	0.57	n/a	8/2/2022	0.19	No	83	n/a	n/a	49.4	n/a	n/a	0.0002756	NP Inter (normality) 1 of 2
Fluoride (mg/L)	BGWC-23	0.57	n/a	8/1/2022	0.07J	No	83	n/a	n/a	49.4	n/a	n/a	0.0002756	NP Inter (normality) 1 of 2
Fluoride (mg/L)	BGWC-24	0.57	n/a	10/21/2022	0.14	No	83	n/a	n/a	49.4	n/a	n/a	0.0002756	NP Inter (normality) 1 of 2
Fluoride (mg/L)	BGWC-25	0.57	n/a	7/27/2022	0.051J	No	83	n/a	n/a	49.4	n/a	n/a	0.0002756	NP Inter (normality) 1 of 2
Fluoride (mg/L)	BGWC-30	0.57	n/a	8/1/2022	0.09J	No	83	n/a	n/a	49.4	n/a	n/a	0.0002756	NP Inter (normality) 1 of 2
Fluoride (mg/L)	BGWC-7	0.57	n/a	7/28/2022	0.16	No	83	n/a	n/a	49.4	n/a	n/a	0.0002756	NP Inter (normality) 1 of 2
Fluoride (mg/L)	BGWC-8	0.57	n/a	7/26/2022	0.067J	No	83	n/a	n/a	49.4	n/a	n/a	0.0002756	NP Inter (normality) 1 of 2
Fluoride (mg/L)	BGWC-9	0.57	n/a	7/26/2022	0.11	No	83	n/a	n/a	49.4	n/a	n/a	0.0002756	NP Inter (normality) 1 of 2

Interwell Prediction Limits - All Results

Plant Bowen Client: Southern Company Data: Bowen AP-1 Printed 11/15/2022, 7:53 PM

Constituent	Well	Upper Lim.	Lower Lim.	Date	Observ.	Sig.	Bg N	Bg Mean	Std. Dev.	%NDs	ND Adj.	Transform	Alpha	Method
pH (s.u.)	BGWC-10	8.341	6.705	7/28/2022	7.63	No	84	57.26	5.773	0	None	x^2	0.000198	Param Inter 1 of 2
pH (s.u.)	BGWC-12	8.341	6.705	7/27/2022	6.85	No	84	57.26	5.773	0	None	x^2	0.000198	Param Inter 1 of 2
pH (s.u.)	BGWC-14A	8.341	6.705	7/26/2022	6.78	No	84	57.26	5.773	0	None	x^2	0.000198	Param Inter 1 of 2
pH (s.u.)	**BGWC-16**	**8.341**	**6.705**	**7/27/2022**	**6.49**	**Yes**	**84**	**57.26**	**5.773**	**0**	**None**	**x^2**	**0.000198**	**Param Inter 1 of 2**
pH (s.u.)	BGWC-17	8.341	6.705	7/27/2022	7.29	No	84	57.26	5.773	0	None	x^2	0.000198	Param Inter 1 of 2
pH (s.u.)	BGWC-18	8.341	6.705	7/27/2022	7.02	No	84	57.26	5.773	0	None	x^2	0.000198	Param Inter 1 of 2
pH (s.u.)	**BGWC-19**	**8.341**	**6.705**	**7/27/2022**	**6.55**	**Yes**	**84**	**57.26**	**5.773**	**0**	**None**	**x^2**	**0.000198**	**Param Inter 1 of 2**
pH (s.u.)	BGWC-20	8.341	6.705	7/27/2022	7.18	No	84	57.26	5.773	0	None	x^2	0.000198	Param Inter 1 of 2
pH (s.u.)	BGWC-21	8.341	6.705	7/28/2022	7.85	No	84	57.26	5.773	0	None	x^2	0.000198	Param Inter 1 of 2
pH (s.u.)	BGWC-22	8.341	6.705	8/2/2022	6.73	No	84	57.26	5.773	0	None	x^2	0.000198	Param Inter 1 of 2
pH (s.u.)	BGWC-23	8.341	6.705	8/1/2022	7	No	84	57.26	5.773	0	None	x^2	0.000198	Param Inter 1 of 2
pH (s.u.)	**BGWC-24**	**8.341**	**6.705**	**10/21/2022**	**6.3**	**Yes**	**84**	**57.26**	**5.773**	**0**	**None**	**x^2**	**0.000198**	**Param Inter 1 of 2**
pH (s.u.)	BGWC-25	8.341	6.705	7/27/2022	7.22	No	84	57.26	5.773	0	None	x^2	0.000198	Param Inter 1 of 2
pH (s.u.)	BGWC-30	8.341	6.705	8/1/2022	7.21	No	84	57.26	5.773	0	None	x^2	0.000198	Param Inter 1 of 2
pH (s.u.)	BGWC-7	8.341	6.705	7/28/2022	6.96	No	84	57.26	5.773	0	None	x^2	0.000198	Param Inter 1 of 2
pH (s.u.)	BGWC-8	8.341	6.705	7/26/2022	7.63	No	84	57.26	5.773	0	None	x^2	0.000198	Param Inter 1 of 2
pH (s.u.)	BGWC-9	8.341	6.705	7/26/2022	7.33	No	84	57.26	5.773	0	None	x^2	0.000198	Param Inter 1 of 2
Sulfate (mg/L)	**BGWC-10**	**78**	**n/a**	**7/28/2022**	**105**	**Yes**	**72**	**n/a**	**n/a**	**0**	**n/a**	**n/a**	**0.0003615**	**NP Inter (normality) 1 of 2**
Sulfate (mg/L)	**BGWC-12**	**78**	**n/a**	**7/27/2022**	**419**	**Yes**	**72**	**n/a**	**n/a**	**0**	**n/a**	**n/a**	**0.0003615**	**NP Inter (normality) 1 of 2**
Sulfate (mg/L)	**BGWC-14A**	**78**	**n/a**	**7/26/2022**	**486**	**Yes**	**72**	**n/a**	**n/a**	**0**	**n/a**	**n/a**	**0.0003615**	**NP Inter (normality) 1 of 2**
Sulfate (mg/L)	**BGWC-16**	**78**	**n/a**	**7/27/2022**	**496**	**Yes**	**72**	**n/a**	**n/a**	**0**	**n/a**	**n/a**	**0.0003615**	**NP Inter (normality) 1 of 2**
Sulfate (mg/L)	**BGWC-17**	**78**	**n/a**	**7/27/2022**	**118**	**Yes**	**72**	**n/a**	**n/a**	**0**	**n/a**	**n/a**	**0.0003615**	**NP Inter (normality) 1 of 2**
Sulfate (mg/L)	BGWC-18	78	n/a	7/27/2022	55.5	No	72	n/a	n/a	0	n/a	n/a	0.0003615	NP Inter (normality) 1 of 2
Sulfate (mg/L)	**BGWC-19**	**78**	**n/a**	**7/27/2022**	**82.7**	**Yes**	**72**	**n/a**	**n/a**	**0**	**n/a**	**n/a**	**0.0003615**	**NP Inter (normality) 1 of 2**
Sulfate (mg/L)	**BGWC-20**	**78**	**n/a**	**7/27/2022**	**617**	**Yes**	**72**	**n/a**	**n/a**	**0**	**n/a**	**n/a**	**0.0003615**	**NP Inter (normality) 1 of 2**
Sulfate (mg/L)	BGWC-21	78	n/a	7/28/2022	55.3	No	72	n/a	n/a	0	n/a	n/a	0.0003615	NP Inter (normality) 1 of 2
Sulfate (mg/L)	**BGWC-22**	**78**	**n/a**	**8/2/2022**	**762**	**Yes**	**72**	**n/a**	**n/a**	**0**	**n/a**	**n/a**	**0.0003615**	**NP Inter (normality) 1 of 2**
Sulfate (mg/L)	**BGWC-23**	**78**	**n/a**	**8/1/2022**	**528**	**Yes**	**72**	**n/a**	**n/a**	**0**	**n/a**	**n/a**	**0.0003615**	**NP Inter (normality) 1 of 2**
Sulfate (mg/L)	**BGWC-24**	**78**	**n/a**	**10/21/2022**	**389**	**Yes**	**72**	**n/a**	**n/a**	**0**	**n/a**	**n/a**	**0.0003615**	**NP Inter (normality) 1 of 2**
Sulfate (mg/L)	BGWC-25	78	n/a	7/27/2022	12.6	No	72	n/a	n/a	0	n/a	n/a	0.0003615	NP Inter (normality) 1 of 2
Sulfate (mg/L)	BGWC-30	78	n/a	8/1/2022	63.3	No	72	n/a	n/a	0	n/a	n/a	0.0003615	NP Inter (normality) 1 of 2
Sulfate (mg/L)	**BGWC-7**	**78**	**n/a**	**7/28/2022**	**268**	**Yes**	**72**	**n/a**	**n/a**	**0**	**n/a**	**n/a**	**0.0003615**	**NP Inter (normality) 1 of 2**
Sulfate (mg/L)	BGWC-8	78	n/a	7/26/2022	31.6	No	72	n/a	n/a	0	n/a	n/a	0.0003615	NP Inter (normality) 1 of 2
Sulfate (mg/L)	**BGWC-9**	**78**	**n/a**	**7/26/2022**	**88**	**Yes**	**72**	**n/a**	**n/a**	**0**	**n/a**	**n/a**	**0.0003615**	**NP Inter (normality) 1 of 2**
Total Dissolved Solids (mg/L)	BGWC-10	469.5	n/a	7/28/2022	338	No	71	14.68	3.248	0	None	sqrt(x)	0.000396	Param Inter 1 of 2
Total Dissolved Solids (mg/L)	**BGWC-12**	**469.5**	**n/a**	**7/27/2022**	**952**	**Yes**	**71**	**14.68**	**3.248**	**0**	**None**	**sqrt(x)**	**0.000396**	**Param Inter 1 of 2**
Total Dissolved Solids (mg/L)	**BGWC-14A**	**469.5**	**n/a**	**7/26/2022**	**966**	**Yes**	**71**	**14.68**	**3.248**	**0**	**None**	**sqrt(x)**	**0.000396**	**Param Inter 1 of 2**
Total Dissolved Solids (mg/L)	**BGWC-16**	**469.5**	**n/a**	**7/27/2022**	**944**	**Yes**	**71**	**14.68**	**3.248**	**0**	**None**	**sqrt(x)**	**0.000396**	**Param Inter 1 of 2**
Total Dissolved Solids (mg/L)	BGWC-17	469.5	n/a	7/27/2022	438	No	71	14.68	3.248	0	None	sqrt(x)	0.000396	Param Inter 1 of 2
Total Dissolved Solids (mg/L)	BGWC-18	469.5	n/a	7/27/2022	307	No	71	14.68	3.248	0	None	sqrt(x)	0.000396	Param Inter 1 of 2
Total Dissolved Solids (mg/L)	BGWC-19	469.5	n/a	7/27/2022	338	No	71	14.68	3.248	0	None	sqrt(x)	0.000396	Param Inter 1 of 2
Total Dissolved Solids (mg/L)	**BGWC-20**	**469.5**	**n/a**	**7/27/2022**	**1370**	**Yes**	**71**	**14.68**	**3.248**	**0**	**None**	**sqrt(x)**	**0.000396**	**Param Inter 1 of 2**
Total Dissolved Solids (mg/L)	BGWC-21	469.5	n/a	7/28/2022	259	No	71	14.68	3.248	0	None	sqrt(x)	0.000396	Param Inter 1 of 2
Total Dissolved Solids (mg/L)	**BGWC-22**	**469.5**	**n/a**	**8/2/2022**	**3440**	**Yes**	**71**	**14.68**	**3.248**	**0**	**None**	**sqrt(x)**	**0.000396**	**Param Inter 1 of 2**
Total Dissolved Solids (mg/L)	**BGWC-23**	**469.5**	**n/a**	**8/1/2022**	**2780**	**Yes**	**71**	**14.68**	**3.248**	**0**	**None**	**sqrt(x)**	**0.000396**	**Param Inter 1 of 2**
Total Dissolved Solids (mg/L)	**BGWC-24**	**469.5**	**n/a**	**10/21/2022**	**1610**	**Yes**	**71**	**14.68**	**3.248**	**0**	**None**	**sqrt(x)**	**0.000396**	**Param Inter 1 of 2**
Total Dissolved Solids (mg/L)	BGWC-25	469.5	n/a	7/27/2022	231	No	71	14.68	3.248	0	None	sqrt(x)	0.000396	Param Inter 1 of 2
Total Dissolved Solids (mg/L)	**BGWC-30**	**469.5**	**n/a**	**8/1/2022**	**582**	**Yes**	**71**	**14.68**	**3.248**	**0**	**None**	**sqrt(x)**	**0.000396**	**Param Inter 1 of 2**
Total Dissolved Solids (mg/L)	**BGWC-7**	**469.5**	**n/a**	**7/28/2022**	**732**	**Yes**	**71**	**14.68**	**3.248**	**0**	**None**	**sqrt(x)**	**0.000396**	**Param Inter 1 of 2**
Total Dissolved Solids (mg/L)	BGWC-8	469.5	n/a	7/26/2022	196	No	71	14.68	3.248	0	None	sqrt(x)	0.000396	Param Inter 1 of 2
Total Dissolved Solids (mg/L)	BGWC-9	469.5	n/a	7/26/2022	349	No	71	14.68	3.248	0	None	sqrt(x)	0.000396	Param Inter 1 of 2

Appendix III Trend Tests - Significant Results

Plant Bowen Client: Southern Company Data: Bowen AP-1 Printed 11/15/2022, 8:18 PM

Constituent	Well	Slope	Calc.	Critical	Sig.	N	%NDs	Normality	Xform	Alpha	Method
Boron (mg/L)	BGWC-12	0.05103	90	74	Yes	19	0	n/a	n/a	0.01	NP
Boron (mg/L)	BGWC-18	-0.07488	-95	-74	Yes	19	0	n/a	n/a	0.01	NP
Boron (mg/L)	BGWC-22	1.795	160	98	Yes	23	0	n/a	n/a	0.01	NP
Boron (mg/L)	BGWC-23	1.856	154	87	Yes	21	0	n/a	n/a	0.01	NP
Boron (mg/L)	BGWC-25	0.004415	78	74	Yes	19	0	n/a	n/a	0.01	NP
Boron (mg/L)	BGWC-30	-3.891	-131	-92	Yes	22	0	n/a	n/a	0.01	NP
Boron (mg/L)	BGWC-7	-0.1574	-113	-74	Yes	19	0	n/a	n/a	0.01	NP
Boron (mg/L)	BGWC-9	-0.04004	-92	-74	Yes	19	0	n/a	n/a	0.01	NP
Calcium (mg/L)	BGWA-2 (bg)	2.945	115	81	Yes	20	0	n/a	n/a	0.01	NP
Calcium (mg/L)	BGWC-12	14.17	146	74	Yes	19	0	n/a	n/a	0.01	NP
Calcium (mg/L)	BGWC-16	6.772	87	74	Yes	19	0	n/a	n/a	0.01	NP
Calcium (mg/L)	BGWC-20	13.98	113	74	Yes	19	0	n/a	n/a	0.01	NP
Calcium (mg/L)	BGWC-22	59.98	182	98	Yes	23	0	n/a	n/a	0.01	NP
Calcium (mg/L)	BGWC-23	78.86	160	87	Yes	21	0	n/a	n/a	0.01	NP
Chloride (mg/L)	BGWA-29 (bg)	-0.1487	-135	-81	Yes	20	0	n/a	n/a	0.01	NP
Chloride (mg/L)	BGWC-10	1.301	113	74	Yes	19	0	n/a	n/a	0.01	NP
Chloride (mg/L)	BGWC-12	-5.329	-158	-74	Yes	19	0	n/a	n/a	0.01	NP
Chloride (mg/L)	BGWC-16	-4.056	-110	-74	Yes	19	0	n/a	n/a	0.01	NP
Chloride (mg/L)	BGWC-22	57.74	130	98	Yes	23	0	n/a	n/a	0.01	NP
Chloride (mg/L)	BGWC-23	95.49	138	87	Yes	21	0	n/a	n/a	0.01	NP
Chloride (mg/L)	BGWC-24	-146	-94	-92	Yes	22	0	n/a	n/a	0.01	NP
Chloride (mg/L)	BGWC-30	-150.4	-143	-92	Yes	22	0	n/a	n/a	0.01	NP
Chloride (mg/L)	BGWC-9	-5.154	-104	-74	Yes	19	0	n/a	n/a	0.01	NP
pH (s.u.)	BGWA-47D (bg)	-0.1588	-54	-43	Yes	13	0	n/a	n/a	0.01	NP
pH (s.u.)	BGWC-16	-0.06548	-161	-98	Yes	23	0	n/a	n/a	0.01	NP
pH (s.u.)	BGWC-24	-0.05117	-165	-118	Yes	26	0	n/a	n/a	0.01	NP
Sulfate (mg/L)	BGWA-2 (bg)	1.439	131	81	Yes	20	0	n/a	n/a	0.01	NP
Sulfate (mg/L)	BGWA-47D (bg)	8.354	44	38	Yes	12	0	n/a	n/a	0.01	NP
Sulfate (mg/L)	BGWC-12	30.17	119	74	Yes	19	0	n/a	n/a	0.01	NP
Sulfate (mg/L)	BGWC-16	14.92	96	74	Yes	19	0	n/a	n/a	0.01	NP
Sulfate (mg/L)	BGWC-19	-9.18	-75	-74	Yes	19	0	n/a	n/a	0.01	NP
Sulfate (mg/L)	BGWC-7	-40.5	-86	-74	Yes	19	0	n/a	n/a	0.01	NP
Sulfate (mg/L)	BGWC-9	-7.855	-94	-74	Yes	19	0	n/a	n/a	0.01	NP
Total Dissolved Solids (mg/L)	BGWC-12	55.89	105	74	Yes	19	0	n/a	n/a	0.01	NP
Total Dissolved Solids (mg/L)	BGWC-22	227.7	93	81	Yes	20	0	n/a	n/a	0.01	NP
Total Dissolved Solids (mg/L)	BGWC-23	238.1	121	74	Yes	19	0	n/a	n/a	0.01	NP
Total Dissolved Solids (mg/L)	BGWC-30	-394.4	-120	-81	Yes	20	0	n/a	n/a	0.01	NP
Total Dissolved Solids (mg/L)	BGWC-7	-53.6	-103	-74	Yes	19	0	n/a	n/a	0.01	NP

Appendix III Trend Tests - All Results

Plant Bowen Client: Southern Company Data: Bowen AP-1 Printed 11/15/2022, 8:18 PM

Constituent	Well	Slope	Calc.	Critical	Sig.	N	%NDs	Normality	Xform	Alpha	Method
Boron (mg/L)	BGWA-2 (bg)	-0.0007746	-23	-81	No	20	10	n/a	n/a	0.01	NP
Boron (mg/L)	BGWA-29 (bg)	0	-23	-81	No	20	50	n/a	n/a	0.01	NP
Boron (mg/L)	BGWA-33 (bg)	-0.0068	-15	-25	No	9	0	n/a	n/a	0.01	NP
Boron (mg/L)	BGWA-47D (bg)	-0.002093	-17	-38	No	12	0	n/a	n/a	0.01	NP
Boron (mg/L)	BGWA-48D (bg)	0.01071	31	38	No	12	0	n/a	n/a	0.01	NP
Boron (mg/L)	BGWC-10	0.001358	13	74	No	19	0	n/a	n/a	0.01	NP
Boron (mg/L)	**BGWC-12**	**0.05103**	**90**	**74**	**Yes**	**19**	**0**	**n/a**	**n/a**	**0.01**	**NP**
Boron (mg/L)	BGWC-14A	0.1569	25	38	No	12	0	n/a	n/a	0.01	NP
Boron (mg/L)	BGWC-16	-0.01515	-27	-74	No	19	0	n/a	n/a	0.01	NP
Boron (mg/L)	BGWC-17	-0.06711	-68	-74	No	19	0	n/a	n/a	0.01	NP
Boron (mg/L)	**BGWC-18**	**-0.07488**	**-95**	**-74**	**Yes**	**19**	**0**	**n/a**	**n/a**	**0.01**	**NP**
Boron (mg/L)	BGWC-19	-0.05208	-65	-74	No	19	0	n/a	n/a	0.01	NP
Boron (mg/L)	BGWC-20	0.1516	67	74	No	19	0	n/a	n/a	0.01	NP
Boron (mg/L)	**BGWC-22**	**1.795**	**160**	**98**	**Yes**	**23**	**0**	**n/a**	**n/a**	**0.01**	**NP**
Boron (mg/L)	**BGWC-23**	**1.856**	**154**	**87**	**Yes**	**21**	**0**	**n/a**	**n/a**	**0.01**	**NP**
Boron (mg/L)	BGWC-24	-0.3723	-20	-92	No	22	0	n/a	n/a	0.01	NP
Boron (mg/L)	**BGWC-25**	**0.004415**	**78**	**74**	**Yes**	**19**	**0**	**n/a**	**n/a**	**0.01**	**NP**
Boron (mg/L)	**BGWC-30**	**-3.891**	**-131**	**-92**	**Yes**	**22**	**0**	**n/a**	**n/a**	**0.01**	**NP**
Boron (mg/L)	**BGWC-7**	**-0.1574**	**-113**	**-74**	**Yes**	**19**	**0**	**n/a**	**n/a**	**0.01**	**NP**
Boron (mg/L)	BGWC-8	-0.003776	-44	-74	No	19	0	n/a	n/a	0.01	NP
Boron (mg/L)	**BGWC-9**	**-0.04004**	**-92**	**-74**	**Yes**	**19**	**0**	**n/a**	**n/a**	**0.01**	**NP**
Calcium (mg/L)	**BGWA-2 (bg)**	**2.945**	**115**	**81**	**Yes**	**20**	**0**	**n/a**	**n/a**	**0.01**	**NP**
Calcium (mg/L)	BGWA-29 (bg)	-0.06243	-12	-81	No	20	0	n/a	n/a	0.01	NP
Calcium (mg/L)	BGWA-33 (bg)	2.65	10	25	No	9	0	n/a	n/a	0.01	NP
Calcium (mg/L)	BGWA-47D (bg)	6.309	23	38	No	12	0	n/a	n/a	0.01	NP
Calcium (mg/L)	BGWA-48D (bg)	9.531	10	38	No	12	0	n/a	n/a	0.01	NP
Calcium (mg/L)	**BGWC-12**	**14.17**	**146**	**74**	**Yes**	**19**	**0**	**n/a**	**n/a**	**0.01**	**NP**
Calcium (mg/L)	BGWC-14A	21.17	26	38	No	12	0	n/a	n/a	0.01	NP
Calcium (mg/L)	**BGWC-16**	**6.772**	**87**	**74**	**Yes**	**19**	**0**	**n/a**	**n/a**	**0.01**	**NP**
Calcium (mg/L)	**BGWC-20**	**13.98**	**113**	**74**	**Yes**	**19**	**0**	**n/a**	**n/a**	**0.01**	**NP**
Calcium (mg/L)	**BGWC-22**	**59.98**	**182**	**98**	**Yes**	**23**	**0**	**n/a**	**n/a**	**0.01**	**NP**
Calcium (mg/L)	**BGWC-23**	**78.86**	**160**	**87**	**Yes**	**21**	**0**	**n/a**	**n/a**	**0.01**	**NP**
Calcium (mg/L)	BGWC-24	-21.57	-29	-92	No	22	0	n/a	n/a	0.01	NP
Calcium (mg/L)	BGWC-7	-1.232	-34	-74	No	19	0	n/a	n/a	0.01	NP
Chloride (mg/L)	BGWA-2 (bg)	0.2119	70	81	No	20	0	n/a	n/a	0.01	NP
Chloride (mg/L)	**BGWA-29 (bg)**	**-0.1487**	**-135**	**-81**	**Yes**	**20**	**0**	**n/a**	**n/a**	**0.01**	**NP**
Chloride (mg/L)	BGWA-33 (bg)	-0.3057	-5	-21	No	8	0	n/a	n/a	0.01	NP
Chloride (mg/L)	BGWA-47D (bg)	-0.3104	-34	-38	No	12	0	n/a	n/a	0.01	NP
Chloride (mg/L)	BGWA-48D (bg)	1.969	33	38	No	12	0	n/a	n/a	0.01	NP
Chloride (mg/L)	**BGWC-10**	**1.301**	**113**	**74**	**Yes**	**19**	**0**	**n/a**	**n/a**	**0.01**	**NP**
Chloride (mg/L)	**BGWC-12**	**-5.329**	**-158**	**-74**	**Yes**	**19**	**0**	**n/a**	**n/a**	**0.01**	**NP**
Chloride (mg/L)	BGWC-14A	-3.124	-15	-38	No	12	0	n/a	n/a	0.01	NP
Chloride (mg/L)	**BGWC-16**	**-4.056**	**-110**	**-74**	**Yes**	**19**	**0**	**n/a**	**n/a**	**0.01**	**NP**
Chloride (mg/L)	BGWC-17	0.8172	29	74	No	19	0	n/a	n/a	0.01	NP
Chloride (mg/L)	BGWC-18	-3.744	-63	-74	No	19	0	n/a	n/a	0.01	NP
Chloride (mg/L)	BGWC-20	1.884	50	74	No	19	0	n/a	n/a	0.01	NP
Chloride (mg/L)	**BGWC-22**	**57.74**	**130**	**98**	**Yes**	**23**	**0**	**n/a**	**n/a**	**0.01**	**NP**
Chloride (mg/L)	**BGWC-23**	**95.49**	**138**	**87**	**Yes**	**21**	**0**	**n/a**	**n/a**	**0.01**	**NP**
Chloride (mg/L)	**BGWC-24**	**-146**	**-94**	**-92**	**Yes**	**22**	**0**	**n/a**	**n/a**	**0.01**	**NP**
Chloride (mg/L)	**BGWC-30**	**-150.4**	**-143**	**-92**	**Yes**	**22**	**0**	**n/a**	**n/a**	**0.01**	**NP**
Chloride (mg/L)	**BGWC-9**	**-5.154**	**-104**	**-74**	**Yes**	**19**	**0**	**n/a**	**n/a**	**0.01**	**NP**
pH (s.u.)	BGWA-2 (bg)	-0.04476	-104	-105	No	24	0	n/a	n/a	0.01	NP
pH (s.u.)	BGWA-29 (bg)	0.005772	17	98	No	23	0	n/a	n/a	0.01	NP
pH (s.u.)	BGWA-33 (bg)	-0.1448	-22	-34	No	11	0	n/a	n/a	0.01	NP
pH (s.u.)	**BGWA-47D (bg)**	**-0.1588**	**-54**	**-43**	**Yes**	**13**	**0**	**n/a**	**n/a**	**0.01**	**NP**
pH (s.u.)	BGWA-48D (bg)	-0.2026	-41	-43	No	13	0	n/a	n/a	0.01	NP
pH (s.u.)	**BGWC-16**	**-0.06548**	**-161**	**-98**	**Yes**	**23**	**0**	**n/a**	**n/a**	**0.01**	**NP**
pH (s.u.)	BGWC-19	-0.005105	-31	-98	No	23	0	n/a	n/a	0.01	NP
pH (s.u.)	**BGWC-24**	**-0.05117**	**-165**	**-118**	**Yes**	**26**	**0**	**n/a**	**n/a**	**0.01**	**NP**
Sulfate (mg/L)	**BGWA-2 (bg)**	**1.439**	**131**	**81**	**Yes**	**20**	**0**	**n/a**	**n/a**	**0.01**	**NP**
Sulfate (mg/L)	BGWA-29 (bg)	-0.3385	-39	-81	No	20	0	n/a	n/a	0.01	NP
Sulfate (mg/L)	BGWA-33 (bg)	-1.483	-14	-21	No	8	0	n/a	n/a	0.01	NP
Sulfate (mg/L)	**BGWA-47D (bg)**	**8.354**	**44**	**38**	**Yes**	**12**	**0**	**n/a**	**n/a**	**0.01**	**NP**
Sulfate (mg/L)	BGWA-48D (bg)	-7.306	-30	-38	No	12	0	n/a	n/a	0.01	NP
Sulfate (mg/L)	BGWC-10	-1.042	-62	-74	No	19	0	n/a	n/a	0.01	NP
Sulfate (mg/L)	**BGWC-12**	**30.17**	**119**	**74**	**Yes**	**19**	**0**	**n/a**	**n/a**	**0.01**	**NP**
Sulfate (mg/L)	BGWC-14A	68.69	20	38	No	12	0	n/a	n/a	0.01	NP
Sulfate (mg/L)	**BGWC-16**	**14.92**	**96**	**74**	**Yes**	**19**	**0**	**n/a**	**n/a**	**0.01**	**NP**

Appendix III Trend Tests - All Results

Plant Bowen Client: Southern Company Data: Bowen AP-1 Printed 11/15/2022, 8:18 PM

Constituent	Well	Slope	Calc.	Critical	Sig.	N	%NDs	Normality	Xform	Alpha	Method
Sulfate (mg/L)	BGWC-17	-4.42	-51	-74	No	19	0	n/a	n/a	0.01	NP
Sulfate (mg/L)	**BGWC-19**	**-9.18**	**-75**	**-74**	**Yes**	**19**	**0**	**n/a**	**n/a**	**0.01**	**NP**
Sulfate (mg/L)	BGWC-20	-3.975	-11	-74	No	19	0	n/a	n/a	0.01	NP
Sulfate (mg/L)	BGWC-22	10.94	35	98	No	23	0	n/a	n/a	0.01	NP
Sulfate (mg/L)	BGWC-23	27.13	77	87	No	21	0	n/a	n/a	0.01	NP
Sulfate (mg/L)	BGWC-24	-38.99	-75	-92	No	22	0	n/a	n/a	0.01	NP
Sulfate (mg/L)	**BGWC-7**	**-40.5**	**-86**	**-74**	**Yes**	**19**	**0**	**n/a**	**n/a**	**0.01**	**NP**
Sulfate (mg/L)	**BGWC-9**	**-7.855**	**-94**	**-74**	**Yes**	**19**	**0**	**n/a**	**n/a**	**0.01**	**NP**
Total Dissolved Solids (mg/L)	BGWA-2 (bg)	8.12	73	74	No	19	0	n/a	n/a	0.01	NP
Total Dissolved Solids (mg/L)	BGWA-29 (bg)	-2.288	-46	-74	No	19	0	n/a	n/a	0.01	NP
Total Dissolved Solids (mg/L)	BGWA-33 (bg)	-8.072	-8	-25	No	9	0	n/a	n/a	0.01	NP
Total Dissolved Solids (mg/L)	BGWA-47D (bg)	10.2	20	38	No	12	0	n/a	n/a	0.01	NP
Total Dissolved Solids (mg/L)	BGWA-48D (bg)	4.746	4	38	No	12	0	n/a	n/a	0.01	NP
Total Dissolved Solids (mg/L)	**BGWC-12**	**55.89**	**105**	**74**	**Yes**	**19**	**0**	**n/a**	**n/a**	**0.01**	**NP**
Total Dissolved Solids (mg/L)	BGWC-14A	79.17	22	38	No	12	0	n/a	n/a	0.01	NP
Total Dissolved Solids (mg/L)	BGWC-16	20.37	69	74	No	19	0	n/a	n/a	0.01	NP
Total Dissolved Solids (mg/L)	BGWC-20	29.86	63	74	No	19	0	n/a	n/a	0.01	NP
Total Dissolved Solids (mg/L)	**BGWC-22**	**227.7**	**93**	**81**	**Yes**	**20**	**0**	**n/a**	**n/a**	**0.01**	**NP**
Total Dissolved Solids (mg/L)	**BGWC-23**	**238.1**	**121**	**74**	**Yes**	**19**	**0**	**n/a**	**n/a**	**0.01**	**NP**
Total Dissolved Solids (mg/L)	BGWC-24	-217.9	-54	-81	No	20	0	n/a	n/a	0.01	NP
Total Dissolved Solids (mg/L)	**BGWC-30**	**-394.4**	**-120**	**-81**	**Yes**	**20**	**0**	**n/a**	**n/a**	**0.01**	**NP**
Total Dissolved Solids (mg/L)	**BGWC-7**	**-53.6**	**-103**	**-74**	**Yes**	**19**	**0**	**n/a**	**n/a**	**0.01**	**NP**

Upper Tolerance Limits Summary Table

Plant Bowen Client: Southern Company Data: Bowen AP-1 Printed 11/15/2022, 8:35 PM

Constituent	Upper Lim.	Lower Lim.	Date	Observ.	Sig.	Bg N	%NDs	Transform	Alpha	Method
Antimony (mg/L)	0.0042	n/a	n/a	n/a	n/a	70	57.14	n/a	0.02758	NP Inter(NDs)
Arsenic (mg/L)	0.01	n/a	n/a	n/a	n/a	80	50	n/a	0.01652	NP Inter(normality)
Barium (mg/L)	0.218	n/a	n/a	n/a	n/a	80	0	n/a	0.01652	NP Inter(normality)
Beryllium (mg/L)	0.0005	n/a	n/a	n/a	n/a	76	98.68	n/a	0.02028	NP Inter(NDs)
Cadmium (mg/L)	0.0005	n/a	n/a	n/a	n/a	80	97.5	n/a	0.01652	NP Inter(NDs)
Chromium (mg/L)	0.005	n/a	n/a	n/a	n/a	76	60.53	n/a	0.02028	NP Inter(NDs)
Cobalt (mg/L)	0.005	n/a	n/a	n/a	n/a	81	91.36	n/a	0.01569	NP Inter(NDs)
Combined Radium 226 + 228 (pCi/L)	1.665	n/a	n/a	n/a	n/a	79	0	No	0.05	Inter
Fluoride (mg/L)	0.57	n/a	n/a	n/a	n/a	83	49.4	n/a	0.01416	NP Inter(normality)
Lead (mg/L)	0.0024	n/a	n/a	n/a	n/a	76	64.47	n/a	0.02028	NP Inter(NDs)
Lithium (mg/L)	0.03	n/a	n/a	n/a	n/a	80	81.25	n/a	0.01652	NP Inter(NDs)
Mercury (mg/L)	0.00022	n/a	n/a	n/a	n/a	76	90.79	n/a	0.02028	NP Inter(NDs)
Molybdenum (mg/L)	0.034	n/a	n/a	n/a	n/a	82	53.66	n/a	0.01491	NP Inter(NDs)
Selenium (mg/L)	0.005	n/a	n/a	n/a	n/a	76	86.84	n/a	0.02028	NP Inter(NDs)
Thallium (mg/L)	0.001	n/a	n/a	n/a	n/a	80	83.75	n/a	0.01652	NP Inter(NDs)

BOWEN ASH POND 1 GWPS				
Constituent Name	**MCL**	**CCR-Rule Specified**	**Background Limit**	**GWPS**
Antimony, Total (mg/L)	0.006		0.0042	0.006
Arsenic, Total (mg/L)	0.01		0.01	0.01
Barium, Total (mg/L)	2		0.22	2
Beryllium, Total (mg/L)	0.004		0.0005	0.004
Cadmium, Total (mg/L)	0.005		0.0005	0.005
Chromium, Total (mg/L)	0.1		0.005	0.1
Cobalt, Total (mg/L)		0.006	0.005	0.006
Combined Radium, Total (pCi/L)	5		1.67	5
Fluoride, Total (mg/L)	4		0.57	4
Lead, Total (mg/L)		0.015	0.0024	0.015
Lithium, Total (mg/L)		0.04	0.03	0.04
Mercury, Total (mg/L)	0.002		0.0002	0.002
Molybdenum, Total (mg/L)		0.1	0.034	0.1
Selenium, Total (mg/L)	0.05		0.005	0.05
Thallium, Total (mg/L)	0.002		0.001	0.002

**GWPS = Groundwater Protection Standard*

**MCL = Maximum Contaminant Level*

**CCR = Coal Combustion Residuals*

Confidence Intervals - Significant Results

Plant Bowen Client: Southern Company Data: Bowen AP-1 Printed 4/18/2023, 12:41 PM

Constituent	Well	Upper Lim.	Lower Lim.	Compliance	Sig.	N	Mean	Std. Dev.	%NDs	ND Adj.	Transform	Alpha	Method
Arsenic (mg/L)	**BGWC-34D**	**0.01848**	**0.01522**	**0.01**	**Yes**	**13**	**0.01685**	**0.002193**	**0**	**None**	**No**	**0.01**	**Param.**
Cobalt (mg/L)	**BGWC-22**	**0.02671**	**0.01664**	**0.006**	**Yes**	**25**	**0.02168**	**0.01011**	**0**	**None**	**No**	**0.01**	**Param.**
Molybdenum (mg/L)	**BGWC-43D**	**0.2157**	**0.1354**	**0.1**	**Yes**	**9**	**0.1756**	**0.04157**	**0**	**None**	**No**	**0.01**	**Param.**

Confidence Intervals - All Results

Plant Bowen Client: Southern Company Data: Bowen AP-1 Printed 4/18/2023, 12:45 PM

Constituent	Well	Upper Lim.	Lower Lim.	Compliance	Sig.	N	Mean	Std. Dev.	%NDs	ND Adj.	Transform	Alpha	Method
Antimony (mg/L)	BGWC-10	0.003	0.0022	0.006	No	18	0.002822	0.0004292	83.33	None	No	0.01	NP (NDs)
Antimony (mg/L)	BGWC-14A	0.003	0.00061	0.006	No	13	0.002608	0.0009578	84.62	None	No	0.01	NP (NDs)
Antimony (mg/L)	BGWC-16	0.003	0.0004	0.006	No	18	0.002856	0.0006128	94.44	None	No	0.01	NP (NDs)
Antimony (mg/L)	BGWC-17	0.003	0.0002	0.006	No	18	0.002844	0.00066	94.44	None	No	0.01	NP (NDs)
Antimony (mg/L)	BGWC-19	0.003	0.0005	0.006	No	18	0.002861	0.0005893	94.44	None	No	0.01	NP (NDs)
Antimony (mg/L)	BGWC-20	0.003	0.0014	0.006	No	18	0.002772	0.0006807	88.89	None	No	0.01	NP (NDs)
Antimony (mg/L)	BGWC-21	0.003	0.0017	0.006	No	17	0.002829	0.0004845	88.24	None	No	0.01	NP (NDs)
Antimony (mg/L)	BGWC-22	0.003	0.0023	0.006	No	18	0.00276	0.0006713	83.33	None	No	0.01	NP (NDs)
Antimony (mg/L)	BGWC-23	0.03	0.0014	0.006	No	18	0.02046	0.0139	66.67	None	No	0.01	NP (NDs)
Antimony (mg/L)	BGWC-24	0.03	0.0032	0.006	No	18	0.02231	0.01279	72.22	None	No	0.01	NP (NDs)
Antimony (mg/L)	BGWC-25	0.003	0.0013	0.006	No	18	0.002906	0.0004007	94.44	None	No	0.01	NP (NDs)
Antimony (mg/L)	BGWC-31	0.003	0.00038	0.006	No	8	0.002673	0.0009263	87.5	None	No	0.004	NP (NDs)
Antimony (mg/L)	BGWC-32	0.003	0.00036	0.006	No	8	0.002344	0.001215	75	None	No	0.004	NP (NDs)
Antimony (mg/L)	BGWC-34D	0.003	0.00049	0.006	No	8	0.00241	0.001095	75	None	No	0.004	NP (NDs)
Antimony (mg/L)	BGWC-35D	0.003	0.00064	0.006	No	8	0.002413	0.001088	75	None	No	0.004	NP (NDs)
Antimony (mg/L)	BGWC-36D	0.003	0.00096	0.006	No	8	0.002745	0.0007212	87.5	None	No	0.004	NP (NDs)
Antimony (mg/L)	BGWC-37D	0.003	0.00041	0.006	No	8	0.002576	0.000919	75	None	No	0.004	NP (NDs)
Antimony (mg/L)	BGWC-38D	0.005625	0.0002504	0.006	No	8	0.00334	0.003358	25	Kaplan-Meier	sqrt(x)	0.01	Param.
Antimony (mg/L)	BGWC-40	0.003	0.0005	0.006	No	8	0.002688	0.0008839	87.5	None	No	0.004	NP (NDs)
Antimony (mg/L)	BGWC-41D	0.003	0.0014	0.006	No	6	0.002467	0.0008262	66.67	None	No	0.0155	NP (NDs)
Antimony (mg/L)	BGWC-42D	0.001729	0.0003839	0.006	No	6	0.001892	0.0009957	33.33	Kaplan-Meier	No	0.01	Param.
Antimony (mg/L)	BGWC-43D	0.003	0.00058	0.006	No	6	0.002248	0.001169	66.67	Kaplan-Meier	No	0.0155	NP (NDs)
Antimony (mg/L)	BGWC-44D	0.00628	0.0005142	0.006	No	6	0.003217	0.002917	16.67	Kaplan-Meier	sqrt(x)	0.01	Param.
Antimony (mg/L)	BGWC-49D	0.003	0.00039	0.006	No	4	0.002348	0.001305	75	Kaplan-Meier	No	0.0625	NP (NDs)
Antimony (mg/L)	BGWC-50D	0.003	0.0019	0.006	No	4	0.002725	0.00055	75	None	No	0.0625	NP (NDs)
Antimony (mg/L)	BGWC-51	0.003	0.0019	0.006	No	6	0.002817	0.0004491	83.33	None	No	0.0155	NP (NDs)
Antimony (mg/L)	BGWC-52	0.003	0.00053	0.006	No	6	0.002047	0.001138	50	None	No	0.0155	NP (normality)
Antimony (mg/L)	BGWC-7	0.003	0.0016	0.006	No	18	0.00255	0.0009109	77.78	None	No	0.01	NP (NDs)
Antimony (mg/L)	BGWC-8	0.003	0.00059	0.006	No	18	0.002581	0.0009657	83.33	None	No	0.01	NP (NDs)
Antimony (mg/L)	BGWC-9	0.003	0.0014	0.006	No	17	0.002461	0.001026	76.47	None	No	0.01	NP (NDs)
Arsenic (mg/L)	BGWA-6	0.005	0.0011	0.01	No	19	0.003551	0.00197	63.16	None	No	0.01	NP (NDs)
Arsenic (mg/L)	BGWC-10	0.007347	0.00569	0.01	No	22	0.006518	0.001544	0	None	No	0.01	Param.
Arsenic (mg/L)	BGWC-12	0.005	0.00085	0.01	No	22	0.002638	0.001996	36.36	None	No	0.01	NP (normality)
Arsenic (mg/L)	BGWC-14A	0.005	0.0011	0.01	No	13	0.004038	0.001601	69.23	None	No	0.01	NP (NDs)
Arsenic (mg/L)	BGWC-16	0.005	0.00074	0.01	No	22	0.003281	0.002126	59.09	None	No	0.01	NP (NDs)
Arsenic (mg/L)	BGWC-17	0.005	0.0012	0.01	No	22	0.003532	0.002006	63.64	None	No	0.01	NP (NDs)
Arsenic (mg/L)	BGWC-18	0.005	0.0013	0.01	No	22	0.003514	0.002043	63.64	None	No	0.01	NP (NDs)
Arsenic (mg/L)	BGWC-19	0.005	0.00074	0.01	No	22	0.003125	0.002135	54.55	None	No	0.01	NP (NDs)
Arsenic (mg/L)	BGWC-20	0.005	0.0015	0.01	No	22	0.002928	0.001844	40.91	None	No	0.01	NP (normality)
Arsenic (mg/L)	BGWC-21	0.005	0.00087	0.01	No	21	0.002971	0.002023	47.62	None	No	0.01	NP (normality)
Arsenic (mg/L)	BGWC-22	0.0036	0.0016	0.01	No	22	0.004632	0.00672	9.091	None	No	0.01	NP (normality)
Arsenic (mg/L)	BGWC-23	0.004004	0.001712	0.01	No	22	0.003854	0.005088	4.545	None	ln(x)	0.01	Param.
Arsenic (mg/L)	BGWC-24	0.005413	0.002903	0.01	No	23	0.0044	0.002652	13.04	None	sqrt(x)	0.01	Param.
Arsenic (mg/L)	BGWC-25	0.002976	0.002088	0.01	No	22	0.002577	0.0009045	4.545	None	sqrt(x)	0.01	Param.
Arsenic (mg/L)	BGWC-30	0.005	0.001	0.01	No	22	0.002846	0.001907	36.36	None	No	0.01	NP (normality)
Arsenic (mg/L)	BGWC-31	0.005654	0.003837	0.01	No	11	0.004745	0.00109	0	None	No	0.01	Param.
Arsenic (mg/L)	BGWC-32	0.002859	0.000915	0.01	No	11	0.002466	0.001663	18.18	Kaplan-Meier	No	0.01	Param.
Arsenic (mg/L)	**BGWC-34D**	**0.01848**	**0.01522**	**0.01**	**Yes**	**13**	**0.01685**	**0.002193**	**0**	**None**	**No**	**0.01**	**Param.**
Arsenic (mg/L)	BGWC-35D	0.003649	0.001267	0.01	No	11	0.002505	0.001576	9.091	None	sqrt(x)	0.01	Param.
Arsenic (mg/L)	BGWC-36D	0.005	0.00064	0.01	No	11	0.002883	0.002083	45.45	None	No	0.006	NP (normality)
Arsenic (mg/L)	BGWC-37D	0.03294	0.009806	0.01	No	8	0.02138	0.01091	0	None	No	0.01	Param.
Arsenic (mg/L)	BGWC-38D	0.004037	0.001288	0.01	No	8	0.002662	0.001297	12.5	None	No	0.01	Param.
Arsenic (mg/L)	BGWC-39	0.0055	0.00055	0.01	No	8	0.003956	0.001772	37.5	None	No	0.004	NP (selected)
Arsenic (mg/L)	BGWC-40	0.002874	0.0006583	0.01	No	8	0.002979	0.001892	37.5	Kaplan-Meier	No	0.01	Param.
Arsenic (mg/L)	BGWC-41D	0.005539	0.0005345	0.01	No	6	0.003037	0.001821	0	None	No	0.01	Param.

Confidence Intervals - All Results

Plant Bowen Client: Southern Company Data: Bowen AP-1 Printed 4/18/2023, 12:45 PM

Constituent	Well	Upper Lim.	Lower Lim.	Compliance	Sig.	N	Mean	Std. Dev.	%NDs	ND Adj.	Transform	Alpha	Method
Arsenic (mg/L)	BGWC-42D	0.00887	0.001063	0.01	No	6	0.004967	0.002842	0	None	No	0.01	Param.
Arsenic (mg/L)	BGWC-43D	0.005018	0.0005427	0.01	No	6	0.002465	0.001752	0	None	sqrt(x)	0.01	Param.
Arsenic (mg/L)	BGWC-44D	0.007489	0.001711	0.01	No	6	0.0046	0.002103	0	None	No	0.01	Param.
Arsenic (mg/L)	BGWC-49D	0.0076	0.0023	0.01	No	4	0.00465	0.002453	0	None	No	0.0625	NP (selected)
Arsenic (mg/L)	BGWC-50D	0.004488	0.0009123	0.01	No	4	0.0027	0.0007874	0	None	No	0.01	Param.
Arsenic (mg/L)	BGWC-51	0.006208	0.001125	0.01	No	6	0.0043	0.001826	33.33	Kaplan-Meier	No	0.01	Param.
Arsenic (mg/L)	BGWC-52	0.002738	0.0006572	0.01	No	6	0.002798	0.001835	33.33	Kaplan-Meier	No	0.01	Param.
Arsenic (mg/L)	BGWC-7	0.002772	0.001991	0.01	No	22	0.002382	0.0007274	9.091	None	No	0.01	Param.
Arsenic (mg/L)	BGWC-8	0.005	0.00065	0.01	No	22	0.002499	0.002147	40.91	None	No	0.01	NP (normality)
Arsenic (mg/L)	BGWC-9	0.002829	0.002123	0.01	No	21	0.002476	0.0006395	9.524	None	No	0.01	Param.
Barium (mg/L)	BGWA-6	0.016	0.0114	2	No	19	0.01792	0.01284	0	None	No	0.01	NP (normality)
Barium (mg/L)	BGWC-10	0.05901	0.04572	2	No	22	0.05236	0.01238	0	None	No	0.01	Param.
Barium (mg/L)	BGWC-12	0.03701	0.03057	2	No	22	0.03379	0.005999	0	None	No	0.01	Param.
Barium (mg/L)	BGWC-14A	0.04203	0.03212	2	No	13	0.03708	0.006664	0	None	No	0.01	Param.
Barium (mg/L)	BGWC-16	0.03029	0.02741	2	No	22	0.02885	0.002676	0	None	No	0.01	Param.
Barium (mg/L)	BGWC-17	0.01844	0.01568	2	No	22	0.01713	0.002654	0	None	sqrt(x)	0.01	Param.
Barium (mg/L)	BGWC-18	0.03508	0.03019	2	No	22	0.03263	0.004555	0	None	No	0.01	Param.
Barium (mg/L)	BGWC-19	0.03837	0.03172	2	No	22	0.03505	0.00619	0	None	No	0.01	Param.
Barium (mg/L)	BGWC-20	0.03403	0.03088	2	No	22	0.03245	0.002928	0	None	No	0.01	Param.
Barium (mg/L)	BGWC-21	0.04332	0.03236	2	No	21	0.03784	0.009932	0	None	No	0.01	Param.
Barium (mg/L)	BGWC-22	0.09069	0.08065	2	No	22	0.08567	0.009353	0	None	No	0.01	Param.
Barium (mg/L)	BGWC-23	0.11	0.085	2	No	22	0.0988	0.01433	0	None	No	0.01	NP (normality)
Barium (mg/L)	BGWC-24	0.1076	0.07675	2	No	23	0.09216	0.02945	0	None	No	0.01	Param.
Barium (mg/L)	BGWC-25	0.02513	0.01829	2	No	22	0.02203	0.006693	0	None	sqrt(x)	0.01	Param.
Barium (mg/L)	BGWC-30	0.191	0.074	2	No	22	0.1196	0.05938	0	None	No	0.01	NP (normality)
Barium (mg/L)	BGWC-31	0.04429	0.03486	2	No	11	0.03964	0.005971	0	None	x^(1/3)	0.01	Param.
Barium (mg/L)	BGWC-32	0.1222	0.09054	2	No	11	0.1065	0.01946	0	None	sqrt(x)	0.01	Param.
Barium (mg/L)	BGWC-34D	0.04969	0.03721	2	No	11	0.04345	0.007488	0	None	No	0.01	Param.
Barium (mg/L)	BGWC-35D	0.09933	0.0663	2	No	11	0.08282	0.01982	0	None	No	0.01	Param.
Barium (mg/L)	BGWC-36D	0.084	0.062	2	No	11	0.07264	0.01407	0	None	No	0.006	NP (normality)
Barium (mg/L)	BGWC-37D	0.12	0.087	2	No	8	0.09625	0.01078	0	None	No	0.004	NP (normality)
Barium (mg/L)	BGWC-38D	0.2032	0.09383	2	No	8	0.1485	0.05158	0	None	No	0.01	Param.
Barium (mg/L)	BGWC-39	0.08089	0.04711	2	No	8	0.064	0.01594	0	None	No	0.01	Param.
Barium (mg/L)	BGWC-40	0.05858	0.04542	2	No	8	0.052	0.006211	0	None	No	0.01	Param.
Barium (mg/L)	BGWC-41D	0.06516	0.04817	2	No	6	0.05667	0.006186	0	None	No	0.01	Param.
Barium (mg/L)	BGWC-42D	0.1381	0.06152	2	No	6	0.09983	0.02789	0	None	No	0.01	Param.
Barium (mg/L)	BGWC-43D	0.08084	0.06183	2	No	6	0.07133	0.006919	0	None	No	0.01	Param.
Barium (mg/L)	BGWC-44D	0.02602	0.01965	2	No	6	0.02283	0.002317	0	None	No	0.01	Param.
Barium (mg/L)	BGWC-49D	0.1072	0.04781	2	No	4	0.0775	0.01308	0	None	No	0.01	Param.
Barium (mg/L)	BGWC-50D	0.06629	0.01421	2	No	4	0.04025	0.01147	0	None	No	0.01	Param.
Barium (mg/L)	BGWC-51	0.06959	0.006781	2	No	6	0.03818	0.02286	0	None	No	0.01	Param.
Barium (mg/L)	BGWC-52	0.1027	0.01995	2	No	6	0.06133	0.03012	0	None	No	0.01	Param.
Barium (mg/L)	BGWC-7	0.0389	0.03301	2	No	22	0.03595	0.005493	0	None	No	0.01	Param.
Barium (mg/L)	BGWC-8	0.03052	0.02708	2	No	22	0.02808	0.00561	0	None	x^3	0.01	Param.
Barium (mg/L)	BGWC-9	0.03168	0.02743	2	No	21	0.02955	0.003848	0	None	No	0.01	Param.
Beryllium (mg/L)	BGWC-12	0.0005	0.000076	0.004	No	20	0.0004561	0.0001352	90	None	No	0.01	NP (NDs)
Beryllium (mg/L)	BGWC-16	0.003	0.00012	0.004	No	20	0.001414	0.001472	45	None	No	0.01	NP (normality)
Beryllium (mg/L)	BGWC-17	0.0005	0.000065	0.004	No	20	0.0004119	0.0001808	80	None	No	0.01	NP (NDs)
Beryllium (mg/L)	BGWC-18	0.0005	0.000076	0.004	No	20	0.000351	0.0002086	65	None	No	0.01	NP (NDs)
Beryllium (mg/L)	BGWC-19	0.003	0.00008	0.004	No	20	0.00183	0.001471	60	None	No	0.01	NP (NDs)
Beryllium (mg/L)	BGWC-22	0.003	0.00011	0.004	No	20	0.001409	0.001477	45	None	No	0.01	NP (normality)
Beryllium (mg/L)	BGWC-23	0.0005	0.000054	0.004	No	20	0.0004777	0.00009973	95	None	No	0.01	NP (NDs)
Beryllium (mg/L)	BGWC-24	0.0005	0.00017	0.004	No	21	0.0003697	0.0001744	61.9	None	No	0.01	NP (NDs)
Beryllium (mg/L)	BGWC-36D	0.0005	0.0005	0.004	No	10	0.000457	0.000136	90	None	No	0.011	NP (NDs)
Beryllium (mg/L)	BGWC-38D	0.0005	0.000054	0.004	No	8	0.0002826	0.0002326	50	None	No	0.004	NP (normality)

Confidence Intervals - All Results

Plant Bowen Client: Southern Company Data: Bowen AP-1 Printed 4/18/2023, 12:45 PM

Constituent	Well	Upper Lim.	Lower Lim.	Compliance	Sig.	N	Mean	Std. Dev.	%NDs	ND Adj.	Transform	Alpha	Method
Beryllium (mg/L)	BGWC-39	0.0005	0.000079	0.004	No	8	0.0004474	0.0001488	87.5	None	No	0.004	NP (NDs)
Beryllium (mg/L)	BGWC-51	0.0001879	0.00006138	0.004	No	6	0.0001838	0.0001626	16.67	Kaplan-Meier	sqrt(x)	0.01	Param.
Beryllium (mg/L)	BGWC-52	0.0005	0.000052	0.004	No	6	0.0004253	0.0001829	83.33	None	No	0.0155	NP (NDs)
Cadmium (mg/L)	BGWC-14A	0.0005	0.00016	0.005	No	13	0.0003208	0.0001599	38.46	None	No	0.01	NP (normality)
Cadmium (mg/L)	BGWC-16	0.001693	0.001307	0.005	No	22	0.0015	0.0003599	0	None	No	0.01	Param.
Cadmium (mg/L)	BGWC-17	0.0005	0.00015	0.005	No	22	0.0003027	0.0001739	40.91	None	No	0.01	NP (normality)
Cadmium (mg/L)	BGWC-18	0.0003808	0.0001718	0.005	No	22	0.0004251	0.0001792	50	Kaplan-Meier	No	0.01	Param.
Cadmium (mg/L)	BGWC-19	0.0005	0.0002	0.005	No	22	0.00045	0.00013	86.36	Kaplan-Meier	No	0.01	NP (NDs)
Cadmium (mg/L)	BGWC-20	0.0005	0.00008	0.005	No	22	0.0004809	0.00008954	95.45	Kaplan-Meier	No	0.01	NP (NDs)
Cadmium (mg/L)	BGWC-22	0.005	0.00033	0.005	No	22	0.00348	0.002279	68.18	None	No	0.01	NP (NDs)
Cadmium (mg/L)	BGWC-23	0.0005	0.00019	0.005	No	22	0.0004859	0.00006609	95.45	None	No	0.01	NP (NDs)
Cadmium (mg/L)	BGWC-24	0.00562	0.003048	0.005	No	23	0.004334	0.002459	0	None	No	0.01	Param.
Cadmium (mg/L)	BGWC-30	0.0005	0.0003	0.005	No	22	0.0004172	0.0001357	54.55	None	No	0.01	NP (NDs)
Cadmium (mg/L)	BGWC-38D	0.00081	0.00032	0.005	No	8	0.0005163	0.0001344	75	None	No	0.004	NP (NDs)
Cadmium (mg/L)	BGWC-39	0.0002541	0.0001271	0.005	No	8	0.0003063	0.00017	37.5	Kaplan-Meier	ln(x)	0.01	Param.
Cadmium (mg/L)	BGWC-43D	0.001505	0.00001214	0.005	No	6	0.0007583	0.0005432	0	None	No	0.01	Param.
Cadmium (mg/L)	BGWC-51	0.000601	0.0002156	0.005	No	6	0.0004783	0.0001289	33.33	Kaplan-Meier	No	0.01	Param.
Cadmium (mg/L)	BGWC-52	0.0005	0.00018	0.005	No	6	0.0003517	0.0001645	50	None	No	0.0155	NP (normality)
Chromium (mg/L)	BGWA-6	0.005	0.0044	0.1	No	18	0.004772	0.0008288	88.89	None	No	0.01	NP (NDs)
Chromium (mg/L)	BGWC-10	0.005	0.0011	0.1	No	20	0.004805	0.0008721	95	None	No	0.01	NP (NDs)
Chromium (mg/L)	BGWC-12	0.005	0.00079	0.1	No	20	0.003881	0.00199	75	None	No	0.01	NP (NDs)
Chromium (mg/L)	BGWC-14A	0.026	0.005	0.1	No	13	0.006615	0.005824	92.31	None	No	0.01	NP (NDs)
Chromium (mg/L)	BGWC-16	0.005	0.0019	0.1	No	20	0.00463	0.001154	90	None	No	0.01	NP (NDs)
Chromium (mg/L)	BGWC-17	0.005	0.00044	0.1	No	20	0.004541	0.001411	90	None	No	0.01	NP (NDs)
Chromium (mg/L)	BGWC-18	0.005	0.0011	0.1	No	20	0.00436	0.001565	85	None	No	0.01	NP (NDs)
Chromium (mg/L)	BGWC-20	0.005	0.0011	0.1	No	20	0.003721	0.001822	60	None	No	0.01	NP (NDs)
Chromium (mg/L)	BGWC-21	0.005	0.0025	0.1	No	19	0.004627	0.001171	89.47	None	No	0.01	NP (NDs)
Chromium (mg/L)	BGWC-23	0.005	0.0033	0.1	No	20	0.00414	0.00162	75	None	No	0.01	NP (NDs)
Chromium (mg/L)	BGWC-24	0.005	0.0009	0.1	No	21	0.00438	0.001556	85.71	None	No	0.01	NP (NDs)
Chromium (mg/L)	BGWC-25	0.005	0.0021	0.1	No	20	0.004855	0.0006485	95	None	No	0.01	NP (NDs)
Chromium (mg/L)	BGWC-30	0.005	0.00082	0.1	No	20	0.002315	0.002035	35	None	No	0.01	NP (normality)
Chromium (mg/L)	BGWC-31	0.005	0.00064	0.1	No	10	0.00373	0.00205	70	None	No	0.011	NP (NDs)
Chromium (mg/L)	BGWC-32	0.005	0.00062	0.1	No	10	0.003241	0.002137	50	None	No	0.011	NP (normality)
Chromium (mg/L)	BGWC-35D	0.005	0.00072	0.1	No	10	0.003749	0.002017	70	None	No	0.011	NP (NDs)
Chromium (mg/L)	BGWC-36D	0.005	0.00057	0.1	No	10	0.003274	0.002232	60	None	No	0.011	NP (NDs)
Chromium (mg/L)	BGWC-37D	0.005	0.00068	0.1	No	8	0.00392	0.002	75	None	No	0.004	NP (NDs)
Chromium (mg/L)	BGWC-38D	0.005	0.00042	0.1	No	8	0.00419	0.001662	75	None	No	0.004	NP (NDs)
Chromium (mg/L)	BGWC-39	0.005	0.001	0.1	No	8	0.0045	0.001414	87.5	None	No	0.004	NP (NDs)
Chromium (mg/L)	BGWC-40	0.005	0.00043	0.1	No	8	0.002342	0.002209	37.5	None	No	0.004	NP (normality)
Chromium (mg/L)	BGWC-41D	0.005	0.00068	0.1	No	6	0.00428	0.001764	83.33	None	No	0.0155	NP (NDs)
Chromium (mg/L)	BGWC-42D	0.005	0.00062	0.1	No	6	0.00362	0.002143	66.67	None	No	0.0155	NP (NDs)
Chromium (mg/L)	BGWC-43D	0.005	0.0024	0.1	No	6	0.004567	0.001061	83.33	None	No	0.0155	NP (NDs)
Chromium (mg/L)	BGWC-44D	0.005	0.00093	0.1	No	6	0.003645	0.002099	66.67	None	No	0.0155	NP (NDs)
Chromium (mg/L)	BGWC-49D	0.005	0.00071	0.1	No	4	0.003927	0.002145	75	None	No	0.0625	NP (NDs)
Chromium (mg/L)	BGWC-51	0.005	0.0006	0.1	No	6	0.004267	0.001796	83.33	None	No	0.0155	NP (NDs)
Chromium (mg/L)	BGWC-52	0.005	0.00061	0.1	No	6	0.003652	0.0021	66.67	None	No	0.0155	NP (NDs)
Chromium (mg/L)	BGWC-7	0.005	0.00095	0.1	No	20	0.004355	0.001576	85	None	No	0.01	NP (NDs)
Chromium (mg/L)	BGWC-8	0.005	0.0011	0.1	No	20	0.00542	0.01367	25	None	No	0.01	NP (normality)
Chromium (mg/L)	BGWC-9	0.005	0.002	0.1	No	19	0.004842	0.0006882	94.74	None	No	0.01	NP (NDs)
Cobalt (mg/L)	BGWA-6	0.005	0.0005	0.006	No	19	0.003126	0.002264	57.89	None	No	0.01	NP (NDs)
Cobalt (mg/L)	BGWC-10	0.005	0.00056	0.006	No	22	0.003551	0.002171	68.18	None	No	0.01	NP (NDs)
Cobalt (mg/L)	BGWC-12	0.005	0.00048	0.006	No	22	0.002745	0.002311	50	None	No	0.01	NP (normality)
Cobalt (mg/L)	BGWC-14A	0.002338	0.0009874	0.006	No	13	0.002785	0.001713	30.77	Kaplan-Meier	sqrt(x)	0.01	Param.
Cobalt (mg/L)	BGWC-16	0.008105	0.005468	0.006	No	22	0.006786	0.002456	4.545	None	No	0.01	Param.
Cobalt (mg/L)	BGWC-17	0.005	0.00015	0.006	No	22	0.00478	0.001034	95.45	None	No	0.01	NP (NDs)

Confidence Intervals - All Results

Plant Bowen Client: Southern Company Data: Bowen AP-1 Printed 4/18/2023, 12:45 PM

Constituent	Well	Upper Lim.	Lower Lim.	Compliance	Sig.	N	Mean	Std. Dev.	%NDs	ND Adj.	Transform	Alpha	Method
Cobalt (mg/L)	BGWC-18	0.005	0.0009	0.006	No	22	0.003992	0.001906	77.27	None	No	0.01	NP (NDs)
Cobalt (mg/L)	BGWC-19	0.005	0.000072	0.006	No	22	0.004776	0.001051	95.45	None	No	0.01	NP (NDs)
Cobalt (mg/L)	BGWC-20	0.005	0.0008	0.006	No	22	0.004382	0.001595	86.36	None	No	0.01	NP (NDs)
Cobalt (mg/L)	BGWC-21	0.005	0.00058	0.006	No	21	0.002675	0.002137	42.86	None	No	0.01	NP (normality)
Cobalt (mg/L)	**BGWC-22**	**0.02671**	**0.01664**	**0.006**	**Yes**	**25**	**0.02168**	**0.01011**	**0**	**None**	**No**	**0.01**	**Param.**
Cobalt (mg/L)	BGWC-23	0.005	0.00058	0.006	No	24	0.003716	0.002054	70.83	None	No	0.01	NP (NDs)
Cobalt (mg/L)	BGWC-24	0.004065	0.002943	0.006	No	25	0.003504	0.001125	12	None	No	0.01	Param.
Cobalt (mg/L)	BGWC-25	0.005	0.0006	0.006	No	22	0.004583	0.001352	90.91	None	No	0.01	NP (NDs)
Cobalt (mg/L)	BGWC-30	0.005	0.0009	0.006	No	24	0.003297	0.002079	58.33	None	No	0.01	NP (NDs)
Cobalt (mg/L)	BGWC-31	0.005	0.00036	0.006	No	11	0.002531	0.002367	45.45	None	No	0.006	NP (normality)
Cobalt (mg/L)	BGWC-32	0.007733	0.002582	0.006	No	13	0.005158	0.003463	7.692	None	No	0.01	Param.
Cobalt (mg/L)	BGWC-34D	0.005	0.00042	0.006	No	11	0.001524	0.001743	18.18	None	No	0.006	NP (normality)
Cobalt (mg/L)	BGWC-35D	0.002864	0.0008607	0.006	No	11	0.001907	0.001371	9.091	None	sqrt(x)	0.01	Param.
Cobalt (mg/L)	BGWC-36D	0.005	0.00049	0.006	No	11	0.002638	0.002269	45.45	None	No	0.006	NP (normality)
Cobalt (mg/L)	BGWC-37D	0.001974	0.000586	0.006	No	8	0.00128	0.0006547	12.5	None	No	0.01	Param.
Cobalt (mg/L)	BGWC-38D	0.007152	0.001413	0.006	No	9	0.004311	0.003997	0	None	x^(1/3)	0.01	Param.
Cobalt (mg/L)	BGWC-39	0.005	0.00047	0.006	No	9	0.00382	0.001941	66.67	None	No	0.002	NP (NDs)
Cobalt (mg/L)	BGWC-40	0.0005932	0.0004468	0.006	No	8	0.00052	0.00006908	0	None	No	0.01	Param.
Cobalt (mg/L)	BGWC-41D	0.005	0.0004	0.006	No	6	0.00202	0.002311	33.33	None	No	0.0155	NP (normality)
Cobalt (mg/L)	BGWC-43D	0.005927	0.002359	0.006	No	7	0.004143	0.001502	0	None	No	0.01	Param.
Cobalt (mg/L)	BGWC-49D	0.001165	0.0004948	0.006	No	4	0.00083	0.0001476	0	None	No	0.01	Param.
Cobalt (mg/L)	BGWC-50D	0.002057	0.0001478	0.006	No	4	0.001103	0.0004205	0	None	No	0.01	Param.
Cobalt (mg/L)	BGWC-52	0.005006	0.0003471	0.006	No	6	0.002677	0.001696	0	None	No	0.01	Param.
Cobalt (mg/L)	BGWC-7	0.00091	0.00068	0.006	No	22	0.002431	0.003654	18.18	None	No	0.01	NP (normality)
Cobalt (mg/L)	BGWC-8	0.005	0.0012	0.006	No	22	0.004168	0.001818	81.82	None	No	0.01	NP (NDs)
Cobalt (mg/L)	BGWC-9	0.005	0.0006	0.006	No	21	0.00434	0.001658	85.71	None	No	0.01	NP (NDs)
Combined Radium 226 + 228 (pCi/L)	BGWA-6	0.7035	0.3247	5	No	19	0.546	0.3493	0	None	sqrt(x)	0.01	Param.
Combined Radium 226 + 228 (pCi/L)	BGWC-10	1.443	0.9789	5	No	22	1.237	0.4758	0	None	sqrt(x)	0.01	Param.
Combined Radium 226 + 228 (pCi/L)	BGWC-12	0.741	0.3445	5	No	22	0.5427	0.3693	0	None	No	0.01	Param.
Combined Radium 226 + 228 (pCi/L)	BGWC-14A	1.316	0.5696	5	No	13	0.9428	0.502	0	None	No	0.01	Param.
Combined Radium 226 + 228 (pCi/L)	BGWC-16	1.199	0.7064	5	No	22	0.9525	0.4585	0	None	No	0.01	Param.
Combined Radium 226 + 228 (pCi/L)	BGWC-17	0.8295	0.4521	5	No	22	0.6408	0.3515	0	None	No	0.01	Param.
Combined Radium 226 + 228 (pCi/L)	BGWC-18	1.034	0.5819	5	No	22	0.8455	0.4851	0	None	sqrt(x)	0.01	Param.
Combined Radium 226 + 228 (pCi/L)	BGWC-19	1.113	0.6589	5	No	22	0.8859	0.4228	0	None	No	0.01	Param.
Combined Radium 226 + 228 (pCi/L)	BGWC-20	1.433	0.9253	5	No	22	1.179	0.4728	0	None	No	0.01	Param.
Combined Radium 226 + 228 (pCi/L)	BGWC-21	0.8437	0.4975	5	No	21	0.6706	0.3138	0	None	No	0.01	Param.
Combined Radium 226 + 228 (pCi/L)	BGWC-22	2.9	2.023	5	No	22	2.461	0.8172	0	None	No	0.01	Param.
Combined Radium 226 + 228 (pCi/L)	BGWC-23	1.876	1.131	5	No	22	1.504	0.6938	0	None	No	0.01	Param.
Combined Radium 226 + 228 (pCi/L)	BGWC-24	3.504	1.927	5	No	22	3.109	2.64	0	None	ln(x)	0.01	Param.
Combined Radium 226 + 228 (pCi/L)	BGWC-25	0.9359	0.5206	5	No	22	0.7283	0.3869	0	None	No	0.01	Param.
Combined Radium 226 + 228 (pCi/L)	BGWC-30	2.16	1.191	5	No	21	1.676	0.878	0	None	No	0.01	Param.
Combined Radium 226 + 228 (pCi/L)	BGWC-31	1.809	1.015	5	No	11	1.412	0.4763	0	None	No	0.01	Param.
Combined Radium 226 + 228 (pCi/L)	BGWC-32	2.156	1.197	5	No	11	1.677	0.5753	0	None	No	0.01	Param.
Combined Radium 226 + 228 (pCi/L)	BGWC-34D	2.881	1.681	5	No	11	2.281	0.7197	0	None	No	0.01	Param.
Combined Radium 226 + 228 (pCi/L)	BGWC-35D	3.1	1.931	5	No	11	2.515	0.7013	0	None	No	0.01	Param.
Combined Radium 226 + 228 (pCi/L)	BGWC-36D	2.347	1.305	5	No	11	1.826	0.6253	0	None	No	0.01	Param.
Combined Radium 226 + 228 (pCi/L)	BGWC-37D	3.297	2.248	5	No	8	2.773	0.4953	0	None	No	0.01	Param.
Combined Radium 226 + 228 (pCi/L)	BGWC-38D	5.91	3.34	5	No	8	4.681	1.112	0	None	No	0.004	NP (normality)
Combined Radium 226 + 228 (pCi/L)	BGWC-39	1.582	0.4558	5	No	8	1.019	0.5313	0	None	No	0.01	Param.
Combined Radium 226 + 228 (pCi/L)	BGWC-40	1.028	0.3254	5	No	8	0.6766	0.3314	0	None	No	0.01	Param.
Combined Radium 226 + 228 (pCi/L)	BGWC-41D	1.855	0.6455	5	No	6	1.251	0.4404	0	None	No	0.01	Param.
Combined Radium 226 + 228 (pCi/L)	BGWC-42D	1.38	0.461	5	No	6	0.747	0.3791	0	None	No	0.0155	NP (normality)
Combined Radium 226 + 228 (pCi/L)	BGWC-43D	2.031	1.012	5	No	6	1.522	0.371	0	None	No	0.01	Param.
Combined Radium 226 + 228 (pCi/L)	BGWC-44D	1.512	0.5095	5	No	6	1.011	0.3647	0	None	No	0.01	Param.
Combined Radium 226 + 228 (pCi/L)	BGWC-49D	3.66	2.36	5	No	4	2.72	0.6277	0	None	No	0.0625	NP (normality)

Confidence Intervals - All Results

Plant Bowen Client: Southern Company Data: Bowen AP-1 Printed 4/18/2023, 12:45 PM

Constituent	Well	Upper Lim.	Lower Lim.	Compliance	Sig.	N	Mean	Std. Dev.	%NDs	ND Adj.	Transform	Alpha	Method
Combined Radium 226 + 228 (pCi/L)	BGWC-50D	1.4	0.99	5	No	4	1.1	0.2002	0	None	No	0.0625	NP (normality)
Combined Radium 226 + 228 (pCi/L)	BGWC-51	0.7936	0.3971	5	No	6	0.5953	0.1443	0	None	No	0.01	Param.
Combined Radium 226 + 228 (pCi/L)	BGWC-52	1.755	0.1934	5	No	6	0.9743	0.5685	0	None	No	0.01	Param.
Combined Radium 226 + 228 (pCi/L)	BGWC-7	1.656	1.206	5	No	22	1.431	0.4198	0	None	No	0.01	Param.
Combined Radium 226 + 228 (pCi/L)	BGWC-8	0.8046	0.397	5	No	22	0.6008	0.3797	0	None	No	0.01	Param.
Combined Radium 226 + 228 (pCi/L)	BGWC-9	1.017	0.5059	5	No	21	0.8082	0.5265	0	None	sqrt(x)	0.01	Param.
Fluoride (mg/L)	BGWA-6	0.1	0.06	4	No	20	0.0861	0.02728	65	None	No	0.01	NP (NDs)
Fluoride (mg/L)	BGWC-10	0.1031	0.05459	4	No	23	0.11	0.06845	39.13	Kaplan-Meier	ln(x)	0.01	Param.
Fluoride (mg/L)	BGWC-12	0.12	0.08	4	No	23	0.104	0.06177	43.48	None	No	0.01	NP (normality)
Fluoride (mg/L)	BGWC-14A	0.1	0.055	4	No	13	0.08577	0.01993	61.54	None	No	0.01	NP (NDs)
Fluoride (mg/L)	BGWC-16	0.1576	0.06366	4	No	23	0.135	0.1123	26.09	Kaplan-Meier	sqrt(x)	0.01	Param.
Fluoride (mg/L)	BGWC-17	0.2131	0.1207	4	No	23	0.1899	0.1388	4.348	None	ln(x)	0.01	Param.
Fluoride (mg/L)	BGWC-18	0.14	0.08	4	No	23	0.1263	0.09818	34.78	None	No	0.01	NP (normality)
Fluoride (mg/L)	BGWC-19	0.11	0.07	4	No	23	0.1172	0.1113	34.78	None	No	0.01	NP (normality)
Fluoride (mg/L)	BGWC-20	0.13	0.062	4	No	23	0.119	0.1324	47.83	None	No	0.01	NP (normality)
Fluoride (mg/L)	BGWC-21	0.1	0.066	4	No	22	0.08445	0.02606	54.55	None	No	0.01	NP (NDs)
Fluoride (mg/L)	BGWC-22	0.34	0.23	4	No	26	0.3742	0.2814	0	None	No	0.01	NP (normality)
Fluoride (mg/L)	BGWC-23	0.1	0.068	4	No	25	0.166	0.2097	20	None	No	0.01	NP (normality)
Fluoride (mg/L)	BGWC-24	1.2	0.064	4	No	26	0.7825	1.077	7.692	None	No	0.01	NP (normality)
Fluoride (mg/L)	BGWC-25	0.09163	0.05483	4	No	23	0.092	0.03071	47.83	Kaplan-Meier	No	0.01	Param.
Fluoride (mg/L)	BGWC-30	0.1936	0.07687	4	No	25	0.208	0.2007	20	Kaplan-Meier	ln(x)	0.01	Param.
Fluoride (mg/L)	BGWC-32	0.66	0.13	4	No	13	0.3336	0.3569	0	None	No	0.01	NP (normality)
Fluoride (mg/L)	BGWC-34D	0.1	0.053	4	No	11	0.08982	0.02301	81.82	None	No	0.006	NP (NDs)
Fluoride (mg/L)	BGWC-35D	0.26	0.13	4	No	11	0.2509	0.2234	0	None	No	0.006	NP (normality)
Fluoride (mg/L)	BGWC-36D	0.26	0.11	4	No	11	0.1673	0.09991	9.091	None	No	0.006	NP (normality)
Fluoride (mg/L)	BGWC-37D	0.4539	0.1561	4	No	8	0.305	0.1405	0	None	No	0.01	Param.
Fluoride (mg/L)	BGWC-38D	0.6449	0.3662	4	No	9	0.5056	0.1443	0	None	No	0.01	Param.
Fluoride (mg/L)	BGWC-39	0.1458	0.05999	4	No	9	0.1029	0.04443	11.11	None	No	0.01	Param.
Fluoride (mg/L)	BGWC-40	0.09873	0.05745	4	No	9	0.08756	0.02295	33.33	Kaplan-Meier	No	0.01	Param.
Fluoride (mg/L)	BGWC-41D	0.1094	0.06028	4	No	7	0.08486	0.02069	14.29	None	No	0.01	Param.
Fluoride (mg/L)	BGWC-42D	0.6857	0.4068	4	No	8	0.5463	0.1316	0	None	No	0.01	Param.
Fluoride (mg/L)	BGWC-43D	1.099	0.8194	4	No	9	0.9589	0.1486	0	None	sqrt(x)	0.01	Param.
Fluoride (mg/L)	BGWC-44D	0.16	0.088	4	No	7	0.1083	0.02368	57.14	None	No	0.008	NP (NDs)
Fluoride (mg/L)	BGWC-49D	0.1073	0.03467	4	No	4	0.0855	0.02124	50	Kaplan-Meier	No	0.01	Param.
Fluoride (mg/L)	BGWC-50D	0.1296	0.0489	4	No	4	0.0945	0.01969	25	Kaplan-Meier	No	0.01	Param.
Fluoride (mg/L)	BGWC-51	0.1735	0.07355	4	No	6	0.1235	0.03636	0	None	No	0.01	Param.
Fluoride (mg/L)	BGWC-52	0.1361	0.07262	4	No	6	0.1043	0.02309	0	None	No	0.01	Param.
Fluoride (mg/L)	BGWC-7	0.1803	0.1238	4	No	23	0.152	0.05394	4.348	None	No	0.01	Param.
Fluoride (mg/L)	BGWC-8	0.1	0.067	4	No	23	0.08035	0.02994	60.87	None	No	0.01	NP (NDs)
Fluoride (mg/L)	BGWC-9	0.2054	0.1011	4	No	22	0.1818	0.1443	0	None	ln(x)	0.01	Param.
Lead (mg/L)	BGWA-6	0.001	0.00016	0.015	No	18	0.0007973	0.0003908	77.78	None	No	0.01	NP (NDs)
Lead (mg/L)	BGWC-10	0.001	0.00019	0.015	No	20	0.0009165	0.0002571	90	None	No	0.01	NP (NDs)
Lead (mg/L)	BGWC-12	0.001	0.00013	0.015	No	20	0.0006824	0.0004148	60	None	No	0.01	NP (NDs)
Lead (mg/L)	BGWC-14A	0.001	0.000062	0.015	No	13	0.0007155	0.0004444	69.23	None	No	0.01	NP (NDs)
Lead (mg/L)	BGWC-16	0.001	0.00014	0.015	No	20	0.0006665	0.0004221	60	None	No	0.01	NP (NDs)
Lead (mg/L)	BGWC-17	0.001	0.000079	0.015	No	20	0.000954	0.0002059	95	None	No	0.01	NP (NDs)
Lead (mg/L)	BGWC-18	0.001	0.0001	0.015	No	20	0.0006886	0.000436	65	None	No	0.01	NP (NDs)
Lead (mg/L)	BGWC-19	0.001	0.0006	0.015	No	20	0.0009319	0.0002286	90	None	No	0.01	NP (NDs)
Lead (mg/L)	BGWC-20	0.001	0.0001	0.015	No	20	0.0009092	0.0002796	90	None	No	0.01	NP (NDs)
Lead (mg/L)	BGWC-21	0.001	0.000068	0.015	No	19	0.0006571	0.0004614	63.16	None	No	0.01	NP (NDs)
Lead (mg/L)	BGWC-22	0.001	0.00033	0.015	No	20	0.0007848	0.000386	75	None	No	0.01	NP (NDs)
Lead (mg/L)	BGWC-23	0.001	0.00031	0.015	No	20	0.0009225	0.0002401	90	None	No	0.01	NP (NDs)
Lead (mg/L)	BGWC-24	0.001	0.0001	0.015	No	21	0.0007585	0.0004057	71.43	None	No	0.01	NP (NDs)
Lead (mg/L)	BGWC-25	0.001	0.0002	0.015	No	20	0.0007013	0.0003977	60	None	No	0.01	NP (NDs)
Lead (mg/L)	BGWC-30	0.001	0.00016	0.015	No	20	0.0005895	0.0004255	50	None	No	0.01	NP (normality)

Confidence Intervals - All Results

Plant Bowen Client: Southern Company Data: Bowen AP-1 Printed 4/18/2023, 12:45 PM

Constituent	Well	Upper Lim.	Lower Lim.	Compliance	Sig.	N	Mean	Std. Dev.	%NDs	ND Adj.	Transform	Alpha	Method
Lead (mg/L)	BGWC-31	0.0007894	0.0002104	0.015	No	10	0.0006766	0.0003878	30	Kaplan-Meier	No	0.01	Param.
Lead (mg/L)	BGWC-32	0.001	0.00011	0.015	No	10	0.0008182	0.0003834	80	Kaplan-Meier	No	0.011	NP (NDs)
Lead (mg/L)	BGWC-34D	0.001	0.001	0.015	No	10	0.0009054	0.0002992	90	Kaplan-Meier	No	0.011	NP (NDs)
Lead (mg/L)	BGWC-35D	0.0002864	0.0001099	0.015	No	10	0.0005209	0.0004201	40	Kaplan-Meier	x^(1/3)	0.01	Param.
Lead (mg/L)	BGWC-36D	0.001	0.00014	0.015	No	10	0.000592	0.0003893	40	None	No	0.011	NP (normality)
Lead (mg/L)	BGWC-37D	0.001	0.000073	0.015	No	8	0.0005694	0.0004652	50	None	No	0.004	NP (normality)
Lead (mg/L)	BGWC-38D	0.001	0.00016	0.015	No	8	0.0007038	0.0004096	62.5	None	No	0.004	NP (NDs)
Lead (mg/L)	BGWC-39	0.001	0.0001	0.015	No	8	0.0008875	0.0003182	87.5	None	No	0.004	NP (NDs)
Lead (mg/L)	BGWC-40	0.001	0.00014	0.015	No	8	0.0004838	0.0004286	37.5	None	No	0.004	NP (normality)
Lead (mg/L)	BGWC-41D	0.001	0.000036	0.015	No	6	0.0008393	0.0003936	83.33	None	No	0.0155	NP (NDs)
Lead (mg/L)	BGWC-42D	0.001	0.000041	0.015	No	6	0.0006808	0.0004945	66.67	None	No	0.0155	NP (NDs)
Lead (mg/L)	BGWC-43D	0.001	0.00012	0.015	No	6	0.0008533	0.0003593	83.33	None	No	0.0155	NP (NDs)
Lead (mg/L)	BGWC-44D	0.001	0.00017	0.015	No	6	0.0008617	0.0003388	83.33	None	No	0.0155	NP (NDs)
Lead (mg/L)	BGWC-49D	0.001	0.000044	0.015	No	4	0.000761	0.000478	75	None	No	0.0625	NP (NDs)
Lead (mg/L)	BGWC-50D	0.001	0.00014	0.015	No	4	0.000785	0.00043	75	None	No	0.0625	NP (NDs)
Lead (mg/L)	BGWC-51	0.001	0.00015	0.015	No	6	0.0005883	0.0004516	50	None	No	0.0155	NP (normality)
Lead (mg/L)	BGWC-52	0.001	0.000054	0.015	No	6	0.000544	0.0004999	50	None	No	0.0155	NP (normality)
Lead (mg/L)	BGWC-8	0.001	0.0003	0.015	No	20	0.0008345	0.0003414	80	None	No	0.01	NP (NDs)
Lead (mg/L)	BGWC-9	0.001	0.000082	0.015	No	19	0.0005931	0.0004506	52.63	None	No	0.01	NP (NDs)
Lithium (mg/L)	BGWA-6	0.03	0.00082	0.04	No	19	0.02846	0.006694	94.74	None	No	0.01	NP (NDs)
Lithium (mg/L)	BGWC-10	0.03	0.00093	0.04	No	22	0.01061	0.01361	31.82	None	No	0.01	NP (normality)
Lithium (mg/L)	BGWC-12	0.05	0.001	0.04	No	22	0.02554	0.02504	50	None	No	0.01	NP (normality)
Lithium (mg/L)	BGWC-14A	0.03	0.00087	0.04	No	13	0.01658	0.01508	53.85	None	No	0.01	NP (NDs)
Lithium (mg/L)	BGWC-16	0.03	0.00049	0.04	No	22	0.02866	0.006292	95.45	None	No	0.01	NP (NDs)
Lithium (mg/L)	BGWC-17	0.03	0.00069	0.04	No	22	0.02867	0.006249	95.45	None	No	0.01	NP (NDs)
Lithium (mg/L)	BGWC-20	0.02715	0.01888	0.04	No	22	0.02302	0.007705	0	None	No	0.01	Param.
Lithium (mg/L)	BGWC-22	0.02904	0.01836	0.04	No	22	0.0237	0.009957	0	None	No	0.01	Param.
Lithium (mg/L)	BGWC-23	0.02475	0.01345	0.04	No	22	0.02009	0.01101	0	None	sqrt(x)	0.01	Param.
Lithium (mg/L)	BGWC-24	0.0082	0.0057	0.04	No	23	0.00783	0.003041	13.04	None	No	0.01	NP (normality)
Lithium (mg/L)	BGWC-30	0.0171	0.0012	0.04	No	22	0.008871	0.007859	4.545	None	No	0.01	NP (normality)
Lithium (mg/L)	BGWC-34D	0.03	0.00098	0.04	No	11	0.0247	0.0118	81.82	None	No	0.006	NP (NDs)
Lithium (mg/L)	BGWC-35D	0.01656	0.009623	0.04	No	11	0.01309	0.004161	0	None	No	0.01	Param.
Lithium (mg/L)	BGWC-36D	0.0044	0.0011	0.04	No	11	0.003245	0.004012	9.091	None	No	0.006	NP (normality)
Lithium (mg/L)	BGWC-37D	0.03167	0.001954	0.04	No	7	0.01506	0.01484	0	None	sqrt(x)	0.01	Param.
Lithium (mg/L)	BGWC-38D	0.01721	0.006114	0.04	No	8	0.01166	0.005235	0	None	No	0.01	Param.
Lithium (mg/L)	BGWC-39	0.005573	0.003027	0.04	No	8	0.0043	0.001201	0	None	No	0.01	Param.
Lithium (mg/L)	BGWC-40	0.03	0.00079	0.04	No	7	0.01336	0.01557	42.86	None	No	0.008	NP (normality)
Lithium (mg/L)	BGWC-41D	0.002421	0.001086	0.04	No	6	0.001753	0.0004861	0	None	No	0.01	Param.
Lithium (mg/L)	BGWC-42D	0.03	0.0012	0.04	No	5	0.00728	0.01271	20	None	No	0.031	NP (normality)
Lithium (mg/L)	BGWC-43D	0.02989	0.02211	0.04	No	6	0.026	0.002828	0	None	No	0.01	Param.
Lithium (mg/L)	BGWC-44D	0.004092	0.001908	0.04	No	6	0.003	0.000795	0	None	No	0.01	Param.
Lithium (mg/L)	BGWC-49D	0.01194	0.00386	0.04	No	4	0.0079	0.00178	0	None	No	0.01	Param.
Lithium (mg/L)	BGWC-51	0.03	0.0011	0.04	No	6	0.0113	0.01451	33.33	None	No	0.0155	NP (normality)
Lithium (mg/L)	BGWC-52	0.004071	0.0009538	0.04	No	6	0.002913	0.001209	0	None	x^3	0.01	Param.
Lithium (mg/L)	BGWC-7	0.0093	0.0074	0.04	No	22	0.009114	0.003717	4.545	None	No	0.01	NP (normality)
Lithium (mg/L)	BGWC-8	0.03	0.001	0.04	No	22	0.02868	0.006183	95.45	None	No	0.01	NP (NDs)
Lithium (mg/L)	BGWC-9	0.05	0.0013	0.04	No	21	0.0176	0.02348	33.33	None	No	0.01	NP (normality)
Mercury (mg/L)	BGWA-6	0.0002	0.000084	0.002	No	18	0.0001936	0.00002734	94.44	None	No	0.01	NP (NDs)
Mercury (mg/L)	BGWC-10	0.0002	0.0001	0.002	No	20	0.0001874	0.00003969	90	None	No	0.01	NP (NDs)
Mercury (mg/L)	BGWC-12	0.0002	0.0001	0.002	No	20	0.0001879	0.00003786	90	None	No	0.01	NP (NDs)
Mercury (mg/L)	BGWC-14A	0.0002	0.00016	0.002	No	13	0.0001969	0.00001109	92.31	None	No	0.01	NP (NDs)
Mercury (mg/L)	BGWC-16	0.0002	0.000098	0.002	No	20	0.0001949	0.00002281	90	None	No	0.01	NP (NDs)
Mercury (mg/L)	BGWC-17	0.0002303	0.0001435	0.002	No	20	0.0002065	0.0000673	20	Kaplan-Meier	No	0.01	Param.
Mercury (mg/L)	BGWC-18	0.0002	0.000079	0.002	No	20	0.0001939	0.00002706	95	None	No	0.01	NP (NDs)
Mercury (mg/L)	BGWC-19	0.0002	0.00008	0.002	No	20	0.0001865	0.00004184	90	None	No	0.01	NP (NDs)

Confidence Intervals - All Results

Plant Bowen Client: Southern Company Data: Bowen AP-1 Printed 4/18/2023, 12:45 PM

Constituent	Well	Upper Lim.	Lower Lim.	Compliance	Sig.	N	Mean	Std. Dev.	%NDs	ND Adj.	Transform	Alpha	Method
Mercury (mg/L)	BGWC-20	0.0002	0.000066	0.002	No	20	0.0001933	0.00002996	95	None	No	0.01	NP (NDs)
Mercury (mg/L)	BGWC-22	0.0002	0.000092	0.002	No	20	0.0001867	0.00004173	90	None	No	0.01	NP (NDs)
Mercury (mg/L)	BGWC-23	0.0002	0.00005	0.002	No	20	0.0001847	0.0000471	90	None	No	0.01	NP (NDs)
Mercury (mg/L)	BGWC-24	0.0009178	0.0001149	0.002	No	21	0.001025	0.001482	19.05	Kaplan-Meier	x^(1/3)	0.01	Param.
Mercury (mg/L)	BGWC-25	0.0002	0.000047	0.002	No	20	0.0001923	0.00003421	95	None	No	0.01	NP (NDs)
Mercury (mg/L)	BGWC-30	0.0002	0.00008	0.002	No	20	0.0001505	0.0000639	60	None	No	0.01	NP (NDs)
Mercury (mg/L)	BGWC-31	0.0002	0.0002	0.002	No	10	0.000195	0.00001581	90	None	No	0.011	NP (NDs)
Mercury (mg/L)	BGWC-34D	0.0002	0.0002	0.002	No	10	0.000194	0.00001897	90	None	No	0.011	NP (NDs)
Mercury (mg/L)	BGWC-35D	0.0002	0.0002	0.002	No	10	0.000196	0.00001265	90	None	No	0.011	NP (NDs)
Mercury (mg/L)	BGWC-36D	0.0002	0.0002	0.002	No	10	0.000198	0.000006325	90	None	No	0.011	NP (NDs)
Mercury (mg/L)	BGWC-38D	0.00028	0.0001	0.002	No	8	0.0001875	0.00005548	62.5	None	No	0.004	NP (NDs)
Mercury (mg/L)	BGWC-44D	0.0002	0.00017	0.002	No	6	0.000195	0.00001225	83.33	None	No	0.0155	NP (NDs)
Mercury (mg/L)	BGWC-51	0.0046	0.0002	0.002	No	6	0.001958	0.001738	16.67	None	No	0.0155	NP (selected)
Mercury (mg/L)	BGWC-52	0.0002	0.00019	0.002	No	6	0.0001983	0.000004082	83.33	None	No	0.0155	NP (NDs)
Mercury (mg/L)	BGWC-7	0.0002	0.000053	0.002	No	20	0.0001926	0.00003287	95	None	No	0.01	NP (NDs)
Mercury (mg/L)	BGWC-8	0.0002	0.00016	0.002	No	20	0.0001928	0.00002426	90	None	No	0.01	NP (NDs)
Mercury (mg/L)	BGWC-9	0.0002	0.00016	0.002	No	19	0.0001916	0.00002853	89.47	None	No	0.01	NP (NDs)
Molybdenum (mg/L)	BGWA-6	0.01	0.001	0.1	No	19	0.009014	0.002957	89.47	None	No	0.01	NP (NDs)
Molybdenum (mg/L)	BGWC-10	0.0036	0.0032	0.1	No	22	0.003573	0.0008172	0	None	No	0.01	NP (normality)
Molybdenum (mg/L)	BGWC-14A	0.01	0.0011	0.1	No	13	0.003642	0.00373	23.08	None	No	0.01	NP (normality)
Molybdenum (mg/L)	BGWC-19	0.01	0.00023	0.1	No	22	0.009556	0.002083	95.45	None	No	0.01	NP (NDs)
Molybdenum (mg/L)	BGWC-20	0.018	0.0127	0.1	No	22	0.01668	0.005584	0	None	No	0.01	NP (normality)
Molybdenum (mg/L)	BGWC-21	0.002691	0.001651	0.1	No	21	0.004257	0.003424	23.81	Kaplan-Meier	ln(x)	0.01	Param.
Molybdenum (mg/L)	BGWC-22	0.0662	0.04	0.1	No	25	0.05243	0.01338	0	None	No	0.01	NP (normality)
Molybdenum (mg/L)	BGWC-23	0.01272	0.01107	0.1	No	24	0.01179	0.001785	0	None	x^2	0.01	Param.
Molybdenum (mg/L)	BGWC-24	0.01	0.0024	0.1	No	25	0.006106	0.003993	48	None	No	0.01	NP (normality)
Molybdenum (mg/L)	BGWC-25	0.01	0.0029	0.1	No	22	0.00743	0.003605	63.64	None	No	0.01	NP (NDs)
Molybdenum (mg/L)	BGWC-30	0.01246	0.005382	0.1	No	24	0.0099	0.00711	0	None	sqrt(x)	0.01	Param.
Molybdenum (mg/L)	BGWC-31	0.01	0.01	0.1	No	11	0.009121	0.002916	90.91	None	No	0.006	NP (NDs)
Molybdenum (mg/L)	BGWC-32	0.00394	0.003144	0.1	No	12	0.003542	0.0005071	0	None	No	0.01	Param.
Molybdenum (mg/L)	BGWC-34D	0.0021	0.0009	0.1	No	11	0.001455	0.001226	9.091	None	No	0.006	NP (normality)
Molybdenum (mg/L)	BGWC-35D	0.03651	0.02749	0.1	No	12	0.032	0.005752	0	None	No	0.01	Param.
Molybdenum (mg/L)	BGWC-36D	0.01368	0.007682	0.1	No	12	0.01068	0.003825	0	None	No	0.01	Param.
Molybdenum (mg/L)	BGWC-37D	0.02191	0.008686	0.1	No	9	0.01556	0.00972	0	None	ln(x)	0.01	Param.
Molybdenum (mg/L)	BGWC-38D	0.1215	0.08794	0.1	No	10	0.1047	0.01878	0	None	No	0.01	Param.
Molybdenum (mg/L)	BGWC-39	0.008619	0.003706	0.1	No	8	0.006163	0.002318	0	None	No	0.01	Param.
Molybdenum (mg/L)	BGWC-40	0.01	0.00069	0.1	No	8	0.006661	0.004612	62.5	None	No	0.004	NP (NDs)
Molybdenum (mg/L)	BGWC-41D	0.01419	0.006295	0.1	No	7	0.01024	0.003324	14.29	None	No	0.01	Param.
Molybdenum (mg/L)	BGWC-42D	0.01934	0.005113	0.1	No	8	0.01223	0.00671	0	None	No	0.01	Param.
Molybdenum (mg/L)	**BGWC-43D**	**0.2157**	**0.1354**	**0.1**	**Yes**	**9**	**0.1756**	**0.04157**	**0**	**None**	**No**	**0.01**	**Param.**
Molybdenum (mg/L)	BGWC-44D	0.009337	0.001006	0.1	No	7	0.005171	0.003507	14.29	None	No	0.01	Param.
Molybdenum (mg/L)	BGWC-49D	0.007899	0.004001	0.1	No	4	0.00595	0.0008583	0	None	No	0.01	Param.
Molybdenum (mg/L)	BGWC-50D	0.005192	0.001058	0.1	No	4	0.003125	0.0009106	0	None	No	0.01	Param.
Molybdenum (mg/L)	BGWC-51	0.01	0.0027	0.1	No	6	0.008783	0.00298	83.33	None	No	0.0155	NP (NDs)
Molybdenum (mg/L)	BGWC-52	0.0053	0.0035	0.1	No	6	0.004067	0.0006346	0	None	No	0.0155	NP (normality)
Molybdenum (mg/L)	BGWC-7	0.0117	0.0098	0.1	No	22	0.01039	0.002555	0	None	No	0.01	NP (normality)
Molybdenum (mg/L)	BGWC-8	0.002599	0.00121	0.1	No	22	0.004297	0.003786	27.27	Kaplan-Meier	x^(1/3)	0.01	Param.
Molybdenum (mg/L)	BGWC-9	0.003323	0.002715	0.1	No	21	0.003019	0.000551	0	None	No	0.01	Param.
Selenium (mg/L)	BGWA-6	0.005	0.0032	0.05	No	18	0.004639	0.001161	88.89	None	No	0.01	NP (NDs)
Selenium (mg/L)	BGWC-12	0.005	0.0004	0.05	No	20	0.00477	0.001029	95	None	No	0.01	NP (NDs)
Selenium (mg/L)	BGWC-14A	0.005	0.0014	0.05	No	13	0.004723	0.0009985	92.31	None	No	0.01	NP (NDs)
Selenium (mg/L)	BGWC-16	0.005	0.0018	0.05	No	20	0.003725	0.001665	60	None	No	0.01	NP (NDs)
Selenium (mg/L)	BGWC-17	0.005	0.0022	0.05	No	20	0.004233	0.001603	80	None	No	0.01	NP (NDs)
Selenium (mg/L)	BGWC-18	0.005	0.001	0.05	No	20	0.0048	0.0008944	95	None	No	0.01	NP (NDs)
Selenium (mg/L)	BGWC-19	0.005	0.0013	0.05	No	20	0.004365	0.001557	85	None	No	0.01	NP (NDs)

Confidence Intervals - All Results

Plant Bowen Client: Southern Company Data: Bowen AP-1 Printed 4/18/2023, 12:45 PM

Constituent	Well	Upper Lim.	Lower Lim.	Compliance	Sig.	N	Mean	Std. Dev.	%NDs	ND Adj.	Transform	Alpha	Method
Selenium (mg/L)	BGWC-20	0.005	0.0037	0.05	No	20	0.004935	0.0002907	95	None	No	0.01	NP (NDs)
Selenium (mg/L)	BGWC-21	0.005	0.001	0.05	No	19	0.004533	0.001408	89.47	None	No	0.01	NP (NDs)
Selenium (mg/L)	BGWC-22	0.012	0.0026	0.05	No	20	0.00507	0.001848	85	None	No	0.01	NP (NDs)
Selenium (mg/L)	BGWC-23	0.0176	0.002	0.05	No	20	0.00548	0.00293	90	None	No	0.01	NP (NDs)
Selenium (mg/L)	BGWC-24	0.009913	0.003819	0.05	No	21	0.008971	0.008885	14.29	None	ln(x)	0.01	Param.
Selenium (mg/L)	BGWC-30	0.009712	0.005758	0.05	No	20	0.007735	0.003482	10	None	No	0.01	Param.
Selenium (mg/L)	BGWC-31	0.005	0.005	0.05	No	10	0.004508	0.001556	90	None	No	0.011	NP (NDs)
Selenium (mg/L)	BGWC-32	0.005	0.005	0.05	No	10	0.004515	0.001534	90	None	No	0.011	NP (NDs)
Selenium (mg/L)	BGWC-34D	0.005	0.005	0.05	No	10	0.00451	0.00155	90	None	No	0.011	NP (NDs)
Selenium (mg/L)	BGWC-36D	0.01212	0.005576	0.05	No	10	0.00885	0.00367	0	None	No	0.01	Param.
Selenium (mg/L)	BGWC-38D	0.005	0.003	0.05	No	8	0.00475	0.0007071	75	None	No	0.004	NP (NDs)
Selenium (mg/L)	BGWC-39	0.005	0.002	0.05	No	8	0.00425	0.001389	75	None	No	0.004	NP (NDs)
Selenium (mg/L)	BGWC-40	0.01004	0.003687	0.05	No	8	0.006863	0.002996	0	None	No	0.01	Param.
Selenium (mg/L)	BGWC-41D	0.005	0.0016	0.05	No	6	0.003867	0.001756	66.67	None	No	0.0155	NP (NDs)
Selenium (mg/L)	BGWC-42D	0.005	0.0022	0.05	No	6	0.00415	0.001326	66.67	None	No	0.0155	NP (NDs)
Selenium (mg/L)	BGWC-43D	0.005	0.0028	0.05	No	6	0.004633	0.0008981	83.33	None	No	0.0155	NP (NDs)
Selenium (mg/L)	BGWC-51	0.01488	0.0004256	0.05	No	6	0.009633	0.004643	0	None	x^2	0.01	Param.
Selenium (mg/L)	BGWC-52	0.005	0.0016	0.05	No	6	0.0039	0.001705	66.67	None	No	0.0155	NP (NDs)
Selenium (mg/L)	BGWC-8	0.005	0.00015	0.05	No	20	0.00451	0.001509	90	None	No	0.01	NP (NDs)
Selenium (mg/L)	BGWC-9	0.005	0.0014	0.05	No	19	0.003379	0.00198	57.89	None	No	0.01	NP (NDs)
Thallium (mg/L)	BGWA-6	0.001	0.000061	0.002	No	19	0.0005635	0.0004734	52.63	None	No	0.01	NP (NDs)
Thallium (mg/L)	BGWC-12	0.001	0.00009	0.002	No	22	0.0007901	0.0003962	77.27	None	No	0.01	NP (NDs)
Thallium (mg/L)	BGWC-14A	0.000488	0.0002305	0.002	No	13	0.0003592	0.0001732	0	None	No	0.01	Param.
Thallium (mg/L)	BGWC-16	0.00024	0.0002	0.002	No	22	0.0002241	0.00003347	0	None	No	0.01	NP (normality)
Thallium (mg/L)	BGWC-17	0.001	0.000085	0.002	No	22	0.0005936	0.0004575	54.55	None	No	0.01	NP (NDs)
Thallium (mg/L)	BGWC-18	0.001	0.000071	0.002	No	22	0.0008727	0.000328	86.36	None	No	0.01	NP (NDs)
Thallium (mg/L)	BGWC-19	0.001	0.000085	0.002	No	22	0.0007125	0.0004316	68.18	None	No	0.01	NP (NDs)
Thallium (mg/L)	BGWC-20	0.001	0.00025	0.002	No	22	0.0009295	0.0002282	90.91	None	No	0.01	NP (NDs)
Thallium (mg/L)	BGWC-22	0.0008177	0.0006186	0.002	No	22	0.0007182	0.0001855	0	None	No	0.01	Param.
Thallium (mg/L)	BGWC-23	0.001	0.00039	0.002	No	22	0.000775	0.0003552	68.18	None	No	0.01	NP (NDs)
Thallium (mg/L)	BGWC-24	0.0005643	0.0004218	0.002	No	23	0.000493	0.0001363	13.04	None	No	0.01	Param.
Thallium (mg/L)	BGWC-30	0.0004833	0.0002275	0.002	No	22	0.0006044	0.0003214	22.73	Kaplan-Meier	No	0.01	Param.
Thallium (mg/L)	BGWC-32	0.001	0.00013	0.002	No	11	0.0004031	0.0003955	27.27	None	No	0.006	NP (normality)
Thallium (mg/L)	BGWC-34D	0.001	0.001	0.002	No	11	0.0009172	0.0002747	90.91	None	No	0.006	NP (NDs)
Thallium (mg/L)	BGWC-35D	0.001	0.00016	0.002	No	11	0.0007007	0.0004177	63.64	None	No	0.006	NP (NDs)
Thallium (mg/L)	BGWC-36D	0.0002674	0.0001526	0.002	No	11	0.00021	0.00006885	0	None	No	0.01	Param.
Thallium (mg/L)	BGWC-38D	0.001086	0.00001754	0.002	No	8	0.0009195	0.0008227	50	Kaplan-Meier	sqrt(x)	0.01	Param.
Thallium (mg/L)	BGWC-39	0.001	0.00013	0.002	No	8	0.0004	0.0003731	25	None	No	0.004	NP (normality)
Thallium (mg/L)	BGWC-40	0.001	0.00014	0.002	No	8	0.0008925	0.0003041	87.5	None	No	0.004	NP (NDs)
Thallium (mg/L)	BGWC-43D	0.003439	0.001394	0.002	No	6	0.002417	0.0007441	0	None	No	0.01	Param.
Thallium (mg/L)	BGWC-51	0.001	0.0002	0.002	No	6	0.0007667	0.000367	66.67	None	No	0.0155	NP (NDs)
Thallium (mg/L)	BGWC-52	0.0004527	0.0002038	0.002	No	6	0.0005483	0.0003594	33.33	Kaplan-Meier	sqrt(x)	0.01	Param.
Thallium (mg/L)	BGWC-7	0.001	0.00023	0.002	No	22	0.000697	0.0004139	63.64	Kaplan-Meier	No	0.01	NP (NDs)
Thallium (mg/L)	BGWC-9	0.001	0.00022	0.002	No	21	0.0008793	0.0003041	85.71	Kaplan-Meier	No	0.01	NP (NDs)

Appendix IV Trend Tests - Significant Results

Plant Bowen Client: Southern Company Data: Bowen AP-1 Printed 4/18/2023, 2:04 PM

Constituent	Well	Slope	Calc.	Critical	Sig.	N	%NDs	Normality	Xform	Alpha	Method
Cobalt (mg/L)	**BGWC-22**	**0.004271**	**236**	**111**	**Yes**	**25**	**0**	**n/a**	**n/a**	**0.01**	**NP**

Appendix IV Trend Tests - All Results

Plant Bowen Client: Southern Company Data: Bowen AP-1 Printed 4/18/2023, 2:04 PM

Constituent	Well	Slope	Calc.	Critical	Sig.	N	%NDs	Normality	Xform	Alpha	Method
Arsenic (mg/L)	BGWA-2 (bg)	0	42	92	No	22	50	n/a	n/a	0.01	NP
Arsenic (mg/L)	BGWA-29 (bg)	0	18	92	No	22	59.09	n/a	n/a	0.01	NP
Arsenic (mg/L)	BGWA-33 (bg)	0.0004148	10	30	No	10	20	n/a	n/a	0.01	NP
Arsenic (mg/L)	BGWA-47D (bg)	0	10	43	No	13	69.23	n/a	n/a	0.01	NP
Arsenic (mg/L)	BGWA-48D (bg)	0.0006897	22	43	No	13	38.46	n/a	n/a	0.01	NP
Arsenic (mg/L)	BGWC-34D	0	8	43	No	13	0	n/a	n/a	0.01	NP
Cobalt (mg/L)	BGWA-2 (bg)	0	11	98	No	23	86.96	n/a	n/a	0.01	NP
Cobalt (mg/L)	BGWA-29 (bg)	0	0	92	No	22	100	n/a	n/a	0.01	NP
Cobalt (mg/L)	BGWA-33 (bg)	0	9	30	No	10	90	n/a	n/a	0.01	NP
Cobalt (mg/L)	BGWA-47D (bg)	0	10	43	No	13	92.31	n/a	n/a	0.01	NP
Cobalt (mg/L)	BGWA-48D (bg)	0	11	43	No	13	84.62	n/a	n/a	0.01	NP
Cobalt (mg/L)	**BGWC-22**	**0.004271**	**236**	**111**	**Yes**	**25**	**0**	**n/a**	**n/a**	**0.01**	**NP**
Molybdenum (mg/L)	BGWA-2 (bg)	0	22	98	No	23	47.83	n/a	n/a	0.01	NP
Molybdenum (mg/L)	BGWA-29 (bg)	0	-3	-92	No	22	95.45	n/a	n/a	0.01	NP
Molybdenum (mg/L)	BGWA-33 (bg)	-0.003088	-28	-34	No	11	0	n/a	n/a	0.01	NP
Molybdenum (mg/L)	BGWA-47D (bg)	0	12	43	No	13	92.31	n/a	n/a	0.01	NP
Molybdenum (mg/L)	BGWA-48D (bg)	-0.001741	-42	-43	No	13	0	n/a	n/a	0.01	NP
Molybdenum (mg/L)	BGWC-43D	0.02402	10	25	No	9	0	n/a	n/a	0.01	NP

FIGURE A.

Sanitas™ v.9.6.35 . UG
Hollow symbols indicate censored values.

Time Series

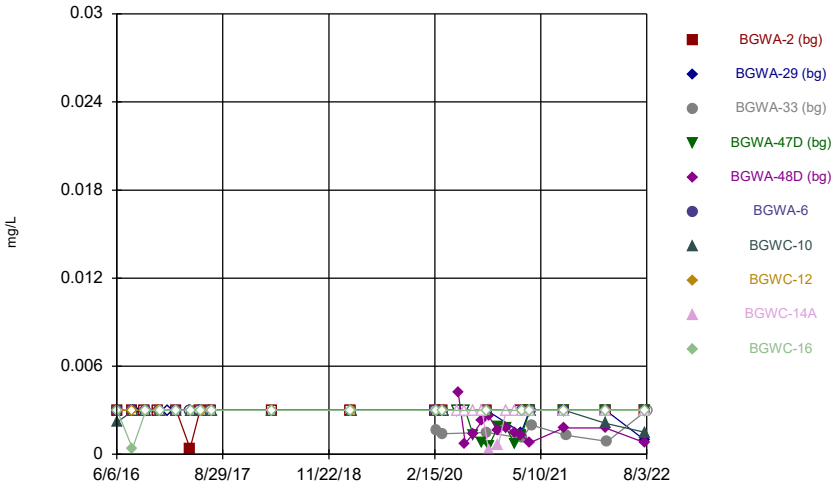

Constituent: Antimony Analysis Run 11/18/2022 2:49 AM View: Constituents View
Plant Bowen Client: Southern Company Data: Bowen AP-1

Sanitas™ v.9.6.35 . UG
Hollow symbols indicate censored values.

Time Series

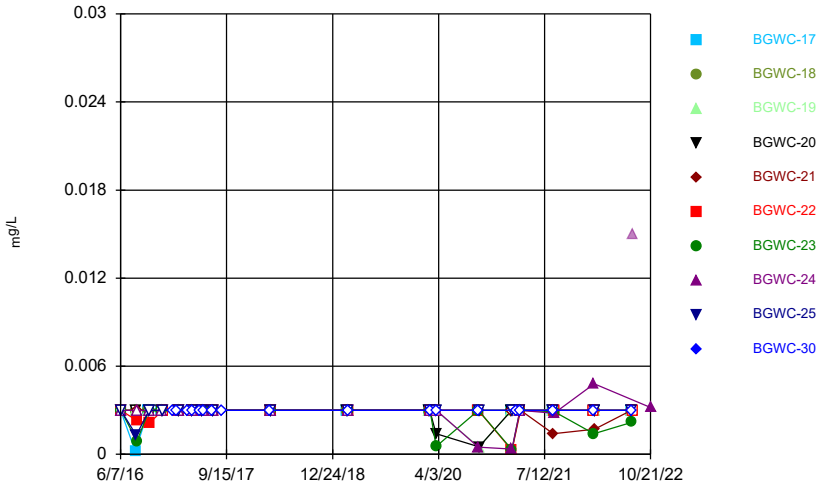

Constituent: Antimony Analysis Run 11/18/2022 2:49 AM View: Constituents View
Plant Bowen Client: Southern Company Data: Bowen AP-1

Sanitas™ v.9.6.35 . UG
Hollow symbols indicate censored values.

Time Series

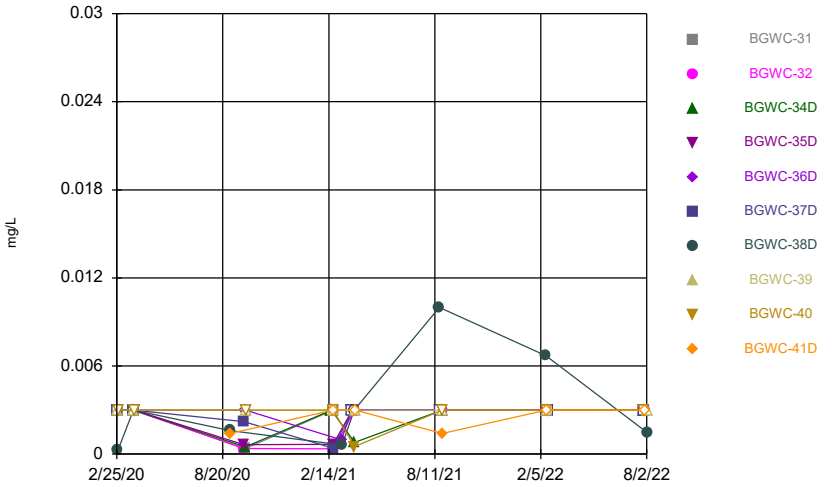

Constituent: Antimony Analysis Run 11/18/2022 2:49 AM View: Constituents View
Plant Bowen Client: Southern Company Data: Bowen AP-1

Sanitas™ v.9.6.35 . UG
Hollow symbols indicate censored values.

Time Series

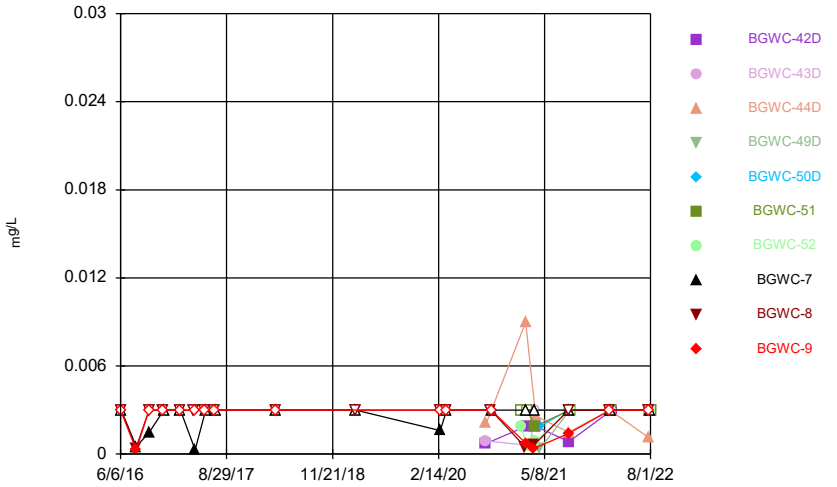

Constituent: Antimony Analysis Run 11/18/2022 2:49 AM View: Constituents View
Plant Bowen Client: Southern Company Data: Bowen AP-1

Sanitas™ v.9.6.35 . UG
Hollow symbols indicate censored values.

Time Series

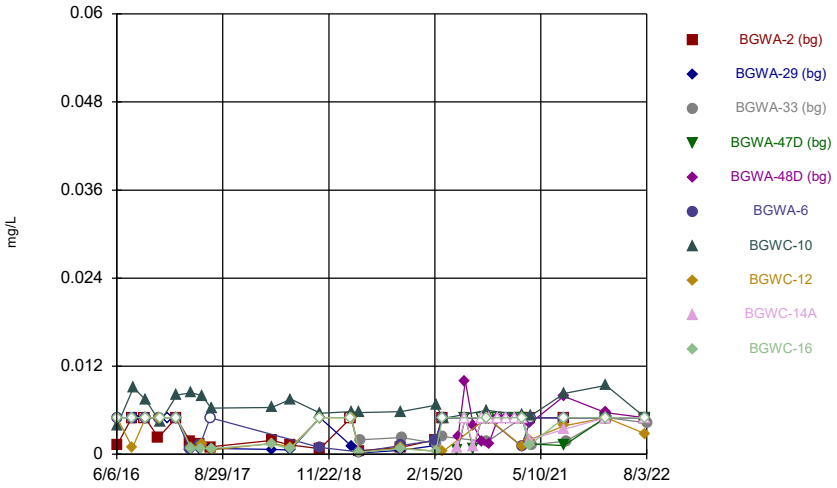

Constituent: Arsenic Analysis Run 11/18/2022 2:49 AM View: Constituents View
Plant Bowen Client: Southern Company Data: Bowen AP-1

Sanitas™ v.9.6.35 . UG
Hollow symbols indicate censored values.

Time Series

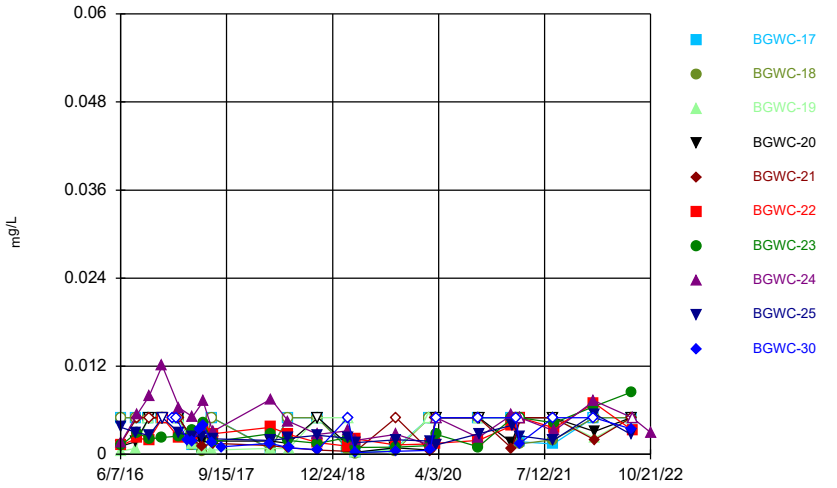

Constituent: Arsenic Analysis Run 11/18/2022 2:49 AM View: Constituents View
Plant Bowen Client: Southern Company Data: Bowen AP-1

Sanitas™ v.9.6.35 . UG
Hollow symbols indicate censored values.

Time Series

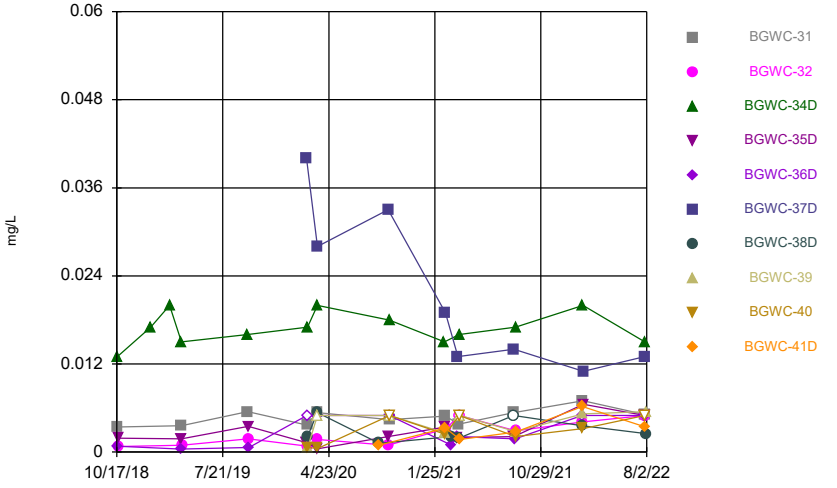

Constituent: Arsenic Analysis Run 11/18/2022 2:49 AM View: Constituents View
Plant Bowen Client: Southern Company Data: Bowen AP-1

Sanitas™ v.9.6.35 . UG
Hollow symbols indicate censored values.

Time Series

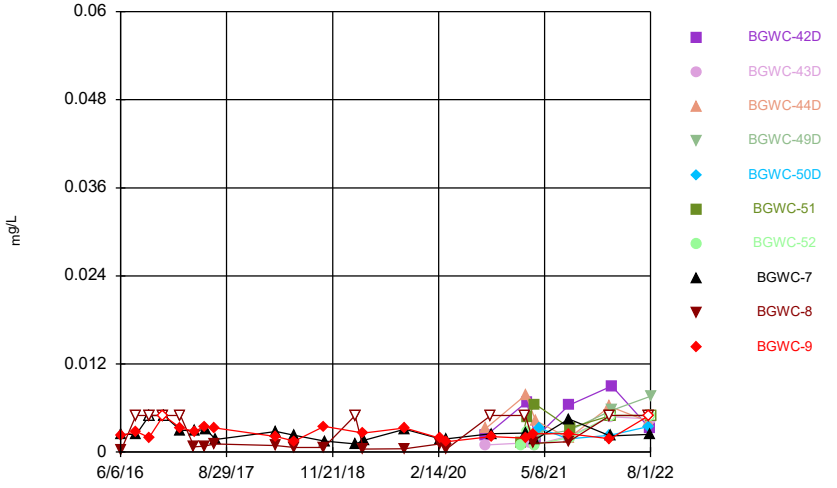

Constituent: Arsenic Analysis Run 11/18/2022 2:49 AM View: Constituents View
Plant Bowen Client: Southern Company Data: Bowen AP-1

Sanitas™ v.9.6.35 . UG

Time Series

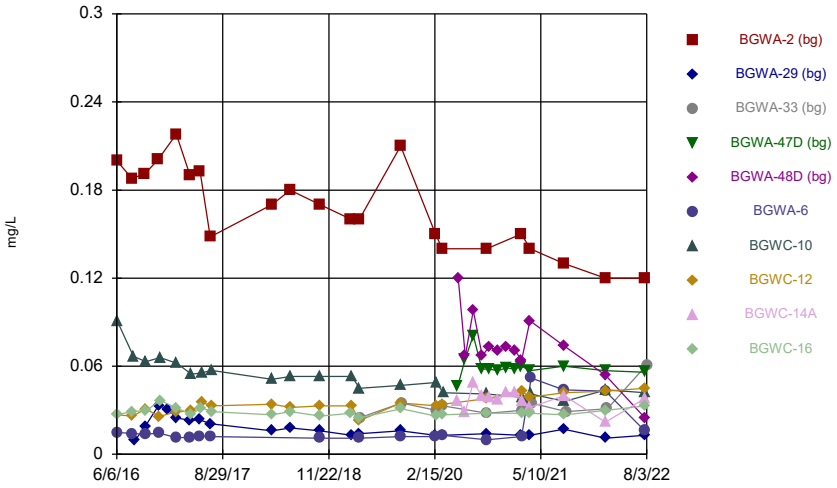

Constituent: Barium Analysis Run 11/18/2022 2:50 AM View: Constituents View
Plant Bowen Client: Southern Company Data: Bowen AP-1

Sanitas™ v.9.6.35 . UG

Time Series

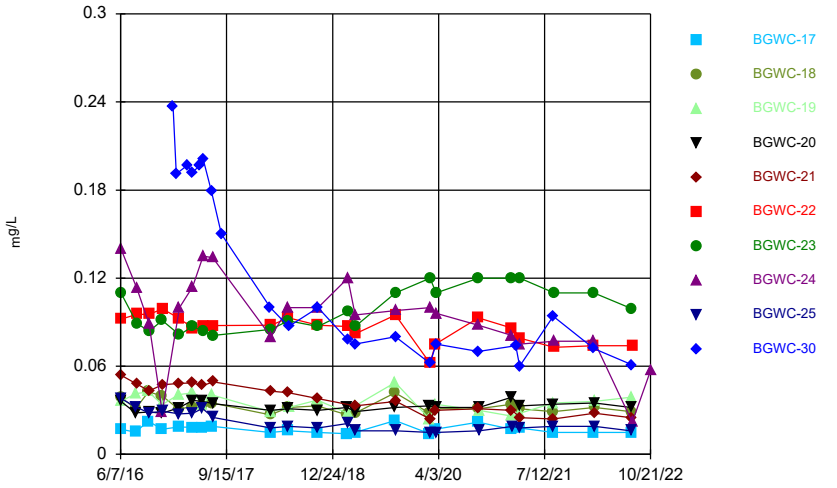

Constituent: Barium Analysis Run 11/18/2022 2:50 AM View: Constituents View
Plant Bowen Client: Southern Company Data: Bowen AP-1

Sanitas™ v.9.6.35 . UG

Time Series

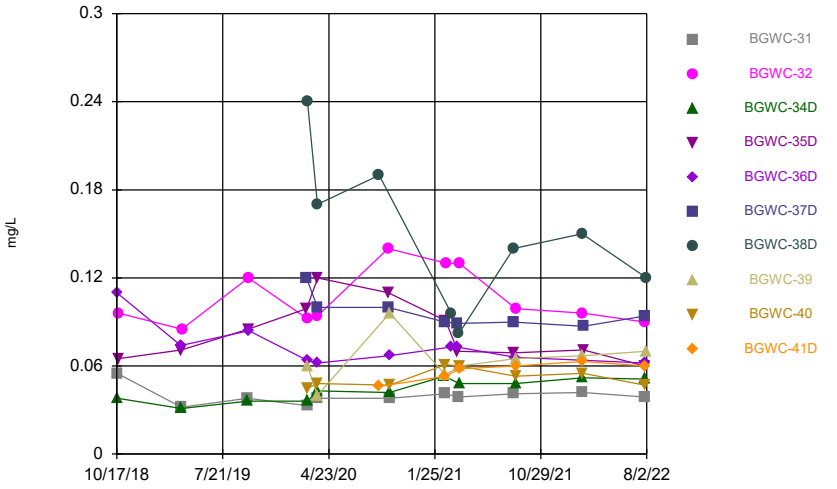

Constituent: Barium Analysis Run 11/18/2022 2:50 AM View: Constituents View
Plant Bowen Client: Southern Company Data: Bowen AP-1

Sanitas™ v.9.6.35 . UG

Time Series

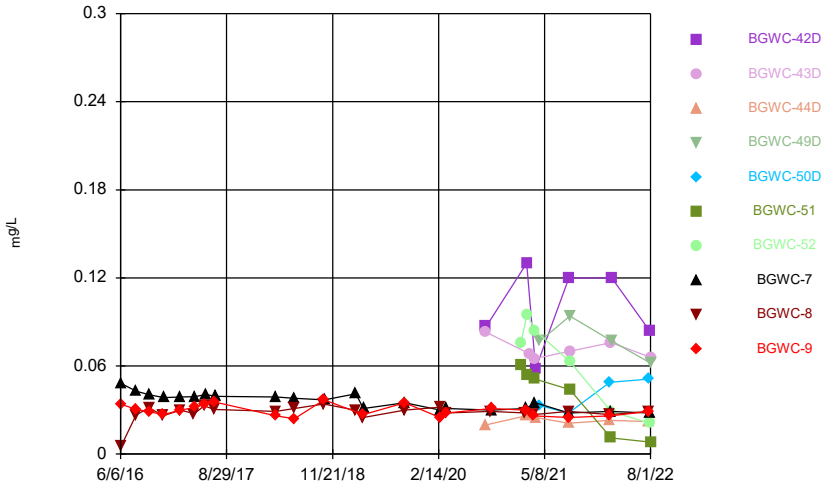

Constituent: Barium Analysis Run 11/18/2022 2:50 AM View: Constituents View
Plant Bowen Client: Southern Company Data: Bowen AP-1

Sanitas™ v.9.6.35 . UG
Hollow symbols indicate censored values.

Time Series

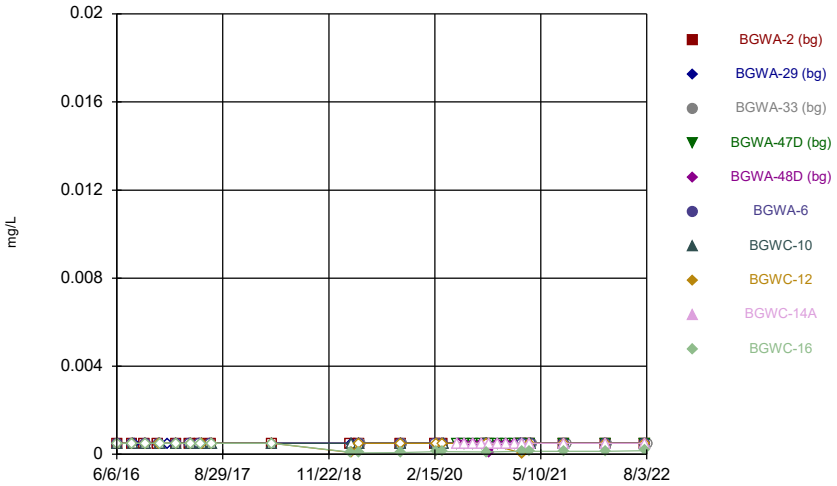

Constituent: Beryllium Analysis Run 11/18/2022 2:50 AM View: Constituents View
Plant Bowen Client: Southern Company Data: Bowen AP-1

Sanitas™ v.9.6.35 . UG
Hollow symbols indicate censored values.

Time Series

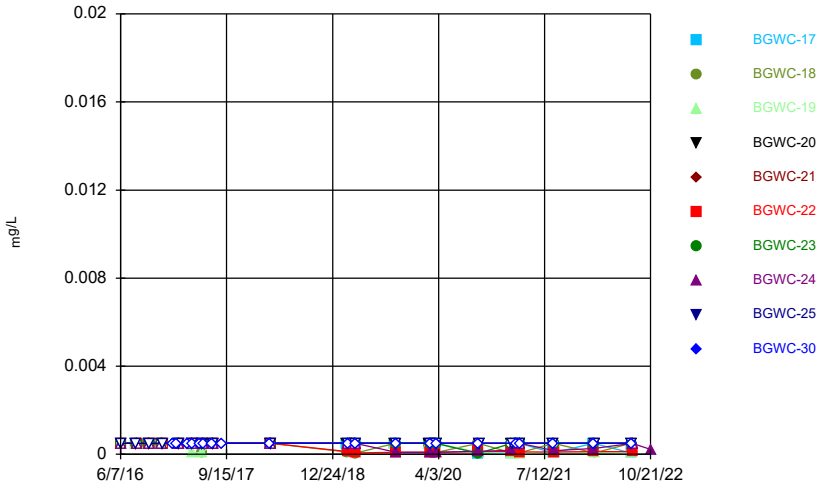

Constituent: Beryllium Analysis Run 11/18/2022 2:50 AM View: Constituents View
Plant Bowen Client: Southern Company Data: Bowen AP-1

Sanitas™ v.9.6.35 . UG
Hollow symbols indicate censored values.

Time Series

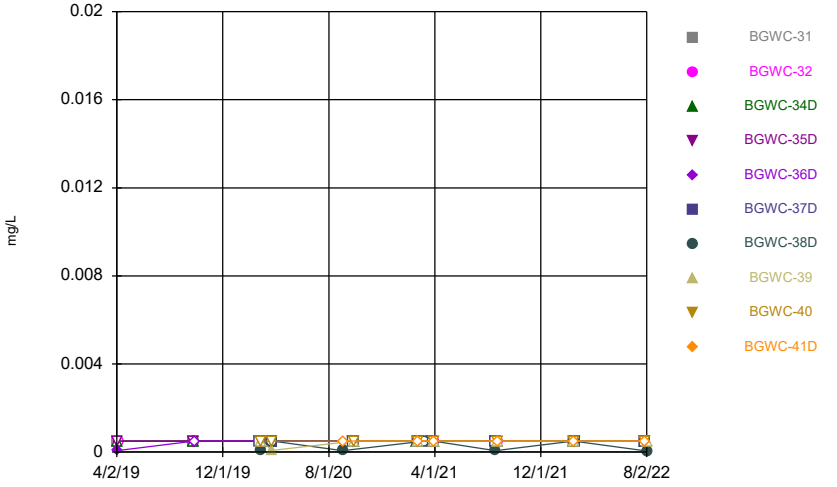

Constituent: Beryllium Analysis Run 11/18/2022 2:50 AM View: Constituents View
Plant Bowen Client: Southern Company Data: Bowen AP-1

Sanitas™ v.9.6.35 . UG
Hollow symbols indicate censored values.

Time Series

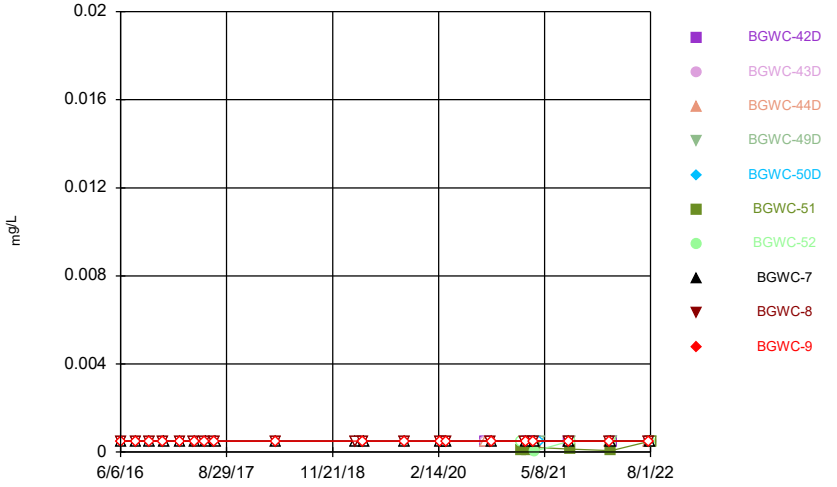

Constituent: Beryllium Analysis Run 11/18/2022 2:50 AM View: Constituents View
Plant Bowen Client: Southern Company Data: Bowen AP-1

Sanitas™ v.9.6.35 . UG
Hollow symbols indicate censored values.

Time Series

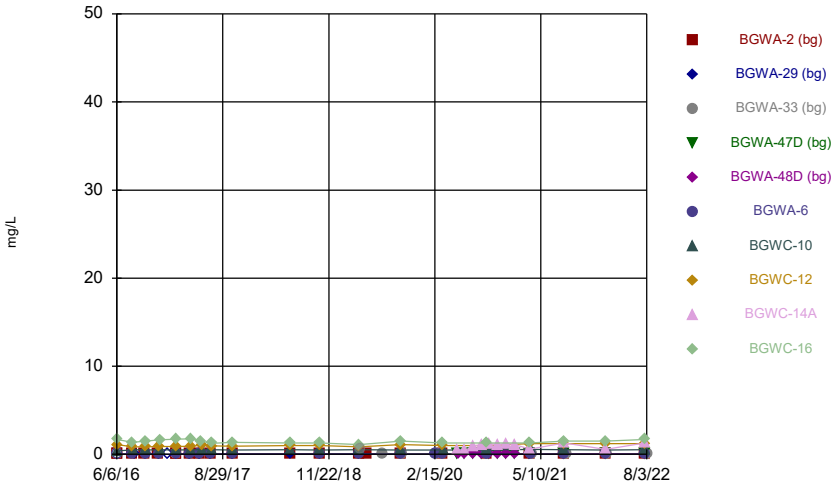

Constituent: Boron Analysis Run 11/18/2022 2:50 AM View: Constituents View
Plant Bowen Client: Southern Company Data: Bowen AP-1

Sanitas™ v.9.6.35 . UG

Time Series

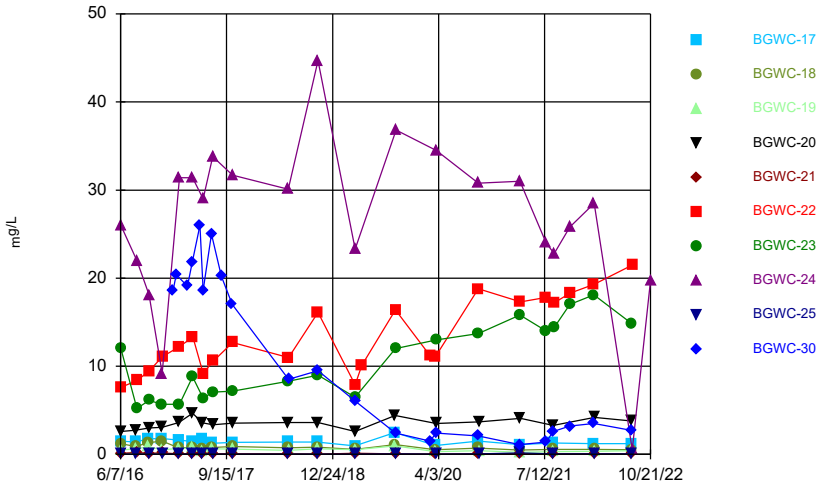

Constituent: Boron Analysis Run 11/18/2022 2:50 AM View: Constituents View
Plant Bowen Client: Southern Company Data: Bowen AP-1

Sanitas™ v.9.6.35 . UG

Time Series

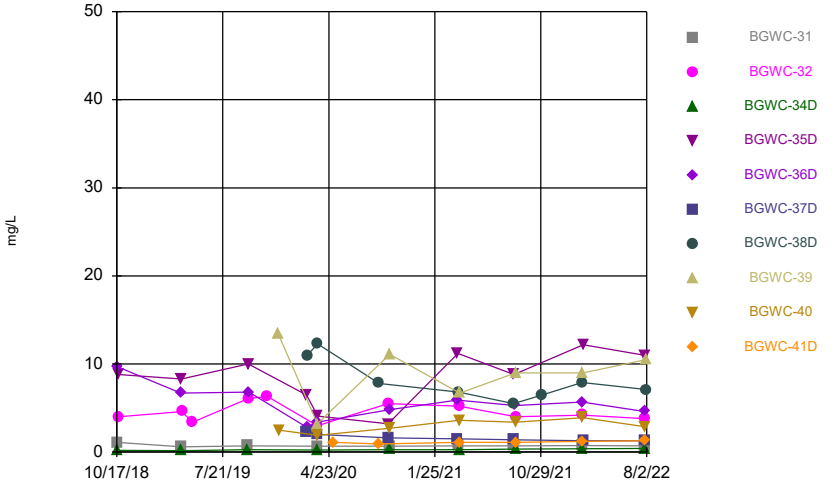

Constituent: Boron Analysis Run 11/18/2022 2:50 AM View: Constituents View
Plant Bowen Client: Southern Company Data: Bowen AP-1

Sanitas™ v.9.6.35 . UG

Time Series

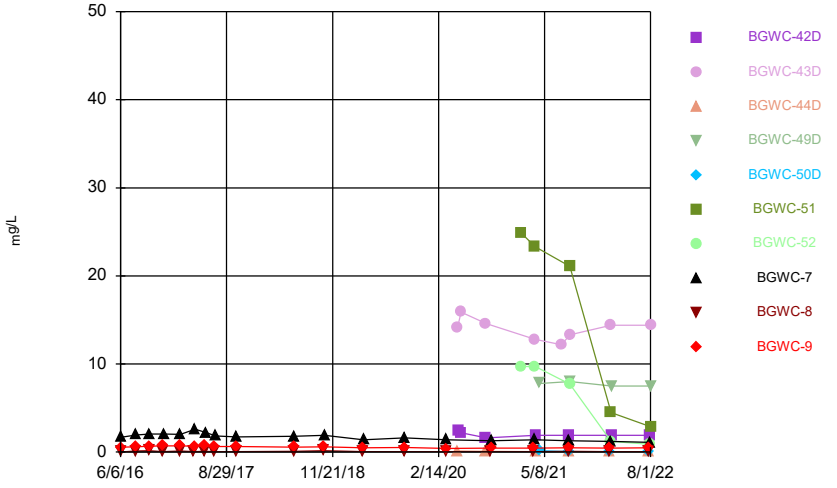

Constituent: Boron Analysis Run 11/18/2022 2:50 AM View: Constituents View
Plant Bowen Client: Southern Company Data: Bowen AP-1

Sanitas™ v.9.6.35 . UG
Hollow symbols indicate censored values.

Time Series

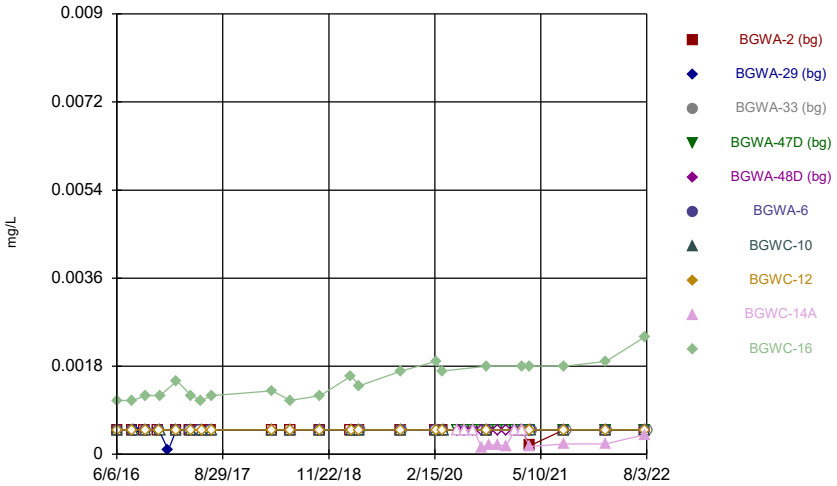

Constituent: Cadmium Analysis Run 11/18/2022 2:50 AM View: Constituents View
Plant Bowen Client: Southern Company Data: Bowen AP-1

Sanitas™ v.9.6.35 . UG
Hollow symbols indicate censored values.

Time Series

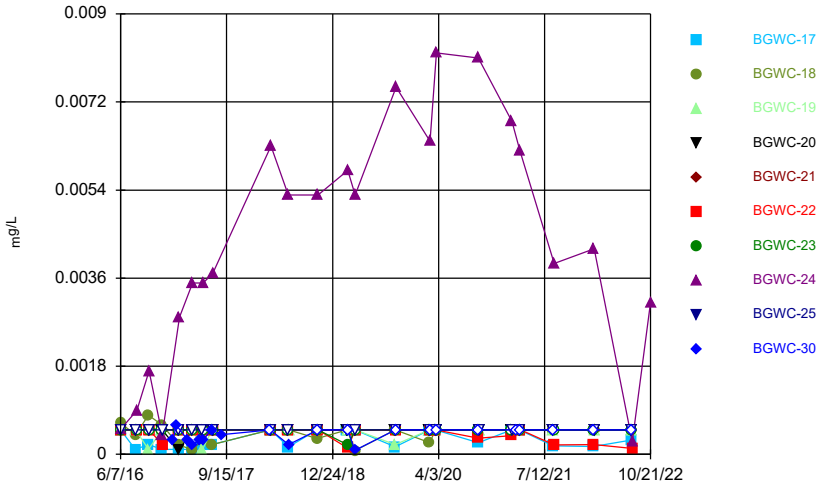

Constituent: Cadmium Analysis Run 11/18/2022 2:50 AM View: Constituents View
Plant Bowen Client: Southern Company Data: Bowen AP-1

Sanitas™ v.9.6.35 . UG
Hollow symbols indicate censored values.

Time Series

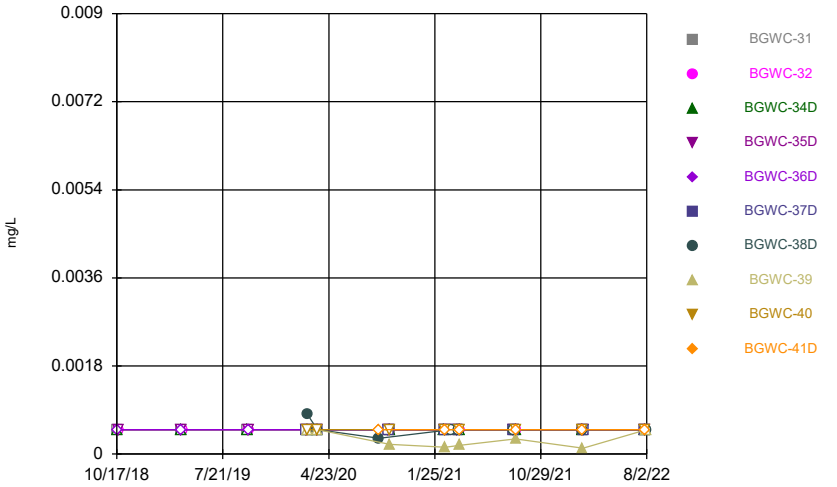

Constituent: Cadmium Analysis Run 11/18/2022 2:50 AM View: Constituents View
Plant Bowen Client: Southern Company Data: Bowen AP-1

Sanitas™ v.9.6.35 . UG
Hollow symbols indicate censored values.

Time Series

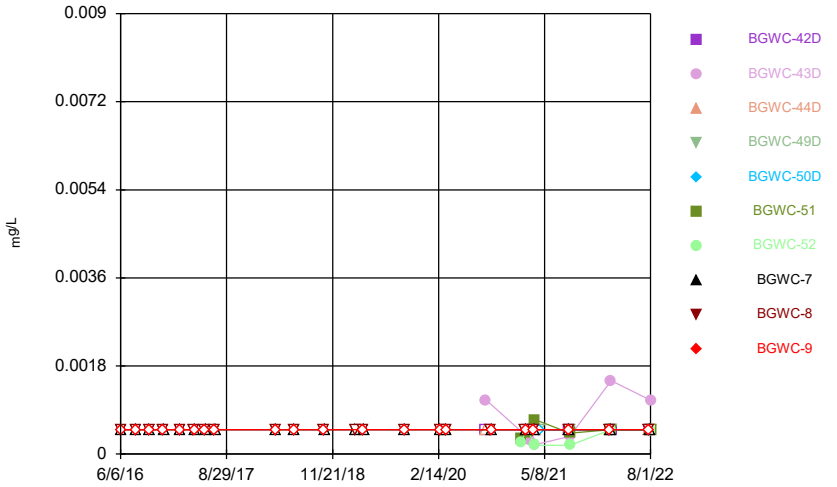

Constituent: Cadmium Analysis Run 11/18/2022 2:50 AM View: Constituents View
Plant Bowen Client: Southern Company Data: Bowen AP-1

Sanitas™ v.9.6.35 . UG

Time Series

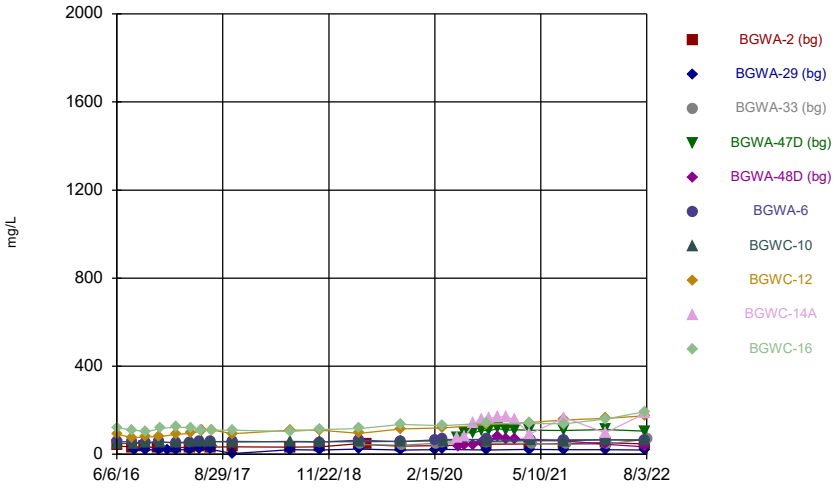

Constituent: Calcium Analysis Run 11/18/2022 2:50 AM View: Constituents View
Plant Bowen Client: Southern Company Data: Bowen AP-1

Sanitas™ v.9.6.35 . UG

Time Series

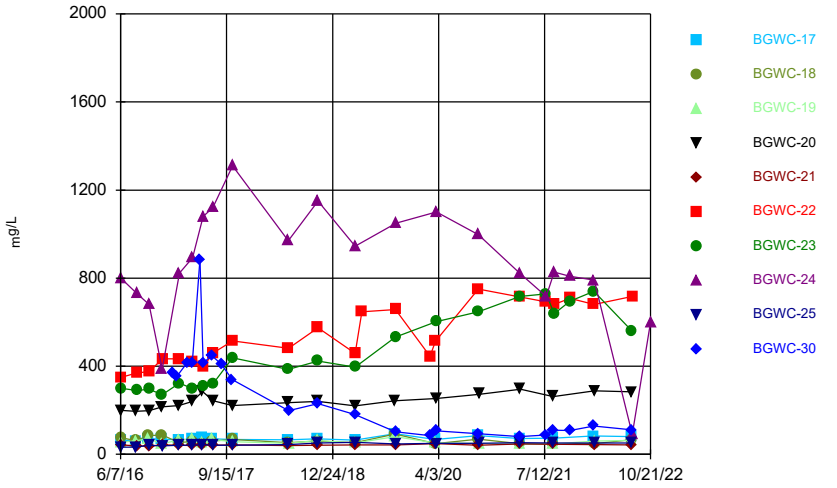

Constituent: Calcium Analysis Run 11/18/2022 2:50 AM View: Constituents View
Plant Bowen Client: Southern Company Data: Bowen AP-1

Sanitas™ v.9.6.35 . UG

Time Series

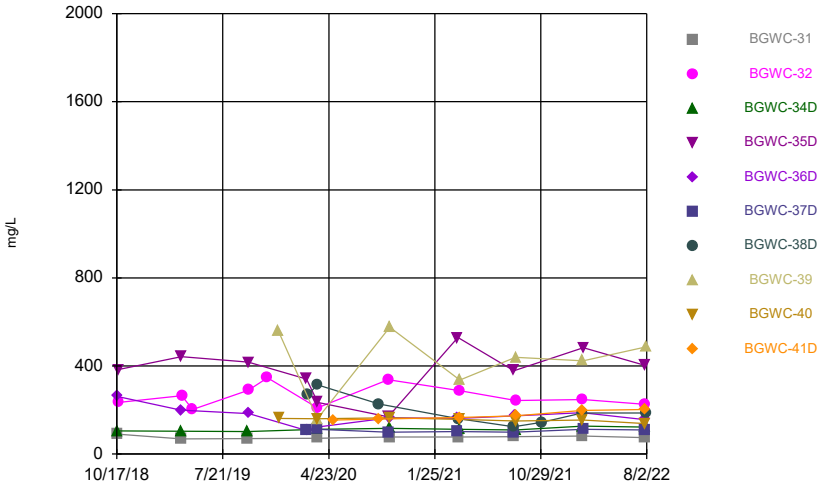

Constituent: Calcium Analysis Run 11/18/2022 2:50 AM View: Constituents View
Plant Bowen Client: Southern Company Data: Bowen AP-1

Sanitas™ v.9.6.35 . UG

Time Series

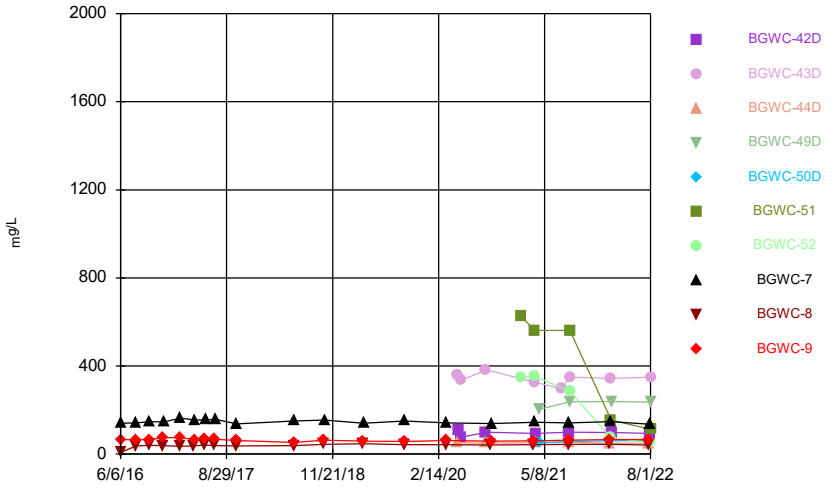

Constituent: Calcium Analysis Run 11/18/2022 2:50 AM View: Constituents View
Plant Bowen Client: Southern Company Data: Bowen AP-1

Sanitas™ v.9.6.35 . UG

Time Series

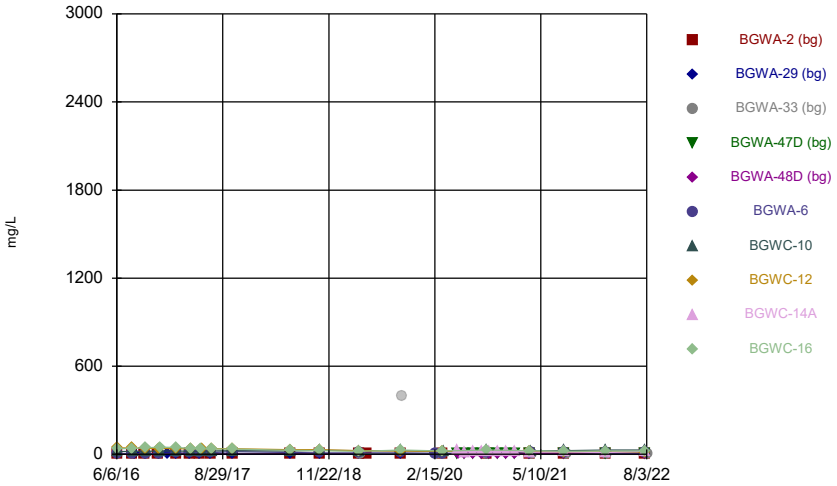

Constituent: Chloride Analysis Run 11/18/2022 2:50 AM View: Constituents View
Plant Bowen Client: Southern Company Data: Bowen AP-1

Sanitas™ v.9.6.35 . UG

Time Series

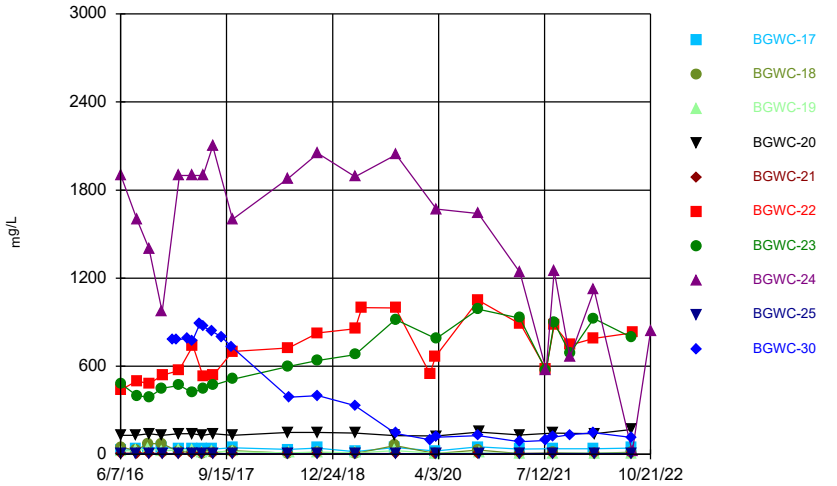

Constituent: Chloride Analysis Run 11/18/2022 2:50 AM View: Constituents View
Plant Bowen Client: Southern Company Data: Bowen AP-1

Sanitas™ v.9.6.35 . UG

Time Series

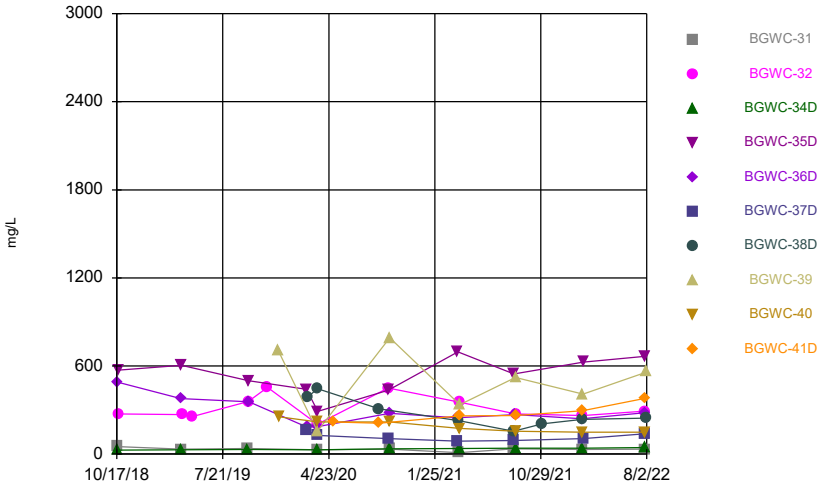

Constituent: Chloride Analysis Run 11/18/2022 2:50 AM View: Constituents View
Plant Bowen Client: Southern Company Data: Bowen AP-1

Sanitas™ v.9.6.35 . UG

Time Series

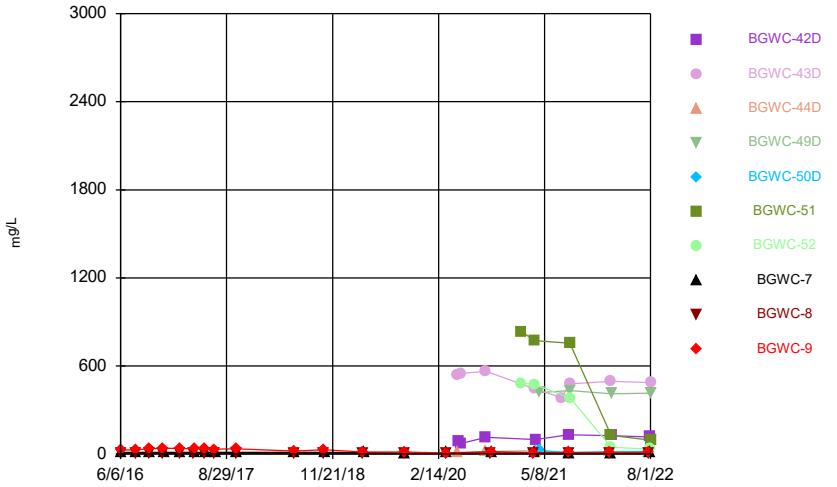

Constituent: Chloride Analysis Run 11/18/2022 2:50 AM View: Constituents View
Plant Bowen Client: Southern Company Data: Bowen AP-1

Sanitas™ v.9.6.35 . UG
Hollow symbols indicate censored values.

Time Series

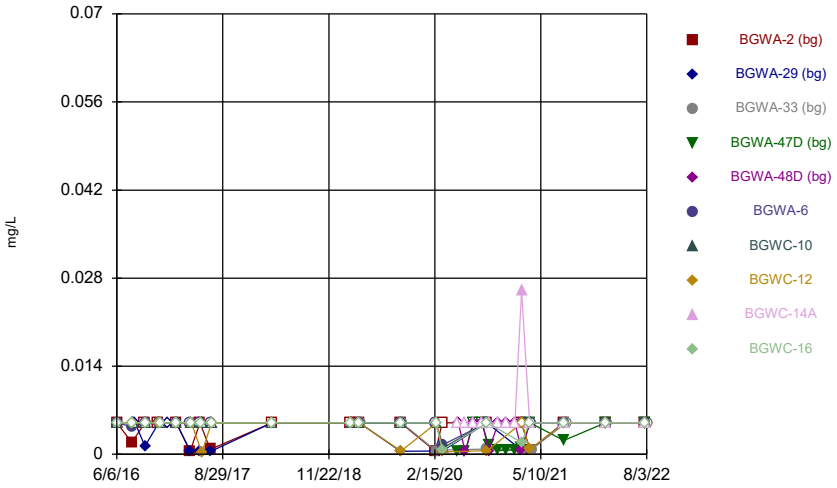

Constituent: Chromium Analysis Run 11/18/2022 2:50 AM View: Constituents View
Plant Bowen Client: Southern Company Data: Bowen AP-1

Sanitas™ v.9.6.35 . UG
Hollow symbols indicate censored values.

Time Series

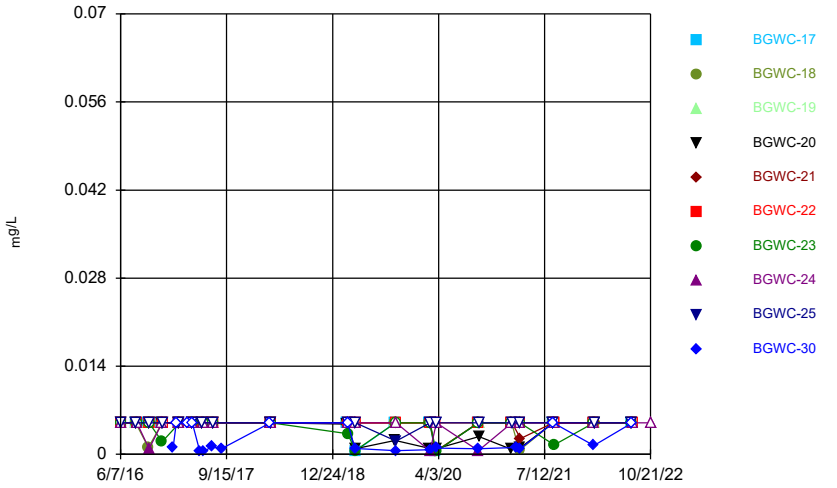

Constituent: Chromium Analysis Run 11/18/2022 2:50 AM View: Constituents View
Plant Bowen Client: Southern Company Data: Bowen AP-1

Sanitas™ v.9.6.35 . UG
Hollow symbols indicate censored values.

Time Series

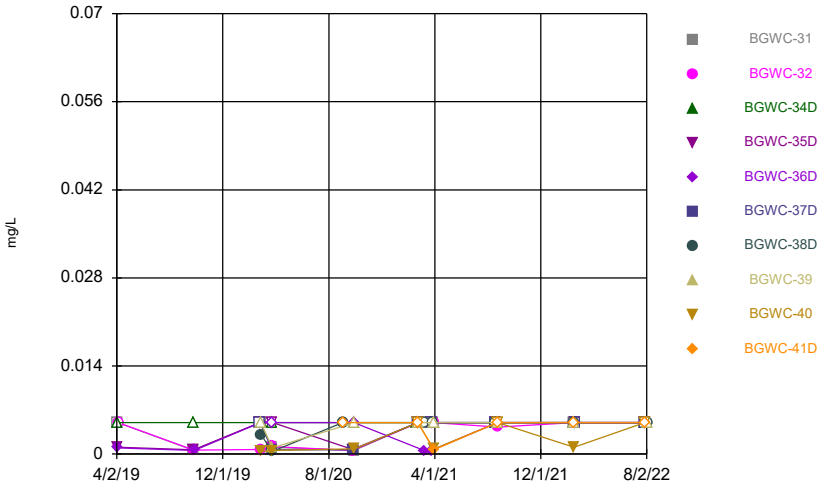

Constituent: Chromium Analysis Run 11/18/2022 2:50 AM View: Constituents View
Plant Bowen Client: Southern Company Data: Bowen AP-1

Sanitas™ v.9.6.35 . UG
Hollow symbols indicate censored values.

Time Series

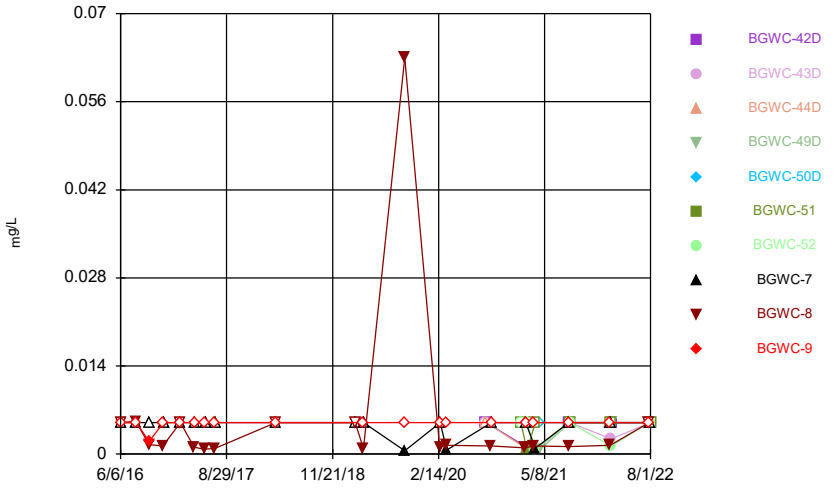

Constituent: Chromium Analysis Run 11/18/2022 2:50 AM View: Constituents View
Plant Bowen Client: Southern Company Data: Bowen AP-1

Sanitas™ v.9.6.35 . UG
Hollow symbols indicate censored values.

Time Series

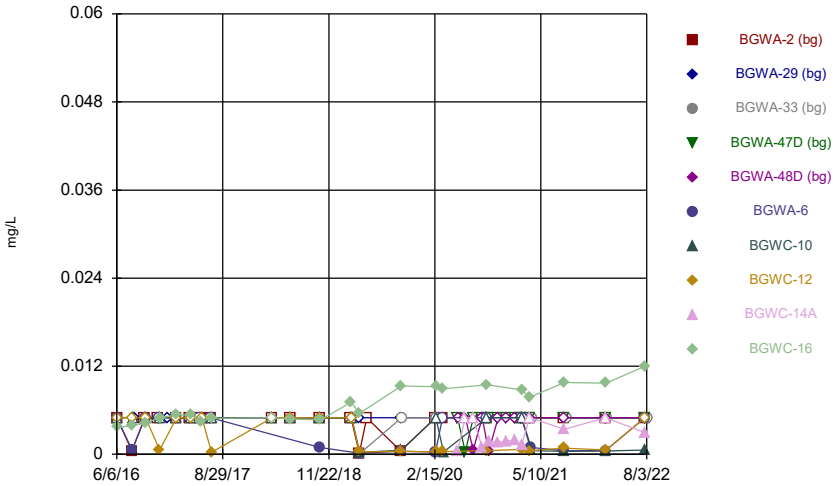

Constituent: Cobalt Analysis Run 11/18/2022 2:50 AM View: Constituents View
Plant Bowen Client: Southern Company Data: Bowen AP-1

Sanitas™ v.9.6.35 . UG
Hollow symbols indicate censored values.

Time Series

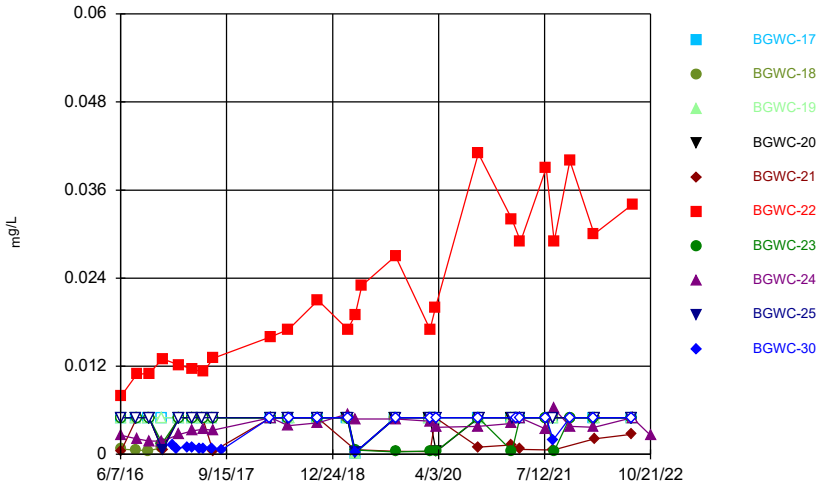

Constituent: Cobalt Analysis Run 11/18/2022 2:50 AM View: Constituents View
Plant Bowen Client: Southern Company Data: Bowen AP-1

Sanitas™ v.9.6.35 . UG
Hollow symbols indicate censored values.

Time Series

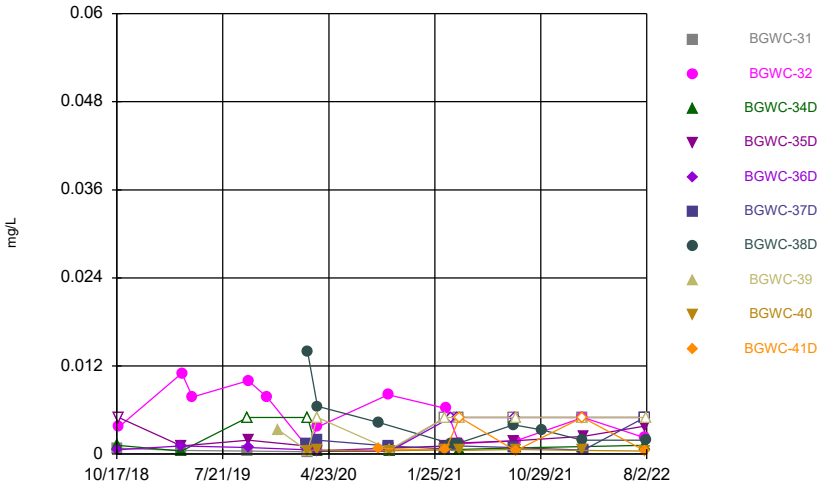

Constituent: Cobalt Analysis Run 11/18/2022 2:50 AM View: Constituents View
Plant Bowen Client: Southern Company Data: Bowen AP-1

Sanitas™ v.9.6.35 . UG
Hollow symbols indicate censored values.

Time Series

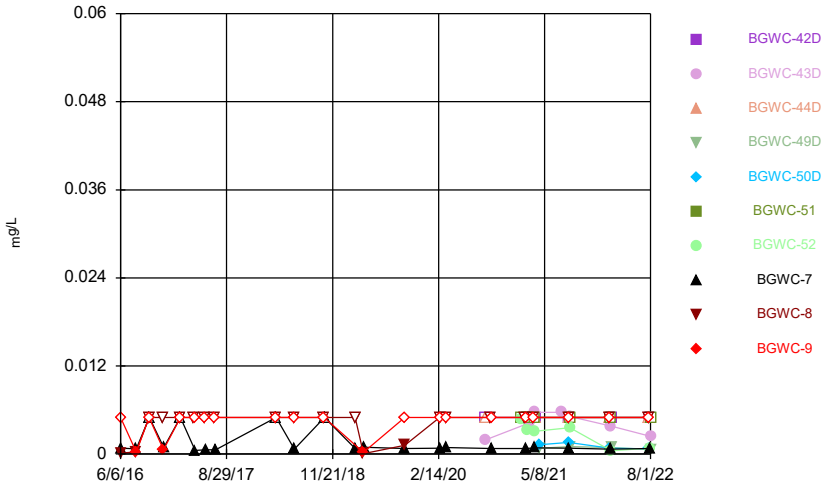

Constituent: Cobalt Analysis Run 11/18/2022 2:50 AM View: Constituents View
Plant Bowen Client: Southern Company Data: Bowen AP-1

Sanitas™ v.9.6.35 . UG

Time Series

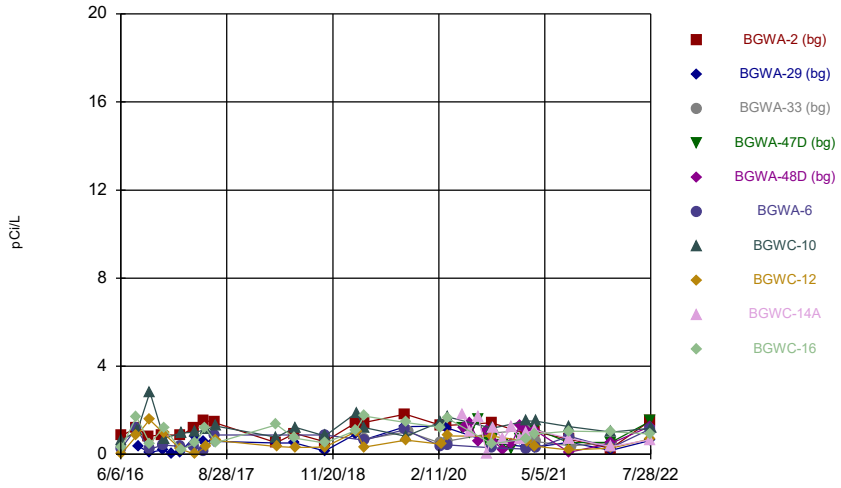

Constituent: Combined Radium 226 + 228 Analysis Run 11/18/2022 2:50 AM View: Constituents View
Plant Bowen Client: Southern Company Data: Bowen AP-1

Sanitas™ v.9.6.35 . UG

Time Series

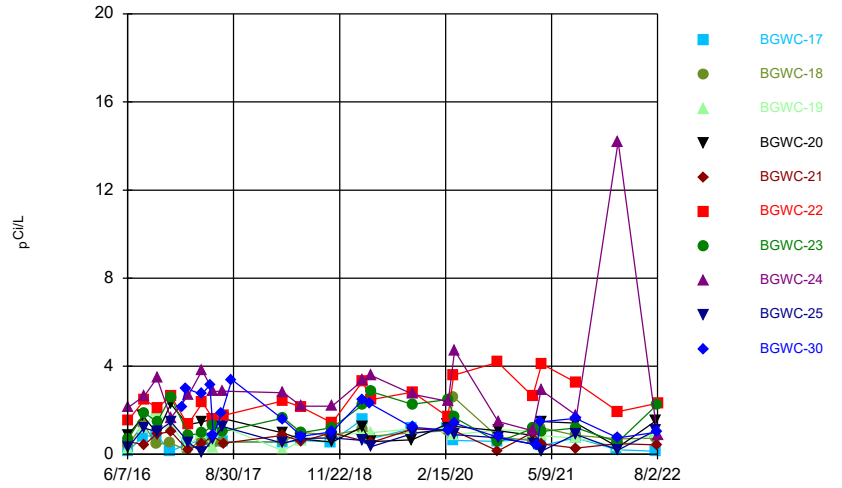

Constituent: Combined Radium 226 + 228 Analysis Run 11/18/2022 2:50 AM View: Constituents View
Plant Bowen Client: Southern Company Data: Bowen AP-1

Sanitas™ v.9.6.35 . UG

Time Series

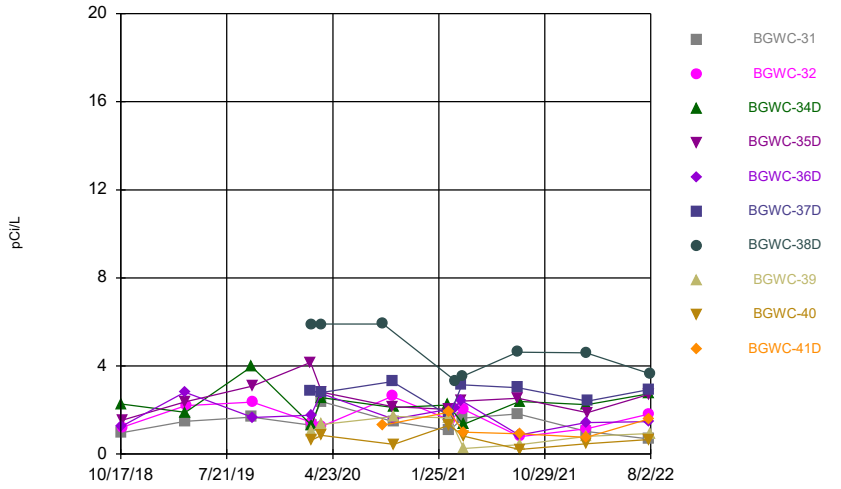

Constituent: Combined Radium 226 + 228 Analysis Run 11/18/2022 2:50 AM View: Constituents View
Plant Bowen Client: Southern Company Data: Bowen AP-1

Sanitas™ v.9.6.35 . UG

Time Series

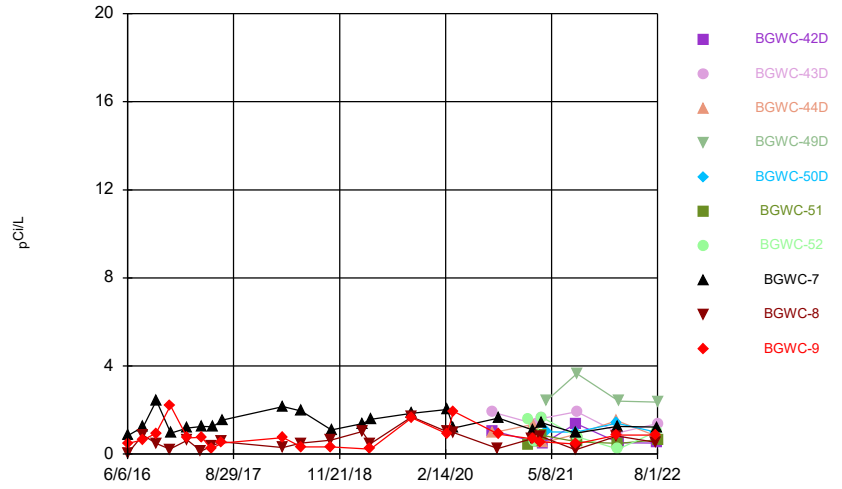

Constituent: Combined Radium 226 + 228 Analysis Run 11/18/2022 2:50 AM View: Constituents View
Plant Bowen Client: Southern Company Data: Bowen AP-1

Sanitas™ v.9.6.35 . UG
Hollow symbols indicate censored values.

Time Series

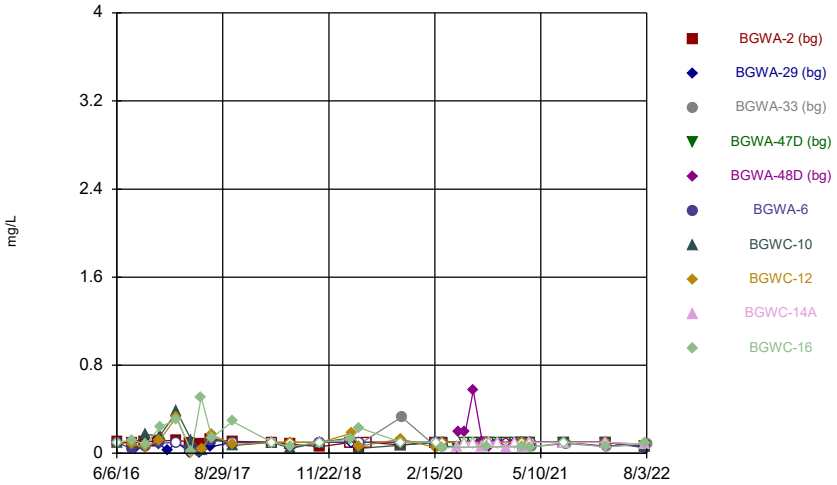

Constituent: Fluoride Analysis Run 11/18/2022 2:50 AM View: Constituents View
Plant Bowen Client: Southern Company Data: Bowen AP-1

Sanitas™ v.9.6.35 . UG
Hollow symbols indicate censored values.

Time Series

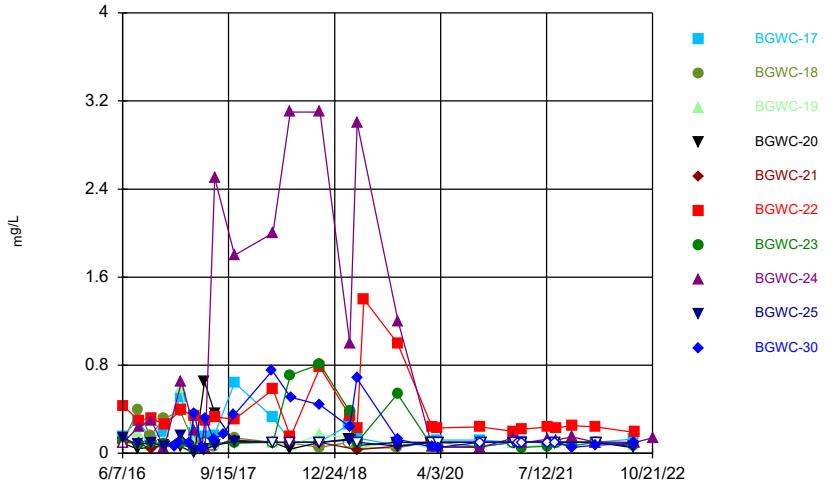

Constituent: Fluoride Analysis Run 11/18/2022 2:50 AM View: Constituents View
Plant Bowen Client: Southern Company Data: Bowen AP-1

Sanitas™ v.9.6.35 . UG
Hollow symbols indicate censored values.

Time Series

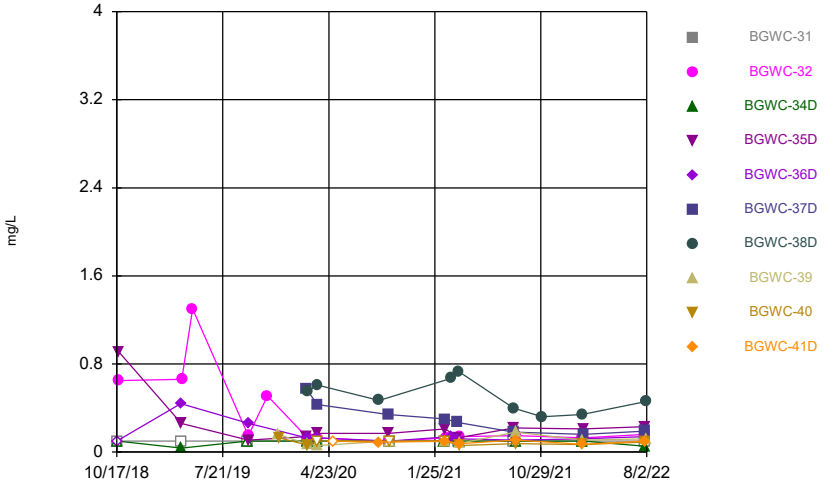

Constituent: Fluoride Analysis Run 11/18/2022 2:51 AM View: Constituents View
Plant Bowen Client: Southern Company Data: Bowen AP-1

Sanitas™ v.9.6.35 . UG
Hollow symbols indicate censored values.

Time Series

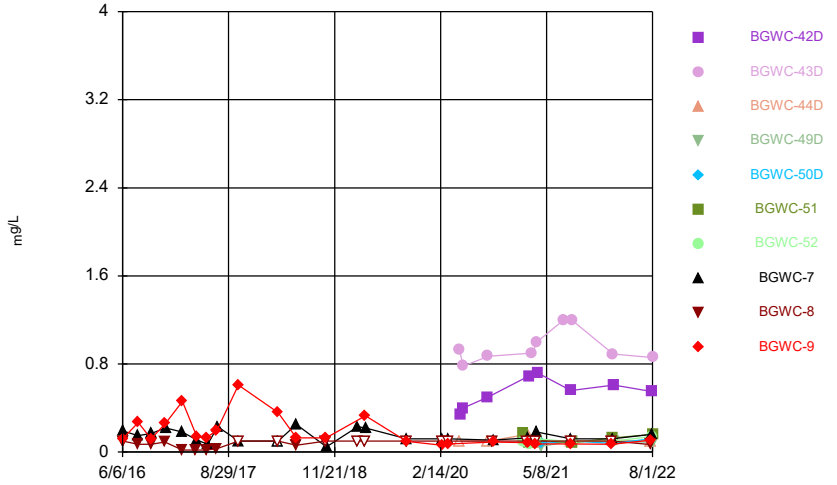

Constituent: Fluoride Analysis Run 11/18/2022 2:51 AM View: Constituents View
Plant Bowen Client: Southern Company Data: Bowen AP-1

Sanitas™ v.9.6.35 . UG
Hollow symbols indicate censored values.

Time Series

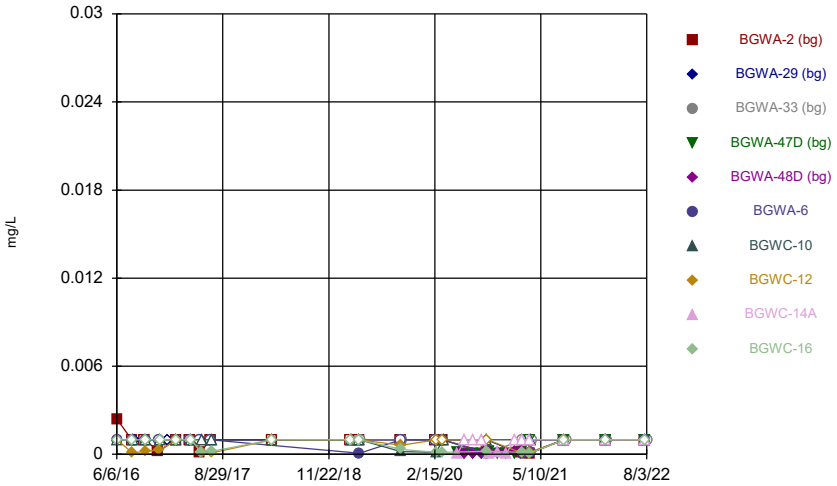

Constituent: Lead Analysis Run 11/18/2022 2:51 AM View: Constituents View
Plant Bowen Client: Southern Company Data: Bowen AP-1

Sanitas™ v.9.6.35 . UG
Hollow symbols indicate censored values.

Time Series

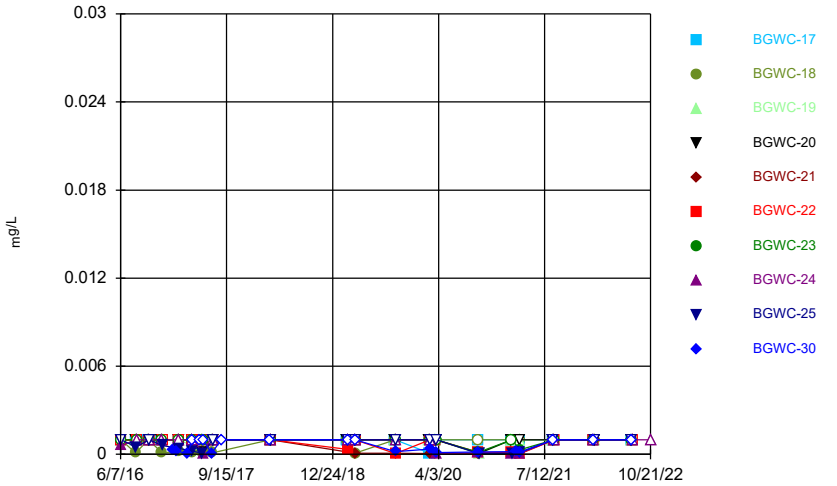

Constituent: Lead Analysis Run 11/18/2022 2:51 AM View: Constituents View
Plant Bowen Client: Southern Company Data: Bowen AP-1

Sanitas™ v.9.6.35 . UG
Hollow symbols indicate censored values.

Time Series

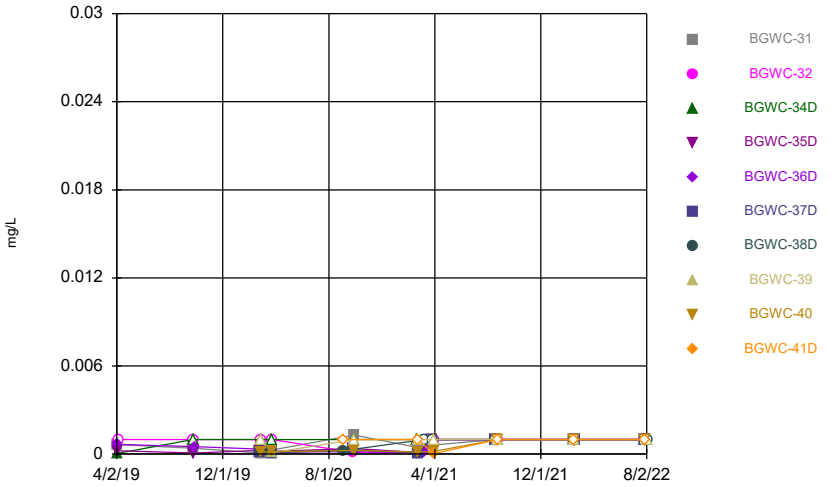

Constituent: Lead Analysis Run 11/18/2022 2:51 AM View: Constituents View
Plant Bowen Client: Southern Company Data: Bowen AP-1

Sanitas™ v.9.6.35 . UG
Hollow symbols indicate censored values.

Time Series

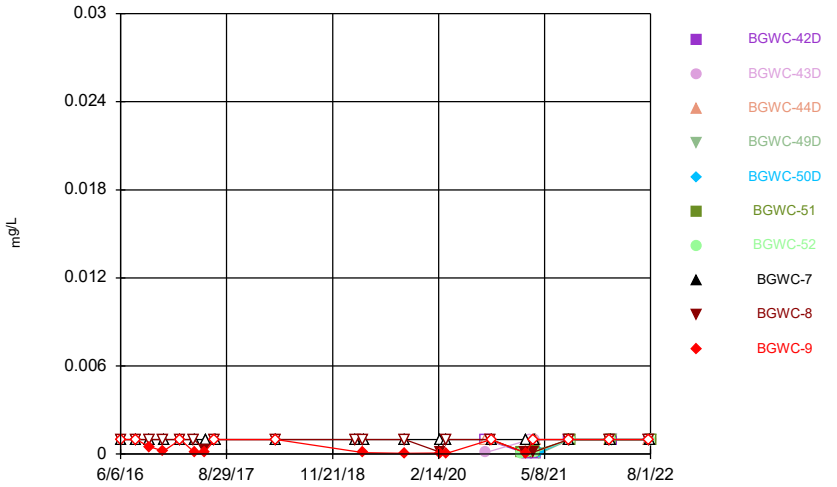

Constituent: Lead Analysis Run 11/18/2022 2:51 AM View: Constituents View
Plant Bowen Client: Southern Company Data: Bowen AP-1

Sanitas™ v.9.6.35 . UG
Hollow symbols indicate censored values.

Time Series

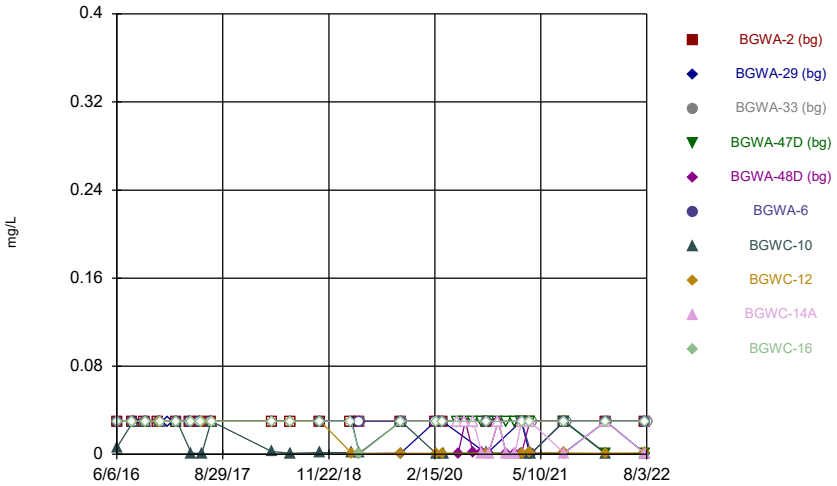

Constituent: Lithium Analysis Run 11/18/2022 2:51 AM View: Constituents View
Plant Bowen Client: Southern Company Data: Bowen AP-1

Sanitas™ v.9.6.35 . UG
Hollow symbols indicate censored values.

Time Series

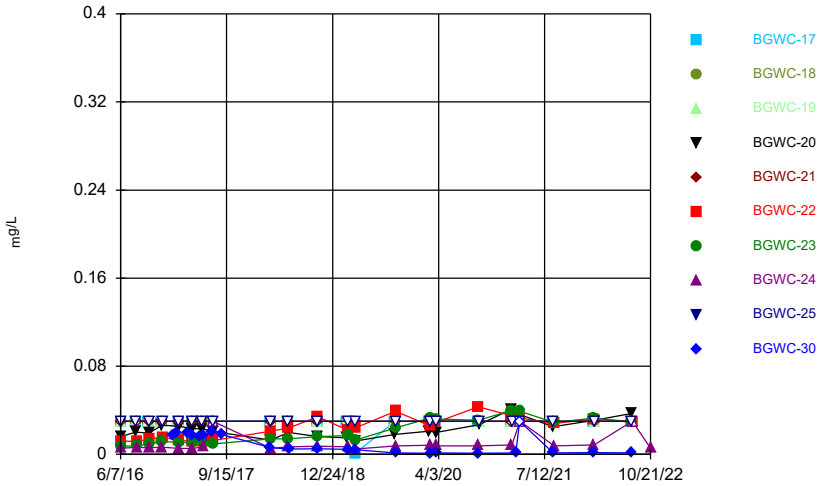

Constituent: Lithium Analysis Run 11/18/2022 2:51 AM View: Constituents View
Plant Bowen Client: Southern Company Data: Bowen AP-1

Sanitas™ v.9.6.35 . UG
Hollow symbols indicate censored values.

Time Series

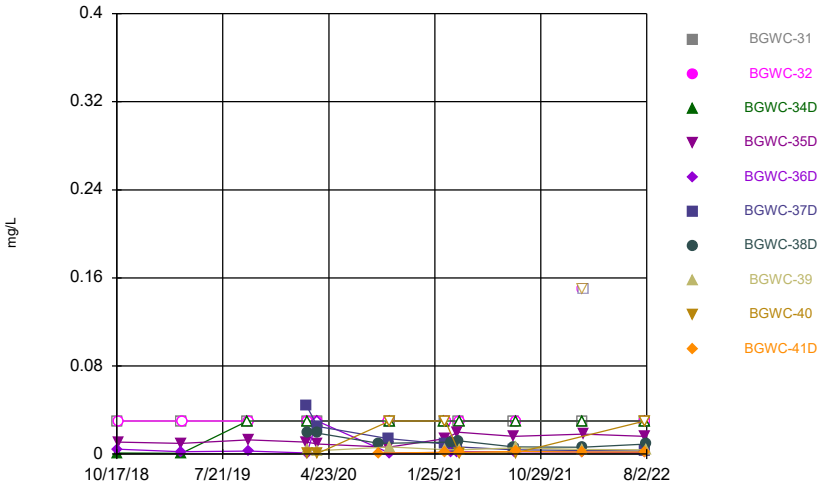

Constituent: Lithium Analysis Run 11/18/2022 2:51 AM View: Constituents View
Plant Bowen Client: Southern Company Data: Bowen AP-1

Sanitas™ v.9.6.35 . UG
Hollow symbols indicate censored values.

Time Series

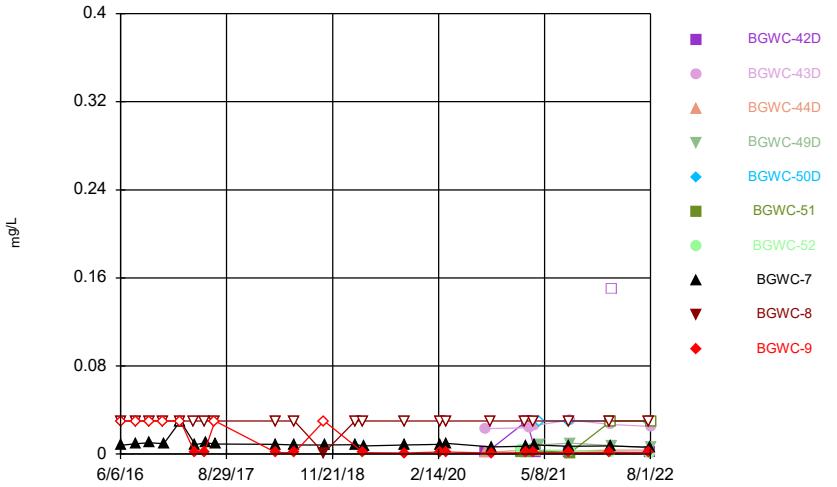

Constituent: Lithium Analysis Run 11/18/2022 2:51 AM View: Constituents View
Plant Bowen Client: Southern Company Data: Bowen AP-1

Sanitas™ v.9.6.35 . UG
Hollow symbols indicate censored values.

Time Series

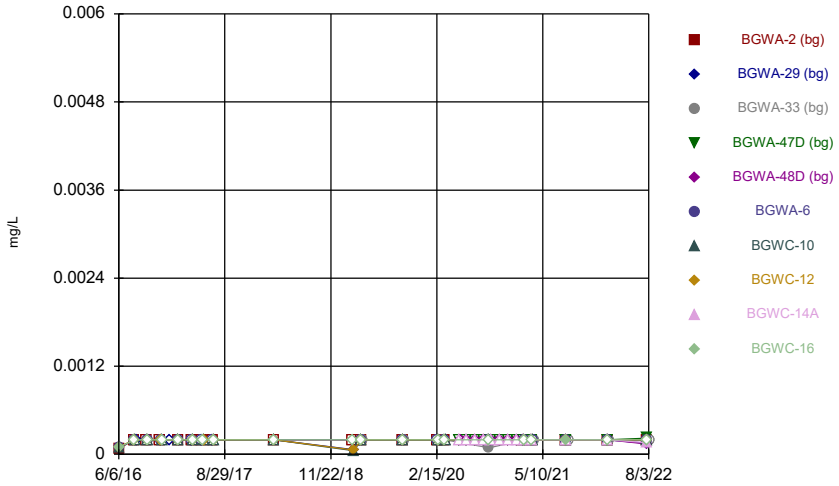

Constituent: Mercury Analysis Run 11/18/2022 2:51 AM View: Constituents View
Plant Bowen Client: Southern Company Data: Bowen AP-1

Sanitas™ v.9.6.35 . UG
Hollow symbols indicate censored values.

Time Series

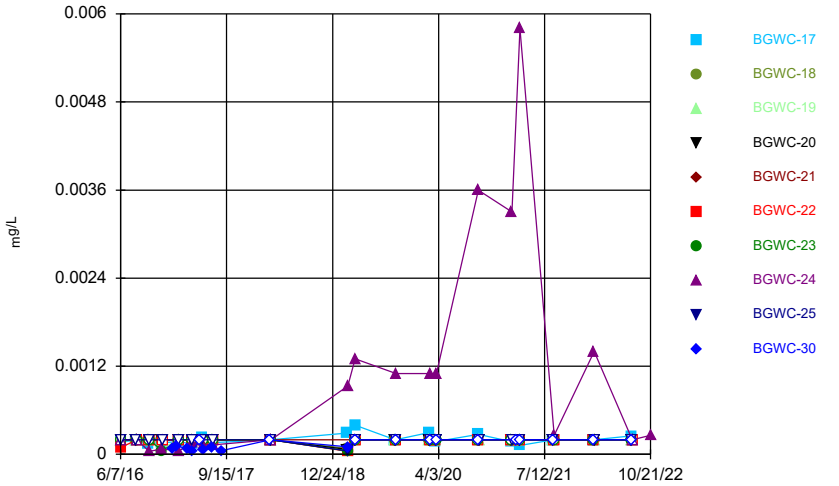

Constituent: Mercury Analysis Run 11/18/2022 2:51 AM View: Constituents View
Plant Bowen Client: Southern Company Data: Bowen AP-1

Sanitas™ v.9.6.35 . UG
Hollow symbols indicate censored values.

Time Series

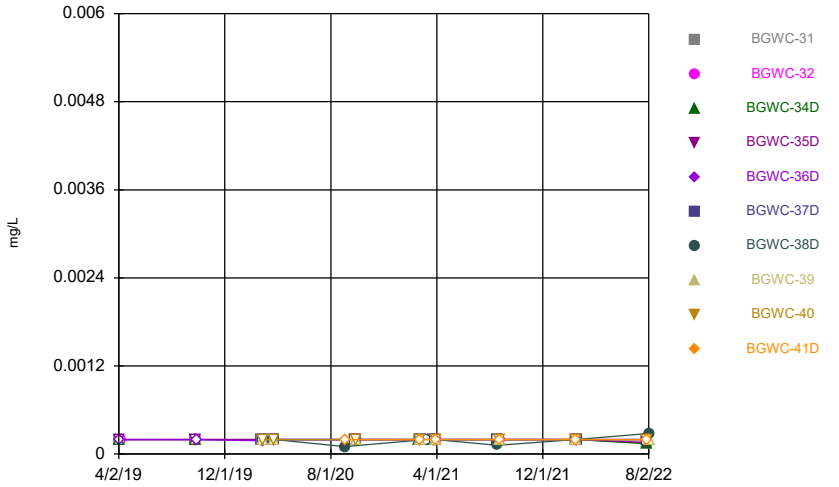

Constituent: Mercury Analysis Run 11/18/2022 2:51 AM View: Constituents View
Plant Bowen Client: Southern Company Data: Bowen AP-1

Sanitas™ v.9.6.35 . UG
Hollow symbols indicate censored values.

Time Series

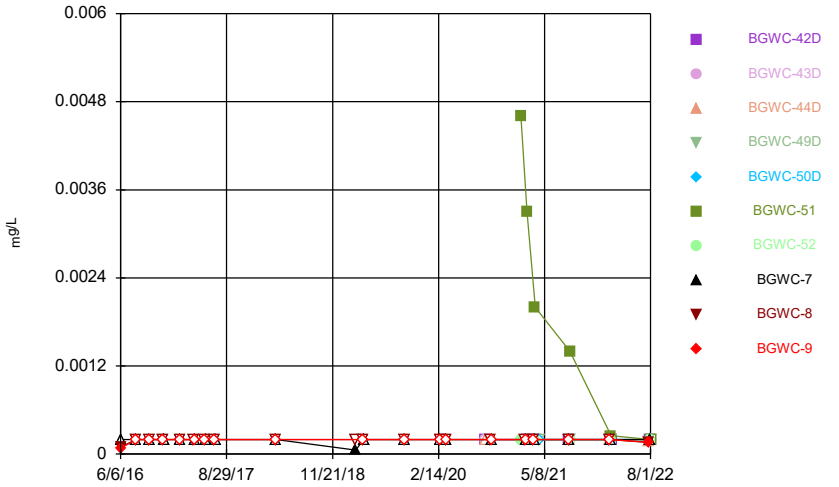

Constituent: Mercury Analysis Run 11/18/2022 2:51 AM View: Constituents View
Plant Bowen Client: Southern Company Data: Bowen AP-1

Sanitas™ v.9.6.35 . UG
Hollow symbols indicate censored values.

Time Series

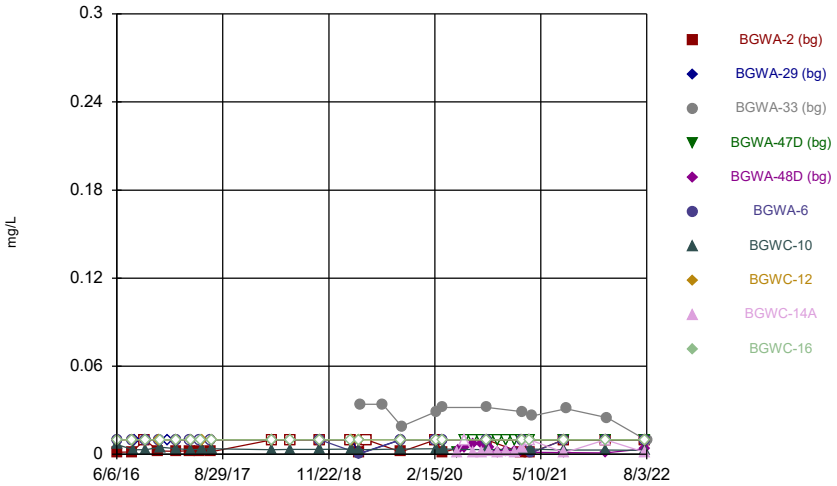

Constituent: Molybdenum Analysis Run 11/18/2022 2:51 AM View: Constituents View
Plant Bowen Client: Southern Company Data: Bowen AP-1

Sanitas™ v.9.6.35 . UG
Hollow symbols indicate censored values.

Time Series

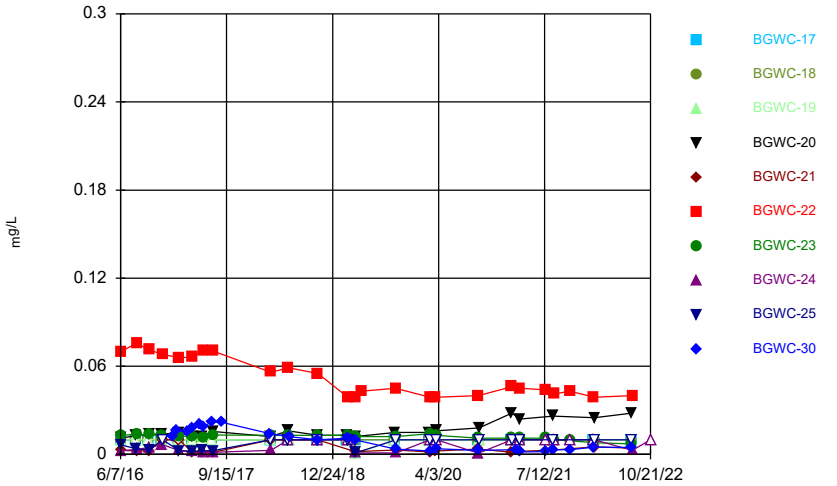

Constituent: Molybdenum Analysis Run 11/18/2022 2:51 AM View: Constituents View
Plant Bowen Client: Southern Company Data: Bowen AP-1

Sanitas™ v.9.6.35 . UG
Hollow symbols indicate censored values.

Time Series

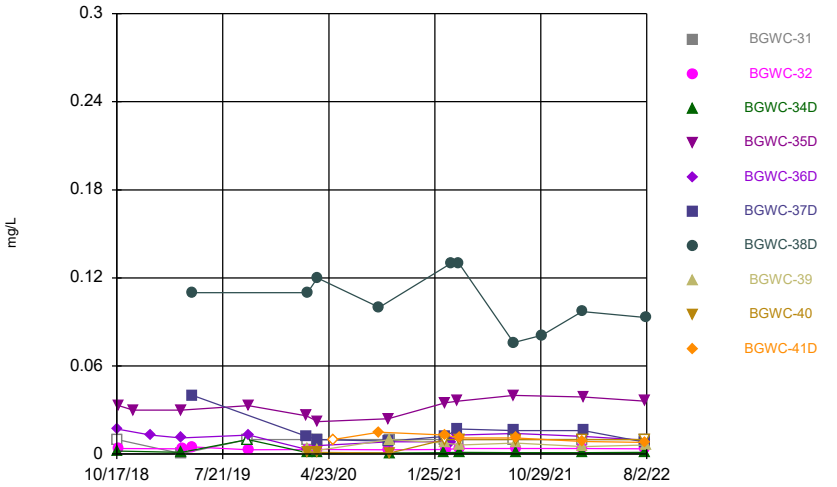

Constituent: Molybdenum Analysis Run 11/18/2022 2:51 AM View: Constituents View
Plant Bowen Client: Southern Company Data: Bowen AP-1

Sanitas™ v.9.6.35 . UG
Hollow symbols indicate censored values.

Time Series

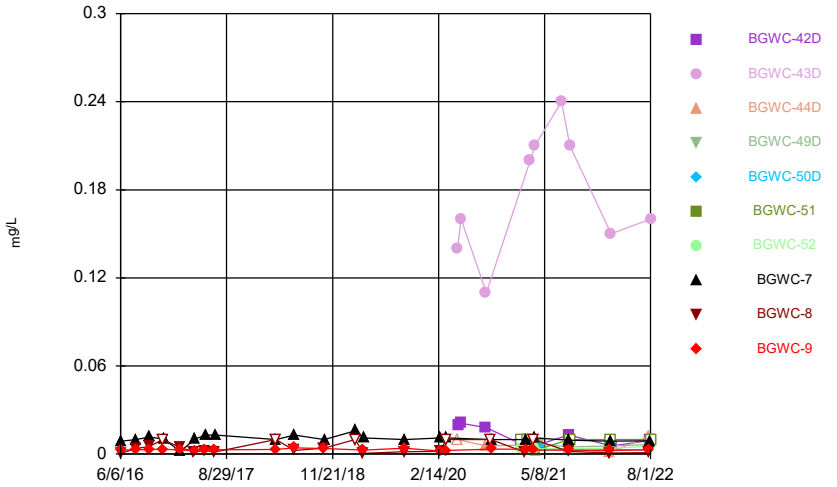

Constituent: Molybdenum Analysis Run 11/18/2022 2:51 AM View: Constituents View
Plant Bowen Client: Southern Company Data: Bowen AP-1

Sanitas™ v.9.6.35 . UG

Time Series

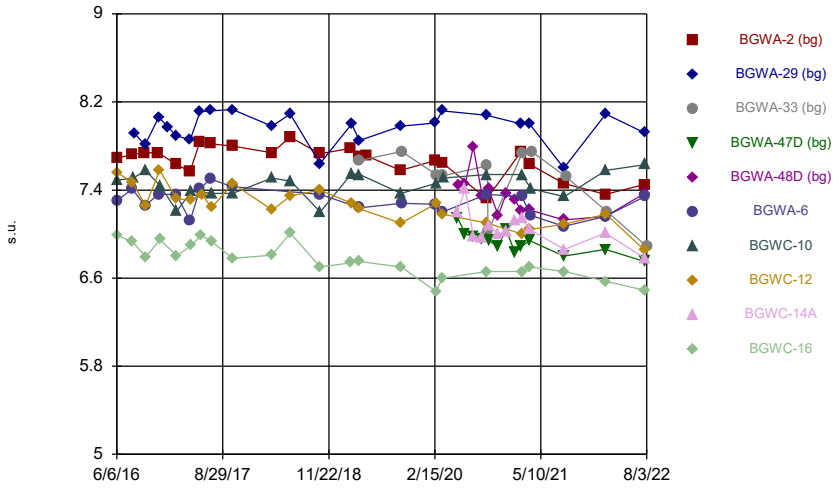

Constituent: pH Analysis Run 11/18/2022 2:51 AM View: Constituents View
Plant Bowen Client: Southern Company Data: Bowen AP-1

Sanitas™ v.9.6.35 . UG

Time Series

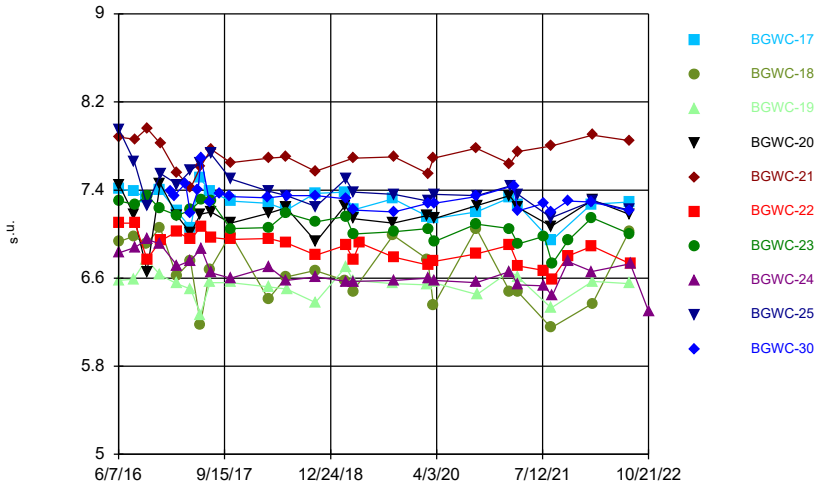

Constituent: pH Analysis Run 11/18/2022 2:51 AM View: Constituents View
Plant Bowen Client: Southern Company Data: Bowen AP-1

Sanitas™ v.9.6.35 . UG

Time Series

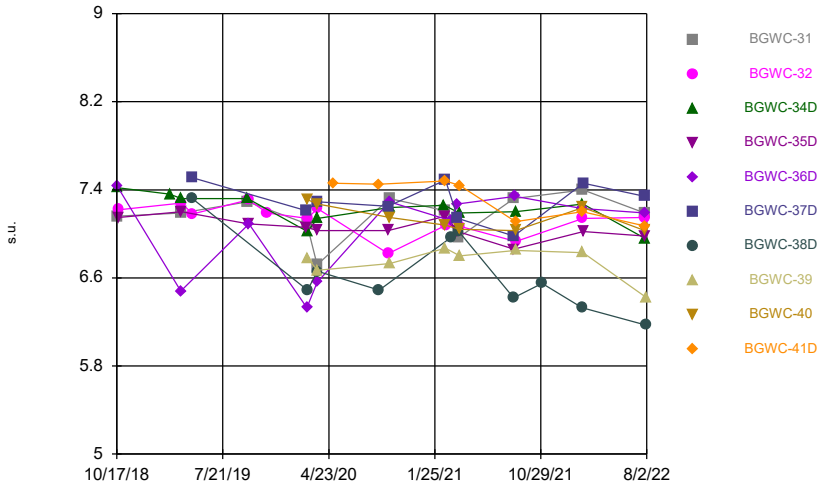

Constituent: pH Analysis Run 11/18/2022 2:51 AM View: Constituents View
Plant Bowen Client: Southern Company Data: Bowen AP-1

Sanitas™ v.9.6.35 . UG

Time Series

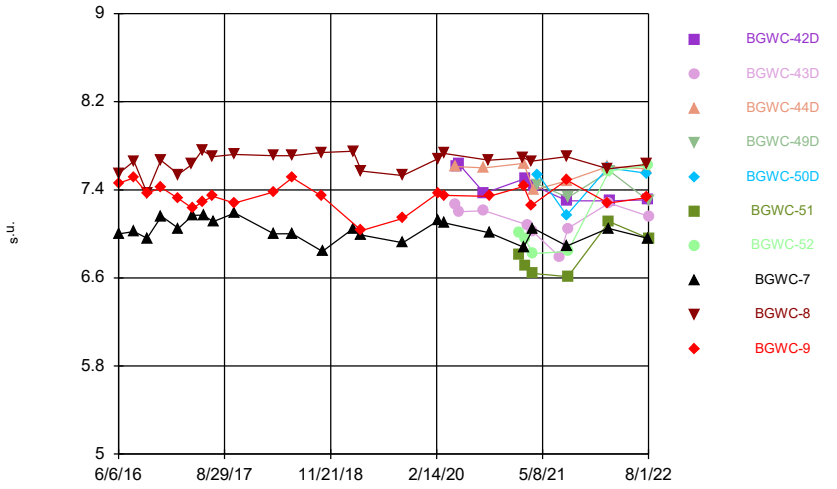

Constituent: pH Analysis Run 11/18/2022 2:51 AM View: Constituents View
Plant Bowen Client: Southern Company Data: Bowen AP-1

Sanitas™ v.9.6.35 . UG
Hollow symbols indicate censored values.

Time Series

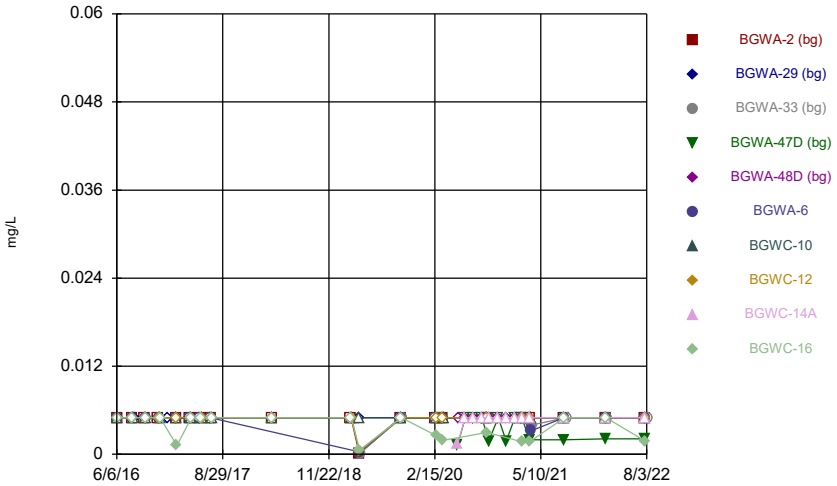

Constituent: Selenium Analysis Run 11/18/2022 2:51 AM View: Constituents View
Plant Bowen Client: Southern Company Data: Bowen AP-1

Sanitas™ v.9.6.35 . UG
Hollow symbols indicate censored values.

Time Series

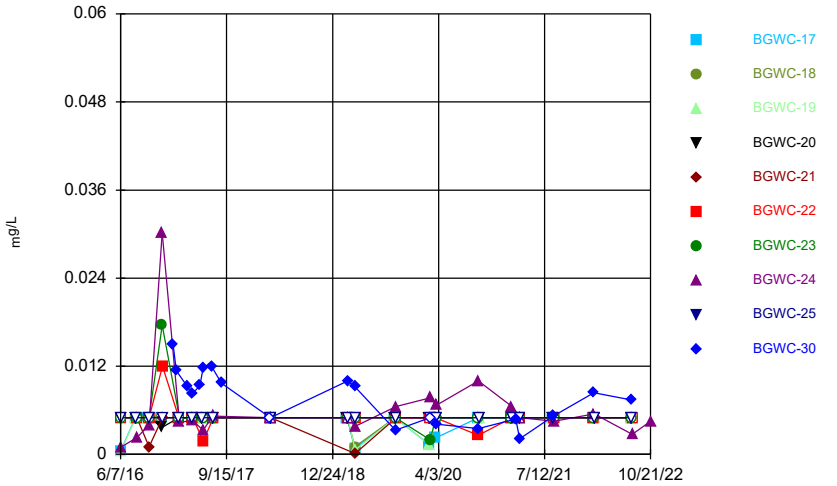

Constituent: Selenium Analysis Run 11/18/2022 2:51 AM View: Constituents View
Plant Bowen Client: Southern Company Data: Bowen AP-1

Sanitas™ v.9.6.35 . UG
Hollow symbols indicate censored values.

Time Series

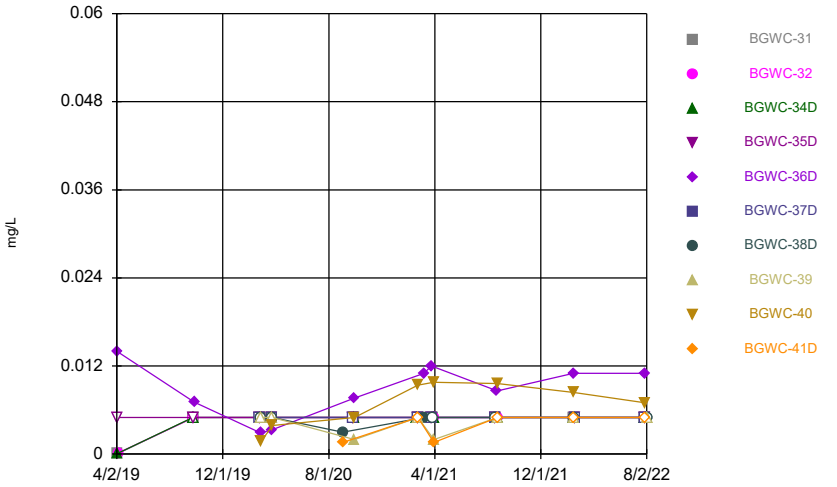

Constituent: Selenium Analysis Run 11/18/2022 2:51 AM View: Constituents View
Plant Bowen Client: Southern Company Data: Bowen AP-1

Sanitas™ v.9.6.35 . UG
Hollow symbols indicate censored values.

Time Series

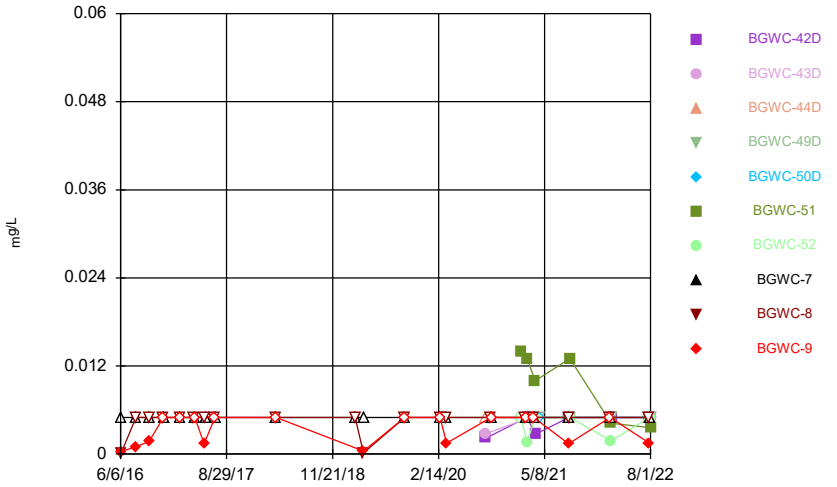

Constituent: Selenium Analysis Run 11/18/2022 2:51 AM View: Constituents View
Plant Bowen Client: Southern Company Data: Bowen AP-1

Sanitas™ v.9.6.35 . UG

Time Series

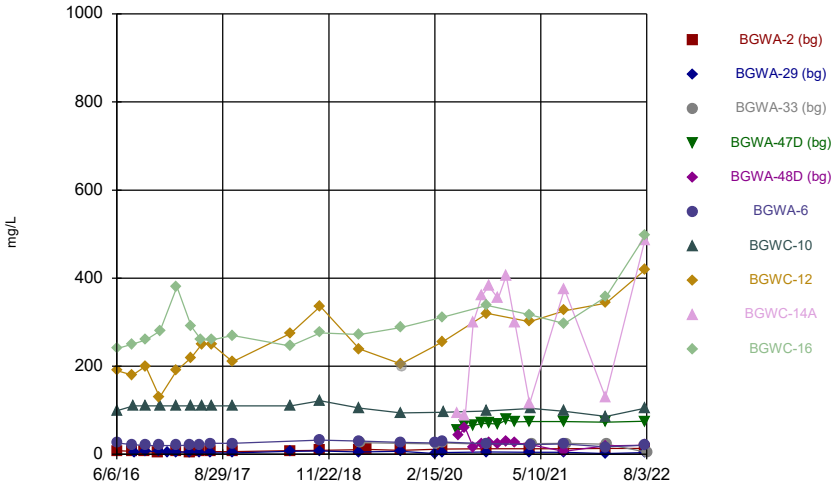

Constituent: Sulfate Analysis Run 11/18/2022 2:51 AM View: Constituents View
Plant Bowen Client: Southern Company Data: Bowen AP-1

Sanitas™ v.9.6.35 . UG

Time Series

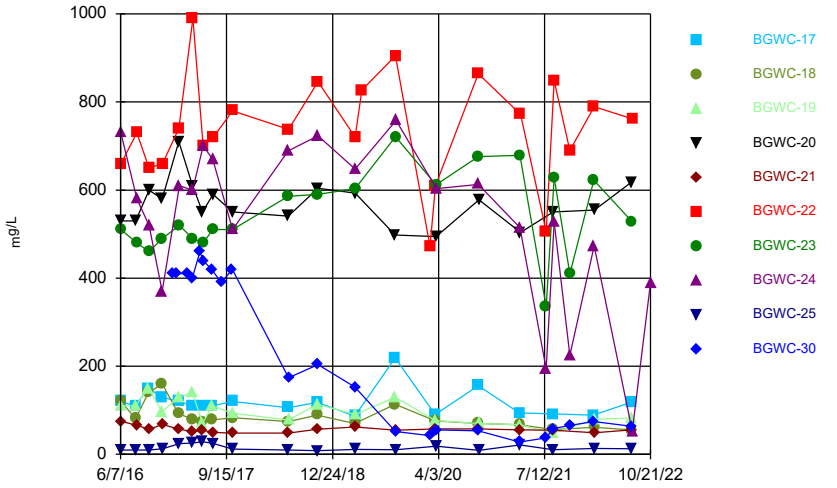

Constituent: Sulfate Analysis Run 11/18/2022 2:51 AM View: Constituents View
Plant Bowen Client: Southern Company Data: Bowen AP-1

Sanitas™ v.9.6.35 . UG

Time Series

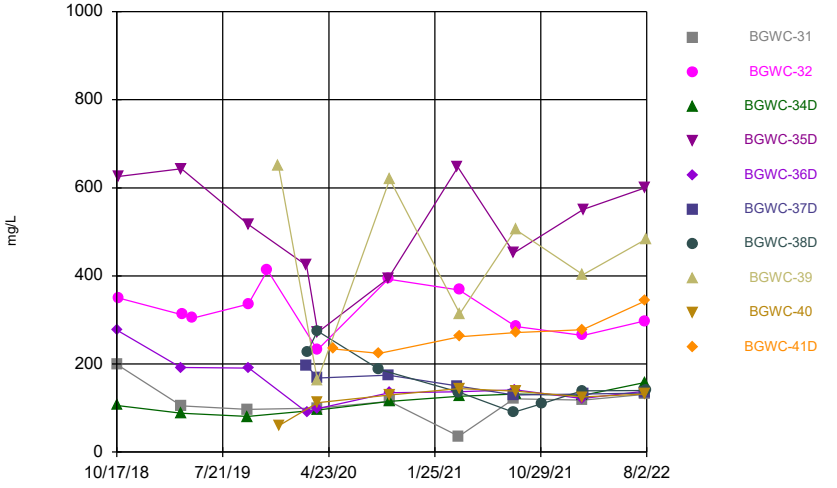

Constituent: Sulfate Analysis Run 11/18/2022 2:51 AM View: Constituents View
Plant Bowen Client: Southern Company Data: Bowen AP-1

Sanitas™ v.9.6.35 . UG

Time Series

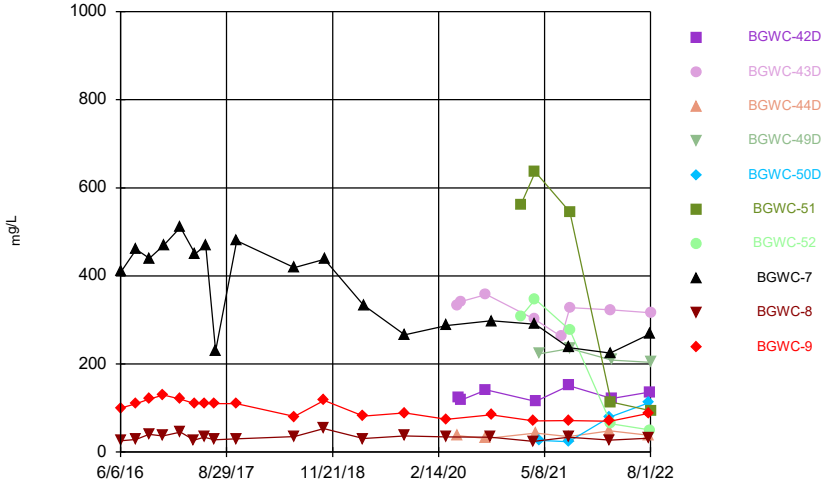

Constituent: Sulfate Analysis Run 11/18/2022 2:51 AM View: Constituents View
Plant Bowen Client: Southern Company Data: Bowen AP-1

Sanitas™ v.9.6.35 . UG
Hollow symbols indicate censored values.

Time Series

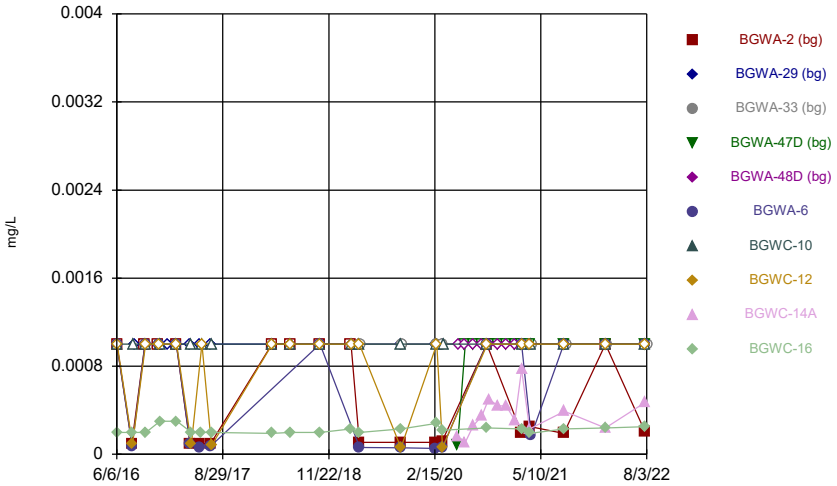

Constituent: Thallium Analysis Run 11/18/2022 2:51 AM View: Constituents View
Plant Bowen Client: Southern Company Data: Bowen AP-1

Sanitas™ v.9.6.35 . UG
Hollow symbols indicate censored values.

Time Series

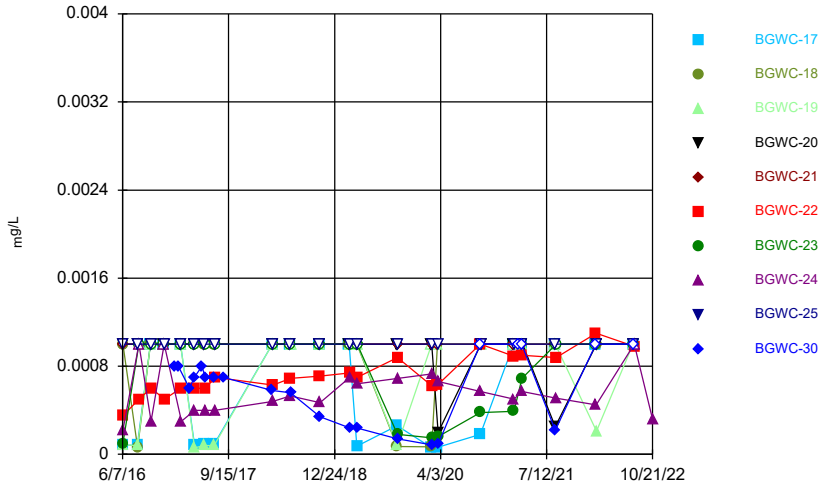

Constituent: Thallium Analysis Run 11/18/2022 2:51 AM View: Constituents View
Plant Bowen Client: Southern Company Data: Bowen AP-1

Sanitas™ v.9.6.35 . UG
Hollow symbols indicate censored values.

Time Series

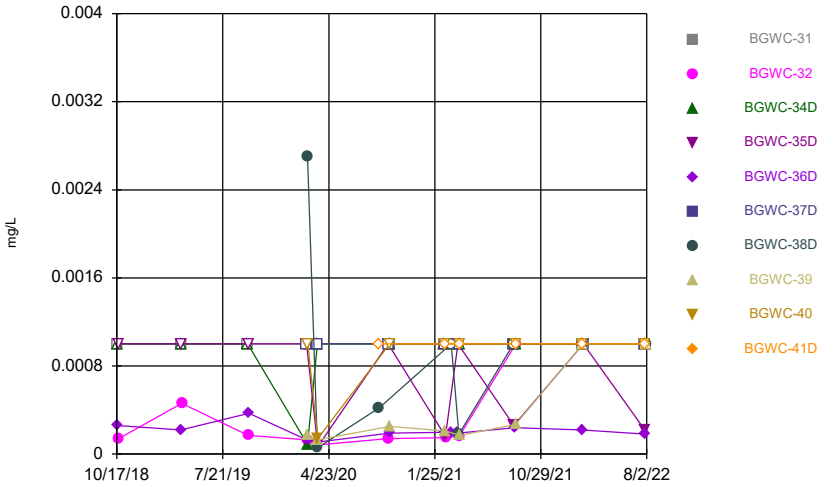

Constituent: Thallium Analysis Run 11/18/2022 2:51 AM View: Constituents View
Plant Bowen Client: Southern Company Data: Bowen AP-1

Sanitas™ v.9.6.35 . UG
Hollow symbols indicate censored values.

Time Series

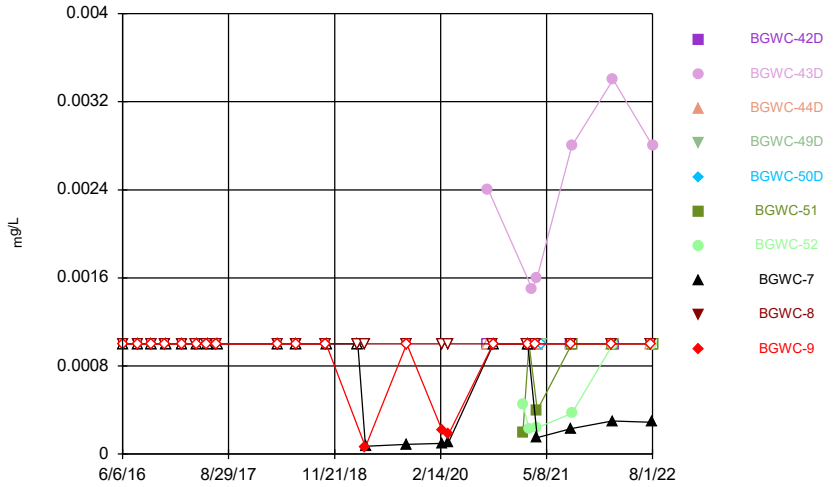

Constituent: Thallium Analysis Run 11/18/2022 2:51 AM View: Constituents View
Plant Bowen Client: Southern Company Data: Bowen AP-1

Sanitas™ v.9.6.35 . UG

Time Series

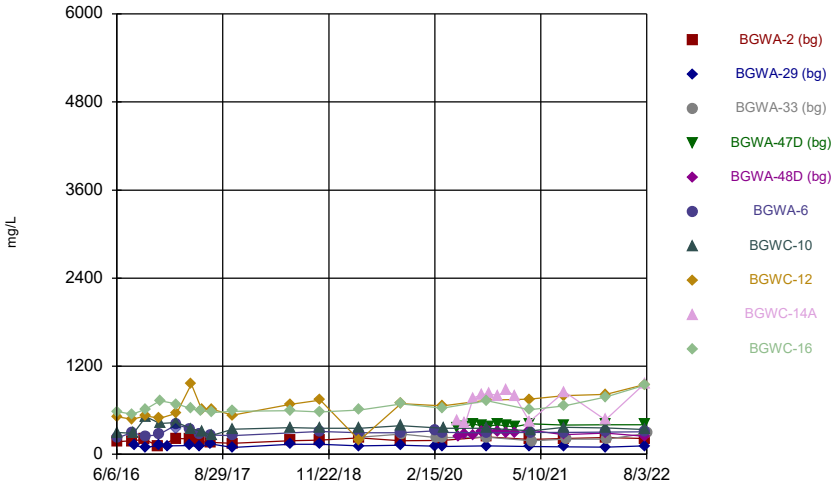

Constituent: Total Dissolved Solids Analysis Run 11/18/2022 2:51 AM View: Constituents View
Plant Bowen Client: Southern Company Data: Bowen AP-1

Sanitas™ v.9.6.35 . UG

Time Series

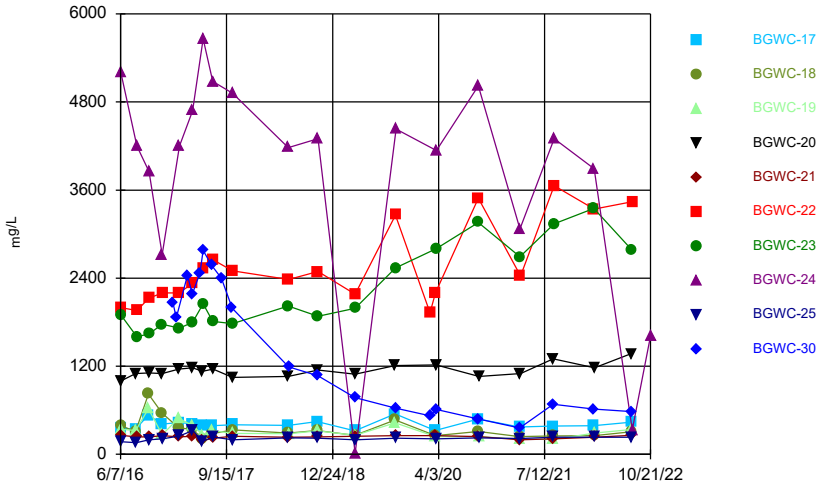

Constituent: Total Dissolved Solids Analysis Run 11/18/2022 2:51 AM View: Constituents View
Plant Bowen Client: Southern Company Data: Bowen AP-1

Sanitas™ v.9.6.35 . UG

Time Series

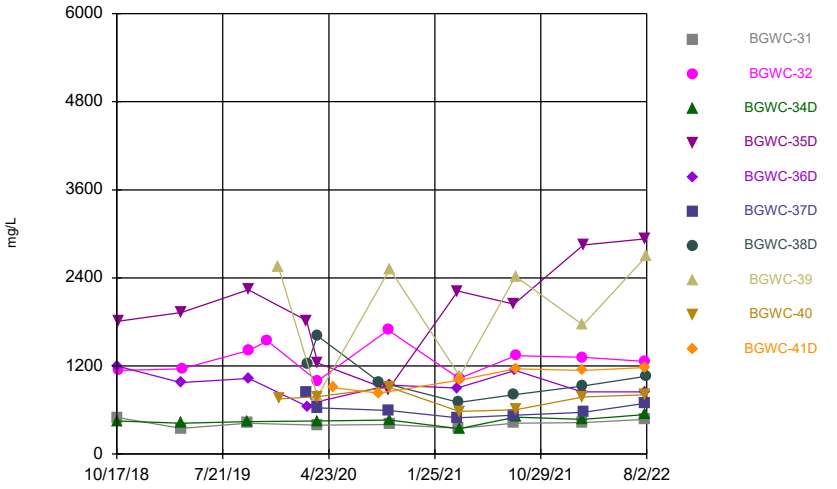

Constituent: Total Dissolved Solids Analysis Run 11/18/2022 2:51 AM View: Constituents View
Plant Bowen Client: Southern Company Data: Bowen AP-1

Sanitas™ v.9.6.35 . UG

Time Series

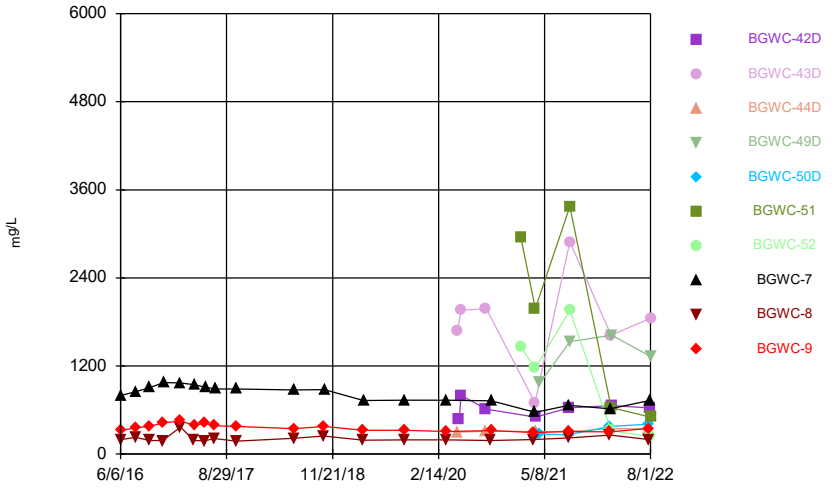

Constituent: Total Dissolved Solids Analysis Run 11/18/2022 2:52 AM View: Constituents View
Plant Bowen Client: Southern Company Data: Bowen AP-1

Time Series

Constituent: Antimony (mg/L) Analysis Run 11/18/2022 2:56 AM View: Constituents View

Plant Bowen Client: Southern Company Data: Bowen AP-1

	BGWA-2 (bg)	BGWA-29 (bg)	BGWA-33 (bg)	BGWA-47D (bg)	BGWA-48D (bg)	BGWA-6	BGWC-10	BGWC-12	BGWC-14A
6/6/2016	<0.003					<0.003			
6/7/2016							0.0022 (J)	<0.003	
8/9/2016	<0.003								
8/10/2016						<0.003			
8/11/2016									
8/12/2016								<0.003	
8/16/2016							<0.003		
8/22/2016		<0.003							
10/3/2016	<0.003								
10/4/2016		<0.003				<0.003			
10/6/2016								<0.003	
10/7/2016							<0.003		
11/29/2016	<0.003								
12/1/2016		<0.003				<0.003			
12/5/2016								<0.003	
12/6/2016							<0.003		
1/10/2017		<0.003							
2/13/2017	<0.003								
2/14/2017		<0.003				<0.003			
2/15/2017								<0.003	
2/16/2017							<0.003		
4/13/2017	0.0004 (J)					<0.003			
4/14/2017		<0.003							
4/18/2017							<0.003	<0.003	
5/25/2017	<0.003	<0.003				<0.003			
5/30/2017									
6/2/2017							<0.003	<0.003	
7/7/2017	<0.003					<0.003			
7/10/2017		<0.003							
7/12/2017							<0.003		
7/13/2017								<0.003	
7/14/2017									
3/26/2018	<0.003	<0.003							
3/27/2018							<0.003		
3/28/2018								<0.003	
2/25/2019	<0.003								
2/27/2019		<0.003							
2/28/2019							<0.003	<0.003	
2/18/2020	<0.003					<0.003			
2/19/2020		<0.003							
2/20/2020							<0.003		
2/21/2020			0.0016 (J)						
2/24/2020								<0.003	
3/18/2020	<0.003	<0.003							
3/19/2020						<0.003		<0.003	
3/20/2020			0.0014 (J)						
3/23/2020							<0.003		
5/22/2020				<0.003					<0.003
5/25/2020					0.0042				
6/23/2020				<0.003	0.00074 (J)				<0.003
7/28/2020				0.0013 (J)	0.0014 (J)				<0.003
9/2/2020				0.00082 (J)					<0.003

Time Series

Constituent: Antimony (mg/L) Analysis Run 11/18/2022 2:56 AM View: Constituents View

Plant Bowen Client: Southern Company Data: Bowen AP-1

	BGWA-2 (bg)	BGWA-29 (bg)	BGWA-33 (bg)	BGWA-47D (bg)	BGWA-48D (bg)	BGWA-6	BGWC-10	BGWC-12	BGWC-14A
9/3/2020					0.0023 (J)				
9/23/2020	<0.003	<0.003				<0.003			
9/24/2020							<0.003		
9/25/2020			0.0015 (J)					<0.003	
10/1/2020				0.00056 (J)	0.0026 (J)				0.0003 (J)
11/10/2020				0.0019 (J)	0.0016 (J)				0.00061 (J)
12/15/2020				0.0018 (J)	0.0018 (J)				<0.003
1/20/2021				0.00068 (J)	0.0015 (J)				<0.003
2/16/2021	<0.003	0.0015 (J)							
2/17/2021				0.0013 (J)	0.0013 (J)				
2/18/2021						<0.003	<0.003		<0.003
2/19/2021			0.0011 (J)					<0.003	
3/23/2021		<0.003							
3/24/2021								<0.003	<0.003
3/25/2021				<0.003	0.0008 (J)				
3/26/2021	<0.003								
3/30/2021							<0.003		
3/31/2021						<0.003			
4/1/2021			0.002 (J)						
8/16/2021	<0.003	<0.003		<0.003	0.0018 (J)	<0.003			
8/18/2021							<0.003	<0.003	<0.003
8/25/2021			0.0013 (J)						
2/9/2022	<0.003			<0.003	0.0018 (J)	<0.003			<0.003
2/10/2022		<0.003							
2/11/2022							0.0021 (J)	<0.003	
2/16/2022			0.00089 (J)						
7/26/2022	<0.003	0.00096 (J)		<0.003	0.0008 (J)	<0.003			<0.003
7/27/2022								<0.003	
7/28/2022							0.0015 (J)		
8/3/2022			<0.003						

Time Series

Constituent: Antimony (mg/L) Analysis Run 11/18/2022 2:56 AM View: Constituents View

Plant Bowen Client: Southern Company Data: Bowen AP-1

	BGWC-16
6/6/2016	
6/7/2016	<0.003
8/9/2016	
8/10/2016	
8/11/2016	0.0004 (J)
8/12/2016	
8/16/2016	
8/22/2016	
10/3/2016	
10/4/2016	
10/6/2016	
10/7/2016	<0.003
11/29/2016	
12/1/2016	
12/5/2016	
12/6/2016	<0.003
1/10/2017	
2/13/2017	
2/14/2017	
2/15/2017	
2/16/2017	<0.003
4/13/2017	
4/14/2017	
4/18/2017	<0.003
5/25/2017	
5/30/2017	<0.003
6/2/2017	
7/7/2017	
7/10/2017	
7/12/2017	
7/13/2017	
7/14/2017	<0.003
3/26/2018	
3/27/2018	<0.003
3/28/2018	
2/25/2019	<0.003
2/27/2019	
2/28/2019	
2/18/2020	
2/19/2020	
2/20/2020	<0.003
2/21/2020	
2/24/2020	
3/18/2020	
3/19/2020	<0.003
3/20/2020	
3/23/2020	
5/22/2020	
5/25/2020	
6/23/2020	
7/28/2020	
9/2/2020	

Time Series

Constituent: Antimony (mg/L) Analysis Run 11/18/2022 2:56 AM View: Constituents View

Plant Bowen Client: Southern Company Data: Bowen AP-1

	BGWC-16
9/3/2020	
9/23/2020	
9/24/2020	<0.003
9/25/2020	
10/1/2020	
11/10/2020	
12/15/2020	
1/20/2021	
2/16/2021	
2/17/2021	
2/18/2021	<0.003
2/19/2021	
3/23/2021	
3/24/2021	<0.003
3/25/2021	
3/26/2021	
3/30/2021	
3/31/2021	
4/1/2021	
8/16/2021	
8/18/2021	<0.003
8/25/2021	
2/9/2022	
2/10/2022	
2/11/2022	<0.003
2/16/2022	
7/26/2022	
7/27/2022	<0.003
7/28/2022	
8/3/2022	

Time Series

Constituent: Antimony (mg/L) Analysis Run 11/18/2022 2:56 AM View: Constituents View

Plant Bowen Client: Southern Company Data: Bowen AP-1

	BGWC-17	BGWC-18	BGWC-19	BGWC-20	BGWC-21	BGWC-22	BGWC-23	BGWC-24	BGWC-25
6/7/2016	<0.003								
6/8/2016		<0.003	<0.003	<0.003	<0.003	<0.003			<0.003
6/9/2016							<0.003	<0.003	
8/11/2016	0.0002 (J)								
8/12/2016		<0.003	<0.003	<0.003					
8/15/2016									0.0013 (J)
8/18/2016					<0.003	0.0023 (J)	0.0009 (J)	<0.003	
10/7/2016	<0.003	<0.003	<0.003						
10/10/2016				<0.003	<0.003	0.0021 (J)	<0.003	<0.003	<0.003
12/6/2016	<0.003	<0.003							
12/7/2016			<0.003	<0.003			<0.003	<0.003	
12/8/2016					<0.003	<0.003			<0.003
1/23/2017									
2/7/2017									
2/16/2017	<0.003	<0.003	<0.003						
2/17/2017				<0.003	<0.003	<0.003			
2/20/2017							<0.003	<0.003	<0.003
3/27/2017									
4/17/2017									
4/19/2017	<0.003	<0.003	<0.003	<0.003	<0.003		<0.003	<0.003	
4/20/2017						<0.003			<0.003
5/22/2017									
5/30/2017	<0.003								
6/1/2017		<0.003	<0.003	<0.003	<0.003				<0.003
6/5/2017						<0.003	<0.003	<0.003	
7/11/2017									
7/14/2017	<0.003	<0.003	<0.003						
7/17/2017							<0.003	<0.003	<0.003
7/18/2017				<0.003	<0.003				
7/19/2017						<0.003			
8/23/2017									
3/26/2018									
3/27/2018	<0.003	<0.003	<0.003						
3/28/2018				<0.003	<0.003				<0.003
3/29/2018						<0.003	<0.003	<0.003	
2/27/2019	<0.003	<0.003		<0.003					
3/1/2019			<0.003			<0.003	<0.003	<0.003	<0.003
2/24/2020	<0.003	<0.003	<0.003	<0.003					
2/25/2020						<0.003	<0.003		
2/26/2020					<0.003			<0.003	<0.003
3/19/2020	<0.003								
3/20/2020		<0.003	<0.003		<0.003	<0.003			
3/23/2020				0.0014 (J)			0.00053 (J)		
3/24/2020									<0.003
3/25/2020								<0.003	
9/24/2020	<0.003	<0.003			<0.003	<0.003	<0.003		
9/25/2020								0.00048 (J)	
9/28/2020			0.0005 (J)	0.0005 (J)					<0.003
2/18/2021	<0.003	<0.003	<0.003	<0.003					
2/19/2021					<0.003	0.00028 (J)	0.00031 (J)	0.00036 (J)	
2/23/2021									<0.003
3/8/2021									

Time Series

Constituent: Antimony (mg/L) Analysis Run 11/18/2022 2:56 AM View: Constituents View

Plant Bowen Client: Southern Company Data: Bowen AP-1

	BGWC-17	BGWC-18	BGWC-19	BGWC-20	BGWC-21	BGWC-22	BGWC-23	BGWC-24	BGWC-25
3/24/2021	<0.003	<0.003							
3/25/2021									
3/26/2021			<0.003				<0.003	<0.003	<0.003
3/29/2021				<0.003	<0.003	<0.003			
8/19/2021	<0.003	<0.003							<0.003
8/20/2021			<0.003	<0.003	0.0014 (J)				
8/23/2021						<0.003	0.0029 (J)	0.0028 (J)	
2/11/2022	<0.003								
2/14/2022							0.0014 (J)		
2/15/2022						<0.003		0.0048	
2/16/2022		<0.003	<0.003	<0.003	0.0017 (J)				<0.003
7/27/2022	<0.003	<0.003	<0.003	<0.003					<0.003
7/28/2022					<0.003				
8/1/2022							0.0022 (J)		
8/2/2022						<0.003		0.015 (o)	
10/21/2022								0.0032 (R)	

Time Series

Constituent: Antimony (mg/L) Analysis Run 11/18/2022 2:56 AM View: Constituents View

Plant Bowen Client: Southern Company Data: Bowen AP-1

	BGWC-30
6/7/2016	
6/8/2016	
6/9/2016	
8/11/2016	
8/12/2016	
8/15/2016	
8/18/2016	
10/7/2016	
10/10/2016	
12/6/2016	
12/7/2016	
12/8/2016	
1/23/2017	<0.003
2/7/2017	<0.003
2/16/2017	
2/17/2017	
2/20/2017	
3/27/2017	<0.003
4/17/2017	<0.003
4/19/2017	
4/20/2017	
5/22/2017	<0.003
5/30/2017	
6/1/2017	
6/5/2017	<0.003
7/11/2017	<0.003
7/14/2017	
7/17/2017	
7/18/2017	
7/19/2017	
8/23/2017	<0.003
3/26/2018	<0.003
3/27/2018	
3/28/2018	
3/29/2018	
2/27/2019	
3/1/2019	<0.003
2/24/2020	
2/25/2020	
2/26/2020	<0.003
3/19/2020	
3/20/2020	
3/23/2020	<0.003
3/24/2020	
3/25/2020	
9/24/2020	
9/25/2020	<0.003
9/28/2020	
2/18/2021	
2/19/2021	
2/23/2021	
3/8/2021	<0.003

Time Series

Constituent: Antimony (mg/L) Analysis Run 11/18/2022 2:56 AM View: Constituents View

Plant Bowen Client: Southern Company Data: Bowen AP-1

	BGWC-30
3/24/2021	
3/25/2021	<0.003
3/26/2021	
3/29/2021	
8/19/2021	<0.003
8/20/2021	
8/23/2021	
2/11/2022	
2/14/2022	<0.003
2/15/2022	
2/16/2022	
7/27/2022	
7/28/2022	
8/1/2022	<0.003
8/2/2022	
10/21/2022	

Time Series

Constituent: Antimony (mg/L) Analysis Run 11/18/2022 2:56 AM View: Constituents View

Plant Bowen Client: Southern Company Data: Bowen AP-1

	BGWC-31	BGWC-32	BGWC-34D	BGWC-35D	BGWC-36D	BGWC-37D	BGWC-38D	BGWC-39	BGWC-40
2/25/2020				<0.003		<0.003			
2/26/2020	<0.003				<0.003				
2/27/2020		<0.003	<0.003				0.0003 (J)	<0.003	
2/28/2020									<0.003
3/23/2020	<0.003				<0.003				
3/24/2020		<0.003	<0.003			<0.003	<0.003	<0.003	
3/25/2020				<0.003					<0.003
9/2/2020							0.0016 (J)		
9/25/2020		0.00039 (J)		0.00064 (J)		0.0022 (J)			
9/28/2020	0.00038 (J)		0.00049 (J)		<0.003				
9/29/2020								<0.003	<0.003
2/19/2021			<0.003						
2/22/2021	<0.003			0.00066 (J)		0.00041 (J)		<0.003	<0.003
2/23/2021		0.00036 (J)							
3/8/2021					0.00096 (J)				
3/9/2021							0.00062 (J)		
3/25/2021					<0.003				
3/26/2021				<0.003		<0.003			
3/29/2021	<0.003						<0.003		
3/30/2021		<0.003	0.00079 (J)						0.0005 (J)
3/31/2021								<0.003	
8/19/2021							0.01		
8/20/2021	<0.003			<0.003		<0.003			
8/23/2021					<0.003				
8/24/2021			<0.003					<0.003	<0.003
8/25/2021		<0.003							
2/14/2022					<0.003		0.0067		
2/15/2022									
2/16/2022	<0.003	<0.003	<0.003					<0.003	<0.003
2/17/2022				<0.003		<0.003			
7/28/2022	<0.003		<0.003	<0.003		<0.003			<0.003
7/29/2022		<0.003			<0.003				
8/2/2022							0.0015 (J)	<0.003	

Time Series

Constituent: Antimony (mg/L) Analysis Run 11/18/2022 2:56 AM View: Constituents View

Plant Bowen Client: Southern Company Data: Bowen AP-1

	BGWC-41D
2/25/2020	
2/26/2020	
2/27/2020	
2/28/2020	
3/23/2020	
3/24/2020	
3/25/2020	
9/2/2020	0.0014 (J)
9/25/2020	
9/28/2020	
9/29/2020	
2/19/2021	
2/22/2021	<0.003
2/23/2021	
3/8/2021	
3/9/2021	
3/25/2021	
3/26/2021	
3/29/2021	
3/30/2021	
3/31/2021	<0.003
8/19/2021	
8/20/2021	
8/23/2021	
8/24/2021	0.0014 (J)
8/25/2021	
2/14/2022	
2/15/2022	<0.003
2/16/2022	
2/17/2022	
7/28/2022	
7/29/2022	<0.003
8/2/2022	

Time Series

Constituent: Antimony (mg/L) Analysis Run 11/18/2022 2:56 AM View: Constituents View

Plant Bowen Client: Southern Company Data: Bowen AP-1

	BGWC-42D	BGWC-43D	BGWC-44D	BGWC-49D	BGWC-50D	BGWC-51	BGWC-52	BGWC-7	BGWC-8
6/6/2016									
6/7/2016									<0.003
6/8/2016								<0.003	
8/10/2016									0.0004 (J)
8/11/2016								0.0005 (J)	
10/4/2016									<0.003
10/5/2016									
10/6/2016								0.0015 (J)	
12/2/2016									<0.003
12/5/2016									
12/6/2016								<0.003	
2/14/2017									<0.003
2/15/2017								<0.003	
4/14/2017									<0.003
4/17/2017									
4/18/2017								0.0003 (J)	
5/26/2017									<0.003
6/2/2017								<0.003	
7/10/2017									<0.003
7/11/2017									
7/14/2017								<0.003	
3/26/2018									<0.003
3/27/2018								<0.003	
2/25/2019									<0.003
2/28/2019								<0.003	
2/19/2020									<0.003
2/20/2020									
2/21/2020								0.0016 (J)	
3/18/2020									<0.003
3/19/2020								<0.003	
9/3/2020	0.00072 (J)	0.00091 (J)	0.0021 (J)						
9/23/2020									<0.003
9/24/2020									
9/25/2020								<0.003	
1/28/2021						<0.003	0.0019 (J)		
2/16/2021									0.00046 (J)
2/17/2021									
2/18/2021			0.009					<0.003	
2/22/2021	0.0019 (J)								
2/23/2021						<0.003	0.00053 (J)		
3/8/2021		0.00058 (J)							
3/24/2021									0.00059 (J)
3/29/2021		<0.003							
3/30/2021						0.0019 (J)	0.00085 (J)	<0.003	
3/31/2021			0.0026 (J)						
4/1/2021	0.0019 (J)								
4/19/2021				0.00039 (J)	0.0019 (J)				
8/18/2021			0.0015 (J)		<0.003				<0.003
8/19/2021								<0.003	
8/20/2021	0.00083 (J)								
8/23/2021		<0.003				<0.003	<0.003		
8/24/2021				<0.003					

Time Series

Constituent: Antimony (mg/L) Analysis Run 11/18/2022 2:56 AM View: Constituents View

Plant Bowen Client: Southern Company Data: Bowen AP-1

	BGWC-42D	BGWC-43D	BGWC-44D	BGWC-49D	BGWC-50D	BGWC-51	BGWC-52	BGWC-7	BGWC-8
2/9/2022			<0.003		<0.003				
2/10/2022									<0.003
2/11/2022								<0.003	
2/14/2022						<0.003	<0.003		
2/15/2022		<0.003							
2/17/2022	<0.003			<0.003					
7/26/2022			0.0011 (J)		<0.003				<0.003
7/28/2022	<0.003						<0.003	<0.003	
8/1/2022		<0.003		<0.003		<0.003			

Time Series

Constituent: Antimony (mg/L) Analysis Run 11/18/2022 2:56 AM View: Constituents View

Plant Bowen Client: Southern Company Data: Bowen AP-1

	BGWC-9
6/6/2016	<0.003
6/7/2016	
6/8/2016	
8/10/2016	
8/11/2016	0.0003 (J)
10/4/2016	
10/5/2016	<0.003
10/6/2016	
12/2/2016	
12/5/2016	<0.003
12/6/2016	
2/14/2017	
2/15/2017	<0.003
4/14/2017	
4/17/2017	<0.003
4/18/2017	
5/26/2017	<0.003
6/2/2017	
7/10/2017	
7/11/2017	<0.003
7/14/2017	
3/26/2018	
3/27/2018	<0.003
2/25/2019	
2/28/2019	
2/19/2020	
2/20/2020	<0.003
2/21/2020	
3/18/2020	
3/19/2020	<0.003
9/3/2020	
9/23/2020	
9/24/2020	<0.003
9/25/2020	
1/28/2021	
2/16/2021	
2/17/2021	0.00075 (J)
2/18/2021	
2/22/2021	
2/23/2021	
3/8/2021	
3/24/2021	0.00038 (J)
3/29/2021	
3/30/2021	
3/31/2021	
4/1/2021	
4/19/2021	
8/18/2021	0.0014 (J)
8/19/2021	
8/20/2021	
8/23/2021	
8/24/2021	

Time Series

Constituent: Antimony (mg/L) Analysis Run 11/18/2022 2:56 AM View: Constituents View

Plant Bowen Client: Southern Company Data: Bowen AP-1

	BGWC-9
2/9/2022	
2/10/2022	<0.003
2/11/2022	
2/14/2022	
2/15/2022	
2/17/2022	
7/26/2022	<0.003
7/28/2022	
8/1/2022	

Time Series

Constituent: Arsenic (mg/L) Analysis Run 11/18/2022 2:56 AM View: Constituents View

Plant Bowen Client: Southern Company Data: Bowen AP-1

	BGWA-2 (bg)	BGWA-29 (bg)	BGWA-33 (bg)	BGWA-47D (bg)	BGWA-48D (bg)	BGWA-6	BGWC-10	BGWC-12	BGWC-14A
6/6/2016	0.0012 (J)					<0.005			
6/7/2016							0.0039	<0.005	
8/9/2016	<0.005								
8/10/2016						<0.005			
8/11/2016									
8/12/2016								0.0009 (J)	
8/16/2016							0.0091		
8/22/2016		<0.005							
10/3/2016	<0.005								
10/4/2016		<0.005				<0.005			
10/6/2016								<0.005	
10/7/2016							0.0074		
11/29/2016	0.0023 (J)								
12/1/2016		<0.005				<0.005			
12/5/2016								<0.005	
12/6/2016							0.0044 (J)		
1/10/2017		<0.005							
2/13/2017	<0.005								
2/14/2017		<0.005				<0.005			
2/15/2017								<0.005	
2/16/2017							0.0081		
4/13/2017	0.0017 (J)					0.0007 (J)			
4/14/2017		0.0006 (J)							
4/18/2017							0.0084	0.0009 (J)	
5/25/2017	0.0015 (J)	0.0008 (J)				0.0013 (J)			
5/30/2017									
6/2/2017							0.008	0.0015 (J)	
7/7/2017	0.001 (J)					<0.005			
7/10/2017		0.0008 (J)							
7/12/2017							0.0063		
7/13/2017								0.0006 (J)	
7/14/2017									
3/26/2018	0.0019 (J)	0.00066 (J)							
3/27/2018							0.0064		
3/28/2018								0.0015 (J)	
6/12/2018	0.0013 (J)	0.00059 (J)							
6/14/2018							0.0075	0.00096 (J)	
10/16/2018	0.00075 (J)	<0.005				0.00095 (J)			
10/17/2018								<0.005	
10/18/2018							0.0056		
2/25/2019	<0.005								
2/27/2019		0.0011 (J)							
2/28/2019							0.0058	<0.005	
4/1/2019	0.00049 (J)	0.00019 (J)						0.00028 (J)	
4/2/2019						0.00032 (J)	0.0057		
4/3/2019			0.002 (J)						
9/23/2019	0.00095 (J)	0.00053 (J)				0.0012 (J)			
9/25/2019							0.0058	0.00085 (J)	
9/26/2019									
9/27/2019			0.0023 (J)						
2/18/2020	0.002 (J)					0.0019 (J)			
2/19/2020		0.0012 (J)							

Time Series

Constituent: Arsenic (mg/L) Analysis Run 11/18/2022 2:56 AM View: Constituents View

Plant Bowen Client: Southern Company Data: Bowen AP-1

	BGWA-2 (bg)	BGWA-29 (bg)	BGWA-33 (bg)	BGWA-47D (bg)	BGWA-48D (bg)	BGWA-6	BGWC-10	BGWC-12	BGWC-14A
2/20/2020							0.0067		
2/21/2020			0.0015 (J)						
2/24/2020								0.00039 (J)	
3/18/2020	<0.005	<0.005							
3/19/2020						<0.005		0.00036 (J)	
3/20/2020			0.0024 (J)						
3/23/2020							0.0049 (J)		
5/22/2020				0.00059 (J)					0.001 (J)
5/25/2020					0.0025 (J)				
6/23/2020				<0.005	0.01				<0.005
7/28/2020				0.00081 (J)	0.0039 (J)				0.0011 (J)
9/2/2020				<0.005					<0.005
9/3/2020					0.0018 (J)				
9/23/2020	<0.005	<0.005				<0.005			
9/24/2020							0.006		
9/25/2020			0.0017 (J)					<0.005	
10/1/2020				<0.005	0.0014 (J)				<0.005
11/10/2020				<0.005	<0.005				<0.005
12/15/2020				<0.005	<0.005				<0.005
1/20/2021				<0.005	<0.005				<0.005
2/16/2021	<0.005	<0.005							
2/17/2021				<0.005	<0.005				
2/18/2021						0.0011 (J)	0.0054		<0.005
2/19/2021			<0.005					0.0011 (J)	
3/23/2021		<0.005							
3/24/2021								0.002 (J)	0.002 (J)
3/25/2021				0.0014 (J)	0.0042 (J)				
3/26/2021	<0.005								
3/30/2021							0.0053		
3/31/2021						<0.005			
4/1/2021			0.0013 (J)						
8/16/2021	<0.005	<0.005		0.0012 (J)	0.0079	<0.005			
8/18/2021							0.0083	0.0039 (J)	0.0034 (J)
8/25/2021			0.0018 (J)						
2/9/2022	<0.005			<0.005	0.0057	<0.005			<0.005
2/10/2022		<0.005							
2/11/2022							0.0094	<0.005	
2/16/2022			<0.005						
7/26/2022	<0.005	<0.005		<0.005	<0.005	<0.005			<0.005
7/27/2022								0.0028 (J)	
7/28/2022							0.005		
8/3/2022			0.0043 (J)						

Time Series

Constituent: Arsenic (mg/L) Analysis Run 11/18/2022 2:56 AM View: Constituents View

Plant Bowen Client: Southern Company Data: Bowen AP-1

	BGWC-16
6/6/2016	
6/7/2016	<0.005
8/9/2016	
8/10/2016	
8/11/2016	<0.005
8/12/2016	
8/16/2016	
8/22/2016	
10/3/2016	
10/4/2016	
10/6/2016	
10/7/2016	<0.005
11/29/2016	
12/1/2016	
12/5/2016	
12/6/2016	<0.005
1/10/2017	
2/13/2017	
2/14/2017	
2/15/2017	
2/16/2017	<0.005
4/13/2017	
4/14/2017	
4/18/2017	0.0007 (J)
5/25/2017	
5/30/2017	0.0008 (J)
6/2/2017	
7/7/2017	
7/10/2017	
7/12/2017	
7/13/2017	
7/14/2017	0.0008 (J)
3/26/2018	
3/27/2018	0.0014 (J)
3/28/2018	
6/12/2018	0.00073 (J)
6/14/2018	
10/16/2018	
10/17/2018	
10/18/2018	<0.005
2/25/2019	<0.005
2/27/2019	
2/28/2019	
4/1/2019	
4/2/2019	0.0003 (J)
4/3/2019	
9/23/2019	
9/25/2019	
9/26/2019	0.00074 (J)
9/27/2019	
2/18/2020	
2/19/2020	

Time Series

Constituent: Arsenic (mg/L) Analysis Run 11/18/2022 2:56 AM View: Constituents View

Plant Bowen Client: Southern Company Data: Bowen AP-1

	BGWC-16
2/20/2020	0.00042 (J)
2/21/2020	
2/24/2020	
3/18/2020	
3/19/2020	<0.005
3/20/2020	
3/23/2020	
5/22/2020	
5/25/2020	
6/23/2020	
7/28/2020	
9/2/2020	
9/3/2020	
9/23/2020	
9/24/2020	<0.005
9/25/2020	
10/1/2020	
11/10/2020	
12/15/2020	
1/20/2021	
2/16/2021	
2/17/2021	
2/18/2021	<0.005
2/19/2021	
3/23/2021	
3/24/2021	0.0013 (J)
3/25/2021	
3/26/2021	
3/30/2021	
3/31/2021	
4/1/2021	
8/16/2021	
8/18/2021	<0.005
8/25/2021	
2/9/2022	
2/10/2022	
2/11/2022	<0.005
2/16/2022	
7/26/2022	
7/27/2022	<0.005
7/28/2022	
8/3/2022	

Time Series

Constituent: Arsenic (mg/L) Analysis Run 11/18/2022 2:56 AM View: Constituents View

Plant Bowen Client: Southern Company Data: Bowen AP-1

	BGWC-17	BGWC-18	BGWC-19	BGWC-20	BGWC-21	BGWC-22	BGWC-23	BGWC-24	BGWC-25
6/7/2016	<0.005								
6/8/2016		<0.005	0.00046 (J)	0.0011 (J)	0.0015	0.0012 (J)			0.0037
6/9/2016							0.0012 (J)	0.0016	
8/11/2016	<0.005								
8/12/2016		<0.005	0.0008 (J)	0.0017 (J)					
8/15/2016									0.003 (J)
8/18/2016					<0.005	0.0022 (J)	0.003 (J)	0.0054	
10/7/2016	<0.005	<0.005	<0.005						
10/10/2016				<0.005	<0.005	0.002 (J)	0.0021 (J)	0.0079	0.0026 (J)
12/6/2016	<0.005	<0.005							
12/7/2016			<0.005	<0.005			0.0023 (J)	0.0121	
12/8/2016					<0.005	<0.005			<0.005
1/23/2017									
2/7/2017									
2/16/2017	<0.005	<0.005	<0.005						
2/17/2017				<0.005	<0.005	0.0023 (J)			
2/20/2017							0.0025 (J)	0.0063	0.0029 (J)
3/27/2017									
4/17/2017									
4/19/2017	0.0012 (J)	0.0013 (J)	0.0015 (J)	0.002 (J)	0.002 (J)		0.0032 (J)	0.0051	
4/20/2017						0.0028 (J)			0.0024 (J)
5/22/2017									
5/30/2017	0.0006 (J)								
6/1/2017		0.0005 (J)	0.0008 (J)	0.0017 (J)	0.0011 (J)				0.0025 (J)
6/5/2017						0.0035 (J)	0.0043 (J)	0.0072	
7/11/2017									
7/14/2017	<0.005	<0.005	0.0006 (J)						
7/17/2017							0.0017 (J)	0.0031 (J)	0.0021 (J)
7/18/2017				0.0018 (J)	0.0015 (J)				
7/19/2017						0.0028 (J)			
8/23/2017									
3/26/2018									
3/27/2018	0.00076 (J)	0.00066 (J)	0.00082 (J)						
3/28/2018				0.0018 (J)	0.0012 (J)				0.0019 (J)
3/29/2018						0.0037 (J)	0.0028 (J)	0.0075 (J)	
6/13/2018				0.0015 (J)			0.0019 (J)	0.0045 (J)	
6/14/2018	<0.005	<0.005			0.00087 (J)	0.0027 (J)			0.0022 (J)
6/15/2018			0.00074 (J)						
10/17/2018	<0.005								
10/18/2018		<0.005							
10/19/2018			<0.005		0.00059 (J)				
10/22/2018				<0.005		0.0016 (J)	0.0015 (J)	0.0027 (J)	0.0026 (J)
2/27/2019	0.001 (J)	0.00083 (J)		0.0014 (J)					
3/1/2019			<0.005			0.0011 (J)	0.0023 (J)	0.0032 (J)	0.0022 (J)
4/2/2019	0.00024 (J)	0.00015 (J)							
4/3/2019			0.00017 (J)	0.00027 (J)	0.00038 (J)	0.0021 (J)	0.00093 (J)	0.0019 (J)	
4/4/2019									0.0016 (J)
9/26/2019	0.0008 (J)	0.00046 (J)	0.00067 (J)	0.00087 (J)					
9/27/2019						0.0013 (J)	0.00096 (J)		
9/30/2019					<0.005			0.0027 (J)	0.002 (J)
2/24/2020	<0.005	<0.005	<0.005	0.00057 (J)					
2/25/2020						0.0014 (J)	0.0012 (J)		

Time Series

Constituent: Arsenic (mg/L) Analysis Run 11/18/2022 2:56 AM View: Constituents View

Plant Bowen Client: Southern Company Data: Bowen AP-1

	BGWC-17	BGWC-18	BGWC-19	BGWC-20	BGWC-21	BGWC-22	BGWC-23	BGWC-24	BGWC-25
2/26/2020					0.00047 (J)			0.0013 (J)	0.0018 (J)
3/19/2020	<0.005								
3/20/2020		<0.005	<0.005		<0.005	0.0015 (J)			
3/23/2020				<0.005			0.0027 (J)		
3/24/2020									0.0013 (J)
3/25/2020								<0.005	
9/24/2020	<0.005	<0.005			<0.005	0.0019 (J)	0.001 (J)		
9/25/2020								0.0023 (J)	
9/28/2020			<0.005	<0.005					0.0028 (J)
2/18/2021	<0.005	<0.005	<0.005	0.0016 (J)					
2/19/2021					0.00079 (J)	0.0039 (J)	0.0049 (J)	0.0054	
2/23/2021									0.004 (J)
3/8/2021									
3/24/2021	0.0017 (J)	0.0014 (J)							
3/25/2021									
3/26/2021			<0.005				<0.005	<0.005	0.0025 (J)
3/29/2021				<0.005	<0.005	<0.005			
8/19/2021	0.0014 (J)	0.002 (J)							0.0019 (J)
8/20/2021			<0.005	<0.005	<0.005				
8/23/2021						0.0036 (J)	0.0043 (J)	0.0032 (J)	
2/11/2022	<0.005								
2/14/2022							0.0065		
2/15/2022						0.007		0.0073	
2/16/2022		<0.005	0.0022 (J)	0.0031 (J)	0.002 (J)				0.0055
7/27/2022	<0.005	<0.005	<0.005	<0.005					0.0027 (J)
7/28/2022					<0.005				
8/1/2022							0.0085		
8/2/2022						0.0033 (J)		<0.005	
10/21/2022								0.003 (JR)	

Time Series

Constituent: Arsenic (mg/L) Analysis Run 11/18/2022 2:56 AM View: Constituents View

Plant Bowen Client: Southern Company Data: Bowen AP-1

	BGWC-30
6/7/2016	
6/8/2016	
6/9/2016	
8/11/2016	
8/12/2016	
8/15/2016	
8/18/2016	
10/7/2016	
10/10/2016	
12/6/2016	
12/7/2016	
12/8/2016	
1/23/2017	<0.005
2/7/2017	<0.005
2/16/2017	
2/17/2017	
2/20/2017	
3/27/2017	0.0019 (J)
4/17/2017	0.0017 (J)
4/19/2017	
4/20/2017	
5/22/2017	0.0034 (J)
5/30/2017	
6/1/2017	
6/5/2017	0.0039 (J)
7/11/2017	0.0016 (J)
7/14/2017	
7/17/2017	
7/18/2017	
7/19/2017	
8/23/2017	0.001 (J)
3/26/2018	0.0015 (J)
3/27/2018	
3/28/2018	
3/29/2018	
6/13/2018	
6/14/2018	
6/15/2018	0.00089 (J)
10/17/2018	
10/18/2018	
10/19/2018	
10/22/2018	0.00064 (J)
2/27/2019	
3/1/2019	<0.005
4/2/2019	0.00024 (J)
4/3/2019	
4/4/2019	
9/26/2019	
9/27/2019	0.00042 (J)
9/30/2019	
2/24/2020	
2/25/2020	

Time Series

Constituent: Arsenic (mg/L) Analysis Run 11/18/2022 2:56 AM View: Constituents View

Plant Bowen Client: Southern Company Data: Bowen AP-1

	BGWC-30
2/26/2020	0.00053 (J)
3/19/2020	
3/20/2020	
3/23/2020	<0.005
3/24/2020	
3/25/2020	
9/24/2020	
9/25/2020	<0.005
9/28/2020	
2/18/2021	
2/19/2021	
2/23/2021	
3/8/2021	<0.005
3/24/2021	
3/25/2021	0.0015 (J)
3/26/2021	
3/29/2021	
8/19/2021	<0.005
8/20/2021	
8/23/2021	
2/11/2022	
2/14/2022	<0.005
2/15/2022	
2/16/2022	
7/27/2022	
7/28/2022	
8/1/2022	0.0034 (J)
8/2/2022	
10/21/2022	

Time Series

Constituent: Arsenic (mg/L) Analysis Run 11/18/2022 2:56 AM View: Constituents View

Plant Bowen Client: Southern Company Data: Bowen AP-1

	BGWC-31	BGWC-32	BGWC-34D	BGWC-35D	BGWC-36D	BGWC-37D	BGWC-38D	BGWC-39	BGWC-40
10/17/2018					0.00082 (J)				
10/18/2018	0.0034 (J)								
10/19/2018			0.013						
10/22/2018		0.00076 (J)		0.0019 (J)					
1/14/2019			0.017						
3/4/2019			0.02						
4/2/2019					0.00039 (J)				
4/4/2019	0.0036 (J)		0.015	0.0018 (J)					
4/5/2019		0.00093 (J)							
9/24/2019	0.0055		0.016						
9/26/2019		0.0018 (J)		0.0035 (J)					
9/27/2019					0.00064 (J)				
2/25/2020				0.0013 (J)		0.04			
2/26/2020	0.0037 (J)				<0.005				
2/27/2020		0.00081 (J)	0.017				0.0021 (J)	0.00055 (J)	
2/28/2020									0.00062 (J)
3/23/2020	0.0054				<0.005				
3/24/2020		0.0017 (J)	0.02			0.028	0.0054	<0.005	
3/25/2020				0.00046 (J)					0.00051 (J)
9/2/2020							0.0012 (J)		
9/25/2020		0.00093 (J)		0.0021 (J)		0.033			
9/28/2020	0.0044 (J)		0.018		<0.005				
9/29/2020								<0.005	<0.005
2/19/2021			0.015						
2/22/2021	0.0049 (J)			0.0034 (J)		0.019		0.0026 (J)	0.0024 (J)
2/23/2021		0.0032 (J)							
3/8/2021					0.00096 (J)				
3/9/2021							0.0021 (J)		
3/25/2021					0.0021 (J)				
3/26/2021				0.002 (J)		0.013			
3/29/2021	0.0038 (J)						0.0019 (J)		
3/30/2021		<0.005	0.016						<0.005
3/31/2021								<0.005	
8/19/2021							<0.005		
8/20/2021	0.0054			0.0021 (J)		0.014			
8/23/2021					0.0018 (J)				
8/24/2021			0.017					0.0028 (J)	0.0021 (J)
8/25/2021		0.0029 (J)							
2/14/2022					<0.005		0.0036 (J)		
2/15/2022									
2/16/2022	0.007	0.0041 (J)	0.02					0.0052	0.0032 (J)
2/17/2022				0.0065		0.011			
7/28/2022	0.0051		0.015	<0.005		0.013			<0.005
7/29/2022		<0.005			<0.005				
8/2/2022							0.0025 (J)	0.0055	

Time Series

Constituent: Arsenic (mg/L) Analysis Run 11/18/2022 2:56 AM View: Constituents View

Plant Bowen Client: Southern Company Data: Bowen AP-1

	BGWC-41D
10/17/2018	
10/18/2018	
10/19/2018	
10/22/2018	
1/14/2019	
3/4/2019	
4/2/2019	
4/4/2019	
4/5/2019	
9/24/2019	
9/26/2019	
9/27/2019	
2/25/2020	
2/26/2020	
2/27/2020	
2/28/2020	
3/23/2020	
3/24/2020	
3/25/2020	
9/2/2020	0.00092 (J)
9/25/2020	
9/28/2020	
9/29/2020	
2/19/2021	
2/22/2021	0.0033 (J)
2/23/2021	
3/8/2021	
3/9/2021	
3/25/2021	
3/26/2021	
3/29/2021	
3/30/2021	
3/31/2021	0.0017 (J)
8/19/2021	
8/20/2021	
8/23/2021	
8/24/2021	0.0027 (J)
8/25/2021	
2/14/2022	
2/15/2022	0.0062
2/16/2022	
2/17/2022	
7/28/2022	
7/29/2022	0.0034 (J)
8/2/2022	

Time Series

Constituent: Arsenic (mg/L) Analysis Run 11/18/2022 2:56 AM View: Constituents View

Plant Bowen Client: Southern Company Data: Bowen AP-1

	BGWC-42D	BGWC-43D	BGWC-44D	BGWC-49D	BGWC-50D	BGWC-51	BGWC-52	BGWC-7	BGWC-8
6/6/2016									
6/7/2016									0.00018 (J)
6/8/2016								0.0024	
8/10/2016									<0.005
8/11/2016								0.0024 (J)	
10/4/2016									<0.005
10/5/2016									
10/6/2016								<0.005	
12/2/2016									<0.005
12/5/2016									
12/6/2016								<0.005	
2/14/2017									<0.005
2/15/2017								0.003 (J)	
4/14/2017									0.0007 (J)
4/17/2017									
4/18/2017								0.0029 (J)	
5/26/2017									0.0008 (J)
6/2/2017								0.0031 (J)	
7/10/2017									0.0011 (J)
7/11/2017									
7/14/2017								0.0017 (J)	
3/26/2018									0.0009 (J)
3/27/2018								0.0028 (J)	
6/12/2018									0.00065 (J)
6/13/2018								0.0023 (J)	
10/16/2018									0.00064 (J)
10/17/2018									
10/18/2018								0.0015 (J)	
2/25/2019									<0.005
2/28/2019								0.0011 (J)	
4/1/2019									0.00041 (J)
4/2/2019								0.0016 (J)	
9/24/2019								0.0031 (J)	0.00047 (J)
2/19/2020									0.0011 (J)
2/20/2020									
2/21/2020								0.0018 (J)	
3/18/2020									0.00042 (J)
3/19/2020								0.0018 (J)	
9/3/2020	0.0023 (J)	0.00099 (J)	0.0033 (J)						
9/23/2020									<0.005
9/24/2020									
9/25/2020								0.0025 (J)	
1/28/2021						0.0012 (J)	0.00099 (J)		
2/16/2021									<0.005
2/17/2021									
2/18/2021			0.0078					0.0026 (J)	
2/22/2021	0.0068								
2/23/2021						0.0048 (J)	0.0028 (J)		
3/8/2021		0.0013 (J)							
3/24/2021									0.0012 (J)
3/29/2021		0.001 (J)							
3/30/2021						0.0065 (J)	0.001 (J)	0.0017 (J)	

Time Series

Constituent: Arsenic (mg/L) Analysis Run 11/18/2022 2:56 AM View: Constituents View

Plant Bowen Client: Southern Company Data: Bowen AP-1

	BGWC-42D	BGWC-43D	BGWC-44D	BGWC-49D	BGWC-50D	BGWC-51	BGWC-52	BGWC-7	BGWC-8
3/31/2021			0.0043 (J)						
4/1/2021	0.002 (J)								
4/19/2021				0.0023 (J)	0.0032 (J)				
8/18/2021			0.0019 (J)		0.0018 (J)				0.0014 (J)
8/19/2021								0.0045 (J)	
8/20/2021	0.0064								
8/23/2021		0.0022 (J)				0.0033 (J)	0.002 (J)		
8/24/2021				0.003 (J)					
2/9/2022			0.0062		0.0023 (J)				
2/10/2022									<0.005
2/11/2022								0.0022 (J)	
2/14/2022						<0.005	<0.005		
2/15/2022		0.0048 (J)							
2/17/2022	0.009			0.0057					
7/26/2022			0.0041 (J)		0.0035 (J)				<0.005
7/28/2022	0.0033 (J)						<0.005	0.0024 (J)	
8/1/2022		0.0045 (J)		0.0076		<0.005			

Time Series

Constituent: Arsenic (mg/L) Analysis Run 11/18/2022 2:56 AM View: Constituents View

Plant Bowen Client: Southern Company Data: Bowen AP-1

	BGWC-9
6/6/2016	0.0022
6/7/2016	
6/8/2016	
8/10/2016	
8/11/2016	0.0028 (J)
10/4/2016	
10/5/2016	0.002 (J)
10/6/2016	
12/2/2016	
12/5/2016	<0.005
12/6/2016	
2/14/2017	
2/15/2017	0.0033 (J)
4/14/2017	
4/17/2017	0.0028 (J)
4/18/2017	
5/26/2017	0.0035 (J)
6/2/2017	
7/10/2017	
7/11/2017	0.0033 (J)
7/14/2017	
3/26/2018	
3/27/2018	0.0021 (J)
6/12/2018	0.0015 (J)
6/13/2018	
10/16/2018	
10/17/2018	0.0035 (J)
10/18/2018	
2/25/2019	
2/28/2019	
4/1/2019	0.0026 (J)
4/2/2019	
9/24/2019	0.0033 (J)
2/19/2020	
2/20/2020	0.0019 (J)
2/21/2020	
3/18/2020	
3/19/2020	0.0014 (J)
9/3/2020	
9/23/2020	
9/24/2020	0.0021 (J)
9/25/2020	
1/28/2021	
2/16/2021	
2/17/2021	0.0019 (J)
2/18/2021	
2/22/2021	
2/23/2021	
3/8/2021	
3/24/2021	0.0025 (J)
3/29/2021	
3/30/2021	

Time Series

Constituent: Arsenic (mg/L) Analysis Run 11/18/2022 2:56 AM View: Constituents View

Plant Bowen Client: Southern Company Data: Bowen AP-1

	BGWC-9
3/31/2021	
4/1/2021	
4/19/2021	
8/18/2021	0.0025 (J)
8/19/2021	
8/20/2021	
8/23/2021	
8/24/2021	
2/9/2022	
2/10/2022	0.0018 (J)
2/11/2022	
2/14/2022	
2/15/2022	
2/17/2022	
7/26/2022	<0.005
7/28/2022	
8/1/2022	

Time Series

Constituent: Barium (mg/L) Analysis Run 11/18/2022 2:56 AM View: Constituents View

Plant Bowen Client: Southern Company Data: Bowen AP-1

	BGWA-2 (bg)	BGWA-29 (bg)	BGWA-33 (bg)	BGWA-47D (bg)	BGWA-48D (bg)	BGWA-6	BGWC-10	BGWC-12	BGWC-14A
6/6/2016	0.2					0.015			
6/7/2016							0.091	0.027	
8/9/2016	0.188								
8/10/2016						0.0142			
8/11/2016									
8/12/2016								0.026	
8/16/2016							0.0667		
8/22/2016		0.0094 (J)							
10/3/2016	0.191								
10/4/2016		0.0188				0.0137			
10/6/2016								0.0308	
10/7/2016							0.0631		
11/29/2016	0.201								
12/1/2016		0.0334				0.0144			
12/5/2016								0.0258	
12/6/2016							0.0659		
1/10/2017		0.0306							
2/13/2017	0.218								
2/14/2017		0.0247				0.0114			
2/15/2017								0.029	
2/16/2017							0.0621		
4/13/2017	0.19					0.0115			
4/14/2017		0.0231							
4/18/2017							0.0545	0.0294	
5/25/2017	0.193	0.0235				0.0122			
5/30/2017									
6/2/2017							0.0555	0.0354	
7/7/2017	0.148					0.012			
7/10/2017		0.0207							
7/12/2017							0.0572		
7/13/2017								0.0329	
7/14/2017									
3/26/2018	0.17	0.016							
3/27/2018							0.051		
3/28/2018								0.034	
6/12/2018	0.18	0.018							
6/14/2018							0.053	0.032	
10/16/2018	0.17	0.016				0.011			
10/17/2018								0.033	
10/18/2018							0.053		
2/25/2019	0.16								
2/27/2019		0.013							
2/28/2019							0.053	0.033	
4/1/2019	0.16	0.014						0.023	
4/2/2019						0.011	0.045		
4/3/2019			0.025						
9/23/2019	0.21	0.016				0.012			
9/25/2019							0.047	0.035	
9/26/2019									
9/27/2019			0.035						
2/18/2020	0.15					0.012			
2/19/2020		0.013							

Time Series

Constituent: Barium (mg/L) Analysis Run 11/18/2022 2:56 AM View: Constituents View

Plant Bowen Client: Southern Company Data: Bowen AP-1

	BGWA-2 (bg)	BGWA-29 (bg)	BGWA-33 (bg)	BGWA-47D (bg)	BGWA-48D (bg)	BGWA-6	BGWC-10	BGWC-12	BGWC-14A
2/20/2020							0.049		
2/21/2020			0.03						
2/24/2020								0.033	
3/18/2020	0.14	0.013							
3/19/2020						0.013		0.034	
3/20/2020			0.033						
3/23/2020							0.042		
5/22/2020				0.046					0.036
5/25/2020					0.12				
6/23/2020				0.065	0.067				0.029
7/28/2020				0.081	0.098				0.049
9/2/2020				0.058					0.04
9/3/2020					0.067				
9/23/2020	0.14	0.014				0.01			
9/24/2020							0.041		
9/25/2020			0.028					0.038	
10/1/2020				0.058	0.073				0.039
11/10/2020				0.057	0.071				0.037
12/15/2020				0.059	0.073				0.042
1/20/2021				0.058	0.071				0.042
2/16/2021	0.15	0.013							
2/17/2021				0.06	0.064				
2/18/2021						0.012	0.039		0.036
2/19/2021			0.03					0.043	
3/23/2021		0.013							
3/24/2021								0.039	0.032
3/25/2021				0.057	0.091				
3/26/2021	0.14								
3/30/2021							0.041		
3/31/2021						0.052			
4/1/2021			0.035						
8/16/2021	0.13	0.017		0.06	0.074	0.044			
8/18/2021							0.036	0.042	0.04
8/25/2021			0.029						
2/9/2022	0.12			0.057	0.054	0.043			0.022
2/10/2022		0.011							
2/11/2022							0.044	0.043	
2/16/2022			0.031						
7/26/2022	0.12	0.013		0.056	0.025	0.016			0.038
7/27/2022								0.045	
7/28/2022							0.042		
8/3/2022			0.061						

Time Series

Constituent: Barium (mg/L) Analysis Run 11/18/2022 2:56 AM View: Constituents View

Plant Bowen Client: Southern Company Data: Bowen AP-1

	BGWC-16
6/6/2016	
6/7/2016	0.027
8/9/2016	
8/10/2016	
8/11/2016	0.0292
8/12/2016	
8/16/2016	
8/22/2016	
10/3/2016	
10/4/2016	
10/6/2016	
10/7/2016	0.0295
11/29/2016	
12/1/2016	
12/5/2016	
12/6/2016	0.0367
1/10/2017	
2/13/2017	
2/14/2017	
2/15/2017	
2/16/2017	0.0315
4/13/2017	
4/14/2017	
4/18/2017	0.0272
5/25/2017	
5/30/2017	0.0316
6/2/2017	
7/7/2017	
7/10/2017	
7/12/2017	
7/13/2017	
7/14/2017	0.029
3/26/2018	
3/27/2018	0.027
3/28/2018	
6/12/2018	0.029
6/14/2018	
10/16/2018	
10/17/2018	
10/18/2018	0.026
2/25/2019	0.028
2/27/2019	
2/28/2019	
4/1/2019	
4/2/2019	0.025
4/3/2019	
9/23/2019	
9/25/2019	
9/26/2019	0.031
9/27/2019	
2/18/2020	
2/19/2020	

Time Series

Constituent: Barium (mg/L) Analysis Run 11/18/2022 2:56 AM View: Constituents View

Plant Bowen Client: Southern Company Data: Bowen AP-1

	BGWC-16
2/20/2020	0.026
2/21/2020	
2/24/2020	
3/18/2020	
3/19/2020	0.027
3/20/2020	
3/23/2020	
5/22/2020	
5/25/2020	
6/23/2020	
7/28/2020	
9/2/2020	
9/3/2020	
9/23/2020	
9/24/2020	0.028
9/25/2020	
10/1/2020	
11/10/2020	
12/15/2020	
1/20/2021	
2/16/2021	
2/17/2021	
2/18/2021	0.028
2/19/2021	
3/23/2021	
3/24/2021	0.028
3/25/2021	
3/26/2021	
3/30/2021	
3/31/2021	
4/1/2021	
8/16/2021	
8/18/2021	0.027
8/25/2021	
2/9/2022	
2/10/2022	
2/11/2022	0.03
2/16/2022	
7/26/2022	
7/27/2022	0.033
7/28/2022	
8/3/2022	

Time Series

Constituent: Barium (mg/L) Analysis Run 11/18/2022 2:56 AM View: Constituents View

Plant Bowen Client: Southern Company Data: Bowen AP-1

	BGWC-17	BGWC-18	BGWC-19	BGWC-20	BGWC-21	BGWC-22	BGWC-23	BGWC-24	BGWC-25
6/7/2016	0.017								
6/8/2016		0.039	0.036	0.036	0.054	0.092			0.038
6/9/2016							0.11	0.14	
8/11/2016	0.0152								
8/12/2016		0.031	0.0412	0.0283					
8/15/2016									0.0321
8/18/2016					0.0479	0.0953	0.0893	0.113	
10/7/2016	0.0225	0.0427	0.0427						
10/10/2016				0.0288	0.0433	0.0954	0.0839	0.0888	0.0283
12/6/2016	0.0171	0.0398							
12/7/2016			0.0338	0.0279			0.0912	0.0289	
12/8/2016					0.0474	0.0991			0.0294
1/23/2017									
2/7/2017									
2/16/2017	0.0187	0.0309	0.0407						
2/17/2017				0.0316	0.0483	0.0927			
2/20/2017							0.0813	0.0999	0.0275
3/27/2017									
4/17/2017									
4/19/2017	0.0183	0.0325	0.042	0.0367	0.0486		0.087	0.114	
4/20/2017						0.086			0.0279
5/22/2017									
5/30/2017	0.0179								
6/1/2017		0.0331	0.0341	0.0361	0.0468				0.0313
6/5/2017						0.0875	0.084	0.135	
7/11/2017									
7/14/2017	0.0191	0.0349	0.0405						
7/17/2017							0.0809	0.134	0.0251
7/18/2017				0.0346	0.0494				
7/19/2017						0.0877			
8/23/2017									
3/26/2018									
3/27/2018	0.015	0.027	0.029						
3/28/2018				0.03	0.043				0.018
3/29/2018						0.088	0.085	0.08	
6/13/2018				0.031			0.091	0.1	
6/14/2018	0.016	0.032			0.042	0.093			0.019
6/15/2018			0.032						
10/17/2018	0.015								
10/18/2018		0.033							
10/19/2018			0.037		0.038				
10/22/2018				0.03		0.088	0.087	0.1	0.018
2/27/2019	0.014	0.027		0.032					
3/1/2019			0.028			0.087	0.097	0.12	0.021
4/2/2019	0.015	0.028							
4/3/2019			0.033	0.029	0.033	0.082	0.087	0.095	
4/4/2019									0.016
9/26/2019	0.023	0.042	0.049	0.032					
9/27/2019						0.095	0.11		
9/30/2019					0.036			0.098	0.016
2/24/2020	0.014	0.028	0.024	0.033					
2/25/2020						0.062	0.12		

Time Series

Constituent: Barium (mg/L) Analysis Run 11/18/2022 2:56 AM View: Constituents View

Plant Bowen Client: Southern Company Data: Bowen AP-1

	BGWC-17	BGWC-18	BGWC-19	BGWC-20	BGWC-21	BGWC-22	BGWC-23	BGWC-24	BGWC-25
2/26/2020					0.024			0.1	0.015
3/19/2020	0.017								
3/20/2020		0.031	0.034		0.03	0.075			
3/23/2020				0.032			0.11		
3/24/2020									0.015
3/25/2020								0.096	
9/24/2020	0.022	0.031			0.031	0.093	0.12		
9/25/2020								0.088	
9/28/2020			0.03	0.032					0.016
2/18/2021	0.017	0.034	0.026	0.039					
2/19/2021					0.03	0.086	0.12	0.081	
2/23/2021									0.019
3/8/2021									
3/24/2021	0.018	0.031							
3/25/2021									
3/26/2021			0.028				0.12	0.075	0.018
3/29/2021				0.033	0.025	0.079			
8/19/2021	0.015	0.029							0.019
8/20/2021			0.035	0.034	0.024				
8/23/2021						0.073	0.11	0.077	
2/11/2022	0.015								
2/14/2022							0.11		
2/15/2022						0.074		0.077	
2/16/2022		0.032	0.036	0.035	0.028				0.019
7/27/2022	0.015	0.029	0.039	0.032					0.016
7/28/2022					0.025				
8/1/2022							0.099		
8/2/2022						0.074		0.022	
10/21/2022								0.057 (R)	

Time Series

Constituent: Barium (mg/L) Analysis Run 11/18/2022 2:56 AM View: Constituents View

Plant Bowen Client: Southern Company Data: Bowen AP-1

	BGWC-30
6/7/2016	
6/8/2016	
6/9/2016	
8/11/2016	
8/12/2016	
8/15/2016	
8/18/2016	
10/7/2016	
10/10/2016	
12/6/2016	
12/7/2016	
12/8/2016	
1/23/2017	0.237
2/7/2017	0.191
2/16/2017	
2/17/2017	
2/20/2017	
3/27/2017	0.197
4/17/2017	0.192
4/19/2017	
4/20/2017	
5/22/2017	0.197
5/30/2017	
6/1/2017	
6/5/2017	0.201
7/11/2017	0.179
7/14/2017	
7/17/2017	
7/18/2017	
7/19/2017	
8/23/2017	0.15
3/26/2018	0.1
3/27/2018	
3/28/2018	
3/29/2018	
6/13/2018	
6/14/2018	
6/15/2018	0.087
10/17/2018	
10/18/2018	
10/19/2018	
10/22/2018	0.1
2/27/2019	
3/1/2019	0.078
4/2/2019	0.075
4/3/2019	
4/4/2019	
9/26/2019	
9/27/2019	0.08
9/30/2019	
2/24/2020	
2/25/2020	

Time Series

Constituent: Barium (mg/L) Analysis Run 11/18/2022 2:56 AM View: Constituents View

Plant Bowen Client: Southern Company Data: Bowen AP-1

	BGWC-30
2/26/2020	0.062
3/19/2020	
3/20/2020	
3/23/2020	0.075
3/24/2020	
3/25/2020	
9/24/2020	
9/25/2020	0.07
9/28/2020	
2/18/2021	
2/19/2021	
2/23/2021	
3/8/2021	0.074
3/24/2021	
3/25/2021	0.06
3/26/2021	
3/29/2021	
8/19/2021	0.094
8/20/2021	
8/23/2021	
2/11/2022	
2/14/2022	0.072
2/15/2022	
2/16/2022	
7/27/2022	
7/28/2022	
8/1/2022	0.061
8/2/2022	
10/21/2022	

Time Series

Constituent: Barium (mg/L) Analysis Run 11/18/2022 2:56 AM View: Constituents View

Plant Bowen Client: Southern Company Data: Bowen AP-1

	BGWC-31	BGWC-32	BGWC-34D	BGWC-35D	BGWC-36D	BGWC-37D	BGWC-38D	BGWC-39	BGWC-40
10/17/2018					0.11				
10/18/2018	0.055								
10/19/2018			0.038						
10/22/2018		0.096		0.065					
4/2/2019					0.074				
4/4/2019	0.032		0.031	0.071					
4/5/2019		0.085							
9/24/2019	0.038		0.036						
9/26/2019		0.12		0.085					
9/27/2019					0.084				
2/25/2020				0.099		0.12			
2/26/2020	0.033				0.064				
2/27/2020		0.092	0.036				0.24	0.06	
2/28/2020									0.045
3/23/2020	0.038				0.062				
3/24/2020		0.094	0.043			0.1	0.17	0.04	
3/25/2020				0.12					0.048
9/2/2020							0.19		
9/25/2020		0.14		0.11		0.1			
9/28/2020	0.038		0.042		0.067				
9/29/2020								0.096	0.047
2/19/2021			0.053						
2/22/2021	0.041			0.091		0.09		0.054	0.061
2/23/2021		0.13							
3/8/2021					0.073				
3/9/2021							0.096		
3/25/2021					0.073				
3/26/2021				0.07		0.089			
3/29/2021	0.039						0.082		
3/30/2021		0.13	0.048						0.06
3/31/2021								0.06	
8/19/2021							0.14		
8/20/2021	0.041			0.069		0.09			
8/23/2021					0.066				
8/24/2021			0.048					0.065	0.053
8/25/2021		0.099							
2/14/2022					0.064		0.15		
2/15/2022									
2/16/2022	0.042	0.096	0.052					0.067	0.055
2/17/2022				0.071		0.087			
7/28/2022	0.039		0.051	0.06		0.094			0.047
7/29/2022		0.09			0.062				
8/2/2022							0.12	0.07	

Time Series

Constituent: Barium (mg/L) Analysis Run 11/18/2022 2:56 AM View: Constituents View

Plant Bowen Client: Southern Company Data: Bowen AP-1

	BGWC-41D
10/17/2018	
10/18/2018	
10/19/2018	
10/22/2018	
4/2/2019	
4/4/2019	
4/5/2019	
9/24/2019	
9/26/2019	
9/27/2019	
2/25/2020	
2/26/2020	
2/27/2020	
2/28/2020	
3/23/2020	
3/24/2020	
3/25/2020	
9/2/2020	0.046
9/25/2020	
9/28/2020	
9/29/2020	
2/19/2021	
2/22/2021	0.053
2/23/2021	
3/8/2021	
3/9/2021	
3/25/2021	
3/26/2021	
3/29/2021	
3/30/2021	
3/31/2021	0.058
8/19/2021	
8/20/2021	
8/23/2021	
8/24/2021	0.06
8/25/2021	
2/14/2022	
2/15/2022	0.063
2/16/2022	
2/17/2022	
7/28/2022	
7/29/2022	0.06
8/2/2022	

Time Series

Constituent: Barium (mg/L) Analysis Run 11/18/2022 2:56 AM View: Constituents View

Plant Bowen Client: Southern Company Data: Bowen AP-1

	BGWC-42D	BGWC-43D	BGWC-44D	BGWC-49D	BGWC-50D	BGWC-51	BGWC-52	BGWC-7	BGWC-8
6/6/2016									
6/7/2016									0.0051
6/8/2016								0.048	
8/10/2016									0.0264
8/11/2016								0.0428	
10/4/2016									0.0316
10/5/2016									
10/6/2016								0.0404	
12/2/2016									0.026
12/5/2016									
12/6/2016								0.0385	
2/14/2017									0.0299
2/15/2017								0.039	
4/14/2017									0.0275
4/17/2017									
4/18/2017								0.0392	
5/26/2017									0.0328
6/2/2017								0.0407	
7/10/2017									0.0305
7/11/2017									
7/14/2017								0.0394	
3/26/2018									0.029
3/27/2018								0.039	
6/12/2018									0.031
6/13/2018								0.038	
10/16/2018									0.034
10/17/2018									
10/18/2018								0.037	
2/25/2019									0.03
2/28/2019								0.041	
4/1/2019									0.025
4/2/2019								0.031	
9/24/2019								0.035	0.03
2/19/2020									0.032
2/20/2020									
2/21/2020								0.03	
3/18/2020									0.028
3/19/2020								0.031	
9/3/2020	0.087	0.083	0.02						
9/23/2020									0.029
9/24/2020									
9/25/2020								0.03	
1/28/2021						0.061	0.076		
2/16/2021									0.028
2/17/2021									
2/18/2021			0.026					0.031	
2/22/2021	0.13								
2/23/2021						0.054	0.095		
3/8/2021		0.068							
3/24/2021									0.027
3/29/2021		0.065							
3/30/2021						0.051	0.084	0.035	

Time Series

Constituent: Barium (mg/L) Analysis Run 11/18/2022 2:56 AM View: Constituents View

Plant Bowen Client: Southern Company Data: Bowen AP-1

	BGWC-42D	BGWC-43D	BGWC-44D	BGWC-49D	BGWC-50D	BGWC-51	BGWC-52	BGWC-7	BGWC-8
3/31/2021			0.025						
4/1/2021	0.058								
4/19/2021				0.077	0.033				
8/18/2021			0.021		0.028				0.029
8/19/2021								0.028	
8/20/2021	0.12								
8/23/2021		0.07				0.044	0.063		
8/24/2021				0.094					
2/9/2022			0.023		0.049				
2/10/2022									0.027
2/11/2022								0.029	
2/14/2022						0.011	0.029		
2/15/2022		0.076							
2/17/2022	0.12			0.077					
7/26/2022			0.022		0.051				0.029
7/28/2022	0.084						0.021	0.028	
8/1/2022		0.066		0.062		0.0081			

Time Series

Constituent: Barium (mg/L) Analysis Run 11/18/2022 2:56 AM View: Constituents View

Plant Bowen Client: Southern Company Data: Bowen AP-1

	BGWC-9
6/6/2016	0.034
6/7/2016	
6/8/2016	
8/10/2016	
8/11/2016	0.0305
10/4/2016	
10/5/2016	0.0289
10/6/2016	
12/2/2016	
12/5/2016	0.0269
12/6/2016	
2/14/2017	
2/15/2017	0.0299
4/14/2017	
4/17/2017	0.0318
4/18/2017	
5/26/2017	0.0341
6/2/2017	
7/10/2017	
7/11/2017	0.0355
7/14/2017	
3/26/2018	
3/27/2018	0.026
6/12/2018	0.024
6/13/2018	
10/16/2018	
10/17/2018	0.037
10/18/2018	
2/25/2019	
2/28/2019	
4/1/2019	0.027
4/2/2019	
9/24/2019	0.035
2/19/2020	
2/20/2020	0.025
2/21/2020	
3/18/2020	
3/19/2020	0.028
9/3/2020	
9/23/2020	
9/24/2020	0.031
9/25/2020	
1/28/2021	
2/16/2021	
2/17/2021	0.03
2/18/2021	
2/22/2021	
2/23/2021	
3/8/2021	
3/24/2021	0.026
3/29/2021	
3/30/2021	

Time Series

Constituent: Barium (mg/L) Analysis Run 11/18/2022 2:56 AM View: Constituents View

Plant Bowen Client: Southern Company Data: Bowen AP-1

	BGWC-9
3/31/2021	
4/1/2021	
4/19/2021	
8/18/2021	0.025
8/19/2021	
8/20/2021	
8/23/2021	
8/24/2021	
2/9/2022	
2/10/2022	0.026
2/11/2022	
2/14/2022	
2/15/2022	
2/17/2022	
7/26/2022	0.029
7/28/2022	
8/1/2022	

Time Series

Constituent: Beryllium (mg/L) Analysis Run 11/18/2022 2:56 AM View: Constituents View

Plant Bowen Client: Southern Company Data: Bowen AP-1

	BGWA-2 (bg)	BGWA-29 (bg)	BGWA-33 (bg)	BGWA-47D (bg)	BGWA-48D (bg)	BGWA-6	BGWC-10	BGWC-12	BGWC-14A
6/6/2016	<0.0005					<0.0005			
6/7/2016							<0.0005	<0.0005	
8/9/2016	<0.0005								
8/10/2016						<0.0005			
8/11/2016									
8/12/2016								<0.0005	
8/16/2016							<0.0005		
8/22/2016		<0.0005							
10/3/2016	<0.0005								
10/4/2016		<0.0005				<0.0005			
10/6/2016								<0.0005	
10/7/2016							<0.0005		
11/29/2016	<0.0005								
12/1/2016		<0.0005				<0.0005			
12/5/2016								<0.0005	
12/6/2016							<0.0005		
1/10/2017		<0.0005							
2/13/2017	<0.0005								
2/14/2017		<0.0005				<0.0005			
2/15/2017								<0.0005	
2/16/2017							<0.0005		
4/13/2017	<0.0005					<0.0005			
4/14/2017		<0.0005							
4/18/2017							<0.0005	<0.0005	
5/25/2017	<0.0005	<0.0005				<0.0005			
5/30/2017									
6/2/2017							<0.0005	<0.0005	
7/7/2017	<0.0005					<0.0005			
7/10/2017		<0.0005							
7/12/2017							<0.0005		
7/13/2017								<0.0005	
7/14/2017									
3/26/2018	<0.0005	<0.0005							
3/27/2018							<0.0005		
3/28/2018								<0.0005	
2/25/2019	<0.0005								
2/27/2019		<0.0005							
2/28/2019							<0.0005	7.6E-05 (J)	
4/1/2019	<0.0005	<0.0005						<0.0005	
4/2/2019						<0.0005	<0.0005		
4/3/2019			<0.0005						
9/23/2019	<0.0005	<0.0005				<0.0005			
9/25/2019							<0.0005	<0.0005	
9/26/2019									
9/27/2019			<0.0005						
2/18/2020	<0.0005					<0.0005			
2/19/2020		<0.0005							
2/20/2020							<0.0005		
2/21/2020			<0.0005						
2/24/2020								<0.0005	
3/18/2020	<0.0005	<0.0005							
3/19/2020						<0.0005		<0.0005	

Time Series

Constituent: Beryllium (mg/L) Analysis Run 11/18/2022 2:56 AM View: Constituents View

Plant Bowen Client: Southern Company Data: Bowen AP-1

	BGWA-2 (bg)	BGWA-29 (bg)	BGWA-33 (bg)	BGWA-47D (bg)	BGWA-48D (bg)	BGWA-6	BGWC-10	BGWC-12	BGWC-14A
3/20/2020			<0.0005						
3/23/2020							<0.0005		
5/22/2020				<0.0005					<0.0005
5/25/2020					<0.0005				
6/23/2020				<0.0005	<0.0005				<0.0005
7/28/2020				<0.0005	<0.0005				<0.0005
9/2/2020				<0.0005					<0.0005
9/3/2020					<0.0005				
9/23/2020	<0.0005	<0.0005				<0.0005			
9/24/2020							<0.0005		
9/25/2020			<0.0005					<0.0005	
10/1/2020				<0.0005	5.7E-05 (J)				<0.0005
11/10/2020				<0.0005	<0.0005				<0.0005
12/15/2020				<0.0005	<0.0005				<0.0005
1/20/2021				<0.0005	<0.0005				<0.0005
2/16/2021	<0.0005	<0.0005							
2/17/2021				<0.0005	<0.0005				
2/18/2021						<0.0005	<0.0005		<0.0005
2/19/2021			<0.0005					4.6E-05 (J)	
3/23/2021		<0.0005							
3/24/2021								<0.0005	<0.0005
3/25/2021				<0.0005	<0.0005				
3/26/2021	<0.0005								
3/30/2021							<0.0005		
3/31/2021						<0.0005			
4/1/2021			<0.0005						
8/16/2021	<0.0005	<0.0005		<0.0005	<0.0005	<0.0005			
8/18/2021							<0.0005	<0.0005	<0.0005
8/25/2021			<0.0005						
2/9/2022	<0.0005			<0.0005	<0.0005	<0.0005			<0.0005
2/10/2022		<0.0005							
2/11/2022							<0.0005	<0.0005	
2/16/2022			<0.0005						
7/26/2022	<0.0005	<0.0005		<0.0005	<0.0005	<0.0005			<0.0005
7/27/2022								<0.0005	
7/28/2022							<0.0005		
8/3/2022			<0.0005						

Time Series

Constituent: Beryllium (mg/L) Analysis Run 11/18/2022 2:56 AM View: Constituents View

Plant Bowen Client: Southern Company Data: Bowen AP-1

	BGWC-16
6/6/2016	
6/7/2016	<0.0005
8/9/2016	
8/10/2016	
8/11/2016	<0.0005
8/12/2016	
8/16/2016	
8/22/2016	
10/3/2016	
10/4/2016	
10/6/2016	
10/7/2016	<0.0005
11/29/2016	
12/1/2016	
12/5/2016	
12/6/2016	<0.0005
1/10/2017	
2/13/2017	
2/14/2017	
2/15/2017	
2/16/2017	<0.0005
4/13/2017	
4/14/2017	
4/18/2017	<0.0005
5/25/2017	
5/30/2017	<0.0005
6/2/2017	
7/7/2017	
7/10/2017	
7/12/2017	
7/13/2017	
7/14/2017	<0.0005
3/26/2018	
3/27/2018	<0.0005
3/28/2018	
2/25/2019	8.7E-05 (J)
2/27/2019	
2/28/2019	
4/1/2019	
4/2/2019	6.3E-05 (J)
4/3/2019	
9/23/2019	
9/25/2019	
9/26/2019	8E-05 (J)
9/27/2019	
2/18/2020	
2/19/2020	
2/20/2020	0.00012 (J)
2/21/2020	
2/24/2020	
3/18/2020	
3/19/2020	0.00012 (J)

Time Series

Constituent: Beryllium (mg/L) Analysis Run 11/18/2022 2:56 AM View: Constituents View

Plant Bowen Client: Southern Company Data: Bowen AP-1

	BGWC-16
3/20/2020	
3/23/2020	
5/22/2020	
5/25/2020	
6/23/2020	
7/28/2020	
9/2/2020	
9/3/2020	
9/23/2020	
9/24/2020	0.00011 (J)
9/25/2020	
10/1/2020	
11/10/2020	
12/15/2020	
1/20/2021	
2/16/2021	
2/17/2021	
2/18/2021	0.00013 (J)
2/19/2021	
3/23/2021	
3/24/2021	0.00014 (J)
3/25/2021	
3/26/2021	
3/30/2021	
3/31/2021	
4/1/2021	
8/16/2021	
8/18/2021	0.00013 (J)
8/25/2021	
2/9/2022	
2/10/2022	
2/11/2022	0.00013 (J)
2/16/2022	
7/26/2022	
7/27/2022	0.00017 (J)
7/28/2022	
8/3/2022	

Time Series

Constituent: Beryllium (mg/L) Analysis Run 11/18/2022 2:56 AM View: Constituents View

Plant Bowen Client: Southern Company Data: Bowen AP-1

	BGWC-17	BGWC-18	BGWC-19	BGWC-20	BGWC-21	BGWC-22	BGWC-23	BGWC-24	BGWC-25
6/7/2016	<0.0005								
6/8/2016		<0.0005	<0.0005	<0.0005	<0.0005	<0.0005			<0.0005
6/9/2016							<0.0005	<0.0005	
8/11/2016	<0.0005								
8/12/2016		<0.0005	<0.0005	<0.0005					
8/15/2016									<0.0005
8/18/2016					<0.0005	<0.0005	<0.0005	<0.0005	
10/7/2016	<0.0005	<0.0005	<0.0005						
10/10/2016				<0.0005	<0.0005	<0.0005	<0.0005	<0.0005	<0.0005
12/6/2016	<0.0005	<0.0005							
12/7/2016			<0.0005	<0.0005			<0.0005	<0.0005	
12/8/2016					<0.0005	<0.0005			<0.0005
1/23/2017									
2/7/2017									
2/16/2017	<0.0005	<0.0005	<0.0005						
2/17/2017				<0.0005	<0.0005	<0.0005			
2/20/2017							<0.0005	<0.0005	<0.0005
3/27/2017									
4/17/2017									
4/19/2017	<0.0005	<0.0005	8E-05 (J)	<0.0005	<0.0005		<0.0005	<0.0005	
4/20/2017						<0.0005			<0.0005
5/22/2017									
5/30/2017	<0.0005								
6/1/2017		9E-05 (J)	7E-05 (J)	<0.0005	<0.0005				<0.0005
6/5/2017						<0.0005	<0.0005	<0.0005	
7/11/2017									
7/14/2017	<0.0005	<0.0005	<0.0005						
7/17/2017							<0.0005	<0.0005	<0.0005
7/18/2017				<0.0005	<0.0005				
7/19/2017						<0.0005			
8/23/2017									
3/26/2018									
3/27/2018	<0.0005	<0.0005	<0.0005						
3/28/2018				<0.0005	<0.0005				<0.0005
3/29/2018						<0.0005	<0.0005	<0.0005	
2/27/2019	<0.0005	0.00011 (J)		<0.0005					
3/1/2019			<0.0005			0.00012 (J)	<0.0005	<0.0005	<0.0005
4/2/2019	<0.0005	5.2E-05 (J)							
4/3/2019			<0.0005	<0.0005	<0.0005	6.7E-05 (J)	<0.0005	<0.0005	
4/4/2019									<0.0005
9/26/2019	<0.0005	<0.0005	<0.0005	<0.0005					
9/27/2019						9.9E-05 (J)	<0.0005		
9/30/2019					<0.0005			9.3E-05 (J)	<0.0005
2/24/2020	<0.0005	<0.0005	<0.0005	<0.0005					
2/25/2020						9.3E-05 (J)	<0.0005		
2/26/2020					<0.0005			0.0001 (J)	<0.0005
3/19/2020	<0.0005								
3/20/2020		7.6E-05 (J)	<0.0005		<0.0005	8.8E-05 (J)			
3/23/2020				<0.0005			<0.0005		
3/24/2020									<0.0005
3/25/2020								0.0001 (J)	
9/24/2020	5.4E-05 (J)	<0.0005			<0.0005	0.00012 (J)	5.4E-05 (J)		

Time Series

Constituent: Beryllium (mg/L) Analysis Run 11/18/2022 2:56 AM View: Constituents View

Plant Bowen Client: Southern Company Data: Bowen AP-1

	BGWC-17	BGWC-18	BGWC-19	BGWC-20	BGWC-21	BGWC-22	BGWC-23	BGWC-24	BGWC-25
9/25/2020								0.00013 (J)	
9/28/2020			8.8E-05 (J)	<0.0005					<0.0005
2/18/2021	6.5E-05 (J)	6.8E-05 (J)	5.2E-05 (J)	<0.0005					
2/19/2021					<0.0005	0.00013 (J)	<0.0005	0.00018 (J)	
2/23/2021									<0.0005
3/8/2021									
3/24/2021	<0.0005	6.1E-05 (J)							
3/25/2021									
3/26/2021			5.5E-05 (J)				<0.0005	<0.0005	<0.0005
3/29/2021				<0.0005	<0.0005	0.00011 (J)			
8/19/2021	6.1E-05 (J)	<0.0005							<0.0005
8/20/2021			8.7E-05 (J)	<0.0005	<0.0005				
8/23/2021						0.00011 (J)	<0.0005	0.00017 (J)	
2/11/2022	<0.0005								
2/14/2022							<0.0005		
2/15/2022						0.00012 (J)		0.00027 (J)	
2/16/2022		6.3E-05 (J)	0.0001 (J)	<0.0005	<0.0005				<0.0005
7/27/2022	5.8E-05 (J)	<0.0005	6.1E-05 (J)	<0.0005					<0.0005
7/28/2022					<0.0005				
8/1/2022							<0.0005		
8/2/2022						0.00012 (J)		<0.0005	
10/21/2022								0.00022 (JR)	

Time Series

Constituent: Beryllium (mg/L) Analysis Run 11/18/2022 2:56 AM View: Constituents View

Plant Bowen Client: Southern Company Data: Bowen AP-1

	BGWC-30
6/7/2016	
6/8/2016	
6/9/2016	
8/11/2016	
8/12/2016	
8/15/2016	
8/18/2016	
10/7/2016	
10/10/2016	
12/6/2016	
12/7/2016	
12/8/2016	
1/23/2017	<0.0005
2/7/2017	<0.0005
2/16/2017	
2/17/2017	
2/20/2017	
3/27/2017	<0.0005
4/17/2017	<0.0005
4/19/2017	
4/20/2017	
5/22/2017	<0.0005
5/30/2017	
6/1/2017	
6/5/2017	<0.0005
7/11/2017	<0.0005
7/14/2017	
7/17/2017	
7/18/2017	
7/19/2017	
8/23/2017	<0.0005
3/26/2018	<0.0005
3/27/2018	
3/28/2018	
3/29/2018	
2/27/2019	
3/1/2019	<0.0005
4/2/2019	<0.0005
4/3/2019	
4/4/2019	
9/26/2019	
9/27/2019	<0.0005
9/30/2019	
2/24/2020	
2/25/2020	
2/26/2020	<0.0005
3/19/2020	
3/20/2020	
3/23/2020	<0.0005
3/24/2020	
3/25/2020	
9/24/2020	

Time Series

Constituent: Beryllium (mg/L) Analysis Run 11/18/2022 2:56 AM View: Constituents View

Plant Bowen Client: Southern Company Data: Bowen AP-1

	BGWC-30
9/25/2020	<0.0005
9/28/2020	
2/18/2021	
2/19/2021	
2/23/2021	
3/8/2021	<0.0005
3/24/2021	
3/25/2021	<0.0005
3/26/2021	
3/29/2021	
8/19/2021	<0.0005
8/20/2021	
8/23/2021	
2/11/2022	
2/14/2022	<0.0005
2/15/2022	
2/16/2022	
7/27/2022	
7/28/2022	
8/1/2022	<0.0005
8/2/2022	
10/21/2022	

Time Series

Constituent: Beryllium (mg/L) Analysis Run 11/18/2022 2:56 AM View: Constituents View

Plant Bowen Client: Southern Company Data: Bowen AP-1

	BGWC-31	BGWC-32	BGWC-34D	BGWC-35D	BGWC-36D	BGWC-37D	BGWC-38D	BGWC-39	BGWC-40
4/2/2019					7E-05 (J)				
4/4/2019	<0.0005		<0.0005	<0.0005					
4/5/2019		<0.0005							
9/24/2019	<0.0005		<0.0005						
9/26/2019		<0.0005		<0.0005					
9/27/2019					<0.0005				
2/25/2020				<0.0005		<0.0005			
2/26/2020	<0.0005				<0.0005				
2/27/2020		<0.0005	<0.0005				8.8E-05 (J)	<0.0005	
2/28/2020									<0.0005
3/23/2020	<0.0005				<0.0005				
3/24/2020		<0.0005	<0.0005			<0.0005	<0.0005	7.9E-05 (J)	
3/25/2020				<0.0005					<0.0005
9/2/2020							6E-05 (J)		
9/25/2020		<0.0005		<0.0005		<0.0005			
9/28/2020	<0.0005		<0.0005		<0.0005				
9/29/2020								<0.0005	<0.0005
2/19/2021			<0.0005						
2/22/2021	<0.0005			<0.0005		<0.0005		<0.0005	<0.0005
2/23/2021		<0.0005							
3/8/2021					<0.0005				
3/9/2021							<0.0005		
3/25/2021					<0.0005				
3/26/2021				<0.0005		<0.0005			
3/29/2021	<0.0005						<0.0005		
3/30/2021		<0.0005	<0.0005						<0.0005
3/31/2021								<0.0005	
8/19/2021							5.9E-05 (J)		
8/20/2021	<0.0005			<0.0005		<0.0005			
8/23/2021					<0.0005				
8/24/2021			<0.0005					<0.0005	<0.0005
8/25/2021		<0.0005							
2/14/2022					<0.0005		<0.0005		
2/15/2022									
2/16/2022	<0.0005	<0.0005	<0.0005					<0.0005	<0.0005
2/17/2022				<0.0005		<0.0005			
7/28/2022	<0.0005		<0.0005	<0.0005		<0.0005			<0.0005
7/29/2022		<0.0005			<0.0005				
8/2/2022							5.4E-05 (J)	<0.0005	

Time Series

Constituent: Beryllium (mg/L) Analysis Run 11/18/2022 2:56 AM View: Constituents View

Plant Bowen Client: Southern Company Data: Bowen AP-1

	BGWC-41D
4/2/2019	
4/4/2019	
4/5/2019	
9/24/2019	
9/26/2019	
9/27/2019	
2/25/2020	
2/26/2020	
2/27/2020	
2/28/2020	
3/23/2020	
3/24/2020	
3/25/2020	
9/2/2020	<0.0005
9/25/2020	
9/28/2020	
9/29/2020	
2/19/2021	
2/22/2021	<0.0005
2/23/2021	
3/8/2021	
3/9/2021	
3/25/2021	
3/26/2021	
3/29/2021	
3/30/2021	
3/31/2021	<0.0005
8/19/2021	
8/20/2021	
8/23/2021	
8/24/2021	<0.0005
8/25/2021	
2/14/2022	
2/15/2022	<0.0005
2/16/2022	
2/17/2022	
7/28/2022	
7/29/2022	<0.0005
8/2/2022	

Time Series

Constituent: Beryllium (mg/L) Analysis Run 11/18/2022 2:56 AM View: Constituents View

Plant Bowen Client: Southern Company Data: Bowen AP-1

	BGWC-42D	BGWC-43D	BGWC-44D	BGWC-49D	BGWC-50D	BGWC-51	BGWC-52	BGWC-7	BGWC-8
6/6/2016									
6/7/2016									<0.0005
6/8/2016								<0.0005	
8/10/2016									<0.0005
8/11/2016								<0.0005	
10/4/2016									<0.0005
10/5/2016									
10/6/2016								<0.0005	
12/2/2016									<0.0005
12/5/2016									
12/6/2016								<0.0005	
2/14/2017									<0.0005
2/15/2017								<0.0005	
4/14/2017									<0.0005
4/17/2017									
4/18/2017								<0.0005	
5/26/2017									<0.0005
6/2/2017								<0.0005	
7/10/2017									<0.0005
7/11/2017									
7/14/2017								<0.0005	
3/26/2018									<0.0005
3/27/2018								<0.0005	
2/25/2019									<0.0005
2/28/2019								<0.0005	
4/1/2019									<0.0005
4/2/2019								<0.0005	
9/24/2019								<0.0005	<0.0005
2/19/2020									<0.0005
2/20/2020									
2/21/2020								<0.0005	
3/18/2020									<0.0005
3/19/2020								<0.0005	
9/3/2020	<0.0005	<0.0005	<0.0005						
9/23/2020									<0.0005
9/24/2020									
9/25/2020								<0.0005	
1/28/2021						8.3E-05 (J)	<0.0005		
2/16/2021									<0.0005
2/17/2021									
2/18/2021			<0.0005					<0.0005	
2/22/2021	<0.0005								
2/23/2021						0.00011 (J)	<0.0005		
3/8/2021		<0.0005							
3/24/2021									<0.0005
3/29/2021		<0.0005							
3/30/2021						0.00021 (J)	5.2E-05 (J)	<0.0005	
3/31/2021			<0.0005						
4/1/2021	<0.0005								
4/19/2021				<0.0005	<0.0005				
8/18/2021			<0.0005		<0.0005				<0.0005
8/19/2021								<0.0005	

Time Series

Constituent: Beryllium (mg/L) Analysis Run 11/18/2022 2:56 AM View: Constituents View

Plant Bowen Client: Southern Company Data: Bowen AP-1

	BGWC-42D	BGWC-43D	BGWC-44D	BGWC-49D	BGWC-50D	BGWC-51	BGWC-52	BGWC-7	BGWC-8
8/20/2021	<0.0005								
8/23/2021		<0.0005				0.00013 (J)	<0.0005		
8/24/2021				<0.0005					
2/9/2022			<0.0005		<0.0005				
2/10/2022									<0.0005
2/11/2022								<0.0005	
2/14/2022						7E-05 (J)	<0.0005		
2/15/2022		<0.0005							
2/17/2022	<0.0005			<0.0005					
7/26/2022			<0.0005		<0.0005				<0.0005
7/28/2022	<0.0005						<0.0005	<0.0005	
8/1/2022		<0.0005		<0.0005		<0.0005			

Time Series

Constituent: Beryllium (mg/L) Analysis Run 11/18/2022 2:56 AM View: Constituents View

Plant Bowen Client: Southern Company Data: Bowen AP-1

	BGWC-9
6/6/2016	<0.0005
6/7/2016	
6/8/2016	
8/10/2016	
8/11/2016	<0.0005
10/4/2016	
10/5/2016	<0.0005
10/6/2016	
12/2/2016	
12/5/2016	<0.0005
12/6/2016	
2/14/2017	
2/15/2017	<0.0005
4/14/2017	
4/17/2017	<0.0005
4/18/2017	
5/26/2017	<0.0005
6/2/2017	
7/10/2017	
7/11/2017	<0.0005
7/14/2017	
3/26/2018	
3/27/2018	<0.0005
2/25/2019	
2/28/2019	
4/1/2019	<0.0005
4/2/2019	
9/24/2019	<0.0005
2/19/2020	
2/20/2020	<0.0005
2/21/2020	
3/18/2020	
3/19/2020	<0.0005
9/3/2020	
9/23/2020	
9/24/2020	<0.0005
9/25/2020	
1/28/2021	
2/16/2021	
2/17/2021	<0.0005
2/18/2021	
2/22/2021	
2/23/2021	
3/8/2021	
3/24/2021	<0.0005
3/29/2021	
3/30/2021	
3/31/2021	
4/1/2021	
4/19/2021	
8/18/2021	<0.0005
8/19/2021	

Time Series

Constituent: Beryllium (mg/L) Analysis Run 11/18/2022 2:56 AM View: Constituents View

Plant Bowen Client: Southern Company Data: Bowen AP-1

	BGWC-9
8/20/2021	
8/23/2021	
8/24/2021	
2/9/2022	
2/10/2022	<0.0005
2/11/2022	
2/14/2022	
2/15/2022	
2/17/2022	
7/26/2022	<0.0005
7/28/2022	
8/1/2022	

Time Series

Constituent: Boron (mg/L) Analysis Run 11/18/2022 2:56 AM View: Constituents View

Plant Bowen Client: Southern Company Data: Bowen AP-1

	BGWA-2 (bg)	BGWA-29 (bg)	BGWA-33 (bg)	BGWA-47D (bg)	BGWA-48D (bg)	BGWA-6	BGWC-10	BGWC-12	BGWC-14A
6/6/2016	<0.04					<0.04			
6/7/2016							0.37	1.1	
8/9/2016	0.0336 (J)								
8/10/2016						0.0876 (J)			
8/11/2016									
8/12/2016								0.867	
8/16/2016							0.525		
8/22/2016		0.0132 (J)							
10/3/2016	0.0226 (J)								
10/4/2016		0.0065 (J)				0.0145 (J)			
10/6/2016								0.863	
10/7/2016							0.492		
11/29/2016	0.0085 (J)								
12/1/2016		<0.04				0.0146 (J)			
12/5/2016								0.879	
12/6/2016							0.515		
1/10/2017		<0.04							
2/13/2017	<0.04								
2/14/2017		<0.04				0.0114 (J)			
2/15/2017								0.886	
2/16/2017							0.482		
4/13/2017	0.0084 (J)					0.0195 (J)			
4/14/2017		<0.04							
4/18/2017							0.515	0.941	
5/25/2017	0.01 (J)	<0.04				0.0179 (J)			
5/30/2017									
6/2/2017							0.513	1.02	
7/7/2017	0.009 (J)					0.019 (J)			
7/10/2017		<0.04							
7/12/2017							0.508		
7/13/2017								0.945	
7/14/2017									
10/9/2017	0.0063 (J)					0.0271 (J)			
10/10/2017		<0.04						0.908	
10/11/2017							0.486		
6/12/2018	0.0058 (J)	0.0056 (J)							
6/14/2018							0.54	1	
10/16/2018	0.0066 (J)	0.0071 (J)				0.0088 (J)			
10/17/2018								1	
10/18/2018							0.49		
4/1/2019	0.0076 (J)	0.0048 (J)						0.86 (J)	
4/2/2019						0.037 (J)	0.51 (J)		
4/3/2019			0.66 (o)						
5/2/2019	0.015 (J)								
7/9/2019			0.027 (J)						
9/23/2019	0.0069 (J)	0.0052 (J)				0.0099 (J)			
9/25/2019							0.49	1.1	
9/26/2019									
9/27/2019			0.033 (J)						
2/18/2020						0.017 (J)			
2/19/2020		0.0057 (J)							
2/21/2020			0.02 (J)						

Time Series

Constituent: Boron (mg/L) Analysis Run 11/18/2022 2:56 AM View: Constituents View

Plant Bowen Client: Southern Company Data: Bowen AP-1

	BGWA-2 (bg)	BGWA-29 (bg)	BGWA-33 (bg)	BGWA-47D (bg)	BGWA-48D (bg)	BGWA-6	BGWC-10	BGWC-12	BGWC-14A
3/18/2020	0.016 (J)	0.0054 (J)							
3/19/2020						0.021 (J)		1	
3/20/2020			0.043 (J)						
3/23/2020							0.5		
5/22/2020				0.024 (J)					0.54
5/25/2020					0.018 (J)				
6/23/2020				0.019 (J)	0.015 (J)				0.45
7/28/2020				0.03 (J)	0.024 (J)				0.97
9/2/2020				0.022 (J)					1.1
9/3/2020					0.022 (J)				
9/23/2020	0.0086 (J)	<0.04				0.0081 (J)			
9/24/2020							0.47		
9/25/2020			0.02 (J)					1	
10/1/2020				0.025 (J)	0.027 (J)				1.2
11/10/2020				0.025 (J)	0.032 (J)				1.1
12/15/2020				0.031 (J)	0.034 (J)				1.2
1/20/2021				0.022 (J)	0.034 (J)				1.1
3/23/2021		<0.04							
3/24/2021								1.2	0.6
3/25/2021				0.017 (J)	0.026 (J)				
3/26/2021	0.0094 (J)								
3/30/2021							0.56		
3/31/2021						0.013 (J)			
4/1/2021			0.0069 (J)						
8/16/2021	0.013 (J)	<0.04		0.021 (J)	0.034 (J)	0.012 (J)			
8/18/2021							0.51	1.2	1.3
8/25/2021			0.0093 (J)						
2/9/2022	0.0099 (J)			0.017 (J)	0.038 (J)	0.019 (J)			0.57
2/10/2022		0.012 (J)							
2/11/2022							0.5	1.2	
2/16/2022			0.01 (J)						
7/26/2022	0.014 (J)	0.013 (J)		0.022 (J)	0.017 (J)	0.017 (J)			1.3
7/27/2022								1.2	
7/28/2022							0.52		
8/3/2022			0.015 (J)						

Time Series

Constituent: Boron (mg/L) Analysis Run 11/18/2022 2:56 AM View: Constituents View

Plant Bowen Client: Southern Company Data: Bowen AP-1

	BGWC-16
6/6/2016	
6/7/2016	1.7
8/9/2016	
8/10/2016	
8/11/2016	1.37
8/12/2016	
8/16/2016	
8/22/2016	
10/3/2016	
10/4/2016	
10/6/2016	
10/7/2016	1.49
11/29/2016	
12/1/2016	
12/5/2016	
12/6/2016	1.65
1/10/2017	
2/13/2017	
2/14/2017	
2/15/2017	
2/16/2017	1.73
4/13/2017	
4/14/2017	
4/18/2017	1.77
5/25/2017	
5/30/2017	1.52
6/2/2017	
7/7/2017	
7/10/2017	
7/12/2017	
7/13/2017	
7/14/2017	1.26
10/9/2017	
10/10/2017	
10/11/2017	1.36
6/12/2018	1.3
6/14/2018	
10/16/2018	
10/17/2018	
10/18/2018	1.3
4/1/2019	
4/2/2019	1.1
4/3/2019	
5/2/2019	
7/9/2019	
9/23/2019	
9/25/2019	
9/26/2019	1.5
9/27/2019	
2/18/2020	
2/19/2020	
2/21/2020	

Time Series

Constituent: Boron (mg/L) Analysis Run 11/18/2022 2:56 AM View: Constituents View

Plant Bowen Client: Southern Company Data: Bowen AP-1

	BGWC-16
3/18/2020	
3/19/2020	1.3
3/20/2020	
3/23/2020	
5/22/2020	
5/25/2020	
6/23/2020	
7/28/2020	
9/2/2020	
9/3/2020	
9/23/2020	
9/24/2020	1.3
9/25/2020	
10/1/2020	
11/10/2020	
12/15/2020	
1/20/2021	
3/23/2021	
3/24/2021	1.3
3/25/2021	
3/26/2021	
3/30/2021	
3/31/2021	
4/1/2021	
8/16/2021	
8/18/2021	1.5
8/25/2021	
2/9/2022	
2/10/2022	
2/11/2022	1.5
2/16/2022	
7/26/2022	
7/27/2022	1.7
7/28/2022	
8/3/2022	

Time Series

Constituent: Boron (mg/L) Analysis Run 11/18/2022 2:56 AM View: Constituents View
Plant Bowen Client: Southern Company Data: Bowen AP-1

	BGWC-17	BGWC-18	BGWC-19	BGWC-20	BGWC-21	BGWC-22	BGWC-23	BGWC-24	BGWC-25
6/7/2016	1.5								
6/8/2016		1.2	0.49	2.6	0.12	7.6			0.029 (J)
6/9/2016							12	26	
8/11/2016	1.41								
8/12/2016		0.895	0.647	2.74					
8/15/2016									0.0228 (J)
8/18/2016					0.191	8.37	5.2	22	
10/7/2016	1.76	1.33	0.868						
10/10/2016				3	0.13	9.46	6.13	18.1	0.0305 (J)
12/6/2016	1.79	1.5							
12/7/2016			0.51	3.08			5.7	9.19	
12/8/2016					0.144	11.1			0.0164 (J)
1/23/2017									
2/7/2017									
2/16/2017	1.63	0.753	0.68						
2/17/2017				3.63	0.0685	12.2			
2/20/2017							5.7	31.4	0.0154 (J)
3/27/2017									
4/17/2017									
4/19/2017	1.47	0.762	0.701	4.68	0.0743		8.79	31.4	
4/20/2017						13.3			0.0283 (J)
5/22/2017									
5/30/2017	1.7								
6/1/2017		0.663	0.383	3.57	0.0499				0.0467
6/5/2017						9.19	6.39	29	
7/11/2017									
7/14/2017	1.26	0.787	0.645						
7/17/2017							7.06	33.8	0.0171 (J)
7/18/2017				3.37	0.0544				
7/19/2017						10.6			
8/23/2017									
10/10/2017									
10/11/2017	1.37	0.889	0.594	3.54			7.18	31.7	0.0141 (J)
10/12/2017					0.0494	12.7			
6/13/2018				3.6			8.3	30.1	
6/14/2018	1.4	0.75			0.035 (J)	11			0.017 (J)
6/15/2018			0.44						
10/17/2018	1.4								
10/18/2018		0.8							
10/19/2018			0.65		0.028 (J)				
10/22/2018				3.6		16.1	9	44.7	0.03 (J)
4/2/2019	0.95 (J)	0.56 (J)							
4/3/2019			0.51	2.6	0.12	7.9	6.5	23.3	
4/4/2019									0.02 (J)
5/2/2019						10.1			
9/26/2019	2.5	1.1	0.96	4.4					
9/27/2019						16.4	12		
9/30/2019					0.04 (J)			36.8	0.038 (J)
2/25/2020						11.2			
2/26/2020									
3/19/2020	1								
3/20/2020		0.53	0.29		0.03 (J)	11.1			

Time Series

Constituent: Boron (mg/L) Analysis Run 11/18/2022 2:56 AM View: Constituents View

Plant Bowen Client: Southern Company Data: Bowen AP-1

	BGWC-17	BGWC-18	BGWC-19	BGWC-20	BGWC-21	BGWC-22	BGWC-23	BGWC-24	BGWC-25
3/23/2020				3.5			13		
3/24/2020									0.032 (J)
3/25/2020								34.5	
9/24/2020	1.5	0.72			0.037 (J)	18.8	13.7		
9/25/2020								30.8	
9/28/2020			0.4	3.7					0.049 (J)
3/24/2021	1.1	0.5							
3/25/2021									
3/26/2021			0.24				15.8	31	0.17
3/29/2021				4.1	0.038 (J)	17.3			
7/19/2021						17.8	14	24	
7/20/2021									
8/19/2021	1.3	0.57							0.038 (J)
8/20/2021			0.29	3.3	0.045				
8/23/2021						17.2	14.4	22.8	
11/1/2021						18.3	17	25.8	
2/11/2022	1.2								
2/14/2022							18.1		
2/15/2022						19.3		28.5	
2/16/2022		0.56	0.35	4.2	0.053				0.048
7/27/2022	1.2	0.53	0.43	3.8					0.051
7/28/2022					0.035 (J)				
8/1/2022							14.8		
8/2/2022						21.5		0.52	
10/21/2022								19.7 (R)	

Time Series

Constituent: Boron (mg/L) Analysis Run 11/18/2022 2:56 AM View: Constituents View

Plant Bowen Client: Southern Company Data: Bowen AP-1

	BGWC-30
6/7/2016	
6/8/2016	
6/9/2016	
8/11/2016	
8/12/2016	
8/15/2016	
8/18/2016	
10/7/2016	
10/10/2016	
12/6/2016	
12/7/2016	
12/8/2016	
1/23/2017	18.6
2/7/2017	20.4
2/16/2017	
2/17/2017	
2/20/2017	
3/27/2017	19.1
4/17/2017	21.8
4/19/2017	
4/20/2017	
5/22/2017	26
5/30/2017	
6/1/2017	
6/5/2017	18.6
7/11/2017	25
7/14/2017	
7/17/2017	
7/18/2017	
7/19/2017	
8/23/2017	20.2
10/10/2017	17
10/11/2017	
10/12/2017	
6/13/2018	
6/14/2018	
6/15/2018	8.5
10/17/2018	
10/18/2018	
10/19/2018	
10/22/2018	9.5
4/2/2019	6.1 (J)
4/3/2019	
4/4/2019	
5/2/2019	
9/26/2019	
9/27/2019	2.4
9/30/2019	
2/25/2020	
2/26/2020	1.5
3/19/2020	
3/20/2020	

Time Series

Constituent: Boron (mg/L) Analysis Run 11/18/2022 2:56 AM View: Constituents View

Plant Bowen Client: Southern Company Data: Bowen AP-1

	BGWC-30
3/23/2020	2.4
3/24/2020	
3/25/2020	
9/24/2020	
9/25/2020	2.1
9/28/2020	
3/24/2021	
3/25/2021	1.1
3/26/2021	
3/29/2021	
7/19/2021	
7/20/2021	1.4
8/19/2021	2.6
8/20/2021	
8/23/2021	
11/1/2021	3.2
2/11/2022	
2/14/2022	3.5
2/15/2022	
2/16/2022	
7/27/2022	
7/28/2022	
8/1/2022	2.7
8/2/2022	
10/21/2022	

Time Series

Constituent: Boron (mg/L) Analysis Run 11/18/2022 2:56 AM View: Constituents View

Plant Bowen Client: Southern Company Data: Bowen AP-1

	BGWC-31	BGWC-32	BGWC-34D	BGWC-35D	BGWC-36D	BGWC-37D	BGWC-38D	BGWC-39	BGWC-40
10/17/2018					9.7				
10/18/2018	1.1								
10/19/2018			0.19						
10/22/2018		4		8.8					
4/2/2019					6.7 (J)				
4/4/2019	0.59 (J)		0.15	8.3					
4/5/2019		4.6 (J)							
5/3/2019		3.4							
9/24/2019	0.72		0.26						
9/26/2019		6.1		10					
9/27/2019					6.8				
11/15/2019		6.3							
12/13/2019								13.4	
12/16/2019									2.5
2/25/2020				6.5		2.3			
2/26/2020					2.8				
2/27/2020							11		
3/23/2020	0.68				3.4				
3/24/2020		3	0.22			2	12.3	3.2	
3/25/2020				4.1					1.9
5/4/2020									
9/2/2020							7.8		
9/25/2020		5.5		3.2		1.6			
9/28/2020	0.66		0.28		4.8				
9/29/2020								11.1	2.7
3/25/2021					5.9				
3/26/2021				11.2		1.5			
3/29/2021	0.7						6.8		
3/30/2021		5.2	0.27						3.6
3/31/2021								6.7	
8/19/2021							5.5		
8/20/2021	0.72			8.8		1.4			
8/23/2021					5.3				
8/24/2021			0.36					9	3.4
8/25/2021		4							
11/1/2021							6.5		
2/14/2022					5.7		7.9		
2/15/2022									
2/16/2022	0.73	4.2	0.38					9	3.9
2/17/2022				12.2		1.3			
7/28/2022	0.69		0.4	11		1.3			2.9
7/29/2022		3.8			4.6				
8/2/2022							7.1	10.5	

Time Series

Constituent: Boron (mg/L) Analysis Run 11/18/2022 2:56 AM View: Constituents View

Plant Bowen Client: Southern Company Data: Bowen AP-1

	BGWC-41D
10/17/2018	
10/18/2018	
10/19/2018	
10/22/2018	
4/2/2019	
4/4/2019	
4/5/2019	
5/3/2019	
9/24/2019	
9/26/2019	
9/27/2019	
11/15/2019	
12/13/2019	
12/16/2019	
2/25/2020	
2/26/2020	
2/27/2020	
3/23/2020	
3/24/2020	
3/25/2020	
5/4/2020	1.1
9/2/2020	0.91
9/25/2020	
9/28/2020	
9/29/2020	
3/25/2021	
3/26/2021	
3/29/2021	
3/30/2021	
3/31/2021	1.1
8/19/2021	
8/20/2021	
8/23/2021	
8/24/2021	1.1
8/25/2021	
11/1/2021	
2/14/2022	
2/15/2022	1.2
2/16/2022	
2/17/2022	
7/28/2022	
7/29/2022	1.3
8/2/2022	

Time Series

Constituent: Boron (mg/L) Analysis Run 11/18/2022 2:56 AM View: Constituents View

Plant Bowen Client: Southern Company Data: Bowen AP-1

	BGWC-42D	BGWC-43D	BGWC-44D	BGWC-49D	BGWC-50D	BGWC-51	BGWC-52	BGWC-7	BGWC-8
6/6/2016									
6/7/2016									0.02
6/8/2016								1.7	
8/10/2016									0.117
8/11/2016								1.95	
10/4/2016									0.177
10/5/2016									
10/6/2016								2.06	
12/2/2016									0.0668
12/5/2016									
12/6/2016								2.05	
2/14/2017									0.122
2/15/2017								2.01	
4/14/2017									0.054
4/17/2017									
4/18/2017								2.58	
5/26/2017									0.0817
6/2/2017								2.22	
7/10/2017									0.0534
7/11/2017									
7/14/2017								1.85	
10/10/2017									0.0515
10/11/2017								1.72	
6/12/2018									0.074
6/13/2018								1.8	
10/16/2018									0.16
10/17/2018									
10/18/2018								1.9	
4/1/2019									0.046 (J)
4/2/2019								1.4	
9/24/2019								1.6	0.06
3/18/2020									0.058
3/19/2020								1.4	
5/4/2020		14.1	0.12						
5/11/2020	2.4								
5/20/2020	2.2	15.9							
9/3/2020	1.6	14.6	0.083 (J)						
9/23/2020									0.054 (J)
9/24/2020									
9/25/2020								1.3	
1/28/2021						24.9	9.7		
3/24/2021									0.04 (J)
3/29/2021		12.8							
3/30/2021						23.3	9.7	1.4	
3/31/2021			0.038 (J)						
4/1/2021	1.9								
4/19/2021				7.8	0.16				
7/20/2021		12.2							
8/18/2021			0.048		0.041				0.093
8/19/2021								1.3	
8/20/2021	1.9								
8/23/2021		13.3				21.1	7.7		

Time Series

Constituent: Boron (mg/L) Analysis Run 11/18/2022 2:56 AM View: Constituents View

Plant Bowen Client: Southern Company Data: Bowen AP-1

	BGWC-42D	BGWC-43D	BGWC-44D	BGWC-49D	BGWC-50D	BGWC-51	BGWC-52	BGWC-7	BGWC-8
8/24/2021				8					
2/9/2022			0.033 (J)		0.034 (J)				
2/10/2022									0.051
2/11/2022								1.2	
2/14/2022						4.5	1.2		
2/15/2022		14.4							
2/17/2022	1.9			7.5					
7/26/2022			0.036 (J)		0.035 (J)				0.052
7/28/2022	1.9						0.87	1.1	
8/1/2022		14.4		7.5		2.9			

Time Series

Constituent: Boron (mg/L) Analysis Run 11/18/2022 2:56 AM View: Constituents View

Plant Bowen Client: Southern Company Data: Bowen AP-1

	BGWC-9
6/6/2016	0.55
6/7/2016	
6/8/2016	
8/10/2016	
8/11/2016	0.612
10/4/2016	
10/5/2016	0.659
10/6/2016	
12/2/2016	
12/5/2016	0.71
12/6/2016	
2/14/2017	
2/15/2017	0.707
4/14/2017	
4/17/2017	0.675
4/18/2017	
5/26/2017	0.711
6/2/2017	
7/10/2017	
7/11/2017	0.633
7/14/2017	
10/10/2017	0.619
10/11/2017	
6/12/2018	0.56
6/13/2018	
10/16/2018	
10/17/2018	0.61
10/18/2018	
4/1/2019	0.5
4/2/2019	
9/24/2019	0.51
3/18/2020	
3/19/2020	0.41
5/4/2020	
5/11/2020	
5/20/2020	
9/3/2020	
9/23/2020	
9/24/2020	0.44
9/25/2020	
1/28/2021	
3/24/2021	0.45
3/29/2021	
3/30/2021	
3/31/2021	
4/1/2021	
4/19/2021	
7/20/2021	
8/18/2021	0.47
8/19/2021	
8/20/2021	
8/23/2021	

Time Series

Constituent: Boron (mg/L) Analysis Run 11/18/2022 2:56 AM View: Constituents View

Plant Bowen Client: Southern Company Data: Bowen AP-1

	BGWC-9
8/24/2021	
2/9/2022	
2/10/2022	0.46
2/11/2022	
2/14/2022	
2/15/2022	
2/17/2022	
7/26/2022	0.47
7/28/2022	
8/1/2022	

Time Series

Constituent: Cadmium (mg/L) Analysis Run 11/18/2022 2:56 AM View: Constituents View

Plant Bowen Client: Southern Company Data: Bowen AP-1

	BGWA-2 (bg)	BGWA-29 (bg)	BGWA-33 (bg)	BGWA-47D (bg)	BGWA-48D (bg)	BGWA-6	BGWC-10	BGWC-12	BGWC-14A
6/6/2016	<0.0005					<0.0005			
6/7/2016							<0.0005	<0.0005	
8/9/2016	<0.0005								
8/10/2016						<0.0005			
8/11/2016									
8/12/2016								<0.0005	
8/16/2016							<0.0005		
8/22/2016		<0.0005							
10/3/2016	<0.0005								
10/4/2016		<0.0005				<0.0005			
10/6/2016								<0.0005	
10/7/2016							<0.0005		
11/29/2016	<0.0005								
12/1/2016		<0.0005				<0.0005			
12/5/2016								<0.0005	
12/6/2016							<0.0005		
1/10/2017		9E-05 (J)							
2/13/2017	<0.0005								
2/14/2017		<0.0005				<0.0005			
2/15/2017								<0.0005	
2/16/2017							<0.0005		
4/13/2017	<0.0005					<0.0005			
4/14/2017		<0.0005							
4/18/2017							<0.0005	<0.0005	
5/25/2017	<0.0005	<0.0005				<0.0005			
5/30/2017									
6/2/2017							<0.0005	<0.0005	
7/7/2017	<0.0005					<0.0005			
7/10/2017		<0.0005							
7/12/2017							<0.0005		
7/13/2017								<0.0005	
7/14/2017									
3/26/2018	<0.0005	<0.0005							
3/27/2018							<0.0005		
3/28/2018								<0.0005	
6/12/2018	<0.0005	<0.0005							
6/14/2018							<0.0005	<0.0005	
10/16/2018	<0.0005	<0.0005				<0.0005			
10/17/2018								<0.0005	
10/18/2018							<0.0005		
2/25/2019	<0.0005								
2/27/2019		<0.0005							
2/28/2019							<0.0005	<0.0005	
4/1/2019	<0.0005	<0.0005						<0.0005	
4/2/2019						<0.0005	<0.0005		
4/3/2019			<0.0005						
9/23/2019	<0.0005	<0.0005				<0.0005			
9/25/2019							<0.0005	<0.0005	
9/26/2019									
9/27/2019			<0.0005						
2/18/2020	<0.0005					<0.0005			
2/19/2020		<0.0005							

Time Series

Constituent: Cadmium (mg/L) Analysis Run 11/18/2022 2:56 AM View: Constituents View

Plant Bowen Client: Southern Company Data: Bowen AP-1

	BGWA-2 (bg)	BGWA-29 (bg)	BGWA-33 (bg)	BGWA-47D (bg)	BGWA-48D (bg)	BGWA-6	BGWC-10	BGWC-12	BGWC-14A
2/20/2020							<0.0005		
2/21/2020			<0.0005						
2/24/2020								<0.0005	
3/18/2020	<0.0005	<0.0005							
3/19/2020						<0.0005		<0.0005	
3/20/2020			<0.0005						
3/23/2020							<0.0005		
5/22/2020				<0.0005					<0.0005
5/25/2020					<0.0005				
6/23/2020				<0.0005	<0.0005				<0.0005
7/28/2020				<0.0005	<0.0005				<0.0005
9/2/2020				<0.0005					0.00014 (J)
9/3/2020					<0.0005				
9/23/2020	<0.0005	<0.0005				<0.0005			
9/24/2020							<0.0005		
9/25/2020			<0.0005					<0.0005	
10/1/2020				<0.0005	<0.0005				0.00019 (J)
11/10/2020				<0.0005	<0.0005				0.00019 (J)
12/15/2020				<0.0005	<0.0005				0.00017
1/20/2021				<0.0005	<0.0005				<0.0005
2/16/2021	<0.0005	<0.0005							
2/17/2021				<0.0005	<0.0005				
2/18/2021						<0.0005	<0.0005		<0.0005
2/19/2021			<0.0005					<0.0005	
3/23/2021		<0.0005							
3/24/2021								<0.0005	0.00016 (J)
3/25/2021				<0.0005	<0.0005				
3/26/2021	0.00018 (J)								
3/30/2021							<0.0005		
3/31/2021						<0.0005			
4/1/2021			<0.0005						
8/16/2021	<0.0005	<0.0005		<0.0005	<0.0005	<0.0005			
8/18/2021							<0.0005	<0.0005	0.00021 (J)
8/25/2021			<0.0005						
2/9/2022	<0.0005			<0.0005	<0.0005	<0.0005			0.00021 (J)
2/10/2022		<0.0005							
2/11/2022							<0.0005	<0.0005	
2/16/2022			<0.0005						
7/26/2022	<0.0005	<0.0005		<0.0005	<0.0005	<0.0005			0.0004 (J)
7/27/2022								<0.0005	
7/28/2022							<0.0005		
8/3/2022			<0.0005						

Time Series

Constituent: Cadmium (mg/L) Analysis Run 11/18/2022 2:56 AM View: Constituents View

Plant Bowen Client: Southern Company Data: Bowen AP-1

	BGWC-16
6/6/2016	
6/7/2016	0.0011 (J)
8/9/2016	
8/10/2016	
8/11/2016	0.0011
8/12/2016	
8/16/2016	
8/22/2016	
10/3/2016	
10/4/2016	
10/6/2016	
10/7/2016	0.0012
11/29/2016	
12/1/2016	
12/5/2016	
12/6/2016	0.0012
1/10/2017	
2/13/2017	
2/14/2017	
2/15/2017	
2/16/2017	0.0015
4/13/2017	
4/14/2017	
4/18/2017	0.0012
5/25/2017	
5/30/2017	0.0011
6/2/2017	
7/7/2017	
7/10/2017	
7/12/2017	
7/13/2017	
7/14/2017	0.0012
3/26/2018	
3/27/2018	0.0013
3/28/2018	
6/12/2018	0.0011
6/14/2018	
10/16/2018	
10/17/2018	
10/18/2018	0.0012
2/25/2019	0.0016
2/27/2019	
2/28/2019	
4/1/2019	
4/2/2019	0.0014
4/3/2019	
9/23/2019	
9/25/2019	
9/26/2019	0.0017 (J)
9/27/2019	
2/18/2020	
2/19/2020	

Time Series

Constituent: Cadmium (mg/L) Analysis Run 11/18/2022 2:56 AM View: Constituents View

Plant Bowen Client: Southern Company Data: Bowen AP-1

	BGWC-16
2/20/2020	0.0019 (J)
2/21/2020	
2/24/2020	
3/18/2020	
3/19/2020	0.0017 (J)
3/20/2020	
3/23/2020	
5/22/2020	
5/25/2020	
6/23/2020	
7/28/2020	
9/2/2020	
9/3/2020	
9/23/2020	
9/24/2020	0.0018 (J)
9/25/2020	
10/1/2020	
11/10/2020	
12/15/2020	
1/20/2021	
2/16/2021	
2/17/2021	
2/18/2021	0.0018
2/19/2021	
3/23/2021	
3/24/2021	0.0018
3/25/2021	
3/26/2021	
3/30/2021	
3/31/2021	
4/1/2021	
8/16/2021	
8/18/2021	0.0018
8/25/2021	
2/9/2022	
2/10/2022	
2/11/2022	0.0019
2/16/2022	
7/26/2022	
7/27/2022	0.0024
7/28/2022	
8/3/2022	

Time Series

Constituent: Cadmium (mg/L) Analysis Run 11/18/2022 2:56 AM View: Constituents View

Plant Bowen Client: Southern Company Data: Bowen AP-1

	BGWC-17	BGWC-18	BGWC-19	BGWC-20	BGWC-21	BGWC-22	BGWC-23	BGWC-24	BGWC-25
6/7/2016	<0.0005								
6/8/2016		0.00063 (J)	<0.0005	<0.0005	<0.0005	<0.0005			<0.0005
6/9/2016							<0.0005	0.00052 (J)	
8/11/2016	0.0001 (J)								
8/12/2016		0.0004 (J)	<0.0005	<0.0005					
8/15/2016									<0.0005
8/18/2016					<0.0005	<0.0005	<0.0005	0.0009 (J)	
10/7/2016	0.0002 (J)	0.0008 (J)	0.0001 (J)						
10/10/2016				<0.0005	<0.0005	<0.0005	<0.0005	0.0017	<0.0005
12/6/2016	0.0001 (J)	0.0006 (J)							
12/7/2016			<0.0005	<0.0005			<0.0005	0.0004 (J)	
12/8/2016					<0.0005	0.0002 (J)			<0.0005
1/23/2017									
2/7/2017									
2/16/2017	0.0001 (J)	0.0002 (J)	<0.0005						
2/17/2017				8E-05 (J)	<0.0005	<0.0005			
2/20/2017							<0.0005	0.0028	<0.0005
3/27/2017									
4/17/2017									
4/19/2017	0.0001 (J)	9E-05 (J)	<0.0005	<0.0005	<0.0005		<0.0005	0.0035	
4/20/2017						<0.0005			<0.0005
5/22/2017									
5/30/2017	0.0002 (J)								
6/1/2017		0.0003 (J)	0.0001 (J)	<0.0005	<0.0005				<0.0005
6/5/2017						<0.0005	<0.0005	0.0035	
7/11/2017									
7/14/2017	0.0002 (J)	0.0002 (J)	<0.0005						
7/17/2017							<0.0005	0.0037	<0.0005
7/18/2017				<0.0005	<0.0005				
7/19/2017						<0.0005			
8/23/2017									
3/26/2018									
3/27/2018	<0.0005	<0.0005	<0.0005						
3/28/2018				<0.0005	<0.0005				<0.0005
3/29/2018						<0.0005	<0.0005	0.0063	
6/13/2018				<0.0005			<0.0005	0.0053	
6/14/2018	0.00015 (J)	<0.0005			<0.0005	<0.0005			<0.0005
6/15/2018			<0.0005						
10/17/2018	<0.0005								
10/18/2018		0.00032 (J)							
10/19/2018			<0.0005		<0.0005				
10/22/2018				<0.0005		<0.0005	<0.0005	0.0053	<0.0005
2/27/2019	<0.0005	<0.0005		<0.0005					
3/1/2019			<0.0005			0.00013 (J)	0.00019 (J)	0.0058	<0.0005
4/2/2019	<0.0005	7.3E-05 (J)							
4/3/2019			<0.0005	<0.0005	<0.0005	<0.0005	<0.0005	0.0053	
4/4/2019									<0.0005
9/26/2019	0.00015 (J)	<0.0005	0.0002 (J)	<0.0005					
9/27/2019						<0.0005	<0.0005		
9/30/2019					<0.0005			0.0075	<0.0005
2/24/2020	<0.0005	0.00024 (J)	<0.0005	<0.0005					
2/25/2020						<0.0005	<0.0005		

Time Series

Constituent: Cadmium (mg/L) Analysis Run 11/18/2022 2:56 AM View: Constituents View

Plant Bowen Client: Southern Company Data: Bowen AP-1

	BGWC-17	BGWC-18	BGWC-19	BGWC-20	BGWC-21	BGWC-22	BGWC-23	BGWC-24	BGWC-25
2/26/2020					<0.0005			0.0064	<0.0005
3/19/2020	<0.0005								
3/20/2020		<0.0005	<0.0005		<0.0005	<0.0005			
3/23/2020				<0.0005			<0.0005		
3/24/2020									<0.0005
3/25/2020								0.0082	
9/24/2020	0.00024 (J)	<0.0005			<0.0005	0.00033 (J)	<0.0005		
9/25/2020								0.0081	
9/28/2020			<0.0005	<0.0005					<0.0005
2/18/2021	<0.0005	<0.0005	<0.0005	<0.0005					
2/19/2021					<0.0005	0.00038 (J)	<0.0005	0.0068	
2/23/2021									<0.0005
3/8/2021									
3/24/2021	<0.0005	<0.0005							
3/25/2021									
3/26/2021			<0.0005				<0.0005	0.0062	<0.0005
3/29/2021				<0.0005	<0.0005	<0.0005			
8/19/2021	0.00017 (J)	<0.0005							<0.0005
8/20/2021			<0.0005	<0.0005	<0.0005				
8/23/2021						0.00019 (J)	<0.0005	0.0039	
2/11/2022	0.00016 (J)								
2/14/2022							<0.0005		
2/15/2022						0.0002 (J)		0.0042	
2/16/2022		<0.0005	<0.0005	<0.0005	<0.0005				<0.0005
7/27/2022	0.00029 (J)	<0.0005	<0.0005	<0.0005					<0.0005
7/28/2022					<0.0005				
8/1/2022							<0.0005		
8/2/2022						0.00012 (J)		0.00026 (J)	
10/21/2022								0.0031 (R)	

Time Series

Constituent: Cadmium (mg/L) Analysis Run 11/18/2022 2:56 AM View: Constituents View

Plant Bowen Client: Southern Company Data: Bowen AP-1

	BGWC-30
6/7/2016	
6/8/2016	
6/9/2016	
8/11/2016	
8/12/2016	
8/15/2016	
8/18/2016	
10/7/2016	
10/10/2016	
12/6/2016	
12/7/2016	
12/8/2016	
1/23/2017	0.0003 (J)
2/7/2017	0.0006 (J)
2/16/2017	
2/17/2017	
2/20/2017	
3/27/2017	0.0003 (J)
4/17/2017	0.0002 (J)
4/19/2017	
4/20/2017	
5/22/2017	0.0003 (J)
5/30/2017	
6/1/2017	
6/5/2017	0.0003 (J)
7/11/2017	0.0005 (J)
7/14/2017	
7/17/2017	
7/18/2017	
7/19/2017	
8/23/2017	0.0004 (J)
3/26/2018	<0.0005
3/27/2018	
3/28/2018	
3/29/2018	
6/13/2018	
6/14/2018	
6/15/2018	0.0002 (J)
10/17/2018	
10/18/2018	
10/19/2018	
10/22/2018	<0.0005
2/27/2019	
3/1/2019	<0.0005
4/2/2019	7.9E-05 (J)
4/3/2019	
4/4/2019	
9/26/2019	
9/27/2019	<0.0005
9/30/2019	
2/24/2020	
2/25/2020	

Time Series

Constituent: Cadmium (mg/L) Analysis Run 11/18/2022 2:56 AM View: Constituents View

Plant Bowen Client: Southern Company Data: Bowen AP-1

	BGWC-30
2/26/2020	<0.0005
3/19/2020	
3/20/2020	
3/23/2020	<0.0005
3/24/2020	
3/25/2020	
9/24/2020	
9/25/2020	<0.0005
9/28/2020	
2/18/2021	
2/19/2021	
2/23/2021	
3/8/2021	<0.0005
3/24/2021	
3/25/2021	<0.0005
3/26/2021	
3/29/2021	
8/19/2021	<0.0005
8/20/2021	
8/23/2021	
2/11/2022	
2/14/2022	<0.0005
2/15/2022	
2/16/2022	
7/27/2022	
7/28/2022	
8/1/2022	<0.0005
8/2/2022	
10/21/2022	

Time Series

Constituent: Cadmium (mg/L) Analysis Run 11/18/2022 2:56 AM View: Constituents View

Plant Bowen Client: Southern Company Data: Bowen AP-1

	BGWC-31	BGWC-32	BGWC-34D	BGWC-35D	BGWC-36D	BGWC-37D	BGWC-38D	BGWC-39	BGWC-40
10/17/2018					<0.0005				
10/18/2018	<0.0005								
10/19/2018			<0.0005						
10/22/2018		<0.0005		<0.0005					
4/2/2019					<0.0005				
4/4/2019	<0.0005		<0.0005	<0.0005					
4/5/2019		<0.0005							
9/24/2019	<0.0005		<0.0005						
9/26/2019		<0.0005		<0.0005					
9/27/2019					<0.0005				
2/25/2020				<0.0005		<0.0005			
2/26/2020	<0.0005				<0.0005				
2/27/2020		<0.0005	<0.0005				0.00081 (J)	<0.0005	
2/28/2020									<0.0005
3/23/2020	<0.0005				<0.0005				
3/24/2020		<0.0005	<0.0005			<0.0005	<0.0005	<0.0005	
3/25/2020				<0.0005					<0.0005
9/2/2020							0.00032 (J)		
9/25/2020		<0.0005		<0.0005		<0.0005			
9/28/2020	<0.0005		<0.0005		<0.0005				
9/29/2020								0.0002 (J)	<0.0005
2/19/2021			<0.0005						
2/22/2021	<0.0005			<0.0005		<0.0005		0.00014 (J)	<0.0005
2/23/2021		<0.0005							
3/8/2021					<0.0005				
3/9/2021							<0.0005		
3/25/2021					<0.0005				
3/26/2021				<0.0005		<0.0005			
3/29/2021	<0.0005						<0.0005		
3/30/2021		<0.0005	<0.0005						<0.0005
3/31/2021								0.00018 (J)	
8/19/2021							<0.0005		
8/20/2021	<0.0005			<0.0005		<0.0005			
8/23/2021					<0.0005				
8/24/2021			<0.0005					0.00031 (J)	<0.0005
8/25/2021		<0.0005							
2/14/2022					<0.0005		<0.0005		
2/15/2022									
2/16/2022	<0.0005	<0.0005	<0.0005					0.00012 (J)	<0.0005
2/17/2022				<0.0005		<0.0005			
7/28/2022	<0.0005		<0.0005	<0.0005		<0.0005			<0.0005
7/29/2022		<0.0005			<0.0005				
8/2/2022							<0.0005	<0.0005	

Time Series

Constituent: Cadmium (mg/L) Analysis Run 11/18/2022 2:56 AM View: Constituents View

Plant Bowen Client: Southern Company Data: Bowen AP-1

	BGWC-41D
10/17/2018	
10/18/2018	
10/19/2018	
10/22/2018	
4/2/2019	
4/4/2019	
4/5/2019	
9/24/2019	
9/26/2019	
9/27/2019	
2/25/2020	
2/26/2020	
2/27/2020	
2/28/2020	
3/23/2020	
3/24/2020	
3/25/2020	
9/2/2020	<0.0005
9/25/2020	
9/28/2020	
9/29/2020	
2/19/2021	
2/22/2021	<0.0005
2/23/2021	
3/8/2021	
3/9/2021	
3/25/2021	
3/26/2021	
3/29/2021	
3/30/2021	
3/31/2021	<0.0005
8/19/2021	
8/20/2021	
8/23/2021	
8/24/2021	<0.0005
8/25/2021	
2/14/2022	
2/15/2022	<0.0005
2/16/2022	
2/17/2022	
7/28/2022	
7/29/2022	<0.0005
8/2/2022	

Time Series

Constituent: Cadmium (mg/L) Analysis Run 11/18/2022 2:56 AM View: Constituents View

Plant Bowen Client: Southern Company Data: Bowen AP-1

	BGWC-42D	BGWC-43D	BGWC-44D	BGWC-49D	BGWC-50D	BGWC-51	BGWC-52	BGWC-7	BGWC-8
6/6/2016									
6/7/2016									<0.0005
6/8/2016								<0.0005	
8/10/2016									<0.0005
8/11/2016								<0.0005	
10/4/2016									<0.0005
10/5/2016									
10/6/2016								<0.0005	
12/2/2016									<0.0005
12/5/2016									
12/6/2016								<0.0005	
2/14/2017									<0.0005
2/15/2017								<0.0005	
4/14/2017									<0.0005
4/17/2017									
4/18/2017								<0.0005	
5/26/2017									<0.0005
6/2/2017								<0.0005	
7/10/2017									<0.0005
7/11/2017									
7/14/2017								<0.0005	
3/26/2018									<0.0005
3/27/2018								<0.0005	
6/12/2018									<0.0005
6/13/2018								<0.0005	
10/16/2018									<0.0005
10/17/2018									
10/18/2018								<0.0005	
2/25/2019									<0.0005
2/28/2019								<0.0005	
4/1/2019									<0.0005
4/2/2019								<0.0005	
9/24/2019								<0.0005	<0.0005
2/19/2020									<0.0005
2/20/2020									
2/21/2020								<0.0005	
3/18/2020									<0.0005
3/19/2020								<0.0005	
9/3/2020	<0.0005	0.0011 (J)	<0.0005						
9/23/2020									<0.0005
9/24/2020									
9/25/2020								<0.0005	
1/28/2021						0.00031 (J)	0.00025 (J)		
2/16/2021									<0.0005
2/17/2021									
2/18/2021			<0.0005					<0.0005	
2/22/2021	<0.0005								
2/23/2021						0.00043 (J)	<0.0005		
3/8/2021		0.0003 (J)							
3/24/2021									<0.0005
3/29/2021		0.00019 (J)							
3/30/2021						0.0007	0.00018 (J)	<0.0005	

Time Series

Constituent: Cadmium (mg/L) Analysis Run 11/18/2022 2:56 AM View: Constituents View

Plant Bowen Client: Southern Company Data: Bowen AP-1

	BGWC-42D	BGWC-43D	BGWC-44D	BGWC-49D	BGWC-50D	BGWC-51	BGWC-52	BGWC-7	BGWC-8
3/31/2021			<0.0005						
4/1/2021	<0.0005								
4/19/2021				<0.0005	<0.0005				
8/18/2021			<0.0005		<0.0005				<0.0005
8/19/2021								<0.0005	
8/20/2021	<0.0005								
8/23/2021		0.00036 (J)				0.00043 (J)	0.00018 (J)		
8/24/2021				<0.0005					
2/9/2022			<0.0005		<0.0005				
2/10/2022									<0.0005
2/11/2022								<0.0005	
2/14/2022						<0.0005	<0.0005		
2/15/2022		0.0015							
2/17/2022	<0.0005			<0.0005					
7/26/2022			<0.0005		<0.0005				<0.0005
7/28/2022	<0.0005						<0.0005	<0.0005	
8/1/2022		0.0011		<0.0005		<0.0005			

Time Series

Constituent: Cadmium (mg/L) Analysis Run 11/18/2022 2:56 AM View: Constituents View

Plant Bowen Client: Southern Company Data: Bowen AP-1

	BGWC-9
6/6/2016	<0.0005
6/7/2016	
6/8/2016	
8/10/2016	
8/11/2016	<0.0005
10/4/2016	
10/5/2016	<0.0005
10/6/2016	
12/2/2016	
12/5/2016	<0.0005
12/6/2016	
2/14/2017	
2/15/2017	<0.0005
4/14/2017	
4/17/2017	<0.0005
4/18/2017	
5/26/2017	<0.0005
6/2/2017	
7/10/2017	
7/11/2017	<0.0005
7/14/2017	
3/26/2018	
3/27/2018	<0.0005
6/12/2018	<0.0005
6/13/2018	
10/16/2018	
10/17/2018	<0.0005
10/18/2018	
2/25/2019	
2/28/2019	
4/1/2019	<0.0005
4/2/2019	
9/24/2019	<0.0005
2/19/2020	
2/20/2020	<0.0005
2/21/2020	
3/18/2020	
3/19/2020	<0.0005
9/3/2020	
9/23/2020	
9/24/2020	<0.0005
9/25/2020	
1/28/2021	
2/16/2021	
2/17/2021	<0.0005
2/18/2021	
2/22/2021	
2/23/2021	
3/8/2021	
3/24/2021	<0.0005
3/29/2021	
3/30/2021	

Time Series

Constituent: Cadmium (mg/L) Analysis Run 11/18/2022 2:56 AM View: Constituents View

Plant Bowen Client: Southern Company Data: Bowen AP-1

	BGWC-9
3/31/2021	
4/1/2021	
4/19/2021	
8/18/2021	<0.0005
8/19/2021	
8/20/2021	
8/23/2021	
8/24/2021	
2/9/2022	
2/10/2022	<0.0005
2/11/2022	
2/14/2022	
2/15/2022	
2/17/2022	
7/26/2022	<0.0005
7/28/2022	
8/1/2022	

Time Series

Constituent: Calcium (mg/L) Analysis Run 11/18/2022 2:56 AM View: Constituents View

Plant Bowen Client: Southern Company Data: Bowen AP-1

	BGWA-2 (bg)	BGWA-29 (bg)	BGWA-33 (bg)	BGWA-47D (bg)	BGWA-48D (bg)	BGWA-6	BGWC-10	BGWC-12	BGWC-14A
6/6/2016	39					59			
6/7/2016							50	90	
8/9/2016	32.2								
8/10/2016						56			
8/11/2016									
8/12/2016								76.6	
8/16/2016							49.2		
8/22/2016		21.4							
10/3/2016	34.1								
10/4/2016		20.9				51.4			
10/6/2016								78.7	
10/7/2016							52.6		
11/29/2016	29.7								
12/1/2016		19.8				55.9			
12/5/2016								80.9	
12/6/2016							55.4		
1/10/2017		20.4							
2/13/2017	31.2								
2/14/2017		20.9				51.1			
2/15/2017								90.7	
2/16/2017							53.2		
4/13/2017	30.5					53.4			
4/14/2017		20.7 (J)							
4/18/2017							58	94.8	
5/25/2017	33.8	22.8 (J)				59.8			
5/30/2017									
6/2/2017							55.8	108	
7/7/2017	33.1					57.8			
7/10/2017		22.3							
7/12/2017							58.1		
7/13/2017								111	
7/14/2017									
10/9/2017	33.6					58.9			
10/10/2017		4.09						93	
10/11/2017							55.7		
6/12/2018	32.4	20.3 (J)							
6/14/2018							58.4	109	
10/16/2018	34.6	19.4 (J)				55.6			
10/17/2018								110	
10/18/2018							57.8		
4/1/2019	48.2	24.6						94.8	
4/2/2019						64.1	57.8		
4/3/2019			44.9						
5/2/2019	44.8								
9/23/2019	36.3	19.2				57.9			
9/25/2019							58.1	115	
9/26/2019									
9/27/2019			41.2						
2/18/2020						66.3			
2/19/2020		20.8							
2/21/2020			50.1						
3/18/2020	40.1	22.4							

Time Series

Constituent: Calcium (mg/L) Analysis Run 11/18/2022 2:56 AM View: Constituents View

Plant Bowen Client: Southern Company Data: Bowen AP-1

	BGWA-2 (bg)	BGWA-29 (bg)	BGWA-33 (bg)	BGWA-47D (bg)	BGWA-48D (bg)	BGWA-6	BGWC-10	BGWC-12	BGWC-14A
3/19/2020						67.8		120	
3/20/2020			52.2						
3/23/2020							61.1		
5/22/2020				74					73.4
5/25/2020					36.5				
6/23/2020				99.5	39.4				80.1
7/28/2020				96.2	40.3				140
9/2/2020				109					159
9/3/2020					51.8				
9/23/2020	45.2	20.1				67.3			
9/24/2020							58.8		
9/25/2020			51.8					135	
10/1/2020				107	61.9				162
11/10/2020				117	80.3				170
12/15/2020				110	70.3				169
1/20/2021				111	67.5				157
3/23/2021		22.1							
3/24/2021								144	91.9
3/25/2021				109	68.3				
3/26/2021	46.7								
3/30/2021							61.3		
3/31/2021						63.4			
4/1/2021			49.5						
8/16/2021	48.3	21.5		108	61	66.2			
8/18/2021							61.1	156	166
8/25/2021			46.3						
2/9/2022	52.3			112	46.3	65.7			97.5
2/10/2022		20.3							
2/11/2022							66.2	164	
2/16/2022			47.5						
7/26/2022	46.7	20		105	34.5	66.1			185
7/27/2022								175	
7/28/2022							63		
8/3/2022			69.4						

Time Series

Constituent: Calcium (mg/L) Analysis Run 11/18/2022 2:56 AM View: Constituents View

Plant Bowen Client: Southern Company Data: Bowen AP-1

	BGWC-16
6/6/2016	
6/7/2016	120
8/9/2016	
8/10/2016	
8/11/2016	111
8/12/2016	
8/16/2016	
8/22/2016	
10/3/2016	
10/4/2016	
10/6/2016	
10/7/2016	103
11/29/2016	
12/1/2016	
12/5/2016	
12/6/2016	117
1/10/2017	
2/13/2017	
2/14/2017	
2/15/2017	
2/16/2017	124
4/13/2017	
4/14/2017	
4/18/2017	120
5/25/2017	
5/30/2017	111
6/2/2017	
7/7/2017	
7/10/2017	
7/12/2017	
7/13/2017	
7/14/2017	109
10/9/2017	
10/10/2017	
10/11/2017	109
6/12/2018	104
6/14/2018	
10/16/2018	
10/17/2018	
10/18/2018	112
4/1/2019	
4/2/2019	117
4/3/2019	
5/2/2019	
9/23/2019	
9/25/2019	
9/26/2019	136
9/27/2019	
2/18/2020	
2/19/2020	
2/21/2020	
3/18/2020	

Time Series

Constituent: Calcium (mg/L) Analysis Run 11/18/2022 2:56 AM View: Constituents View

Plant Bowen Client: Southern Company Data: Bowen AP-1

	BGWC-16
3/19/2020	130
3/20/2020	
3/23/2020	
5/22/2020	
5/25/2020	
6/23/2020	
7/28/2020	
9/2/2020	
9/3/2020	
9/23/2020	
9/24/2020	141
9/25/2020	
10/1/2020	
11/10/2020	
12/15/2020	
1/20/2021	
3/23/2021	
3/24/2021	140
3/25/2021	
3/26/2021	
3/30/2021	
3/31/2021	
4/1/2021	
8/16/2021	
8/18/2021	139
8/25/2021	
2/9/2022	
2/10/2022	
2/11/2022	160
2/16/2022	
7/26/2022	
7/27/2022	194
7/28/2022	
8/3/2022	

Time Series

Constituent: Calcium (mg/L) Analysis Run 11/18/2022 2:56 AM View: Constituents View

Plant Bowen Client: Southern Company Data: Bowen AP-1

	BGWC-17	BGWC-18	BGWC-19	BGWC-20	BGWC-21	BGWC-22	BGWC-23	BGWC-24	BGWC-25
6/7/2016	65								
6/8/2016		76	55	200	43	350			32
6/9/2016							300	800	
8/11/2016	61								
8/12/2016		61.7	61.2	196					
8/15/2016									33.1
8/18/2016					38.6	370	290	730	
10/7/2016	71	84.7	70.2						
10/10/2016				198	37.5	375	296	680	41
12/6/2016	68.7	88.1							
12/7/2016			48.6	215			271	387	
12/8/2016					43.4	434			38.5
1/23/2017									
2/7/2017									
2/16/2017	65.5	53.7	64.7						
2/17/2017				221	41	434			
2/20/2017							323	823	40.7
3/27/2017									
4/17/2017									
4/19/2017	68.9	57.1	69.5	240	39.4		298	893 (J)	
4/20/2017						422			40.7
5/22/2017									
5/30/2017	72.6								
6/1/2017		44.8	50.8	286	42.3				44.2
6/5/2017						398	310	1080	
7/11/2017									
7/14/2017	70.6	60	67						
7/17/2017							319	1120	41.9
7/18/2017				244	40.9				
7/19/2017						461			
8/23/2017									
10/10/2017									
10/11/2017	67.3	67	57.3	222			438	1310	41.1
10/12/2017					43.3	515			
6/13/2018				234			385	970	
6/14/2018	65.7	53.1			39.4	482			44.8
6/15/2018			49.7						
10/17/2018	69.7								
10/18/2018		60.4							
10/19/2018			63.1		40.6				
10/22/2018				241		575	424	1150	52.2
4/2/2019	63.9	53.3							
4/3/2019			51.3	220	43.4	458	396	945	
4/4/2019									54.8
5/2/2019						647			
9/26/2019	94.2	91.7	80.8	243					
9/27/2019						658	533		
9/30/2019					43.2			1050	47.8
2/25/2020						445			
2/26/2020									
3/19/2020	68.1								
3/20/2020		49.3	52.1		48.2	514			

Time Series

Constituent: Calcium (mg/L) Analysis Run 11/18/2022 2:56 AM View: Constituents View

Plant Bowen Client: Southern Company Data: Bowen AP-1

	BGWC-17	BGWC-18	BGWC-19	BGWC-20	BGWC-21	BGWC-22	BGWC-23	BGWC-24	BGWC-25
3/23/2020				253			602		
3/24/2020									49.6
3/25/2020								1100	
9/24/2020	84.9	68.7			42	750	647		
9/25/2020								998	
9/28/2020			50.1	273					50.7
3/24/2021	72	48.2							
3/25/2021									
3/26/2021			46.4				717	821	52.8
3/29/2021				296	46.6	714			
7/19/2021						693	728	717	
7/20/2021									
8/19/2021	74	49.2							51.2
8/20/2021			47.2	262	45.1				
8/23/2021						681	638	827	
11/1/2021						708	695	808	
2/11/2022	83.5								
2/14/2022							740		
2/15/2022						680		791	
2/16/2022		49	60.5	288	44.1				51.4
7/27/2022	80.9	65.9	63.2	284					52.1
7/28/2022					43.1				
8/1/2022							559		
8/2/2022						717		90	
10/21/2022								600 (R)	

Time Series

Constituent: Calcium (mg/L) Analysis Run 11/18/2022 2:57 AM View: Constituents View

Plant Bowen Client: Southern Company Data: Bowen AP-1

	BGWC-30
6/7/2016	
6/8/2016	
6/9/2016	
8/11/2016	
8/12/2016	
8/15/2016	
8/18/2016	
10/7/2016	
10/10/2016	
12/6/2016	
12/7/2016	
12/8/2016	
1/23/2017	372
2/7/2017	351
2/16/2017	
2/17/2017	
2/20/2017	
3/27/2017	417
4/17/2017	415
4/19/2017	
4/20/2017	
5/22/2017	885
5/30/2017	
6/1/2017	
6/5/2017	413
7/11/2017	449
7/14/2017	
7/17/2017	
7/18/2017	
7/19/2017	
8/23/2017	409
10/10/2017	339
10/11/2017	
10/12/2017	
6/13/2018	
6/14/2018	
6/15/2018	198
10/17/2018	
10/18/2018	
10/19/2018	
10/22/2018	230
4/2/2019	181
4/3/2019	
4/4/2019	
5/2/2019	
9/26/2019	
9/27/2019	103
9/30/2019	
2/25/2020	
2/26/2020	85.3
3/19/2020	
3/20/2020	

Time Series

Constituent: Calcium (mg/L) Analysis Run 11/18/2022 2:57 AM View: Constituents View

Plant Bowen Client: Southern Company Data: Bowen AP-1

	BGWC-30
3/23/2020	107
3/24/2020	
3/25/2020	
9/24/2020	
9/25/2020	93.3
9/28/2020	
3/24/2021	
3/25/2021	81.1
3/26/2021	
3/29/2021	
7/19/2021	
7/20/2021	87.8
8/19/2021	109
8/20/2021	
8/23/2021	
11/1/2021	108
2/11/2022	
2/14/2022	129
2/15/2022	
2/16/2022	
7/27/2022	
7/28/2022	
8/1/2022	111
8/2/2022	
10/21/2022	

Time Series

Constituent: Calcium (mg/L) Analysis Run 11/18/2022 2:57 AM View: Constituents View

Plant Bowen Client: Southern Company Data: Bowen AP-1

	BGWC-31	BGWC-32	BGWC-34D	BGWC-35D	BGWC-36D	BGWC-37D	BGWC-38D	BGWC-39	BGWC-40
10/17/2018					262				
10/18/2018	90.1								
10/19/2018			105						
10/22/2018		234		384					
4/2/2019					200				
4/4/2019	69.3		104	442					
4/5/2019		265							
5/3/2019		203							
9/24/2019	70.7		102						
9/26/2019		290		417					
9/27/2019					184				
11/15/2019		346							
12/13/2019								558	
12/16/2019									162
2/25/2020				341		107			
2/26/2020					107				
2/27/2020							268		
3/23/2020	72.5				122				
3/24/2020		210	112			112	314	161	
3/25/2020				234					160
5/4/2020									
9/2/2020							228		
9/25/2020		338		169		99.9			
9/28/2020	77.8		117		165				
9/29/2020								576	165
3/25/2021					162				
3/26/2021				529		103			
3/29/2021	77.2						161		
3/30/2021		289	112						158
3/31/2021								336	
8/19/2021							124		
8/20/2021	78.7			379		100			
8/23/2021					174				
8/24/2021			110					439	150
8/25/2021		244							
11/1/2021							144		
2/14/2022					188		187		
2/15/2022									
2/16/2022	81.4	247	127					424	155
2/17/2022				483		112			
7/28/2022	75.4		123	403		109			138
7/29/2022		226			156				
8/2/2022							186	488	

Time Series

Constituent: Calcium (mg/L) Analysis Run 11/18/2022 2:57 AM View: Constituents View

Plant Bowen Client: Southern Company Data: Bowen AP-1

	BGWC-41D
10/17/2018	
10/18/2018	
10/19/2018	
10/22/2018	
4/2/2019	
4/4/2019	
4/5/2019	
5/3/2019	
9/24/2019	
9/26/2019	
9/27/2019	
11/15/2019	
12/13/2019	
12/16/2019	
2/25/2020	
2/26/2020	
2/27/2020	
3/23/2020	
3/24/2020	
3/25/2020	
5/4/2020	155
9/2/2020	159
9/25/2020	
9/28/2020	
9/29/2020	
3/25/2021	
3/26/2021	
3/29/2021	
3/30/2021	
3/31/2021	166
8/19/2021	
8/20/2021	
8/23/2021	
8/24/2021	173
8/25/2021	
11/1/2021	
2/14/2022	
2/15/2022	198
2/16/2022	
2/17/2022	
7/28/2022	
7/29/2022	202
8/2/2022	

Time Series

Constituent: Calcium (mg/L) Analysis Run 11/18/2022 2:57 AM View: Constituents View

Plant Bowen Client: Southern Company Data: Bowen AP-1

	BGWC-42D	BGWC-43D	BGWC-44D	BGWC-49D	BGWC-50D	BGWC-51	BGWC-52	BGWC-7	BGWC-8
6/6/2016									
6/7/2016									7.9
6/8/2016								140	
8/10/2016									36.8
8/11/2016								141	
10/4/2016									39.7
10/5/2016									
10/6/2016								147	
12/2/2016									37.8
12/5/2016									
12/6/2016								146	
2/14/2017									35.2
2/15/2017								163	
4/14/2017									37.5
4/17/2017									
4/18/2017								155	
5/26/2017									41.7
6/2/2017								156	
7/10/2017									39
7/11/2017									
7/14/2017								157	
10/10/2017									36.9
10/11/2017								137	
6/12/2018									38.1
6/13/2018								151	
10/16/2018									44.8
10/17/2018									
10/18/2018								154	
4/1/2019									47.2
4/2/2019								140	
9/24/2019								151	42.4
3/18/2020									43
3/19/2020								142	
5/4/2020		361	51.1						
5/11/2020	109								
5/20/2020	76.6	335							
9/3/2020	100	383	50.2						
9/23/2020									41.6
9/24/2020									
9/25/2020								138	
1/28/2021						624	350		
3/24/2021									42.1
3/29/2021		326							
3/30/2021						562	353	145	
3/31/2021			50.9						
4/1/2021	94								
4/19/2021				204	50.8				
7/20/2021		297							
8/18/2021			54.2		56.7				44.5
8/19/2021								141	
8/20/2021	99.7								
8/23/2021		349				561	286		

Time Series

Constituent: Calcium (mg/L) Analysis Run 11/18/2022 2:57 AM View: Constituents View

Plant Bowen Client: Southern Company Data: Bowen AP-1

	BGWC-42D	BGWC-43D	BGWC-44D	BGWC-49D	BGWC-50D	BGWC-51	BGWC-52	BGWC-7	BGWC-8
8/24/2021				238					
2/9/2022			49.1		60.3				
2/10/2022									44.9
2/11/2022								148	
2/14/2022						155	72.8		
2/15/2022		344							
2/17/2022	98.4			239					
7/26/2022			49.7		61.1				41.8
7/28/2022	93.4						52.3	136	
8/1/2022		350		236		112			

Time Series

Constituent: Calcium (mg/L) Analysis Run 11/18/2022 2:57 AM View: Constituents View

Plant Bowen Client: Southern Company Data: Bowen AP-1

	BGWC-9
6/6/2016	66
6/7/2016	
6/8/2016	
8/10/2016	
8/11/2016	65.2
10/4/2016	
10/5/2016	66.7
10/6/2016	
12/2/2016	
12/5/2016	74.6
12/6/2016	
2/14/2017	
2/15/2017	74.6
4/14/2017	
4/17/2017	65.6
4/18/2017	
5/26/2017	70.4
6/2/2017	
7/10/2017	
7/11/2017	66.9
7/14/2017	
10/10/2017	61.7
10/11/2017	
6/12/2018	53.4
6/13/2018	
10/16/2018	
10/17/2018	63
10/18/2018	
4/1/2019	59.3
4/2/2019	
9/24/2019	57.6
3/18/2020	
3/19/2020	61.5
5/4/2020	
5/11/2020	
5/20/2020	
9/3/2020	
9/23/2020	
9/24/2020	59
9/25/2020	
1/28/2021	
3/24/2021	59.9
3/29/2021	
3/30/2021	
3/31/2021	
4/1/2021	
4/19/2021	
7/20/2021	
8/18/2021	63
8/19/2021	
8/20/2021	
8/23/2021	

Time Series

Constituent: Calcium (mg/L) Analysis Run 11/18/2022 2:57 AM View: Constituents View

Plant Bowen Client: Southern Company Data: Bowen AP-1

	BGWC-9
8/24/2021	
2/9/2022	
2/10/2022	65.6
2/11/2022	
2/14/2022	
2/15/2022	
2/17/2022	
7/26/2022	66.3
7/28/2022	
8/1/2022	

Time Series

Constituent: Chloride (mg/L) Analysis Run 11/18/2022 2:57 AM View: Constituents View

Plant Bowen Client: Southern Company Data: Bowen AP-1

	BGWA-2 (bg)	BGWA-29 (bg)	BGWA-33 (bg)	BGWA-47D (bg)	BGWA-48D (bg)	BGWA-6	BGWC-10	BGWC-12	BGWC-14A
6/6/2016	2.9					5.6			
6/7/2016							19	44	
8/9/2016	2.5								
8/10/2016						5.3			
8/11/2016									
8/12/2016								43	
8/16/2016							20		
8/22/2016		4.2							
10/3/2016	2.5								
10/4/2016		2.1				5.6			
10/6/2016								41	
10/7/2016							21		
11/29/2016	2.6								
12/1/2016		1.8				6.2			
12/5/2016								41	
12/6/2016							22		
1/10/2017		1.6							
2/13/2017	2.1								
2/14/2017		1.9				8.8			
2/15/2017								39	
2/16/2017							22		
4/13/2017	2.1					10			
4/14/2017		1.5							
4/18/2017							21	39	
5/25/2017	2.4	1.5				11			
5/30/2017									
6/2/2017							20	37	
7/7/2017	1.9					12			
7/10/2017		1.6							
7/12/2017							23		
7/13/2017								38	
7/14/2017									
10/9/2017	1.9					18			
10/10/2017		1.7						38	
10/11/2017							24		
6/12/2018	3.4	1.8							
6/14/2018							23.1	30.5	
10/16/2018	3.3	1.5				10.7			
10/17/2018								30.7	
10/18/2018							26.9		
4/1/2019	4.2	1.6						24.1	
4/2/2019						9	24.1		
4/3/2019			5.2						
5/2/2019	4.3								
9/23/2019	3.1	1.2				8.6			
9/25/2019							25.1	23.6	
9/26/2019									
9/27/2019			394 (o)						
2/18/2020						8.2			
2/19/2020		1.3							
2/21/2020			2.6						
3/18/2020	3.1	1.4							

Time Series

Constituent: Chloride (mg/L) Analysis Run 11/18/2022 2:57 AM View: Constituents View

Plant Bowen Client: Southern Company Data: Bowen AP-1

	BGWA-2 (bg)	BGWA-29 (bg)	BGWA-33 (bg)	BGWA-47D (bg)	BGWA-48D (bg)	BGWA-6	BGWC-10	BGWC-12	BGWC-14A
3/19/2020						7.8		20.5	
3/20/2020			4						
3/23/2020							20.8		
5/22/2020				6.6					32
5/25/2020					4				
6/23/2020				5.9	5.5				15.7
7/28/2020				5.9	4.6				20.6
9/2/2020				6					18.9
9/3/2020					6.3				
9/23/2020	4.2	1.1				8.4			
9/24/2020							25.4		
9/25/2020			3.3					20.2	
10/1/2020				6	7.5				18.6
11/10/2020				5.5	7.7				19.6
12/15/2020				6.3	8				20.7
1/20/2021				5.7	7.2				21.9
3/23/2021		1.2							
3/24/2021								18.4	14.1
3/25/2021				5.7	7.5				
3/26/2021	3.6								
3/30/2021							23.8		
3/31/2021						13.4			
4/1/2021			2.9						
8/16/2021	3.4	1.1		5.7	8	15.6			
8/18/2021							25.1	15.8	17.1
8/25/2021			3.3						
2/9/2022	3.7			5.4	8.9	10.1			10.8
2/10/2022		1.2							
2/11/2022							28.2	16.4	
2/16/2022			2.8						
7/26/2022	3.2	0.97 (J)		5.5	4.6	8.5			19.6
7/27/2022								16.2	
7/28/2022							30		
8/3/2022			3.4						

Time Series

Constituent: Chloride (mg/L) Analysis Run 11/18/2022 2:57 AM View: Constituents View

Plant Bowen Client: Southern Company Data: Bowen AP-1

	BGWC-16
6/6/2016	
6/7/2016	37
8/9/2016	
8/10/2016	
8/11/2016	41
8/12/2016	
8/16/2016	
8/22/2016	
10/3/2016	
10/4/2016	
10/6/2016	
10/7/2016	44
11/29/2016	
12/1/2016	
12/5/2016	
12/6/2016	48
1/10/2017	
2/13/2017	
2/14/2017	
2/15/2017	
2/16/2017	46
4/13/2017	
4/14/2017	
4/18/2017	41
5/25/2017	
5/30/2017	38
6/2/2017	
7/7/2017	
7/10/2017	
7/12/2017	
7/13/2017	
7/14/2017	35
10/9/2017	
10/10/2017	
10/11/2017	36
6/12/2018	27.2
6/14/2018	
10/16/2018	
10/17/2018	
10/18/2018	25.2
4/1/2019	
4/2/2019	20.3
4/3/2019	
5/2/2019	
9/23/2019	
9/25/2019	
9/26/2019	28.7
9/27/2019	
2/18/2020	
2/19/2020	
2/21/2020	
3/18/2020	

Time Series

Constituent: Chloride (mg/L) Analysis Run 11/18/2022 2:57 AM View: Constituents View

Plant Bowen Client: Southern Company Data: Bowen AP-1

	BGWC-16
3/19/2020	22
3/20/2020	
3/23/2020	
5/22/2020	
5/25/2020	
6/23/2020	
7/28/2020	
9/2/2020	
9/3/2020	
9/23/2020	
9/24/2020	28.8
9/25/2020	
10/1/2020	
11/10/2020	
12/15/2020	
1/20/2021	
3/23/2021	
3/24/2021	24
3/25/2021	
3/26/2021	
3/30/2021	
3/31/2021	
4/1/2021	
8/16/2021	
8/18/2021	19.9
8/25/2021	
2/9/2022	
2/10/2022	
2/11/2022	22.3
2/16/2022	
7/26/2022	
7/27/2022	23.1
7/28/2022	
8/3/2022	

Time Series

Constituent: Chloride (mg/L) Analysis Run 11/18/2022 2:57 AM View: Constituents View

Plant Bowen Client: Southern Company Data: Bowen AP-1

	BGWC-17	BGWC-18	BGWC-19	BGWC-20	BGWC-21	BGWC-22	BGWC-23	BGWC-24	BGWC-25
6/7/2016	26								
6/8/2016		48	23	130	7.1	440			6.4
6/9/2016							480	1900	
8/11/2016	34								
8/12/2016		27	26	130					
8/15/2016									4.3
8/18/2016					6.9	500	400	1600	
10/7/2016	38	72	41						
10/10/2016				140	7.1	480	390	1400	3.5
12/6/2016	45	73							
12/7/2016			23	130			450	970	
12/8/2016					6.3	540			2.8
1/23/2017									
2/7/2017									
2/16/2017	40	19	31						
2/17/2017				140	5.6	570			
2/20/2017							470	1900	4.2
3/27/2017									
4/17/2017									
4/19/2017	38	13	30	140	5		420	1900	
4/20/2017						740			4.1
5/22/2017									
5/30/2017	41								
6/1/2017		8	13	130	4.9				4.4
6/5/2017						530	450	1900	
7/11/2017									
7/14/2017	36	11	19						
7/17/2017							470	2100	5
7/18/2017				140	4.2				
7/19/2017						540			
8/23/2017									
10/10/2017									
10/11/2017	45	24	19	130			510	1600	4.1
10/12/2017					4.8	700			
6/13/2018				150			598	1880	
6/14/2018	33.3	7.3			3.3	725			3.4
6/15/2018			9.3						
10/17/2018	41.8								
10/18/2018		10.9							
10/19/2018			15.3		4.1				
10/22/2018				149		827	639	2050	3.9
4/2/2019	18.7	4.5							
4/3/2019			9.7	144	5	856	679	1890	
4/4/2019									3.8
5/2/2019						999			
9/26/2019	47.1	60.5	26	128					
9/27/2019						996	918		
9/30/2019					4.7			2040	5.2
2/25/2020						547			
2/26/2020									
3/19/2020	21.9								
3/20/2020		5.3	6.6		4.2	665			

Time Series

Constituent: Chloride (mg/L) Analysis Run 11/18/2022 2:57 AM View: Constituents View

Plant Bowen Client: Southern Company Data: Bowen AP-1

	BGWC-17	BGWC-18	BGWC-19	BGWC-20	BGWC-21	BGWC-22	BGWC-23	BGWC-24	BGWC-25
3/23/2020				125			788		
3/24/2020									3.6
3/25/2020								1670	
9/24/2020	50.1	30.3			4	1050	988		
9/25/2020								1640	
9/28/2020			8.6	152					5.6
3/24/2021	35.6	6.1							
3/25/2021									
3/26/2021			5.8				928	1240	5.7
3/29/2021				131	5	886			
7/19/2021						579	570	575	
7/20/2021									
8/19/2021	38.2	10.4							5.1
8/20/2021			4.4	144	4.4				
8/23/2021						879	898	1250	
11/1/2021						744	688	661	
2/11/2022	38.5								
2/14/2022							925		
2/15/2022						789		1120	
2/16/2022		7.7	6.7	141	4				5.7
7/27/2022	43.2	14.9	7.8	169					6.2
7/28/2022					4.7				
8/1/2022							794		
8/2/2022						828		17.1	
10/21/2022								836 (R)	

Time Series

Constituent: Chloride (mg/L) Analysis Run 11/18/2022 2:57 AM View: Constituents View

Plant Bowen Client: Southern Company Data: Bowen AP-1

	BGWC-30
6/7/2016	
6/8/2016	
6/9/2016	
8/11/2016	
8/12/2016	
8/15/2016	
8/18/2016	
10/7/2016	
10/10/2016	
12/6/2016	
12/7/2016	
12/8/2016	
1/23/2017	780
2/7/2017	780
2/16/2017	
2/17/2017	
2/20/2017	
3/27/2017	790
4/17/2017	770
4/19/2017	
4/20/2017	
5/22/2017	890
5/30/2017	
6/1/2017	
6/5/2017	870
7/11/2017	840
7/14/2017	
7/17/2017	
7/18/2017	
7/19/2017	
8/23/2017	800
10/10/2017	730
10/11/2017	
10/12/2017	
6/13/2018	
6/14/2018	
6/15/2018	390
10/17/2018	
10/18/2018	
10/19/2018	
10/22/2018	400
4/2/2019	333
4/3/2019	
4/4/2019	
5/2/2019	
9/26/2019	
9/27/2019	143
9/30/2019	
2/25/2020	
2/26/2020	100
3/19/2020	
3/20/2020	

Time Series

Constituent: Chloride (mg/L) Analysis Run 11/18/2022 2:57 AM View: Constituents View

Plant Bowen Client: Southern Company Data: Bowen AP-1

	BGWC-30
3/23/2020	117
3/24/2020	
3/25/2020	
9/24/2020	
9/25/2020	127
9/28/2020	
3/24/2021	
3/25/2021	85.5
3/26/2021	
3/29/2021	
7/19/2021	
7/20/2021	95.3
8/19/2021	117
8/20/2021	
8/23/2021	
11/1/2021	133
2/11/2022	
2/14/2022	146
2/15/2022	
2/16/2022	
7/27/2022	
7/28/2022	
8/1/2022	114
8/2/2022	
10/21/2022	

Time Series

Constituent: Chloride (mg/L) Analysis Run 11/18/2022 2:57 AM View: Constituents View

Plant Bowen Client: Southern Company Data: Bowen AP-1

	BGWC-31	BGWC-32	BGWC-34D	BGWC-35D	BGWC-36D	BGWC-37D	BGWC-38D	BGWC-39	BGWC-40
10/17/2018					492				
10/18/2018	51.2								
10/19/2018			28						
10/22/2018		274		573					
4/2/2019					378				
4/4/2019	32.7		28.4	605					
4/5/2019		270							
5/3/2019		257							
9/24/2019	38		32.2						
9/26/2019		358		500					
9/27/2019					357				
11/15/2019		455							
12/13/2019								703	
12/16/2019									254
2/25/2020				441		160			
2/26/2020					185				
2/27/2020							386		
3/23/2020	28.4				187				
3/24/2020		203	28.4			127	445	155	
3/25/2020				291					219
5/4/2020									
9/2/2020							309		
9/25/2020		449		435		105			
9/28/2020	34.5		36.6		277				
9/29/2020								792	218
3/25/2021					248				
3/26/2021				696		87.7			
3/29/2021	9.4						227		
3/30/2021		355	37.2						175
3/31/2021								337	
8/19/2021							155		
8/20/2021	34.9			545		92.3			
8/23/2021					268				
8/24/2021			40.1					521	156
8/25/2021		274							
11/1/2021							206		
2/14/2022					241		237		
2/15/2022									
2/16/2022	30.9	262	39.2					409	150
2/17/2022				627		105			
7/28/2022	32.9		44.9	666		138			149
7/29/2022		292			283				
8/2/2022							244	560	

Time Series

Constituent: Chloride (mg/L) Analysis Run 11/18/2022 2:57 AM View: Constituents View

Plant Bowen Client: Southern Company Data: Bowen AP-1

	BGWC-41D
10/17/2018	
10/18/2018	
10/19/2018	
10/22/2018	
4/2/2019	
4/4/2019	
4/5/2019	
5/3/2019	
9/24/2019	
9/26/2019	
9/27/2019	
11/15/2019	
12/13/2019	
12/16/2019	
2/25/2020	
2/26/2020	
2/27/2020	
3/23/2020	
3/24/2020	
3/25/2020	
5/4/2020	218
9/2/2020	210
9/25/2020	
9/28/2020	
9/29/2020	
3/25/2021	
3/26/2021	
3/29/2021	
3/30/2021	
3/31/2021	261
8/19/2021	
8/20/2021	
8/23/2021	
8/24/2021	262
8/25/2021	
11/1/2021	
2/14/2022	
2/15/2022	296
2/16/2022	
2/17/2022	
7/28/2022	
7/29/2022	381
8/2/2022	

Time Series

Constituent: Chloride (mg/L) Analysis Run 11/18/2022 2:57 AM View: Constituents View

Plant Bowen Client: Southern Company Data: Bowen AP-1

	BGWC-42D	BGWC-43D	BGWC-44D	BGWC-49D	BGWC-50D	BGWC-51	BGWC-52	BGWC-7	BGWC-8
6/6/2016									
6/7/2016									2
6/8/2016								11	
8/10/2016									2.1
8/11/2016								11	
10/4/2016									2.3
10/5/2016									
10/6/2016								11	
12/2/2016									2.1
12/5/2016									
12/6/2016								11	
2/14/2017									2
2/15/2017								12	
4/14/2017									1.7
4/17/2017									
4/18/2017								12	
5/26/2017									1.6
6/2/2017								11	
7/10/2017									1.5
7/11/2017									
7/14/2017								11	
10/10/2017									1.9
10/11/2017								12	
6/12/2018									2.3
6/13/2018								10.8	
10/16/2018									2.6
10/17/2018									
10/18/2018								11.7	
4/1/2019									1.8
4/2/2019								9.4	
9/24/2019								8	1.5
3/18/2020									1.5
3/19/2020								8.4	
5/4/2020		535	12.7						
5/11/2020	84.6								
5/20/2020	73.4	550							
9/3/2020	115	564	18.6						
9/23/2020									1.5
9/24/2020									
9/25/2020								13.1	
1/28/2021						835	484		
3/24/2021									1.5
3/29/2021		443							
3/30/2021						772	472	8.8	
3/31/2021			21.9						
4/1/2021	98.2								
4/19/2021				419	25.6				
7/20/2021		384							
8/18/2021			12.8		10				1.7
8/19/2021								7.6	
8/20/2021	131								
8/23/2021		478				756	384		

Time Series

Constituent: Chloride (mg/L) Analysis Run 11/18/2022 2:57 AM View: Constituents View

Plant Bowen Client: Southern Company Data: Bowen AP-1

	BGWC-42D	BGWC-43D	BGWC-44D	BGWC-49D	BGWC-50D	BGWC-51	BGWC-52	BGWC-7	BGWC-8
8/24/2021				433					
2/9/2022			17		15.3				
2/10/2022									1.6
2/11/2022								8	
2/14/2022						128	46.8		
2/15/2022		496							
2/17/2022	126			410					
7/26/2022			14.7		18.2				1.6
7/28/2022	117						33.9	8.9	
8/1/2022		487		415		95.4			

Time Series

Constituent: Chloride (mg/L) Analysis Run 11/18/2022 2:57 AM View: Constituents View

Plant Bowen Client: Southern Company Data: Bowen AP-1

	BGWC-9
6/6/2016	27
6/7/2016	
6/8/2016	
8/10/2016	
8/11/2016	30
10/4/2016	
10/5/2016	36
10/6/2016	
12/2/2016	
12/5/2016	40
12/6/2016	
2/14/2017	
2/15/2017	38
4/14/2017	
4/17/2017	35
4/18/2017	
5/26/2017	35
6/2/2017	
7/10/2017	
7/11/2017	33
7/14/2017	
10/10/2017	35
10/11/2017	
6/12/2018	21.3
6/13/2018	
10/16/2018	
10/17/2018	29.4
10/18/2018	
4/1/2019	13.4
4/2/2019	
9/24/2019	13.2
3/18/2020	
3/19/2020	7.3
5/4/2020	
5/11/2020	
5/20/2020	
9/3/2020	
9/23/2020	
9/24/2020	9.2
9/25/2020	
1/28/2021	
3/24/2021	8
3/29/2021	
3/30/2021	
3/31/2021	
4/1/2021	
4/19/2021	
7/20/2021	
8/18/2021	8.5
8/19/2021	
8/20/2021	
8/23/2021	

Time Series

Constituent: Chloride (mg/L) Analysis Run 11/18/2022 2:57 AM View: Constituents View

Plant Bowen Client: Southern Company Data: Bowen AP-1

	BGWC-9
8/24/2021	
2/9/2022	
2/10/2022	8.9
2/11/2022	
2/14/2022	
2/15/2022	
2/17/2022	
7/26/2022	10.9
7/28/2022	
8/1/2022	

Time Series

Constituent: Chromium (mg/L) Analysis Run 11/18/2022 2:57 AM View: Constituents View

Plant Bowen Client: Southern Company Data: Bowen AP-1

	BGWA-2 (bg)	BGWA-29 (bg)	BGWA-33 (bg)	BGWA-47D (bg)	BGWA-48D (bg)	BGWA-6	BGWC-10	BGWC-12	BGWC-14A
6/6/2016	<0.005					<0.005			
6/7/2016							<0.005	<0.005	
8/9/2016	0.0019 (J)								
8/10/2016						0.0044 (J)			
8/11/2016									
8/12/2016								<0.005	
8/16/2016							<0.005		
8/22/2016		<0.005							
10/3/2016	<0.005								
10/4/2016		0.0013 (J)				<0.005			
10/6/2016								<0.005	
10/7/2016							<0.005		
11/29/2016	<0.005								
12/1/2016		<0.005				<0.005			
12/5/2016								<0.005	
12/6/2016							<0.005		
1/10/2017		<0.005							
2/13/2017	<0.005								
2/14/2017		<0.005				<0.005			
2/15/2017								<0.005	
2/16/2017							<0.005		
4/13/2017	0.0005 (J)					<0.005			
4/14/2017		0.0005 (J)							
4/18/2017							<0.005	<0.005	
5/25/2017	<0.005	0.0004 (J)				<0.005			
5/30/2017									
6/2/2017							<0.005	0.0003 (J)	
7/7/2017	0.0008 (J)					<0.005			
7/10/2017		0.0005 (J)							
7/12/2017							<0.005		
7/13/2017								<0.005	
7/14/2017									
3/26/2018	<0.005	<0.005							
3/27/2018							<0.005		
3/28/2018								<0.005	
2/25/2019	<0.005								
2/27/2019		<0.005							
2/28/2019							<0.005	<0.005	
4/1/2019	<0.005	<0.005						<0.005	
4/2/2019						<0.005	<0.005		
4/3/2019			<0.005						
9/23/2019	<0.005	0.00047 (J)				<0.005			
9/25/2019							<0.005	0.00055 (J)	
9/26/2019									
9/27/2019			<0.005						
2/18/2020	0.00048 (J)					<0.005			
2/19/2020		0.00053 (J)							
2/20/2020							<0.005		
2/21/2020			0.00051 (J)						
2/24/2020								<0.005	
3/18/2020	<0.005	0.00052 (J)							
3/19/2020						0.0015 (J)		0.0004 (J)	

Time Series

Constituent: Chromium (mg/L) Analysis Run 11/18/2022 2:57 AM View: Constituents View

Plant Bowen Client: Southern Company Data: Bowen AP-1

	BGWA-2 (bg)	BGWA-29 (bg)	BGWA-33 (bg)	BGWA-47D (bg)	BGWA-48D (bg)	BGWA-6	BGWC-10	BGWC-12	BGWC-14A
3/20/2020			0.0007 (J)						
3/23/2020							0.0011 (J)		
5/22/2020				0.00044 (J)					<0.005
5/25/2020					<0.005				
6/23/2020				0.00043 (J)	0.00042 (J)				<0.005
7/28/2020				<0.005	<0.005				<0.005
9/2/2020				<0.005					<0.005
9/3/2020					<0.005				
9/23/2020	<0.005	<0.005				<0.005			
9/24/2020							<0.005		
9/25/2020			0.00083 (J)					0.00058 (J)	
10/1/2020				0.0014 (J)	0.00056 (J)				<0.005
11/10/2020				0.00059 (J)	<0.005				<0.005
12/15/2020				0.00069	<0.005				<0.005
1/20/2021				0.00061 (J)	<0.005				<0.005
2/16/2021	<0.005	0.00071 (J)							
2/17/2021				0.00099 (J)	0.00069 (J)				
2/18/2021						<0.005	<0.005		0.026
2/19/2021			0.00077 (J)					<0.005	
3/23/2021		0.00059 (J)							
3/24/2021								0.00079 (J)	<0.005
3/25/2021				<0.005	<0.005				
3/26/2021	0.00071 (J)								
3/30/2021							<0.005		
3/31/2021						<0.005			
4/1/2021			0.00076 (J)						
8/16/2021	<0.005	<0.005		0.0022 (J)	<0.005	<0.005			
8/18/2021							<0.005	<0.005	<0.005
8/25/2021			<0.005						
2/9/2022	<0.005			<0.005	<0.005	<0.005			<0.005
2/10/2022		<0.005							
2/11/2022							<0.005	<0.005	
2/16/2022			<0.005						
7/26/2022	<0.005	<0.005		<0.005	<0.005	<0.005			<0.005
7/27/2022								<0.005	
7/28/2022							<0.005		
8/3/2022			<0.005						

Time Series

Constituent: Chromium (mg/L) Analysis Run 11/18/2022 2:57 AM View: Constituents View

Plant Bowen Client: Southern Company Data: Bowen AP-1

	BGWC-16
6/6/2016	
6/7/2016	<0.005
8/9/2016	
8/10/2016	
8/11/2016	<0.005
8/12/2016	
8/16/2016	
8/22/2016	
10/3/2016	
10/4/2016	
10/6/2016	
10/7/2016	<0.005
11/29/2016	
12/1/2016	
12/5/2016	
12/6/2016	<0.005
1/10/2017	
2/13/2017	
2/14/2017	
2/15/2017	
2/16/2017	<0.005
4/13/2017	
4/14/2017	
4/18/2017	<0.005
5/25/2017	
5/30/2017	<0.005
6/2/2017	
7/7/2017	
7/10/2017	
7/12/2017	
7/13/2017	
7/14/2017	<0.005
3/26/2018	
3/27/2018	<0.005
3/28/2018	
2/25/2019	<0.005
2/27/2019	
2/28/2019	
4/1/2019	
4/2/2019	<0.005
4/3/2019	
9/23/2019	
9/25/2019	
9/26/2019	<0.005
9/27/2019	
2/18/2020	
2/19/2020	
2/20/2020	<0.005
2/21/2020	
2/24/2020	
3/18/2020	
3/19/2020	0.00071 (J)

Time Series

Constituent: Chromium (mg/L) Analysis Run 11/18/2022 2:57 AM View: Constituents View

Plant Bowen Client: Southern Company Data: Bowen AP-1

	BGWC-16
3/20/2020	
3/23/2020	
5/22/2020	
5/25/2020	
6/23/2020	
7/28/2020	
9/2/2020	
9/3/2020	
9/23/2020	
9/24/2020	<0.005
9/25/2020	
10/1/2020	
11/10/2020	
12/15/2020	
1/20/2021	
2/16/2021	
2/17/2021	
2/18/2021	0.0019 (J)
2/19/2021	
3/23/2021	
3/24/2021	<0.005
3/25/2021	
3/26/2021	
3/30/2021	
3/31/2021	
4/1/2021	
8/16/2021	
8/18/2021	<0.005
8/25/2021	
2/9/2022	
2/10/2022	
2/11/2022	<0.005
2/16/2022	
7/26/2022	
7/27/2022	<0.005
7/28/2022	
8/3/2022	

Time Series

Constituent: Chromium (mg/L) Analysis Run 11/18/2022 2:57 AM View: Constituents View

Plant Bowen Client: Southern Company Data: Bowen AP-1

	BGWC-17	BGWC-18	BGWC-19	BGWC-20	BGWC-21	BGWC-22	BGWC-23	BGWC-24	BGWC-25
6/7/2016	<0.005								
6/8/2016		<0.005	<0.005	<0.005	<0.005	<0.005			<0.005
6/9/2016							<0.005	<0.005	
8/11/2016	<0.005								
8/12/2016		<0.005	<0.005	<0.005					
8/15/2016									<0.005
8/18/2016					<0.005	<0.005	<0.005	<0.005	
10/7/2016	<0.005	0.0011 (J)	<0.005						
10/10/2016				<0.005	<0.005	<0.005	<0.005	0.0009 (J)	<0.005
12/6/2016	<0.005	<0.005							
12/7/2016			<0.005	<0.005			0.002 (J)	<0.005	
12/8/2016					<0.005	<0.005			<0.005
1/23/2017									
2/7/2017									
2/16/2017	<0.005	<0.005	<0.005						
2/17/2017				<0.005	<0.005	<0.005			
2/20/2017							<0.005	<0.005	<0.005
3/27/2017									
4/17/2017									
4/19/2017	<0.005	<0.005	<0.005	<0.005	<0.005		<0.005	<0.005	
4/20/2017						<0.005			<0.005
5/22/2017									
5/30/2017	<0.005								
6/1/2017		<0.005	<0.005	<0.005	<0.005				<0.005
6/5/2017						<0.005	<0.005	<0.005	
7/11/2017									
7/14/2017	<0.005	<0.005	<0.005						
7/17/2017							<0.005	<0.005	<0.005
7/18/2017				<0.005	<0.005				
7/19/2017						<0.005			
8/23/2017									
3/26/2018									
3/27/2018	<0.005	<0.005	<0.005						
3/28/2018				<0.005	<0.005				<0.005
3/29/2018						<0.005	<0.005	<0.005	
2/27/2019	<0.005	<0.005		0.0048 (J)					
3/1/2019			<0.005			<0.005	0.0033 (J)	<0.005	<0.005
4/2/2019	0.00044 (J)	<0.005							
4/3/2019			<0.005	0.00088 (J)	<0.005	<0.005	0.00057 (J)	<0.005	
4/4/2019									<0.005
9/26/2019	<0.005	<0.005	<0.005	0.0022 (J)					
9/27/2019						<0.005	<0.005		
9/30/2019					<0.005			<0.005	0.0021 (J)
2/24/2020	<0.005	<0.005	<0.005	0.00096 (J)					
2/25/2020						<0.005	<0.005		
2/26/2020					<0.005			0.00051 (J)	<0.005
3/19/2020	0.00039 (J)								
3/20/2020		0.00046 (J)	<0.005		0.00041 (J)	<0.005			
3/23/2020				0.00091 (J)			0.00043 (J)		
3/24/2020									<0.005
3/25/2020								<0.005	
9/24/2020	<0.005	<0.005			<0.005	<0.005	<0.005		

Time Series

Constituent: Chromium (mg/L) Analysis Run 11/18/2022 2:57 AM View: Constituents View

Plant Bowen Client: Southern Company Data: Bowen AP-1

	BGWC-17	BGWC-18	BGWC-19	BGWC-20	BGWC-21	BGWC-22	BGWC-23	BGWC-24	BGWC-25
9/25/2020								0.00058 (J)	
9/28/2020			<0.005	0.0028 (J)					<0.005
2/18/2021	<0.005	<0.005	<0.005	0.00078 (J)					
2/19/2021					<0.005	<0.005	<0.005	<0.005	
2/23/2021									<0.005
3/8/2021									
3/24/2021	<0.005	0.00065 (J)							
3/25/2021									
3/26/2021			<0.005				<0.005	<0.005	<0.005
3/29/2021				0.0011 (J)	0.0025 (J)	<0.005			
8/19/2021	<0.005	<0.005							<0.005
8/20/2021			<0.005	<0.005	<0.005				
8/23/2021						<0.005	0.0015 (J)	<0.005	
2/11/2022	<0.005								
2/14/2022							<0.005		
2/15/2022						<0.005		<0.005	
2/16/2022		<0.005	<0.005	<0.005	<0.005				<0.005
7/27/2022	<0.005	<0.005	<0.005	<0.005					<0.005
7/28/2022					<0.005				
8/1/2022							<0.005		
8/2/2022						<0.005		<0.005	
10/21/2022								<0.005 (R)	

Time Series

Constituent: Chromium (mg/L) Analysis Run 11/18/2022 2:57 AM View: Constituents View

Plant Bowen Client: Southern Company Data: Bowen AP-1

	BGWC-30
6/7/2016	
6/8/2016	
6/9/2016	
8/11/2016	
8/12/2016	
8/15/2016	
8/18/2016	
10/7/2016	
10/10/2016	
12/6/2016	
12/7/2016	
12/8/2016	
1/23/2017	0.001 (J)
2/7/2017	<0.005
2/16/2017	
2/17/2017	
2/20/2017	
3/27/2017	<0.005
4/17/2017	<0.005
4/19/2017	
4/20/2017	
5/22/2017	0.0004 (J)
5/30/2017	
6/1/2017	
6/5/2017	0.0004 (J)
7/11/2017	0.0012 (J)
7/14/2017	
7/17/2017	
7/18/2017	
7/19/2017	
8/23/2017	0.0009 (J)
3/26/2018	<0.005
3/27/2018	
3/28/2018	
3/29/2018	
2/27/2019	
3/1/2019	<0.005
4/2/2019	0.00095 (J)
4/3/2019	
4/4/2019	
9/26/2019	
9/27/2019	0.00056 (J)
9/30/2019	
2/24/2020	
2/25/2020	
2/26/2020	0.00073 (J)
3/19/2020	
3/20/2020	
3/23/2020	0.00098 (J)
3/24/2020	
3/25/2020	
9/24/2020	

Time Series

Constituent: Chromium (mg/L) Analysis Run 11/18/2022 2:57 AM View: Constituents View

Plant Bowen Client: Southern Company Data: Bowen AP-1

	BGWC-30
9/25/2020	0.00087 (J)
9/28/2020	
2/18/2021	
2/19/2021	
2/23/2021	
3/8/2021	0.0011 (J)
3/24/2021	
3/25/2021	0.00082 (J)
3/26/2021	
3/29/2021	
8/19/2021	<0.005
8/20/2021	
8/23/2021	
2/11/2022	
2/14/2022	0.0014 (J)
2/15/2022	
2/16/2022	
7/27/2022	
7/28/2022	
8/1/2022	<0.005
8/2/2022	
10/21/2022	

Time Series

Constituent: Chromium (mg/L) Analysis Run 11/18/2022 2:57 AM View: Constituents View

Plant Bowen Client: Southern Company Data: Bowen AP-1

	BGWC-31	BGWC-32	BGWC-34D	BGWC-35D	BGWC-36D	BGWC-37D	BGWC-38D	BGWC-39	BGWC-40
4/2/2019					0.001 (J)				
4/4/2019	<0.005		<0.005	0.0011 (J)					
4/5/2019		<0.005							
9/24/2019	0.00064 (J)		<0.005						
9/26/2019		0.00062 (J)		0.00067 (J)					
9/27/2019					0.0006 (J)				
2/25/2020				<0.005		<0.005			
2/26/2020	<0.005				<0.005				
2/27/2020		0.00072 (J)	<0.005				0.0031 (J)	<0.005	
2/28/2020									0.00043 (J)
3/23/2020	0.0011 (J)				<0.005				
3/24/2020		0.0012 (J)	<0.005			0.00068 (J)	0.00042 (J)	0.001 (J)	
3/25/2020				<0.005					0.00058 (J)
9/2/2020							<0.005		
9/25/2020		0.00057 (J)		0.00072 (J)		0.00068 (J)			
9/28/2020	0.00056 (J)		<0.005		<0.005				
9/29/2020								<0.005	0.00082 (J)
2/19/2021			<0.005						
2/22/2021	<0.005			<0.005		<0.005		<0.005	<0.005
2/23/2021		<0.005							
3/8/2021					0.00057 (J)				
3/9/2021							<0.005		
3/25/2021					0.00057 (J)				
3/26/2021				<0.005		<0.005			
3/29/2021	<0.005						<0.005		
3/30/2021		<0.005	<0.005						0.00081 (J)
3/31/2021								<0.005	
8/19/2021							<0.005		
8/20/2021	<0.005			<0.005		<0.005			
8/23/2021					<0.005				
8/24/2021			<0.005					<0.005	<0.005
8/25/2021		0.0043 (J)							
2/14/2022					<0.005		<0.005		
2/15/2022									
2/16/2022	<0.005	<0.005	<0.005					<0.005	0.0011 (J)
2/17/2022				<0.005		<0.005			
7/28/2022	<0.005		<0.005	<0.005		<0.005			<0.005
7/29/2022		<0.005			<0.005				
8/2/2022							<0.005	<0.005	

Time Series

Constituent: Chromium (mg/L) Analysis Run 11/18/2022 2:57 AM View: Constituents View

Plant Bowen Client: Southern Company Data: Bowen AP-1

	BGWC-41D
4/2/2019	
4/4/2019	
4/5/2019	
9/24/2019	
9/26/2019	
9/27/2019	
2/25/2020	
2/26/2020	
2/27/2020	
2/28/2020	
3/23/2020	
3/24/2020	
3/25/2020	
9/2/2020	<0.005
9/25/2020	
9/28/2020	
9/29/2020	
2/19/2021	
2/22/2021	<0.005
2/23/2021	
3/8/2021	
3/9/2021	
3/25/2021	
3/26/2021	
3/29/2021	
3/30/2021	
3/31/2021	0.00068 (J)
8/19/2021	
8/20/2021	
8/23/2021	
8/24/2021	<0.005
8/25/2021	
2/14/2022	
2/15/2022	<0.005
2/16/2022	
2/17/2022	
7/28/2022	
7/29/2022	<0.005
8/2/2022	

Time Series

Constituent: Chromium (mg/L) Analysis Run 11/18/2022 2:57 AM View: Constituents View

Plant Bowen Client: Southern Company Data: Bowen AP-1

	BGWC-42D	BGWC-43D	BGWC-44D	BGWC-49D	BGWC-50D	BGWC-51	BGWC-52	BGWC-7	BGWC-8
6/6/2016									
6/7/2016									<0.005
6/8/2016								<0.005	
8/10/2016									0.0052 (J)
8/11/2016								<0.005	
10/4/2016									0.0015 (J)
10/5/2016									
10/6/2016								<0.005	
12/2/2016									0.0013 (J)
12/5/2016									
12/6/2016								<0.005	
2/14/2017									<0.005
2/15/2017								<0.005	
4/14/2017									0.0011 (J)
4/17/2017									
4/18/2017								<0.005	
5/26/2017									0.0008 (J)
6/2/2017								<0.005	
7/10/2017									0.0009 (J)
7/11/2017									
7/14/2017								<0.005	
3/26/2018									<0.005
3/27/2018								<0.005	
2/25/2019									<0.005
2/28/2019								<0.005	
4/1/2019									0.00091 (J)
4/2/2019								<0.005	
9/24/2019								0.00055 (J)	0.063
2/19/2020									0.0011 (J)
2/20/2020									
2/21/2020								<0.005	
3/18/2020									0.0014 (J)
3/19/2020								0.00061 (J)	
9/3/2020	<0.005	<0.005	<0.005						
9/23/2020									0.0013 (J)
9/24/2020									
9/25/2020								<0.005	
1/28/2021						<0.005	<0.005		
2/16/2021									0.001 (J)
2/17/2021									
2/18/2021			0.00093 (J)					<0.005	
2/22/2021	0.0011 (J)								
2/23/2021						0.0006 (J)	<0.005		
3/8/2021		<0.005							
3/24/2021									0.0013 (J)
3/29/2021		<0.005							
3/30/2021						<0.005	0.00061 (J)	0.00095 (J)	
3/31/2021			0.00094 (J)						
4/1/2021	0.00062 (J)								
4/19/2021				0.00071 (J)	<0.005				
8/18/2021			<0.005		<0.005				0.0012 (J)
8/19/2021								<0.005	

Time Series

Constituent: Chromium (mg/L) Analysis Run 11/18/2022 2:57 AM View: Constituents View

Plant Bowen Client: Southern Company Data: Bowen AP-1

	BGWC-42D	BGWC-43D	BGWC-44D	BGWC-49D	BGWC-50D	BGWC-51	BGWC-52	BGWC-7	BGWC-8
8/20/2021	<0.005								
8/23/2021		<0.005				<0.005	<0.005		
8/24/2021				<0.005					
2/9/2022			<0.005		<0.005				
2/10/2022									0.0014 (J)
2/11/2022								<0.005	
2/14/2022						<0.005	0.0013 (J)		
2/15/2022		0.0024 (J)							
2/17/2022	<0.005			<0.005					
7/26/2022			<0.005		<0.005				<0.005
7/28/2022	<0.005						<0.005	<0.005	
8/1/2022		<0.005		<0.005		<0.005			

Time Series

Constituent: Chromium (mg/L) Analysis Run 11/18/2022 2:57 AM View: Constituents View

Plant Bowen Client: Southern Company Data: Bowen AP-1

	BGWC-9
6/6/2016	<0.005
6/7/2016	
6/8/2016	
8/10/2016	
8/11/2016	<0.005
10/4/2016	
10/5/2016	0.002 (J)
10/6/2016	
12/2/2016	
12/5/2016	<0.005
12/6/2016	
2/14/2017	
2/15/2017	<0.005
4/14/2017	
4/17/2017	<0.005
4/18/2017	
5/26/2017	<0.005
6/2/2017	
7/10/2017	
7/11/2017	<0.005
7/14/2017	
3/26/2018	
3/27/2018	<0.005
2/25/2019	
2/28/2019	
4/1/2019	<0.005
4/2/2019	
9/24/2019	<0.005
2/19/2020	
2/20/2020	<0.005
2/21/2020	
3/18/2020	
3/19/2020	<0.005
9/3/2020	
9/23/2020	
9/24/2020	<0.005
9/25/2020	
1/28/2021	
2/16/2021	
2/17/2021	<0.005
2/18/2021	
2/22/2021	
2/23/2021	
3/8/2021	
3/24/2021	<0.005
3/29/2021	
3/30/2021	
3/31/2021	
4/1/2021	
4/19/2021	
8/18/2021	<0.005
8/19/2021	

Time Series

Constituent: Chromium (mg/L) Analysis Run 11/18/2022 2:57 AM View: Constituents View

Plant Bowen Client: Southern Company Data: Bowen AP-1

	BGWC-9
8/20/2021	
8/23/2021	
8/24/2021	
2/9/2022	
2/10/2022	<0.005
2/11/2022	
2/14/2022	
2/15/2022	
2/17/2022	
7/26/2022	<0.005
7/28/2022	
8/1/2022	

Time Series

Constituent: Cobalt (mg/L) Analysis Run 11/18/2022 2:57 AM View: Constituents View

Plant Bowen Client: Southern Company Data: Bowen AP-1

	BGWA-2 (bg)	BGWA-29 (bg)	BGWA-33 (bg)	BGWA-47D (bg)	BGWA-48D (bg)	BGWA-6	BGWC-10	BGWC-12	BGWC-14A
6/6/2016	<0.005					<0.005			
6/7/2016							<0.005	<0.005	
8/9/2016	0.0005 (J)								
8/10/2016						0.0006 (J)			
8/11/2016									
8/12/2016								<0.005	
8/16/2016							<0.005		
8/22/2016		<0.005							
10/3/2016	<0.005								
10/4/2016		<0.005				<0.005			
10/6/2016								<0.005	
10/7/2016							<0.005		
11/29/2016	<0.005								
12/1/2016		<0.005				<0.005			
12/5/2016								0.0006 (J)	
12/6/2016							<0.005		
1/10/2017		<0.005							
2/13/2017	<0.005								
2/14/2017		<0.005				<0.005			
2/15/2017								<0.005	
2/16/2017							<0.005		
4/13/2017	<0.005					<0.005			
4/14/2017		<0.005							
4/18/2017							<0.005	<0.005	
5/25/2017	<0.005	<0.005				<0.005			
5/30/2017									
6/2/2017							<0.005	<0.005	
7/7/2017	<0.005					<0.005			
7/10/2017		<0.005							
7/12/2017							<0.005		
7/13/2017								0.0003 (J)	
7/14/2017									
3/26/2018	<0.005	<0.005							
3/27/2018							<0.005		
3/28/2018								<0.005	
6/12/2018	<0.005	<0.005							
6/14/2018							<0.005	<0.005	
10/16/2018	<0.005	<0.005				0.00094 (J)			
10/17/2018								<0.005	
10/18/2018							<0.005		
2/25/2019	<0.005								
2/27/2019		<0.005							
2/28/2019							<0.005	<0.005	
4/1/2019	0.00014 (J)	<0.005						0.00034 (J)	
4/2/2019						0.00016 (J)	0.00027 (J)		
4/3/2019			0.00011 (J)						
5/2/2019	<0.005								
9/23/2019	0.00047 (J)	<0.005				0.00042 (J)			
9/25/2019							0.00056 (J)	0.0004 (J)	
9/26/2019									
9/27/2019			<0.005						
2/18/2020	<0.005					0.00032 (J)			

Time Series

Constituent: Cobalt (mg/L) Analysis Run 11/18/2022 2:57 AM View: Constituents View

Plant Bowen Client: Southern Company Data: Bowen AP-1

	BGWA-2 (bg)	BGWA-29 (bg)	BGWA-33 (bg)	BGWA-47D (bg)	BGWA-48D (bg)	BGWA-6	BGWC-10	BGWC-12	BGWC-14A
2/19/2020		<0.005							
2/20/2020							<0.005		
2/21/2020			<0.005						
2/24/2020								0.00034 (J)	
3/18/2020	<0.005	<0.005							
3/19/2020						<0.005		0.00035 (J)	
3/20/2020			<0.005						
3/23/2020							0.00031 (J)		
5/22/2020				<0.005					0.00041 (J)
5/25/2020					<0.005				
6/23/2020				0.00031 (J)	<0.005				<0.005
7/28/2020				<0.005	0.00064 (J)				<0.005
9/2/2020				<0.005					0.001 (J)
9/3/2020					<0.005				
9/23/2020	<0.005	<0.005				<0.005			
9/24/2020							<0.005		
9/25/2020			<0.005					0.00049 (J)	
10/1/2020				<0.005	0.00039 (J)				0.0018 (J)
11/10/2020				<0.005	<0.005				0.0016 (J)
12/15/2020				<0.005	<0.005				0.0018
1/20/2021				<0.005	<0.005				0.0019 (J)
2/16/2021	<0.005	<0.005							
2/17/2021				<0.005	<0.005				
2/18/2021						<0.005	<0.005		0.0013 (J)
2/19/2021			<0.005					0.00066 (J)	
3/23/2021		<0.005							
3/24/2021								0.00048 (J)	<0.005
3/25/2021				<0.005	<0.005				
3/26/2021	<0.005								
3/30/2021							0.00052 (J)		
3/31/2021						0.00094 (J)			
4/1/2021			<0.005						
8/16/2021	<0.005	<0.005		<0.005	<0.005	0.00052 (J)			
8/18/2021							0.00042 (J)	0.00085 (J)	0.0034 (J)
8/25/2021			<0.005						
2/9/2022	<0.005			<0.005	<0.005	0.0005 (J)			<0.005
2/10/2022		<0.005							
2/11/2022							0.00047 (J)	0.00057 (J)	
2/16/2022			<0.005						
7/26/2022	<0.005	<0.005		<0.005	<0.005	<0.005			0.003 (J)
7/27/2022								<0.005	
7/28/2022							0.00058 (J)		
8/3/2022			<0.005						

Time Series

Constituent: Cobalt (mg/L) Analysis Run 11/18/2022 2:57 AM View: Constituents View

Plant Bowen Client: Southern Company Data: Bowen AP-1

	BGWC-16
6/6/2016	
6/7/2016	0.0037
8/9/2016	
8/10/2016	
8/11/2016	0.0039 (J)
8/12/2016	
8/16/2016	
8/22/2016	
10/3/2016	
10/4/2016	
10/6/2016	
10/7/2016	0.0043 (J)
11/29/2016	
12/1/2016	
12/5/2016	
12/6/2016	0.005 (J)
1/10/2017	
2/13/2017	
2/14/2017	
2/15/2017	
2/16/2017	0.0054 (J)
4/13/2017	
4/14/2017	
4/18/2017	0.0054 (J)
5/25/2017	
5/30/2017	0.0045 (J)
6/2/2017	
7/7/2017	
7/10/2017	
7/12/2017	
7/13/2017	
7/14/2017	0.0049 (J)
3/26/2018	
3/27/2018	<0.005
3/28/2018	
6/12/2018	0.0048 (J)
6/14/2018	
10/16/2018	
10/17/2018	
10/18/2018	0.0047 (J)
2/25/2019	0.0071 (J)
2/27/2019	
2/28/2019	
4/1/2019	
4/2/2019	0.0056 (J)
4/3/2019	
5/2/2019	
9/23/2019	
9/25/2019	
9/26/2019	0.0093
9/27/2019	
2/18/2020	

Time Series

Constituent: Cobalt (mg/L) Analysis Run 11/18/2022 2:57 AM View: Constituents View

Plant Bowen Client: Southern Company Data: Bowen AP-1

	BGWC-16
2/19/2020	
2/20/2020	0.0092
2/21/2020	
2/24/2020	
3/18/2020	
3/19/2020	0.0089
3/20/2020	
3/23/2020	
5/22/2020	
5/25/2020	
6/23/2020	
7/28/2020	
9/2/2020	
9/3/2020	
9/23/2020	
9/24/2020	0.0095
9/25/2020	
10/1/2020	
11/10/2020	
12/15/2020	
1/20/2021	
2/16/2021	
2/17/2021	
2/18/2021	0.0088
2/19/2021	
3/23/2021	
3/24/2021	0.0078
3/25/2021	
3/26/2021	
3/30/2021	
3/31/2021	
4/1/2021	
8/16/2021	
8/18/2021	0.0098
8/25/2021	
2/9/2022	
2/10/2022	
2/11/2022	0.0097
2/16/2022	
7/26/2022	
7/27/2022	0.012
7/28/2022	
8/3/2022	

Time Series

Constituent: Cobalt (mg/L) Analysis Run 11/18/2022 2:57 AM View: Constituents View

Plant Bowen Client: Southern Company Data: Bowen AP-1

	BGWC-17	BGWC-18	BGWC-19	BGWC-20	BGWC-21	BGWC-22	BGWC-23	BGWC-24	BGWC-25
6/7/2016	<0.005								
6/8/2016		0.00071 (J)	<0.005	<0.005	0.00041 (J)	0.0079			<0.005
6/9/2016							<0.005	0.0026	
8/11/2016	<0.005								
8/12/2016		0.0006 (J)	<0.005	<0.005					
8/15/2016									<0.005
8/18/2016					<0.005	0.0109	<0.005	0.0021 (J)	
10/7/2016	<0.005	0.0005 (J)	<0.005						
10/10/2016				<0.005	<0.005	0.011	<0.005	0.0018 (J)	<0.005
12/6/2016	<0.005	0.0009 (J)							
12/7/2016			<0.005	0.0008 (J)			0.0015 (J)	0.0018 (J)	
12/8/2016					0.0006 (J)	0.013			0.0006 (J)
1/23/2017									
2/7/2017									
2/16/2017	<0.005	<0.005	<0.005						
2/17/2017				<0.005	<0.005	0.0122			
2/20/2017							<0.005	0.0027 (J)	<0.005
3/27/2017									
4/17/2017									
4/19/2017	<0.005	<0.005	<0.005	<0.005	<0.005		<0.005	0.0032 (J)	
4/20/2017						0.0116			<0.005
5/22/2017									
5/30/2017	<0.005								
6/1/2017		<0.005	<0.005	<0.005	<0.005				<0.005
6/5/2017						0.0112	<0.005	0.0034 (J)	
7/11/2017									
7/14/2017	<0.005	<0.005	<0.005						
7/17/2017							<0.005	0.0033 (J)	<0.005
7/18/2017				<0.005	0.0004 (J)				
7/19/2017						0.0131			
8/23/2017									
3/26/2018									
3/27/2018	<0.005	<0.005	<0.005						
3/28/2018				<0.005	<0.005				<0.005
3/29/2018						0.016	<0.005	<0.005	
6/13/2018				<0.005			<0.005	0.0039 (J)	
6/14/2018	<0.005	<0.005			<0.005	0.017			<0.005
6/15/2018			<0.005						
10/17/2018	<0.005								
10/18/2018		<0.005							
10/19/2018			<0.005		<0.005				
10/22/2018				<0.005		0.021	<0.005	0.0043 (J)	<0.005
2/27/2019	<0.005	<0.005		<0.005					
3/1/2019			<0.005			0.017	<0.005	0.0055 (J)	<0.005
4/2/2019	0.00015 (J)	0.00012 (J)							
4/3/2019			7.2E-05 (J)	0.00024 (J)	0.00064 (J)	0.019	0.00058 (J)	0.0048 (J)	
4/4/2019									0.00022 (J)
5/2/2019						0.023 (J)			
9/26/2019	<0.005	<0.005	<0.005	<0.005					
9/27/2019						0.027	0.00034 (J)		
9/30/2019					0.0004 (J)			0.0048 (J)	<0.005
2/24/2020	<0.005	<0.005	<0.005	<0.005					

Time Series

Constituent: Cobalt (mg/L) Analysis Run 11/18/2022 2:57 AM View: Constituents View

Plant Bowen Client: Southern Company Data: Bowen AP-1

	BGWC-17	BGWC-18	BGWC-19	BGWC-20	BGWC-21	BGWC-22	BGWC-23	BGWC-24	BGWC-25
2/25/2020						0.017	0.00046 (J)		
2/26/2020					0.00037 (J)			0.0045 (J)	<0.005
3/19/2020	<0.005								
3/20/2020		<0.005	<0.005		<0.005	0.02			
3/23/2020				0.00036 (J)			0.0004 (J)		
3/24/2020									<0.005
3/25/2020								0.0037 (J)	
9/24/2020	<0.005	<0.005			0.00098 (J)	0.041	<0.005		
9/25/2020								0.0038 (J)	
9/28/2020			<0.005	<0.005					<0.005
2/18/2021	<0.005	<0.005	<0.005	<0.005					
2/19/2021					0.0013 (J)	0.032	0.00044 (J)	0.0042 (J)	
2/23/2021									<0.005
3/8/2021									
3/24/2021	<0.005	<0.005							
3/25/2021									
3/26/2021			<0.005				<0.005	<0.005	<0.005
3/29/2021				<0.005	0.00069 (J)	0.029 (J)			
7/19/2021						0.039	<0.005	0.0034 (J)	
7/20/2021									
8/19/2021	<0.005	<0.005							<0.005
8/20/2021			<0.005	<0.005	0.00058 (J)				
8/23/2021						0.029	0.00047 (J)	0.0062	
11/1/2021						0.04	<0.005	0.0038 (J)	
2/11/2022	<0.005								
2/14/2022							<0.005		
2/15/2022						0.03		0.0037 (J)	
2/16/2022		<0.005	<0.005	<0.005	0.0021 (J)				<0.005
7/27/2022	<0.005	<0.005	<0.005	<0.005					<0.005
7/28/2022					0.0027 (J)				
8/1/2022							<0.005		
8/2/2022						0.034		<0.005	
10/21/2022								0.0026 (J)	

Time Series

Constituent: Cobalt (mg/L) Analysis Run 11/18/2022 2:57 AM View: Constituents View

Plant Bowen Client: Southern Company Data: Bowen AP-1

	BGWC-30
6/7/2016	
6/8/2016	
6/9/2016	
8/11/2016	
8/12/2016	
8/15/2016	
8/18/2016	
10/7/2016	
10/10/2016	
12/6/2016	
12/7/2016	
12/8/2016	
1/23/2017	0.0012 (J)
2/7/2017	0.0008 (J)
2/16/2017	
2/17/2017	
2/20/2017	
3/27/2017	0.001 (J)
4/17/2017	0.0009 (J)
4/19/2017	
4/20/2017	
5/22/2017	0.0008 (J)
5/30/2017	
6/1/2017	
6/5/2017	0.0008 (J)
7/11/2017	0.0008 (J)
7/14/2017	
7/17/2017	
7/18/2017	
7/19/2017	
8/23/2017	0.0006 (J)
3/26/2018	<0.005
3/27/2018	
3/28/2018	
3/29/2018	
6/13/2018	
6/14/2018	
6/15/2018	<0.005
10/17/2018	
10/18/2018	
10/19/2018	
10/22/2018	<0.005
2/27/2019	
3/1/2019	<0.005
4/2/2019	0.00022 (J)
4/3/2019	
4/4/2019	
5/2/2019	
9/26/2019	
9/27/2019	<0.005
9/30/2019	
2/24/2020	

Time Series

Constituent: Cobalt (mg/L) Analysis Run 11/18/2022 2:57 AM View: Constituents View

Plant Bowen Client: Southern Company Data: Bowen AP-1

	BGWC-30
2/25/2020	
2/26/2020	<0.005
3/19/2020	
3/20/2020	
3/23/2020	<0.005
3/24/2020	
3/25/2020	
9/24/2020	
9/25/2020	<0.005
9/28/2020	
2/18/2021	
2/19/2021	
2/23/2021	
3/8/2021	<0.005
3/24/2021	
3/25/2021	<0.005
3/26/2021	
3/29/2021	
7/19/2021	
7/20/2021	<0.005
8/19/2021	0.002 (J)
8/20/2021	
8/23/2021	
11/1/2021	<0.005
2/11/2022	
2/14/2022	<0.005
2/15/2022	
2/16/2022	
7/27/2022	
7/28/2022	
8/1/2022	<0.005
8/2/2022	
10/21/2022	

Time Series

Constituent: Cobalt (mg/L) Analysis Run 11/18/2022 2:57 AM View: Constituents View

Plant Bowen Client: Southern Company Data: Bowen AP-1

	BGWC-31	BGWC-32	BGWC-34D	BGWC-35D	BGWC-36D	BGWC-37D	BGWC-38D	BGWC-39	BGWC-40
10/17/2018					0.00057 (J)				
10/18/2018	0.00079 (J)								
10/19/2018			0.0012 (J)						
10/22/2018		0.0037 (J)		<0.005					
4/2/2019					0.0011 (J)				
4/4/2019	0.00051 (J)		0.00042 (J)	0.0011 (J)					
4/5/2019		0.011							
5/3/2019		0.0078 (J)							
9/24/2019	0.00041 (J)		<0.005						
9/26/2019		0.01		0.0019 (J)					
9/27/2019					0.0009 (J)				
11/15/2019		0.0077							
12/13/2019								0.0033 (J)	
2/25/2020				0.0011 (J)		0.0015 (J)			
2/26/2020	0.00031 (J)				0.00058 (J)				
2/27/2020		0.00095 (J)	<0.005				0.014	0.00047 (J)	
2/28/2020									0.00049 (J)
3/23/2020	0.00036 (J)				0.00049 (J)				
3/24/2020		0.0037 (J)	0.00039 (J)			0.0019 (J)	0.0065	<0.005	
3/25/2020				0.00046 (J)					0.00056 (J)
9/2/2020							0.0043 (J)		
9/25/2020		0.0081		0.00082 (J)		0.0011 (J)			
9/28/2020	0.00046 (J)		0.00048 (J)		0.00038 (J)				
9/29/2020								0.00061 (J)	0.00044 (J)
2/19/2021			0.00057 (J)						
2/22/2021	<0.005			0.0011 (J)		0.0007 (J)		<0.005	0.0006 (J)
2/23/2021		0.0062							
3/8/2021					<0.005				
3/9/2021							0.0014 (J)		
3/25/2021					<0.005				
3/26/2021				0.0015 (J)		0.0011 (J)			
3/29/2021	<0.005						0.0015 (J)		
3/30/2021		0.0014 (J)	0.00065 (J)						0.00052 (J)
3/31/2021								<0.005	
8/19/2021							0.004 (J)		
8/20/2021	<0.005			0.0018 (J)		0.00088 (J)			
8/23/2021					<0.005				
8/24/2021			0.00085 (J)					<0.005	0.00061 (J)
8/25/2021		0.0018 (J)							
11/1/2021							0.0033 (J)		
2/14/2022					<0.005		0.0019 (J)		
2/15/2022									
2/16/2022	<0.005	<0.005	0.001 (J)					<0.005	0.00052 (J)
2/17/2022				0.0024 (J)		0.00056 (J)			
7/28/2022	<0.005		0.0012 (J)	0.0038 (J)		<0.005			0.00042 (J)
7/29/2022		0.0022 (J)			<0.005				
8/2/2022							0.0019 (J)	<0.005	

Time Series

Constituent: Cobalt (mg/L) Analysis Run 11/18/2022 2:57 AM View: Constituents View

Plant Bowen Client: Southern Company Data: Bowen AP-1

	BGWC-41D
10/17/2018	
10/18/2018	
10/19/2018	
10/22/2018	
4/2/2019	
4/4/2019	
4/5/2019	
5/3/2019	
9/24/2019	
9/26/2019	
9/27/2019	
11/15/2019	
12/13/2019	
2/25/2020	
2/26/2020	
2/27/2020	
2/28/2020	
3/23/2020	
3/24/2020	
3/25/2020	
9/2/2020	0.00075 (J)
9/25/2020	
9/28/2020	
9/29/2020	
2/19/2021	
2/22/2021	0.00053 (J)
2/23/2021	
3/8/2021	
3/9/2021	
3/25/2021	
3/26/2021	
3/29/2021	
3/30/2021	
3/31/2021	<0.005
8/19/2021	
8/20/2021	
8/23/2021	
8/24/2021	0.00044 (J)
8/25/2021	
11/1/2021	
2/14/2022	
2/15/2022	<0.005
2/16/2022	
2/17/2022	
7/28/2022	
7/29/2022	0.0004 (J)
8/2/2022	

Time Series

Constituent: Cobalt (mg/L) Analysis Run 11/18/2022 2:57 AM View: Constituents View

Plant Bowen Client: Southern Company Data: Bowen AP-1

	BGWC-42D	BGWC-43D	BGWC-44D	BGWC-49D	BGWC-50D	BGWC-51	BGWC-52	BGWC-7	BGWC-8
6/6/2016									
6/7/2016									0.00013 (J)
6/8/2016								0.00081 (J)	
8/10/2016									0.0003 (J)
8/11/2016								0.0007 (J)	
10/4/2016									<0.005
10/5/2016									
10/6/2016								<0.005	
12/2/2016									<0.005
12/5/2016									
12/6/2016								0.0009 (J)	
2/14/2017									<0.005
2/15/2017								<0.005	
4/14/2017									<0.005
4/17/2017									
4/18/2017								0.0005 (J)	
5/26/2017									<0.005
6/2/2017								0.0006 (J)	
7/10/2017									<0.005
7/11/2017									
7/14/2017								0.0006 (J)	
3/26/2018									<0.005
3/27/2018								<0.005	
6/12/2018									<0.005
6/13/2018								0.00068 (J)	
10/16/2018									<0.005
10/17/2018									
10/18/2018								<0.005	
2/25/2019									<0.005
2/28/2019								0.00067 (J)	
4/1/2019									5.6E-05 (J)
4/2/2019								0.00094 (J)	
9/24/2019								0.00078 (J)	0.0012 (J)
2/19/2020									<0.005
2/20/2020									
2/21/2020								0.00081 (J)	
3/18/2020									<0.005
3/19/2020								0.00091 (J)	
9/3/2020	<0.005	0.002 (J)	<0.005						
9/23/2020									<0.005
9/24/2020									
9/25/2020								0.00077 (J)	
1/28/2021						<0.005	0.0048 (J)		
2/16/2021									<0.005
2/17/2021									
2/18/2021			<0.005					0.00074 (J)	
2/22/2021	<0.005								
2/23/2021						<0.005	0.0033 (J)		
3/8/2021		0.0043 (J)							
3/24/2021									<0.005
3/29/2021		0.0057							
3/30/2021						<0.005	0.0031 (J)	0.00085 (J)	

Time Series

Constituent: Cobalt (mg/L) Analysis Run 11/18/2022 2:57 AM View: Constituents View

Plant Bowen Client: Southern Company Data: Bowen AP-1

	BGWC-42D	BGWC-43D	BGWC-44D	BGWC-49D	BGWC-50D	BGWC-51	BGWC-52	BGWC-7	BGWC-8
3/31/2021			<0.005						
4/1/2021	<0.005								
4/19/2021				0.00079 (J)	0.0013 (J)				
7/20/2021		0.0057							
8/18/2021			<0.005		0.0016 (J)				<0.005
8/19/2021								0.0008 (J)	
8/20/2021	<0.005								
8/23/2021		0.0051				<0.005	0.0036 (J)		
8/24/2021				0.001 (J)					
2/9/2022			<0.005		0.00079 (J)				
2/10/2022									<0.005
2/11/2022								0.00068 (J)	
2/14/2022						<0.005	0.00044 (J)		
2/15/2022		0.0038 (J)							
2/17/2022	<0.005			0.00088 (J)					
7/26/2022			<0.005		0.00072 (J)				<0.005
7/28/2022	<0.005						0.00082 (J)	0.00074 (J)	
8/1/2022		0.0024 (J)		0.00065 (J)		<0.005			

Time Series

Constituent: Cobalt (mg/L) Analysis Run 11/18/2022 2:57 AM View: Constituents View

Plant Bowen Client: Southern Company Data: Bowen AP-1

	BGWC-9
6/6/2016	<0.005
6/7/2016	
6/8/2016	
8/10/2016	
8/11/2016	0.0003 (J)
10/4/2016	
10/5/2016	<0.005
10/6/2016	
12/2/2016	
12/5/2016	0.0006 (J)
12/6/2016	
2/14/2017	
2/15/2017	<0.005
4/14/2017	
4/17/2017	<0.005
4/18/2017	
5/26/2017	<0.005
6/2/2017	
7/10/2017	
7/11/2017	<0.005
7/14/2017	
3/26/2018	
3/27/2018	<0.005
6/12/2018	<0.005
6/13/2018	
10/16/2018	
10/17/2018	<0.005
10/18/2018	
2/25/2019	
2/28/2019	
4/1/2019	0.00024 (J)
4/2/2019	
9/24/2019	<0.005
2/19/2020	
2/20/2020	<0.005
2/21/2020	
3/18/2020	
3/19/2020	<0.005
9/3/2020	
9/23/2020	
9/24/2020	<0.005
9/25/2020	
1/28/2021	
2/16/2021	
2/17/2021	<0.005
2/18/2021	
2/22/2021	
2/23/2021	
3/8/2021	
3/24/2021	<0.005
3/29/2021	
3/30/2021	

Time Series

Constituent: Cobalt (mg/L) Analysis Run 11/18/2022 2:57 AM View: Constituents View

Plant Bowen Client: Southern Company Data: Bowen AP-1

	BGWC-9
3/31/2021	
4/1/2021	
4/19/2021	
7/20/2021	
8/18/2021	<0.005
8/19/2021	
8/20/2021	
8/23/2021	
8/24/2021	
2/9/2022	
2/10/2022	<0.005
2/11/2022	
2/14/2022	
2/15/2022	
2/17/2022	
7/26/2022	<0.005
7/28/2022	
8/1/2022	

Time Series

Constituent: Combined Radium 226 + 228 (pCi/L) Analysis Run 11/18/2022 2:57 AM View: Constituents View

Plant Bowen Client: Southern Company Data: Bowen AP-1

	BGWA-2 (bg)	BGWA-29 (bg)	BGWA-33 (bg)	BGWA-47D (bg)	BGWA-48D (bg)	BGWA-6	BGWC-10	BGWC-12	BGWC-14A
6/6/2016	0.838					0.239 (U)			
6/7/2016							0.616	0.024 (U)	
8/9/2016	1.18								
8/10/2016						1.19			
8/11/2016									
8/12/2016								0.849	
8/16/2016							1.08		
8/22/2016		0.356 (U)							
10/3/2016	0.815 (U)								
10/4/2016		0.0834 (U)				0.231 (U)			
10/6/2016								1.57	
10/7/2016							2.82		
11/29/2016	0.887 (U)								
12/1/2016		0.208 (U)				0.428 (U)			
12/5/2016								0.956	
12/6/2016							0.719 (U)		
1/10/2017		0.024 (U)							
2/13/2017	0.869 (U)								
2/14/2017		0.105 (U)				0.36 (U)			
2/15/2017								0.229 (U)	
2/16/2017							0.966 (U)		
4/13/2017	1.21 (U)					0.387 (U)			
4/14/2017		0.803 (U)							
4/18/2017							1.01 (U)	0.0114 (U)	
5/25/2017	1.54	0.569 (U)				0.123 (U)			
5/30/2017									
6/2/2017							1.13 (U)	0.375 (U)	
7/7/2017	1.45					0.876 (U)			
7/10/2017		0.589 (U)							
7/12/2017							1.29		
7/13/2017								0.636 (U)	
7/14/2017									
3/26/2018	0.529 (U)	0.513 (U)							
3/27/2018							0.779 (U)		
3/28/2018								0.36 (U)	
6/12/2018	0.945 (U)	0.516 (U)							
6/14/2018							1.22 (U)	0.316 (U)	
10/16/2018	0.57 (U)	0.146 (U)				0.881 (U)			
10/17/2018								0.326 (U)	
10/18/2018							0.841 (U)		
2/25/2019	1.43								
2/27/2019		0.941 (U)							
2/28/2019							1.88	1.04	
4/1/2019	1.44 (U)	0.66 (U)						0.328 (U)	
4/2/2019						0.64 (U)	1.21 (U)		
4/3/2019			0.69 (U)						
9/23/2019	1.82	1.25				1.13			
9/25/2019							0.816 (U)	0.649 (U)	
9/26/2019									
10/4/2019			1.02 (U)						
2/18/2020	1.33					0.373 (U)			
2/19/2020		1.28							

Time Series

Constituent: Combined Radium 226 + 228 (pCi/L) Analysis Run 11/18/2022 2:57 AM View: Constituents View

Plant Bowen Client: Southern Company Data: Bowen AP-1

	BGWA-2 (bg)	BGWA-29 (bg)	BGWA-33 (bg)	BGWA-47D (bg)	BGWA-48D (bg)	BGWA-6	BGWC-10	BGWC-12	BGWC-14A
2/20/2020							1.47 (U)		
2/21/2020			0.504 (U)						
2/24/2020								0.455 (U)	
3/18/2020	1.31 (U)	1.2 (U)							
3/19/2020						0.431 (U)		0.838 (U)	
3/20/2020			0.6 (U)						
3/23/2020							1.69		
5/22/2020				1.21 (U)					1.82
5/25/2020					1.21 (U)				
6/23/2020				0.955 (U)	1.44				1.05 (U)
7/28/2020				1.59	0.592 (U)				1.71
9/2/2020				0.59 (U)					0.0158 (U)
9/3/2020					1.06 (U)				
9/23/2020	1.43	0.53 (U)				0.293 (U)			
9/24/2020							1.19 (U)		
9/25/2020								0.818 (U)	
9/28/2020			0.963 (U)						
10/1/2020				0.754 (U)	0.597 (U)				1.19 (U)
11/10/2020				0.403 (U)	0.188 (U)				0.675 (U)
12/15/2020				0.263 (U)	0.464 (U)				1.26
1/20/2021				0.669 (U)	1.33 (U)				0.701 (U)
2/16/2021	0.938 (U)	0.344 (U)							
2/17/2021				0.537 (U)	1.1 (U)				
2/18/2021						0.232 (U)	1.52		1
2/19/2021			1.11					0.608 (U)	
3/23/2021		0.322 (U)							
3/24/2021								0.369 (U)	1.1 (U)
3/25/2021				1.15 (U)	1.08 (U)				
3/26/2021	1.03 (U)								
3/30/2021							1.51 (U)		
3/31/2021						0.301 (U)			
4/1/2021			0.58 (U)						
8/16/2021	0.684 (U)	0.539 (U)		0.536 (U)	0.0949 (U)	0.813 (U)			
8/18/2021							1.26	0.19 (U)	0.721 (U)
8/25/2021			0.377 (U)						
2/9/2022	0.264 (U)			0.539 (U)	0.504 (U)	0.296 (U)			0.355 (U)
2/10/2022		0.181 (U)							
2/11/2022							1.01 (U)	0.288 (U)	
2/16/2022			0.54 (U)						
7/26/2022	1.53	0.634 (U)		1.51	1.27 (U)	1.15 (U)			0.659 (U)
7/27/2022								0.705 (U)	
7/28/2022							1.18 (U)		

Time Series

Constituent: Combined Radium 226 + 228 (pCi/L) Analysis Run 11/18/2022 2:57 AM View: Constituents View

Plant Bowen Client: Southern Company Data: Bowen AP-1

	BGWC-16
6/6/2016	
6/7/2016	0.284 (U)
8/9/2016	
8/10/2016	
8/11/2016	1.71
8/12/2016	
8/16/2016	
8/22/2016	
10/3/2016	
10/4/2016	
10/6/2016	
10/7/2016	0.485 (U)
11/29/2016	
12/1/2016	
12/5/2016	
12/6/2016	1.22
1/10/2017	
2/13/2017	
2/14/2017	
2/15/2017	
2/16/2017	0.19 (U)
4/13/2017	
4/14/2017	
4/18/2017	0.52 (U)
5/25/2017	
5/30/2017	1.21 (U)
6/2/2017	
7/7/2017	
7/10/2017	
7/12/2017	
7/13/2017	
7/14/2017	0.526 (U)
3/26/2018	
3/27/2018	1.34
3/28/2018	
6/12/2018	0.732 (U)
6/14/2018	
10/16/2018	
10/17/2018	
10/18/2018	0.522 (U)
2/25/2019	1.08
2/27/2019	
2/28/2019	
4/1/2019	
4/2/2019	1.73
4/3/2019	
9/23/2019	
9/25/2019	
9/26/2019	1.45
10/4/2019	
2/18/2020	
2/19/2020	

Time Series

Constituent: Combined Radium 226 + 228 (pCi/L) Analysis Run 11/18/2022 2:57 AM View: Constituents View

Plant Bowen Client: Southern Company Data: Bowen AP-1

	BGWC-16
2/20/2020	1.22 (U)
2/21/2020	
2/24/2020	
3/18/2020	
3/19/2020	1.63
3/20/2020	
3/23/2020	
5/22/2020	
5/25/2020	
6/23/2020	
7/28/2020	
9/2/2020	
9/3/2020	
9/23/2020	
9/24/2020	0.469 (U)
9/25/2020	
9/28/2020	
10/1/2020	
11/10/2020	
12/15/2020	
1/20/2021	
2/16/2021	
2/17/2021	
2/18/2021	0.721 (U)
2/19/2021	
3/23/2021	
3/24/2021	0.92 (U)
3/25/2021	
3/26/2021	
3/30/2021	
3/31/2021	
4/1/2021	
8/16/2021	
8/18/2021	1.05
8/25/2021	
2/9/2022	
2/10/2022	
2/11/2022	1.03
2/16/2022	
7/26/2022	
7/27/2022	0.917 (U)
7/28/2022	

Time Series

Constituent: Combined Radium 226 + 228 (pCi/L) Analysis Run 11/18/2022 2:57 AM View: Constituents View

Plant Bowen Client: Southern Company Data: Bowen AP-1

	BGWC-17	BGWC-18	BGWC-19	BGWC-20	BGWC-21	BGWC-22	BGWC-23	BGWC-24	BGWC-25
6/7/2016	0.135 (U)								
6/8/2016		0.406	0.264 (U)	0.863 (U)	0.573	1.53			0.314 (U)
6/9/2016							0.704	2.13	
8/11/2016	0.808								
8/12/2016		1.39	1.18	1.74					
8/15/2016									1.2
8/18/2016					0.44 (U)	2.47	1.88	2.67	
10/7/2016	0.874 (U)	0.451 (U)	1.97						
10/10/2016				0.944 (U)	0.933 (U)	2.11	1.48	3.46	1.03 (U)
12/6/2016	0.131 (U)	0.516 (U)							
12/7/2016			1.31 (U)	2.29			2.61	1.65	
12/8/2016					1.02 (U)	2.64			1.47 (U)
1/23/2017									
2/7/2017									
2/16/2017	0.471 (U)	0.172 (U)	0.35 (U)						
2/17/2017				1.35 (U)	0.193 (U)	1.34			
2/20/2017							0.884 (U)	2.68	0.547 (U)
4/17/2017									
4/19/2017	0.65 (U)	0.704 (U)	0.974 (U)	1.48	0.488 (U)		0.948 (U)	3.81	
4/20/2017						2.35			0.0595 (U)
5/22/2017									
5/30/2017	0.65 (U)								
6/1/2017		0.493 (U)	0.332 (U)	1.61	0.837 (U)				0.67 (U)
6/5/2017						1.6	1.33	2.86	
7/11/2017									
7/14/2017	0.592 (U)	0.547 (U)	1.27						
7/17/2017							1.04	2.87	1.25 (U)
7/18/2017					0.498 (U)				
7/19/2017				1.626		1.76			
8/23/2017									
3/26/2018									
3/27/2018	0.551 (U)	0.569 (U)	0.169 (U)						
3/28/2018				0.97 (U)	0.864 (U)				0.507 (U)
3/29/2018						2.43	1.65	2.79	
6/13/2018				0.686 (U)			0.983 (U)	2.19	
6/14/2018	0.638 (U)	0.989 (U)			0.583 (U)	2.14			0.721 (U)
6/15/2018			0.625 (U)						
10/17/2018	0.555 (U)								
10/18/2018		0.875 (U)							
10/19/2018			0.784 (U)		0.982 (U)				
10/22/2018				0.559 (U)		1.43	1.21	2.18	0.741 (U)
2/27/2019	1.57	1.12		1.24					
3/1/2019			0.989 (U)			3.32	2.24	3.37	0.634 (U)
4/2/2019	0.71 (U)	0.814 (U)							
4/3/2019			0.98 (U)	0.567 (U)	0.532 (U)	2.48	2.86	3.6	
4/4/2019									0.346 (U)
9/26/2019	1.17 (U)	0.973 (U)	1.16	0.662 (U)					
9/27/2019						2.83	2.28		
9/30/2019					1.16 (U)			2.73	0.953 (U)
2/24/2020	1.17	1.07	1.19	1.38					
2/25/2020						1.7	2.49		
2/26/2020					1.08 (U)			2.4	1.16

Time Series

Constituent: Combined Radium 226 + 228 (pCi/L) Analysis Run 11/18/2022 2:57 AM View: Constituents View

Plant Bowen Client: Southern Company Data: Bowen AP-1

	BGWC-17	BGWC-18	BGWC-19	BGWC-20	BGWC-21	BGWC-22	BGWC-23	BGWC-24	BGWC-25
3/19/2020	0.626 (U)								
3/20/2020		2.59	0.89 (U)		1.08 (U)	3.6			
3/23/2020				1.27 (U)			1.68		
3/24/2020									0.899 (U)
3/25/2020								4.72	
9/24/2020	0.594 (U)	0.789 (U)			0.157 (U)	4.18	0.56 (U)		
9/25/2020								1.49	
9/28/2020			1.11 (U)	1.07 (U)					0.744 (U)
2/18/2021	0.723 (U)	0.62 (U)	1.05 (U)	0.87 (U)					
2/19/2021					1 (U)	2.63	1.17 (U)	1.07 (U)	
2/23/2021									0.456 (U)
3/8/2021									
3/24/2021	0.391 (U)	1.21 (U)							
3/25/2021									
3/26/2021			0.848 (U)				1.04 (U)	2.91	0.134 (U)
3/29/2021				1.49	0.471 (U)	4.1			
8/19/2021	0.742 (U)	0.858 (U)							0.908 (U)
8/20/2021			0.731 (U)	1.42	0.277 (U)				
8/23/2021						3.25	1.2 (U)	1.77 (U)	
2/11/2022	0.208 (U)								
2/14/2022							0.563 (U)		
2/15/2022						1.94		14.2 (U)	
2/16/2022		0.708 (U)	0.349 (U)	0.322 (U)	0.49 (U)				0.189 (U)
7/27/2022	0.138 (U)	0.737 (U)	0.964 (U)	1.53					1.09 (U)
7/28/2022					0.424 (U)				
8/1/2022							2.28		
8/2/2022						2.32		0.84 (U)	

Time Series

Constituent: Combined Radium 226 + 228 (pCi/L) Analysis Run 11/18/2022 2:57 AM View: Constituents View

Plant Bowen Client: Southern Company Data: Bowen AP-1

	BGWC-30
6/7/2016	
6/8/2016	
6/9/2016	
8/11/2016	
8/12/2016	
8/15/2016	
8/18/2016	
10/7/2016	
10/10/2016	
12/6/2016	
12/7/2016	
12/8/2016	
1/23/2017	2.17
2/7/2017	3
2/16/2017	
2/17/2017	
2/20/2017	
4/17/2017	2.73
4/19/2017	
4/20/2017	
5/22/2017	3.15
5/30/2017	
6/1/2017	
6/5/2017	0.86 (U)
7/11/2017	1.87
7/14/2017	
7/17/2017	
7/18/2017	
7/19/2017	
8/23/2017	3.39
3/26/2018	1.61
3/27/2018	
3/28/2018	
3/29/2018	
6/13/2018	
6/14/2018	
6/15/2018	0.815 (U)
10/17/2018	
10/18/2018	
10/19/2018	
10/22/2018	1.02 (U)
2/27/2019	
3/1/2019	2.47
4/2/2019	2.29
4/3/2019	
4/4/2019	
9/26/2019	
9/27/2019	1.23 (U)
9/30/2019	
2/24/2020	
2/25/2020	
2/26/2020	1.09 (U)

Time Series

Constituent: Combined Radium 226 + 228 (pCi/L) Analysis Run 11/18/2022 2:57 AM View: Constituents View

Plant Bowen Client: Southern Company Data: Bowen AP-1

	BGWC-30
3/19/2020	
3/20/2020	
3/23/2020	1.42
3/24/2020	
3/25/2020	
9/24/2020	
9/25/2020	0.783 (U)
9/28/2020	
2/18/2021	
2/19/2021	
2/23/2021	
3/8/2021	0.429 (U)
3/24/2021	
3/25/2021	1.48
3/26/2021	
3/29/2021	
8/19/2021	1.63
8/20/2021	
8/23/2021	
2/11/2022	
2/14/2022	0.744 (U)
2/15/2022	
2/16/2022	
7/27/2022	
7/28/2022	
8/1/2022	1.01 (U)
8/2/2022	

Time Series

Constituent: Combined Radium 226 + 228 (pCi/L) Analysis Run 11/18/2022 2:57 AM View: Constituents View

Plant Bowen Client: Southern Company Data: Bowen AP-1

	BGWC-31	BGWC-32	BGWC-34D	BGWC-35D	BGWC-36D	BGWC-37D	BGWC-38D	BGWC-39	BGWC-40
10/17/2018					1.24				
10/18/2018	0.96								
10/19/2018			2.28						
10/22/2018		1.22 (U)		1.54					
4/2/2019					2.81				
4/4/2019	1.49		1.89	2.37					
4/5/2019		2.2							
9/24/2019	1.68		3.98						
9/26/2019		2.36		3.09					
9/27/2019					1.66				
2/25/2020				4.16		2.87			
2/26/2020	1.31				1.76				
2/27/2020		1.44	1.31				5.89	1.03 (U)	
2/28/2020									0.649 (U)
3/23/2020	2.39				2.75				
3/24/2020		1.25 (U)	2.56			2.8	5.9	1.35	
3/25/2020				2.81					0.848 (U)
9/2/2020							5.91		
9/25/2020		2.62		2.15		3.29			
9/28/2020	1.48		2.12		1.59				
9/29/2020								1.71	0.441 (U)
2/19/2021			2.23						
2/22/2021	1.07 (U)			2.03		1.73		1.65	1.31 (U)
2/23/2021		1.55							
3/8/2021					2.09				
3/9/2021							3.34		
3/25/2021					2.43				
3/26/2021				2.4		3.15			
3/29/2021	1.63						3.54		
3/30/2021		2.04	1.35 (U)						0.826 (U)
3/31/2021								0.251 (U)	
8/19/2021							4.63		
8/20/2021	1.82			2.53		3.01			
8/23/2021					0.857 (U)				
8/24/2021			2.39					0.432 (U)	0.21 (U)
8/25/2021		0.784 (U)							
2/14/2022					1.43		4.6		
2/15/2022									
2/16/2022	1.02	1.16 (U)	2.24					0.799	0.473 (U)
2/17/2022				1.88		2.41			
7/28/2022	0.684 (U)		2.74	2.71		2.92			0.656 (U)
7/29/2022		1.82			1.47 (U)				
8/2/2022							3.64	0.93 (U)	

Time Series

Constituent: Combined Radium 226 + 228 (pCi/L) Analysis Run 11/18/2022 2:57 AM View: Constituents View

Plant Bowen Client: Southern Company Data: Bowen AP-1

	BGWC-41D
10/17/2018	
10/18/2018	
10/19/2018	
10/22/2018	
4/2/2019	
4/4/2019	
4/5/2019	
9/24/2019	
9/26/2019	
9/27/2019	
2/25/2020	
2/26/2020	
2/27/2020	
2/28/2020	
3/23/2020	
3/24/2020	
3/25/2020	
9/2/2020	1.31 (U)
9/25/2020	
9/28/2020	
9/29/2020	
2/19/2021	
2/22/2021	1.91
2/23/2021	
3/8/2021	
3/9/2021	
3/25/2021	
3/26/2021	
3/29/2021	
3/30/2021	
3/31/2021	1
8/19/2021	
8/20/2021	
8/23/2021	
8/24/2021	0.918 (U)
8/25/2021	
2/14/2022	
2/15/2022	0.765 (U)
2/16/2022	
2/17/2022	
7/28/2022	
7/29/2022	1.6
8/2/2022	

Time Series

Constituent: Combined Radium 226 + 228 (pCi/L) Analysis Run 11/18/2022 2:57 AM View: Constituents View

Plant Bowen Client: Southern Company Data: Bowen AP-1

	BGWC-42D	BGWC-43D	BGWC-44D	BGWC-49D	BGWC-50D	BGWC-51	BGWC-52	BGWC-7	BGWC-8
6/6/2016									
6/7/2016									0.0507 (U)
6/8/2016								0.854	
8/10/2016									0.862 (U)
8/11/2016								1.24	
10/4/2016									0.48 (U)
10/5/2016									
10/6/2016								2.43	
12/2/2016									0.219 (U)
12/5/2016									
12/6/2016								0.958 (U)	
2/14/2017									0.636 (U)
2/15/2017								1.18	
4/14/2017									0.13 (U)
4/17/2017									
4/18/2017								1.26	
5/26/2017									0.349 (U)
6/2/2017								1.24 (U)	
7/10/2017									0.565 (U)
7/11/2017									
7/14/2017								1.55	
3/26/2018									0.303 (U)
3/27/2018								2.15	
6/12/2018									0.494 (U)
6/13/2018								1.95	
10/16/2018									0.633 (U)
10/17/2018									
10/18/2018								1.1	
2/25/2019									1.03 (U)
2/28/2019								1.38	
4/1/2019									0.474 (U)
4/2/2019								1.57	
9/24/2019								1.85	1.69
2/19/2020									1.02 (U)
2/20/2020									
2/21/2020								2.02	
3/18/2020									0.987 (U)
3/19/2020								1.18 (U)	
9/3/2020	1.05 (U)	1.9	0.982 (U)						
9/23/2020									0.25 (U)
9/24/2020									
9/25/2020								1.64	
1/28/2021						0.444 (U)	1.59		
2/16/2021									0.709 (U)
2/17/2021									
2/18/2021			1.34					1.09	
2/22/2021	0.578 (U)								
2/23/2021						0.589 (U)	0.567 (U)		
3/8/2021		1.34							
3/24/2021									0.808 (U)
3/29/2021		1.62 (U)							
3/30/2021						0.852 (U)	1.66 (U)	1.41 (U)	

Time Series

Constituent: Combined Radium 226 + 228 (pCi/L) Analysis Run 11/18/2022 2:57 AM View: Constituents View

Plant Bowen Client: Southern Company Data: Bowen AP-1

	BGWC-42D	BGWC-43D	BGWC-44D	BGWC-49D	BGWC-50D	BGWC-51	BGWC-52	BGWC-7	BGWC-8
3/31/2021			0.517 (U)						
4/1/2021	0.461 (U)								
4/19/2021				2.45	1.01 (U)				
8/18/2021			0.886 (U)		0.99 (U)				0.192 (U)
8/19/2021								0.952 (U)	
8/20/2021	1.38								
8/23/2021		1.93				0.558 (U)	0.785 (U)		
8/24/2021				3.66					
2/9/2022			1.52		1.4				
2/10/2022									0.813
2/11/2022								1.26	
2/14/2022						0.487 (U)	0.224 (U)		
2/15/2022		0.96 (U)							
2/17/2022	0.51 (U)			2.41					
7/26/2022			0.818 (U)		1 (U)				0.523 (U)
7/28/2022	0.503 (U)						1.02 (U)	1.22 (U)	
8/1/2022		1.38		2.36		0.642 (U)			

Time Series

Constituent: Combined Radium 226 + 228 (pCi/L) Analysis Run 11/18/2022 2:57 AM View: Constituents View

Plant Bowen Client: Southern Company Data: Bowen AP-1

	BGWC-9
6/6/2016	0.488
6/7/2016	
6/8/2016	
8/10/2016	
8/11/2016	0.639 (U)
10/4/2016	
10/5/2016	0.945 (U)
10/6/2016	
12/2/2016	
12/5/2016	2.2
12/6/2016	
2/14/2017	
2/15/2017	0.74 (U)
4/14/2017	
4/17/2017	0.764 (U)
4/18/2017	
5/26/2017	0.245 (U)
6/2/2017	
7/10/2017	
7/11/2017	0.502 (U)
7/14/2017	
3/26/2018	
3/27/2018	0.745 (U)
6/12/2018	0.319 (U)
6/13/2018	
10/16/2018	
10/17/2018	0.319 (U)
10/18/2018	
2/25/2019	
2/28/2019	
4/1/2019	0.225 (U)
4/2/2019	
9/24/2019	1.65
2/19/2020	
2/20/2020	0.921 (U)
2/21/2020	
3/18/2020	
3/19/2020	1.94
9/3/2020	
9/23/2020	
9/24/2020	0.9 (U)
9/25/2020	
1/28/2021	
2/16/2021	
2/17/2021	0.692 (U)
2/18/2021	
2/22/2021	
2/23/2021	
3/8/2021	
3/24/2021	0.554 (U)
3/29/2021	
3/30/2021	

Time Series

Constituent: Combined Radium 226 + 228 (pCi/L) Analysis Run 11/18/2022 2:57 AM View: Constituents View

Plant Bowen Client: Southern Company Data: Bowen AP-1

	BGWC-9
3/31/2021	
4/1/2021	
4/19/2021	
8/18/2021	0.458 (U)
8/19/2021	
8/20/2021	
8/23/2021	
8/24/2021	
2/9/2022	
2/10/2022	0.86
2/11/2022	
2/14/2022	
2/15/2022	
2/17/2022	
7/26/2022	0.866 (U)
7/28/2022	
8/1/2022	

Time Series

Constituent: Fluoride (mg/L) Analysis Run 11/18/2022 2:57 AM View: Constituents View

Plant Bowen Client: Southern Company Data: Bowen AP-1

	BGWA-2 (bg)	BGWA-29 (bg)	BGWA-33 (bg)	BGWA-47D (bg)	BGWA-48D (bg)	BGWA-6	BGWC-10	BGWC-12	BGWC-14A
6/6/2016	0.11 (J)					<0.1			
6/7/2016							0.09 (J)	<0.1	
8/9/2016	0.09 (J)								
8/10/2016						0.04 (J)			
8/11/2016									
8/12/2016								0.08 (J)	
8/16/2016							0.09 (J)		
8/22/2016		0.04 (J)							
10/3/2016	0.11 (J)								
10/4/2016		0.06 (J)				0.06 (J)			
10/6/2016								0.06 (J)	
10/7/2016							0.17 (J)		
11/29/2016	0.11 (J)								
12/1/2016		0.08 (J)				0.09 (J)			
12/5/2016								0.12 (J)	
12/6/2016							0.16 (J)		
1/10/2017		0.03 (J)							
2/13/2017	0.12 (J)								
2/14/2017		<0.1				<0.1			
2/15/2017								0.33	
2/16/2017							0.38		
4/13/2017	0.1 (J)					0.04 (J)			
4/14/2017		0.01 (J)							
4/18/2017							0.12 (J)	0.006 (J)	
5/25/2017	0.08 (J)	0.005 (J)				0.02 (J)			
5/30/2017									
6/2/2017							0.03 (J)	0.04 (J)	
7/7/2017	0.13 (J)					0.12 (J)			
7/10/2017		0.06 (J)							
7/12/2017							0.15 (J)		
7/13/2017								0.17 (J)	
7/14/2017									
10/9/2017	0.11 (J)					<0.1			
10/10/2017		<0.1						0.08 (J)	
10/11/2017							0.07 (J)		
3/26/2018	<0.1	<0.1							
3/27/2018							<0.1		
3/28/2018								<0.1	
6/12/2018	0.086 (J)	0.053 (J)							
6/14/2018							0.046 (J)	<0.1	
10/16/2018	0.06 (J)	<0.1				<0.1			
10/17/2018								<0.1	
10/18/2018							<0.1		
2/25/2019	<0.1								
2/27/2019		<0.1							
2/28/2019							0.14 (J)	0.18 (J)	
4/1/2019	0.047 (J)	<0.1						0.065 (J)	
4/2/2019						<0.1	0.044 (J)		
4/3/2019			0.085 (J)						
5/2/2019	<0.1								
9/23/2019	0.076 (J)	<0.1				<0.1			
9/25/2019							0.075 (J)	0.13 (J)	

Time Series

Constituent: Fluoride (mg/L) Analysis Run 11/18/2022 2:57 AM View: Constituents View

Plant Bowen Client: Southern Company Data: Bowen AP-1

	BGWA-2 (bg)	BGWA-29 (bg)	BGWA-33 (bg)	BGWA-47D (bg)	BGWA-48D (bg)	BGWA-6	BGWC-10	BGWC-12	BGWC-14A
9/26/2019									
9/27/2019			0.33						
2/18/2020	<0.1					<0.1			
2/19/2020		<0.1							
2/20/2020							<0.1		
2/21/2020			0.059 (J)						
2/24/2020								0.051 (J)	
3/18/2020	<0.1	<0.1							
3/19/2020						<0.1		<0.1	
3/20/2020			0.061 (J)						
3/23/2020							<0.1		
5/22/2020				0.054 (J)					0.065 (J)
5/25/2020					0.19 (J)				
6/23/2020				<0.1	0.19				<0.1
7/28/2020				<0.1	0.57				<0.1
9/2/2020				<0.1					0.061 (J)
9/3/2020					0.11				
9/23/2020	<0.1	<0.1				<0.1			
9/24/2020							<0.1		
9/25/2020			0.068 (J)					<0.1	
10/1/2020				<0.1	0.063 (J)				<0.1
11/10/2020				<0.1	<0.1				<0.1
12/15/2020				<0.1	<0.1				0.052
1/20/2021				<0.1	<0.1				<0.1
2/16/2021	<0.1	<0.1							
2/17/2021				<0.1	<0.1				
2/18/2021						<0.1	<0.1		0.055 (J)
2/19/2021			0.062 (J)					<0.1	
3/23/2021		<0.1							
3/24/2021								<0.1	<0.1
3/25/2021				<0.1	<0.1				
3/26/2021	<0.1								
3/30/2021							<0.1		
3/31/2021						<0.1			
4/1/2021			0.06 (J)						
8/16/2021	<0.1	<0.1		<0.1	<0.1	<0.1			
8/18/2021							<0.1	<0.1	<0.1
8/25/2021			0.088 (J)						
2/9/2022	<0.1			<0.1	0.065 (J)	<0.1			<0.1
2/10/2022		<0.1							
2/11/2022							<0.1	<0.1	
2/16/2022			0.061 (J)						
7/26/2022	0.066 (J)	0.058 (J)		0.064 (J)	0.086 (J)	0.052 (J)			0.082 (J)
7/27/2022								0.081 (J)	
7/28/2022							0.064 (J)		
8/3/2022			0.079 (J)						

Time Series

Constituent: Fluoride (mg/L) Analysis Run 11/18/2022 2:57 AM View: Constituents View

Plant Bowen Client: Southern Company Data: Bowen AP-1

	BGWC-16
6/6/2016	
6/7/2016	<0.1
8/9/2016	
8/10/2016	
8/11/2016	0.12 (J)
8/12/2016	
8/16/2016	
8/22/2016	
10/3/2016	
10/4/2016	
10/6/2016	
10/7/2016	0.08 (J)
11/29/2016	
12/1/2016	
12/5/2016	
12/6/2016	0.24 (J)
1/10/2017	
2/13/2017	
2/14/2017	
2/15/2017	
2/16/2017	0.31
4/13/2017	
4/14/2017	
4/18/2017	0.02 (J)
5/25/2017	
5/30/2017	0.51
6/2/2017	
7/7/2017	
7/10/2017	
7/12/2017	
7/13/2017	
7/14/2017	0.14 (J)
10/9/2017	
10/10/2017	
10/11/2017	0.29 (J)
3/26/2018	
3/27/2018	<0.1
3/28/2018	
6/12/2018	0.061 (J)
6/14/2018	
10/16/2018	
10/17/2018	
10/18/2018	<0.1
2/25/2019	0.13 (J)
2/27/2019	
2/28/2019	
4/1/2019	
4/2/2019	0.23 (J)
4/3/2019	
5/2/2019	
9/23/2019	
9/25/2019	

Time Series

Constituent: Fluoride (mg/L) Analysis Run 11/18/2022 2:57 AM View: Constituents View

Plant Bowen Client: Southern Company Data: Bowen AP-1

	BGWC-16
9/26/2019	<0.1
9/27/2019	
2/18/2020	
2/19/2020	
2/20/2020	<0.1
2/21/2020	
2/24/2020	
3/18/2020	
3/19/2020	0.052 (J)
3/20/2020	
3/23/2020	
5/22/2020	
5/25/2020	
6/23/2020	
7/28/2020	
9/2/2020	
9/3/2020	
9/23/2020	
9/24/2020	0.059 (J)
9/25/2020	
10/1/2020	
11/10/2020	
12/15/2020	
1/20/2021	
2/16/2021	
2/17/2021	
2/18/2021	0.064 (J)
2/19/2021	
3/23/2021	
3/24/2021	0.053 (J)
3/25/2021	
3/26/2021	
3/30/2021	
3/31/2021	
4/1/2021	
8/16/2021	
8/18/2021	<0.1
8/25/2021	
2/9/2022	
2/10/2022	
2/11/2022	0.056 (J)
2/16/2022	
7/26/2022	
7/27/2022	0.091 (J)
7/28/2022	
8/3/2022	

Time Series

Constituent: Fluoride (mg/L) Analysis Run 11/18/2022 2:57 AM View: Constituents View

Plant Bowen Client: Southern Company Data: Bowen AP-1

	BGWC-17	BGWC-18	BGWC-19	BGWC-20	BGWC-21	BGWC-22	BGWC-23	BGWC-24	BGWC-25
6/7/2016	0.15 (J)								
6/8/2016		0.1 (J)	<0.1	0.09 (J)	<0.1	0.43			0.14 (J)
6/9/2016							0.12 (J)	<0.1	
8/11/2016	0.3 (J)								
8/12/2016		0.39	0.2 (J)	0.04 (J)					
8/15/2016									0.08 (J)
8/18/2016					0.09 (J)	0.3 (J)	0.08 (J)	0.24 (J)	
10/7/2016	0.14 (J)	0.16 (J)	0.07 (J)						
10/10/2016				0.06 (J)	0.04 (J)	0.32	0.09 (J)	0.3	0.1 (J)
12/6/2016	0.19 (J)	0.32							
12/7/2016			0.09 (J)	0.07 (J)			0.08 (J)	0.05 (J)	
12/8/2016					0.08 (J)	0.26 (J)			0.06 (J)
1/23/2017									
2/7/2017									
2/16/2017	0.51	0.38	0.6						
2/17/2017				0.06 (J)	0.08 (J)	0.39			
2/20/2017							0.09 (J)	0.65	0.16 (J)
3/27/2017									
4/17/2017									
4/19/2017	0.18 (J)	0.08 (J)	0.09 (J)	0.005 (J)	0.04 (J)		0.03 (J)	0.21 (J)	
4/20/2017						0.34			0.02 (J)
5/22/2017									
5/30/2017	0.15 (J)								
6/1/2017		0.09 (J)	0.05 (J)	0.65	0.03 (J)				0.04 (J)
6/5/2017						0.29 (J)	<0.1	0.05 (J)	
7/11/2017									
7/14/2017	0.16 (J)	0.06 (J)	0.08 (J)						
7/17/2017							0.09 (J)	2.5	0.07 (J)
7/18/2017				0.36	0.08 (J)				
7/19/2017						0.33			
8/23/2017									
10/10/2017									
10/11/2017	0.64	0.14 (J)	0.11 (J)	<0.1			0.09 (J)	1.8	0.11 (J)
10/12/2017					0.12 (J)	0.31			
3/26/2018									
3/27/2018	0.33	<0.1	<0.1						
3/28/2018				<0.1	<0.1				<0.1
3/29/2018						0.58	<0.1	2	
6/13/2018				0.038 (J)			0.71	3.1	
6/14/2018	0.11 (J)	0.095 (J)			<0.1	0.15 (J)			<0.1
6/15/2018			0.07 (J)						
10/17/2018	<0.1								
10/18/2018		0.054 (J)							
10/19/2018			0.17 (J)		<0.1				
10/22/2018				<0.1		0.78	0.81	3.1	<0.1
2/27/2019	0.26 (J)	<0.1		0.13 (J)					
3/1/2019			0.14 (J)			0.34	0.38	1	0.12 (J)
4/2/2019	0.14 (J)	0.044 (J)							
4/3/2019			0.051 (J)	0.072 (J)	0.032 (J)	0.23 (J)	0.1 (J)	3	
4/4/2019									<0.1
5/2/2019						1.4			
9/26/2019	0.071 (J)	0.052 (J)	<0.1	<0.1					

Time Series

Constituent: Fluoride (mg/L) Analysis Run 11/18/2022 2:57 AM View: Constituents View

Plant Bowen Client: Southern Company Data: Bowen AP-1

	BGWC-17	BGWC-18	BGWC-19	BGWC-20	BGWC-21	BGWC-22	BGWC-23	BGWC-24	BGWC-25
9/27/2019						1	0.54		
9/30/2019					0.066 (J)			1.2	0.065 (J)
2/24/2020	0.11 (J)	<0.1	0.05 (J)	<0.1					
2/25/2020						0.24 (J)	0.066 (J)		
2/26/2020					<0.1			0.064 (J)	<0.1
3/19/2020	0.12 (J)								
3/20/2020		<0.1	<0.1		<0.1	0.23 (J)			
3/23/2020				<0.1			0.056 (J)		
3/24/2020									<0.1
3/25/2020								0.056 (J)	
9/24/2020	0.12	0.058 (J)			<0.1	0.24	0.062 (J)		
9/25/2020								0.054 (J)	
9/28/2020			<0.1	<0.1					<0.1
2/18/2021	0.1	<0.1	<0.1	<0.1					
2/19/2021					<0.1	0.2	<0.1	0.14	
2/23/2021									<0.1
3/8/2021									
3/24/2021	0.11	<0.1							
3/25/2021									
3/26/2021			0.053 (J)				0.054 (J)	0.095 (J)	<0.1
3/29/2021				<0.1	<0.1	0.22			
7/19/2021						0.24	0.065 (J)	0.13	
7/20/2021									
8/19/2021	0.097 (J)	<0.1							<0.1
8/20/2021			<0.1	<0.1	<0.1				
8/23/2021						0.23	<0.1	0.12	
11/1/2021						0.25	0.068 (J)	0.15	
2/11/2022	0.1								
2/14/2022							<0.1		
2/15/2022						0.24		<0.1	
2/16/2022		<0.1	<0.1	<0.1	<0.1				<0.1
7/27/2022	0.13	0.081 (J)	0.071 (J)	0.062 (J)					0.051 (J)
7/28/2022					<0.1				
8/1/2022							0.07 (J)		
8/2/2022						0.19		0.097 (J)	
10/21/2022								0.14 (R)	

Time Series

Constituent: Fluoride (mg/L) Analysis Run 11/18/2022 2:57 AM View: Constituents View

Plant Bowen Client: Southern Company Data: Bowen AP-1

	BGWC-30
6/7/2016	
6/8/2016	
6/9/2016	
8/11/2016	
8/12/2016	
8/15/2016	
8/18/2016	
10/7/2016	
10/10/2016	
12/6/2016	
12/7/2016	
12/8/2016	
1/23/2017	0.06 (J)
2/7/2017	0.09 (J)
2/16/2017	
2/17/2017	
2/20/2017	
3/27/2017	0.09 (J)
4/17/2017	0.36
4/19/2017	
4/20/2017	
5/22/2017	0.05 (J)
5/30/2017	
6/1/2017	
6/5/2017	0.32
7/11/2017	0.13 (J)
7/14/2017	
7/17/2017	
7/18/2017	
7/19/2017	
8/23/2017	0.17 (J)
10/10/2017	0.35
10/11/2017	
10/12/2017	
3/26/2018	0.75
3/27/2018	
3/28/2018	
3/29/2018	
6/13/2018	
6/14/2018	
6/15/2018	0.51
10/17/2018	
10/18/2018	
10/19/2018	
10/22/2018	0.44
2/27/2019	
3/1/2019	0.24 (J)
4/2/2019	0.68
4/3/2019	
4/4/2019	
5/2/2019	
9/26/2019	

Time Series

Constituent: Fluoride (mg/L) Analysis Run 11/18/2022 2:57 AM View: Constituents View

Plant Bowen Client: Southern Company Data: Bowen AP-1

	BGWC-30
9/27/2019	0.13 (J)
9/30/2019	
2/24/2020	
2/25/2020	
2/26/2020	0.057 (J)
3/19/2020	
3/20/2020	
3/23/2020	0.054 (J)
3/24/2020	
3/25/2020	
9/24/2020	
9/25/2020	<0.1
9/28/2020	
2/18/2021	
2/19/2021	
2/23/2021	
3/8/2021	<0.1
3/24/2021	
3/25/2021	<0.1
3/26/2021	
3/29/2021	
7/19/2021	
7/20/2021	<0.1
8/19/2021	<0.1
8/20/2021	
8/23/2021	
11/1/2021	0.055 (J)
2/11/2022	
2/14/2022	0.075 (J)
2/15/2022	
2/16/2022	
7/27/2022	
7/28/2022	
8/1/2022	0.09 (J)
8/2/2022	
10/21/2022	

Time Series

Constituent: Fluoride (mg/L) Analysis Run 11/18/2022 2:57 AM View: Constituents View

Plant Bowen Client: Southern Company Data: Bowen AP-1

	BGWC-31	BGWC-32	BGWC-34D	BGWC-35D	BGWC-36D	BGWC-37D	BGWC-38D	BGWC-39	BGWC-40
10/17/2018					<0.1				
10/18/2018	<0.1								
10/19/2018			<0.1						
10/22/2018		0.65		0.91					
4/2/2019					0.44				
4/4/2019	<0.1		0.035 (J)	0.26 (J)					
4/5/2019		0.66							
5/3/2019		1.3							
9/24/2019	<0.1		<0.1						
9/26/2019		0.15 (J)		0.11 (J)					
9/27/2019					0.26 (J)				
11/15/2019		0.51							
12/13/2019								0.16 (J)	
12/16/2019									0.13 (J)
2/25/2020				0.14 (J)		0.57			
2/26/2020	<0.1				0.13 (J)				
2/27/2020		0.13 (J)	<0.1				0.55	0.071 (J)	
2/28/2020									0.062 (J)
3/23/2020	<0.1				0.13 (J)				
3/24/2020		0.13 (J)	<0.1			0.43	0.61	0.06 (J)	
3/25/2020				0.17 (J)					<0.1
5/4/2020									
9/2/2020							0.47		
9/25/2020		0.097 (J)		0.17		0.34			
9/28/2020	<0.1		<0.1		0.1				
9/29/2020								<0.1	<0.1
2/19/2021			<0.1						
2/22/2021	<0.1			0.21		0.3		0.095 (J)	<0.1
2/23/2021		0.13							
3/8/2021					0.14				
3/9/2021							0.67		
3/25/2021					0.12				
3/26/2021				0.13		0.27			
3/29/2021	<0.1						0.73		
3/30/2021		0.14	<0.1						0.06 (J)
3/31/2021								0.08 (J)	
8/19/2021							0.4		
8/20/2021	<0.1			0.22		0.18			
8/23/2021					0.11				
8/24/2021			<0.1					0.18	0.076 (J)
8/25/2021		0.15							
11/1/2021							0.32		
2/14/2022					0.12		0.34		
2/15/2022									
2/16/2022	<0.1	0.13	<0.1					0.11	0.068 (J)
2/17/2022				0.21		0.16			
7/28/2022	<0.1		0.053 (J)	0.23		0.19			0.092 (J)
7/29/2022		0.16			0.14				
8/2/2022							0.46	0.12	

Time Series

Constituent: Fluoride (mg/L) Analysis Run 11/18/2022 2:57 AM View: Constituents View

Plant Bowen Client: Southern Company Data: Bowen AP-1

	BGWC-41D
10/17/2018	
10/18/2018	
10/19/2018	
10/22/2018	
4/2/2019	
4/4/2019	
4/5/2019	
5/3/2019	
9/24/2019	
9/26/2019	
9/27/2019	
11/15/2019	
12/13/2019	
12/16/2019	
2/25/2020	
2/26/2020	
2/27/2020	
2/28/2020	
3/23/2020	
3/24/2020	
3/25/2020	
5/4/2020	<0.1
9/2/2020	0.088 (J)
9/25/2020	
9/28/2020	
9/29/2020	
2/19/2021	
2/22/2021	0.099 (J)
2/23/2021	
3/8/2021	
3/9/2021	
3/25/2021	
3/26/2021	
3/29/2021	
3/30/2021	
3/31/2021	0.077 (J)
8/19/2021	
8/20/2021	
8/23/2021	
8/24/2021	0.11
8/25/2021	
11/1/2021	
2/14/2022	
2/15/2022	0.07 (J)
2/16/2022	
2/17/2022	
7/28/2022	
7/29/2022	0.1
8/2/2022	

Time Series

Constituent: Fluoride (mg/L) Analysis Run 11/18/2022 2:57 AM View: Constituents View

Plant Bowen Client: Southern Company Data: Bowen AP-1

	BGWC-42D	BGWC-43D	BGWC-44D	BGWC-49D	BGWC-50D	BGWC-51	BGWC-52	BGWC-7	BGWC-8
6/6/2016									
6/7/2016									<0.1
6/8/2016								0.19 (J)	
8/10/2016									0.07 (J)
8/11/2016								0.15 (J)	
10/4/2016									0.07 (J)
10/5/2016									
10/6/2016								0.17 (J)	
12/2/2016									0.09 (J)
12/5/2016									
12/6/2016								0.22 (J)	
2/14/2017									0.02 (J)
2/15/2017								0.18 (J)	
4/14/2017									0.02 (J)
4/17/2017									
4/18/2017								0.11 (J)	
5/26/2017									0.02 (J)
6/2/2017								0.07 (J)	
7/10/2017									0.03 (J)
7/11/2017									
7/14/2017								0.23 (J)	
10/10/2017									<0.1
10/11/2017								0.1 (J)	
3/26/2018									<0.1
3/27/2018								<0.1	
6/12/2018									0.061 (J)
6/13/2018								0.25 (J)	
10/16/2018									<0.1
10/17/2018									
10/18/2018								0.047 (J)	
2/25/2019									<0.1
2/28/2019								0.23 (J)	
4/1/2019									<0.1
4/2/2019								0.22 (J)	
9/24/2019								0.12 (J)	<0.1
2/19/2020									<0.1
2/20/2020									
2/21/2020								0.12 (J)	
3/18/2020									<0.1
3/19/2020								0.12 (J)	
5/4/2020		0.93	<0.1						
5/11/2020	0.34								
5/20/2020	0.4	0.78							
9/3/2020	0.5	0.87	<0.1						
9/23/2020									<0.1
9/24/2020									
9/25/2020								0.11	
1/28/2021						0.17	0.1		
2/16/2021									<0.1
2/17/2021									
2/18/2021			0.16					0.13	
2/22/2021	0.69								

Time Series

Constituent: Fluoride (mg/L) Analysis Run 11/18/2022 2:57 AM View: Constituents View

Plant Bowen Client: Southern Company Data: Bowen AP-1

	BGWC-42D	BGWC-43D	BGWC-44D	BGWC-49D	BGWC-50D	BGWC-51	BGWC-52	BGWC-7	BGWC-8
2/23/2021						0.087 (J)	0.073 (J)		
3/8/2021		0.9							
3/24/2021									<0.1
3/29/2021		1							
3/30/2021						0.11	0.12	0.18	
3/31/2021			0.088 (J)						
4/1/2021	0.72								
4/19/2021				0.055 (J)	0.078 (J)				
7/20/2021		1.2							
8/18/2021			<0.1		<0.1				<0.1
8/19/2021								0.12	
8/20/2021	0.56								
8/23/2021		1.2				0.084 (J)	0.093 (J)		
8/24/2021				<0.1					
2/9/2022			0.11		0.08 (J)				
2/10/2022									<0.1
2/11/2022								0.12	
2/14/2022						0.13	0.1		
2/15/2022		0.89							
2/17/2022	0.61			<0.1					
7/26/2022			<0.1		0.12				0.067 (J)
7/28/2022	0.55						0.14	0.16	
8/1/2022		0.86		0.087 (J)		0.16			

Time Series

Constituent: Fluoride (mg/L) Analysis Run 11/18/2022 2:57 AM View: Constituents View

Plant Bowen Client: Southern Company Data: Bowen AP-1

	BGWC-9
6/6/2016	0.12 (J)
6/7/2016	
6/8/2016	
8/10/2016	
8/11/2016	0.27 (J)
10/4/2016	
10/5/2016	0.12 (J)
10/6/2016	
12/2/2016	
12/5/2016	0.26 (J)
12/6/2016	
2/14/2017	
2/15/2017	0.46
4/14/2017	
4/17/2017	0.14 (J)
4/18/2017	
5/26/2017	0.13 (J)
6/2/2017	
7/10/2017	
7/11/2017	0.2 (J)
7/14/2017	
10/10/2017	0.61
10/11/2017	
3/26/2018	
3/27/2018	0.36
6/12/2018	0.13 (J)
6/13/2018	
10/16/2018	
10/17/2018	0.13 (J)
10/18/2018	
2/25/2019	
2/28/2019	
4/1/2019	0.33
4/2/2019	
9/24/2019	0.096 (J)
2/19/2020	
2/20/2020	0.063 (J)
2/21/2020	
3/18/2020	
3/19/2020	0.074 (J)
5/4/2020	
5/11/2020	
5/20/2020	
9/3/2020	
9/23/2020	
9/24/2020	0.091 (J)
9/25/2020	
1/28/2021	
2/16/2021	
2/17/2021	0.086 (J)
2/18/2021	
2/22/2021	

Time Series

Constituent: Fluoride (mg/L) Analysis Run 11/18/2022 2:57 AM View: Constituents View

Plant Bowen Client: Southern Company Data: Bowen AP-1

	BGWC-9
2/23/2021	
3/8/2021	
3/24/2021	0.075 (J)
3/29/2021	
3/30/2021	
3/31/2021	
4/1/2021	
4/19/2021	
7/20/2021	
8/18/2021	0.073 (J)
8/19/2021	
8/20/2021	
8/23/2021	
8/24/2021	
2/9/2022	
2/10/2022	0.071 (J)
2/11/2022	
2/14/2022	
2/15/2022	
2/17/2022	
7/26/2022	0.11
7/28/2022	
8/1/2022	

Time Series

Constituent: Lead (mg/L) Analysis Run 11/18/2022 2:57 AM View: Constituents View

Plant Bowen Client: Southern Company Data: Bowen AP-1

	BGWA-2 (bg)	BGWA-29 (bg)	BGWA-33 (bg)	BGWA-47D (bg)	BGWA-48D (bg)	BGWA-6	BGWC-10	BGWC-12	BGWC-14A
6/6/2016	0.0024					<0.001			
6/7/2016							<0.001	<0.001	
8/9/2016	<0.001								
8/10/2016						<0.001			
8/11/2016									
8/12/2016								0.0001 (J)	
8/16/2016							<0.001		
8/22/2016		<0.001							
10/3/2016	<0.001								
10/4/2016		<0.001				<0.001			
10/6/2016								0.0002 (J)	
10/7/2016							<0.001		
11/29/2016	0.0002 (J)								
12/1/2016		<0.001				<0.001			
12/5/2016								0.0003 (J)	
12/6/2016							<0.001		
1/10/2017		<0.001							
2/13/2017	<0.001								
2/14/2017		<0.001				<0.001			
2/15/2017								<0.001	
2/16/2017							<0.001		
4/13/2017	<0.001					<0.001			
4/14/2017		<0.001							
4/18/2017							<0.001	<0.001	
5/25/2017	0.0001 (J)	<0.001				<0.001			
5/30/2017									
6/2/2017							<0.001	0.0001 (J)	
7/7/2017	<0.001					<0.001			
7/10/2017		<0.001							
7/12/2017							<0.001		
7/13/2017								0.0001 (J)	
7/14/2017									
3/26/2018	<0.001	<0.001							
3/27/2018							<0.001		
3/28/2018								<0.001	
2/25/2019	<0.001								
2/27/2019		<0.001							
2/28/2019							<0.001	<0.001	
4/1/2019	<0.001	<0.001						<0.001	
4/2/2019						7E-05 (J)	<0.001		
4/3/2019			<0.001						
9/23/2019	<0.001	<0.001				<0.001			
9/25/2019							0.00019 (J)	0.00063 (J)	
9/26/2019									
9/27/2019			<0.001						
2/18/2020	<0.001					<0.001			
2/19/2020		<0.001							
2/20/2020							0.00014 (J)		
2/21/2020			<0.001						
2/24/2020								<0.001	
3/18/2020	<0.001	<0.001							
3/19/2020						<0.001		<0.001	

Time Series

Constituent: Lead (mg/L) Analysis Run 11/18/2022 2:57 AM View: Constituents View

Plant Bowen Client: Southern Company Data: Bowen AP-1

	BGWA-2 (bg)	BGWA-29 (bg)	BGWA-33 (bg)	BGWA-47D (bg)	BGWA-48D (bg)	BGWA-6	BGWC-10	BGWC-12	BGWC-14A
3/20/2020			<0.001						
3/23/2020							<0.001		
5/22/2020				8.9E-05 (J)					7.3E-05 (J)
5/25/2020					0.00013 (J)				
6/23/2020				5.8E-05 (J)	8.1E-05 (J)				<0.001
7/28/2020				5.7E-05 (J)	5.2E-05 (J)				<0.001
9/2/2020				7.4E-05 (J)					<0.001
9/3/2020					3.8E-05 (J)				
9/23/2020	0.00014 (J)	<0.001				6.4E-05 (J)			
9/24/2020							<0.001		
9/25/2020			4.5E-05 (J)					<0.001	
10/1/2020				0.00021 (J)	0.00014 (J)				6.2E-05 (J)
11/10/2020				6.5E-05 (J)	0.00013 (J)				0.00011 (J)
12/15/2020				8E-05 (J)	0.00011 (J)				5.6E-05 (J)
1/20/2021				7.2E-05 (J)	0.00025 (J)				<0.001
2/16/2021	0.00011 (J)	4.2E-05 (J)							
2/17/2021				0.00015 (J)	0.00026 (J)				
2/18/2021						5.7E-05 (J)	<0.001		<0.001
2/19/2021			<0.001					8.7E-05 (J)	
3/23/2021		<0.001							
3/24/2021								0.00013 (J)	<0.001
3/25/2021				<0.001	0.00011 (J)				
3/26/2021	6.8E-05 (J)								
3/30/2021							<0.001		
3/31/2021						0.00016 (J)			
4/1/2021			<0.001						
8/16/2021	<0.001	<0.001		<0.001	<0.001	<0.001			
8/18/2021							<0.001	<0.001	<0.001
8/25/2021			<0.001						
2/9/2022	<0.001			<0.001	<0.001	<0.001			<0.001
2/10/2022		<0.001							
2/11/2022							<0.001	<0.001	
2/16/2022			<0.001						
7/26/2022	<0.001	<0.001		<0.001	<0.001	<0.001			<0.001
7/27/2022								<0.001	
7/28/2022							<0.001		
8/3/2022			<0.001						

Time Series

Constituent: Lead (mg/L) Analysis Run 11/18/2022 2:57 AM View: Constituents View

Plant Bowen Client: Southern Company Data: Bowen AP-1

	BGWC-16
6/6/2016	
6/7/2016	<0.001
8/9/2016	
8/10/2016	
8/11/2016	<0.001
8/12/2016	
8/16/2016	
8/22/2016	
10/3/2016	
10/4/2016	
10/6/2016	
10/7/2016	<0.001
11/29/2016	
12/1/2016	
12/5/2016	
12/6/2016	<0.001
1/10/2017	
2/13/2017	
2/14/2017	
2/15/2017	
2/16/2017	<0.001
4/13/2017	
4/14/2017	
4/18/2017	<0.001
5/25/2017	
5/30/2017	0.0001 (J)
6/2/2017	
7/7/2017	
7/10/2017	
7/12/2017	
7/13/2017	
7/14/2017	0.0002 (J)
3/26/2018	
3/27/2018	<0.001
3/28/2018	
2/25/2019	<0.001
2/27/2019	
2/28/2019	
4/1/2019	
4/2/2019	<0.001
4/3/2019	
9/23/2019	
9/25/2019	
9/26/2019	0.00034 (J)
9/27/2019	
2/18/2020	
2/19/2020	
2/20/2020	0.00014 (J)
2/21/2020	
2/24/2020	
3/18/2020	
3/19/2020	0.00013 (J)

Time Series

Constituent: Lead (mg/L) Analysis Run 11/18/2022 2:57 AM View: Constituents View

Plant Bowen Client: Southern Company Data: Bowen AP-1

	BGWC-16
3/20/2020	
3/23/2020	
5/22/2020	
5/25/2020	
6/23/2020	
7/28/2020	
9/2/2020	
9/3/2020	
9/23/2020	
9/24/2020	0.00021 (J)
9/25/2020	
10/1/2020	
11/10/2020	
12/15/2020	
1/20/2021	
2/16/2021	
2/17/2021	
2/18/2021	0.00013 (J)
2/19/2021	
3/23/2021	
3/24/2021	8E-05 (J)
3/25/2021	
3/26/2021	
3/30/2021	
3/31/2021	
4/1/2021	
8/16/2021	
8/18/2021	<0.001
8/25/2021	
2/9/2022	
2/10/2022	
2/11/2022	<0.001
2/16/2022	
7/26/2022	
7/27/2022	<0.001
7/28/2022	
8/3/2022	

Time Series

Constituent: Lead (mg/L) Analysis Run 11/18/2022 2:57 AM View: Constituents View

Plant Bowen Client: Southern Company Data: Bowen AP-1

	BGWC-17	BGWC-18	BGWC-19	BGWC-20	BGWC-21	BGWC-22	BGWC-23	BGWC-24	BGWC-25
6/7/2016	<0.001								
6/8/2016		<0.001	<0.001	<0.001	<0.001	<0.001			<0.001
6/9/2016							<0.001	0.00059 (J)	
8/11/2016	<0.001								
8/12/2016		0.0001 (J)	<0.001	<0.001					
8/15/2016									0.0005 (J)
8/18/2016					<0.001	<0.001	<0.001	<0.001	
10/7/2016	<0.001	<0.001	<0.001						
10/10/2016				<0.001	<0.001	<0.001	<0.001	<0.001	<0.001
12/6/2016	<0.001	0.0001 (J)							
12/7/2016			<0.001	<0.001			<0.001	<0.001	
12/8/2016					<0.001	<0.001			0.0006 (J)
1/23/2017									
2/7/2017									
2/16/2017	<0.001	0.0002 (J)	<0.001						
2/17/2017				<0.001	<0.001	<0.001			
2/20/2017							<0.001	<0.001	0.0004 (J)
3/27/2017									
4/17/2017									
4/19/2017	<0.001	0.0001 (J)	0.0006 (J)	<0.001	<0.001		<0.001	<0.001	
4/20/2017						<0.001			0.0002 (J)
5/22/2017									
5/30/2017	<0.001								
6/1/2017		9E-05 (J)	<0.001	0.0001 (J)	<0.001				7E-05 (J)
6/5/2017						<0.001	<0.001	7E-05 (J)	
7/11/2017									
7/14/2017	<0.001	0.0001 (J)	<0.001						
7/17/2017							<0.001	<0.001	<0.001
7/18/2017				<0.001	<0.001				
7/19/2017						<0.001			
8/23/2017									
3/26/2018									
3/27/2018	<0.001	<0.001	<0.001						
3/28/2018				<0.001	<0.001				<0.001
3/29/2018						<0.001	<0.001	<0.001	
2/27/2019	<0.001	<0.001		<0.001					
3/1/2019			<0.001			0.00033 (J)	<0.001	<0.001	<0.001
4/2/2019	<0.001	8.1E-05 (J)							
4/3/2019			<0.001	<0.001	6.8E-05 (J)	<0.001	<0.001	<0.001	
4/4/2019									<0.001
9/26/2019	<0.001	<0.001	<0.001	<0.001					
9/27/2019						5.4E-05 (J)	<0.001		
9/30/2019					7.3E-05 (J)			<0.001	<0.001
2/24/2020	7.9E-05 (J)	<0.001	<0.001	<0.001					
2/25/2020						<0.001	<0.001		
2/26/2020					5.3E-05 (J)			<0.001	<0.001
3/19/2020	<0.001								
3/20/2020		<0.001	<0.001		6E-05 (J)	<0.001			
3/23/2020				<0.001			<0.001		
3/24/2020									<0.001
3/25/2020								5.4E-05 (J)	
9/24/2020	<0.001	<0.001			5E-05 (J)	0.00014 (J)	0.00014 (J)		

Time Series

Constituent: Lead (mg/L) Analysis Run 11/18/2022 2:57 AM View: Constituents View

Plant Bowen Client: Southern Company Data: Bowen AP-1

	BGWC-17	BGWC-18	BGWC-19	BGWC-20	BGWC-21	BGWC-22	BGWC-23	BGWC-24	BGWC-25
9/25/2020								0.0001 (J)	
9/28/2020			3.8E-05 (J)	8.3E-05 (J)					5.1E-05 (J)
2/18/2021	<0.001	<0.001	<0.001	<0.001					
2/19/2021					8.7E-05 (J)	0.00011 (J)	<0.001	4.3E-05 (J)	
2/23/2021									7.4E-05 (J)
3/8/2021									
3/24/2021	<0.001	<0.001							
3/25/2021									
3/26/2021			<0.001				0.00031 (J)	7.1E-05 (J)	0.00013 (J)
3/29/2021				<0.001	9.4E-05 (J)	6.1E-05 (J)			
8/19/2021	<0.001	<0.001							<0.001
8/20/2021			<0.001	<0.001	<0.001				
8/23/2021						<0.001	<0.001	<0.001	
2/11/2022	<0.001								
2/14/2022							<0.001		
2/15/2022						<0.001		<0.001	
2/16/2022		<0.001	<0.001	<0.001	<0.001				<0.001
7/27/2022	<0.001	<0.001	<0.001	<0.001					<0.001
7/28/2022					<0.001				
8/1/2022							<0.001		
8/2/2022						<0.001		<0.001	
10/21/2022								<0.001 (R)	

Time Series

Constituent: Lead (mg/L) Analysis Run 11/18/2022 2:57 AM View: Constituents View

Plant Bowen Client: Southern Company Data: Bowen AP-1

	BGWC-30
6/7/2016	
6/8/2016	
6/9/2016	
8/11/2016	
8/12/2016	
8/15/2016	
8/18/2016	
10/7/2016	
10/10/2016	
12/6/2016	
12/7/2016	
12/8/2016	
1/23/2017	0.0003 (J)
2/7/2017	0.0002 (J)
2/16/2017	
2/17/2017	
2/20/2017	
3/27/2017	8E-05 (J)
4/17/2017	<0.001
4/19/2017	
4/20/2017	
5/22/2017	<0.001
5/30/2017	
6/1/2017	
6/5/2017	<0.001
7/11/2017	8E-05 (J)
7/14/2017	
7/17/2017	
7/18/2017	
7/19/2017	
8/23/2017	<0.001
3/26/2018	<0.001
3/27/2018	
3/28/2018	
3/29/2018	
2/27/2019	
3/1/2019	<0.001
4/2/2019	<0.001
4/3/2019	
4/4/2019	
9/26/2019	
9/27/2019	0.00018 (J)
9/30/2019	
2/24/2020	
2/25/2020	
2/26/2020	0.00035 (J)
3/19/2020	
3/20/2020	
3/23/2020	0.00011 (J)
3/24/2020	
3/25/2020	
9/24/2020	

Time Series

Constituent: Lead (mg/L) Analysis Run 11/18/2022 2:57 AM View: Constituents View

Plant Bowen Client: Southern Company Data: Bowen AP-1

	BGWC-30
9/25/2020	0.00016 (J)
9/28/2020	
2/18/2021	
2/19/2021	
2/23/2021	
3/8/2021	0.00018 (J)
3/24/2021	
3/25/2021	0.00015 (J)
3/26/2021	
3/29/2021	
8/19/2021	<0.001
8/20/2021	
8/23/2021	
2/11/2022	
2/14/2022	<0.001
2/15/2022	
2/16/2022	
7/27/2022	
7/28/2022	
8/1/2022	<0.001
8/2/2022	
10/21/2022	

Time Series

Constituent: Lead (mg/L) Analysis Run 11/18/2022 2:57 AM View: Constituents View

Plant Bowen Client: Southern Company Data: Bowen AP-1

	BGWC-31	BGWC-32	BGWC-34D	BGWC-35D	BGWC-36D	BGWC-37D	BGWC-38D	BGWC-39	BGWC-40
4/2/2019					0.00067 (J)				
4/4/2019	0.00065 (J)		5.4E-05 (J)	0.00023 (J)					
4/5/2019		<0.001							
9/24/2019	0.0004 (J)		<0.001						
9/26/2019		<0.001		6.9E-05 (J)					
9/27/2019					0.0005 (J)				
2/25/2020				0.00025 (J)		0.00011 (J)			
2/26/2020	7.6E-05 (J)				0.00033 (J)				
2/27/2020		<0.001	<0.001				0.00025 (J)	<0.001	
2/28/2020									0.00014 (J)
3/23/2020	0.00028 (J)				0.00014 (J)				
3/24/2020		<0.001	<0.001			7.3E-05 (J)	0.00016 (J)	0.0001 (J)	
3/25/2020				0.00018 (J)					0.00017 (J)
9/2/2020							0.00022 (J)		
9/25/2020		0.00011 (J)		0.00037 (J)		0.00029 (J)			
9/28/2020	0.0013 (J)		<0.001		0.00017 (J)				
9/29/2020								<0.001	0.00024 (J)
2/19/2021			<0.001						
2/22/2021	0.00045 (J)			0.00011 (J)		8.2E-05 (J)		<0.001	0.00014 (J)
2/23/2021		7.2E-05 (J)							
3/8/2021					0.00011 (J)				
3/9/2021							<0.001		
3/25/2021					<0.001				
3/26/2021				<0.001		<0.001			
3/29/2021	0.00061 (J)						<0.001		
3/30/2021		<0.001	<0.001						0.00018 (J)
3/31/2021								<0.001	
8/19/2021							<0.001		
8/20/2021	<0.001			<0.001		<0.001			
8/23/2021					<0.001				
8/24/2021			<0.001					<0.001	<0.001
8/25/2021		<0.001							
2/14/2022					<0.001		<0.001		
2/15/2022									
2/16/2022	<0.001	<0.001	<0.001					<0.001	<0.001
2/17/2022				<0.001		<0.001			
7/28/2022	<0.001		<0.001	<0.001		<0.001			<0.001
7/29/2022		<0.001			<0.001				
8/2/2022							<0.001	<0.001	

Time Series

Constituent: Lead (mg/L) Analysis Run 11/18/2022 2:57 AM View: Constituents View

Plant Bowen Client: Southern Company Data: Bowen AP-1

	BGWC-41D
4/2/2019	
4/4/2019	
4/5/2019	
9/24/2019	
9/26/2019	
9/27/2019	
2/25/2020	
2/26/2020	
2/27/2020	
2/28/2020	
3/23/2020	
3/24/2020	
3/25/2020	
9/2/2020	<0.001
9/25/2020	
9/28/2020	
9/29/2020	
2/19/2021	
2/22/2021	<0.001
2/23/2021	
3/8/2021	
3/9/2021	
3/25/2021	
3/26/2021	
3/29/2021	
3/30/2021	
3/31/2021	3.6E-05 (J)
8/19/2021	
8/20/2021	
8/23/2021	
8/24/2021	<0.001
8/25/2021	
2/14/2022	
2/15/2022	<0.001
2/16/2022	
2/17/2022	
7/28/2022	
7/29/2022	<0.001
8/2/2022	

Time Series

Constituent: Lead (mg/L) Analysis Run 11/18/2022 2:57 AM View: Constituents View

Plant Bowen Client: Southern Company Data: Bowen AP-1

	BGWC-42D	BGWC-43D	BGWC-44D	BGWC-49D	BGWC-50D	BGWC-51	BGWC-52	BGWC-7	BGWC-8
6/6/2016									
6/7/2016									<0.001
6/8/2016								<0.001	
8/10/2016									<0.001
8/11/2016								<0.001	
10/4/2016									<0.001
10/5/2016									
10/6/2016								<0.001	
12/2/2016									<0.001
12/5/2016									
12/6/2016								<0.001	
2/14/2017									<0.001
2/15/2017								<0.001	
4/14/2017									<0.001
4/17/2017									
4/18/2017								<0.001	
5/26/2017									0.0003 (J)
6/2/2017								<0.001	
7/10/2017									<0.001
7/11/2017									
7/14/2017								<0.001	
3/26/2018									<0.001
3/27/2018								<0.001	
2/25/2019									<0.001
2/28/2019								<0.001	
4/1/2019									<0.001
4/2/2019								<0.001	
9/24/2019								<0.001	<0.001
2/19/2020									0.00014 (J)
2/20/2020									
2/21/2020								<0.001	
3/18/2020									<0.001
3/19/2020								<0.001	
9/3/2020	<0.001	0.00012 (J)	<0.001						
9/23/2020									<0.001
9/24/2020									
9/25/2020								<0.001	
1/28/2021						0.00016 (J)	5.4E-05 (J)		
2/16/2021									0.0001 (J)
2/17/2021									
2/18/2021			0.00017 (J)					<0.001	
2/22/2021	4.1E-05 (J)								
2/23/2021						0.00015 (J)	0.0001 (J)		
3/8/2021		<0.001							
3/24/2021									0.00015 (J)
3/29/2021		<0.001							
3/30/2021						0.00022 (J)	0.00011 (J)	<0.001	
3/31/2021			<0.001						
4/1/2021	4.4E-05 (J)								
4/19/2021				4.4E-05 (J)	0.00014 (J)				
8/18/2021			<0.001		<0.001				<0.001
8/19/2021								<0.001	

Time Series

Constituent: Lead (mg/L) Analysis Run 11/18/2022 2:57 AM View: Constituents View

Plant Bowen Client: Southern Company Data: Bowen AP-1

	BGWC-42D	BGWC-43D	BGWC-44D	BGWC-49D	BGWC-50D	BGWC-51	BGWC-52	BGWC-7	BGWC-8
8/20/2021	<0.001								
8/23/2021		<0.001				<0.001	<0.001		
8/24/2021				<0.001					
2/9/2022			<0.001		<0.001				
2/10/2022									<0.001
2/11/2022								<0.001	
2/14/2022						<0.001	<0.001		
2/15/2022		<0.001							
2/17/2022	<0.001			<0.001					
7/26/2022			<0.001		<0.001				<0.001
7/28/2022	<0.001						<0.001	<0.001	
8/1/2022		<0.001		<0.001		<0.001			

Time Series

Constituent: Lead (mg/L) Analysis Run 11/18/2022 2:57 AM View: Constituents View

Plant Bowen Client: Southern Company Data: Bowen AP-1

	BGWC-9
6/6/2016	<0.001
6/7/2016	
6/8/2016	
8/10/2016	
8/11/2016	<0.001
10/4/2016	
10/5/2016	0.0005 (J)
10/6/2016	
12/2/2016	
12/5/2016	0.0002 (J)
12/6/2016	
2/14/2017	
2/15/2017	<0.001
4/14/2017	
4/17/2017	0.0001 (J)
4/18/2017	
5/26/2017	0.0001 (J)
6/2/2017	
7/10/2017	
7/11/2017	<0.001
7/14/2017	
3/26/2018	
3/27/2018	<0.001
2/25/2019	
2/28/2019	
4/1/2019	9.2E-05 (J)
4/2/2019	
9/24/2019	5.6E-05 (J)
2/19/2020	
2/20/2020	8.2E-05 (J)
2/21/2020	
3/18/2020	
3/19/2020	6.3E-05 (J)
9/3/2020	
9/23/2020	
9/24/2020	<0.001
9/25/2020	
1/28/2021	
2/16/2021	
2/17/2021	7.5E-05 (J)
2/18/2021	
2/22/2021	
2/23/2021	
3/8/2021	
3/24/2021	<0.001
3/29/2021	
3/30/2021	
3/31/2021	
4/1/2021	
4/19/2021	
8/18/2021	<0.001
8/19/2021	

Time Series

Constituent: Lead (mg/L) Analysis Run 11/18/2022 2:57 AM View: Constituents View

Plant Bowen Client: Southern Company Data: Bowen AP-1

	BGWC-9
8/20/2021	
8/23/2021	
8/24/2021	
2/9/2022	
2/10/2022	<0.001
2/11/2022	
2/14/2022	
2/15/2022	
2/17/2022	
7/26/2022	<0.001
7/28/2022	
8/1/2022	

Time Series

Constituent: Lithium (mg/L) Analysis Run 11/18/2022 2:57 AM View: Constituents View

Plant Bowen Client: Southern Company Data: Bowen AP-1

	BGWA-2 (bg)	BGWA-29 (bg)	BGWA-33 (bg)	BGWA-47D (bg)	BGWA-48D (bg)	BGWA-6	BGWC-10	BGWC-12	BGWC-14A
6/6/2016	<0.03					<0.03			
6/7/2016							0.0065	<0.03	
8/9/2016	<0.03								
8/10/2016						<0.03			
8/11/2016									
8/12/2016								<0.03	
8/16/2016							<0.03		
8/22/2016		<0.03							
10/3/2016	<0.03								
10/4/2016		<0.03				<0.03			
10/6/2016								<0.03	
10/7/2016							<0.03		
11/29/2016	<0.03								
12/1/2016		<0.03				<0.03			
12/5/2016								<0.03	
12/6/2016							<0.03		
1/10/2017		<0.03							
2/13/2017	<0.03								
2/14/2017		<0.03				<0.03			
2/15/2017								<0.03	
2/16/2017							<0.03		
4/13/2017	<0.03					<0.03			
4/14/2017		<0.03							
4/18/2017							0.0011 (J)	<0.03	
5/25/2017	<0.03	<0.03				<0.03			
5/30/2017									
6/2/2017							0.0011 (J)	<0.03	
7/7/2017	<0.03					<0.03			
7/10/2017		<0.03							
7/12/2017							<0.03		
7/13/2017								<0.03	
7/14/2017									
3/26/2018	<0.03	<0.03							
3/27/2018							0.0025 (J)		
3/28/2018								<0.03	
6/12/2018	<0.03	<0.03							
6/14/2018							0.0011 (J)	<0.03	
10/16/2018	<0.03	<0.03				<0.03			
10/17/2018								<0.03	
10/18/2018							0.0016 (J)		
2/25/2019	<0.03								
2/27/2019		<0.03							
2/28/2019							0.0017 (J)	0.0011 (J)	
4/1/2019	<0.03	0.00059 (J)						0.00078 (J)	
4/2/2019						<0.03	0.0012 (J)		
4/3/2019			<0.03						
9/23/2019	<0.03	0.00089 (J)				<0.03			
9/25/2019							<0.03	0.001 (J)	
9/26/2019									
9/27/2019			<0.03						
2/18/2020	<0.03					<0.03			
2/19/2020		<0.03							

Time Series

Constituent: Lithium (mg/L) Analysis Run 11/18/2022 2:57 AM View: Constituents View

Plant Bowen Client: Southern Company Data: Bowen AP-1

	BGWA-2 (bg)	BGWA-29 (bg)	BGWA-33 (bg)	BGWA-47D (bg)	BGWA-48D (bg)	BGWA-6	BGWC-10	BGWC-12	BGWC-14A
2/20/2020							0.00093 (J)		
2/21/2020			<0.03						
2/24/2020								0.00091 (J)	
3/18/2020	<0.03	<0.03							
3/19/2020						<0.03		0.00097 (J)	
3/20/2020			<0.03						
3/23/2020							0.00084 (J)		
5/22/2020				<0.03					<0.03
5/25/2020					0.0011 (J)				
6/23/2020				<0.03	<0.03				<0.03
7/28/2020				<0.03	0.0014 (J)				<0.03
9/2/2020				<0.03					0.00095 (J)
9/3/2020					0.0014 (J)				
9/23/2020	<0.03	0.00085 (J)				<0.03			
9/24/2020							0.0013 (J)		
9/25/2020			<0.03					0.001 (J)	
10/1/2020				<0.03	0.0011 (J)				0.00095 (J)
11/10/2020				<0.03	<0.03				<0.03
12/15/2020				<0.03	0.00089				0.00091
1/20/2021				<0.03	0.00091 (J)				0.00082 (J)
2/16/2021	<0.03	<0.03							
2/17/2021				<0.03	0.00099 (J)				
2/18/2021						<0.03	0.0011 (J)		<0.03
2/19/2021			<0.03					0.0011 (J)	
3/23/2021		0.00087 (J)							
3/24/2021								0.0012 (J)	<0.03
3/25/2021				<0.03	<0.03				
3/26/2021	<0.03								
3/30/2021							0.00092 (J)		
3/31/2021						0.00082 (J)			
4/1/2021			<0.03						
8/16/2021	<0.03	0.00093 (J)		<0.03	<0.03	<0.03			
8/18/2021							<0.03	0.0013 (J)	0.00087 (J)
8/25/2021			<0.03						
2/9/2022	<0.03			0.00083 (J)	<0.03	<0.03			<0.03
2/10/2022		<0.03							
2/11/2022							0.00079 (J)	0.0011 (J)	
2/16/2022			<0.03						
7/26/2022	<0.03	0.00095 (J)		0.00073 (J)	<0.03	<0.03			0.0011 (J)
7/27/2022								0.0014 (J)	
7/28/2022							0.00076 (J)		
8/3/2022			<0.03						

Time Series

Constituent: Lithium (mg/L) Analysis Run 11/18/2022 2:57 AM View: Constituents View

Plant Bowen Client: Southern Company Data: Bowen AP-1

	BGWC-16
6/6/2016	
6/7/2016	<0.03
8/9/2016	
8/10/2016	
8/11/2016	<0.03
8/12/2016	
8/16/2016	
8/22/2016	
10/3/2016	
10/4/2016	
10/6/2016	
10/7/2016	<0.03
11/29/2016	
12/1/2016	
12/5/2016	
12/6/2016	<0.03
1/10/2017	
2/13/2017	
2/14/2017	
2/15/2017	
2/16/2017	<0.03
4/13/2017	
4/14/2017	
4/18/2017	<0.03
5/25/2017	
5/30/2017	<0.03
6/2/2017	
7/7/2017	
7/10/2017	
7/12/2017	
7/13/2017	
7/14/2017	<0.03
3/26/2018	
3/27/2018	<0.03
3/28/2018	
6/12/2018	<0.03
6/14/2018	
10/16/2018	
10/17/2018	
10/18/2018	<0.03
2/25/2019	<0.03
2/27/2019	
2/28/2019	
4/1/2019	
4/2/2019	0.00049 (J)
4/3/2019	
9/23/2019	
9/25/2019	
9/26/2019	<0.03
9/27/2019	
2/18/2020	
2/19/2020	

Time Series

Constituent: Lithium (mg/L) Analysis Run 11/18/2022 2:57 AM View: Constituents View

Plant Bowen Client: Southern Company Data: Bowen AP-1

	BGWC-16
2/20/2020	<0.03
2/21/2020	
2/24/2020	
3/18/2020	
3/19/2020	<0.03
3/20/2020	
3/23/2020	
5/22/2020	
5/25/2020	
6/23/2020	
7/28/2020	
9/2/2020	
9/3/2020	
9/23/2020	
9/24/2020	<0.03
9/25/2020	
10/1/2020	
11/10/2020	
12/15/2020	
1/20/2021	
2/16/2021	
2/17/2021	
2/18/2021	<0.03
2/19/2021	
3/23/2021	
3/24/2021	<0.03
3/25/2021	
3/26/2021	
3/30/2021	
3/31/2021	
4/1/2021	
8/16/2021	
8/18/2021	<0.03
8/25/2021	
2/9/2022	
2/10/2022	
2/11/2022	<0.03
2/16/2022	
7/26/2022	
7/27/2022	<0.03
7/28/2022	
8/3/2022	

Time Series

Constituent: Lithium (mg/L) Analysis Run 11/18/2022 2:57 AM View: Constituents View

Plant Bowen Client: Southern Company Data: Bowen AP-1

	BGWC-17	BGWC-18	BGWC-19	BGWC-20	BGWC-21	BGWC-22	BGWC-23	BGWC-24	BGWC-25
6/7/2016	<0.03								
6/8/2016		<0.03	<0.03	0.016	<0.03	0.012			<0.03
6/9/2016							0.0074	0.0057	
8/11/2016	<0.03								
8/12/2016		<0.03	<0.03	0.0202 (J)					
8/15/2016									<0.03
8/18/2016					<0.03	0.0118 (J)	0.0078 (J)	0.0061 (J)	
10/7/2016	<0.03	<0.03	<0.03						
10/10/2016				0.0194 (J)	<0.03	0.0137 (J)	0.0093 (J)	0.006 (J)	<0.03
12/6/2016	<0.03	<0.03							
12/7/2016			<0.03	0.0265 (J)			0.0117 (J)	0.0066 (J)	
12/8/2016					<0.03	0.0154 (J)			<0.03
1/23/2017									
2/7/2017									
2/16/2017	<0.03	<0.03	<0.03						
2/17/2017				0.0253 (J)	<0.03	0.0125 (J)			
2/20/2017							0.011 (J)	0.0053 (J)	<0.03
3/27/2017									
4/17/2017									
4/19/2017	<0.03	<0.03	<0.03	0.0233 (J)	<0.03		0.0105 (J)	0.0055 (J)	
4/20/2017						0.012 (J)			<0.03
5/22/2017									
5/30/2017	<0.03								
6/1/2017		<0.03	<0.03	0.023 (J)	<0.03				<0.03
6/5/2017						0.0114 (J)	0.0108 (J)	0.0068 (J)	
7/11/2017									
7/14/2017	<0.03	<0.03	<0.03						
7/17/2017							0.0095 (J)	<0.03	<0.03
7/18/2017				0.0207 (J)	<0.03				
7/19/2017						0.0126 (J)			
8/23/2017									
3/26/2018									
3/27/2018	<0.03	<0.03	<0.03						
3/28/2018				0.013 (J)	<0.03				<0.03
3/29/2018						0.021 (J)	0.014 (J)	0.0053 (J)	
6/13/2018				0.02 (J)			0.014 (J)	0.0067 (J)	
6/14/2018	<0.03	<0.03			<0.03	0.024 (J)			<0.03
6/15/2018			<0.03						
10/17/2018	<0.03								
10/18/2018		<0.03							
10/19/2018			<0.03		<0.03				
10/22/2018				0.016 (J)		0.034 (J)	0.016 (J)	0.0075 (J)	<0.03
2/27/2019	<0.03	<0.03		0.015 (J)					
3/1/2019			<0.03			0.022 (J)	0.017 (J)	0.0068 (J)	<0.03
4/2/2019	0.00069 (J)	<0.03							
4/3/2019			<0.03	0.012 (J)	<0.03	0.024 (J)	0.013 (J)	0.0048 (J)	
4/4/2019									<0.03
9/26/2019	<0.03	<0.03	<0.03	0.018 (J)					
9/27/2019						0.039	0.024 (J)		
9/30/2019					<0.03			0.0077 (J)	<0.03
2/24/2020	<0.03	<0.03	<0.03	0.021 (J)					
2/25/2020						0.026 (J)	0.033		

Time Series

Constituent: Lithium (mg/L) Analysis Run 11/18/2022 2:57 AM View: Constituents View

Plant Bowen Client: Southern Company Data: Bowen AP-1

	BGWC-17	BGWC-18	BGWC-19	BGWC-20	BGWC-21	BGWC-22	BGWC-23	BGWC-24	BGWC-25
2/26/2020					<0.03			0.0082 (J)	<0.03
3/19/2020	<0.03								
3/20/2020		<0.03	<0.03		<0.03	0.029 (J)			
3/23/2020				0.02 (J)			0.032		
3/24/2020									<0.03
3/25/2020								0.0078 (J)	
9/24/2020	<0.03	<0.03			<0.03	0.043	0.031		
9/25/2020								0.0078 (J)	
9/28/2020			<0.03	0.027 (J)					<0.03
2/18/2021	<0.03	<0.03	<0.03	0.041					
2/19/2021					<0.03	0.035	0.04	0.0086 (J)	
2/23/2021									<0.03
3/8/2021									
3/24/2021	<0.03	<0.03							
3/25/2021									
3/26/2021			<0.03				0.039 (J)	<0.03	<0.03
3/29/2021				0.036	<0.03	0.033			
8/19/2021	<0.03	<0.03							<0.03
8/20/2021			<0.03	0.025 (J)	<0.03				
8/23/2021						0.028 (J)	0.029 (J)	0.0076 (J)	
2/11/2022	<0.03								
2/14/2022							0.033		
2/15/2022						0.032 (J)		0.0086 (J)	
2/16/2022		<0.03	<0.03	0.031	<0.03				<0.03
7/27/2022	<0.03	<0.03	<0.03	0.037					<0.03
7/28/2022					<0.03				
8/1/2022							0.029 (J)		
8/2/2022						0.03 (J)		<0.03	
10/21/2022								0.0057 (J)	

Time Series

Constituent: Lithium (mg/L) Analysis Run 11/18/2022 2:57 AM View: Constituents View

Plant Bowen Client: Southern Company Data: Bowen AP-1

	BGWC-30
6/7/2016	
6/8/2016	
6/9/2016	
8/11/2016	
8/12/2016	
8/15/2016	
8/18/2016	
10/7/2016	
10/10/2016	
12/6/2016	
12/7/2016	
12/8/2016	
1/23/2017	0.0171 (J)
2/7/2017	0.0196 (J)
2/16/2017	
2/17/2017	
2/20/2017	
3/27/2017	0.0192 (J)
4/17/2017	0.0169 (J)
4/19/2017	
4/20/2017	
5/22/2017	0.0167 (J)
5/30/2017	
6/1/2017	
6/5/2017	0.0177 (J)
7/11/2017	0.0203 (J)
7/14/2017	
7/17/2017	
7/18/2017	
7/19/2017	
8/23/2017	0.0182 (J)
3/26/2018	0.0063 (J)
3/27/2018	
3/28/2018	
3/29/2018	
6/13/2018	
6/14/2018	
6/15/2018	0.0049 (J)
10/17/2018	
10/18/2018	
10/19/2018	
10/22/2018	0.005 (J)
2/27/2019	
3/1/2019	0.0044 (J)
4/2/2019	0.0041 (J)
4/3/2019	
4/4/2019	
9/26/2019	
9/27/2019	0.0012 (J)
9/30/2019	
2/24/2020	
2/25/2020	

Time Series

Constituent: Lithium (mg/L) Analysis Run 11/18/2022 2:57 AM View: Constituents View

Plant Bowen Client: Southern Company Data: Bowen AP-1

	BGWC-30
2/26/2020	0.00096 (J)
3/19/2020	
3/20/2020	
3/23/2020	0.0014 (J)
3/24/2020	
3/25/2020	
9/24/2020	
9/25/2020	0.0011 (J)
9/28/2020	
2/18/2021	
2/19/2021	
2/23/2021	
3/8/2021	0.0012 (J)
3/24/2021	
3/25/2021	<0.03
3/26/2021	
3/29/2021	
8/19/2021	0.0012 (J)
8/20/2021	
8/23/2021	
2/11/2022	
2/14/2022	0.0015 (J)
2/15/2022	
2/16/2022	
7/27/2022	
7/28/2022	
8/1/2022	0.0012 (J)
8/2/2022	
10/21/2022	

Time Series

Constituent: Lithium (mg/L) Analysis Run 11/18/2022 2:57 AM View: Constituents View

Plant Bowen Client: Southern Company Data: Bowen AP-1

	BGWC-31	BGWC-32	BGWC-34D	BGWC-35D	BGWC-36D	BGWC-37D	BGWC-38D	BGWC-39	BGWC-40
10/17/2018					0.0044 (J)				
10/18/2018	<0.03								
10/19/2018			0.00098 (J)						
10/22/2018		<0.03		0.011 (J)					
4/2/2019					0.0021 (J)				
4/4/2019	<0.03		0.00068 (J)	0.0096 (J)					
4/5/2019		<0.03							
9/24/2019	<0.03		<0.03						
9/26/2019		<0.03		0.013					
9/27/2019					0.0028 (J)				
2/25/2020				0.011 (J)		0.044			
2/26/2020	<0.03				0.001 (J)				
2/27/2020		<0.03	<0.03				0.02 (J)	0.0036 (J)	
2/28/2020									0.00084 (J)
3/23/2020	<0.03				<0.03				
3/24/2020		<0.03	<0.03			0.025 (J)	0.019 (J)	0.0029 (J)	
3/25/2020				0.0092 (J)					0.00079 (J)
9/2/2020							0.0096 (J)		
9/25/2020		<0.03		0.0062 (J)		0.014 (J)			
9/28/2020	<0.03		<0.03		0.0011 (J)				
9/29/2020								0.0066 (J)	<0.03
2/19/2021			<0.03						
2/22/2021	<0.03			0.014 (J)		0.0092 (J)		0.0038 (J)	<0.03
2/23/2021		<0.03							
3/8/2021					0.0017 (J)				
3/9/2021							0.011 (J)		
3/25/2021					0.0022 (J)				
3/26/2021				0.02 (J)		0.0066 (J)			
3/29/2021	<0.03						0.012 (J)		
3/30/2021		<0.03	<0.03						0.00086 (J)
3/31/2021								0.0039 (J)	
8/19/2021							0.0066 (J)		
8/20/2021	<0.03			0.016 (J)		0.004 (J)			
8/23/2021					0.0022 (J)				
8/24/2021			<0.03					0.0056 (J)	0.001 (J)
8/25/2021		<0.03							
2/14/2022					0.002 (J)		0.0061 (J)		
2/15/2022									
2/16/2022	<0.03	<0.15 (o)	<0.03					0.0042 (J)	<0.15 (o)
2/17/2022				0.018 (J)		<0.15 (o)			
7/28/2022	<0.03		<0.03	0.016 (J)		0.0026 (J)			<0.03
7/29/2022		<0.03			0.0012 (J)				
8/2/2022							0.009 (J)	0.0038 (J)	

Time Series

Constituent: Lithium (mg/L) Analysis Run 11/18/2022 2:57 AM View: Constituents View

Plant Bowen Client: Southern Company Data: Bowen AP-1

	BGWC-41D
10/17/2018	
10/18/2018	
10/19/2018	
10/22/2018	
4/2/2019	
4/4/2019	
4/5/2019	
9/24/2019	
9/26/2019	
9/27/2019	
2/25/2020	
2/26/2020	
2/27/2020	
2/28/2020	
3/23/2020	
3/24/2020	
3/25/2020	
9/2/2020	0.00092 (J)
9/25/2020	
9/28/2020	
9/29/2020	
2/19/2021	
2/22/2021	0.0017 (J)
2/23/2021	
3/8/2021	
3/9/2021	
3/25/2021	
3/26/2021	
3/29/2021	
3/30/2021	
3/31/2021	0.0017 (J)
8/19/2021	
8/20/2021	
8/23/2021	
8/24/2021	0.0024 (J)
8/25/2021	
2/14/2022	
2/15/2022	0.002 (J)
2/16/2022	
2/17/2022	
7/28/2022	
7/29/2022	0.0018 (J)
8/2/2022	

Time Series

Constituent: Lithium (mg/L) Analysis Run 11/18/2022 2:57 AM View: Constituents View

Plant Bowen Client: Southern Company Data: Bowen AP-1

	BGWC-42D	BGWC-43D	BGWC-44D	BGWC-49D	BGWC-50D	BGWC-51	BGWC-52	BGWC-7	BGWC-8
6/6/2016									
6/7/2016									<0.03
6/8/2016								0.0079	
8/10/2016									<0.03
8/11/2016								0.0093 (J)	
10/4/2016									<0.03
10/5/2016									
10/6/2016								0.0102 (J)	
12/2/2016									<0.03
12/5/2016									
12/6/2016								0.0094 (J)	
2/14/2017									<0.03
2/15/2017								<0.03	
4/14/2017									<0.03
4/17/2017									
4/18/2017								0.0086 (J)	
5/26/2017									<0.03
6/2/2017								0.0102 (J)	
7/10/2017									<0.03
7/11/2017									
7/14/2017								0.0092 (J)	
3/26/2018									<0.03
3/27/2018								0.0087 (J)	
6/12/2018									<0.03
6/13/2018								0.0084 (J)	
10/16/2018									0.001 (J)
10/17/2018									
10/18/2018								0.0083 (J)	
2/25/2019									<0.03
2/28/2019								0.0086 (J)	
4/1/2019									<0.03
4/2/2019								0.0073 (J)	
9/24/2019								0.0083 (J)	<0.03
2/19/2020									<0.03
2/20/2020									
2/21/2020								0.0088 (J)	
3/18/2020									<0.03
3/19/2020								0.0097 (J)	
9/3/2020	0.0014 (J)	0.023 (J)	0.0016 (J)						
9/23/2020									<0.03
9/24/2020									
9/25/2020								0.0065 (J)	
1/28/2021						0.0017 (J)	0.0037 (J)		
2/16/2021									<0.03
2/17/2021									
2/18/2021			0.0035 (J)					0.0072 (J)	
2/22/2021	<0.03								
2/23/2021						0.0015 (J)	0.0038 (J)		
3/8/2021		0.024 (J)							
3/24/2021									<0.03
3/29/2021		0.026 (J)							
3/30/2021						0.0035 (J)	0.0038 (J)	0.0084 (J)	

Time Series

Constituent: Lithium (mg/L) Analysis Run 11/18/2022 2:57 AM View: Constituents View

Plant Bowen Client: Southern Company Data: Bowen AP-1

	BGWC-42D	BGWC-43D	BGWC-44D	BGWC-49D	BGWC-50D	BGWC-51	BGWC-52	BGWC-7	BGWC-8
3/31/2021			0.0029 (J)						
4/1/2021	0.0022 (J)								
4/19/2021				0.0083 (J)	<0.03				
8/18/2021			0.0027 (J)		<0.03				<0.03
8/19/2021								0.007 (J)	
8/20/2021	0.0012 (J)								
8/23/2021		0.031				0.0011 (J)	0.0033 (J)		
8/24/2021				0.01 (J)					
2/9/2022			0.0036 (J)		<0.03				
2/10/2022									<0.03
2/11/2022								0.0074 (J)	
2/14/2022						<0.03	0.002 (J)		
2/15/2022		0.027 (J)							
2/17/2022	<0.15 (o)			0.0076 (J)					
7/26/2022			0.0037 (J)		<0.03				<0.03
7/28/2022	0.0016 (J)						0.00088 (J)	0.0061 (J)	
8/1/2022		0.025 (J)		0.0057 (J)		<0.03			

Time Series

Constituent: Lithium (mg/L) Analysis Run 11/18/2022 2:57 AM View: Constituents View

Plant Bowen Client: Southern Company Data: Bowen AP-1

	BGWC-9
6/6/2016	<0.03
6/7/2016	
6/8/2016	
8/10/2016	
8/11/2016	<0.03
10/4/2016	
10/5/2016	<0.03
10/6/2016	
12/2/2016	
12/5/2016	<0.03
12/6/2016	
2/14/2017	
2/15/2017	<0.03
4/14/2017	
4/17/2017	0.0013 (J)
4/18/2017	
5/26/2017	0.0013 (J)
6/2/2017	
7/10/2017	
7/11/2017	<0.03
7/14/2017	
3/26/2018	
3/27/2018	0.0014 (J)
6/12/2018	0.0012 (J)
6/13/2018	
10/16/2018	
10/17/2018	<0.03
10/18/2018	
2/25/2019	
2/28/2019	
4/1/2019	0.0012 (J)
4/2/2019	
9/24/2019	0.0011 (J)
2/19/2020	
2/20/2020	0.002 (J)
2/21/2020	
3/18/2020	
3/19/2020	0.0019 (J)
9/3/2020	
9/23/2020	
9/24/2020	0.0011 (J)
9/25/2020	
1/28/2021	
2/16/2021	
2/17/2021	0.0013 (J)
2/18/2021	
2/22/2021	
2/23/2021	
3/8/2021	
3/24/2021	0.0014 (J)
3/29/2021	
3/30/2021	

Time Series

Constituent: Lithium (mg/L) Analysis Run 11/18/2022 2:57 AM View: Constituents View

Plant Bowen Client: Southern Company Data: Bowen AP-1

	BGWC-9
3/31/2021	
4/1/2021	
4/19/2021	
8/18/2021	0.0013 (J)
8/19/2021	
8/20/2021	
8/23/2021	
8/24/2021	
2/9/2022	
2/10/2022	0.0016 (J)
2/11/2022	
2/14/2022	
2/15/2022	
2/17/2022	
7/26/2022	0.0014 (J)
7/28/2022	
8/1/2022	

Time Series

Constituent: Mercury (mg/L) Analysis Run 11/18/2022 2:57 AM View: Constituents View

Plant Bowen Client: Southern Company Data: Bowen AP-1

	BGWA-2 (bg)	BGWA-29 (bg)	BGWA-33 (bg)	BGWA-47D (bg)	BGWA-48D (bg)	BGWA-6	BGWC-10	BGWC-12	BGWC-14A
6/6/2016	7.7E-05 (J)					8.4E-05 (J)			
6/7/2016							0.0001 (J)	0.0001 (J)	
8/9/2016	<0.0002								
8/10/2016						<0.0002			
8/11/2016									
8/12/2016								<0.0002	
8/16/2016							<0.0002		
8/22/2016		<0.0002							
10/3/2016	<0.0002								
10/4/2016		<0.0002				<0.0002			
10/6/2016								<0.0002	
10/7/2016							<0.0002		
11/29/2016	<0.0002								
12/1/2016		<0.0002				<0.0002			
12/5/2016								<0.0002	
12/6/2016							<0.0002		
1/10/2017		<0.0002							
2/13/2017	<0.0002								
2/14/2017		<0.0002				<0.0002			
2/15/2017								<0.0002	
2/16/2017							<0.0002		
4/13/2017	<0.0002					<0.0002			
4/14/2017		<0.0002							
4/18/2017							<0.0002	<0.0002	
5/25/2017	<0.0002	<0.0002				<0.0002			
5/30/2017									
6/2/2017							<0.0002	<0.0002	
7/7/2017	<0.0002					<0.0002			
7/10/2017		<0.0002							
7/12/2017							<0.0002		
7/13/2017								<0.0002	
7/14/2017									
3/26/2018	<0.0002	<0.0002							
3/27/2018							<0.0002		
3/28/2018								<0.0002	
2/25/2019	<0.0002								
2/27/2019		6.5E-05 (J)							
2/28/2019							4.8E-05 (J)	5.8E-05 (J)	
4/1/2019	<0.0002	<0.0002						<0.0002	
4/2/2019						<0.0002	<0.0002		
4/3/2019			<0.0002						
9/23/2019	<0.0002	<0.0002				<0.0002			
9/25/2019							<0.0002	<0.0002	
9/26/2019									
9/27/2019			<0.0002						
2/18/2020	<0.0002					<0.0002			
2/19/2020		<0.0002							
2/20/2020							<0.0002		
2/21/2020			<0.0002						
2/24/2020								<0.0002	
3/18/2020	<0.0002	<0.0002							
3/19/2020						<0.0002		<0.0002	

Time Series

Constituent: Mercury (mg/L) Analysis Run 11/18/2022 2:57 AM View: Constituents View

Plant Bowen Client: Southern Company Data: Bowen AP-1

	BGWA-2 (bg)	BGWA-29 (bg)	BGWA-33 (bg)	BGWA-47D (bg)	BGWA-48D (bg)	BGWA-6	BGWC-10	BGWC-12	BGWC-14A
3/20/2020			<0.0002						
3/23/2020							<0.0002		
5/22/2020				<0.0002					<0.0002
5/25/2020					<0.0002				
6/23/2020				<0.0002	<0.0002				<0.0002
7/28/2020				<0.0002	<0.0002				<0.0002
9/2/2020				<0.0002					<0.0002
9/3/2020					<0.0002				
9/23/2020	<0.0002	<0.0002				<0.0002			
9/24/2020							<0.0002		
9/25/2020			8.7E-05 (J)					<0.0002	
10/1/2020				<0.0002	<0.0002				<0.0002
11/10/2020				<0.0002	<0.0002				<0.0002
12/15/2020				<0.0002	<0.0002				<0.0002
1/20/2021				<0.0002	<0.0002				<0.0002
2/16/2021	<0.0002	<0.0002							
2/17/2021				<0.0002	<0.0002				
2/18/2021						<0.0002	<0.0002		<0.0002
2/19/2021			<0.0002					<0.0002	
3/23/2021		<0.0002							
3/24/2021								<0.0002	<0.0002
3/25/2021				<0.0002	<0.0002				
3/26/2021	<0.0002								
3/30/2021							<0.0002		
3/31/2021						<0.0002			
4/1/2021			<0.0002						
8/16/2021	<0.0002	<0.0002		<0.0002	<0.0002	<0.0002			
8/18/2021							<0.0002	<0.0002	<0.0002
8/25/2021			<0.0002						
2/9/2022	<0.0002			<0.0002	<0.0002	<0.0002			<0.0002
2/10/2022		<0.0002							
2/11/2022							<0.0002	<0.0002	
2/16/2022			<0.0002						
7/26/2022	0.00019 (J)	0.00015 (J)		0.00022	0.00014 (J)	<0.0002			0.00016 (J)
7/27/2022								<0.0002	
7/28/2022							<0.0002		
8/3/2022			<0.0002						

Time Series

Constituent: Mercury (mg/L) Analysis Run 11/18/2022 2:57 AM View: Constituents View

Plant Bowen Client: Southern Company Data: Bowen AP-1

	BGWC-16
6/6/2016	
6/7/2016	9.8E-05 (J)
8/9/2016	
8/10/2016	
8/11/2016	<0.0002
8/12/2016	
8/16/2016	
8/22/2016	
10/3/2016	
10/4/2016	
10/6/2016	
10/7/2016	<0.0002
11/29/2016	
12/1/2016	
12/5/2016	
12/6/2016	<0.0002
1/10/2017	
2/13/2017	
2/14/2017	
2/15/2017	
2/16/2017	<0.0002
4/13/2017	
4/14/2017	
4/18/2017	<0.0002
5/25/2017	
5/30/2017	<0.0002
6/2/2017	
7/7/2017	
7/10/2017	
7/12/2017	
7/13/2017	
7/14/2017	<0.0002
3/26/2018	
3/27/2018	<0.0002
3/28/2018	
2/25/2019	<0.0002
2/27/2019	
2/28/2019	
4/1/2019	
4/2/2019	<0.0002
4/3/2019	
9/23/2019	
9/25/2019	
9/26/2019	<0.0002
9/27/2019	
2/18/2020	
2/19/2020	
2/20/2020	<0.0002
2/21/2020	
2/24/2020	
3/18/2020	
3/19/2020	<0.0002

Time Series

Constituent: Mercury (mg/L) Analysis Run 11/18/2022 2:57 AM View: Constituents View

Plant Bowen Client: Southern Company Data: Bowen AP-1

	BGWC-16
3/20/2020	
3/23/2020	
5/22/2020	
5/25/2020	
6/23/2020	
7/28/2020	
9/2/2020	
9/3/2020	
9/23/2020	
9/24/2020	<0.0002
9/25/2020	
10/1/2020	
11/10/2020	
12/15/2020	
1/20/2021	
2/16/2021	
2/17/2021	
2/18/2021	<0.0002
2/19/2021	
3/23/2021	
3/24/2021	<0.0002
3/25/2021	
3/26/2021	
3/30/2021	
3/31/2021	
4/1/2021	
8/16/2021	
8/18/2021	0.0002 (J)
8/25/2021	
2/9/2022	
2/10/2022	
2/11/2022	<0.0002
2/16/2022	
7/26/2022	
7/27/2022	<0.0002
7/28/2022	
8/3/2022	

Time Series

Constituent: Mercury (mg/L) Analysis Run 11/18/2022 2:57 AM View: Constituents View

Plant Bowen Client: Southern Company Data: Bowen AP-1

	BGWC-17	BGWC-18	BGWC-19	BGWC-20	BGWC-21	BGWC-22	BGWC-23	BGWC-24	BGWC-25
6/7/2016	0.00017 (J)								
6/8/2016		<0.0002	<0.0002	<0.0002	<0.0002	9.2E-05 (J)			<0.0002
6/9/2016							<0.0002	<0.0002	
8/11/2016	0.00019 (J)								
8/12/2016		<0.0002	<0.0002	<0.0002					
8/15/2016									<0.0002
8/18/2016					<0.0002	<0.0002	<0.0002	<0.0002	
10/7/2016	0.00014 (J)	<0.0002	<0.0002						
10/10/2016				<0.0002	<0.0002	<0.0002	<0.0002	4E-05 (J)	<0.0002
12/6/2016	0.00016 (J)	<0.0002							
12/7/2016			8E-05 (J)	<0.0002			5E-05 (J)	7E-05 (J)	
12/8/2016					<0.0002	<0.0002			<0.0002
1/23/2017									
2/7/2017									
2/16/2017	0.00017 (J)	<0.0002	<0.0002						
2/17/2017				<0.0002	<0.0002	<0.0002			
2/20/2017							<0.0002	5E-05 (J)	<0.0002
3/27/2017									
4/17/2017									
4/19/2017	0.00014 (J)	<0.0002	<0.0002	<0.0002	<0.0002		<0.0002	0.00016 (J)	
4/20/2017						<0.0002			<0.0002
5/22/2017									
5/30/2017	0.00023 (J)								
6/1/2017		<0.0002	<0.0002	<0.0002	<0.0002				<0.0002
6/5/2017						<0.0002	<0.0002	0.00013 (J)	
7/11/2017									
7/14/2017	0.00016 (J)	<0.0002	<0.0002						
7/17/2017							<0.0002	0.00013 (J)	<0.0002
7/18/2017				<0.0002	<0.0002				
7/19/2017						<0.0002			
8/23/2017									
3/26/2018									
3/27/2018	<0.0002	<0.0002	<0.0002						
3/28/2018				<0.0002	<0.0002				<0.0002
3/29/2018						<0.0002	<0.0002	<0.0002	
2/27/2019	0.00029 (J)	7.9E-05 (J)		6.6E-05 (J)					
3/1/2019			5E-05 (J)			4.2E-05 (J)	4.4E-05 (J)	0.00093	4.7E-05 (J)
4/2/2019	0.0004	<0.0002							
4/3/2019			<0.0002	<0.0002	<0.0002	<0.0002	<0.0002	0.0013	
4/4/2019									<0.0002
9/26/2019	<0.0002	<0.0002	<0.0002	<0.0002					
9/27/2019						<0.0002	<0.0002		
9/30/2019					<0.0002			0.0011	<0.0002
2/24/2020	0.0003 (J)	<0.0002	<0.0002	<0.0002					
2/25/2020						<0.0002	<0.0002		
2/26/2020					<0.0002			0.0011	<0.0002
3/19/2020	0.00017 (J)								
3/20/2020		<0.0002	<0.0002		<0.0002	<0.0002			
3/23/2020				<0.0002			<0.0002		
3/24/2020									<0.0002
3/25/2020								0.0011	
9/24/2020	0.00027 (J)	<0.0002			<0.0002	<0.0002	<0.0002		

Time Series

Constituent: Mercury (mg/L) Analysis Run 11/18/2022 2:57 AM View: Constituents View

Plant Bowen Client: Southern Company Data: Bowen AP-1

	BGWC-17	BGWC-18	BGWC-19	BGWC-20	BGWC-21	BGWC-22	BGWC-23	BGWC-24	BGWC-25
9/25/2020								0.0036	
9/28/2020			<0.0002	<0.0002					<0.0002
2/18/2021	0.00017 (J)	<0.0002	<0.0002	<0.0002					
2/19/2021					<0.0002	<0.0002	<0.0002	0.0033	
2/23/2021									<0.0002
3/8/2021									
3/24/2021	0.00012 (J)	<0.0002							
3/25/2021									
3/26/2021			<0.0002				<0.0002	0.0058	<0.0002
3/29/2021				<0.0002	<0.0002	<0.0002			
8/19/2021	<0.0002	<0.0002							<0.0002
8/20/2021			<0.0002	<0.0002	<0.0002				
8/23/2021						<0.0002	<0.0002	0.00026	
2/11/2022	<0.0002								
2/14/2022							<0.0002		
2/15/2022						<0.0002		0.0014	
2/16/2022		<0.0002	<0.0002	<0.0002	<0.0002				<0.0002
7/27/2022	0.00025	<0.0002	<0.0002	<0.0002					<0.0002
7/28/2022					<0.0002				
8/1/2022							<0.0002		
8/2/2022						<0.0002		<0.0002	
10/21/2022								0.00026	

Time Series

Constituent: Mercury (mg/L) Analysis Run 11/18/2022 2:57 AM View: Constituents View

Plant Bowen Client: Southern Company Data: Bowen AP-1

	BGWC-30
6/7/2016	
6/8/2016	
6/9/2016	
8/11/2016	
8/12/2016	
8/15/2016	
8/18/2016	
10/7/2016	
10/10/2016	
12/6/2016	
12/7/2016	
12/8/2016	
1/23/2017	8E-05 (J)
2/7/2017	0.00011 (J)
2/16/2017	
2/17/2017	
2/20/2017	
3/27/2017	8E-05 (J)
4/17/2017	4E-05 (J)
4/19/2017	
4/20/2017	
5/22/2017	<0.0002
5/30/2017	
6/1/2017	
6/5/2017	6E-05 (J)
7/11/2017	9.1E-05 (J)
7/14/2017	
7/17/2017	
7/18/2017	
7/19/2017	
8/23/2017	5E-05 (J)
3/26/2018	<0.0002
3/27/2018	
3/28/2018	
3/29/2018	
2/27/2019	
3/1/2019	0.0001 (J)
4/2/2019	<0.0002
4/3/2019	
4/4/2019	
9/26/2019	
9/27/2019	<0.0002
9/30/2019	
2/24/2020	
2/25/2020	
2/26/2020	<0.0002
3/19/2020	
3/20/2020	
3/23/2020	<0.0002
3/24/2020	
3/25/2020	
9/24/2020	

Time Series

Constituent: Mercury (mg/L) Analysis Run 11/18/2022 2:57 AM View: Constituents View

Plant Bowen Client: Southern Company Data: Bowen AP-1

	BGWC-30
9/25/2020	<0.0002
9/28/2020	
2/18/2021	
2/19/2021	
2/23/2021	
3/8/2021	<0.0002
3/24/2021	
3/25/2021	<0.0002
3/26/2021	
3/29/2021	
8/19/2021	<0.0002
8/20/2021	
8/23/2021	
2/11/2022	
2/14/2022	<0.0002
2/15/2022	
2/16/2022	
7/27/2022	
7/28/2022	
8/1/2022	<0.0002
8/2/2022	
10/21/2022	

Time Series

Constituent: Mercury (mg/L) Analysis Run 11/18/2022 2:57 AM View: Constituents View

Plant Bowen Client: Southern Company Data: Bowen AP-1

	BGWC-31	BGWC-32	BGWC-34D	BGWC-35D	BGWC-36D	BGWC-37D	BGWC-38D	BGWC-39	BGWC-40
4/2/2019					<0.0002				
4/4/2019	<0.0002		<0.0002	<0.0002					
4/5/2019		<0.0002							
9/24/2019	<0.0002		<0.0002						
9/26/2019		<0.0002		<0.0002					
9/27/2019					<0.0002				
2/25/2020				<0.0002		<0.0002			
2/26/2020	<0.0002				0.00018 (J)				
2/27/2020		<0.0002	<0.0002				<0.0002	<0.0002	
2/28/2020									<0.0002
3/23/2020	<0.0002				<0.0002				
3/24/2020		<0.0002	<0.0002			<0.0002	<0.0002	<0.0002	
3/25/2020				<0.0002					<0.0002
9/2/2020							0.0001 (J)		
9/25/2020		<0.0002		<0.0002		<0.0002			
9/28/2020	<0.0002		<0.0002		<0.0002				
9/29/2020								<0.0002	<0.0002
2/19/2021			<0.0002						
2/22/2021	<0.0002			<0.0002		<0.0002		<0.0002	<0.0002
2/23/2021		<0.0002							
3/8/2021					<0.0002				
3/9/2021							<0.0002		
3/25/2021					<0.0002				
3/26/2021				<0.0002		<0.0002			
3/29/2021	<0.0002						<0.0002		
3/30/2021		<0.0002	<0.0002						<0.0002
3/31/2021								<0.0002	
8/19/2021							0.00012 (J)		
8/20/2021	<0.0002			<0.0002		<0.0002			
8/23/2021					<0.0002				
8/24/2021			<0.0002					<0.0002	<0.0002
8/25/2021		<0.0002							
2/14/2022					<0.0002		<0.0002		
2/15/2022									
2/16/2022	<0.0002	<0.0002	<0.0002					<0.0002	<0.0002
2/17/2022				<0.0002		<0.0002			
7/28/2022	0.00015 (J)		0.00014 (J)	0.00016 (J)		<0.0002			<0.0002
7/29/2022		<0.0002			<0.0002				
8/2/2022							0.00028	<0.0002	

Time Series

Constituent: Mercury (mg/L) Analysis Run 11/18/2022 2:57 AM View: Constituents View

Plant Bowen Client: Southern Company Data: Bowen AP-1

	BGWC-41D
4/2/2019	
4/4/2019	
4/5/2019	
9/24/2019	
9/26/2019	
9/27/2019	
2/25/2020	
2/26/2020	
2/27/2020	
2/28/2020	
3/23/2020	
3/24/2020	
3/25/2020	
9/2/2020	<0.0002
9/25/2020	
9/28/2020	
9/29/2020	
2/19/2021	
2/22/2021	<0.0002
2/23/2021	
3/8/2021	
3/9/2021	
3/25/2021	
3/26/2021	
3/29/2021	
3/30/2021	
3/31/2021	<0.0002
8/19/2021	
8/20/2021	
8/23/2021	
8/24/2021	<0.0002
8/25/2021	
2/14/2022	
2/15/2022	<0.0002
2/16/2022	
2/17/2022	
7/28/2022	
7/29/2022	<0.0002
8/2/2022	

Time Series

Constituent: Mercury (mg/L) Analysis Run 11/18/2022 2:57 AM View: Constituents View

Plant Bowen Client: Southern Company Data: Bowen AP-1

	BGWC-42D	BGWC-43D	BGWC-44D	BGWC-49D	BGWC-50D	BGWC-51	BGWC-52	BGWC-7	BGWC-8
6/6/2016									
6/7/2016									9.7E-05 (J)
6/8/2016								<0.0002	
8/10/2016									<0.0002
8/11/2016								<0.0002	
10/4/2016									<0.0002
10/5/2016									
10/6/2016								<0.0002	
12/2/2016									<0.0002
12/5/2016									
12/6/2016								<0.0002	
2/14/2017									<0.0002
2/15/2017								<0.0002	
4/14/2017									<0.0002
4/17/2017									
4/18/2017								<0.0002	
5/26/2017									<0.0002
6/2/2017								<0.0002	
7/10/2017									<0.0002
7/11/2017									
7/14/2017								<0.0002	
3/26/2018									<0.0002
3/27/2018								<0.0002	
2/25/2019									<0.0002
2/28/2019								5.3E-05 (J)	
4/1/2019									<0.0002
4/2/2019								<0.0002	
9/24/2019								<0.0002	<0.0002
2/19/2020									<0.0002
2/20/2020									
2/21/2020								<0.0002	
3/18/2020									<0.0002
3/19/2020								<0.0002	
9/3/2020	<0.0002	<0.0002	<0.0002						
9/23/2020									<0.0002
9/24/2020									
9/25/2020								<0.0002	
1/28/2021						0.0046	0.00019 (J)		
2/16/2021									<0.0002
2/17/2021									
2/18/2021			<0.0002					<0.0002	
2/22/2021	<0.0002								
2/23/2021						0.0033	<0.0002		
3/8/2021		<0.0002							
3/24/2021									<0.0002
3/29/2021		<0.0002							
3/30/2021						0.002	<0.0002	<0.0002	
3/31/2021			<0.0002						
4/1/2021	<0.0002								
4/19/2021				<0.0002	<0.0002				
8/18/2021			<0.0002		<0.0002				<0.0002
8/19/2021								<0.0002	

Time Series

Constituent: Mercury (mg/L) Analysis Run 11/18/2022 2:57 AM View: Constituents View

Plant Bowen Client: Southern Company Data: Bowen AP-1

	BGWC-42D	BGWC-43D	BGWC-44D	BGWC-49D	BGWC-50D	BGWC-51	BGWC-52	BGWC-7	BGWC-8
8/20/2021	<0.0002								
8/23/2021		<0.0002				0.0014	<0.0002		
8/24/2021				<0.0002					
2/9/2022			<0.0002		<0.0002				
2/10/2022									<0.0002
2/11/2022								<0.0002	
2/14/2022						0.00025	<0.0002		
2/15/2022		<0.0002							
2/17/2022	<0.0002			<0.0002					
7/26/2022			0.00017 (J)		<0.0002				0.00016 (J)
7/28/2022	<0.0002						<0.0002	<0.0002	
8/1/2022		<0.0002		<0.0002		<0.0002			

Time Series

Constituent: Mercury (mg/L) Analysis Run 11/18/2022 2:57 AM View: Constituents View

Plant Bowen Client: Southern Company Data: Bowen AP-1

	BGWC-9
6/6/2016	8E-05 (J)
6/7/2016	
6/8/2016	
8/10/2016	
8/11/2016	<0.0002
10/4/2016	
10/5/2016	<0.0002
10/6/2016	
12/2/2016	
12/5/2016	<0.0002
12/6/2016	
2/14/2017	
2/15/2017	<0.0002
4/14/2017	
4/17/2017	<0.0002
4/18/2017	
5/26/2017	<0.0002
6/2/2017	
7/10/2017	
7/11/2017	<0.0002
7/14/2017	
3/26/2018	
3/27/2018	<0.0002
2/25/2019	
2/28/2019	
4/1/2019	<0.0002
4/2/2019	
9/24/2019	<0.0002
2/19/2020	
2/20/2020	<0.0002
2/21/2020	
3/18/2020	
3/19/2020	<0.0002
9/3/2020	
9/23/2020	
9/24/2020	<0.0002
9/25/2020	
1/28/2021	
2/16/2021	
2/17/2021	<0.0002
2/18/2021	
2/22/2021	
2/23/2021	
3/8/2021	
3/24/2021	<0.0002
3/29/2021	
3/30/2021	
3/31/2021	
4/1/2021	
4/19/2021	
8/18/2021	<0.0002
8/19/2021	

Time Series

Constituent: Mercury (mg/L) Analysis Run 11/18/2022 2:57 AM View: Constituents View

Plant Bowen Client: Southern Company Data: Bowen AP-1

	BGWC-9
8/20/2021	
8/23/2021	
8/24/2021	
2/9/2022	
2/10/2022	<0.0002
2/11/2022	
2/14/2022	
2/15/2022	
2/17/2022	
7/26/2022	0.00016 (J)
7/28/2022	
8/1/2022	

Time Series

Constituent: Molybdenum (mg/L) Analysis Run 11/18/2022 2:57 AM View: Constituents View

Plant Bowen Client: Southern Company Data: Bowen AP-1

	BGWA-2 (bg)	BGWA-29 (bg)	BGWA-33 (bg)	BGWA-47D (bg)	BGWA-48D (bg)	BGWA-6	BGWC-10	BGWC-12	BGWC-14A
6/6/2016	0.0015 (J)					<0.01			
6/7/2016							0.0067 (J)	<0.01	
8/9/2016	0.0016 (J)								
8/10/2016						<0.01			
8/11/2016									
8/12/2016								<0.01	
8/16/2016							0.0032 (J)		
8/22/2016		<0.01							
10/3/2016	<0.01								
10/4/2016		<0.01				<0.01			
10/6/2016								<0.01	
10/7/2016							0.0032 (J)		
11/29/2016	0.0022 (J)								
12/1/2016		<0.01				<0.01			
12/5/2016								<0.01	
12/6/2016							0.0049 (J)		
1/10/2017		<0.01							
2/13/2017	0.002 (J)								
2/14/2017		<0.01				<0.01			
2/15/2017								<0.01	
2/16/2017							0.0039 (J)		
4/13/2017	0.0025 (J)					<0.01			
4/14/2017		<0.01							
4/18/2017							0.0032 (J)	<0.01	
5/25/2017	0.002 (J)	<0.01				<0.01			
5/30/2017									
6/2/2017							0.0035 (J)	<0.01	
7/7/2017	0.0017 (J)					<0.01			
7/10/2017		<0.01							
7/12/2017							0.0037 (J)		
7/13/2017								<0.01	
7/14/2017									
3/26/2018	<0.01	<0.01							
3/27/2018							0.0032 (J)		
3/28/2018								<0.01	
6/12/2018	<0.01	<0.01							
6/14/2018							0.0033 (J)	<0.01	
10/16/2018	<0.01	<0.01				<0.01			
10/17/2018								<0.01	
10/18/2018							0.0034 (J)		
2/25/2019	<0.01								
2/27/2019		<0.01							
2/28/2019							0.0035 (J)	<0.01	
4/1/2019	0.0014 (J)	0.00053 (J)						<0.01	
4/2/2019						0.00026 (J)	0.0032 (J)		
4/3/2019			0.034						
5/2/2019	<0.01								
7/9/2019			0.034						
9/23/2019	0.0017 (J)	<0.01				<0.01			
9/25/2019							0.0035 (J)	<0.01	
9/26/2019									
9/27/2019			0.019						

Time Series

Constituent: Molybdenum (mg/L) Analysis Run 11/18/2022 2:57 AM View: Constituents View

Plant Bowen Client: Southern Company Data: Bowen AP-1

	BGWA-2 (bg)	BGWA-29 (bg)	BGWA-33 (bg)	BGWA-47D (bg)	BGWA-48D (bg)	BGWA-6	BGWC-10	BGWC-12	BGWC-14A
2/18/2020	<0.01					<0.01			
2/19/2020		<0.01							
2/20/2020							0.0037 (J)		
2/21/2020			0.029						
2/24/2020								<0.01	
3/18/2020	0.0012 (J)	<0.01							
3/19/2020						<0.01		<0.01	
3/20/2020			0.032						
3/23/2020							0.0035 (J)		
5/22/2020				0.0011 (J)					0.0012 (J)
5/25/2020					0.003 (J)				
6/23/2020				<0.01	0.0048 (J)				<0.01
7/28/2020				<0.01	0.0073 (J)				0.00094 (J)
9/2/2020				<0.01					0.0013 (J)
9/3/2020					0.0074 (J)				
9/23/2020	<0.01	<0.01				<0.01			
9/24/2020							0.0032 (J)		
9/25/2020			0.032					<0.01	
10/1/2020				<0.01	0.0046 (J)				0.0017 (J)
11/10/2020				<0.01	0.0016 (J)				0.0016 (J)
12/15/2020				<0.01	0.0021				0.0019
1/20/2021				<0.01	0.0018 (J)				0.0016 (J)
2/16/2021	0.0011 (J)	<0.01							
2/17/2021				<0.01	0.0017 (J)				
2/18/2021						<0.01	0.0036 (J)		0.0045 (J)
2/19/2021			0.029					<0.01	
3/23/2021		<0.01							
3/24/2021								<0.01	<0.01
3/25/2021				<0.01	0.0015 (J)				
3/26/2021	0.00092 (J)								
3/30/2021							0.0035 (J)		
3/31/2021						0.001 (J)			
4/1/2021			0.026						
8/16/2021	<0.01	<0.01		<0.01	0.0011 (J)	<0.01			
8/18/2021							0.0029 (J)	<0.01	0.0011 (J)
8/25/2021			0.031						
2/9/2022	<0.01			<0.01	0.00093 (J)	<0.01			<0.01
2/10/2022		<0.01							
2/11/2022							0.003 (J)	<0.01	
2/16/2022			0.025						
7/26/2022	<0.01	<0.01		<0.01	0.0039 (J)	<0.01			0.0015 (J)
7/27/2022								<0.01	
7/28/2022							0.0028 (J)		
8/3/2022			0.0094 (J)						

Time Series

Constituent: Molybdenum (mg/L) Analysis Run 11/18/2022 2:57 AM View: Constituents View

Plant Bowen Client: Southern Company Data: Bowen AP-1

	BGWC-16
6/6/2016	
6/7/2016	<0.01
8/9/2016	
8/10/2016	
8/11/2016	<0.01
8/12/2016	
8/16/2016	
8/22/2016	
10/3/2016	
10/4/2016	
10/6/2016	
10/7/2016	<0.01
11/29/2016	
12/1/2016	
12/5/2016	
12/6/2016	<0.01
1/10/2017	
2/13/2017	
2/14/2017	
2/15/2017	
2/16/2017	<0.01
4/13/2017	
4/14/2017	
4/18/2017	<0.01
5/25/2017	
5/30/2017	<0.01
6/2/2017	
7/7/2017	
7/10/2017	
7/12/2017	
7/13/2017	
7/14/2017	<0.01
3/26/2018	
3/27/2018	<0.01
3/28/2018	
6/12/2018	<0.01
6/14/2018	
10/16/2018	
10/17/2018	
10/18/2018	<0.01
2/25/2019	<0.01
2/27/2019	
2/28/2019	
4/1/2019	
4/2/2019	<0.01
4/3/2019	
5/2/2019	
7/9/2019	
9/23/2019	
9/25/2019	
9/26/2019	<0.01
9/27/2019	

Time Series

Constituent: Molybdenum (mg/L) Analysis Run 11/18/2022 2:57 AM View: Constituents View

Plant Bowen Client: Southern Company Data: Bowen AP-1

	BGWC-16
2/18/2020	
2/19/2020	
2/20/2020	<0.01
2/21/2020	
2/24/2020	
3/18/2020	
3/19/2020	<0.01
3/20/2020	
3/23/2020	
5/22/2020	
5/25/2020	
6/23/2020	
7/28/2020	
9/2/2020	
9/3/2020	
9/23/2020	
9/24/2020	<0.01
9/25/2020	
10/1/2020	
11/10/2020	
12/15/2020	
1/20/2021	
2/16/2021	
2/17/2021	
2/18/2021	<0.01
2/19/2021	
3/23/2021	
3/24/2021	<0.01
3/25/2021	
3/26/2021	
3/30/2021	
3/31/2021	
4/1/2021	
8/16/2021	
8/18/2021	<0.01
8/25/2021	
2/9/2022	
2/10/2022	
2/11/2022	<0.01
2/16/2022	
7/26/2022	
7/27/2022	<0.01
7/28/2022	
8/3/2022	

Time Series

Constituent: Molybdenum (mg/L) Analysis Run 11/18/2022 2:57 AM View: Constituents View

Plant Bowen Client: Southern Company Data: Bowen AP-1

	BGWC-17	BGWC-18	BGWC-19	BGWC-20	BGWC-21	BGWC-22	BGWC-23	BGWC-24	BGWC-25
6/7/2016	<0.01								
6/8/2016		<0.01	<0.01	0.011 (J)	0.0027 (J)	0.07			0.0064 (J)
6/9/2016							0.013 (J)	0.0024 (J)	
8/11/2016	<0.01								
8/12/2016		<0.01	<0.01	0.0127					
8/15/2016									0.0039 (J)
8/18/2016					0.0023 (J)	0.0758	0.0136	0.0034 (J)	
10/7/2016	<0.01	<0.01	<0.01						
10/10/2016				0.0136	0.0025 (J)	0.0712	0.0134	0.0047 (J)	0.0029 (J)
12/6/2016	<0.01	<0.01							
12/7/2016			<0.01	0.0139			0.0128	0.0066 (J)	
12/8/2016					<0.01	0.0682			<0.01
1/23/2017									
2/7/2017									
2/16/2017	<0.01	<0.01	<0.01						
2/17/2017				0.0148	<0.01	0.066			
2/20/2017							0.0122	0.0026 (J)	0.0024 (J)
3/27/2017									
4/17/2017									
4/19/2017	<0.01	<0.01	<0.01	0.012	0.0014 (J)		0.0124	0.002 (J)	
4/20/2017						0.0662			0.0019 (J)
5/22/2017									
5/30/2017	<0.01								
6/1/2017		<0.01	<0.01	0.0125	0.0012 (J)				0.0026 (J)
6/5/2017						0.071	0.0115	0.0015 (J)	
7/11/2017									
7/14/2017	<0.01	<0.01	<0.01						
7/17/2017							0.0131	0.0013 (J)	0.0024 (J)
7/18/2017				0.0155	0.0013 (J)				
7/19/2017						0.0703			
8/23/2017									
3/26/2018									
3/27/2018	<0.01	<0.01	<0.01						
3/28/2018				0.012	<0.01				<0.01
3/29/2018						0.056	0.013	0.0027 (J)	
6/13/2018				0.016			0.013	<0.01	
6/14/2018	<0.01	<0.01			<0.01	0.059			<0.01
6/15/2018			<0.01						
10/17/2018	<0.01								
10/18/2018		<0.01							
10/19/2018			<0.01		<0.01				
10/22/2018				0.013		0.055	0.013	<0.01	<0.01
2/27/2019	<0.01	<0.01		0.013					
3/1/2019			<0.01			0.039	0.013	<0.01	<0.01
4/2/2019	<0.01	<0.01							
4/3/2019			0.00023 (J)	0.012	0.0019 (J)	0.039	0.012	0.00095 (J)	
4/4/2019									0.00096 (J)
5/2/2019						0.043			
9/26/2019	<0.01	<0.01	<0.01	0.015					
9/27/2019						0.045	0.012		
9/30/2019					0.003 (J)			0.00099 (J)	<0.01
2/24/2020	<0.01	<0.01	<0.01	0.015					

Time Series

Constituent: Molybdenum (mg/L) Analysis Run 11/18/2022 2:57 AM View: Constituents View

Plant Bowen Client: Southern Company Data: Bowen AP-1

	BGWC-17	BGWC-18	BGWC-19	BGWC-20	BGWC-21	BGWC-22	BGWC-23	BGWC-24	BGWC-25
2/25/2020						0.039	0.014		
2/26/2020					0.0016 (J)			<0.01	<0.01
3/19/2020	<0.01								
3/20/2020		<0.01	<0.01		0.0023 (J)	0.039			
3/23/2020				0.016			0.013		
3/24/2020									<0.01
3/25/2020								<0.01	
9/24/2020	<0.01	<0.01			0.0036 (J)	0.04	0.011		
9/25/2020								0.00081 (J)	
9/28/2020			<0.01	0.018					<0.01
2/18/2021	<0.01	<0.01	<0.01	0.028					
2/19/2021					0.0013 (J)	0.046	0.011	<0.01	
2/23/2021									<0.01
3/8/2021									
3/24/2021	<0.01	<0.01							
3/25/2021									
3/26/2021			<0.01				0.011 (J)	<0.01	<0.01
3/29/2021				0.024	0.0021 (J)	0.045			
7/19/2021						0.044	0.011	<0.01	
7/20/2021									
8/19/2021	<0.01	<0.01							<0.01
8/20/2021			<0.01	0.026	0.003 (J)				
8/23/2021						0.041	0.0098 (J)	<0.01	
11/1/2021						0.043	0.0092 (J)	<0.01	
2/11/2022	<0.01								
2/14/2022							0.0079 (J)		
2/15/2022						0.039		<0.01	
2/16/2022		<0.01	<0.01	0.025	0.005 (J)				<0.01
7/27/2022	<0.01	<0.01	<0.01	0.028					<0.01
7/28/2022					0.0042 (J)				
8/1/2022							0.0071 (J)		
8/2/2022						0.04		0.0027 (J)	
10/21/2022								<0.01 (R)	

Time Series

Constituent: Molybdenum (mg/L) Analysis Run 11/18/2022 2:57 AM View: Constituents View

Plant Bowen Client: Southern Company Data: Bowen AP-1

	BGWC-30
6/7/2016	
6/8/2016	
6/9/2016	
8/11/2016	
8/12/2016	
8/15/2016	
8/18/2016	
10/7/2016	
10/10/2016	
12/6/2016	
12/7/2016	
12/8/2016	
1/23/2017	0.0125
2/7/2017	0.0163
2/16/2017	
2/17/2017	
2/20/2017	
3/27/2017	0.0157
4/17/2017	0.0178
4/19/2017	
4/20/2017	
5/22/2017	0.0208
5/30/2017	
6/1/2017	
6/5/2017	0.0191
7/11/2017	0.0218
7/14/2017	
7/17/2017	
7/18/2017	
7/19/2017	
8/23/2017	0.0218
3/26/2018	0.014
3/27/2018	
3/28/2018	
3/29/2018	
6/13/2018	
6/14/2018	
6/15/2018	0.012
10/17/2018	
10/18/2018	
10/19/2018	
10/22/2018	0.01
2/27/2019	
3/1/2019	0.011
4/2/2019	0.01
4/3/2019	
4/4/2019	
5/2/2019	
9/26/2019	
9/27/2019	0.0036 (J)
9/30/2019	
2/24/2020	

Time Series

Constituent: Molybdenum (mg/L) Analysis Run 11/18/2022 2:57 AM View: Constituents View

Plant Bowen Client: Southern Company Data: Bowen AP-1

	BGWC-30
2/25/2020	
2/26/2020	0.0023 (J)
3/19/2020	
3/20/2020	
3/23/2020	0.0037 (J)
3/24/2020	
3/25/2020	
9/24/2020	
9/25/2020	0.0027 (J)
9/28/2020	
2/18/2021	
2/19/2021	
2/23/2021	
3/8/2021	0.0031 (J)
3/24/2021	
3/25/2021	0.0017 (J)
3/26/2021	
3/29/2021	
7/19/2021	
7/20/2021	0.0018 (J)
8/19/2021	0.0032 (J)
8/20/2021	
8/23/2021	
11/1/2021	0.0032 (J)
2/11/2022	
2/14/2022	0.0048 (J)
2/15/2022	
2/16/2022	
7/27/2022	
7/28/2022	
8/1/2022	0.0047 (J)
8/2/2022	
10/21/2022	

Time Series

Constituent: Molybdenum (mg/L) Analysis Run 11/18/2022 2:57 AM View: Constituents View

Plant Bowen Client: Southern Company Data: Bowen AP-1

	BGWC-31	BGWC-32	BGWC-34D	BGWC-35D	BGWC-36D	BGWC-37D	BGWC-38D	BGWC-39	BGWC-40
10/17/2018					0.017				
10/18/2018	<0.01								
10/19/2018			0.0021 (J)						
10/22/2018		0.0038 (J)		0.033					
11/29/2018				0.03					
1/14/2019					0.013				
4/2/2019					0.011				
4/4/2019	0.00033 (J)		0.0011 (J)	0.03					
4/5/2019		0.0035 (J)							
5/2/2019							0.11		
5/3/2019		0.0048 (J)				0.04			
9/24/2019	<0.01		<0.01						
9/26/2019		0.003 (J)		0.033					
9/27/2019					0.013				
2/25/2020				0.026		0.012			
2/26/2020	<0.01				0.0032 (J)				
2/27/2020		0.0032 (J)	0.001 (J)				0.11	0.0039 (J)	
2/28/2020									0.0014 (J)
3/23/2020	<0.01				0.0058 (J)				
3/24/2020		0.0031 (J)	0.001 (J)			0.01	0.12	0.0026 (J)	
3/25/2020				0.022					0.0012 (J)
5/4/2020									
9/2/2020							0.1		
9/25/2020		0.003 (J)		0.024		0.0088 (J)			
9/28/2020	<0.01		0.00078 (J)		0.0084 (J)				
9/29/2020								0.01	0.00069 (J)
2/19/2021			0.0009 (J)						
2/22/2021	<0.01			0.035		0.012		0.0076 (J)	<0.01
2/23/2021		0.0032 (J)							
3/8/2021					0.0083 (J)				
3/9/2021							0.13		
3/25/2021					0.013				
3/26/2021				0.036		0.017			
3/29/2021	<0.01						0.13		
3/30/2021		0.0037 (J)	0.0011 (J)						<0.01
3/31/2021								0.0062 (J)	
8/19/2021							0.076		
8/20/2021	<0.01			0.04		0.016			
8/23/2021					0.014				
8/24/2021			0.00098 (J)					0.0076 (J)	<0.01
8/25/2021		0.0038 (J)							
11/1/2021							0.081		
2/14/2022					0.012		0.097		
2/15/2022									
2/16/2022	<0.01	0.0038 (J)	0.00094 (J)					0.0052 (J)	<0.01
2/17/2022				0.039		0.016			
7/28/2022	<0.01		0.0011 (J)	0.036		0.0082 (J)			<0.01
7/29/2022		0.0036 (J)			0.0095 (J)				
8/2/2022							0.093	0.0062 (J)	

Time Series

Constituent: Molybdenum (mg/L) Analysis Run 11/18/2022 2:57 AM View: Constituents View

Plant Bowen Client: Southern Company Data: Bowen AP-1

	BGWC-41D
10/17/2018	
10/18/2018	
10/19/2018	
10/22/2018	
11/29/2018	
1/14/2019	
4/2/2019	
4/4/2019	
4/5/2019	
5/2/2019	
5/3/2019	
9/24/2019	
9/26/2019	
9/27/2019	
2/25/2020	
2/26/2020	
2/27/2020	
2/28/2020	
3/23/2020	
3/24/2020	
3/25/2020	
5/4/2020	<0.01
9/2/2020	0.015
9/25/2020	
9/28/2020	
9/29/2020	
2/19/2021	
2/22/2021	0.013
2/23/2021	
3/8/2021	
3/9/2021	
3/25/2021	
3/26/2021	
3/29/2021	
3/30/2021	
3/31/2021	0.011
8/19/2021	
8/20/2021	
8/23/2021	
8/24/2021	0.011
8/25/2021	
11/1/2021	
2/14/2022	
2/15/2022	0.0087 (J)
2/16/2022	
2/17/2022	
7/28/2022	
7/29/2022	0.008 (J)
8/2/2022	

Time Series

Constituent: Molybdenum (mg/L) Analysis Run 11/18/2022 2:57 AM View: Constituents View

Plant Bowen Client: Southern Company Data: Bowen AP-1

	BGWC-42D	BGWC-43D	BGWC-44D	BGWC-49D	BGWC-50D	BGWC-51	BGWC-52	BGWC-7	BGWC-8
6/6/2016									
6/7/2016									0.00063 (J)
6/8/2016								0.0088 (J)	
8/10/2016									0.0039 (J)
8/11/2016								0.01	
10/4/2016									0.0052 (J)
10/5/2016									
10/6/2016								0.0117	
12/2/2016									<0.01
12/5/2016									
12/6/2016								0.0102	
2/14/2017									0.0044 (J)
2/15/2017								0.0018 (J)	
4/14/2017									0.0013 (J)
4/17/2017									
4/18/2017								0.0103	
5/26/2017									0.0024 (J)
6/2/2017								0.0129	
7/10/2017									0.0013 (J)
7/11/2017									
7/14/2017								0.0129	
3/26/2018									<0.01
3/27/2018								0.01	
6/12/2018									0.0026 (J)
6/13/2018								0.013	
10/16/2018									0.0041 (J)
10/17/2018									
10/18/2018								0.01 (J)	
2/25/2019									<0.01
2/28/2019								0.016	
4/1/2019									0.00054 (J)
4/2/2019								0.011	
9/24/2019								0.01 (J)	0.0016 (J)
2/19/2020									0.0018 (J)
2/20/2020									
2/21/2020								0.011	
3/18/2020									<0.01
3/19/2020								0.011	
5/4/2020		0.14	<0.01						
5/11/2020	0.02								
5/20/2020	0.021	0.16							
9/3/2020	0.018	0.11	0.0055 (J)						
9/23/2020									<0.01
9/24/2020									
9/25/2020								0.0099 (J)	
1/28/2021						<0.01	0.0038 (J)		
2/16/2021									0.0011 (J)
2/17/2021									
2/18/2021			0.0062 (J)					0.0098 (J)	
2/22/2021	0.0052 (J)								
2/23/2021						<0.01	0.0039 (J)		
3/8/2021		0.2							

Time Series

Constituent: Molybdenum (mg/L) Analysis Run 11/18/2022 2:57 AM View: Constituents View

Plant Bowen Client: Southern Company Data: Bowen AP-1

	BGWC-42D	BGWC-43D	BGWC-44D	BGWC-49D	BGWC-50D	BGWC-51	BGWC-52	BGWC-7	BGWC-8
3/24/2021									<0.01
3/29/2021		0.21							
3/30/2021						0.0027 (J)	0.0035 (J)	0.011	
3/31/2021			0.0023 (J)						
4/1/2021	0.0059 (J)								
4/19/2021				0.0067 (J)	0.0043 (J)				
7/20/2021		0.24							
8/18/2021			0.0041 (J)		0.0021 (J)				0.0019 (J)
8/19/2021								0.0094 (J)	
8/20/2021	0.013								
8/23/2021		0.21				<0.01	0.0038 (J)		
8/24/2021				0.0049 (J)					
2/9/2022			0.0011 (J)		0.0032 (J)				
2/10/2022									0.00081 (J)
2/11/2022								0.0088 (J)	
2/14/2022						<0.01	0.0041 (J)		
2/15/2022		0.15							
2/17/2022	0.0055 (J)			0.0056 (J)					
7/26/2022			0.012		0.0029 (J)				0.00096 (J)
7/28/2022	0.0092 (J)						0.0053 (J)	0.009 (J)	
8/1/2022		0.16		0.0066 (J)		<0.01			

Time Series

Constituent: Molybdenum (mg/L) Analysis Run 11/18/2022 2:57 AM View: Constituents View

Plant Bowen Client: Southern Company Data: Bowen AP-1

	BGWC-9
6/6/2016	0.0028 (J)
6/7/2016	
6/8/2016	
8/10/2016	
8/11/2016	0.003 (J)
10/4/2016	
10/5/2016	0.0032 (J)
10/6/2016	
12/2/2016	
12/5/2016	0.0033 (J)
12/6/2016	
2/14/2017	
2/15/2017	0.0027 (J)
4/14/2017	
4/17/2017	0.0025 (J)
4/18/2017	
5/26/2017	0.0029 (J)
6/2/2017	
7/10/2017	
7/11/2017	0.0029 (J)
7/14/2017	
3/26/2018	
3/27/2018	0.0031 (J)
6/12/2018	0.0043 (J)
6/13/2018	
10/16/2018	
10/17/2018	0.0038 (J)
10/18/2018	
2/25/2019	
2/28/2019	
4/1/2019	0.0027 (J)
4/2/2019	
9/24/2019	0.0041 (J)
2/19/2020	
2/20/2020	0.002 (J)
2/21/2020	
3/18/2020	
3/19/2020	0.0024 (J)
5/4/2020	
5/11/2020	
5/20/2020	
9/3/2020	
9/23/2020	
9/24/2020	0.0034 (J)
9/25/2020	
1/28/2021	
2/16/2021	
2/17/2021	0.0033 (J)
2/18/2021	
2/22/2021	
2/23/2021	
3/8/2021	

Time Series

Constituent: Molybdenum (mg/L) Analysis Run 11/18/2022 2:57 AM View: Constituents View

Plant Bowen Client: Southern Company Data: Bowen AP-1

	BGWC-9
3/24/2021	0.0027 (J)
3/29/2021	
3/30/2021	
3/31/2021	
4/1/2021	
4/19/2021	
7/20/2021	
8/18/2021	0.0028 (J)
8/19/2021	
8/20/2021	
8/23/2021	
8/24/2021	
2/9/2022	
2/10/2022	0.0026 (J)
2/11/2022	
2/14/2022	
2/15/2022	
2/17/2022	
7/26/2022	0.0029 (J)
7/28/2022	
8/1/2022	

Time Series

Constituent: pH (s.u.) Analysis Run 11/18/2022 2:57 AM View: Constituents View

Plant Bowen Client: Southern Company Data: Bowen AP-1

	BGWA-2 (bg)	BGWA-29 (bg)	BGWA-33 (bg)	BGWA-47D (bg)	BGWA-48D (bg)	BGWA-6	BGWC-10	BGWC-12	BGWC-14A
6/6/2016	7.69					7.3			
6/7/2016							7.49	7.56	
8/9/2016	7.72								
8/10/2016						7.41			
8/11/2016									
8/12/2016								7.47	
8/15/2016							7.51		
8/22/2016		7.91							
10/3/2016	7.74								
10/4/2016		7.81				7.26			
10/6/2016							7.58	7.26	
10/7/2016									
11/29/2016	7.74								
12/1/2016		8.06				7.36			
12/5/2016								7.58	
12/6/2016							7.44		
1/10/2017		7.97							
2/13/2017	7.63								
2/14/2017		7.89				7.36			
2/15/2017								7.32	
2/16/2017							7.21		
4/13/2017	7.57					7.12			
4/14/2017		7.86							
4/18/2017							7.39	7.31	
5/25/2017	7.84	8.11				7.41			
5/30/2017									
6/2/2017							7.38	7.36	
7/7/2017	7.82					7.5			
7/10/2017		8.12							
7/12/2017							7.37		
7/13/2017								7.24	
7/14/2017									
10/9/2017	7.8					7.43			
10/10/2017		8.13						7.46	
10/11/2017							7.37		
3/26/2018	7.74	7.98							
3/27/2018							7.51		
3/28/2018								7.22	
6/12/2018	7.88	8.09							
6/14/2018							7.48	7.35	
10/16/2018	7.73	7.64				7.36			
10/17/2018								7.4	
10/18/2018							7.2		
2/25/2019	7.78								
2/27/2019		8							
2/28/2019							7.55	7.28	
4/1/2019	7.7	7.85						7.23	
4/2/2019			7.67			7.24	7.54		
5/2/2019	7.71								
9/23/2019	7.58	7.98							
9/25/2019							7.37	7.1	
9/26/2019									

Time Series

Constituent: pH (s.u.) Analysis Run 11/18/2022 2:57 AM View: Constituents View

Plant Bowen Client: Southern Company Data: Bowen AP-1

	BGWA-2 (bg)	BGWA-29 (bg)	BGWA-33 (bg)	BGWA-47D (bg)	BGWA-48D (bg)	BGWA-6	BGWC-10	BGWC-12	BGWC-14A
9/27/2019			7.75			7.28			
2/18/2020	7.67					7.27			
2/19/2020		8.01							
2/20/2020							7.46		
2/21/2020			7.54						
2/24/2020								7.28	
3/18/2020	7.65	8.12							
3/19/2020						7.2		7.18	
3/20/2020			7.53						
3/23/2020							7.51		
5/22/2020				7.15					7.2
5/25/2020					7.45				
6/23/2020				7 (D)	7.46 (D)				7.41 (D)
7/28/2020				6.98	7.79				6.98
9/2/2020				6.95					6.97
9/3/2020					7.35				
9/23/2020	7.32	8.08				7.36			
9/24/2020							7.54		
9/25/2020			7.62					7.1	
9/28/2020			7.02						
10/1/2020				6.94	7.41				7.08
11/10/2020				6.89	7.17				7
12/15/2020				7.04	7.37				7.02
1/20/2021				6.83	7.31				7.12
2/16/2021	7.75	8							
2/17/2021				6.89	7.21				
2/18/2021						7.34	7.54		7.14
2/19/2021			7.73					7	
3/23/2021		8							
3/24/2021								7.04	7.04
3/25/2021				6.94	7.22				
3/26/2021	7.63								
3/30/2021							7.41		
3/31/2021						7.17			
4/1/2021			7.75						
8/16/2021	7.46	7.6		6.8	7.13	7.07			
8/18/2021							7.34	7.09	6.86
8/25/2021			7.52						
2/9/2022	7.36			6.86	7.16	7.16			7.01
2/10/2022		8.09							
2/11/2022							7.58	7.18	
2/16/2022			7.2						
7/26/2022	7.45	7.92		6.75	7.37	7.34			6.78
7/27/2022								6.85	
7/28/2022							7.63		
8/3/2022			6.89						

Time Series

Constituent: pH (s.u.) Analysis Run 11/18/2022 2:57 AM View: Constituents View

Plant Bowen Client: Southern Company Data: Bowen AP-1

	BGWC-16
6/6/2016	
6/7/2016	6.99
8/9/2016	
8/10/2016	
8/11/2016	6.93
8/12/2016	
8/15/2016	
8/22/2016	
10/3/2016	
10/4/2016	
10/6/2016	
10/7/2016	6.79
11/29/2016	
12/1/2016	
12/5/2016	
12/6/2016	6.95
1/10/2017	
2/13/2017	
2/14/2017	
2/15/2017	
2/16/2017	6.8
4/13/2017	
4/14/2017	
4/18/2017	6.9
5/25/2017	
5/30/2017	6.99
6/2/2017	
7/7/2017	
7/10/2017	
7/12/2017	
7/13/2017	
7/14/2017	6.93
10/9/2017	
10/10/2017	
10/11/2017	6.78
3/26/2018	
3/27/2018	6.81
3/28/2018	
6/12/2018	7.01
6/14/2018	
10/16/2018	
10/17/2018	
10/18/2018	6.7
2/25/2019	6.74
2/27/2019	
2/28/2019	
4/1/2019	
4/2/2019	6.75
5/2/2019	
9/23/2019	
9/25/2019	
9/26/2019	6.7

Time Series

Constituent: pH (s.u.) Analysis Run 11/18/2022 2:57 AM View: Constituents View

Plant Bowen Client: Southern Company Data: Bowen AP-1

	BGWC-16
9/27/2019	
2/18/2020	
2/19/2020	
2/20/2020	6.48
2/21/2020	
2/24/2020	
3/18/2020	
3/19/2020	6.6
3/20/2020	
3/23/2020	
5/22/2020	
5/25/2020	
6/23/2020	
7/28/2020	
9/2/2020	
9/3/2020	
9/23/2020	
9/24/2020	6.66
9/25/2020	
9/28/2020	
10/1/2020	
11/10/2020	
12/15/2020	
1/20/2021	
2/16/2021	
2/17/2021	
2/18/2021	6.66
2/19/2021	
3/23/2021	
3/24/2021	6.7
3/25/2021	
3/26/2021	
3/30/2021	
3/31/2021	
4/1/2021	
8/16/2021	
8/18/2021	6.66
8/25/2021	
2/9/2022	
2/10/2022	
2/11/2022	6.57
2/16/2022	
7/26/2022	
7/27/2022	6.49
7/28/2022	
8/3/2022	

Time Series

Constituent: pH (s.u.) Analysis Run 11/18/2022 2:57 AM View: Constituents View

Plant Bowen Client: Southern Company Data: Bowen AP-1

	BGWC-17	BGWC-18	BGWC-19	BGWC-20	BGWC-21	BGWC-22	BGWC-23	BGWC-24	BGWC-25
6/7/2016	7.41								
6/8/2016		6.93	6.58	7.45	7.88	7.1			7.95
6/9/2016							7.3	6.83	
8/11/2016	7.39								
8/12/2016		6.98	6.59	7.18					
8/15/2016									7.66
8/18/2016					7.86	7.1	7.27	6.88	
10/7/2016	7.33	6.91	6.77						
10/10/2016				6.66	7.96	6.77	7.35	6.95	7.26
12/6/2016	7.4	7.06							
12/7/2016			6.63	7.46			7.23	6.91	
12/8/2016					7.82	6.94			7.55
1/23/2017									
2/7/2017									
2/16/2017	7.21	6.62	6.55						
2/17/2017				7.17	7.56	7.02			
2/20/2017							7.17	6.71	7.45
3/27/2017									
4/17/2017									
4/19/2017	7.06	6.75	6.5	7.01	7.42		7.22	6.76	
4/20/2017						6.95			7.58
5/22/2017									
5/30/2017	7.51								
6/1/2017		6.18	6.27	7.18	7.61				7.65
6/5/2017						7.07	7.31	6.87	
7/11/2017									
7/14/2017	7.39	6.68	6.56						
7/17/2017							7.3	6.65	7.73
7/18/2017				7.2	7.77				
7/19/2017						6.97			
8/23/2017									
10/10/2017									
10/11/2017	7.3	7	6.56	7.1			7.05	6.6	7.5
10/12/2017					7.65	6.95			
3/26/2018									
3/27/2018	7.28	6.41	6.52						
3/28/2018				7.19	7.69				7.39
3/29/2018						6.96	7.06	6.7	
6/13/2018				7.24			7.19	6.58	
6/14/2018	7.22	6.61			7.7	6.92			7.35
6/15/2018			6.5						
10/17/2018	7.37								
10/18/2018		6.67							
10/19/2018			6.38		7.57				
10/22/2018				6.93		6.81	7.11	6.61	7.25
2/27/2019	7.38	6.58		7.26					
3/1/2019			6.7			6.9	7.16	6.57	7.5
4/2/2019	7.22	6.48							
4/3/2019			6.58	7.14	7.69	6.77	7	6.57	
4/4/2019									7.38
5/2/2019						6.92			
9/26/2019	7.32	6.99	6.55	7.1					

Time Series

Constituent: pH (s.u.) Analysis Run 11/18/2022 2:57 AM View: Constituents View

Plant Bowen Client: Southern Company Data: Bowen AP-1

	BGWC-17	BGWC-18	BGWC-19	BGWC-20	BGWC-21	BGWC-22	BGWC-23	BGWC-24	BGWC-25
9/27/2019						6.79	7.02		
9/30/2019					7.7			6.58	7.36
2/24/2020	7.16	6.77	6.54	7.17					
2/25/2020						6.72	7.05		
2/26/2020					7.55			6.6	7.3
3/19/2020	7.14								
3/20/2020		6.35	6.56		7.69	6.75			
3/23/2020				7.14			6.93		
3/24/2020									7.36
3/25/2020								6.58	
9/24/2020	7.2	7.05			7.78	6.82	7.09		
9/25/2020								6.56	
9/28/2020			6.45	7.26					7.35
2/18/2021	7.33	6.48	6.66	7.35					
2/19/2021					7.64	6.9	7.05	6.66	
2/23/2021									7.44
3/8/2021									
3/24/2021	7.27	6.48							
3/25/2021									
3/26/2021			6.61				6.91	6.54	7.36
3/29/2021				7.24	7.75	6.71			
7/19/2021						6.67	6.98	6.53	
7/20/2021									
8/19/2021	6.94	6.15							7.15
8/20/2021			6.33	7.07	7.8				
8/23/2021						6.59	6.73	6.44	
11/1/2021						6.8	6.94	6.75	
2/11/2022	7.27								
2/14/2022							7.15		
2/15/2022						6.89		6.66	
2/16/2022		6.37	6.57	7.31	7.9				7.3
7/27/2022	7.29	7.02	6.55	7.18					7.22
7/28/2022					7.85				
8/1/2022							7		
8/2/2022						6.73		6.73	
10/21/2022								6.3	

Time Series

Constituent: pH (s.u.) Analysis Run 11/18/2022 2:57 AM View: Constituents View

Plant Bowen Client: Southern Company Data: Bowen AP-1

	BGWC-30
6/7/2016	
6/8/2016	
6/9/2016	
8/11/2016	
8/12/2016	
8/15/2016	
8/18/2016	
10/7/2016	
10/10/2016	
12/6/2016	
12/7/2016	
12/8/2016	
1/23/2017	7.39
2/7/2017	7.35
2/16/2017	
2/17/2017	
2/20/2017	
3/27/2017	7.46
4/17/2017	7.19
4/19/2017	
4/20/2017	
5/22/2017	7.4
5/30/2017	
6/1/2017	
6/5/2017	7.69
7/11/2017	7.29
7/14/2017	
7/17/2017	
7/18/2017	
7/19/2017	
8/23/2017	7.37
10/10/2017	7.34
10/11/2017	
10/12/2017	
3/26/2018	7.33
3/27/2018	
3/28/2018	
3/29/2018	
6/13/2018	
6/14/2018	
6/15/2018	7.35
10/17/2018	
10/18/2018	
10/19/2018	
10/22/2018	7.35
2/27/2019	
3/1/2019	7.32
4/2/2019	7.22
4/3/2019	
4/4/2019	
5/2/2019	
9/26/2019	

Time Series

Constituent: pH (s.u.) Analysis Run 11/18/2022 2:57 AM View: Constituents View

Plant Bowen Client: Southern Company Data: Bowen AP-1

	BGWC-30
9/27/2019	
9/30/2019	7.2
2/24/2020	
2/25/2020	
2/26/2020	7.28
3/19/2020	
3/20/2020	
3/23/2020	7.28
3/24/2020	
3/25/2020	
9/24/2020	
9/25/2020	7.34
9/28/2020	
2/18/2021	
2/19/2021	
2/23/2021	
3/8/2021	7.44
3/24/2021	
3/25/2021	7.21
3/26/2021	
3/29/2021	
7/19/2021	
7/20/2021	7.28
8/19/2021	7.2
8/20/2021	
8/23/2021	
11/1/2021	7.3
2/11/2022	
2/14/2022	7.29
2/15/2022	
2/16/2022	
7/27/2022	
7/28/2022	
8/1/2022	7.21
8/2/2022	
10/21/2022	

Time Series

Constituent: pH (s.u.) Analysis Run 11/18/2022 2:57 AM View: Constituents View

Plant Bowen Client: Southern Company Data: Bowen AP-1

	BGWC-31	BGWC-32	BGWC-34D	BGWC-35D	BGWC-36D	BGWC-37D	BGWC-38D	BGWC-39	BGWC-40
10/17/2018					7.44				
10/18/2018	7.16								
10/19/2018			7.42						
10/22/2018		7.22		7.15					
3/4/2019			7.36						
4/2/2019					6.48				
4/4/2019	7.19	7.28	7.32	7.2					
5/2/2019							7.32		
5/3/2019		7.18				7.51			
9/24/2019	7.29		7.32						
9/26/2019		7.31		7.09					
9/27/2019					7.09				
11/15/2019		7.19							
2/25/2020				7.06		7.21			
2/26/2020	7.09				6.33				
2/27/2020		7.14	7.02				6.49	6.78	
2/28/2020									7.31
3/23/2020	6.72				6.56				
3/24/2020		7.23	7.14			7.29	6.66	6.67	
3/25/2020				7.03					7.27
5/4/2020									
9/2/2020							6.49		
9/25/2020		6.82		7.03		7.25			
9/28/2020	7.32		7.24		7.29				
9/29/2020								6.73	7.15
2/19/2021			7.26						
2/22/2021	7.21			7.16		7.49		6.87	7.08
2/23/2021		7.08							
3/8/2021					7.12				
3/9/2021							6.97		
3/25/2021					7.27				
3/26/2021				7.02		7.14			
3/29/2021	6.97						7.02		
3/30/2021		7.07	7.19						7.04
3/31/2021								6.8	
8/19/2021							6.42		
8/20/2021	7.32			6.86		6.98			
8/23/2021					7.34				
8/24/2021			7.2					6.85	7.03
8/25/2021		6.93							
11/1/2021							6.55		
2/14/2022					7.23		6.33		
2/15/2022									
2/16/2022	7.4	7.14	7.27					6.83	7.24
2/17/2022				7.02		7.46			
7/28/2022	7.19		6.96	6.98		7.34			7.03
7/29/2022		7.15			7.19				
8/2/2022							6.17	6.42	

Time Series

Constituent: pH (s.u.) Analysis Run 11/18/2022 2:57 AM View: Constituents View

Plant Bowen Client: Southern Company Data: Bowen AP-1

	BGWC-41D
10/17/2018	
10/18/2018	
10/19/2018	
10/22/2018	
3/4/2019	
4/2/2019	
4/4/2019	
5/2/2019	
5/3/2019	
9/24/2019	
9/26/2019	
9/27/2019	
11/15/2019	
2/25/2020	
2/26/2020	
2/27/2020	
2/28/2020	
3/23/2020	
3/24/2020	
3/25/2020	
5/4/2020	7.46
9/2/2020	7.45
9/25/2020	
9/28/2020	
9/29/2020	
2/19/2021	
2/22/2021	7.48
2/23/2021	
3/8/2021	
3/9/2021	
3/25/2021	
3/26/2021	
3/29/2021	
3/30/2021	
3/31/2021	7.44
8/19/2021	
8/20/2021	
8/23/2021	
8/24/2021	7.11
8/25/2021	
11/1/2021	
2/14/2022	
2/15/2022	7.2
2/16/2022	
2/17/2022	
7/28/2022	
7/29/2022	7.07
8/2/2022	

Time Series

Constituent: pH (s.u.) Analysis Run 11/18/2022 2:57 AM View: Constituents View

Plant Bowen Client: Southern Company Data: Bowen AP-1

	BGWC-42D	BGWC-43D	BGWC-44D	BGWC-49D	BGWC-50D	BGWC-51	BGWC-52	BGWC-7	BGWC-8
6/6/2016									
6/7/2016									7.55
6/8/2016								7	
8/10/2016								7.02	7.66
8/11/2016									
10/5/2016								6.96	7.37
12/2/2016									7.67
12/5/2016								7.16	
2/14/2017									7.54
2/15/2017								7.05	
4/14/2017									7.63
4/17/2017								7.17	
5/26/2017									7.76
6/1/2017								7.17	
7/10/2017									7.7
7/11/2017									
7/13/2017								7.11	
10/10/2017									7.72
10/11/2017								7.19	
3/26/2018								7	7.71
3/27/2018									
6/12/2018								7	7.71
10/16/2018									7.74
10/17/2018									
10/18/2018								6.84	
2/25/2019									7.75
2/27/2019								7.05	
4/1/2019								6.99	7.57
9/24/2019								6.92	7.53
2/19/2020									7.68
2/20/2020									
2/21/2020								7.12	
3/18/2020									7.73
3/19/2020								7.1	
5/4/2020		7.27	7.61						
5/11/2020	7.61								
5/20/2020	7.63	7.2							
9/3/2020	7.37	7.21	7.6						
9/23/2020									7.67
9/24/2020									
9/25/2020								7.01	
1/28/2021						6.81	7.01		
2/16/2021									7.69
2/17/2021									
2/18/2021			7.64					6.88	
2/22/2021	7.5								
2/23/2021						6.71	6.95		
3/8/2021		7.08							
3/24/2021									7.66
3/29/2021		7.02							
3/30/2021						6.64	6.82	7.05	
3/31/2021			7.4						

Time Series

Constituent: pH (s.u.) Analysis Run 11/18/2022 2:57 AM View: Constituents View

Plant Bowen Client: Southern Company Data: Bowen AP-1

	BGWC-42D	BGWC-43D	BGWC-44D	BGWC-49D	BGWC-50D	BGWC-51	BGWC-52	BGWC-7	BGWC-8
4/1/2021	7.44								
4/19/2021				7.45	7.54				
7/20/2021		6.79							
8/18/2021			7.48		7.17				7.7
8/19/2021								6.89	
8/20/2021	7.3								
8/23/2021		7.05				6.61	6.84		
8/24/2021				7.33					
2/9/2022			7.61		7.6				
2/10/2022									7.59
2/11/2022								7.05	
2/14/2022						7.11	7.57		
2/15/2022		7.28							
2/17/2022	7.3			7.57					
7/26/2022			7.59		7.55				7.63
7/28/2022	7.31						7.62	6.96	
8/1/2022		7.16		7.3		6.96			

Time Series

Constituent: pH (s.u.) Analysis Run 11/18/2022 2:57 AM View: Constituents View

Plant Bowen Client: Southern Company Data: Bowen AP-1

	BGWC-9
6/6/2016	7.46
6/7/2016	
6/8/2016	
8/10/2016	
8/11/2016	7.51
10/5/2016	7.37
12/2/2016	
12/5/2016	7.42
2/14/2017	
2/15/2017	7.32
4/14/2017	
4/17/2017	7.23
5/26/2017	7.29
6/1/2017	
7/10/2017	
7/11/2017	7.34
7/13/2017	
10/10/2017	7.28
10/11/2017	
3/26/2018	
3/27/2018	7.38
6/12/2018	7.51
10/16/2018	
10/17/2018	7.34
10/18/2018	
2/25/2019	
2/27/2019	
4/1/2019	7.03
9/24/2019	7.14
2/19/2020	
2/20/2020	7.37
2/21/2020	
3/18/2020	
3/19/2020	7.35
5/4/2020	
5/11/2020	
5/20/2020	
9/3/2020	
9/23/2020	
9/24/2020	7.34
9/25/2020	
1/28/2021	
2/16/2021	
2/17/2021	7.43
2/18/2021	
2/22/2021	
2/23/2021	
3/8/2021	
3/24/2021	7.26
3/29/2021	
3/30/2021	
3/31/2021	

Time Series

Constituent: pH (s.u.) Analysis Run 11/18/2022 2:57 AM View: Constituents View

Plant Bowen Client: Southern Company Data: Bowen AP-1

	BGWC-9
4/1/2021	
4/19/2021	
7/20/2021	
8/18/2021	7.49
8/19/2021	
8/20/2021	
8/23/2021	
8/24/2021	
2/9/2022	
2/10/2022	7.28
2/11/2022	
2/14/2022	
2/15/2022	
2/17/2022	
7/26/2022	7.33
7/28/2022	
8/1/2022	

Time Series

Constituent: Selenium (mg/L) Analysis Run 11/18/2022 2:57 AM View: Constituents View

Plant Bowen Client: Southern Company Data: Bowen AP-1

	BGWA-2 (bg)	BGWA-29 (bg)	BGWA-33 (bg)	BGWA-47D (bg)	BGWA-48D (bg)	BGWA-6	BGWC-10	BGWC-12	BGWC-14A
6/6/2016	<0.005					<0.005			
6/7/2016							<0.005	<0.005	
8/9/2016	<0.005								
8/10/2016						<0.005			
8/11/2016									
8/12/2016								<0.005	
8/16/2016							<0.005		
8/22/2016		<0.005							
10/3/2016	<0.005								
10/4/2016		<0.005				<0.005			
10/6/2016								<0.005	
10/7/2016							<0.005		
11/29/2016	<0.005								
12/1/2016		<0.005				<0.005			
12/5/2016								<0.005	
12/6/2016							<0.005		
1/10/2017		<0.005							
2/13/2017	<0.005								
2/14/2017		<0.005				<0.005			
2/15/2017								<0.005	
2/16/2017							<0.005		
4/13/2017	<0.005					<0.005			
4/14/2017		<0.005							
4/18/2017							<0.005	<0.005	
5/25/2017	<0.005	<0.005				<0.005			
5/30/2017									
6/2/2017							<0.005	<0.005	
7/7/2017	<0.005					<0.005			
7/10/2017		<0.005							
7/12/2017							<0.005		
7/13/2017								<0.005	
7/14/2017									
3/26/2018	<0.005	<0.005							
3/27/2018							<0.005		
3/28/2018								<0.005	
2/25/2019	<0.005								
2/27/2019		<0.005							
2/28/2019							<0.005	<0.005	
4/1/2019	0.00011 (J)	<0.005						0.0004 (J)	
4/2/2019						0.00031 (J)	<0.005		
4/3/2019			0.00013 (J)						
9/23/2019	<0.005	<0.005				<0.005			
9/25/2019							<0.005	<0.005	
9/26/2019									
9/27/2019			<0.005						
2/18/2020	<0.005					<0.005			
2/19/2020		<0.005							
2/20/2020							<0.005		
2/21/2020			<0.005						
2/24/2020								<0.005	
3/18/2020	<0.005	<0.005							
3/19/2020						<0.005		<0.005	

Time Series

Constituent: Selenium (mg/L) Analysis Run 11/18/2022 2:57 AM View: Constituents View

Plant Bowen Client: Southern Company Data: Bowen AP-1

	BGWA-2 (bg)	BGWA-29 (bg)	BGWA-33 (bg)	BGWA-47D (bg)	BGWA-48D (bg)	BGWA-6	BGWC-10	BGWC-12	BGWC-14A
3/20/2020			<0.005						
3/23/2020							<0.005		
5/22/2020				0.0013 (J)					0.0014 (J)
5/25/2020					<0.005				
6/23/2020				<0.005	<0.005				<0.005
7/28/2020				<0.005	<0.005				<0.005
9/2/2020				<0.005					<0.005
9/3/2020					<0.005				
9/23/2020	<0.005	<0.005				<0.005			
9/24/2020							<0.005		
9/25/2020			<0.005					<0.005	
10/1/2020				0.0018 (J)	<0.005				<0.005
11/10/2020				<0.005	<0.005				<0.005
12/15/2020				0.0018	<0.005				<0.005
1/20/2021				<0.005	<0.005				<0.005
2/16/2021	<0.005	<0.005							
2/17/2021				<0.005	<0.005				
2/18/2021						<0.005	<0.005		<0.005
2/19/2021			<0.005					<0.005	
3/23/2021		<0.005							
3/24/2021								<0.005	<0.005
3/25/2021				0.002 (J)	<0.005				
3/26/2021	<0.005								
3/30/2021							<0.005		
3/31/2021						0.0032 (J)			
4/1/2021			0.004 (J)						
8/16/2021	<0.005	<0.005		0.002 (J)	<0.005	<0.005			
8/18/2021							<0.005	<0.005	<0.005
8/25/2021			<0.005						
2/9/2022	<0.005			0.0021 (J)	<0.005	<0.005			<0.005
2/10/2022		<0.005							
2/11/2022							<0.005	<0.005	
2/16/2022			<0.005						
7/26/2022	<0.005	<0.005		0.0021 (J)	<0.005	<0.005			<0.005
7/27/2022								<0.005	
7/28/2022							<0.005		
8/3/2022			<0.005						

Time Series

Constituent: Selenium (mg/L) Analysis Run 11/18/2022 2:57 AM View: Constituents View

Plant Bowen Client: Southern Company Data: Bowen AP-1

	BGWC-16
6/6/2016	
6/7/2016	<0.005
8/9/2016	
8/10/2016	
8/11/2016	<0.005
8/12/2016	
8/16/2016	
8/22/2016	
10/3/2016	
10/4/2016	
10/6/2016	
10/7/2016	<0.005
11/29/2016	
12/1/2016	
12/5/2016	
12/6/2016	<0.005
1/10/2017	
2/13/2017	
2/14/2017	
2/15/2017	
2/16/2017	0.0012 (J)
4/13/2017	
4/14/2017	
4/18/2017	<0.005
5/25/2017	
5/30/2017	<0.005
6/2/2017	
7/7/2017	
7/10/2017	
7/12/2017	
7/13/2017	
7/14/2017	<0.005
3/26/2018	
3/27/2018	<0.005
3/28/2018	
2/25/2019	<0.005
2/27/2019	
2/28/2019	
4/1/2019	
4/2/2019	0.0006 (J)
4/3/2019	
9/23/2019	
9/25/2019	
9/26/2019	<0.005
9/27/2019	
2/18/2020	
2/19/2020	
2/20/2020	0.0026 (J)
2/21/2020	
2/24/2020	
3/18/2020	
3/19/2020	0.0019 (J)

Time Series

Constituent: Selenium (mg/L) Analysis Run 11/18/2022 2:57 AM View: Constituents View

Plant Bowen Client: Southern Company Data: Bowen AP-1

	BGWC-16
3/20/2020	
3/23/2020	
5/22/2020	
5/25/2020	
6/23/2020	
7/28/2020	
9/2/2020	
9/3/2020	
9/23/2020	
9/24/2020	0.003 (J)
9/25/2020	
10/1/2020	
11/10/2020	
12/15/2020	
1/20/2021	
2/16/2021	
2/17/2021	
2/18/2021	0.0017 (J)
2/19/2021	
3/23/2021	
3/24/2021	0.0017 (J)
3/25/2021	
3/26/2021	
3/30/2021	
3/31/2021	
4/1/2021	
8/16/2021	
8/18/2021	<0.005
8/25/2021	
2/9/2022	
2/10/2022	
2/11/2022	<0.005
2/16/2022	
7/26/2022	
7/27/2022	0.0018 (J)
7/28/2022	
8/3/2022	

Time Series

Constituent: Selenium (mg/L) Analysis Run 11/18/2022 2:57 AM View: Constituents View

Plant Bowen Client: Southern Company Data: Bowen AP-1

	BGWC-17	BGWC-18	BGWC-19	BGWC-20	BGWC-21	BGWC-22	BGWC-23	BGWC-24	BGWC-25
6/7/2016	0.0004 (J)								
6/8/2016		<0.005	0.00043 (J)	<0.005	<0.005	<0.005			<0.005
6/9/2016							<0.005	0.00099 (J)	
8/11/2016	<0.005								
8/12/2016		<0.005	<0.005	<0.005					
8/15/2016									<0.005
8/18/2016					<0.005	<0.005	<0.005	0.0023 (J)	
10/7/2016	<0.005	<0.005	<0.005						
10/10/2016				<0.005	0.001 (J)	<0.005	<0.005	0.004 (J)	<0.005
12/6/2016	<0.005	<0.005							
12/7/2016			<0.005	0.0037 (J)			0.0176	0.0302	
12/8/2016					<0.005	0.012			<0.005
1/23/2017									
2/7/2017									
2/16/2017	<0.005	<0.005	<0.005						
2/17/2017				<0.005	<0.005	<0.005			
2/20/2017							<0.005	0.0044 (J)	<0.005
3/27/2017									
4/17/2017									
4/19/2017	<0.005	<0.005	<0.005	<0.005	<0.005		<0.005	0.0046 (J)	
4/20/2017						<0.005			<0.005
5/22/2017									
5/30/2017	<0.005								
6/1/2017		<0.005	<0.005	<0.005	<0.005				<0.005
6/5/2017						0.0018 (J)	<0.005	0.0033 (J)	
7/11/2017									
7/14/2017	<0.005	<0.005	<0.005						
7/17/2017							<0.005	0.0052 (J)	<0.005
7/18/2017				<0.005	<0.005				
7/19/2017						<0.005			
8/23/2017									
3/26/2018									
3/27/2018	<0.005	<0.005	<0.005						
3/28/2018				<0.005	<0.005				<0.005
3/29/2018						<0.005	<0.005	<0.005	
2/27/2019	<0.005	<0.005		<0.005					
3/1/2019			<0.005			<0.005	<0.005	<0.005	<0.005
4/2/2019	0.00077 (J)	0.001 (J)							
4/3/2019			0.00058 (J)	<0.005	0.00012 (J)	<0.005	<0.005	0.0038 (J)	
4/4/2019									<0.005
9/26/2019	<0.005	<0.005	<0.005	<0.005					
9/27/2019						<0.005	<0.005		
9/30/2019					<0.005			0.0065 (J)	<0.005
2/24/2020	0.0013 (J)	<0.005	0.0013 (J)	<0.005					
2/25/2020						<0.005	0.002 (J)		
2/26/2020					<0.005			0.0077 (J)	<0.005
3/19/2020	0.0022 (J)								
3/20/2020		<0.005	<0.005		<0.005	<0.005			
3/23/2020				<0.005			<0.005		
3/24/2020									<0.005
3/25/2020								0.0067 (J)	
9/24/2020	<0.005	<0.005			<0.005	0.0026 (J)	<0.005		

Time Series

Constituent: Selenium (mg/L) Analysis Run 11/18/2022 2:57 AM View: Constituents View

Plant Bowen Client: Southern Company Data: Bowen AP-1

	BGWC-17	BGWC-18	BGWC-19	BGWC-20	BGWC-21	BGWC-22	BGWC-23	BGWC-24	BGWC-25
9/25/2020								0.01	
9/28/2020			<0.005	<0.005					<0.005
2/18/2021	<0.005	<0.005	<0.005	<0.005					
2/19/2021					<0.005	<0.005	<0.005	0.0065	
2/23/2021									<0.005
3/8/2021									
3/24/2021	<0.005	<0.005							
3/25/2021									
3/26/2021			<0.005				<0.005	<0.005	<0.005
3/29/2021				<0.005	<0.005	<0.005			
8/19/2021	<0.005	<0.005							<0.005
8/20/2021			<0.005	<0.005	<0.005				
8/23/2021						<0.005	<0.005	0.0045 (J)	
2/11/2022	<0.005								
2/14/2022							<0.005		
2/15/2022						<0.005		0.0055	
2/16/2022		<0.005	<0.005	<0.005	<0.005				<0.005
7/27/2022	<0.005	<0.005	<0.005	<0.005					<0.005
7/28/2022					<0.005				
8/1/2022							<0.005		
8/2/2022						<0.005		0.0027 (J)	
10/21/2022								0.0045 (J)	

Time Series

Constituent: Selenium (mg/L) Analysis Run 11/18/2022 2:57 AM View: Constituents View

Plant Bowen Client: Southern Company Data: Bowen AP-1

	BGWC-30
6/7/2016	
6/8/2016	
6/9/2016	
8/11/2016	
8/12/2016	
8/15/2016	
8/18/2016	
10/7/2016	
10/10/2016	
12/6/2016	
12/7/2016	
12/8/2016	
1/23/2017	0.015
2/7/2017	0.0114
2/16/2017	
2/17/2017	
2/20/2017	
3/27/2017	0.0092 (J)
4/17/2017	0.0082 (J)
4/19/2017	
4/20/2017	
5/22/2017	0.0094 (J)
5/30/2017	
6/1/2017	
6/5/2017	0.0118
7/11/2017	0.012
7/14/2017	
7/17/2017	
7/18/2017	
7/19/2017	
8/23/2017	0.0097 (J)
3/26/2018	<0.005
3/27/2018	
3/28/2018	
3/29/2018	
2/27/2019	
3/1/2019	0.01 (J)
4/2/2019	0.0092 (J)
4/3/2019	
4/4/2019	
9/26/2019	
9/27/2019	0.0033 (J)
9/30/2019	
2/24/2020	
2/25/2020	
2/26/2020	<0.005
3/19/2020	
3/20/2020	
3/23/2020	0.0041 (J)
3/24/2020	
3/25/2020	
9/24/2020	

Time Series

Constituent: Selenium (mg/L) Analysis Run 11/18/2022 2:57 AM View: Constituents View

Plant Bowen Client: Southern Company Data: Bowen AP-1

	BGWC-30
9/25/2020	0.0035 (J)
9/28/2020	
2/18/2021	
2/19/2021	
2/23/2021	
3/8/2021	0.0048 (J)
3/24/2021	
3/25/2021	0.0021 (J)
3/26/2021	
3/29/2021	
8/19/2021	0.0052
8/20/2021	
8/23/2021	
2/11/2022	
2/14/2022	0.0084
2/15/2022	
2/16/2022	
7/27/2022	
7/28/2022	
8/1/2022	0.0074
8/2/2022	
10/21/2022	

Time Series

Constituent: Selenium (mg/L) Analysis Run 11/18/2022 2:57 AM View: Constituents View

Plant Bowen Client: Southern Company Data: Bowen AP-1

	BGWC-31	BGWC-32	BGWC-34D	BGWC-35D	BGWC-36D	BGWC-37D	BGWC-38D	BGWC-39	BGWC-40
4/2/2019					0.014				
4/4/2019	8E-05 (J)		0.0001 (J)	<0.005					
4/5/2019		0.00015 (J)							
9/24/2019	<0.005		<0.005						
9/26/2019		<0.005		<0.005					
9/27/2019					0.0071 (J)				
2/25/2020				<0.005		<0.005			
2/26/2020	<0.005				0.0029 (J)				
2/27/2020		<0.005	<0.005				<0.005	<0.005	
2/28/2020									0.0018 (J)
3/23/2020	<0.005				0.0033 (J)				
3/24/2020		<0.005	<0.005			<0.005	<0.005	<0.005	
3/25/2020				<0.005					0.0039 (J)
9/2/2020							0.003 (J)		
9/25/2020		<0.005		<0.005		<0.005			
9/28/2020	<0.005		<0.005		0.0076 (J)				
9/29/2020								0.002 (J)	0.005 (J)
2/19/2021			<0.005						
2/22/2021	<0.005			<0.005		<0.005		<0.005	0.0094
2/23/2021		<0.005							
3/8/2021					0.011				
3/9/2021							0.005		
3/25/2021					0.012				
3/26/2021				<0.005		<0.005			
3/29/2021	<0.005						<0.005		
3/30/2021		<0.005	<0.005						0.0098
3/31/2021								0.002 (J)	
8/19/2021							<0.005		
8/20/2021	<0.005			<0.005		<0.005			
8/23/2021					0.0086				
8/24/2021			<0.005					<0.005	0.0096
8/25/2021		<0.005							
2/14/2022					0.011		<0.005		
2/15/2022									
2/16/2022	<0.005	<0.005	<0.005					<0.005	0.0084
2/17/2022				<0.005		<0.005			
7/28/2022	<0.005		<0.005	<0.005		<0.005			0.007
7/29/2022		<0.005			0.011				
8/2/2022							<0.005	<0.005	

Time Series

Constituent: Selenium (mg/L) Analysis Run 11/18/2022 2:57 AM View: Constituents View

Plant Bowen Client: Southern Company Data: Bowen AP-1

	BGWC-41D
4/2/2019	
4/4/2019	
4/5/2019	
9/24/2019	
9/26/2019	
9/27/2019	
2/25/2020	
2/26/2020	
2/27/2020	
2/28/2020	
3/23/2020	
3/24/2020	
3/25/2020	
9/2/2020	0.0016 (J)
9/25/2020	
9/28/2020	
9/29/2020	
2/19/2021	
2/22/2021	<0.005
2/23/2021	
3/8/2021	
3/9/2021	
3/25/2021	
3/26/2021	
3/29/2021	
3/30/2021	
3/31/2021	0.0016 (J)
8/19/2021	
8/20/2021	
8/23/2021	
8/24/2021	<0.005
8/25/2021	
2/14/2022	
2/15/2022	<0.005
2/16/2022	
2/17/2022	
7/28/2022	
7/29/2022	<0.005
8/2/2022	

Time Series

Constituent: Selenium (mg/L) Analysis Run 11/18/2022 2:57 AM View: Constituents View

Plant Bowen Client: Southern Company Data: Bowen AP-1

	BGWC-42D	BGWC-43D	BGWC-44D	BGWC-49D	BGWC-50D	BGWC-51	BGWC-52	BGWC-7	BGWC-8
6/6/2016									
6/7/2016									4.8E-05 (J)
6/8/2016								<0.005	
8/10/2016									<0.005
8/11/2016								<0.005	
10/4/2016									<0.005
10/5/2016									
10/6/2016								<0.005	
12/2/2016									<0.005
12/5/2016									
12/6/2016								<0.005	
2/14/2017									<0.005
2/15/2017								<0.005	
4/14/2017									<0.005
4/17/2017									
4/18/2017								<0.005	
5/26/2017									<0.005
6/2/2017								<0.005	
7/10/2017									<0.005
7/11/2017									
7/14/2017								<0.005	
3/26/2018									<0.005
3/27/2018								<0.005	
2/25/2019									<0.005
2/28/2019								<0.005	
4/1/2019									0.00015 (J)
4/2/2019								<0.005	
9/24/2019								<0.005	<0.005
2/19/2020									<0.005
2/20/2020									
2/21/2020								<0.005	
3/18/2020									<0.005
3/19/2020								<0.005	
9/3/2020	0.0022 (J)	0.0028 (J)	<0.005						
9/23/2020									<0.005
9/24/2020									
9/25/2020								<0.005	
1/28/2021						0.014	<0.005		
2/16/2021									<0.005
2/17/2021									
2/18/2021			<0.005					<0.005	
2/22/2021	<0.005								
2/23/2021						0.013	0.0016 (J)		
3/8/2021		<0.005							
3/24/2021									<0.005
3/29/2021		<0.005							
3/30/2021						0.01 (J)	<0.005	<0.005	
3/31/2021			<0.005						
4/1/2021	0.0027 (J)								
4/19/2021				<0.005	<0.005				
8/18/2021			<0.005		<0.005				<0.005
8/19/2021								<0.005	

Time Series

Constituent: Selenium (mg/L) Analysis Run 11/18/2022 2:57 AM View: Constituents View

Plant Bowen Client: Southern Company Data: Bowen AP-1

	BGWC-42D	BGWC-43D	BGWC-44D	BGWC-49D	BGWC-50D	BGWC-51	BGWC-52	BGWC-7	BGWC-8
8/20/2021	<0.005								
8/23/2021		<0.005				0.013	<0.005		
8/24/2021				<0.005					
2/9/2022			<0.005		<0.005				
2/10/2022									<0.005
2/11/2022								<0.005	
2/14/2022						0.0042 (J)	0.0018 (J)		
2/15/2022		<0.005							
2/17/2022	<0.005			<0.005					
7/26/2022			<0.005		<0.005				<0.005
7/28/2022	<0.005						<0.005	<0.005	
8/1/2022		<0.005		<0.005		0.0036 (J)			

Time Series

Constituent: Selenium (mg/L) Analysis Run 11/18/2022 2:57 AM View: Constituents View

Plant Bowen Client: Southern Company Data: Bowen AP-1

	BGWC-9
6/6/2016	0.00031 (J)
6/7/2016	
6/8/2016	
8/10/2016	
8/11/2016	0.001 (J)
10/4/2016	
10/5/2016	0.0017 (J)
10/6/2016	
12/2/2016	
12/5/2016	<0.005
12/6/2016	
2/14/2017	
2/15/2017	<0.005
4/14/2017	
4/17/2017	<0.005
4/18/2017	
5/26/2017	0.0014 (J)
6/2/2017	
7/10/2017	
7/11/2017	<0.005
7/14/2017	
3/26/2018	
3/27/2018	<0.005
2/25/2019	
2/28/2019	
4/1/2019	0.0004 (J)
4/2/2019	
9/24/2019	<0.005
2/19/2020	
2/20/2020	<0.005
2/21/2020	
3/18/2020	
3/19/2020	0.0015 (J)
9/3/2020	
9/23/2020	
9/24/2020	<0.005
9/25/2020	
1/28/2021	
2/16/2021	
2/17/2021	<0.005
2/18/2021	
2/22/2021	
2/23/2021	
3/8/2021	
3/24/2021	<0.005
3/29/2021	
3/30/2021	
3/31/2021	
4/1/2021	
4/19/2021	
8/18/2021	0.0014 (J)
8/19/2021	

Time Series

Constituent: Selenium (mg/L) Analysis Run 11/18/2022 2:57 AM View: Constituents View

Plant Bowen Client: Southern Company Data: Bowen AP-1

	BGWC-9
8/20/2021	
8/23/2021	
8/24/2021	
2/9/2022	
2/10/2022	<0.005
2/11/2022	
2/14/2022	
2/15/2022	
2/17/2022	
7/26/2022	0.0015 (J)
7/28/2022	
8/1/2022	

Time Series

Constituent: Sulfate (mg/L) Analysis Run 11/18/2022 2:57 AM View: Constituents View

Plant Bowen Client: Southern Company Data: Bowen AP-1

	BGWA-2 (bg)	BGWA-29 (bg)	BGWA-33 (bg)	BGWA-47D (bg)	BGWA-48D (bg)	BGWA-6	BGWC-10	BGWC-12	BGWC-14A
6/6/2016	8					26			
6/7/2016							99	190	
8/9/2016	6.5								
8/10/2016						22			
8/11/2016									
8/12/2016								180	
8/16/2016							110		
8/22/2016		4.2							
10/3/2016	5.7								
10/4/2016		6.4				20			
10/6/2016								200	
10/7/2016							110		
11/29/2016	5.2								
12/1/2016		7.8				20			
12/5/2016								130	
12/6/2016							110		
1/10/2017		4.5							
2/13/2017	6.4								
2/14/2017		5.1				20			
2/15/2017								190	
2/16/2017							110		
4/13/2017	4.9					21			
4/14/2017		4.4							
4/18/2017							110	220	
5/25/2017	5.7	4.2				22			
5/30/2017									
6/2/2017							110	250	
7/7/2017	6.3					25			
7/10/2017		3.5							
7/12/2017							110		
7/13/2017								250	
7/14/2017									
10/9/2017	6.1					25			
10/10/2017		3.3						210	
10/11/2017							110		
6/12/2018	8.3	6.8							
6/14/2018							110	275	
10/16/2018	8.9	7.6				32.4			
10/17/2018								336	
10/18/2018							122		
4/1/2019	10.8	5.2						239	
4/2/2019						29.8	105		
4/3/2019			26.2						
5/2/2019	11.2								
9/23/2019	9	6.6				27.5			
9/25/2019							93.7	205	
9/26/2019									
9/27/2019			200 (o)						
2/18/2020						25.7			
2/19/2020		1.6							
2/21/2020			23.5						
3/18/2020	11.7	3.7							

Time Series

Constituent: Sulfate (mg/L) Analysis Run 11/18/2022 2:57 AM View: Constituents View

Plant Bowen Client: Southern Company Data: Bowen AP-1

	BGWA-2 (bg)	BGWA-29 (bg)	BGWA-33 (bg)	BGWA-47D (bg)	BGWA-48D (bg)	BGWA-6	BGWC-10	BGWC-12	BGWC-14A
3/19/2020						28		255	
3/20/2020			26.1						
3/23/2020							95.6		
5/22/2020				53.5					92.6
5/25/2020					43.3				
6/23/2020				64.5	59.7				88.7
7/28/2020				65.7	15.8				300
9/2/2020				70.2					360
9/3/2020					24.4				
9/23/2020	12.9	5.3				24.6			
9/24/2020							98.6		
9/25/2020			22.6					320	
10/1/2020				70.2	26.6				382
11/10/2020				68.9	24.1				354
12/15/2020				78	28.3				406
1/20/2021				73.4	26.1				299
3/23/2021		4.6							
3/24/2021								301	115
3/25/2021				74.5	22				
3/26/2021	12.8								
3/30/2021							104		
3/31/2021						21.9			
4/1/2021			24.6						
8/16/2021	12.7	4.8		74.5	6.7	23.4			
8/18/2021							97.9	326	375
8/25/2021			25						
2/9/2022	13.5			72.7	19.1	16.7			130
2/10/2022		1.9							
2/11/2022							86.1	343	
2/16/2022			22.8						
7/26/2022	13.2	3.6		74.9	20.8	20.7			486
7/27/2022								419	
7/28/2022							105		
8/3/2022			4.6						

Time Series

Constituent: Sulfate (mg/L) Analysis Run 11/18/2022 2:57 AM View: Constituents View

Plant Bowen Client: Southern Company Data: Bowen AP-1

	BGWC-16
6/6/2016	
6/7/2016	240
8/9/2016	
8/10/2016	
8/11/2016	250
8/12/2016	
8/16/2016	
8/22/2016	
10/3/2016	
10/4/2016	
10/6/2016	
10/7/2016	260
11/29/2016	
12/1/2016	
12/5/2016	
12/6/2016	280
1/10/2017	
2/13/2017	
2/14/2017	
2/15/2017	
2/16/2017	380
4/13/2017	
4/14/2017	
4/18/2017	290
5/25/2017	
5/30/2017	260
6/2/2017	
7/7/2017	
7/10/2017	
7/12/2017	
7/13/2017	
7/14/2017	260
10/9/2017	
10/10/2017	
10/11/2017	270
6/12/2018	246
6/14/2018	
10/16/2018	
10/17/2018	
10/18/2018	276
4/1/2019	
4/2/2019	272
4/3/2019	
5/2/2019	
9/23/2019	
9/25/2019	
9/26/2019	288
9/27/2019	
2/18/2020	
2/19/2020	
2/21/2020	
3/18/2020	

Time Series

Constituent: Sulfate (mg/L) Analysis Run 11/18/2022 2:57 AM View: Constituents View

Plant Bowen Client: Southern Company Data: Bowen AP-1

	BGWC-16
3/19/2020	311
3/20/2020	
3/23/2020	
5/22/2020	
5/25/2020	
6/23/2020	
7/28/2020	
9/2/2020	
9/3/2020	
9/23/2020	
9/24/2020	338
9/25/2020	
10/1/2020	
11/10/2020	
12/15/2020	
1/20/2021	
3/23/2021	
3/24/2021	317
3/25/2021	
3/26/2021	
3/30/2021	
3/31/2021	
4/1/2021	
8/16/2021	
8/18/2021	297
8/25/2021	
2/9/2022	
2/10/2022	
2/11/2022	358
2/16/2022	
7/26/2022	
7/27/2022	496
7/28/2022	
8/3/2022	

Time Series

Constituent: Sulfate (mg/L) Analysis Run 11/18/2022 2:57 AM View: Constituents View

Plant Bowen Client: Southern Company Data: Bowen AP-1

	BGWC-17	BGWC-18	BGWC-19	BGWC-20	BGWC-21	BGWC-22	BGWC-23	BGWC-24	BGWC-25
6/7/2016	120								
6/8/2016		120	110	530	75	660			10
6/9/2016							510	730	
8/11/2016	110								
8/12/2016		81	110	530					
8/15/2016									10
8/18/2016					66	730	480	580	
10/7/2016	150	140	150						
10/10/2016				600	57	650	460	520	10
12/6/2016	130	160							
12/7/2016			97	580			490	370	
12/8/2016					68	660			13
1/23/2017									
2/7/2017									
2/16/2017	120	92	130						
2/17/2017				710	57	740			
2/20/2017							520	610	24
3/27/2017									
4/17/2017									
4/19/2017	110	80	140	610	52		490	600	
4/20/2017						990			26
5/22/2017									
5/30/2017	110								
6/1/2017		73	70	550	55				29
6/5/2017						700	480	700	
7/11/2017									
7/14/2017	110	78	110						
7/17/2017							510	670	25
7/18/2017				590	50				
7/19/2017						720			
8/23/2017									
10/10/2017									
10/11/2017	120	83	93	550			510	510	12
10/12/2017					48	780			
6/13/2018				541			586	689	
6/14/2018	106	74.6			48.1	738			10
6/15/2018			78.3						
10/17/2018	118								
10/18/2018		89.3							
10/19/2018			114		57.2				
10/22/2018				604		846	590	723	8.1
4/2/2019	86.9	70.1							
4/3/2019			90.6	593	61.9	720	603	648	
4/4/2019									11.4
5/2/2019						827			
9/26/2019	219	114	130	498					
9/27/2019						905	721		
9/30/2019					54.5			758	10.7
2/25/2020						472			
2/26/2020									
3/19/2020	90.5								
3/20/2020		75.9	76.9		57.8	610			

Time Series

Constituent: Sulfate (mg/L) Analysis Run 11/18/2022 2:57 AM View: Constituents View

Plant Bowen Client: Southern Company Data: Bowen AP-1

	BGWC-17	BGWC-18	BGWC-19	BGWC-20	BGWC-21	BGWC-22	BGWC-23	BGWC-24	BGWC-25
3/23/2020				494			612		
3/24/2020									18.8
3/25/2020								603	
9/24/2020	156	69.9			57.8	864	676		
9/25/2020								613	
9/28/2020			70.3	578					8.8
3/24/2021	93.7	67.3							
3/25/2021									
3/26/2021			66.8				679	515	21.3
3/29/2021				504	55.2	772			
7/19/2021						506	335	194	
7/20/2021									
8/19/2021	91.7	56.4							10.2
8/20/2021			47.5	550	54.6				
8/23/2021						848	628	527	
11/1/2021						690	410	225	
2/11/2022	88.7								
2/14/2022							622		
2/15/2022						789		473	
2/16/2022		61.5	79.6	555	48.7				13.7
7/27/2022	118	55.5	82.7	617					12.6
7/28/2022					55.3				
8/1/2022							528		
8/2/2022						762		52.8	
10/21/2022								389 (R)	

Time Series

Constituent: Sulfate (mg/L) Analysis Run 11/18/2022 2:57 AM View: Constituents View

Plant Bowen Client: Southern Company Data: Bowen AP-1

	BGWC-30
6/7/2016	
6/8/2016	
6/9/2016	
8/11/2016	
8/12/2016	
8/15/2016	
8/18/2016	
10/7/2016	
10/10/2016	
12/6/2016	
12/7/2016	
12/8/2016	
1/23/2017	410
2/7/2017	410
2/16/2017	
2/17/2017	
2/20/2017	
3/27/2017	410
4/17/2017	400
4/19/2017	
4/20/2017	
5/22/2017	460
5/30/2017	
6/1/2017	
6/5/2017	440
7/11/2017	420
7/14/2017	
7/17/2017	
7/18/2017	
7/19/2017	
8/23/2017	390
10/10/2017	420
10/11/2017	
10/12/2017	
6/13/2018	
6/14/2018	
6/15/2018	174
10/17/2018	
10/18/2018	
10/19/2018	
10/22/2018	204
4/2/2019	153
4/3/2019	
4/4/2019	
5/2/2019	
9/26/2019	
9/27/2019	51.7
9/30/2019	
2/25/2020	
2/26/2020	42.6
3/19/2020	
3/20/2020	

Time Series

Constituent: Sulfate (mg/L) Analysis Run 11/18/2022 2:57 AM View: Constituents View

Plant Bowen Client: Southern Company Data: Bowen AP-1

	BGWC-30
3/23/2020	55.7
3/24/2020	
3/25/2020	
9/24/2020	
9/25/2020	53.6
9/28/2020	
3/24/2021	
3/25/2021	28.1
3/26/2021	
3/29/2021	
7/19/2021	
7/20/2021	37.2
8/19/2021	58.2
8/20/2021	
8/23/2021	
11/1/2021	65.5
2/11/2022	
2/14/2022	74.4
2/15/2022	
2/16/2022	
7/27/2022	
7/28/2022	
8/1/2022	63.3
8/2/2022	
10/21/2022	

Time Series

Constituent: Sulfate (mg/L) Analysis Run 11/18/2022 2:57 AM View: Constituents View

Plant Bowen Client: Southern Company Data: Bowen AP-1

	BGWC-31	BGWC-32	BGWC-34D	BGWC-35D	BGWC-36D	BGWC-37D	BGWC-38D	BGWC-39	BGWC-40
10/17/2018					277				
10/18/2018	199								
10/19/2018			106						
10/22/2018		350		626					
4/2/2019					192				
4/4/2019	105		88	643					
4/5/2019		312							
5/3/2019		304							
9/24/2019	97.2		80.7						
9/26/2019		336		517					
9/27/2019					191				
11/15/2019		413							
12/13/2019								651	
12/16/2019									60.4
2/25/2020				424		197			
2/26/2020					90.4				
2/27/2020							228		
3/23/2020	99.6				98.7				
3/24/2020		232	95.5			168	275	162	
3/25/2020				272					112
5/4/2020									
9/2/2020							188		
9/25/2020		393		394		175			
9/28/2020	115		115		135				
9/29/2020								619	130
3/25/2021					137				
3/26/2021				647		150			
3/29/2021	35.9						136		
3/30/2021		368	127						144
3/31/2021								314	
8/19/2021							90.7		
8/20/2021	121			452		130			
8/23/2021					141				
8/24/2021			132					505	138
8/25/2021		285							
11/1/2021							110		
2/14/2022					122		139		
2/15/2022									
2/16/2022	118	265	129					403	125
2/17/2022				551		132			
7/28/2022	131		158	600		134			132
7/29/2022		298			138				
8/2/2022							140	484	

Time Series

Constituent: Sulfate (mg/L) Analysis Run 11/18/2022 2:57 AM View: Constituents View

Plant Bowen Client: Southern Company Data: Bowen AP-1

	BGWC-41D
10/17/2018	
10/18/2018	
10/19/2018	
10/22/2018	
4/2/2019	
4/4/2019	
4/5/2019	
5/3/2019	
9/24/2019	
9/26/2019	
9/27/2019	
11/15/2019	
12/13/2019	
12/16/2019	
2/25/2020	
2/26/2020	
2/27/2020	
3/23/2020	
3/24/2020	
3/25/2020	
5/4/2020	234
9/2/2020	224
9/25/2020	
9/28/2020	
9/29/2020	
3/25/2021	
3/26/2021	
3/29/2021	
3/30/2021	
3/31/2021	262
8/19/2021	
8/20/2021	
8/23/2021	
8/24/2021	271
8/25/2021	
11/1/2021	
2/14/2022	
2/15/2022	278
2/16/2022	
2/17/2022	
7/28/2022	
7/29/2022	343
8/2/2022	

Time Series

Constituent: Sulfate (mg/L) Analysis Run 11/18/2022 2:57 AM View: Constituents View

Plant Bowen Client: Southern Company Data: Bowen AP-1

	BGWC-42D	BGWC-43D	BGWC-44D	BGWC-49D	BGWC-50D	BGWC-51	BGWC-52	BGWC-7	BGWC-8
6/6/2016									
6/7/2016									26
6/8/2016								410	
8/10/2016									29
8/11/2016								460	
10/4/2016									40
10/5/2016									
10/6/2016								440	
12/2/2016									37
12/5/2016									
12/6/2016								470	
2/14/2017									45
2/15/2017								510	
4/14/2017									27
4/17/2017									
4/18/2017								450	
5/26/2017									34
6/2/2017								470	
7/10/2017									28
7/11/2017									
7/14/2017								230	
10/10/2017									30
10/11/2017								480	
6/12/2018									35.2
6/13/2018								419	
10/16/2018									53
10/17/2018									
10/18/2018								438	
4/1/2019									30.5
4/2/2019								334	
9/24/2019								266	36.5
3/18/2020									34.3
3/19/2020								287	
5/4/2020		333	37.2						
5/11/2020	124								
5/20/2020	118	342							
9/3/2020	141	358	31						
9/23/2020									33.5
9/24/2020									
9/25/2020								298	
1/28/2021						562	308		
3/24/2021									24.2
3/29/2021		301							
3/30/2021						636	347	290	
3/31/2021			42.9						
4/1/2021	115								
4/19/2021				223	26.7				
7/20/2021		262							
8/18/2021			35		23.3				34
8/19/2021								237	
8/20/2021	151								
8/23/2021		328				545	277		

Time Series

Constituent: Sulfate (mg/L) Analysis Run 11/18/2022 2:57 AM View: Constituents View

Plant Bowen Client: Southern Company Data: Bowen AP-1

	BGWC-42D	BGWC-43D	BGWC-44D	BGWC-49D	BGWC-50D	BGWC-51	BGWC-52	BGWC-7	BGWC-8
8/24/2021				235					
2/9/2022			48.4		79.4				
2/10/2022									27.2
2/11/2022								225	
2/14/2022						114	64.1		
2/15/2022		323							
2/17/2022	122			209					
7/26/2022			38.1		112				31.6
7/28/2022	136						50.1	268	
8/1/2022		316		204		94.4			

Time Series

Constituent: Sulfate (mg/L) Analysis Run 11/18/2022 2:57 AM View: Constituents View

Plant Bowen Client: Southern Company Data: Bowen AP-1

	BGWC-9
6/6/2016	100
6/7/2016	
6/8/2016	
8/10/2016	
8/11/2016	110
10/4/2016	
10/5/2016	120
10/6/2016	
12/2/2016	
12/5/2016	130
12/6/2016	
2/14/2017	
2/15/2017	120
4/14/2017	
4/17/2017	110
4/18/2017	
5/26/2017	110
6/2/2017	
7/10/2017	
7/11/2017	110
7/14/2017	
10/10/2017	110
10/11/2017	
6/12/2018	80.6
6/13/2018	
10/16/2018	
10/17/2018	117
10/18/2018	
4/1/2019	81.4
4/2/2019	
9/24/2019	89
3/18/2020	
3/19/2020	74.3
5/4/2020	
5/11/2020	
5/20/2020	
9/3/2020	
9/23/2020	
9/24/2020	84.8
9/25/2020	
1/28/2021	
3/24/2021	70.5
3/29/2021	
3/30/2021	
3/31/2021	
4/1/2021	
4/19/2021	
7/20/2021	
8/18/2021	71.7
8/19/2021	
8/20/2021	
8/23/2021	

Time Series

Constituent: Sulfate (mg/L) Analysis Run 11/18/2022 2:57 AM View: Constituents View

Plant Bowen Client: Southern Company Data: Bowen AP-1

	BGWC-9
8/24/2021	
2/9/2022	
2/10/2022	70
2/11/2022	
2/14/2022	
2/15/2022	
2/17/2022	
7/26/2022	88
7/28/2022	
8/1/2022	

Time Series

Constituent: Thallium (mg/L) Analysis Run 11/18/2022 2:57 AM View: Constituents View

Plant Bowen Client: Southern Company Data: Bowen AP-1

	BGWA-2 (bg)	BGWA-29 (bg)	BGWA-33 (bg)	BGWA-47D (bg)	BGWA-48D (bg)	BGWA-6	BGWC-10	BGWC-12	BGWC-14A
6/6/2016	<0.001					<0.001			
6/7/2016							<0.001	<0.001	
8/9/2016	0.0001 (J)								
8/10/2016						7E-05 (J)			
8/11/2016									
8/12/2016								9E-05 (J)	
8/16/2016							<0.001		
8/22/2016		<0.001							
10/3/2016	<0.001								
10/4/2016		<0.001				<0.001			
10/6/2016								<0.001	
10/7/2016							<0.001		
11/29/2016	<0.001								
12/1/2016		<0.001				<0.001			
12/5/2016								<0.001	
12/6/2016							<0.001		
1/10/2017		<0.001							
2/13/2017	<0.001								
2/14/2017		<0.001				<0.001			
2/15/2017								<0.001	
2/16/2017							<0.001		
4/13/2017	9E-05 (J)					0.0001 (J)			
4/14/2017		<0.001							
4/18/2017							<0.001	9E-05 (J)	
5/25/2017	0.0001 (J)	<0.001				6E-05 (J)			
5/30/2017									
6/2/2017							<0.001	<0.001	
7/7/2017	9E-05 (J)					7E-05 (J)			
7/10/2017		<0.001							
7/12/2017							<0.001		
7/13/2017								8E-05 (J)	
7/14/2017									
3/26/2018	<0.001	<0.001							
3/27/2018							<0.001		
3/28/2018								<0.001	
6/12/2018	<0.001	<0.001							
6/14/2018							<0.001	<0.001	
10/16/2018	<0.001	<0.001				<0.001			
10/17/2018								<0.001	
10/18/2018							<0.001		
2/25/2019	<0.001								
2/27/2019		<0.001							
2/28/2019							<0.001	<0.001	
4/1/2019	0.00011 (J)	<0.001						<0.001	
4/2/2019						6.2E-05 (J)	<0.001		
4/3/2019			<0.001						
9/23/2019	0.00011 (J)	<0.001				6E-05 (J)			
9/25/2019							<0.001	6E-05 (J)	
9/26/2019									
9/27/2019			<0.001						
2/18/2020	0.00011 (J)					5.3E-05 (J)			
2/19/2020		<0.001							

Time Series

Constituent: Thallium (mg/L) Analysis Run 11/18/2022 2:57 AM View: Constituents View

Plant Bowen Client: Southern Company Data: Bowen AP-1

	BGWA-2 (bg)	BGWA-29 (bg)	BGWA-33 (bg)	BGWA-47D (bg)	BGWA-48D (bg)	BGWA-6	BGWC-10	BGWC-12	BGWC-14A
2/20/2020							<0.001		
2/21/2020			<0.001						
2/24/2020								<0.001	
3/18/2020	0.00012 (J)	<0.001							
3/19/2020						6.1E-05 (J)		6.2E-05 (J)	
3/20/2020			<0.001						
3/23/2020							<0.001		
5/22/2020				8.8E-05 (J)					0.00016 (J)
5/25/2020					<0.001				
6/23/2020				<0.001	<0.001				0.00011 (J)
7/28/2020				<0.001	<0.001				0.00026 (J)
9/2/2020				<0.001					0.00035 (J)
9/3/2020					<0.001				
9/23/2020	<0.001	<0.001				<0.001			
9/24/2020							<0.001		
9/25/2020			<0.001					<0.001	
10/1/2020				<0.001	<0.001				0.0005 (J)
11/10/2020				<0.001	<0.001				0.00044 (J)
12/15/2020				<0.001	<0.001				0.00044
1/20/2021				<0.001	<0.001				0.00031 (J)
2/16/2021	0.0002 (J)	<0.001							
2/17/2021				<0.001	<0.001				
2/18/2021						<0.001	<0.001		0.00077 (J)
2/19/2021			<0.001					<0.001	
3/23/2021		<0.001							
3/24/2021								<0.001	0.00023 (J)
3/25/2021				<0.001	<0.001				
3/26/2021	0.00025 (J)								
3/30/2021							<0.001		
3/31/2021						0.00017 (J)			
4/1/2021			<0.001						
8/16/2021	0.00019 (J)	<0.001		<0.001	<0.001	<0.001			
8/18/2021							<0.001	<0.001	0.00039 (J)
8/25/2021			<0.001						
2/9/2022	<0.001			<0.001	<0.001	<0.001			0.00024 (J)
2/10/2022		<0.001							
2/11/2022							<0.001	<0.001	
2/16/2022			<0.001						
7/26/2022	0.00021 (J)	<0.001		<0.001	<0.001	<0.001			0.00047 (J)
7/27/2022								<0.001	
7/28/2022							<0.001		
8/3/2022			<0.001						

Time Series

Constituent: Thallium (mg/L) Analysis Run 11/18/2022 2:57 AM View: Constituents View

Plant Bowen Client: Southern Company Data: Bowen AP-1

	BGWC-16
6/6/2016	
6/7/2016	0.0002 (J)
8/9/2016	
8/10/2016	
8/11/2016	0.0002 (J)
8/12/2016	
8/16/2016	
8/22/2016	
10/3/2016	
10/4/2016	
10/6/2016	
10/7/2016	0.0002 (J)
11/29/2016	
12/1/2016	
12/5/2016	
12/6/2016	0.0003 (J)
1/10/2017	
2/13/2017	
2/14/2017	
2/15/2017	
2/16/2017	0.0003 (J)
4/13/2017	
4/14/2017	
4/18/2017	0.0002 (J)
5/25/2017	
5/30/2017	0.0002 (J)
6/2/2017	
7/7/2017	
7/10/2017	
7/12/2017	
7/13/2017	
7/14/2017	0.0002 (J)
3/26/2018	
3/27/2018	0.00019 (J)
3/28/2018	
6/12/2018	0.0002 (J)
6/14/2018	
10/16/2018	
10/17/2018	
10/18/2018	0.0002 (J)
2/25/2019	0.00023 (J)
2/27/2019	
2/28/2019	
4/1/2019	
4/2/2019	0.0002 (J)
4/3/2019	
9/23/2019	
9/25/2019	
9/26/2019	0.00023 (J)
9/27/2019	
2/18/2020	
2/19/2020	

Time Series

Constituent: Thallium (mg/L) Analysis Run 11/18/2022 2:57 AM View: Constituents View

Plant Bowen Client: Southern Company Data: Bowen AP-1

	BGWC-16
2/20/2020	0.00028 (J)
2/21/2020	
2/24/2020	
3/18/2020	
3/19/2020	0.00022 (J)
3/20/2020	
3/23/2020	
5/22/2020	
5/25/2020	
6/23/2020	
7/28/2020	
9/2/2020	
9/3/2020	
9/23/2020	
9/24/2020	0.00024 (J)
9/25/2020	
10/1/2020	
11/10/2020	
12/15/2020	
1/20/2021	
2/16/2021	
2/17/2021	
2/18/2021	0.00023 (J)
2/19/2021	
3/23/2021	
3/24/2021	0.00019 (J)
3/25/2021	
3/26/2021	
3/30/2021	
3/31/2021	
4/1/2021	
8/16/2021	
8/18/2021	0.00023 (J)
8/25/2021	
2/9/2022	
2/10/2022	
2/11/2022	0.00024 (J)
2/16/2022	
7/26/2022	
7/27/2022	0.00025 (J)
7/28/2022	
8/3/2022	

Time Series

Constituent: Thallium (mg/L) Analysis Run 11/18/2022 2:57 AM View: Constituents View

Plant Bowen Client: Southern Company Data: Bowen AP-1

	BGWC-17	BGWC-18	BGWC-19	BGWC-20	BGWC-21	BGWC-22	BGWC-23	BGWC-24	BGWC-25
6/7/2016	8.5E-05 (J)								
6/8/2016		<0.001	8.5E-05 (J)	<0.001	<0.001	0.00035 (J)			<0.001
6/9/2016							0.0001 (J)	0.00022 (J)	
8/11/2016	8E-05 (J)								
8/12/2016		6E-05 (J)	8E-05 (J)	<0.001					
8/15/2016									<0.001
8/18/2016					<0.001	0.0005 (J)	<0.001	<0.001	
10/7/2016	<0.001	<0.001	<0.001						
10/10/2016				<0.001	<0.001	0.0006 (J)	<0.001	0.0003 (J)	<0.001
12/6/2016	<0.001	<0.001							
12/7/2016			<0.001	<0.001			<0.001	<0.001	
12/8/2016					<0.001	0.0005 (J)			<0.001
1/23/2017									
2/7/2017									
2/16/2017	<0.001	<0.001	<0.001						
2/17/2017				<0.001	<0.001	0.0006 (J)			
2/20/2017							<0.001	0.0003 (J)	<0.001
3/27/2017									
4/17/2017									
4/19/2017	8E-05 (J)	<0.001	6E-05 (J)	<0.001	<0.001		<0.001	0.0004 (J)	
4/20/2017						0.0006 (J)			<0.001
5/22/2017									
5/30/2017	9E-05 (J)								
6/1/2017		<0.001	8E-05 (J)	<0.001	<0.001				<0.001
6/5/2017						0.0006 (J)	<0.001	0.0004 (J)	
7/11/2017									
7/14/2017	9E-05 (J)	<0.001	8E-05 (J)						
7/17/2017							<0.001	0.0004 (J)	<0.001
7/18/2017				<0.001	<0.001				
7/19/2017						0.0007 (J)			
8/23/2017									
3/26/2018									
3/27/2018	<0.001	<0.001	<0.001						
3/28/2018				<0.001	<0.001				<0.001
3/29/2018						0.00063 (J)	<0.001	0.00048 (J)	
6/13/2018				<0.001			<0.001	0.00053 (J)	
6/14/2018	<0.001	<0.001			<0.001	0.00069 (J)			<0.001
6/15/2018			<0.001						
10/17/2018	<0.001								
10/18/2018		<0.001							
10/19/2018			<0.001		<0.001				
10/22/2018				<0.001		0.00071 (J)	<0.001	0.00047 (J)	<0.001
2/27/2019	<0.001	<0.001		<0.001					
3/1/2019			<0.001			0.00074 (J)	<0.001	0.0007 (J)	<0.001
4/2/2019	7.5E-05 (J)	<0.001							
4/3/2019			<0.001	<0.001	<0.001	0.0007 (J)	<0.001	0.00064 (J)	
4/4/2019									<0.001
9/26/2019	0.00026 (J)	7.1E-05 (J)	8E-05 (J)	<0.001					
9/27/2019						0.00088 (J)	0.00018 (J)		
9/30/2019					<0.001			0.00069 (J)	<0.001
2/24/2020	5.9E-05 (J)	6.8E-05 (J)	<0.001	<0.001					
2/25/2020						0.00062 (J)	0.00015 (J)		

Time Series

Constituent: Thallium (mg/L) Analysis Run 11/18/2022 2:57 AM View: Constituents View

Plant Bowen Client: Southern Company Data: Bowen AP-1

	BGWC-17	BGWC-18	BGWC-19	BGWC-20	BGWC-21	BGWC-22	BGWC-23	BGWC-24	BGWC-25
2/26/2020					<0.001			0.00073 (J)	<0.001
3/19/2020	6.1E-05 (J)								
3/20/2020		<0.001	<0.001		<0.001	0.00063 (J)			
3/23/2020				0.0002 (J)			0.00016 (J)		
3/24/2020									<0.001
3/25/2020								0.00066 (J)	
9/24/2020	0.00018 (J)	<0.001			<0.001	0.001	0.00038 (J)		
9/25/2020								0.00057 (J)	
9/28/2020			<0.001	<0.001					<0.001
2/18/2021	<0.001	<0.001	<0.001	<0.001					
2/19/2021					<0.001	0.00089 (J)	0.00039 (J)	0.0005 (J)	
2/23/2021									<0.001
3/8/2021									
3/24/2021	<0.001	<0.001							
3/25/2021									
3/26/2021			<0.001				0.00069 (J)	0.00057 (J)	<0.001
3/29/2021				<0.001	<0.001	0.0009 (J)			
8/19/2021	<0.001	<0.001							<0.001
8/20/2021			<0.001	0.00025 (J)	<0.001				
8/23/2021						0.00088 (J)	<0.001	0.00051 (J)	
2/11/2022	<0.001								
2/14/2022							<0.001		
2/15/2022						0.0011		0.00045 (J)	
2/16/2022		<0.001	0.00021 (J)	<0.001	<0.001				<0.001
7/27/2022	<0.001	<0.001	<0.001	<0.001					<0.001
7/28/2022					<0.001				
8/1/2022							<0.001		
8/2/2022						0.00098 (J)		<0.001	
10/21/2022								0.00032 (J)	

Time Series

Constituent: Thallium (mg/L) Analysis Run 11/18/2022 2:57 AM View: Constituents View

Plant Bowen Client: Southern Company Data: Bowen AP-1

	BGWC-30
6/7/2016	
6/8/2016	
6/9/2016	
8/11/2016	
8/12/2016	
8/15/2016	
8/18/2016	
10/7/2016	
10/10/2016	
12/6/2016	
12/7/2016	
12/8/2016	
1/23/2017	0.0008 (J)
2/7/2017	0.0008 (J)
2/16/2017	
2/17/2017	
2/20/2017	
3/27/2017	0.0006 (J)
4/17/2017	0.0007 (J)
4/19/2017	
4/20/2017	
5/22/2017	0.0008 (J)
5/30/2017	
6/1/2017	
6/5/2017	0.0007 (J)
7/11/2017	0.0007 (J)
7/14/2017	
7/17/2017	
7/18/2017	
7/19/2017	
8/23/2017	0.0007 (J)
3/26/2018	0.00058 (J)
3/27/2018	
3/28/2018	
3/29/2018	
6/13/2018	
6/14/2018	
6/15/2018	0.00056 (J)
10/17/2018	
10/18/2018	
10/19/2018	
10/22/2018	0.00034 (J)
2/27/2019	
3/1/2019	0.00024 (J)
4/2/2019	0.00024 (J)
4/3/2019	
4/4/2019	
9/26/2019	
9/27/2019	0.00014 (J)
9/30/2019	
2/24/2020	
2/25/2020	

Time Series

Constituent: Thallium (mg/L) Analysis Run 11/18/2022 2:57 AM View: Constituents View

Plant Bowen Client: Southern Company Data: Bowen AP-1

	BGWC-30
2/26/2020	8.5E-05 (J)
3/19/2020	
3/20/2020	
3/23/2020	9.1E-05 (J)
3/24/2020	
3/25/2020	
9/24/2020	
9/25/2020	<0.001
9/28/2020	
2/18/2021	
2/19/2021	
2/23/2021	
3/8/2021	<0.001
3/24/2021	
3/25/2021	<0.001
3/26/2021	
3/29/2021	
8/19/2021	0.00022 (J)
8/20/2021	
8/23/2021	
2/11/2022	
2/14/2022	<0.001
2/15/2022	
2/16/2022	
7/27/2022	
7/28/2022	
8/1/2022	<0.001
8/2/2022	
10/21/2022	

Time Series

Constituent: Thallium (mg/L) Analysis Run 11/18/2022 2:57 AM View: Constituents View

Plant Bowen Client: Southern Company Data: Bowen AP-1

	BGWC-31	BGWC-32	BGWC-34D	BGWC-35D	BGWC-36D	BGWC-37D	BGWC-38D	BGWC-39	BGWC-40
10/17/2018					0.00026 (J)				
10/18/2018	<0.001								
10/19/2018			<0.001						
10/22/2018		0.00014 (J)		<0.001					
4/2/2019					0.00022 (J)				
4/4/2019	<0.001		<0.001	<0.001					
4/5/2019		0.00046 (J)							
9/24/2019	<0.001		<0.001						
9/26/2019		0.00017 (J)		<0.001					
9/27/2019					0.00037 (J)				
2/25/2020				<0.001		<0.001			
2/26/2020	<0.001				0.00013 (J)				
2/27/2020		0.00013 (J)	8.9E-05 (J)				0.0027	0.00017 (J)	
2/28/2020									<0.001
3/23/2020	<0.001				0.00011 (J)				
3/24/2020		8.4E-05 (J)	<0.001			<0.001	5.6E-05 (J)	0.00013 (J)	
3/25/2020				6.8E-05 (J)					0.00014 (J)
9/2/2020							0.00042 (J)		
9/25/2020		0.00014 (J)		<0.001		<0.001			
9/28/2020	<0.001		<0.001		0.00019 (J)				
9/29/2020								0.00025 (J)	<0.001
2/19/2021			<0.001						
2/22/2021	<0.001			0.00016 (J)		<0.001		0.00021 (J)	<0.001
2/23/2021		0.00015 (J)							
3/8/2021					0.0002 (J)				
3/9/2021							<0.001		
3/25/2021					0.00019 (J)				
3/26/2021				<0.001		<0.001			
3/29/2021	<0.001						0.00018 (J)		
3/30/2021		0.00016 (J)	<0.001						<0.001
3/31/2021								0.00017 (J)	
8/19/2021							<0.001		
8/20/2021	<0.001			0.00026 (J)		<0.001			
8/23/2021					0.00024 (J)				
8/24/2021			<0.001					0.00027 (J)	<0.001
8/25/2021		<0.001							
2/14/2022					0.00022 (J)		<0.001		
2/15/2022									
2/16/2022	<0.001	<0.001	<0.001					<0.001	<0.001
2/17/2022				<0.001		<0.001			
7/28/2022	<0.001		<0.001	0.00022 (J)		<0.001			<0.001
7/29/2022		<0.001			0.00018 (J)				
8/2/2022							<0.001	<0.001	

Time Series

Constituent: Thallium (mg/L) Analysis Run 11/18/2022 2:57 AM View: Constituents View

Plant Bowen Client: Southern Company Data: Bowen AP-1

	BGWC-41D
10/17/2018	
10/18/2018	
10/19/2018	
10/22/2018	
4/2/2019	
4/4/2019	
4/5/2019	
9/24/2019	
9/26/2019	
9/27/2019	
2/25/2020	
2/26/2020	
2/27/2020	
2/28/2020	
3/23/2020	
3/24/2020	
3/25/2020	
9/2/2020	<0.001
9/25/2020	
9/28/2020	
9/29/2020	
2/19/2021	
2/22/2021	<0.001
2/23/2021	
3/8/2021	
3/9/2021	
3/25/2021	
3/26/2021	
3/29/2021	
3/30/2021	
3/31/2021	<0.001
8/19/2021	
8/20/2021	
8/23/2021	
8/24/2021	<0.001
8/25/2021	
2/14/2022	
2/15/2022	<0.001
2/16/2022	
2/17/2022	
7/28/2022	
7/29/2022	<0.001
8/2/2022	

Time Series

Constituent: Thallium (mg/L) Analysis Run 11/18/2022 2:57 AM View: Constituents View

Plant Bowen Client: Southern Company Data: Bowen AP-1

	BGWC-42D	BGWC-43D	BGWC-44D	BGWC-49D	BGWC-50D	BGWC-51	BGWC-52	BGWC-7	BGWC-8
6/6/2016									
6/7/2016									<0.001
6/8/2016								<0.001	
8/10/2016									<0.001
8/11/2016								<0.001	
10/4/2016									<0.001
10/5/2016									
10/6/2016								<0.001	
12/2/2016									<0.001
12/5/2016									
12/6/2016								<0.001	
2/14/2017									<0.001
2/15/2017								<0.001	
4/14/2017									<0.001
4/17/2017									
4/18/2017								<0.001	
5/26/2017									<0.001
6/2/2017								<0.001	
7/10/2017									<0.001
7/11/2017									
7/14/2017								<0.001	
3/26/2018									<0.001
3/27/2018								<0.001	
6/12/2018									<0.001
6/13/2018								<0.001	
10/16/2018									<0.001
10/17/2018									
10/18/2018								<0.001	
2/25/2019									<0.001
2/28/2019								<0.001	
4/1/2019									<0.001
4/2/2019								7E-05 (J)	
9/24/2019								8.7E-05 (J)	<0.001
2/19/2020									<0.001
2/20/2020									
2/21/2020								9.6E-05 (J)	
3/18/2020									<0.001
3/19/2020								0.00011 (J)	
9/3/2020	<0.001	0.0024	<0.001						
9/23/2020									<0.001
9/24/2020									
9/25/2020								<0.001	
1/28/2021						0.0002 (J)	0.00045 (J)		
2/16/2021									<0.001
2/17/2021									
2/18/2021			<0.001					<0.001	
2/22/2021	<0.001								
2/23/2021						<0.001	0.00023 (J)		
3/8/2021		0.0015							
3/24/2021									<0.001
3/29/2021		0.0016							
3/30/2021						0.0004 (J)	0.00024 (J)	0.00015 (J)	

Time Series

Constituent: Thallium (mg/L) Analysis Run 11/18/2022 2:57 AM View: Constituents View

Plant Bowen Client: Southern Company Data: Bowen AP-1

	BGWC-42D	BGWC-43D	BGWC-44D	BGWC-49D	BGWC-50D	BGWC-51	BGWC-52	BGWC-7	BGWC-8
3/31/2021			<0.001						
4/1/2021	<0.001								
4/19/2021				<0.001	<0.001				
8/18/2021			<0.001		<0.001				<0.001
8/19/2021								0.00023 (J)	
8/20/2021	<0.001								
8/23/2021		0.0028				<0.001	0.00037 (J)		
8/24/2021				<0.001					
2/9/2022			<0.001		<0.001				
2/10/2022									<0.001
2/11/2022								0.0003 (J)	
2/14/2022						<0.001	<0.001		
2/15/2022		0.0034							
2/17/2022	<0.001			<0.001					
7/26/2022			<0.001		<0.001				<0.001
7/28/2022	<0.001						<0.001	0.00029 (J)	
8/1/2022		0.0028		<0.001		<0.001			

Time Series

Constituent: Thallium (mg/L) Analysis Run 11/18/2022 2:57 AM View: Constituents View

Plant Bowen Client: Southern Company Data: Bowen AP-1

	BGWC-9
6/6/2016	<0.001
6/7/2016	
6/8/2016	
8/10/2016	
8/11/2016	<0.001
10/4/2016	
10/5/2016	<0.001
10/6/2016	
12/2/2016	
12/5/2016	<0.001
12/6/2016	
2/14/2017	
2/15/2017	<0.001
4/14/2017	
4/17/2017	<0.001
4/18/2017	
5/26/2017	<0.001
6/2/2017	
7/10/2017	
7/11/2017	<0.001
7/14/2017	
3/26/2018	
3/27/2018	<0.001
6/12/2018	<0.001
6/13/2018	
10/16/2018	
10/17/2018	<0.001
10/18/2018	
2/25/2019	
2/28/2019	
4/1/2019	6.5E-05 (J)
4/2/2019	
9/24/2019	<0.001
2/19/2020	
2/20/2020	0.00022 (J)
2/21/2020	
3/18/2020	
3/19/2020	0.00018 (J)
9/3/2020	
9/23/2020	
9/24/2020	<0.001
9/25/2020	
1/28/2021	
2/16/2021	
2/17/2021	<0.001
2/18/2021	
2/22/2021	
2/23/2021	
3/8/2021	
3/24/2021	<0.001
3/29/2021	
3/30/2021	

Time Series

Constituent: Thallium (mg/L) Analysis Run 11/18/2022 2:57 AM View: Constituents View

Plant Bowen Client: Southern Company Data: Bowen AP-1

	BGWC-9
3/31/2021	
4/1/2021	
4/19/2021	
8/18/2021	<0.001
8/19/2021	
8/20/2021	
8/23/2021	
8/24/2021	
2/9/2022	
2/10/2022	<0.001
2/11/2022	
2/14/2022	
2/15/2022	
2/17/2022	
7/26/2022	<0.001
7/28/2022	
8/1/2022	

Time Series

Constituent: Total Dissolved Solids (mg/L) Analysis Run 11/18/2022 2:57 AM View: Constituents View

Plant Bowen Client: Southern Company Data: Bowen AP-1

	BGWA-2 (bg)	BGWA-29 (bg)	BGWA-33 (bg)	BGWA-47D (bg)	BGWA-48D (bg)	BGWA-6	BGWC-10	BGWC-12	BGWC-14A
6/6/2016	170					220			
6/7/2016							300	510	
8/9/2016	183								
8/10/2016						299			
8/11/2016									
8/12/2016								476	
8/16/2016							286		
8/22/2016		121							
10/3/2016	201								
10/4/2016		95				245			
10/6/2016								524	
10/7/2016							513		
11/29/2016	109								
12/1/2016		121				269			
12/5/2016								489	
12/6/2016							421		
1/10/2017		115							
2/13/2017	214								
2/14/2017		345 (o)				405			
2/15/2017								562	
2/16/2017							433		
4/13/2017	211					349			
4/14/2017		119							
4/18/2017							349	955	
5/25/2017	173	109				283			
5/30/2017									
6/2/2017							313	602	
7/7/2017	165					265			
7/10/2017		140							
7/12/2017							255		
7/13/2017								617	
7/14/2017									
10/9/2017	150					253			
10/10/2017		93						534	
10/11/2017							343		
6/12/2018	187	139							
6/14/2018							362	684	
10/16/2018	192	138				311			
10/17/2018								739	
10/18/2018							355		
4/1/2019	226	114						191	
4/2/2019						295	355		
4/3/2019			235						
9/23/2019	186	122				296			
9/25/2019							388	690	
9/26/2019									
9/27/2019			275						
2/18/2020						318			
2/19/2020		113							
2/21/2020			229						
3/18/2020	191	108							
3/19/2020						300		662	

Time Series

Constituent: Total Dissolved Solids (mg/L) Analysis Run 11/18/2022 2:57 AM View: Constituents View

Plant Bowen Client: Southern Company Data: Bowen AP-1

	BGWA-2 (bg)	BGWA-29 (bg)	BGWA-33 (bg)	BGWA-47D (bg)	BGWA-48D (bg)	BGWA-6	BGWC-10	BGWC-12	BGWC-14A
3/20/2020			229						
3/23/2020							355		
5/22/2020				357					454
5/25/2020					249				
6/23/2020				383	280				423
7/28/2020				410	264				768
9/2/2020				389					814
9/3/2020					303				
9/23/2020	237	114				296			
9/24/2020							356		
9/25/2020			233					740	
10/1/2020				384	301				824
11/10/2020				405	305				800
12/15/2020				385	289				876
1/20/2021				377	285				786
3/23/2021		108							
3/24/2021								752	445
3/25/2021				415	331				
3/26/2021	204								
3/30/2021							321		
3/31/2021						299			
4/1/2021			183						
8/16/2021	217	101		399	269	298			
8/18/2021							366	798	850
8/25/2021			208						
2/9/2022	229			403	290	304			468
2/10/2022		96							
2/11/2022							360	816	
2/16/2022			208						
7/26/2022	215	114		402	246	306			966
7/27/2022								952	
7/28/2022							338		
8/3/2022			287						

Time Series

Constituent: Total Dissolved Solids (mg/L) Analysis Run 11/18/2022 2:57 AM View: Constituents View

Plant Bowen Client: Southern Company Data: Bowen AP-1

	BGWC-16
6/6/2016	
6/7/2016	580
8/9/2016	
8/10/2016	
8/11/2016	548
8/12/2016	
8/16/2016	
8/22/2016	
10/3/2016	
10/4/2016	
10/6/2016	
10/7/2016	617
11/29/2016	
12/1/2016	
12/5/2016	
12/6/2016	730
1/10/2017	
2/13/2017	
2/14/2017	
2/15/2017	
2/16/2017	685
4/13/2017	
4/14/2017	
4/18/2017	621
5/25/2017	
5/30/2017	601
6/2/2017	
7/7/2017	
7/10/2017	
7/12/2017	
7/13/2017	
7/14/2017	569
10/9/2017	
10/10/2017	
10/11/2017	588
6/12/2018	593
6/14/2018	
10/16/2018	
10/17/2018	
10/18/2018	578
4/1/2019	
4/2/2019	604
4/3/2019	
9/23/2019	
9/25/2019	
9/26/2019	688
9/27/2019	
2/18/2020	
2/19/2020	
2/21/2020	
3/18/2020	
3/19/2020	631

Time Series

Constituent: Total Dissolved Solids (mg/L) Analysis Run 11/18/2022 2:57 AM View: Constituents View

Plant Bowen Client: Southern Company Data: Bowen AP-1

	BGWC-16
3/20/2020	
3/23/2020	
5/22/2020	
5/25/2020	
6/23/2020	
7/28/2020	
9/2/2020	
9/3/2020	
9/23/2020	
9/24/2020	732
9/25/2020	
10/1/2020	
11/10/2020	
12/15/2020	
1/20/2021	
3/23/2021	
3/24/2021	610
3/25/2021	
3/26/2021	
3/30/2021	
3/31/2021	
4/1/2021	
8/16/2021	
8/18/2021	658
8/25/2021	
2/9/2022	
2/10/2022	
2/11/2022	782
2/16/2022	
7/26/2022	
7/27/2022	944
7/28/2022	
8/3/2022	

Time Series

Constituent: Total Dissolved Solids (mg/L) Analysis Run 11/18/2022 2:57 AM View: Constituents View

Plant Bowen Client: Southern Company Data: Bowen AP-1

	BGWC-17	BGWC-18	BGWC-19	BGWC-20	BGWC-21	BGWC-22	BGWC-23	BGWC-24	BGWC-25
6/7/2016	360								
6/8/2016		390	340	1000	260	2000			170
6/9/2016							1900	5200	
8/11/2016	340								
8/12/2016		310	326	1100					
8/15/2016									161
8/18/2016					239	1960	1600	4200	
10/7/2016	533	823	621						
10/10/2016				1110	239	2130	1640	3850	196
12/6/2016	413	560							
12/7/2016			269	1100			1770	2720	
12/8/2016					255	2200			209
1/23/2017									
2/7/2017									
2/16/2017	434	364	488						
2/17/2017				1160	236	2200			
2/20/2017							1720	4200	251
3/27/2017									
4/17/2017									
4/19/2017	415	337	396	1180	247		1800	4680	
4/20/2017						2330			324
5/22/2017									
5/30/2017	391								
6/1/2017		215	266	1130	185				177
6/5/2017						2530	2050	5660	
7/11/2017									
7/14/2017	391	281	325						
7/17/2017							1810	5080	238
7/18/2017				1160	219				
7/19/2017						2650			
8/23/2017									
10/10/2017									
10/11/2017	403	334	287	1050			1780	4920	199
10/12/2017					245	2500			
6/13/2018				1060			2020	4180	
6/14/2018	395	290			231	2380			225
6/15/2018			280						
10/17/2018	446								
10/18/2018		325							
10/19/2018			321		236				
10/22/2018				1150		2490	1880	4300	218
4/2/2019	321	258							
4/3/2019			259	1090	244	2180	1990	13 (J)	
4/4/2019									196
9/26/2019	550	470	428	1210					
9/27/2019						3260	2540		
9/30/2019					256			4430	220
2/25/2020						1930			
2/26/2020									
3/19/2020	324								
3/20/2020		255	243		253	2200			
3/23/2020				1220			2800		

Time Series

Constituent: Total Dissolved Solids (mg/L) Analysis Run 11/18/2022 2:57 AM View: Constituents View

Plant Bowen Client: Southern Company Data: Bowen AP-1

	BGWC-17	BGWC-18	BGWC-19	BGWC-20	BGWC-21	BGWC-22	BGWC-23	BGWC-24	BGWC-25
3/24/2020									213
3/25/2020								4140	
9/24/2020	481	310			243	3490	3160		
9/25/2020								5020	
9/28/2020			243	1060					223
3/24/2021	374	240							
3/25/2021									
3/26/2021			205				2690	3070	215
3/29/2021				1100	198	2430			
8/19/2021	384	252							235
8/20/2021			204	1300	213				
8/23/2021						3660	3140	4300	
2/11/2022	392								
2/14/2022							3350		
2/15/2022						3340		3890	
2/16/2022		253	288	1180	235				235
7/27/2022	438	307	338	1370					231
7/28/2022					259				
8/1/2022							2780		
8/2/2022						3440		334	
10/21/2022								1610	

Time Series

Constituent: Total Dissolved Solids (mg/L) Analysis Run 11/18/2022 2:57 AM View: Constituents View

Plant Bowen Client: Southern Company Data: Bowen AP-1

	BGWC-30
6/7/2016	
6/8/2016	
6/9/2016	
8/11/2016	
8/12/2016	
8/15/2016	
8/18/2016	
10/7/2016	
10/10/2016	
12/6/2016	
12/7/2016	
12/8/2016	
1/23/2017	2060
2/7/2017	1860
2/16/2017	
2/17/2017	
2/20/2017	
3/27/2017	2440
4/17/2017	2180
4/19/2017	
4/20/2017	
5/22/2017	2470
5/30/2017	
6/1/2017	
6/5/2017	2780
7/11/2017	2580
7/14/2017	
7/17/2017	
7/18/2017	
7/19/2017	
8/23/2017	2400
10/10/2017	1990
10/11/2017	
10/12/2017	
6/13/2018	
6/14/2018	
6/15/2018	1190
10/17/2018	
10/18/2018	
10/19/2018	
10/22/2018	1070
4/2/2019	773
4/3/2019	
4/4/2019	
9/26/2019	
9/27/2019	629
9/30/2019	
2/25/2020	
2/26/2020	523
3/19/2020	
3/20/2020	
3/23/2020	613

Time Series

Constituent: Total Dissolved Solids (mg/L) Analysis Run 11/18/2022 2:57 AM View: Constituents View

Plant Bowen Client: Southern Company Data: Bowen AP-1

	BGWC-30
3/24/2020	
3/25/2020	
9/24/2020	
9/25/2020	482
9/28/2020	
3/24/2021	
3/25/2021	358
3/26/2021	
3/29/2021	
8/19/2021	682
8/20/2021	
8/23/2021	
2/11/2022	
2/14/2022	618
2/15/2022	
2/16/2022	
7/27/2022	
7/28/2022	
8/1/2022	582
8/2/2022	
10/21/2022	

Time Series

Constituent: Total Dissolved Solids (mg/L) Analysis Run 11/18/2022 2:57 AM View: Constituents View

Plant Bowen Client: Southern Company Data: Bowen AP-1

	BGWC-31	BGWC-32	BGWC-34D	BGWC-35D	BGWC-36D	BGWC-37D	BGWC-38D	BGWC-39	BGWC-40
10/17/2018					1200				
10/18/2018	501								
10/19/2018			450						
10/22/2018		1140		1810					
4/2/2019					976				
4/4/2019	350		419	1930					
4/5/2019		1160							
9/24/2019	419		442						
9/26/2019		1410		2240					
9/27/2019					1030				
11/15/2019		1540							
12/13/2019								2550	
12/16/2019									753
2/25/2020				1820		840			
2/26/2020					650				
2/27/2020							1230		
3/23/2020	395				714				
3/24/2020		995	451			628	1610	787	
3/25/2020				1240					783
5/4/2020									
9/2/2020							982		
9/25/2020		1690		880		594			
9/28/2020	405		466		938				
9/29/2020								2520	908
3/25/2021					902				
3/26/2021				2220		496			
3/29/2021	352						702		
3/30/2021		1030	346						582
3/31/2021								1060	
8/19/2021							808		
8/20/2021	419			2040		530			
8/23/2021					1140				
8/24/2021			504					2420	604
8/25/2021		1340							
2/14/2022					848		926		
2/15/2022									
2/16/2022	428	1320	474					1760	776
2/17/2022				2850		570			
7/28/2022	473		540	2930		692			810
7/29/2022		1260			846				
8/2/2022							1060	2700	

Time Series

Constituent: Total Dissolved Solids (mg/L) Analysis Run 11/18/2022 2:57 AM View: Constituents View

Plant Bowen Client: Southern Company Data: Bowen AP-1

	BGWC-41D
10/17/2018	
10/18/2018	
10/19/2018	
10/22/2018	
4/2/2019	
4/4/2019	
4/5/2019	
9/24/2019	
9/26/2019	
9/27/2019	
11/15/2019	
12/13/2019	
12/16/2019	
2/25/2020	
2/26/2020	
2/27/2020	
3/23/2020	
3/24/2020	
3/25/2020	
5/4/2020	904
9/2/2020	829
9/25/2020	
9/28/2020	
9/29/2020	
3/25/2021	
3/26/2021	
3/29/2021	
3/30/2021	
3/31/2021	1010
8/19/2021	
8/20/2021	
8/23/2021	
8/24/2021	1160
8/25/2021	
2/14/2022	
2/15/2022	1140
2/16/2022	
2/17/2022	
7/28/2022	
7/29/2022	1180
8/2/2022	

Time Series

Constituent: Total Dissolved Solids (mg/L) Analysis Run 11/18/2022 2:57 AM View: Constituents View

Plant Bowen Client: Southern Company Data: Bowen AP-1

	BGWC-42D	BGWC-43D	BGWC-44D	BGWC-49D	BGWC-50D	BGWC-51	BGWC-52	BGWC-7	BGWC-8
6/6/2016									
6/7/2016									200
6/8/2016								800	
8/10/2016									228
8/11/2016								852	
10/4/2016									186
10/5/2016									
10/6/2016								906	
12/2/2016									183
12/5/2016									
12/6/2016								976	
2/14/2017									367
2/15/2017								968	
4/14/2017									184
4/17/2017									
4/18/2017								944	
5/26/2017									179
6/2/2017								910	
7/10/2017									211
7/11/2017									
7/14/2017								887	
10/10/2017									178
10/11/2017								887	
6/12/2018									217
6/13/2018								873	
10/16/2018									247
10/17/2018									
10/18/2018								876	
4/1/2019									191
4/2/2019								728	
9/24/2019								733	193
3/18/2020									193
3/19/2020								733	
5/4/2020		1680	298						
5/11/2020	470								
5/20/2020	799	1960							
9/3/2020	611	1980	312						
9/23/2020									187
9/24/2020									
9/25/2020								726	
1/28/2021						2950	1460		
3/24/2021									198
3/29/2021		700							
3/30/2021						1980	1170	570	
3/31/2021			308						
4/1/2021	502								
4/19/2021				970	270				
8/18/2021			307		264				220
8/19/2021								666	
8/20/2021	628								
8/23/2021		2890				3370	1960		
8/24/2021				1530					

Time Series

Constituent: Total Dissolved Solids (mg/L) Analysis Run 11/18/2022 2:57 AM View: Constituents View

Plant Bowen Client: Southern Company Data: Bowen AP-1

	BGWC-42D	BGWC-43D	BGWC-44D	BGWC-49D	BGWC-50D	BGWC-51	BGWC-52	BGWC-7	BGWC-8
2/9/2022			347		377				
2/10/2022									259
2/11/2022								618	
2/14/2022						632	321		
2/15/2022		1620							
2/17/2022	658			1620					
7/26/2022			344		409				196
7/28/2022	628						236	732	
8/1/2022		1850		1330		502			

Time Series

Constituent: Total Dissolved Solids (mg/L) Analysis Run 11/18/2022 2:57 AM View: Constituents View

Plant Bowen Client: Southern Company Data: Bowen AP-1

	BGWC-9
6/6/2016	320
6/7/2016	
6/8/2016	
8/10/2016	
8/11/2016	361
10/4/2016	
10/5/2016	376
10/6/2016	
12/2/2016	
12/5/2016	426
12/6/2016	
2/14/2017	
2/15/2017	452
4/14/2017	
4/17/2017	388
4/18/2017	
5/26/2017	423
6/2/2017	
7/10/2017	
7/11/2017	387
7/14/2017	
10/10/2017	376
10/11/2017	
6/12/2018	348
6/13/2018	
10/16/2018	
10/17/2018	377
10/18/2018	
4/1/2019	326
4/2/2019	
9/24/2019	325
3/18/2020	
3/19/2020	306
5/4/2020	
5/11/2020	
5/20/2020	
9/3/2020	
9/23/2020	
9/24/2020	322
9/25/2020	
1/28/2021	
3/24/2021	294
3/29/2021	
3/30/2021	
3/31/2021	
4/1/2021	
4/19/2021	
8/18/2021	307
8/19/2021	
8/20/2021	
8/23/2021	
8/24/2021	

Time Series

Constituent: Total Dissolved Solids (mg/L) Analysis Run 11/18/2022 2:57 AM View: Constituents View

Plant Bowen Client: Southern Company Data: Bowen AP-1

	BGWC-9
2/9/2022	
2/10/2022	304
2/11/2022	
2/14/2022	
2/15/2022	
2/17/2022	
7/26/2022	349
7/28/2022	
8/1/2022	

FIGURE B.

Sanitas™ v.9.6.35 . UG

Box & Whiskers Plot

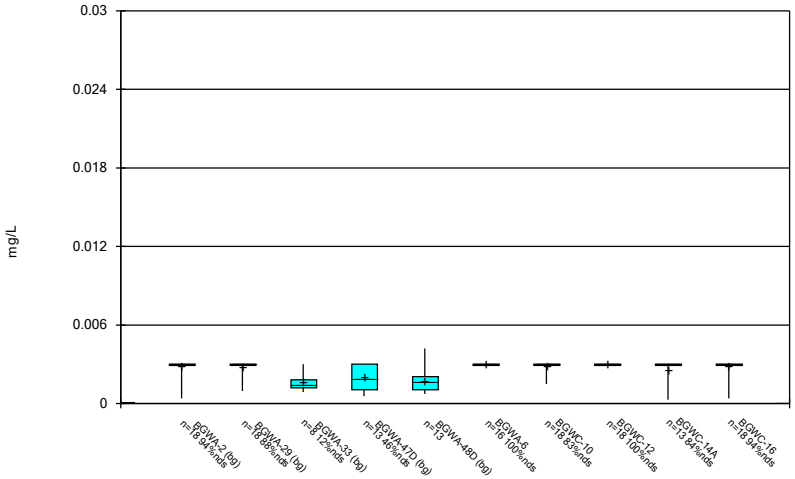

Constituent: Antimony Analysis Run 11/18/2022 2:58 AM View: Constituents View
Plant Bowen Client: Southern Company Data: Bowen AP-1

Sanitas™ v.9.6.35 . UG

Box & Whiskers Plot

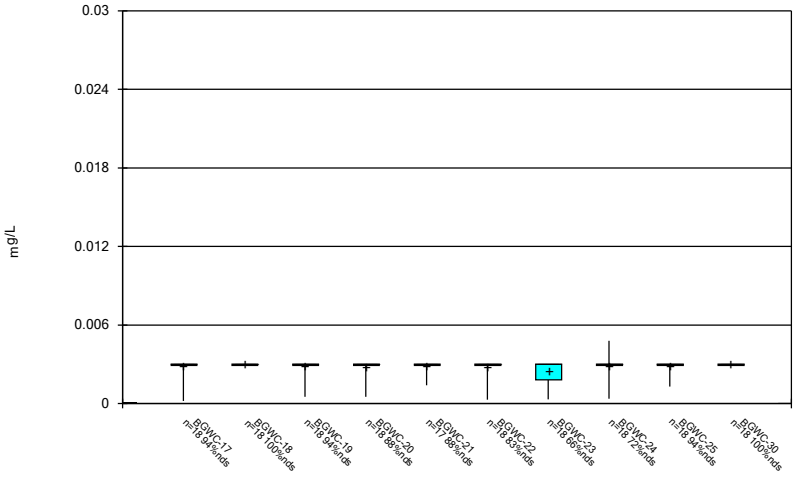

Constituent: Antimony Analysis Run 11/18/2022 2:58 AM View: Constituents View
Plant Bowen Client: Southern Company Data: Bowen AP-1

Sanitas™ v.9.6.35 . UG

Box & Whiskers Plot

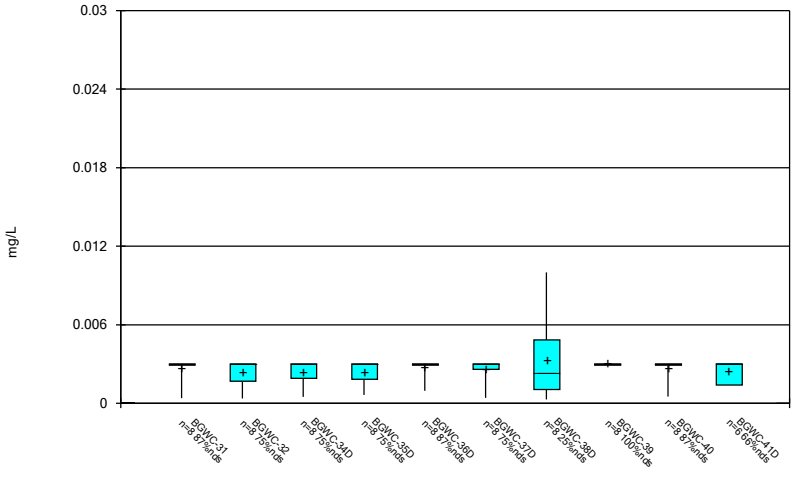

Constituent: Antimony Analysis Run 11/18/2022 2:58 AM View: Constituents View
Plant Bowen Client: Southern Company Data: Bowen AP-1

Sanitas™ v.9.6.35 . UG

Box & Whiskers Plot

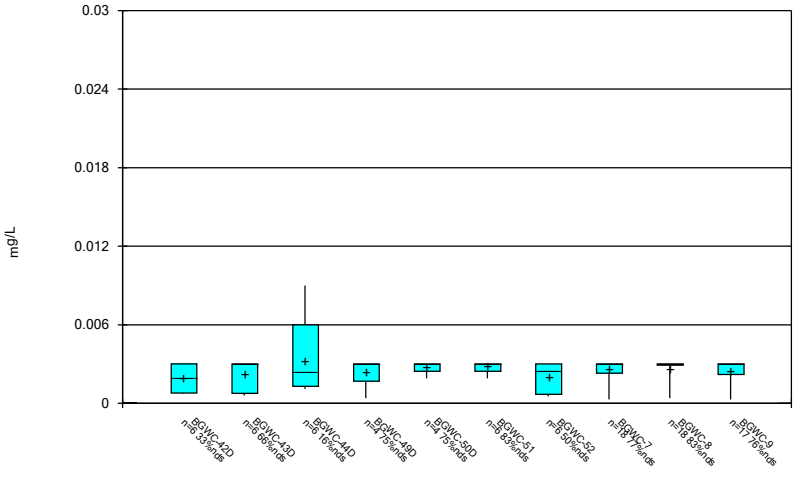

Constituent: Antimony Analysis Run 11/18/2022 2:58 AM View: Constituents View
Plant Bowen Client: Southern Company Data: Bowen AP-1

Sanitas™ v.9.6.35 . UG

Box & Whiskers Plot

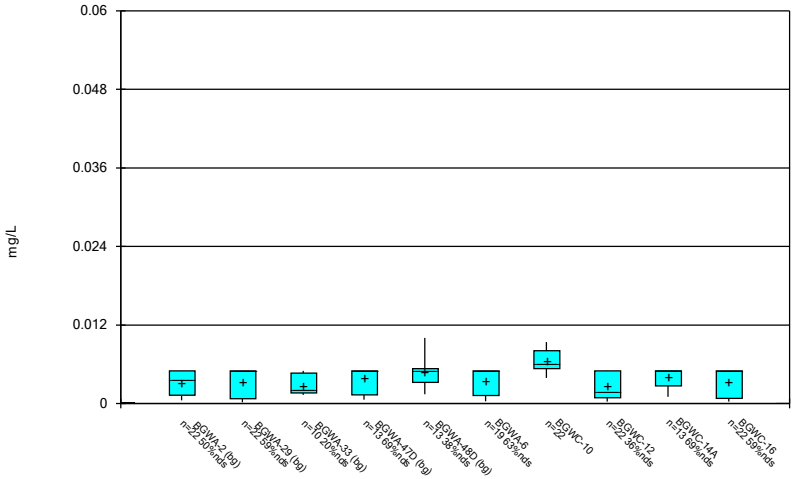

Constituent: Arsenic Analysis Run 11/18/2022 2:58 AM View: Constituents View
Plant Bowen Client: Southern Company Data: Bowen AP-1

Sanitas™ v.9.6.35 . UG

Box & Whiskers Plot

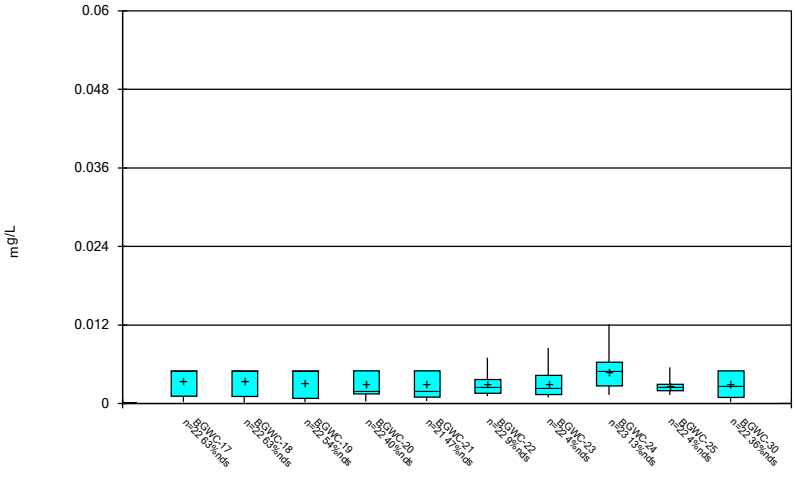

Constituent: Arsenic Analysis Run 11/18/2022 2:58 AM View: Constituents View
Plant Bowen Client: Southern Company Data: Bowen AP-1

Sanitas™ v.9.6.35 . UG

Box & Whiskers Plot

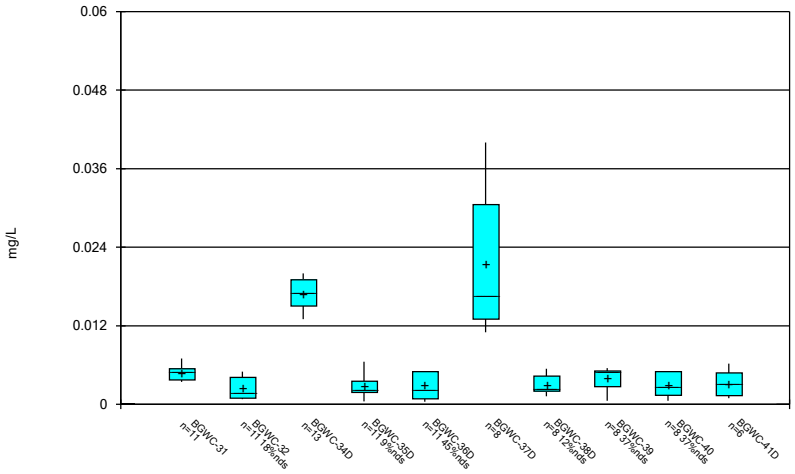

Constituent: Arsenic Analysis Run 11/18/2022 2:58 AM View: Constituents View
Plant Bowen Client: Southern Company Data: Bowen AP-1

Sanitas™ v.9.6.35 . UG

Box & Whiskers Plot

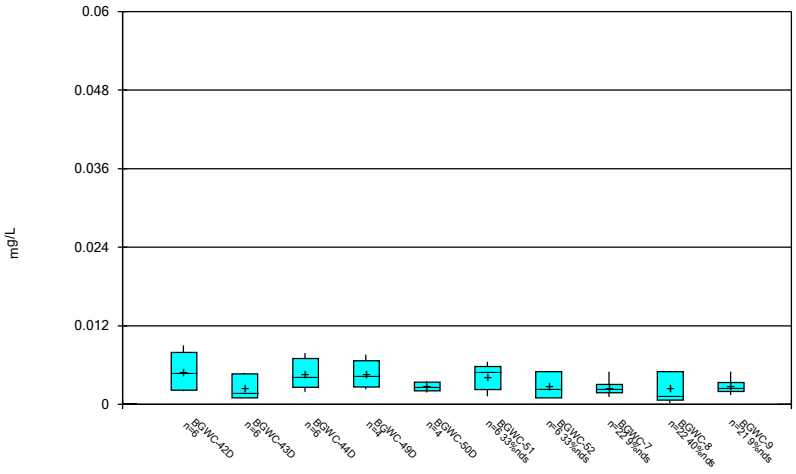

Constituent: Arsenic Analysis Run 11/18/2022 2:58 AM View: Constituents View
Plant Bowen Client: Southern Company Data: Bowen AP-1

Sanitas™ v.9.6.35 . UG

Box & Whiskers Plot

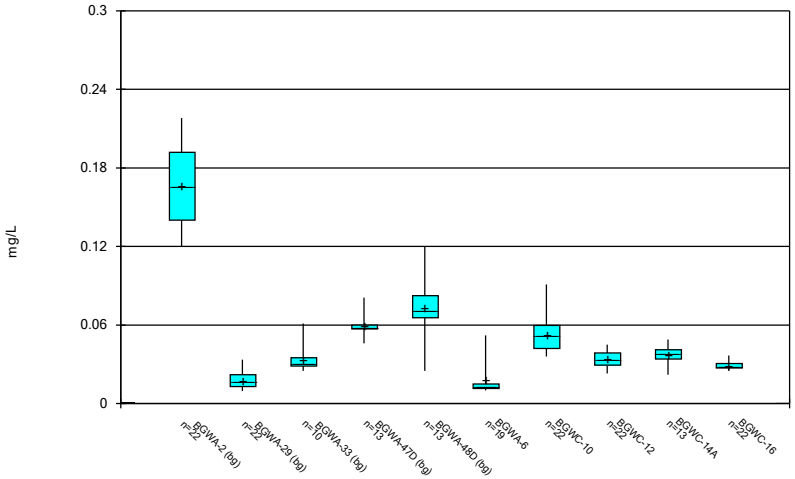

Constituent: Barium Analysis Run 11/18/2022 2:58 AM View: Constituents View
Plant Bowen Client: Southern Company Data: Bowen AP-1

Sanitas™ v.9.6.35 . UG

Box & Whiskers Plot

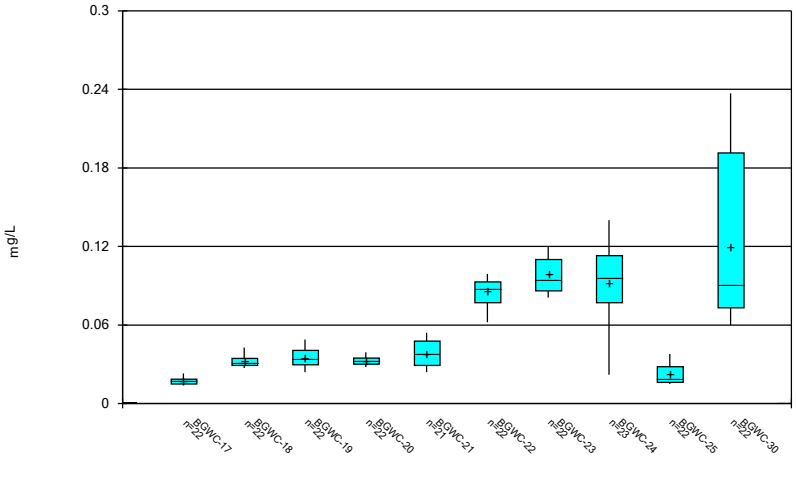

Constituent: Barium Analysis Run 11/18/2022 2:58 AM View: Constituents View
Plant Bowen Client: Southern Company Data: Bowen AP-1

Sanitas™ v.9.6.35 . UG

Box & Whiskers Plot

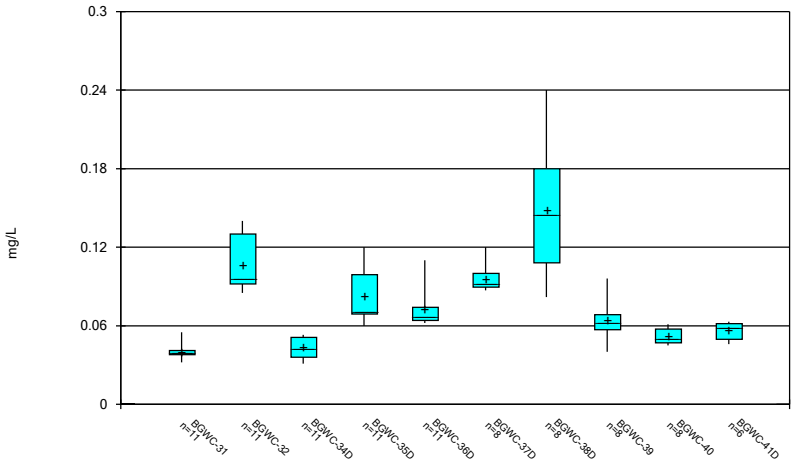

Constituent: Barium Analysis Run 11/18/2022 2:58 AM View: Constituents View
Plant Bowen Client: Southern Company Data: Bowen AP-1

Sanitas™ v.9.6.35 . UG

Box & Whiskers Plot

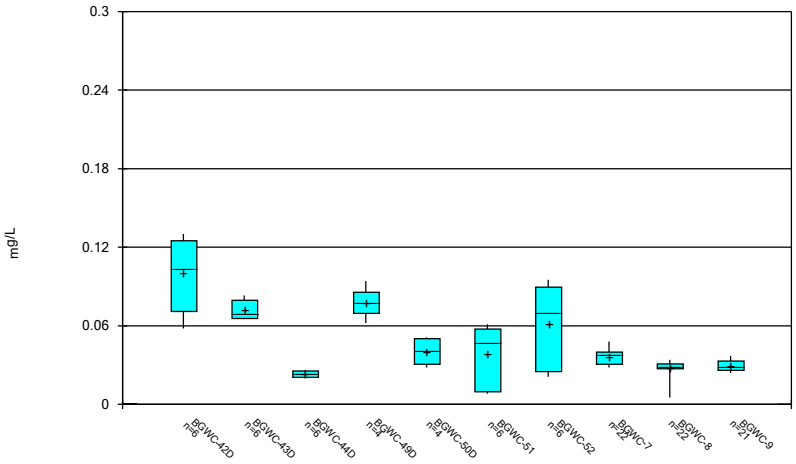

Constituent: Barium Analysis Run 11/18/2022 2:58 AM View: Constituents View
Plant Bowen Client: Southern Company Data: Bowen AP-1

Sanitas™ v.9.6.35 . UG

Box & Whiskers Plot

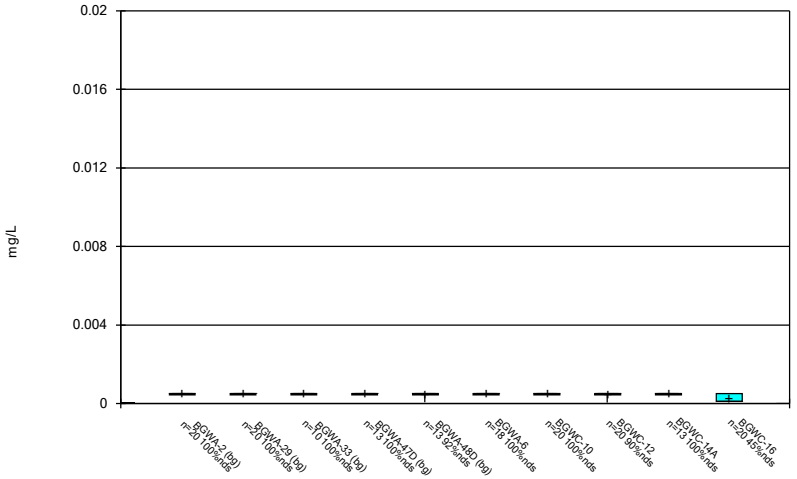

Constituent: Beryllium Analysis Run 11/18/2022 2:58 AM View: Constituents View
Plant Bowen Client: Southern Company Data: Bowen AP-1

Sanitas™ v.9.6.35 . UG

Box & Whiskers Plot

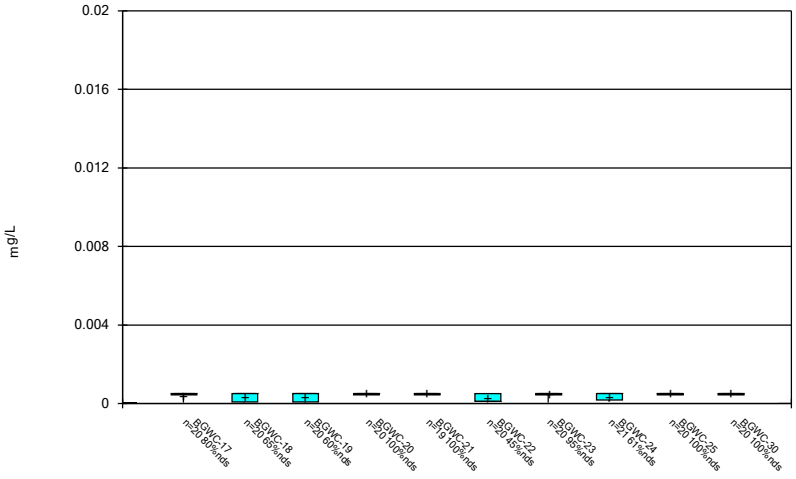

Constituent: Beryllium Analysis Run 11/18/2022 2:58 AM View: Constituents View
Plant Bowen Client: Southern Company Data: Bowen AP-1

Sanitas™ v.9.6.35 . UG

Box & Whiskers Plot

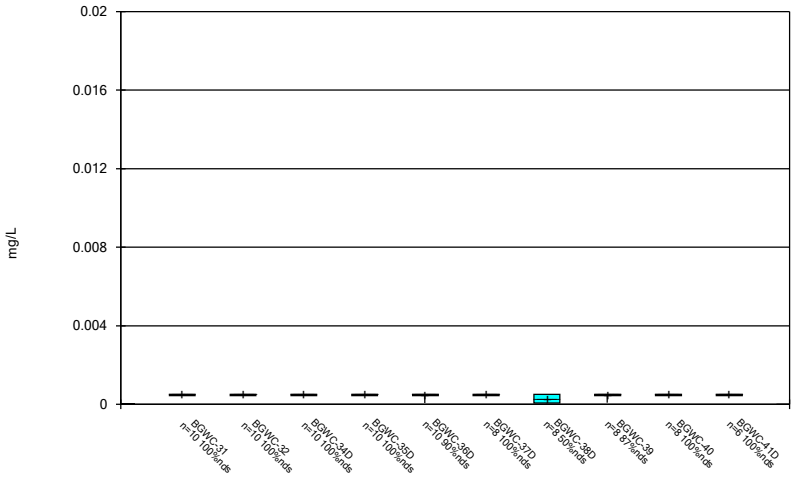

Constituent: Beryllium Analysis Run 11/18/2022 2:58 AM View: Constituents View
Plant Bowen Client: Southern Company Data: Bowen AP-1

Sanitas™ v.9.6.35 . UG

Box & Whiskers Plot

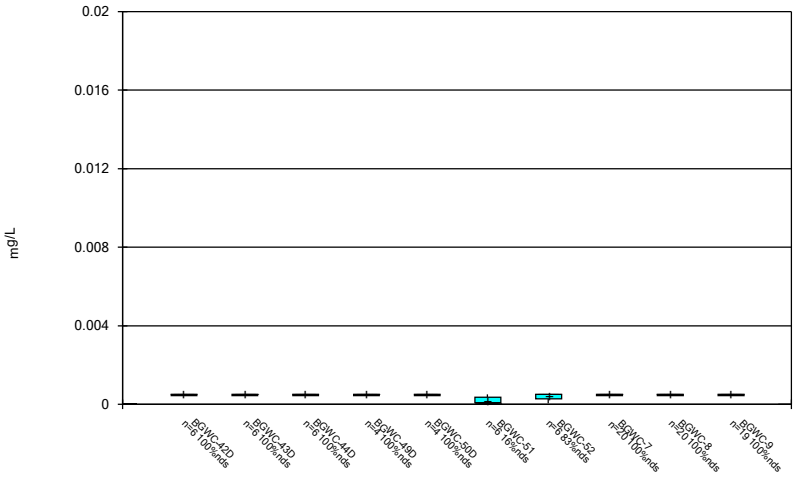

Constituent: Beryllium Analysis Run 11/18/2022 2:58 AM View: Constituents View
Plant Bowen Client: Southern Company Data: Bowen AP-1

Sanitas™ v.9.6.35 . UG

Box & Whiskers Plot

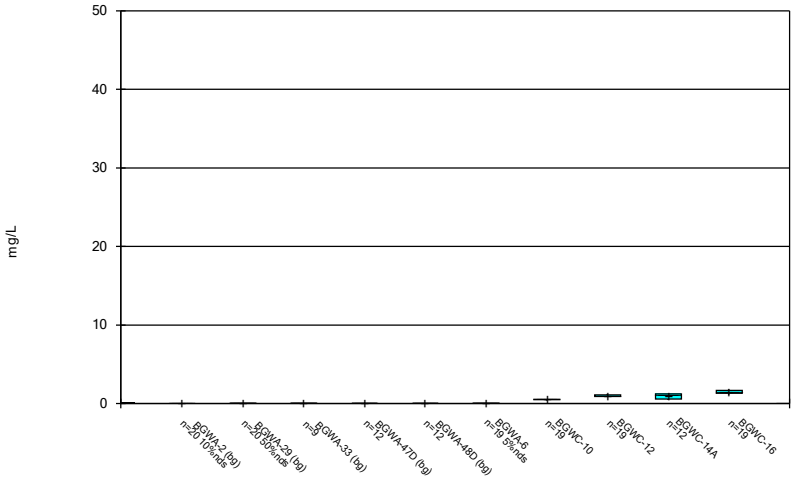

Constituent: Boron Analysis Run 11/18/2022 2:58 AM View: Constituents View
Plant Bowen Client: Southern Company Data: Bowen AP-1

Sanitas™ v.9.6.35 . UG

Box & Whiskers Plot

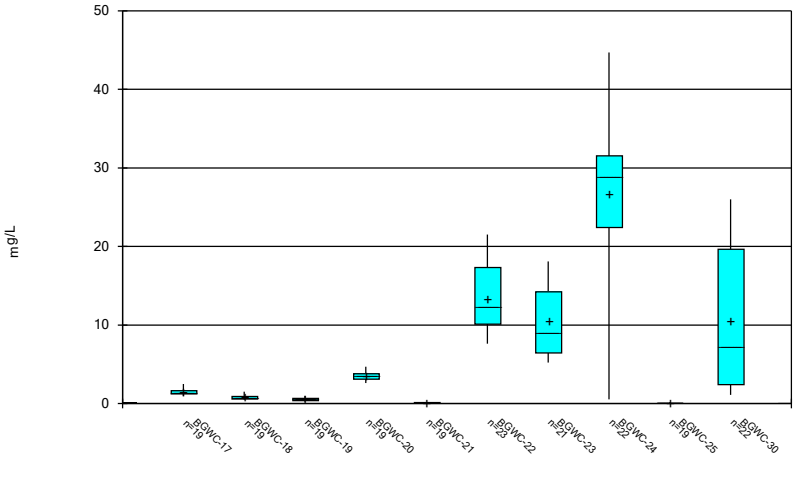

Constituent: Boron Analysis Run 11/18/2022 2:58 AM View: Constituents View
Plant Bowen Client: Southern Company Data: Bowen AP-1

Sanitas™ v.9.6.35 . UG

Box & Whiskers Plot

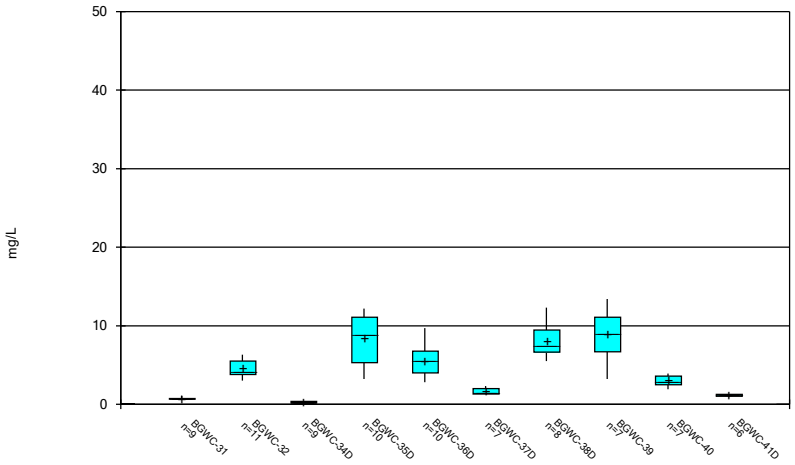

Constituent: Boron Analysis Run 11/18/2022 2:58 AM View: Constituents View
Plant Bowen Client: Southern Company Data: Bowen AP-1

Sanitas™ v.9.6.35 . UG

Box & Whiskers Plot

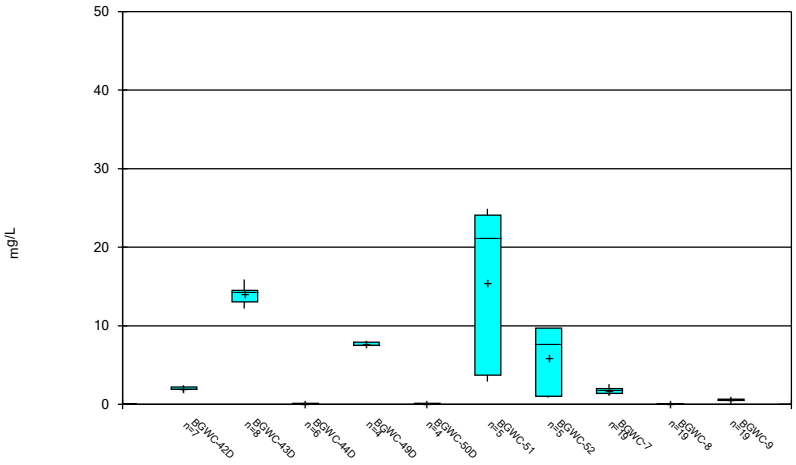

Constituent: Boron Analysis Run 11/18/2022 2:58 AM View: Constituents View
Plant Bowen Client: Southern Company Data: Bowen AP-1

Sanitas™ v.9.6.35 . UG

Box & Whiskers Plot

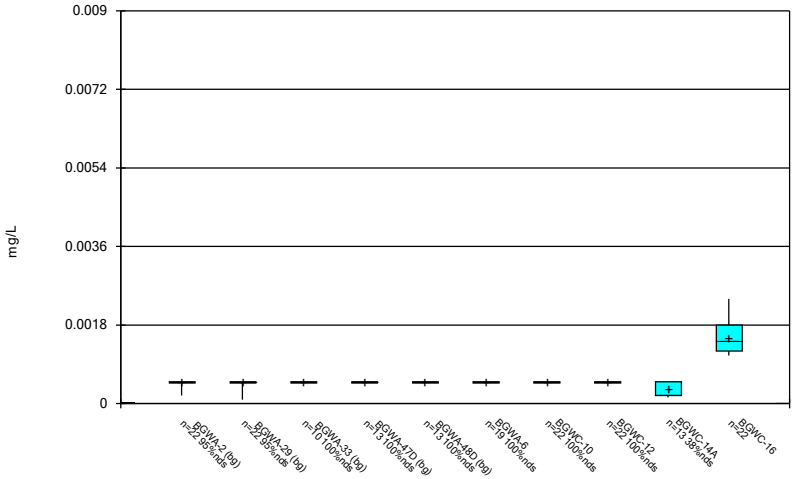

Constituent: Cadmium Analysis Run 11/18/2022 2:58 AM View: Constituents View
Plant Bowen Client: Southern Company Data: Bowen AP-1

Sanitas™ v.9.6.35 . UG

Box & Whiskers Plot

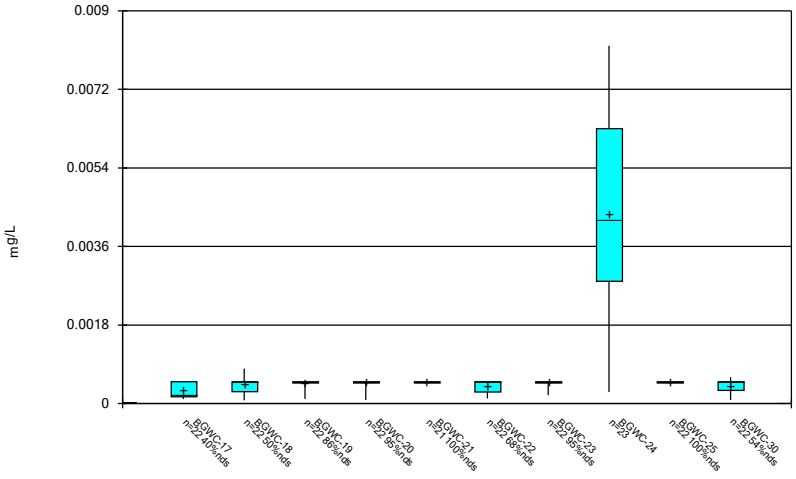

Constituent: Cadmium Analysis Run 11/18/2022 2:58 AM View: Constituents View
Plant Bowen Client: Southern Company Data: Bowen AP-1

Sanitas™ v.9.6.35 . UG

Box & Whiskers Plot

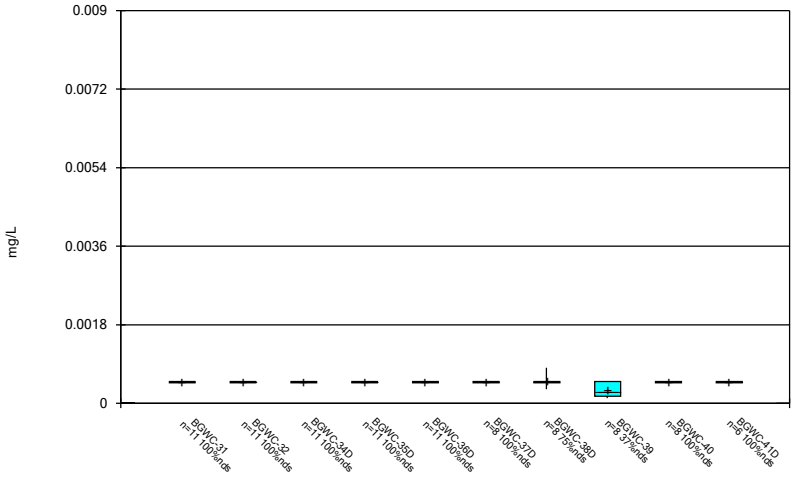

Constituent: Cadmium Analysis Run 11/18/2022 2:58 AM View: Constituents View
Plant Bowen Client: Southern Company Data: Bowen AP-1

Sanitas™ v.9.6.35 . UG

Box & Whiskers Plot

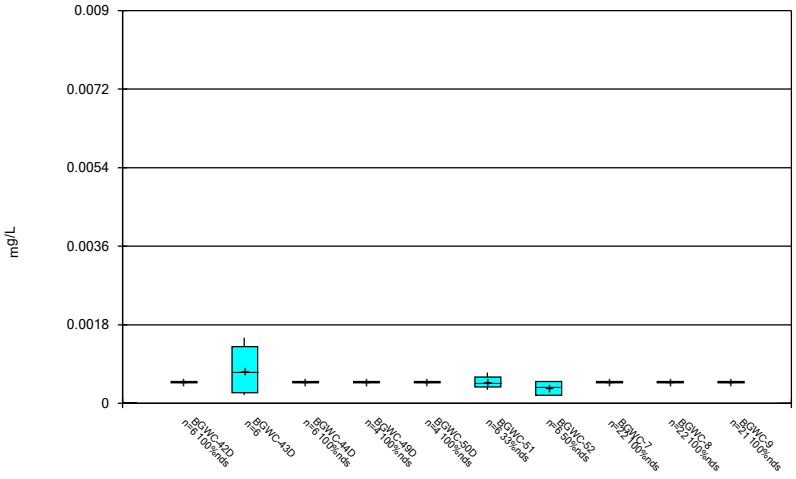

Constituent: Cadmium Analysis Run 11/18/2022 2:58 AM View: Constituents View
Plant Bowen Client: Southern Company Data: Bowen AP-1

Sanitas™ v.9.6.35 . UG

Box & Whiskers Plot

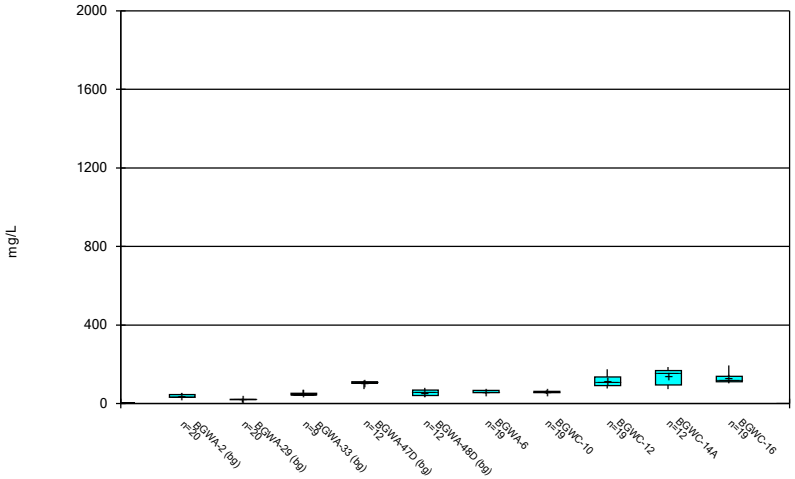

Constituent: Calcium Analysis Run 11/18/2022 2:58 AM View: Constituents View
Plant Bowen Client: Southern Company Data: Bowen AP-1

Sanitas™ v.9.6.35 . UG

Box & Whiskers Plot

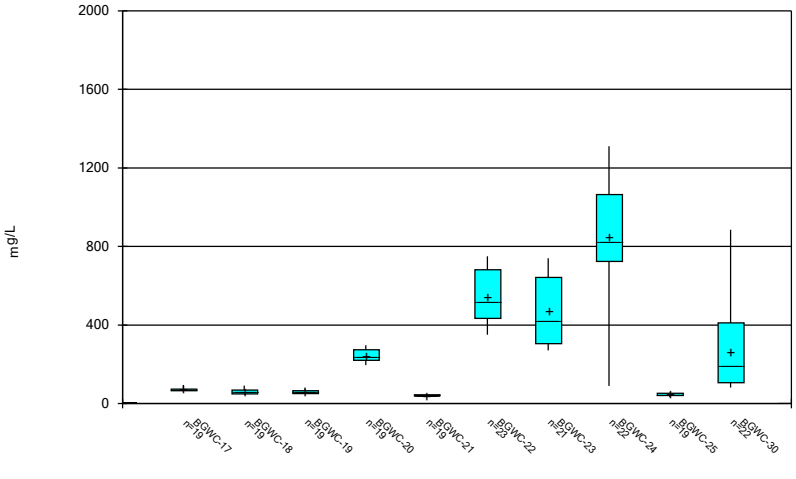

Constituent: Calcium Analysis Run 11/18/2022 2:58 AM View: Constituents View
Plant Bowen Client: Southern Company Data: Bowen AP-1

Sanitas™ v.9.6.35 . UG

Box & Whiskers Plot

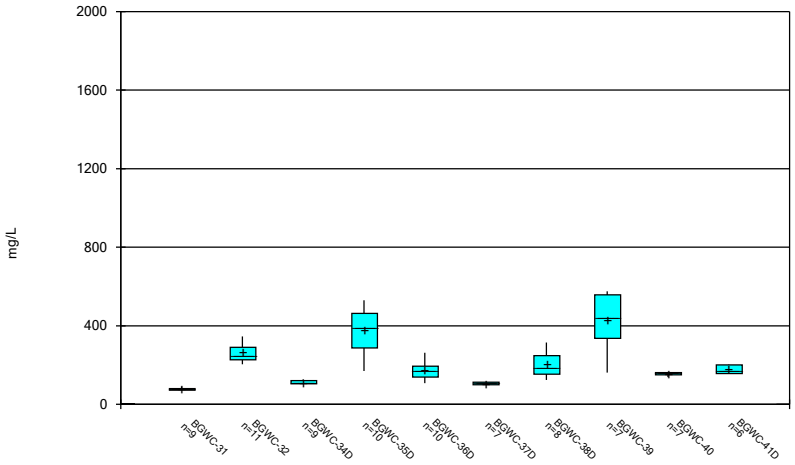

Constituent: Calcium Analysis Run 11/18/2022 2:58 AM View: Constituents View
Plant Bowen Client: Southern Company Data: Bowen AP-1

Sanitas™ v.9.6.35 . UG

Box & Whiskers Plot

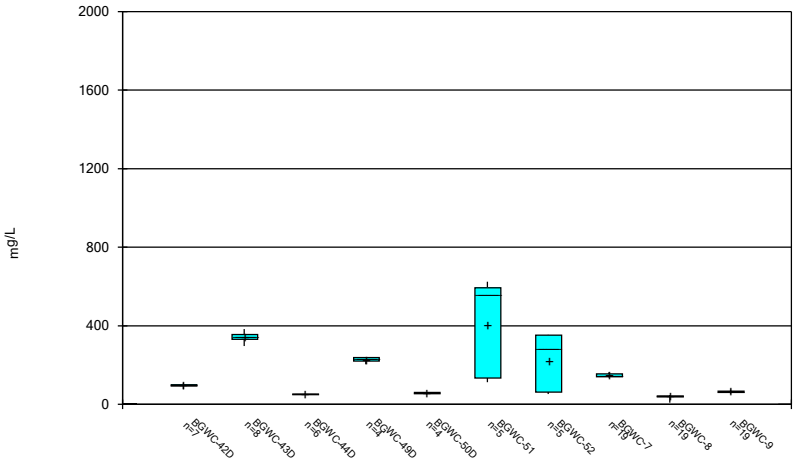

Constituent: Calcium Analysis Run 11/18/2022 2:58 AM View: Constituents View
Plant Bowen Client: Southern Company Data: Bowen AP-1

Sanitas™ v.9.6.35 . UG

Box & Whiskers Plot

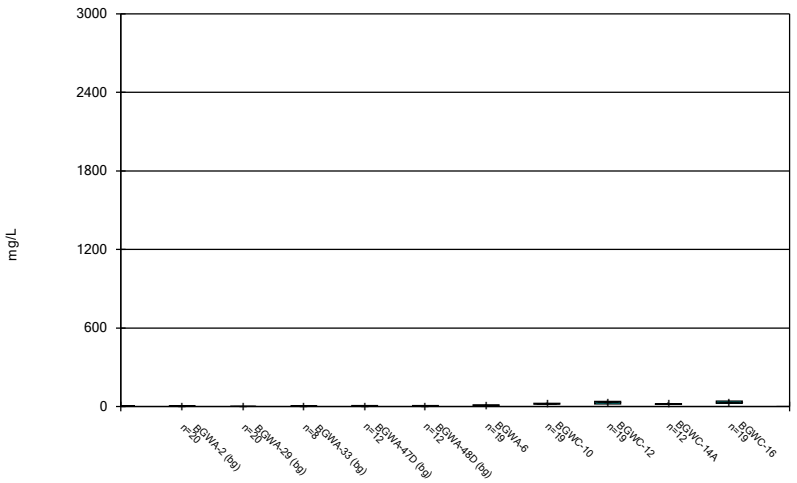

Constituent: Chloride Analysis Run 11/18/2022 2:58 AM View: Constituents View
Plant Bowen Client: Southern Company Data: Bowen AP-1

Sanitas™ v.9.6.35 . UG

Box & Whiskers Plot

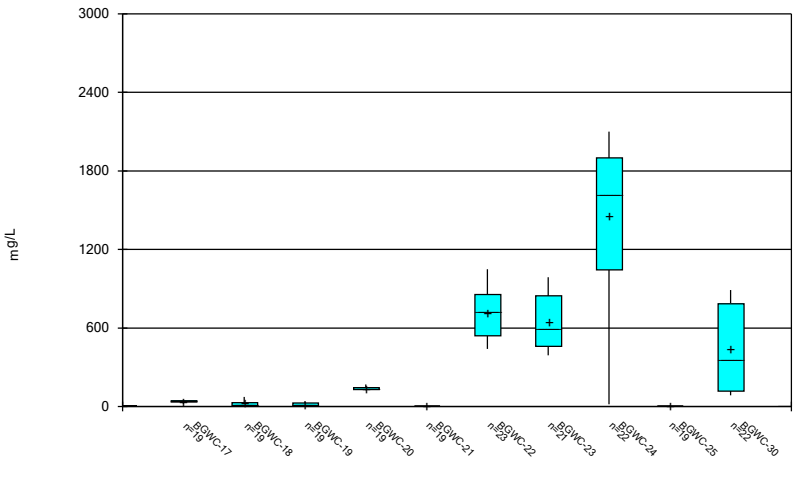

Constituent: Chloride Analysis Run 11/18/2022 2:58 AM View: Constituents View
Plant Bowen Client: Southern Company Data: Bowen AP-1

Sanitas™ v.9.6.35 . UG

Box & Whiskers Plot

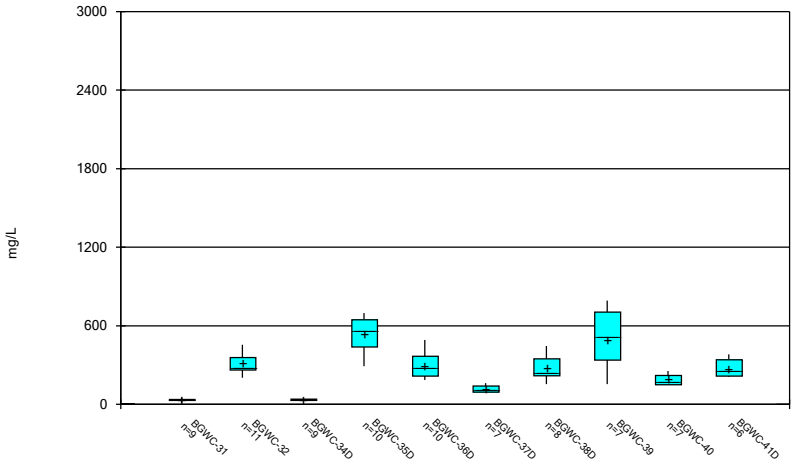

Constituent: Chloride Analysis Run 11/18/2022 2:58 AM View: Constituents View
Plant Bowen Client: Southern Company Data: Bowen AP-1

Sanitas™ v.9.6.35 . UG

Box & Whiskers Plot

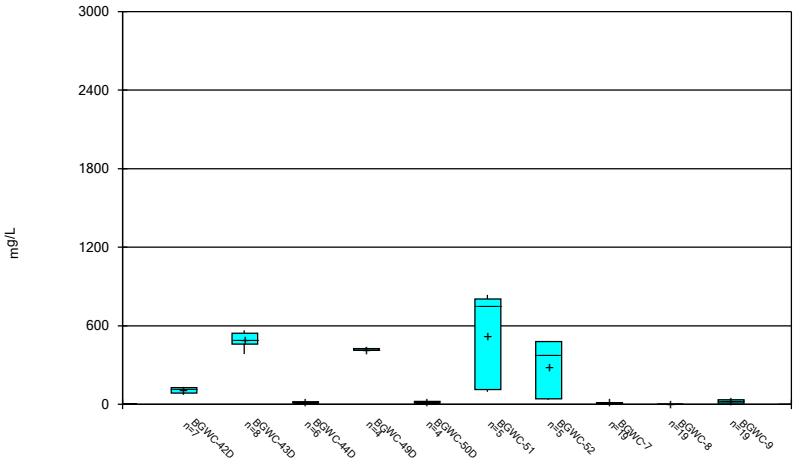

Constituent: Chloride Analysis Run 11/18/2022 2:58 AM View: Constituents View
Plant Bowen Client: Southern Company Data: Bowen AP-1

Sanitas™ v.9.6.35 . UG

Box & Whiskers Plot

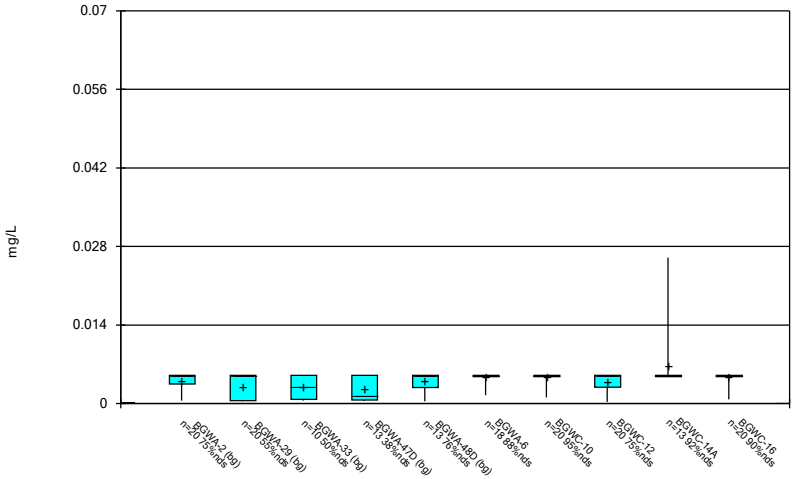

Constituent: Chromium Analysis Run 11/18/2022 2:58 AM View: Constituents View
Plant Bowen Client: Southern Company Data: Bowen AP-1

Sanitas™ v.9.6.35 . UG

Box & Whiskers Plot

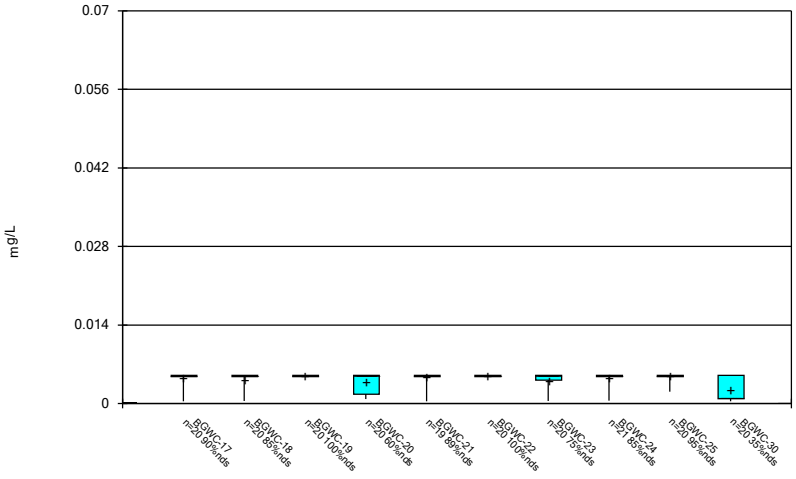

Constituent: Chromium Analysis Run 11/18/2022 2:58 AM View: Constituents View
Plant Bowen Client: Southern Company Data: Bowen AP-1

Sanitas™ v.9.6.35 . UG

Box & Whiskers Plot

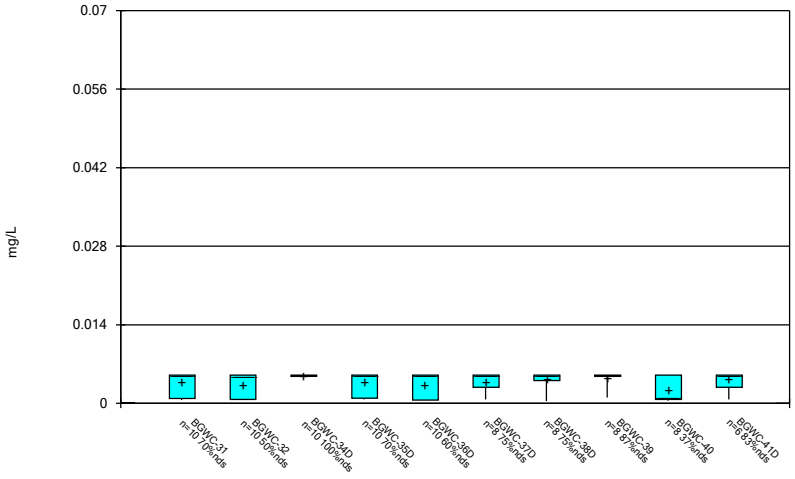

Constituent: Chromium Analysis Run 11/18/2022 2:58 AM View: Constituents View
Plant Bowen Client: Southern Company Data: Bowen AP-1

Sanitas™ v.9.6.35 . UG

Box & Whiskers Plot

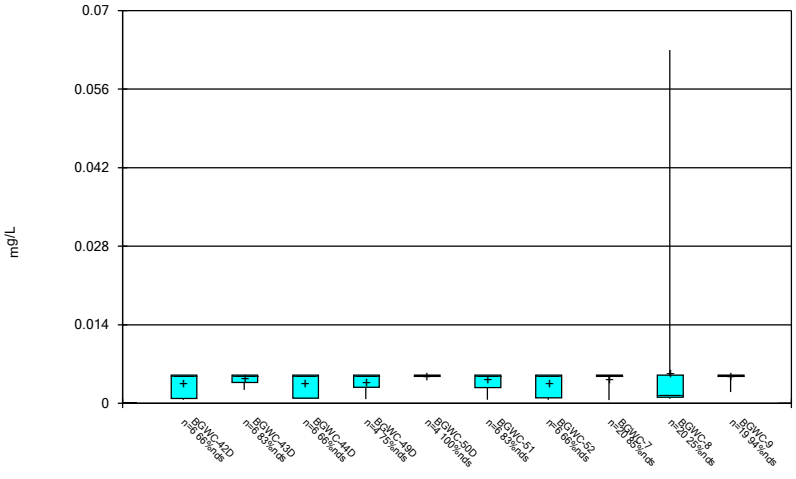

Constituent: Chromium Analysis Run 11/18/2022 2:58 AM View: Constituents View
Plant Bowen Client: Southern Company Data: Bowen AP-1

Sanitas™ v.9.6.35 . UG

Box & Whiskers Plot

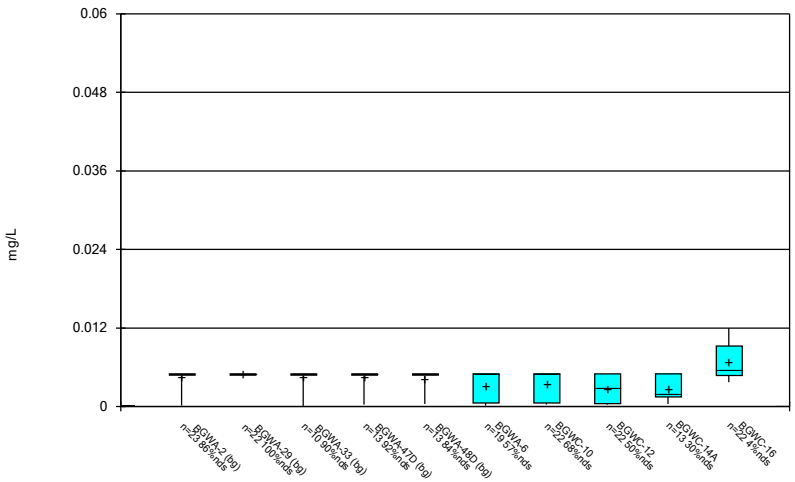

Constituent: Cobalt Analysis Run 11/18/2022 2:58 AM View: Constituents View
Plant Bowen Client: Southern Company Data: Bowen AP-1

Sanitas™ v.9.6.35 . UG

Box & Whiskers Plot

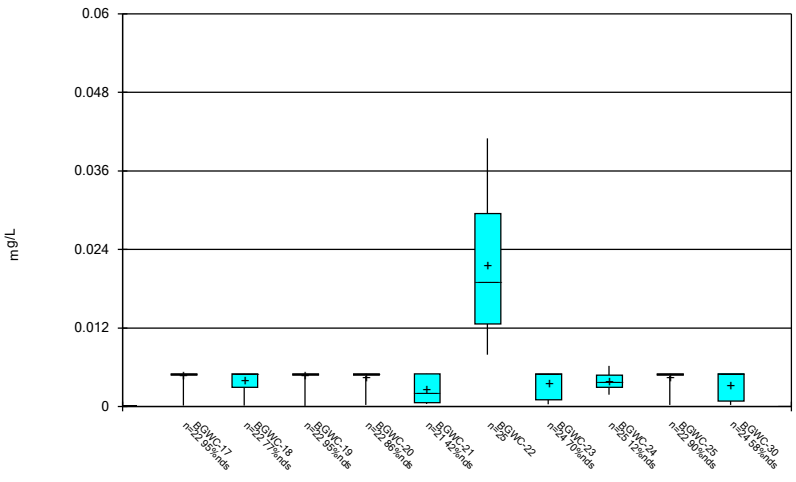

Constituent: Cobalt Analysis Run 11/18/2022 2:58 AM View: Constituents View
Plant Bowen Client: Southern Company Data: Bowen AP-1

Sanitas™ v.9.6.35 . UG

Box & Whiskers Plot

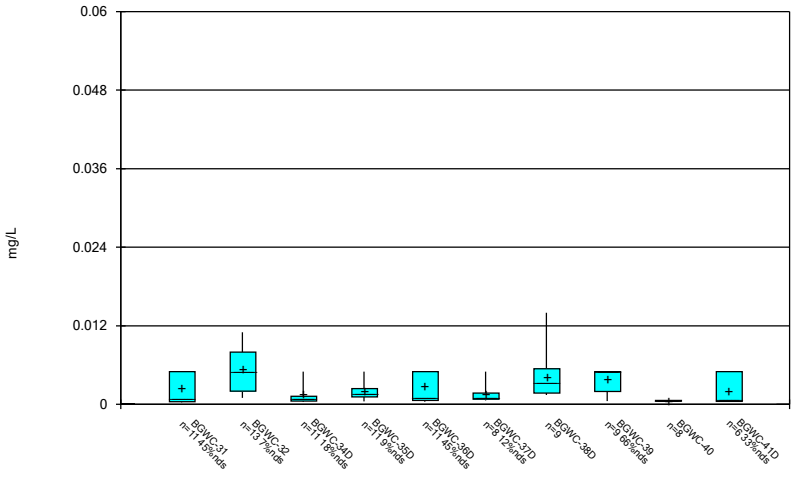

Constituent: Cobalt Analysis Run 11/18/2022 2:58 AM View: Constituents View
Plant Bowen Client: Southern Company Data: Bowen AP-1

Sanitas™ v.9.6.35 . UG

Box & Whiskers Plot

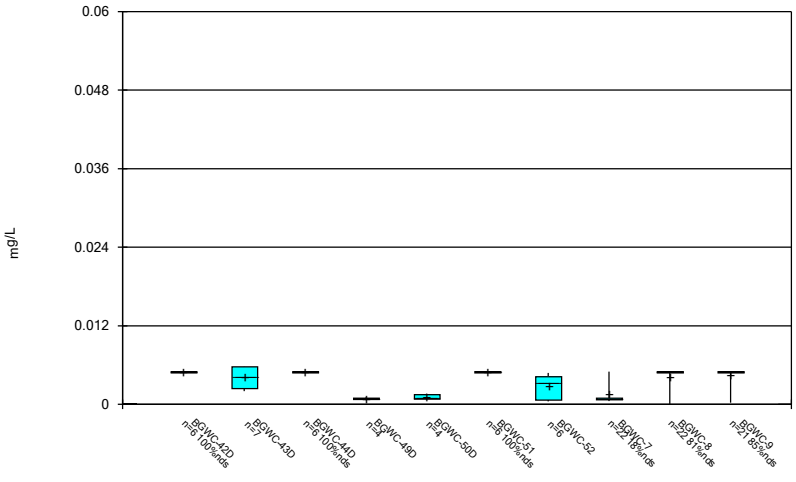

Constituent: Cobalt Analysis Run 11/18/2022 2:58 AM View: Constituents View
Plant Bowen Client: Southern Company Data: Bowen AP-1

Sanitas™ v.9.6.35 . UG

Box & Whiskers Plot

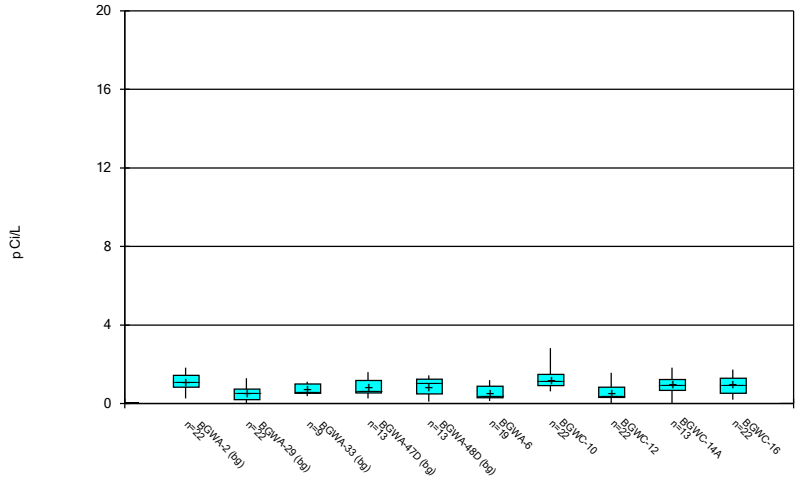

Constituent: Combined Radium 226 + 228 Analysis Run 11/18/2022 2:58 AM View: Constituents View
Plant Bowen Client: Southern Company Data: Bowen AP-1

Sanitas™ v.9.6.35 . UG

Box & Whiskers Plot

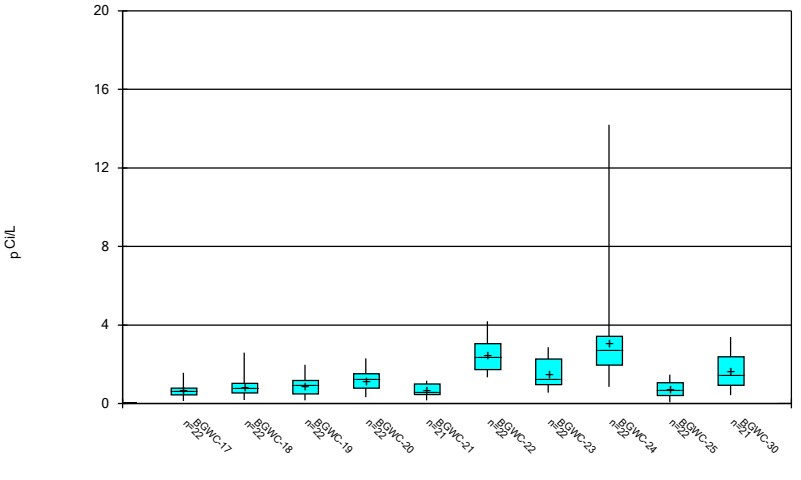

Constituent: Combined Radium 226 + 228 Analysis Run 11/18/2022 2:58 AM View: Constituents View
Plant Bowen Client: Southern Company Data: Bowen AP-1

Sanitas™ v.9.6.35 . UG

Box & Whiskers Plot

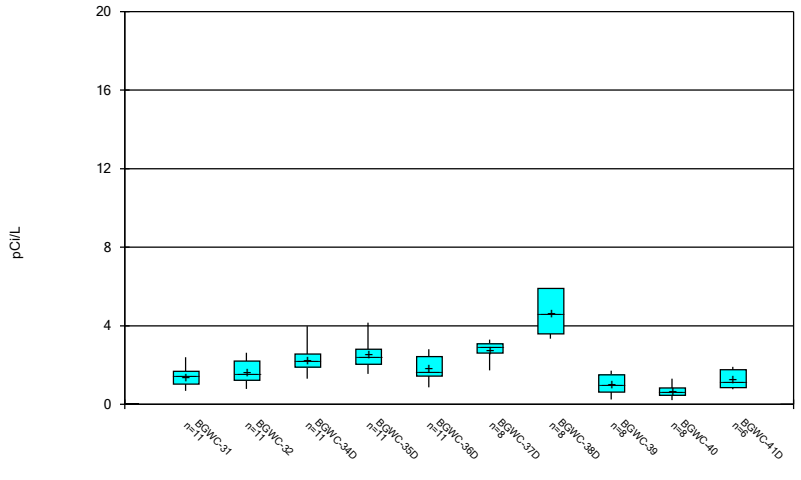

Constituent: Combined Radium 226 + 228 Analysis Run 11/18/2022 2:58 AM View: Constituents View
Plant Bowen Client: Southern Company Data: Bowen AP-1

Sanitas™ v.9.6.35 . UG

Box & Whiskers Plot

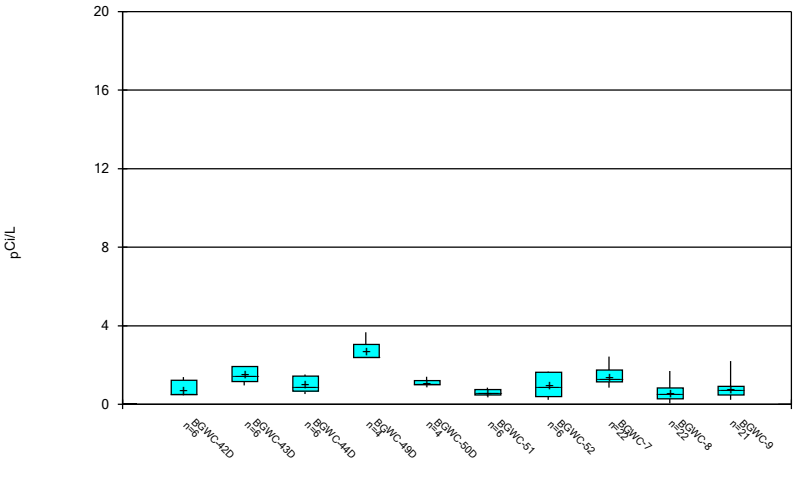

Constituent: Combined Radium 226 + 228 Analysis Run 11/18/2022 2:58 AM View: Constituents View
Plant Bowen Client: Southern Company Data: Bowen AP-1

Box & Whiskers Plot

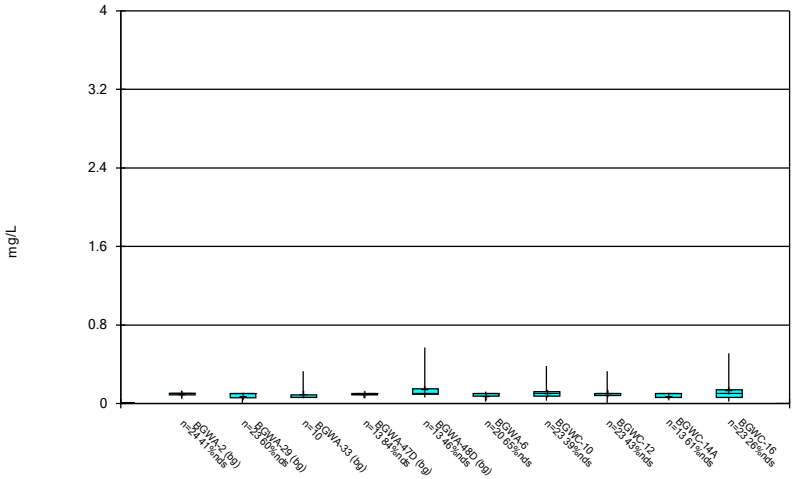

Constituent: Fluoride Analysis Run 11/18/2022 2:58 AM View: Constituents View
Plant Bowen Client: Southern Company Data: Bowen AP-1

Sanitas™ v.9.6.35 . UG

Box & Whiskers Plot

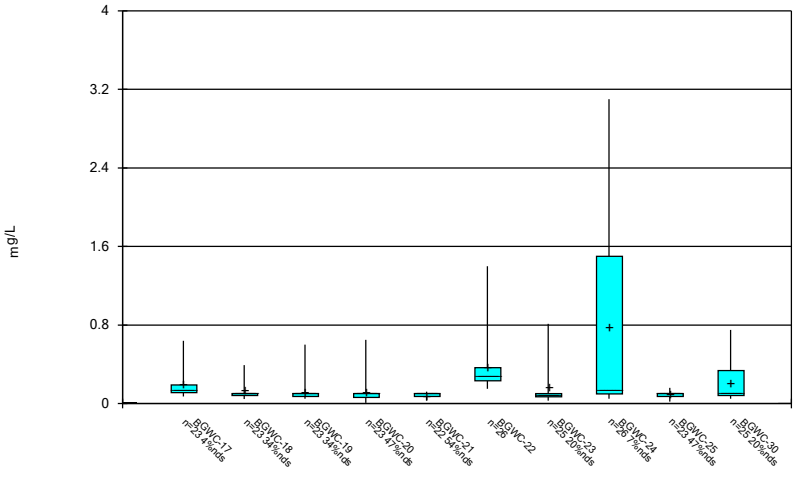

Constituent: Fluoride Analysis Run 11/18/2022 2:58 AM View: Constituents View
Plant Bowen Client: Southern Company Data: Bowen AP-1

Sanitas™ v.9.6.35 . UG

Box & Whiskers Plot

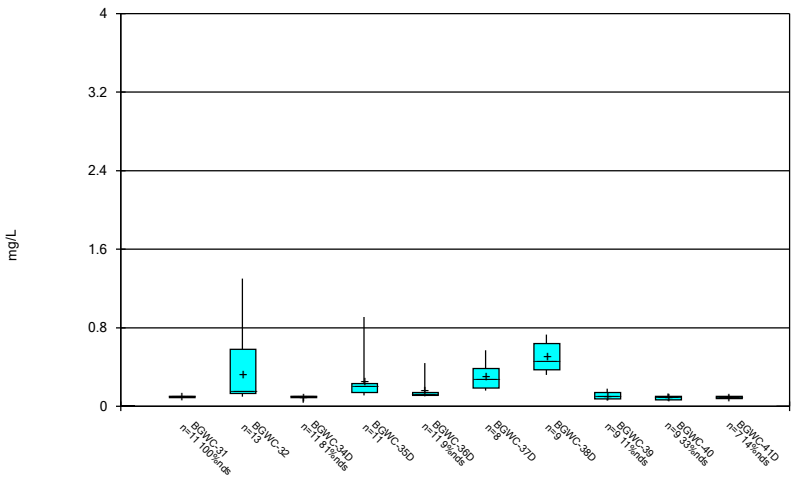

Constituent: Fluoride Analysis Run 11/18/2022 2:58 AM View: Constituents View
Plant Bowen Client: Southern Company Data: Bowen AP-1

Sanitas™ v.9.6.35 . UG

Box & Whiskers Plot

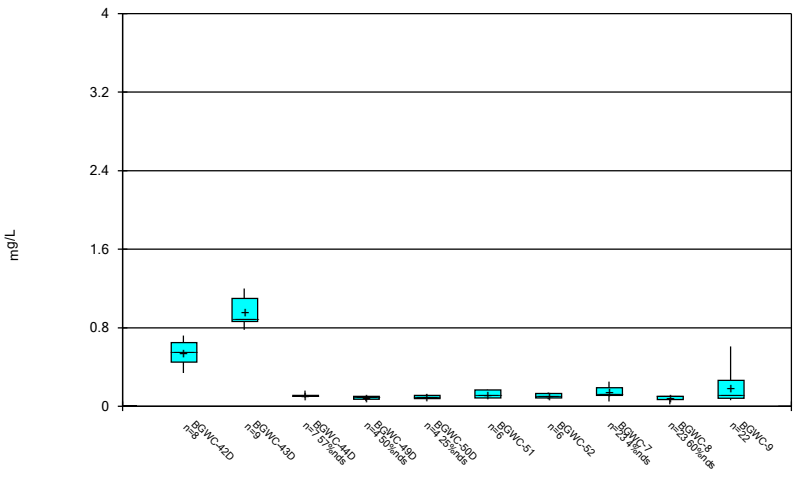

Constituent: Fluoride Analysis Run 11/18/2022 2:58 AM View: Constituents View
Plant Bowen Client: Southern Company Data: Bowen AP-1

Sanitas™ v.9.6.35 . UG

Box & Whiskers Plot

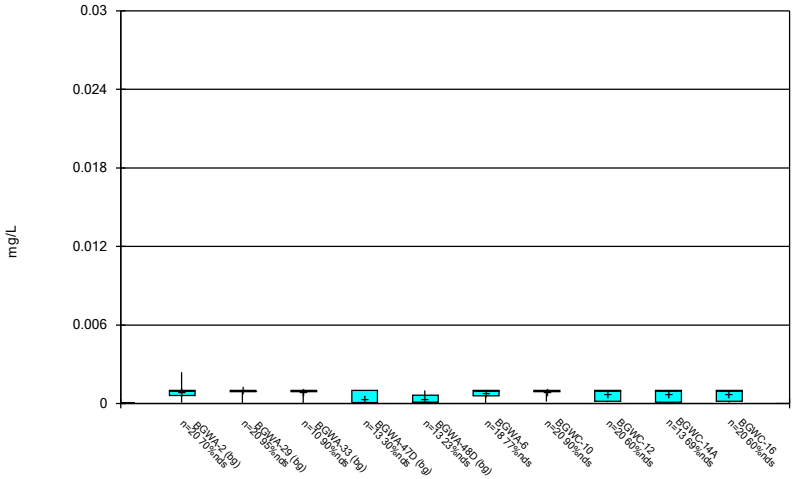

Constituent: Lead Analysis Run 11/18/2022 2:58 AM View: Constituents View
Plant Bowen Client: Southern Company Data: Bowen AP-1

Sanitas™ v.9.6.35 . UG

Box & Whiskers Plot

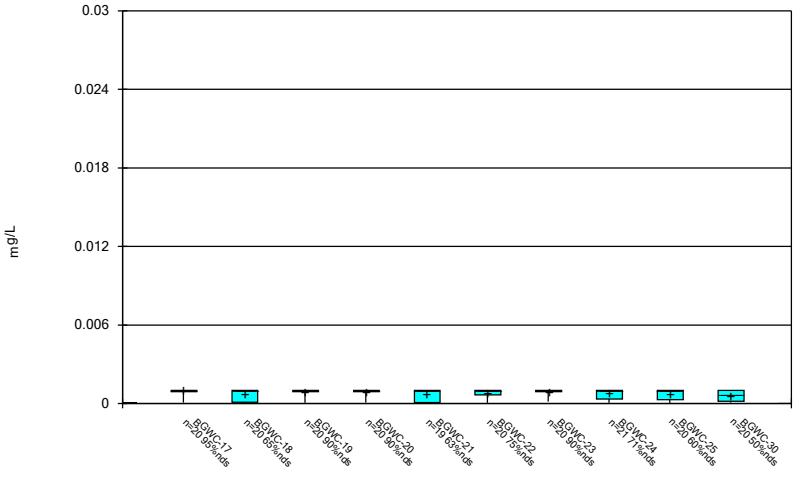

Constituent: Lead Analysis Run 11/18/2022 2:58 AM View: Constituents View
Plant Bowen Client: Southern Company Data: Bowen AP-1

Sanitas™ v.9.6.35 . UG

Box & Whiskers Plot

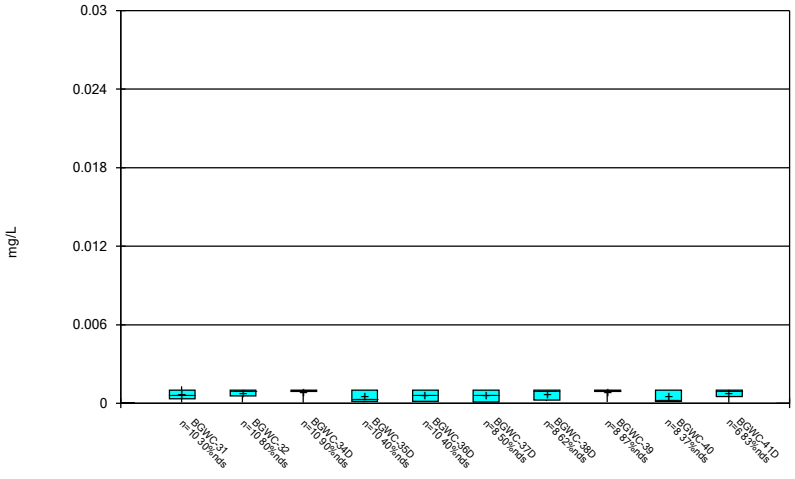

Constituent: Lead Analysis Run 11/18/2022 2:58 AM View: Constituents View
Plant Bowen Client: Southern Company Data: Bowen AP-1

Sanitas™ v.9.6.35 . UG

Box & Whiskers Plot

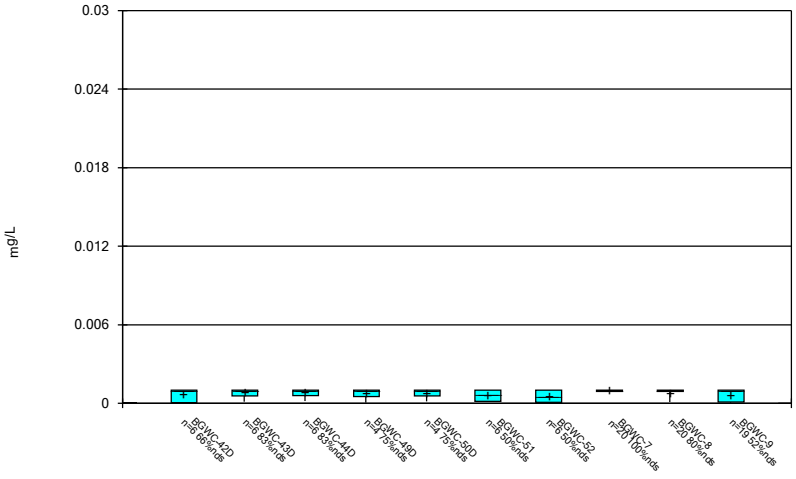

Constituent: Lead Analysis Run 11/18/2022 2:58 AM View: Constituents View
Plant Bowen Client: Southern Company Data: Bowen AP-1

Sanitas™ v.9.6.35 . UG

Box & Whiskers Plot

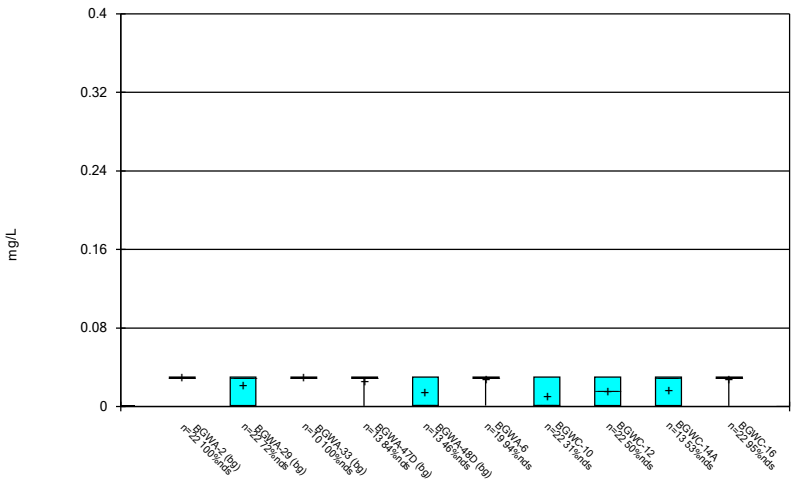

Constituent: Lithium Analysis Run 11/18/2022 2:58 AM View: Constituents View
Plant Bowen Client: Southern Company Data: Bowen AP-1

Sanitas™ v.9.6.35 . UG

Box & Whiskers Plot

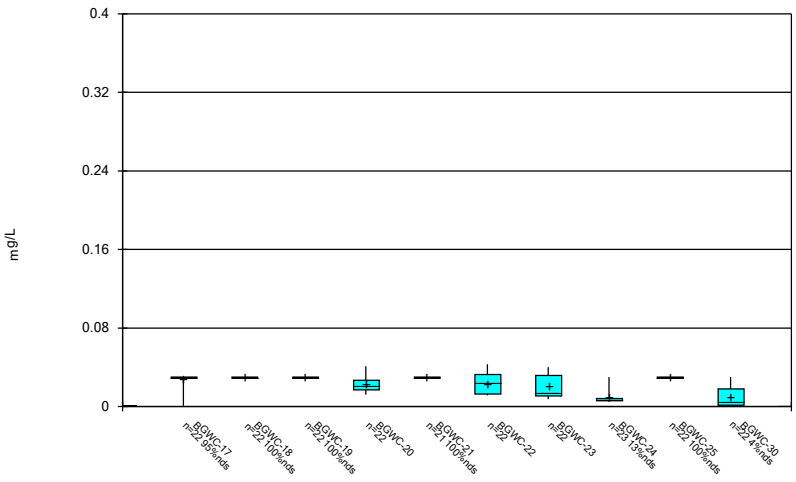

Constituent: Lithium Analysis Run 11/18/2022 2:58 AM View: Constituents View
Plant Bowen Client: Southern Company Data: Bowen AP-1

Sanitas™ v.9.6.35 . UG

Box & Whiskers Plot

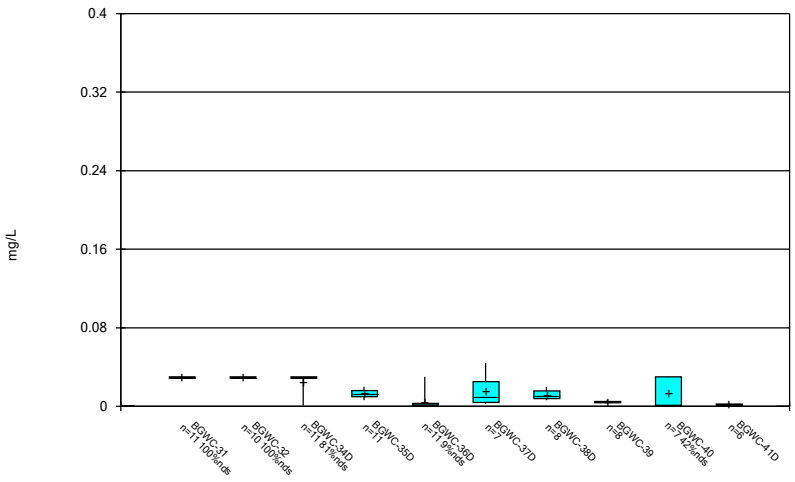

Constituent: Lithium Analysis Run 11/18/2022 2:58 AM View: Constituents View
Plant Bowen Client: Southern Company Data: Bowen AP-1

Sanitas™ v.9.6.35 . UG

Box & Whiskers Plot

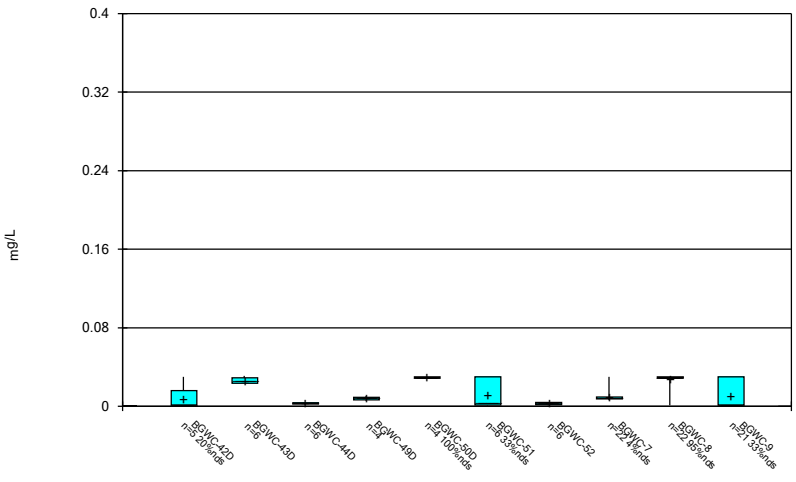

Constituent: Lithium Analysis Run 11/18/2022 2:58 AM View: Constituents View
Plant Bowen Client: Southern Company Data: Bowen AP-1

Sanitas™ v.9.6.35 . UG

Box & Whiskers Plot

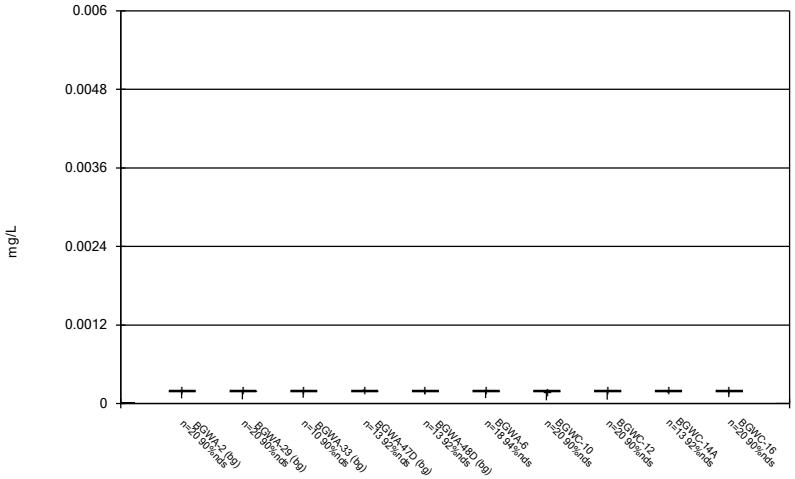

Constituent: Mercury Analysis Run 11/18/2022 2:59 AM View: Constituents View
Plant Bowen Client: Southern Company Data: Bowen AP-1

Sanitas™ v.9.6.35 . UG

Box & Whiskers Plot

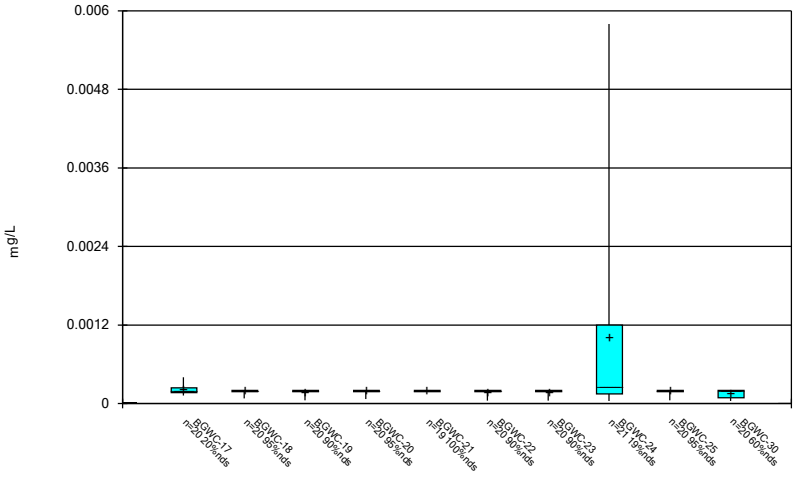

Constituent: Mercury Analysis Run 11/18/2022 2:59 AM View: Constituents View
Plant Bowen Client: Southern Company Data: Bowen AP-1

Sanitas™ v.9.6.35 . UG

Box & Whiskers Plot

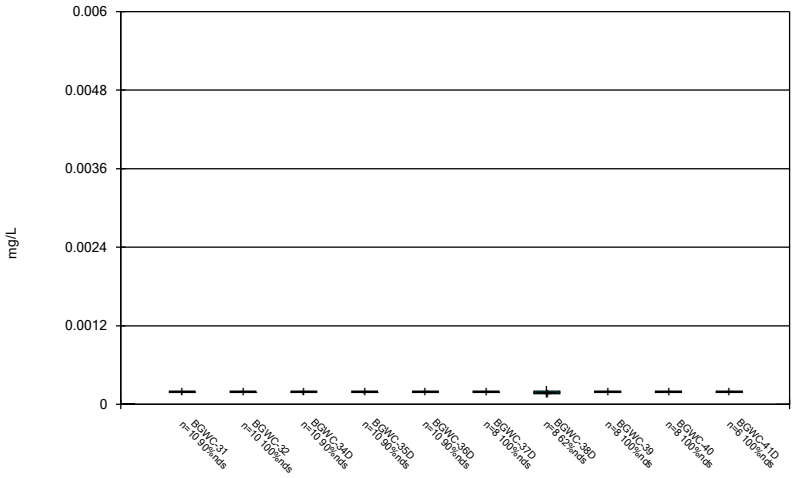

Constituent: Mercury Analysis Run 11/18/2022 2:59 AM View: Constituents View
Plant Bowen Client: Southern Company Data: Bowen AP-1

Sanitas™ v.9.6.35 . UG

Box & Whiskers Plot

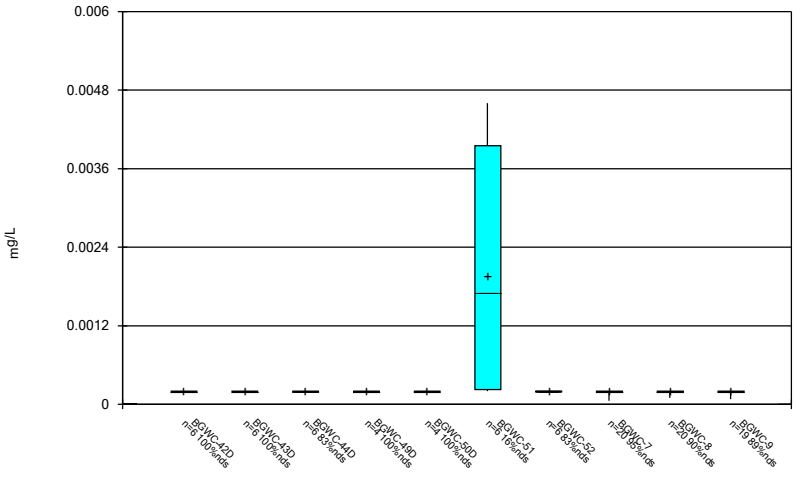

Constituent: Mercury Analysis Run 11/18/2022 2:59 AM View: Constituents View
Plant Bowen Client: Southern Company Data: Bowen AP-1

Box & Whiskers Plot

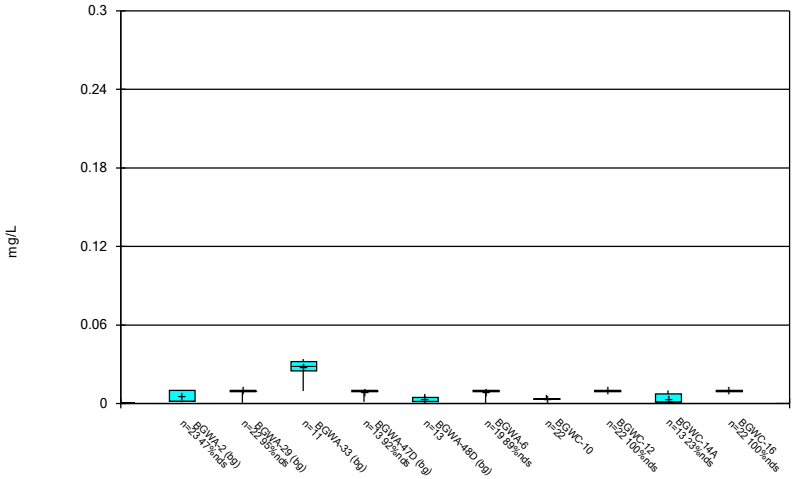

Constituent: Molybdenum Analysis Run 11/18/2022 2:59 AM View: Constituents View
Plant Bowen Client: Southern Company Data: Bowen AP-1

Sanitas™ v.9.6.35 . UG

Box & Whiskers Plot

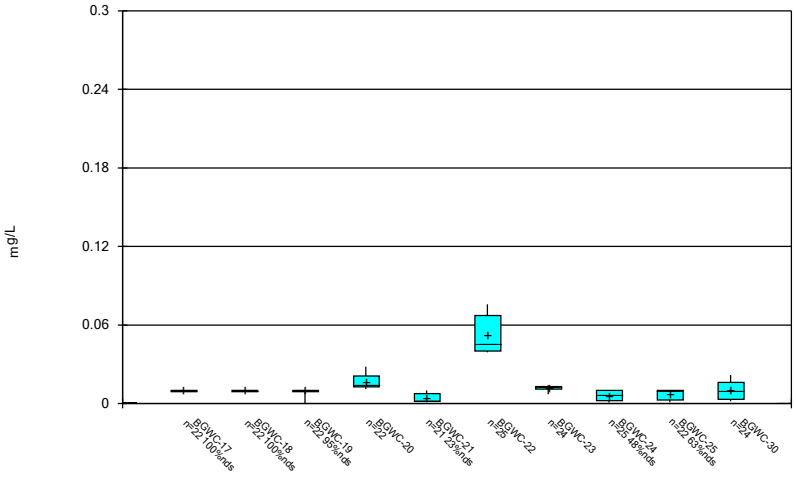

Constituent: Molybdenum Analysis Run 11/18/2022 2:59 AM View: Constituents View
Plant Bowen Client: Southern Company Data: Bowen AP-1

Sanitas™ v.9.6.35 . UG

Box & Whiskers Plot

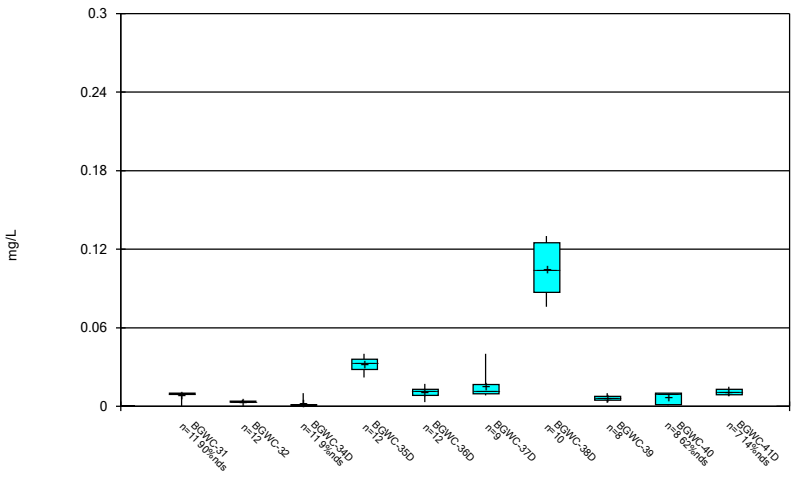

Constituent: Molybdenum Analysis Run 11/18/2022 2:59 AM View: Constituents View
Plant Bowen Client: Southern Company Data: Bowen AP-1

Sanitas™ v.9.6.35 . UG

Box & Whiskers Plot

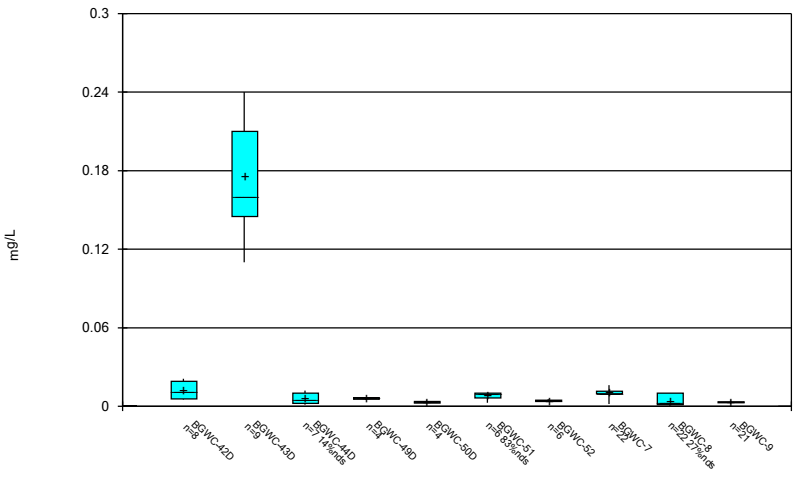

Constituent: Molybdenum Analysis Run 11/18/2022 2:59 AM View: Constituents View
Plant Bowen Client: Southern Company Data: Bowen AP-1

Box & Whiskers Plot

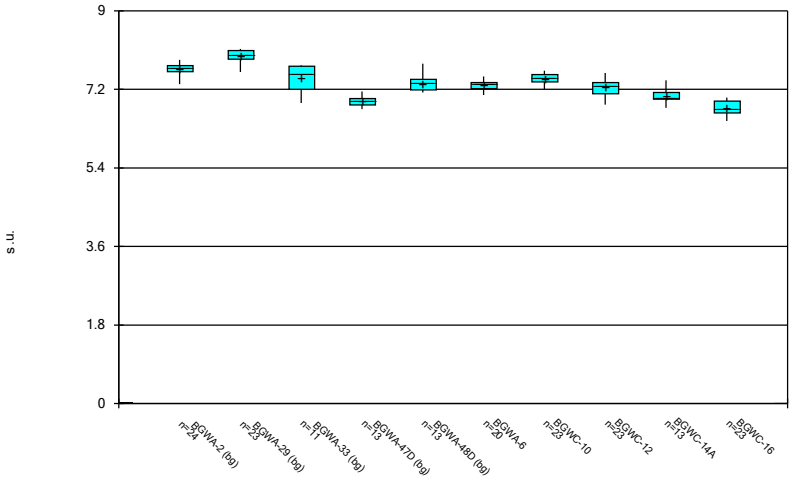

Constituent: pH Analysis Run 11/18/2022 2:59 AM View: Constituents View
Plant Bowen Client: Southern Company Data: Bowen AP-1

Sanitas™ v.9.6.35 . UG

Box & Whiskers Plot

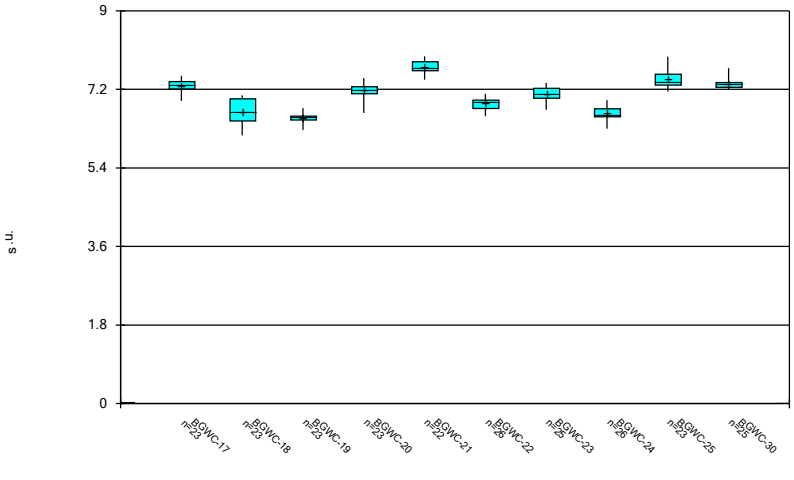

Constituent: pH Analysis Run 11/18/2022 2:59 AM View: Constituents View
Plant Bowen Client: Southern Company Data: Bowen AP-1

Sanitas™ v.9.6.35 . UG

Box & Whiskers Plot

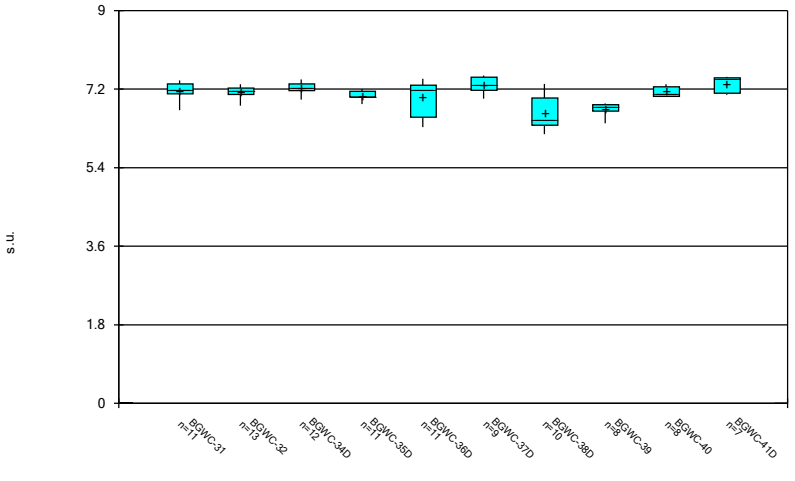

Constituent: pH Analysis Run 11/18/2022 2:59 AM View: Constituents View
Plant Bowen Client: Southern Company Data: Bowen AP-1

Sanitas™ v.9.6.35 . UG

Box & Whiskers Plot

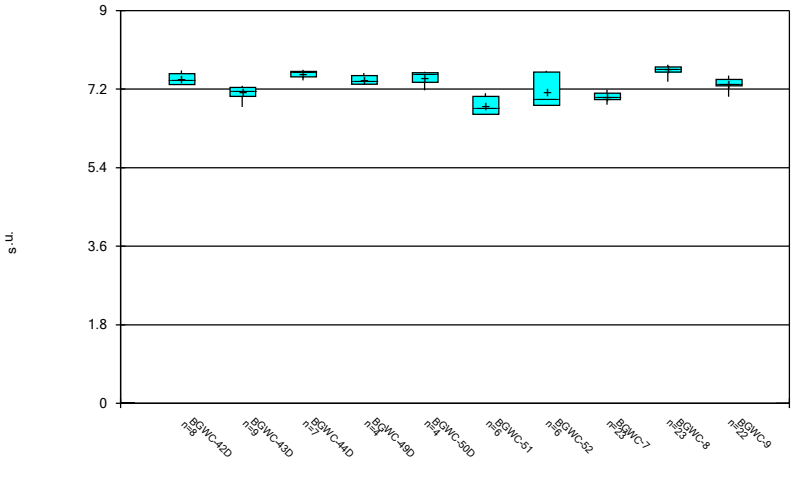

Constituent: pH Analysis Run 11/18/2022 2:59 AM View: Constituents View
Plant Bowen Client: Southern Company Data: Bowen AP-1

Sanitas™ v.9.6.35 . UG

Box & Whiskers Plot

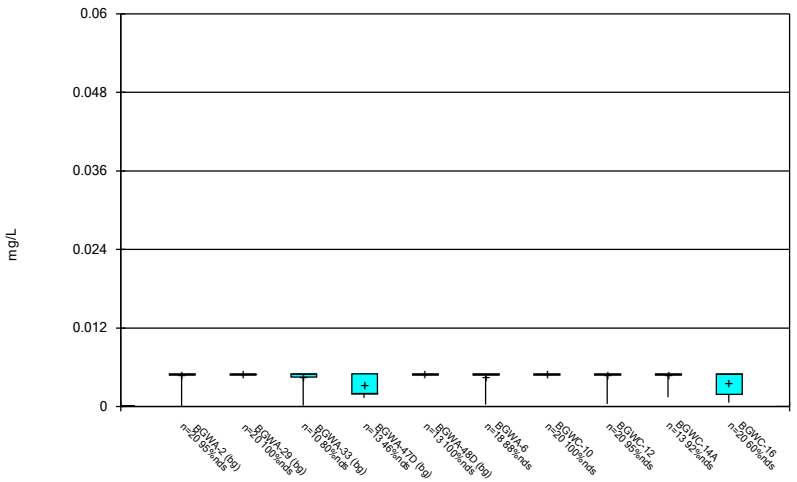

Constituent: Selenium Analysis Run 11/18/2022 2:59 AM View: Constituents View
Plant Bowen Client: Southern Company Data: Bowen AP-1

Sanitas™ v.9.6.35 . UG

Box & Whiskers Plot

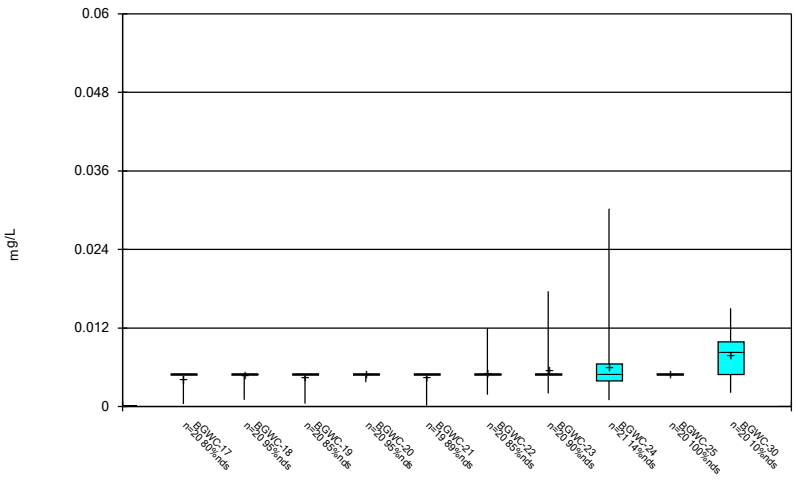

Constituent: Selenium Analysis Run 11/18/2022 2:59 AM View: Constituents View
Plant Bowen Client: Southern Company Data: Bowen AP-1

Sanitas™ v.9.6.35 . UG

Box & Whiskers Plot

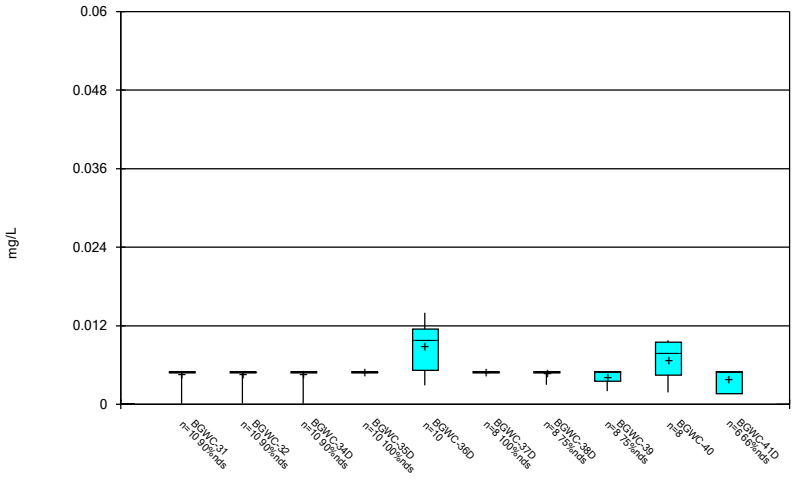

Constituent: Selenium Analysis Run 11/18/2022 2:59 AM View: Constituents View
Plant Bowen Client: Southern Company Data: Bowen AP-1

Sanitas™ v.9.6.35 . UG

Box & Whiskers Plot

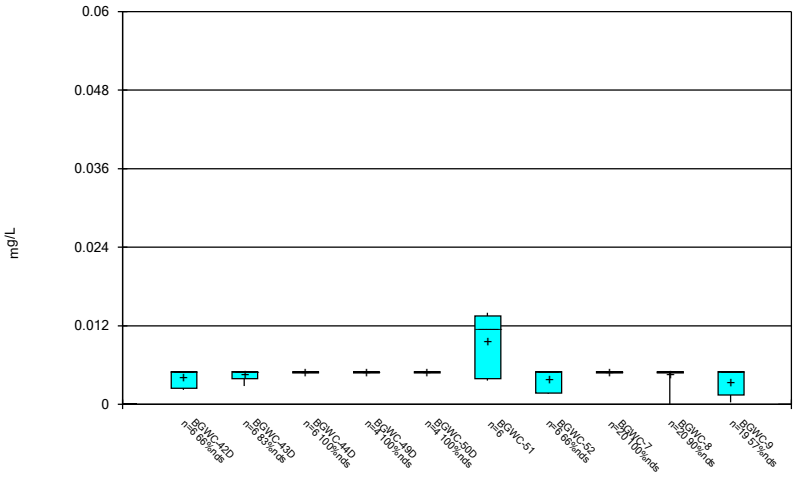

Constituent: Selenium Analysis Run 11/18/2022 2:59 AM View: Constituents View
Plant Bowen Client: Southern Company Data: Bowen AP-1

Sanitas™ v.9.6.35 . UG

Box & Whiskers Plot

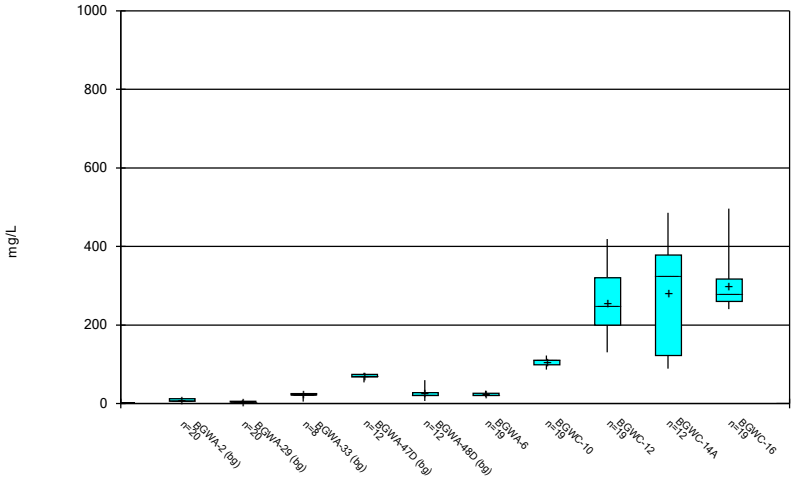

Constituent: Sulfate Analysis Run 11/18/2022 2:59 AM View: Constituents View
Plant Bowen Client: Southern Company Data: Bowen AP-1

Sanitas™ v.9.6.35 . UG

Box & Whiskers Plot

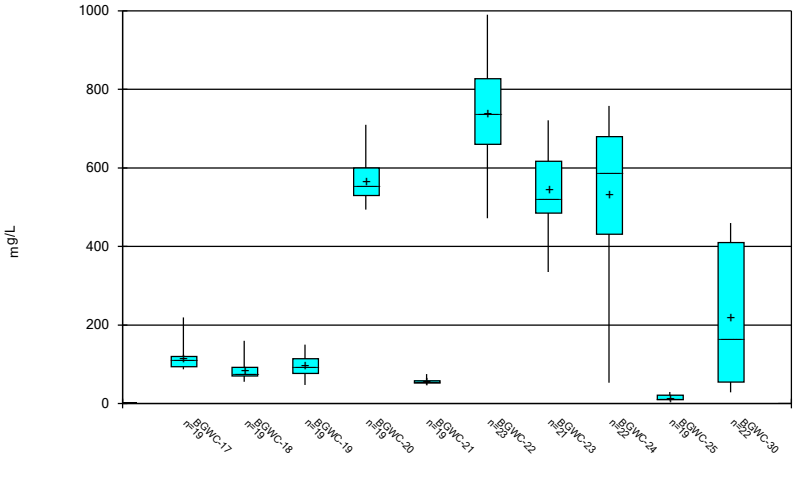

Constituent: Sulfate Analysis Run 11/18/2022 2:59 AM View: Constituents View
Plant Bowen Client: Southern Company Data: Bowen AP-1

Sanitas™ v.9.6.35 . UG

Box & Whiskers Plot

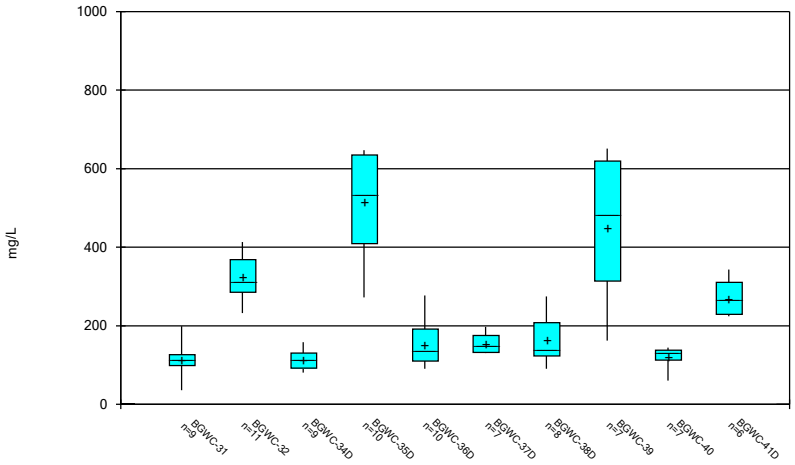

Constituent: Sulfate Analysis Run 11/18/2022 2:59 AM View: Constituents View
Plant Bowen Client: Southern Company Data: Bowen AP-1

Sanitas™ v.9.6.35 . UG

Box & Whiskers Plot

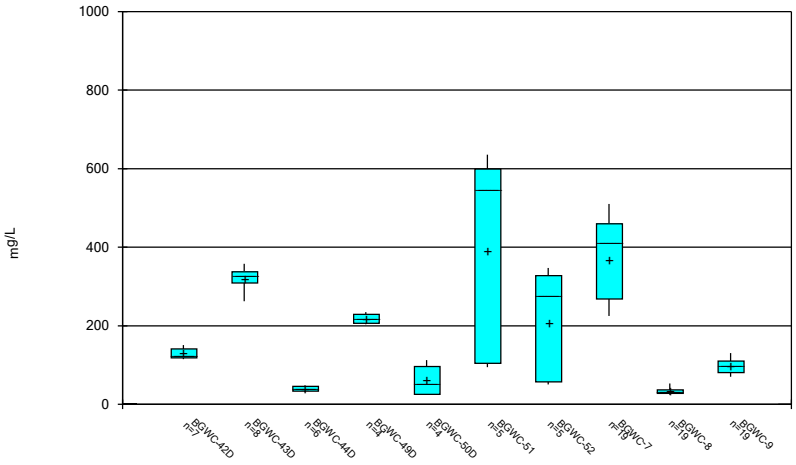

Constituent: Sulfate Analysis Run 11/18/2022 2:59 AM View: Constituents View
Plant Bowen Client: Southern Company Data: Bowen AP-1

Sanitas™ v.9.6.35 . UG

Box & Whiskers Plot

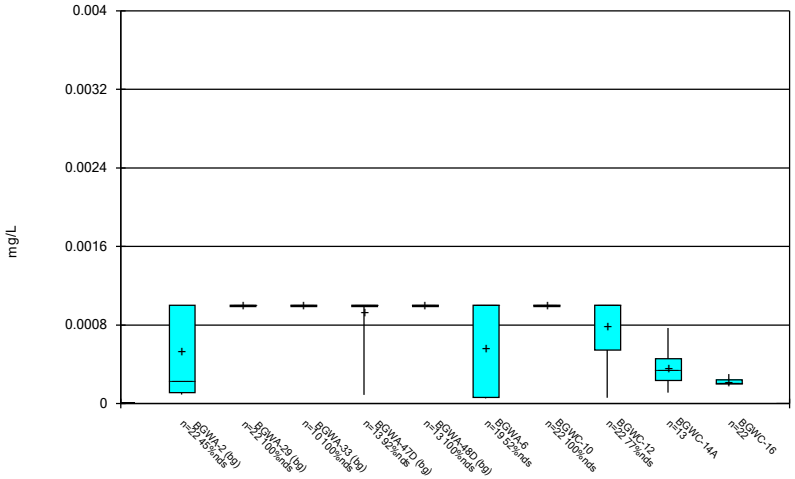

Constituent: Thallium Analysis Run 11/18/2022 2:59 AM View: Constituents View
Plant Bowen Client: Southern Company Data: Bowen AP-1

Sanitas™ v.9.6.35 . UG

Box & Whiskers Plot

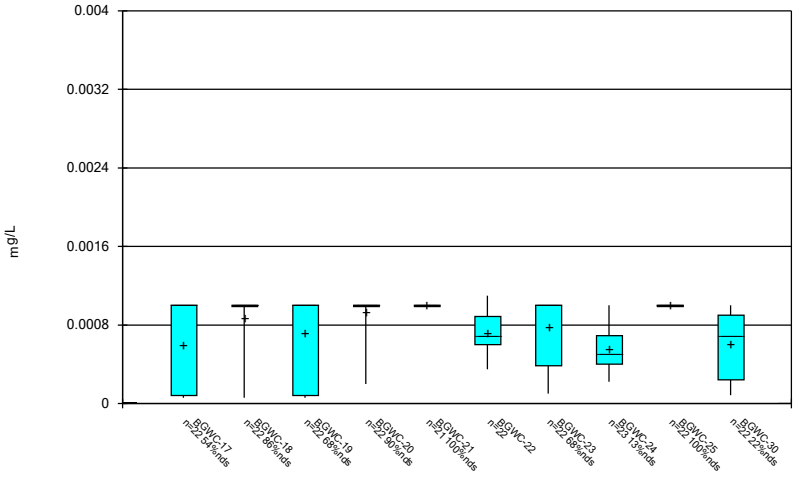

Constituent: Thallium Analysis Run 11/18/2022 2:59 AM View: Constituents View
Plant Bowen Client: Southern Company Data: Bowen AP-1

Sanitas™ v.9.6.35 . UG

Box & Whiskers Plot

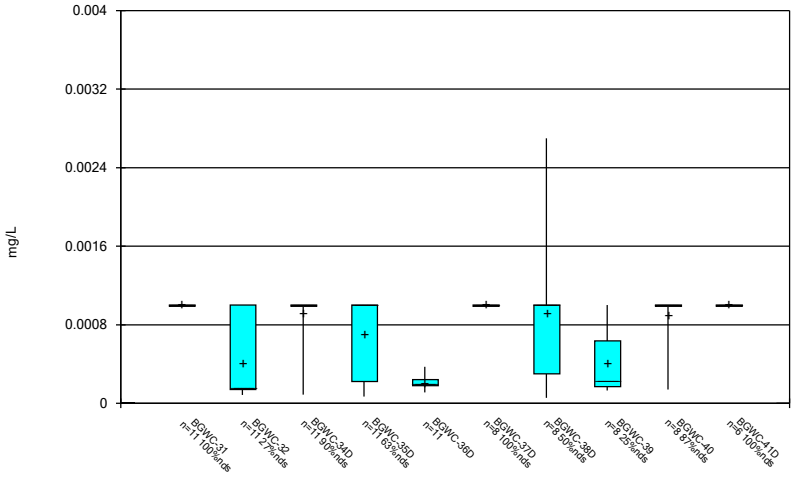

Constituent: Thallium Analysis Run 11/18/2022 2:59 AM View: Constituents View
Plant Bowen Client: Southern Company Data: Bowen AP-1

Sanitas™ v.9.6.35 . UG

Box & Whiskers Plot

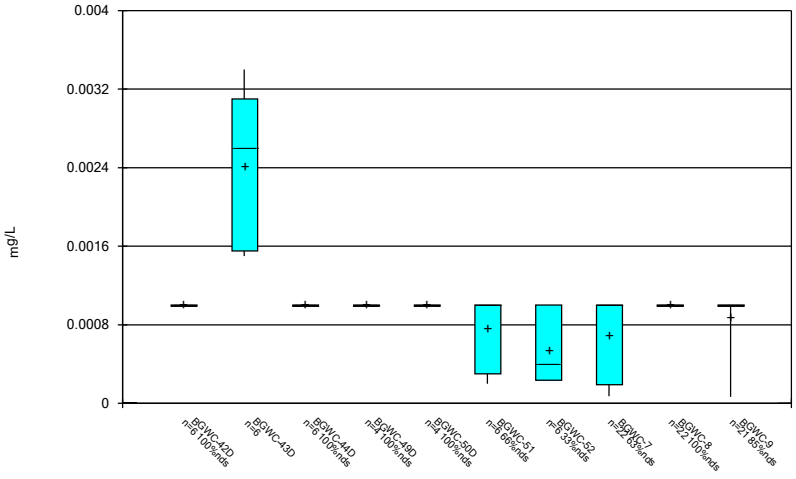

Constituent: Thallium Analysis Run 11/18/2022 2:59 AM View: Constituents View
Plant Bowen Client: Southern Company Data: Bowen AP-1

Sanitas™ v.9.6.35 . UG

Box & Whiskers Plot

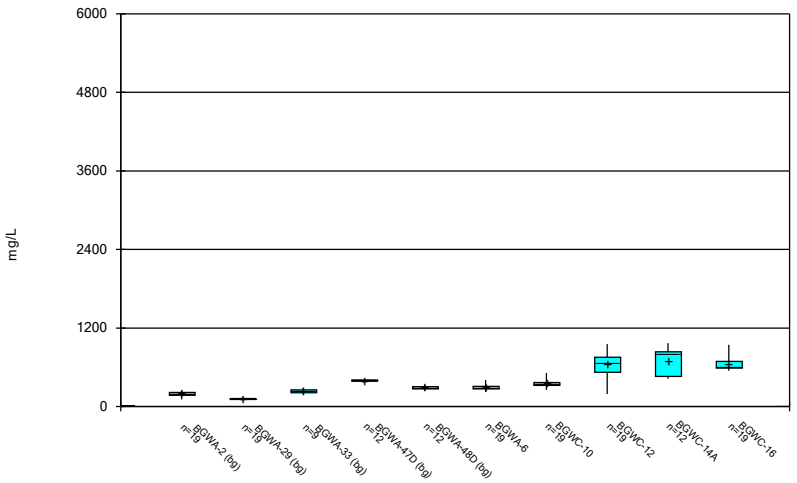

Constituent: Total Dissolved Solids Analysis Run 11/18/2022 2:59 AM View: Constituents View
Plant Bowen Client: Southern Company Data: Bowen AP-1

Sanitas™ v.9.6.35 . UG

Box & Whiskers Plot

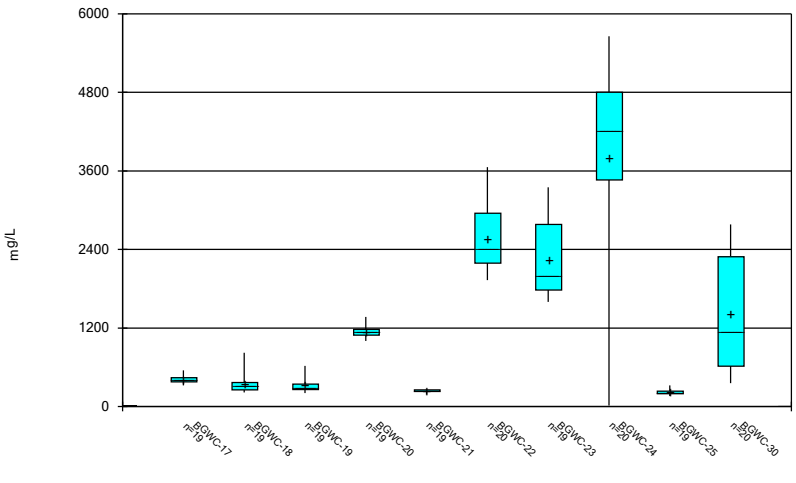

Constituent: Total Dissolved Solids Analysis Run 11/18/2022 2:59 AM View: Constituents View
Plant Bowen Client: Southern Company Data: Bowen AP-1

Sanitas™ v.9.6.35 . UG

Box & Whiskers Plot

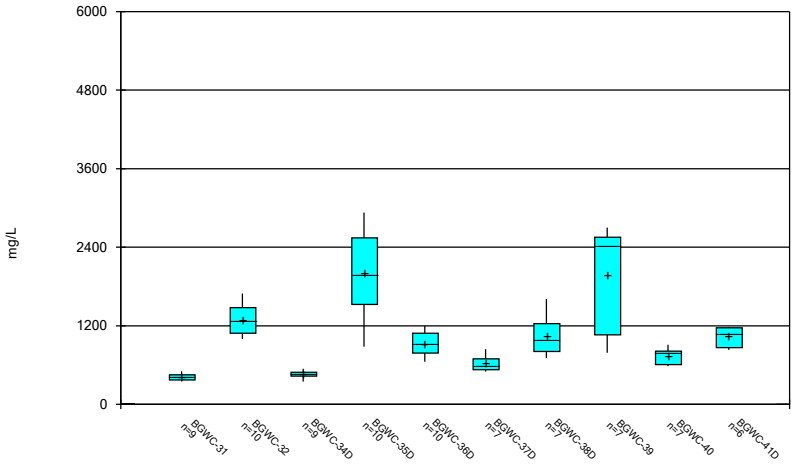

Constituent: Total Dissolved Solids Analysis Run 11/18/2022 2:59 AM View: Constituents View
Plant Bowen Client: Southern Company Data: Bowen AP-1

Sanitas™ v.9.6.35 . UG

Box & Whiskers Plot

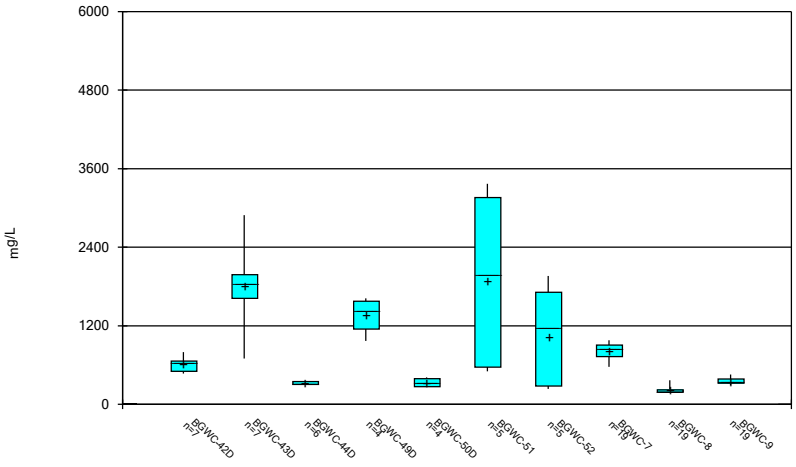

Constituent: Total Dissolved Solids Analysis Run 11/18/2022 2:59 AM View: Constituents View
Plant Bowen Client: Southern Company Data: Bowen AP-1

FIGURE C.

Outlier Summary

Plant Bowen Client: Southern Company Data: Bowen AP-1 Printed 11/15/2022, 7:43 PM

	BGWC-24 Antimony (mg/L)	BGWA-33 Boron (mg/L)	BGWA-33 Chloride (mg/L)	BGWC-32 Lithium (mg/L)	BGWC-37D Lithium (mg/L)	BGWC-40 Lithium (mg/L)	BGWC-42D Lithium (mg/L)	BGWA-33 Sulfate (mg/L)	BGWA-29 Total Dissolved Solids (mg/L)
2/14/2017									345 (o)
4/3/2019		0.66 (o)							
9/27/2019			394 (o)					200 (o)	
2/16/2022				<0.15 (o)		<0.15 (o)			
2/17/2022					<0.15 (o)		<0.15 (o)		
8/2/2022	0.015 (o)								

FIGURE D.

Interwell Prediction Limits - Significant Results

Plant Bowen Client: Southern Company Data: Bowen AP-1 Printed 11/15/2022, 7:53 PM

Constituent	Well	Upper Lim.	Lower Lim.	Date	Observ.	Sig.	Bg N	Bg Mean	Std. Dev.	%NDs	ND Adj.	Transform	Alpha	Method
Boron (mg/L)	BGWC-10	0.03848	n/a	7/28/2022	0.52	Yes	73	0.1151	0.03777	16.44	Kaplan-Meier	sqrt(x)	0.000396	Param Inter 1 of 2
Boron (mg/L)	BGWC-12	0.03848	n/a	7/27/2022	1.2	Yes	73	0.1151	0.03777	16.44	Kaplan-Meier	sqrt(x)	0.000396	Param Inter 1 of 2
Boron (mg/L)	BGWC-14A	0.03848	n/a	7/26/2022	1.3	Yes	73	0.1151	0.03777	16.44	Kaplan-Meier	sqrt(x)	0.000396	Param Inter 1 of 2
Boron (mg/L)	BGWC-16	0.03848	n/a	7/27/2022	1.7	Yes	73	0.1151	0.03777	16.44	Kaplan-Meier	sqrt(x)	0.000396	Param Inter 1 of 2
Boron (mg/L)	BGWC-17	0.03848	n/a	7/27/2022	1.2	Yes	73	0.1151	0.03777	16.44	Kaplan-Meier	sqrt(x)	0.000396	Param Inter 1 of 2
Boron (mg/L)	BGWC-18	0.03848	n/a	7/27/2022	0.53	Yes	73	0.1151	0.03777	16.44	Kaplan-Meier	sqrt(x)	0.000396	Param Inter 1 of 2
Boron (mg/L)	BGWC-19	0.03848	n/a	7/27/2022	0.43	Yes	73	0.1151	0.03777	16.44	Kaplan-Meier	sqrt(x)	0.000396	Param Inter 1 of 2
Boron (mg/L)	BGWC-20	0.03848	n/a	7/27/2022	3.8	Yes	73	0.1151	0.03777	16.44	Kaplan-Meier	sqrt(x)	0.000396	Param Inter 1 of 2
Boron (mg/L)	BGWC-22	0.03848	n/a	8/2/2022	21.5	Yes	73	0.1151	0.03777	16.44	Kaplan-Meier	sqrt(x)	0.000396	Param Inter 1 of 2
Boron (mg/L)	BGWC-23	0.03848	n/a	8/1/2022	14.8	Yes	73	0.1151	0.03777	16.44	Kaplan-Meier	sqrt(x)	0.000396	Param Inter 1 of 2
Boron (mg/L)	BGWC-24	0.03848	n/a	10/21/2022	19.7	Yes	73	0.1151	0.03777	16.44	Kaplan-Meier	sqrt(x)	0.000396	Param Inter 1 of 2
Boron (mg/L)	BGWC-25	0.03848	n/a	7/27/2022	0.051	Yes	73	0.1151	0.03777	16.44	Kaplan-Meier	sqrt(x)	0.000396	Param Inter 1 of 2
Boron (mg/L)	BGWC-30	0.03848	n/a	8/1/2022	2.7	Yes	73	0.1151	0.03777	16.44	Kaplan-Meier	sqrt(x)	0.000396	Param Inter 1 of 2
Boron (mg/L)	BGWC-7	0.03848	n/a	7/28/2022	1.1	Yes	73	0.1151	0.03777	16.44	Kaplan-Meier	sqrt(x)	0.000396	Param Inter 1 of 2
Boron (mg/L)	BGWC-8	0.03848	n/a	7/26/2022	0.052	Yes	73	0.1151	0.03777	16.44	Kaplan-Meier	sqrt(x)	0.000396	Param Inter 1 of 2
Boron (mg/L)	BGWC-9	0.03848	n/a	7/26/2022	0.47	Yes	73	0.1151	0.03777	16.44	Kaplan-Meier	sqrt(x)	0.000396	Param Inter 1 of 2
Calcium (mg/L)	BGWC-12	117	n/a	7/27/2022	175	Yes	73	n/a	n/a	0	n/a	n/a	0.000353	NP Inter (normality) 1 of 2
Calcium (mg/L)	BGWC-14A	117	n/a	7/26/2022	185	Yes	73	n/a	n/a	0	n/a	n/a	0.000353	NP Inter (normality) 1 of 2
Calcium (mg/L)	BGWC-16	117	n/a	7/27/2022	194	Yes	73	n/a	n/a	0	n/a	n/a	0.000353	NP Inter (normality) 1 of 2
Calcium (mg/L)	BGWC-20	117	n/a	7/27/2022	284	Yes	73	n/a	n/a	0	n/a	n/a	0.000353	NP Inter (normality) 1 of 2
Calcium (mg/L)	BGWC-22	117	n/a	8/2/2022	717	Yes	73	n/a	n/a	0	n/a	n/a	0.000353	NP Inter (normality) 1 of 2
Calcium (mg/L)	BGWC-23	117	n/a	8/1/2022	559	Yes	73	n/a	n/a	0	n/a	n/a	0.000353	NP Inter (normality) 1 of 2
Calcium (mg/L)	BGWC-24	117	n/a	10/21/2022	600	Yes	73	n/a	n/a	0	n/a	n/a	0.000353	NP Inter (normality) 1 of 2
Calcium (mg/L)	BGWC-7	117	n/a	7/28/2022	136	Yes	73	n/a	n/a	0	n/a	n/a	0.000353	NP Inter (normality) 1 of 2
Chloride (mg/L)	BGWC-10	9.144	n/a	7/28/2022	30	Yes	72	1.861	0.5413	0	None	sqrt(x)	0.000396	Param Inter 1 of 2
Chloride (mg/L)	BGWC-12	9.144	n/a	7/27/2022	16.2	Yes	72	1.861	0.5413	0	None	sqrt(x)	0.000396	Param Inter 1 of 2
Chloride (mg/L)	BGWC-14A	9.144	n/a	7/26/2022	19.6	Yes	72	1.861	0.5413	0	None	sqrt(x)	0.000396	Param Inter 1 of 2
Chloride (mg/L)	BGWC-16	9.144	n/a	7/27/2022	23.1	Yes	72	1.861	0.5413	0	None	sqrt(x)	0.000396	Param Inter 1 of 2
Chloride (mg/L)	BGWC-17	9.144	n/a	7/27/2022	43.2	Yes	72	1.861	0.5413	0	None	sqrt(x)	0.000396	Param Inter 1 of 2
Chloride (mg/L)	BGWC-18	9.144	n/a	7/27/2022	14.9	Yes	72	1.861	0.5413	0	None	sqrt(x)	0.000396	Param Inter 1 of 2
Chloride (mg/L)	BGWC-20	9.144	n/a	7/27/2022	169	Yes	72	1.861	0.5413	0	None	sqrt(x)	0.000396	Param Inter 1 of 2
Chloride (mg/L)	BGWC-22	9.144	n/a	8/2/2022	828	Yes	72	1.861	0.5413	0	None	sqrt(x)	0.000396	Param Inter 1 of 2
Chloride (mg/L)	BGWC-23	9.144	n/a	8/1/2022	794	Yes	72	1.861	0.5413	0	None	sqrt(x)	0.000396	Param Inter 1 of 2
Chloride (mg/L)	BGWC-24	9.144	n/a	10/21/2022	836	Yes	72	1.861	0.5413	0	None	sqrt(x)	0.000396	Param Inter 1 of 2
Chloride (mg/L)	BGWC-30	9.144	n/a	8/1/2022	114	Yes	72	1.861	0.5413	0	None	sqrt(x)	0.000396	Param Inter 1 of 2
Chloride (mg/L)	BGWC-9	9.144	n/a	7/26/2022	10.9	Yes	72	1.861	0.5413	0	None	sqrt(x)	0.000396	Param Inter 1 of 2
pH (s.u.)	BGWC-16	8.341	6.705	7/27/2022	6.49	Yes	84	57.26	5.773	0	None	x^2	0.000198	Param Inter 1 of 2
pH (s.u.)	BGWC-19	8.341	6.705	7/27/2022	6.55	Yes	84	57.26	5.773	0	None	x^2	0.000198	Param Inter 1 of 2
pH (s.u.)	BGWC-24	8.341	6.705	10/21/2022	6.3	Yes	84	57.26	5.773	0	None	x^2	0.000198	Param Inter 1 of 2
Sulfate (mg/L)	BGWC-10	78	n/a	7/28/2022	105	Yes	72	n/a	n/a	0	n/a	n/a	0.0003615	NP Inter (normality) 1 of 2
Sulfate (mg/L)	BGWC-12	78	n/a	7/27/2022	419	Yes	72	n/a	n/a	0	n/a	n/a	0.0003615	NP Inter (normality) 1 of 2
Sulfate (mg/L)	BGWC-14A	78	n/a	7/26/2022	486	Yes	72	n/a	n/a	0	n/a	n/a	0.0003615	NP Inter (normality) 1 of 2
Sulfate (mg/L)	BGWC-16	78	n/a	7/27/2022	496	Yes	72	n/a	n/a	0	n/a	n/a	0.0003615	NP Inter (normality) 1 of 2
Sulfate (mg/L)	BGWC-17	78	n/a	7/27/2022	118	Yes	72	n/a	n/a	0	n/a	n/a	0.0003615	NP Inter (normality) 1 of 2
Sulfate (mg/L)	BGWC-19	78	n/a	7/27/2022	82.7	Yes	72	n/a	n/a	0	n/a	n/a	0.0003615	NP Inter (normality) 1 of 2
Sulfate (mg/L)	BGWC-20	78	n/a	7/27/2022	617	Yes	72	n/a	n/a	0	n/a	n/a	0.0003615	NP Inter (normality) 1 of 2
Sulfate (mg/L)	BGWC-22	78	n/a	8/2/2022	762	Yes	72	n/a	n/a	0	n/a	n/a	0.0003615	NP Inter (normality) 1 of 2
Sulfate (mg/L)	BGWC-23	78	n/a	8/1/2022	528	Yes	72	n/a	n/a	0	n/a	n/a	0.0003615	NP Inter (normality) 1 of 2
Sulfate (mg/L)	BGWC-24	78	n/a	10/21/2022	389	Yes	72	n/a	n/a	0	n/a	n/a	0.0003615	NP Inter (normality) 1 of 2
Sulfate (mg/L)	BGWC-7	78	n/a	7/28/2022	268	Yes	72	n/a	n/a	0	n/a	n/a	0.0003615	NP Inter (normality) 1 of 2
Sulfate (mg/L)	BGWC-9	78	n/a	7/26/2022	88	Yes	72	n/a	n/a	0	n/a	n/a	0.0003615	NP Inter (normality) 1 of 2
Total Dissolved Solids (mg/L)	BGWC-12	469.5	n/a	7/27/2022	952	Yes	71	14.68	3.248	0	None	sqrt(x)	0.000396	Param Inter 1 of 2
Total Dissolved Solids (mg/L)	BGWC-14A	469.5	n/a	7/26/2022	966	Yes	71	14.68	3.248	0	None	sqrt(x)	0.000396	Param Inter 1 of 2
Total Dissolved Solids (mg/L)	BGWC-16	469.5	n/a	7/27/2022	944	Yes	71	14.68	3.248	0	None	sqrt(x)	0.000396	Param Inter 1 of 2
Total Dissolved Solids (mg/L)	BGWC-20	469.5	n/a	7/27/2022	1370	Yes	71	14.68	3.248	0	None	sqrt(x)	0.000396	Param Inter 1 of 2
Total Dissolved Solids (mg/L)	BGWC-22	469.5	n/a	8/2/2022	3440	Yes	71	14.68	3.248	0	None	sqrt(x)	0.000396	Param Inter 1 of 2
Total Dissolved Solids (mg/L)	BGWC-23	469.5	n/a	8/1/2022	2780	Yes	71	14.68	3.248	0	None	sqrt(x)	0.000396	Param Inter 1 of 2
Total Dissolved Solids (mg/L)	BGWC-24	469.5	n/a	10/21/2022	1610	Yes	71	14.68	3.248	0	None	sqrt(x)	0.000396	Param Inter 1 of 2
Total Dissolved Solids (mg/L)	BGWC-30	469.5	n/a	8/1/2022	582	Yes	71	14.68	3.248	0	None	sqrt(x)	0.000396	Param Inter 1 of 2
Total Dissolved Solids (mg/L)	BGWC-7	469.5	n/a	7/28/2022	732	Yes	71	14.68	3.248	0	None	sqrt(x)	0.000396	Param Inter 1 of 2

Interwell Prediction Limits - All Results

Plant Bowen Client: Southern Company Data: Bowen AP-1 Printed 11/15/2022, 7:53 PM

Constituent	Well	Upper Lim.	Lower Lim.	Date	Observ.	Sig.	Bg N	Bg Mean	Std. Dev.	%NDs	ND Adj.	Transform	Alpha	Method
Boron (mg/L)	**BGWC-10**	**0.03848**	**n/a**	**7/28/2022**	**0.52**	**Yes**	**73**	**0.1151**	**0.03777**	**16.44**	**Kaplan-Meier**	**sqrt(x)**	**0.000396**	**Param Inter 1 of 2**
Boron (mg/L)	**BGWC-12**	**0.03848**	**n/a**	**7/27/2022**	**1.2**	**Yes**	**73**	**0.1151**	**0.03777**	**16.44**	**Kaplan-Meier**	**sqrt(x)**	**0.000396**	**Param Inter 1 of 2**
Boron (mg/L)	**BGWC-14A**	**0.03848**	**n/a**	**7/26/2022**	**1.3**	**Yes**	**73**	**0.1151**	**0.03777**	**16.44**	**Kaplan-Meier**	**sqrt(x)**	**0.000396**	**Param Inter 1 of 2**
Boron (mg/L)	**BGWC-16**	**0.03848**	**n/a**	**7/27/2022**	**1.7**	**Yes**	**73**	**0.1151**	**0.03777**	**16.44**	**Kaplan-Meier**	**sqrt(x)**	**0.000396**	**Param Inter 1 of 2**
Boron (mg/L)	**BGWC-17**	**0.03848**	**n/a**	**7/27/2022**	**1.2**	**Yes**	**73**	**0.1151**	**0.03777**	**16.44**	**Kaplan-Meier**	**sqrt(x)**	**0.000396**	**Param Inter 1 of 2**
Boron (mg/L)	**BGWC-18**	**0.03848**	**n/a**	**7/27/2022**	**0.53**	**Yes**	**73**	**0.1151**	**0.03777**	**16.44**	**Kaplan-Meier**	**sqrt(x)**	**0.000396**	**Param Inter 1 of 2**
Boron (mg/L)	**BGWC-19**	**0.03848**	**n/a**	**7/27/2022**	**0.43**	**Yes**	**73**	**0.1151**	**0.03777**	**16.44**	**Kaplan-Meier**	**sqrt(x)**	**0.000396**	**Param Inter 1 of 2**
Boron (mg/L)	**BGWC-20**	**0.03848**	**n/a**	**7/27/2022**	**3.8**	**Yes**	**73**	**0.1151**	**0.03777**	**16.44**	**Kaplan-Meier**	**sqrt(x)**	**0.000396**	**Param Inter 1 of 2**
Boron (mg/L)	BGWC-21	0.03848	n/a	7/28/2022	0.035J	No	73	0.1151	0.03777	16.44	Kaplan-Meier	sqrt(x)	0.000396	Param Inter 1 of 2
Boron (mg/L)	**BGWC-22**	**0.03848**	**n/a**	**8/2/2022**	**21.5**	**Yes**	**73**	**0.1151**	**0.03777**	**16.44**	**Kaplan-Meier**	**sqrt(x)**	**0.000396**	**Param Inter 1 of 2**
Boron (mg/L)	**BGWC-23**	**0.03848**	**n/a**	**8/1/2022**	**14.8**	**Yes**	**73**	**0.1151**	**0.03777**	**16.44**	**Kaplan-Meier**	**sqrt(x)**	**0.000396**	**Param Inter 1 of 2**
Boron (mg/L)	**BGWC-24**	**0.03848**	**n/a**	**10/21/2022**	**19.7**	**Yes**	**73**	**0.1151**	**0.03777**	**16.44**	**Kaplan-Meier**	**sqrt(x)**	**0.000396**	**Param Inter 1 of 2**
Boron (mg/L)	**BGWC-25**	**0.03848**	**n/a**	**7/27/2022**	**0.051**	**Yes**	**73**	**0.1151**	**0.03777**	**16.44**	**Kaplan-Meier**	**sqrt(x)**	**0.000396**	**Param Inter 1 of 2**
Boron (mg/L)	**BGWC-30**	**0.03848**	**n/a**	**8/1/2022**	**2.7**	**Yes**	**73**	**0.1151**	**0.03777**	**16.44**	**Kaplan-Meier**	**sqrt(x)**	**0.000396**	**Param Inter 1 of 2**
Boron (mg/L)	**BGWC-7**	**0.03848**	**n/a**	**7/28/2022**	**1.1**	**Yes**	**73**	**0.1151**	**0.03777**	**16.44**	**Kaplan-Meier**	**sqrt(x)**	**0.000396**	**Param Inter 1 of 2**
Boron (mg/L)	**BGWC-8**	**0.03848**	**n/a**	**7/26/2022**	**0.052**	**Yes**	**73**	**0.1151**	**0.03777**	**16.44**	**Kaplan-Meier**	**sqrt(x)**	**0.000396**	**Param Inter 1 of 2**
Boron (mg/L)	**BGWC-9**	**0.03848**	**n/a**	**7/26/2022**	**0.47**	**Yes**	**73**	**0.1151**	**0.03777**	**16.44**	**Kaplan-Meier**	**sqrt(x)**	**0.000396**	**Param Inter 1 of 2**
Calcium (mg/L)	BGWC-10	117	n/a	7/28/2022	63	No	73	n/a	n/a	0	n/a	n/a	0.000353	NP Inter (normality) 1 of 2
Calcium (mg/L)	**BGWC-12**	**117**	**n/a**	**7/27/2022**	**175**	**Yes**	**73**	**n/a**	**n/a**	**0**	**n/a**	**n/a**	**0.000353**	**NP Inter (normality) 1 of 2**
Calcium (mg/L)	**BGWC-14A**	**117**	**n/a**	**7/26/2022**	**185**	**Yes**	**73**	**n/a**	**n/a**	**0**	**n/a**	**n/a**	**0.000353**	**NP Inter (normality) 1 of 2**
Calcium (mg/L)	**BGWC-16**	**117**	**n/a**	**7/27/2022**	**194**	**Yes**	**73**	**n/a**	**n/a**	**0**	**n/a**	**n/a**	**0.000353**	**NP Inter (normality) 1 of 2**
Calcium (mg/L)	BGWC-17	117	n/a	7/27/2022	80.9	No	73	n/a	n/a	0	n/a	n/a	0.000353	NP Inter (normality) 1 of 2
Calcium (mg/L)	BGWC-18	117	n/a	7/27/2022	65.9	No	73	n/a	n/a	0	n/a	n/a	0.000353	NP Inter (normality) 1 of 2
Calcium (mg/L)	BGWC-19	117	n/a	7/27/2022	63.2	No	73	n/a	n/a	0	n/a	n/a	0.000353	NP Inter (normality) 1 of 2
Calcium (mg/L)	**BGWC-20**	**117**	**n/a**	**7/27/2022**	**284**	**Yes**	**73**	**n/a**	**n/a**	**0**	**n/a**	**n/a**	**0.000353**	**NP Inter (normality) 1 of 2**
Calcium (mg/L)	BGWC-21	117	n/a	7/28/2022	43.1	No	73	n/a	n/a	0	n/a	n/a	0.000353	NP Inter (normality) 1 of 2
Calcium (mg/L)	**BGWC-22**	**117**	**n/a**	**8/2/2022**	**717**	**Yes**	**73**	**n/a**	**n/a**	**0**	**n/a**	**n/a**	**0.000353**	**NP Inter (normality) 1 of 2**
Calcium (mg/L)	**BGWC-23**	**117**	**n/a**	**8/1/2022**	**559**	**Yes**	**73**	**n/a**	**n/a**	**0**	**n/a**	**n/a**	**0.000353**	**NP Inter (normality) 1 of 2**
Calcium (mg/L)	**BGWC-24**	**117**	**n/a**	**10/21/2022**	**600**	**Yes**	**73**	**n/a**	**n/a**	**0**	**n/a**	**n/a**	**0.000353**	**NP Inter (normality) 1 of 2**
Calcium (mg/L)	BGWC-25	117	n/a	7/27/2022	52.1	No	73	n/a	n/a	0	n/a	n/a	0.000353	NP Inter (normality) 1 of 2
Calcium (mg/L)	BGWC-30	117	n/a	8/1/2022	111	No	73	n/a	n/a	0	n/a	n/a	0.000353	NP Inter (normality) 1 of 2
Calcium (mg/L)	**BGWC-7**	**117**	**n/a**	**7/28/2022**	**136**	**Yes**	**73**	**n/a**	**n/a**	**0**	**n/a**	**n/a**	**0.000353**	**NP Inter (normality) 1 of 2**
Calcium (mg/L)	BGWC-8	117	n/a	7/26/2022	41.8	No	73	n/a	n/a	0	n/a	n/a	0.000353	NP Inter (normality) 1 of 2
Calcium (mg/L)	BGWC-9	117	n/a	7/26/2022	66.3	No	73	n/a	n/a	0	n/a	n/a	0.000353	NP Inter (normality) 1 of 2
Chloride (mg/L)	**BGWC-10**	**9.144**	**n/a**	**7/28/2022**	**30**	**Yes**	**72**	**1.861**	**0.5413**	**0**	**None**	**sqrt(x)**	**0.000396**	**Param Inter 1 of 2**
Chloride (mg/L)	**BGWC-12**	**9.144**	**n/a**	**7/27/2022**	**16.2**	**Yes**	**72**	**1.861**	**0.5413**	**0**	**None**	**sqrt(x)**	**0.000396**	**Param Inter 1 of 2**
Chloride (mg/L)	**BGWC-14A**	**9.144**	**n/a**	**7/26/2022**	**19.6**	**Yes**	**72**	**1.861**	**0.5413**	**0**	**None**	**sqrt(x)**	**0.000396**	**Param Inter 1 of 2**
Chloride (mg/L)	**BGWC-16**	**9.144**	**n/a**	**7/27/2022**	**23.1**	**Yes**	**72**	**1.861**	**0.5413**	**0**	**None**	**sqrt(x)**	**0.000396**	**Param Inter 1 of 2**
Chloride (mg/L)	**BGWC-17**	**9.144**	**n/a**	**7/27/2022**	**43.2**	**Yes**	**72**	**1.861**	**0.5413**	**0**	**None**	**sqrt(x)**	**0.000396**	**Param Inter 1 of 2**
Chloride (mg/L)	**BGWC-18**	**9.144**	**n/a**	**7/27/2022**	**14.9**	**Yes**	**72**	**1.861**	**0.5413**	**0**	**None**	**sqrt(x)**	**0.000396**	**Param Inter 1 of 2**
Chloride (mg/L)	BGWC-19	9.144	n/a	7/27/2022	7.8	No	72	1.861	0.5413	0	None	sqrt(x)	0.000396	Param Inter 1 of 2
Chloride (mg/L)	**BGWC-20**	**9.144**	**n/a**	**7/27/2022**	**169**	**Yes**	**72**	**1.861**	**0.5413**	**0**	**None**	**sqrt(x)**	**0.000396**	**Param Inter 1 of 2**
Chloride (mg/L)	BGWC-21	9.144	n/a	7/28/2022	4.7	No	72	1.861	0.5413	0	None	sqrt(x)	0.000396	Param Inter 1 of 2
Chloride (mg/L)	**BGWC-22**	**9.144**	**n/a**	**8/2/2022**	**828**	**Yes**	**72**	**1.861**	**0.5413**	**0**	**None**	**sqrt(x)**	**0.000396**	**Param Inter 1 of 2**
Chloride (mg/L)	**BGWC-23**	**9.144**	**n/a**	**8/1/2022**	**794**	**Yes**	**72**	**1.861**	**0.5413**	**0**	**None**	**sqrt(x)**	**0.000396**	**Param Inter 1 of 2**
Chloride (mg/L)	**BGWC-24**	**9.144**	**n/a**	**10/21/2022**	**836**	**Yes**	**72**	**1.861**	**0.5413**	**0**	**None**	**sqrt(x)**	**0.000396**	**Param Inter 1 of 2**
Chloride (mg/L)	BGWC-25	9.144	n/a	7/27/2022	6.2	No	72	1.861	0.5413	0	None	sqrt(x)	0.000396	Param Inter 1 of 2
Chloride (mg/L)	**BGWC-30**	**9.144**	**n/a**	**8/1/2022**	**114**	**Yes**	**72**	**1.861**	**0.5413**	**0**	**None**	**sqrt(x)**	**0.000396**	**Param Inter 1 of 2**
Chloride (mg/L)	BGWC-7	9.144	n/a	7/28/2022	8.9	No	72	1.861	0.5413	0	None	sqrt(x)	0.000396	Param Inter 1 of 2
Chloride (mg/L)	BGWC-8	9.144	n/a	7/26/2022	1.6	No	72	1.861	0.5413	0	None	sqrt(x)	0.000396	Param Inter 1 of 2
Chloride (mg/L)	**BGWC-9**	**9.144**	**n/a**	**7/26/2022**	**10.9**	**Yes**	**72**	**1.861**	**0.5413**	**0**	**None**	**sqrt(x)**	**0.000396**	**Param Inter 1 of 2**
Fluoride (mg/L)	BGWC-10	0.57	n/a	7/28/2022	0.064J	No	83	n/a	n/a	49.4	n/a	n/a	0.0002756	NP Inter (normality) 1 of 2
Fluoride (mg/L)	BGWC-12	0.57	n/a	7/27/2022	0.081J	No	83	n/a	n/a	49.4	n/a	n/a	0.0002756	NP Inter (normality) 1 of 2
Fluoride (mg/L)	BGWC-14A	0.57	n/a	7/26/2022	0.082J	No	83	n/a	n/a	49.4	n/a	n/a	0.0002756	NP Inter (normality) 1 of 2
Fluoride (mg/L)	BGWC-16	0.57	n/a	7/27/2022	0.091J	No	83	n/a	n/a	49.4	n/a	n/a	0.0002756	NP Inter (normality) 1 of 2
Fluoride (mg/L)	BGWC-17	0.57	n/a	7/27/2022	0.13	No	83	n/a	n/a	49.4	n/a	n/a	0.0002756	NP Inter (normality) 1 of 2
Fluoride (mg/L)	BGWC-18	0.57	n/a	7/27/2022	0.081J	No	83	n/a	n/a	49.4	n/a	n/a	0.0002756	NP Inter (normality) 1 of 2
Fluoride (mg/L)	BGWC-19	0.57	n/a	7/27/2022	0.071J	No	83	n/a	n/a	49.4	n/a	n/a	0.0002756	NP Inter (normality) 1 of 2
Fluoride (mg/L)	BGWC-20	0.57	n/a	7/27/2022	0.062J	No	83	n/a	n/a	49.4	n/a	n/a	0.0002756	NP Inter (normality) 1 of 2
Fluoride (mg/L)	BGWC-21	0.57	n/a	7/28/2022	0.1ND	No	83	n/a	n/a	49.4	n/a	n/a	0.0002756	NP Inter (normality) 1 of 2
Fluoride (mg/L)	BGWC-22	0.57	n/a	8/2/2022	0.19	No	83	n/a	n/a	49.4	n/a	n/a	0.0002756	NP Inter (normality) 1 of 2
Fluoride (mg/L)	BGWC-23	0.57	n/a	8/1/2022	0.07J	No	83	n/a	n/a	49.4	n/a	n/a	0.0002756	NP Inter (normality) 1 of 2
Fluoride (mg/L)	BGWC-24	0.57	n/a	10/21/2022	0.14	No	83	n/a	n/a	49.4	n/a	n/a	0.0002756	NP Inter (normality) 1 of 2
Fluoride (mg/L)	BGWC-25	0.57	n/a	7/27/2022	0.051J	No	83	n/a	n/a	49.4	n/a	n/a	0.0002756	NP Inter (normality) 1 of 2
Fluoride (mg/L)	BGWC-30	0.57	n/a	8/1/2022	0.09J	No	83	n/a	n/a	49.4	n/a	n/a	0.0002756	NP Inter (normality) 1 of 2
Fluoride (mg/L)	BGWC-7	0.57	n/a	7/28/2022	0.16	No	83	n/a	n/a	49.4	n/a	n/a	0.0002756	NP Inter (normality) 1 of 2
Fluoride (mg/L)	BGWC-8	0.57	n/a	7/26/2022	0.067J	No	83	n/a	n/a	49.4	n/a	n/a	0.0002756	NP Inter (normality) 1 of 2
Fluoride (mg/L)	BGWC-9	0.57	n/a	7/26/2022	0.11	No	83	n/a	n/a	49.4	n/a	n/a	0.0002756	NP Inter (normality) 1 of 2

Interwell Prediction Limits - All Results

Plant Bowen Client: Southern Company Data: Bowen AP-1 Printed 11/15/2022, 7:53 PM

Constituent	Well	Upper Lim.	Lower Lim.	Date	Observ.	Sig.	Bg N	Bg Mean	Std. Dev.	%NDs	ND Adj.	Transform	Alpha	Method
pH (s.u.)	BGWC-10	8.341	6.705	7/28/2022	7.63	No	84	57.26	5.773	0	None	x^2	0.000198	Param Inter 1 of 2
pH (s.u.)	BGWC-12	8.341	6.705	7/27/2022	6.85	No	84	57.26	5.773	0	None	x^2	0.000198	Param Inter 1 of 2
pH (s.u.)	BGWC-14A	8.341	6.705	7/26/2022	6.78	No	84	57.26	5.773	0	None	x^2	0.000198	Param Inter 1 of 2
pH (s.u.)	**BGWC-16**	**8.341**	**6.705**	**7/27/2022**	**6.49**	**Yes**	**84**	**57.26**	**5.773**	**0**	**None**	**x^2**	**0.000198**	**Param Inter 1 of 2**
pH (s.u.)	BGWC-17	8.341	6.705	7/27/2022	7.29	No	84	57.26	5.773	0	None	x^2	0.000198	Param Inter 1 of 2
pH (s.u.)	BGWC-18	8.341	6.705	7/27/2022	7.02	No	84	57.26	5.773	0	None	x^2	0.000198	Param Inter 1 of 2
pH (s.u.)	**BGWC-19**	**8.341**	**6.705**	**7/27/2022**	**6.55**	**Yes**	**84**	**57.26**	**5.773**	**0**	**None**	**x^2**	**0.000198**	**Param Inter 1 of 2**
pH (s.u.)	BGWC-20	8.341	6.705	7/27/2022	7.18	No	84	57.26	5.773	0	None	x^2	0.000198	Param Inter 1 of 2
pH (s.u.)	BGWC-21	8.341	6.705	7/28/2022	7.85	No	84	57.26	5.773	0	None	x^2	0.000198	Param Inter 1 of 2
pH (s.u.)	BGWC-22	8.341	6.705	8/2/2022	6.73	No	84	57.26	5.773	0	None	x^2	0.000198	Param Inter 1 of 2
pH (s.u.)	BGWC-23	8.341	6.705	8/1/2022	7	No	84	57.26	5.773	0	None	x^2	0.000198	Param Inter 1 of 2
pH (s.u.)	**BGWC-24**	**8.341**	**6.705**	**10/21/2022**	**6.3**	**Yes**	**84**	**57.26**	**5.773**	**0**	**None**	**x^2**	**0.000198**	**Param Inter 1 of 2**
pH (s.u.)	BGWC-25	8.341	6.705	7/27/2022	7.22	No	84	57.26	5.773	0	None	x^2	0.000198	Param Inter 1 of 2
pH (s.u.)	BGWC-30	8.341	6.705	8/1/2022	7.21	No	84	57.26	5.773	0	None	x^2	0.000198	Param Inter 1 of 2
pH (s.u.)	BGWC-7	8.341	6.705	7/28/2022	6.96	No	84	57.26	5.773	0	None	x^2	0.000198	Param Inter 1 of 2
pH (s.u.)	BGWC-8	8.341	6.705	7/26/2022	7.63	No	84	57.26	5.773	0	None	x^2	0.000198	Param Inter 1 of 2
pH (s.u.)	BGWC-9	8.341	6.705	7/26/2022	7.33	No	84	57.26	5.773	0	None	x^2	0.000198	Param Inter 1 of 2
Sulfate (mg/L)	**BGWC-10**	**78**	**n/a**	**7/28/2022**	**105**	**Yes**	**72**	**n/a**	**n/a**	**0**	**n/a**	**n/a**	**0.0003615**	**NP Inter (normality) 1 of 2**
Sulfate (mg/L)	**BGWC-12**	**78**	**n/a**	**7/27/2022**	**419**	**Yes**	**72**	**n/a**	**n/a**	**0**	**n/a**	**n/a**	**0.0003615**	**NP Inter (normality) 1 of 2**
Sulfate (mg/L)	**BGWC-14A**	**78**	**n/a**	**7/26/2022**	**486**	**Yes**	**72**	**n/a**	**n/a**	**0**	**n/a**	**n/a**	**0.0003615**	**NP Inter (normality) 1 of 2**
Sulfate (mg/L)	**BGWC-16**	**78**	**n/a**	**7/27/2022**	**496**	**Yes**	**72**	**n/a**	**n/a**	**0**	**n/a**	**n/a**	**0.0003615**	**NP Inter (normality) 1 of 2**
Sulfate (mg/L)	**BGWC-17**	**78**	**n/a**	**7/27/2022**	**118**	**Yes**	**72**	**n/a**	**n/a**	**0**	**n/a**	**n/a**	**0.0003615**	**NP Inter (normality) 1 of 2**
Sulfate (mg/L)	BGWC-18	78	n/a	7/27/2022	55.5	No	72	n/a	n/a	0	n/a	n/a	0.0003615	NP Inter (normality) 1 of 2
Sulfate (mg/L)	**BGWC-19**	**78**	**n/a**	**7/27/2022**	**82.7**	**Yes**	**72**	**n/a**	**n/a**	**0**	**n/a**	**n/a**	**0.0003615**	**NP Inter (normality) 1 of 2**
Sulfate (mg/L)	**BGWC-20**	**78**	**n/a**	**7/27/2022**	**617**	**Yes**	**72**	**n/a**	**n/a**	**0**	**n/a**	**n/a**	**0.0003615**	**NP Inter (normality) 1 of 2**
Sulfate (mg/L)	BGWC-21	78	n/a	7/28/2022	55.3	No	72	n/a	n/a	0	n/a	n/a	0.0003615	NP Inter (normality) 1 of 2
Sulfate (mg/L)	**BGWC-22**	**78**	**n/a**	**8/2/2022**	**762**	**Yes**	**72**	**n/a**	**n/a**	**0**	**n/a**	**n/a**	**0.0003615**	**NP Inter (normality) 1 of 2**
Sulfate (mg/L)	**BGWC-23**	**78**	**n/a**	**8/1/2022**	**528**	**Yes**	**72**	**n/a**	**n/a**	**0**	**n/a**	**n/a**	**0.0003615**	**NP Inter (normality) 1 of 2**
Sulfate (mg/L)	**BGWC-24**	**78**	**n/a**	**10/21/2022**	**389**	**Yes**	**72**	**n/a**	**n/a**	**0**	**n/a**	**n/a**	**0.0003615**	**NP Inter (normality) 1 of 2**
Sulfate (mg/L)	BGWC-25	78	n/a	7/27/2022	12.6	No	72	n/a	n/a	0	n/a	n/a	0.0003615	NP Inter (normality) 1 of 2
Sulfate (mg/L)	BGWC-30	78	n/a	8/1/2022	63.3	No	72	n/a	n/a	0	n/a	n/a	0.0003615	NP Inter (normality) 1 of 2
Sulfate (mg/L)	**BGWC-7**	**78**	**n/a**	**7/28/2022**	**268**	**Yes**	**72**	**n/a**	**n/a**	**0**	**n/a**	**n/a**	**0.0003615**	**NP Inter (normality) 1 of 2**
Sulfate (mg/L)	BGWC-8	78	n/a	7/26/2022	31.6	No	72	n/a	n/a	0	n/a	n/a	0.0003615	NP Inter (normality) 1 of 2
Sulfate (mg/L)	**BGWC-9**	**78**	**n/a**	**7/26/2022**	**88**	**Yes**	**72**	**n/a**	**n/a**	**0**	**n/a**	**n/a**	**0.0003615**	**NP Inter (normality) 1 of 2**
Total Dissolved Solids (mg/L)	BGWC-10	469.5	n/a	7/28/2022	338	No	71	14.68	3.248	0	None	sqrt(x)	0.000396	Param Inter 1 of 2
Total Dissolved Solids (mg/L)	**BGWC-12**	**469.5**	**n/a**	**7/27/2022**	**952**	**Yes**	**71**	**14.68**	**3.248**	**0**	**None**	**sqrt(x)**	**0.000396**	**Param Inter 1 of 2**
Total Dissolved Solids (mg/L)	**BGWC-14A**	**469.5**	**n/a**	**7/26/2022**	**966**	**Yes**	**71**	**14.68**	**3.248**	**0**	**None**	**sqrt(x)**	**0.000396**	**Param Inter 1 of 2**
Total Dissolved Solids (mg/L)	**BGWC-16**	**469.5**	**n/a**	**7/27/2022**	**944**	**Yes**	**71**	**14.68**	**3.248**	**0**	**None**	**sqrt(x)**	**0.000396**	**Param Inter 1 of 2**
Total Dissolved Solids (mg/L)	BGWC-17	469.5	n/a	7/27/2022	438	No	71	14.68	3.248	0	None	sqrt(x)	0.000396	Param Inter 1 of 2
Total Dissolved Solids (mg/L)	BGWC-18	469.5	n/a	7/27/2022	307	No	71	14.68	3.248	0	None	sqrt(x)	0.000396	Param Inter 1 of 2
Total Dissolved Solids (mg/L)	BGWC-19	469.5	n/a	7/27/2022	338	No	71	14.68	3.248	0	None	sqrt(x)	0.000396	Param Inter 1 of 2
Total Dissolved Solids (mg/L)	**BGWC-20**	**469.5**	**n/a**	**7/27/2022**	**1370**	**Yes**	**71**	**14.68**	**3.248**	**0**	**None**	**sqrt(x)**	**0.000396**	**Param Inter 1 of 2**
Total Dissolved Solids (mg/L)	BGWC-21	469.5	n/a	7/28/2022	259	No	71	14.68	3.248	0	None	sqrt(x)	0.000396	Param Inter 1 of 2
Total Dissolved Solids (mg/L)	**BGWC-22**	**469.5**	**n/a**	**8/2/2022**	**3440**	**Yes**	**71**	**14.68**	**3.248**	**0**	**None**	**sqrt(x)**	**0.000396**	**Param Inter 1 of 2**
Total Dissolved Solids (mg/L)	**BGWC-23**	**469.5**	**n/a**	**8/1/2022**	**2780**	**Yes**	**71**	**14.68**	**3.248**	**0**	**None**	**sqrt(x)**	**0.000396**	**Param Inter 1 of 2**
Total Dissolved Solids (mg/L)	**BGWC-24**	**469.5**	**n/a**	**10/21/2022**	**1610**	**Yes**	**71**	**14.68**	**3.248**	**0**	**None**	**sqrt(x)**	**0.000396**	**Param Inter 1 of 2**
Total Dissolved Solids (mg/L)	BGWC-25	469.5	n/a	7/27/2022	231	No	71	14.68	3.248	0	None	sqrt(x)	0.000396	Param Inter 1 of 2
Total Dissolved Solids (mg/L)	**BGWC-30**	**469.5**	**n/a**	**8/1/2022**	**582**	**Yes**	**71**	**14.68**	**3.248**	**0**	**None**	**sqrt(x)**	**0.000396**	**Param Inter 1 of 2**
Total Dissolved Solids (mg/L)	**BGWC-7**	**469.5**	**n/a**	**7/28/2022**	**732**	**Yes**	**71**	**14.68**	**3.248**	**0**	**None**	**sqrt(x)**	**0.000396**	**Param Inter 1 of 2**
Total Dissolved Solids (mg/L)	BGWC-8	469.5	n/a	7/26/2022	196	No	71	14.68	3.248	0	None	sqrt(x)	0.000396	Param Inter 1 of 2
Total Dissolved Solids (mg/L)	BGWC-9	469.5	n/a	7/26/2022	349	No	71	14.68	3.248	0	None	sqrt(x)	0.000396	Param Inter 1 of 2

Sanitas™ v.9.6.35 . UG

Exceeds Limit: BGWC-10, BGWC-12, BGWC-14A, BGWC-16, BGWC-17, BGWC-18, BGWC-19, BGWC-20, BGWC-22, BGWC-23...

Prediction Limit

Interwell Parametric

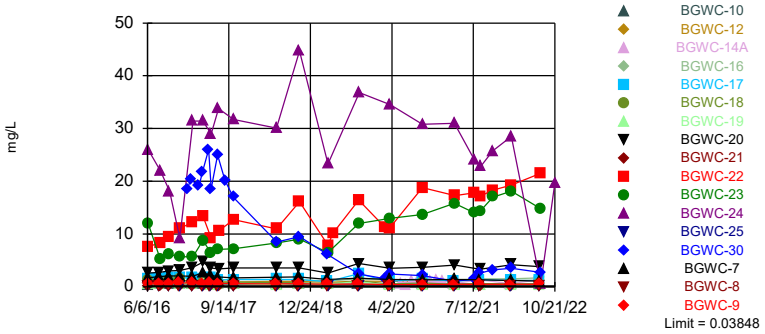

Background Data Summary (based on square root transformation) (after Kaplan-Meier Adjustment): Mean=0.1151, Std. Dev.=0.03777, n=73, 16.44% NDs. Normality test: Shapiro Francia @alpha = 0.01, calculated = 0.9687, critical = 0.956. Kappa = 2.147 (c=7, w=19, 1 of 2, event alpha = 0.05132). Report alpha = 0.007498. Individual comparison alpha = 0.000396. Comparing 17 points to limit. Assumes 2 future values.

Constituent: Boron Analysis Run 11/15/2022 7:47 PM View: Interwell PL

Plant Bowen Client: Southern Company Data: Bowen AP-1

Sanitas™ v.9.6.35 . UG

Exceeds Limit: BGWC-12, BGWC-14A, BGWC-16, BGWC-20, BGWC-22, BGWC-23, BGWC-24, BGWC-7

Prediction Limit

Interwell Non-parametric

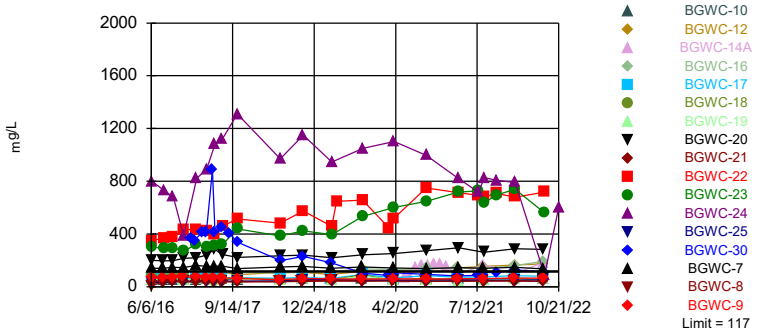

Non-parametric test used in lieu of parametric prediction limit because the Shapiro Francia normality test showed the data to be non-normal at the 0.01 alpha level. Limit is highest of 73 background values. Annual per-constituent alpha = 0.01333. Individual comparison alpha = 0.000353 (1 of 2). Comparing 17 points to limit. Assumes 2 future values.

Constituent: Calcium Analysis Run 11/15/2022 7:47 PM View: Interwell PL

Plant Bowen Client: Southern Company Data: Bowen AP-1

Sanitas™ v.9.6.35 . UG

Exceeds Limit: BGWC-10, BGWC-12, BGWC-14A, BGWC-16, BGWC-17, BGWC-18, BGWC-20, BGWC-22, BGWC-23, BGWC-24...

Prediction Limit

Interwell Parametric

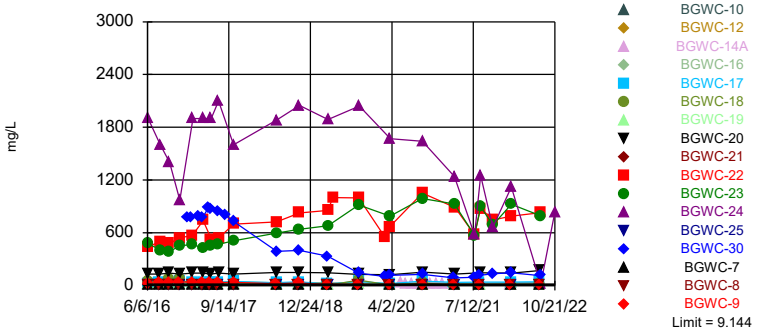

Background Data Summary (based on square root transformation): Mean=1.861, Std. Dev.=0.5413, n=72. Normality test: Shapiro Francia @alpha = 0.01, calculated = 0.9698, critical = 0.954. Kappa = 2.148 (c=7, w=19, 1 of 2, event alpha = 0.05132). Report alpha = 0.007498. Individual comparison alpha = 0.000396. Comparing 17 points to limit. Assumes 2 future values.

Constituent: Chloride Analysis Run 11/15/2022 7:47 PM View: Interwell PL

Plant Bowen Client: Southern Company Data: Bowen AP-1

Sanitas™ v.9.6.35 . UG

Hollow symbols indicate censored values.

Within Limit

Prediction Limit

Interwell Non-parametric

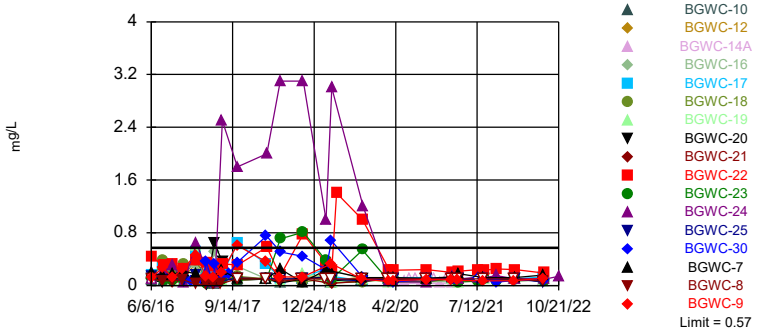

Non-parametric test used in lieu of parametric prediction limit because the Shapiro Francia normality test showed the data to be non-normal at the 0.01 alpha level. Limit is highest of 83 background values. 49.4% NDs. Annual per-constituent alpha = 0.01042. Individual comparison alpha = 0.0002756 (1 of 2). Comparing 17 points to limit. Assumes 2 future values.

Constituent: Fluoride Analysis Run 11/15/2022 7:47 PM View: Interwell PL

Plant Bowen Client: Southern Company Data: Bowen AP-1

Sanitas™ v.9.6.35 . UG

Exceeds Limits: BGWC-16, BGWC-19, BGWC-24

Prediction Limit

Interwell Parametric

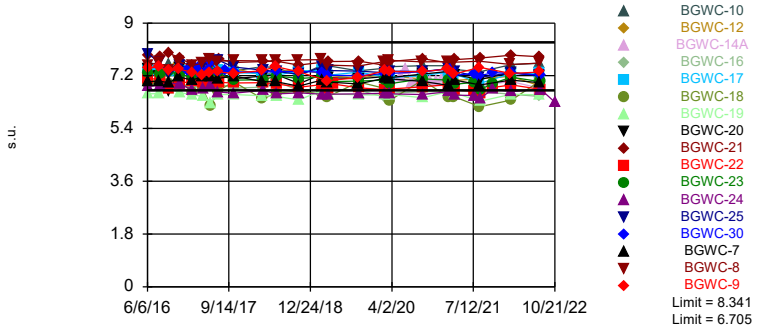

Background Data Summary (based on square transformation): Mean=57.26, Std. Dev.=5.773, n=84. Normality test: Shapiro Francia @alpha = 0.01, calculated = 0.9604, critical = 0.96. Kappa = 2.132 (c=7, w=19, 1 of 2, event alpha = 0.05132). Report alpha = 0.007498. Individual comparison alpha = 0.000198. Comparing 17 points to limit. Assumes 2 future values.

Constituent: pH Analysis Run 11/15/2022 7:47 PM View: Interwell PL

Plant Bowen Client: Southern Company Data: Bowen AP-1

Sanitas™ v.9.6.35 . UG

Exceeds Limit: BGWC-10, BGWC-12, BGWC-14A, BGWC-16, BGWC-17, BGWC-19, BGWC-20, BGWC-22, BGWC-23, BGWC-24...

Prediction Limit

Interwell Non-parametric

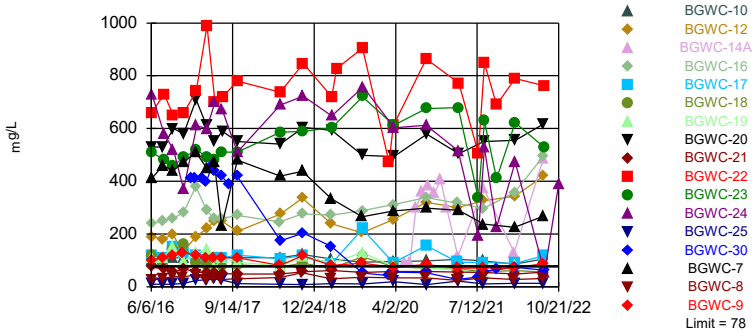

Non-parametric test used in lieu of parametric prediction limit because the Shapiro Francia normality test showed the data to be non-normal at the 0.01 alpha level. Limit is highest of 72 background values. Annual per-constituent alpha = 0.01365. Individual comparison alpha = 0.0003615 (1 of 2). Comparing 17 points to limit. Assumes 2 future values.

Constituent: Sulfate Analysis Run 11/15/2022 7:47 PM View: Interwell PL

Plant Bowen Client: Southern Company Data: Bowen AP-1

Sanitas™ v.9.6.35 . UG

Exceeds Limit: BGWC-12, BGWC-14A, BGWC-16, BGWC-20, BGWC-22, BGWC-23, BGWC-24, BGWC-30, BGWC-7

Prediction Limit

Interwell Parametric

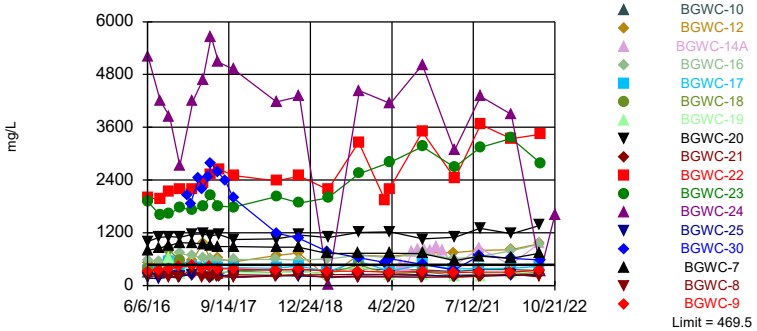

Background Data Summary (based on square root transformation): Mean=14.68, Std. Dev.=3.248, n=71. Normality test: Shapiro Francia @alpha = 0.01, calculated = 0.9587, critical = 0.953. Kappa = 2.15 (c=7, w=19, 1 of 2, event alpha = 0.05132). Report alpha = 0.007498. Individual comparison alpha = 0.000396. Comparing 17 points to limit. Assumes 2 future values.

Constituent: Total Dissolved Solids Analysis Run 11/15/2022 7:47 PM View: Interwell PL

Plant Bowen Client: Southern Company Data: Bowen AP-1

Prediction Limit

Constituent: Boron (mg/L) Analysis Run 11/15/2022 7:53 PM View: Interwell PL

Plant Bowen Client: Southern Company Data: Bowen AP-1

	BGWA-2 (bg)	BGWC-9	BGWC-16	BGWC-17	BGWC-12	BGWC-10	BGWC-8	BGWC-19	BGWC-18
6/6/2016	<0.04	0.55							
6/7/2016			1.7	1.5	1.1	0.37	0.02		
6/8/2016								0.49	1.2
6/9/2016									
8/9/2016	0.0336 (J)								
8/10/2016							0.117		
8/11/2016		0.612	1.37	1.41					
8/12/2016					0.867			0.647	0.895
8/15/2016									
8/16/2016						0.525			
8/18/2016									
8/22/2016									
10/3/2016	0.0226 (J)								
10/4/2016							0.177		
10/5/2016		0.659							
10/6/2016					0.863				
10/7/2016			1.49	1.76		0.492		0.868	1.33
10/10/2016									
11/29/2016	0.0085 (J)								
12/1/2016									
12/2/2016							0.0668		
12/5/2016		0.71			0.879				
12/6/2016			1.65	1.79		0.515			1.5
12/7/2016								0.51	
12/8/2016									
1/10/2017									
1/23/2017									
2/7/2017									
2/13/2017	<0.04								
2/14/2017							0.122		
2/15/2017		0.707			0.886				
2/16/2017			1.73	1.63		0.482		0.68	0.753
2/17/2017									
2/20/2017									
3/27/2017									
4/13/2017	0.0084 (J)								
4/14/2017							0.054		
4/17/2017		0.675							
4/18/2017			1.77		0.941	0.515			
4/19/2017				1.47				0.701	0.762
4/20/2017									
5/22/2017									
5/25/2017	0.01 (J)								
5/26/2017		0.711					0.0817		
5/30/2017			1.52	1.7					
6/1/2017								0.383	0.663
6/2/2017					1.02	0.513			
6/5/2017									
7/7/2017	0.009 (J)								
7/10/2017							0.0534		
7/11/2017		0.633							
7/12/2017						0.508			

Prediction Limit

Constituent: Boron (mg/L) Analysis Run 11/15/2022 7:53 PM View: Interwell PL

Plant Bowen Client: Southern Company Data: Bowen AP-1

	BGWA-2 (bg)	BGWC-9	BGWC-16	BGWC-17	BGWC-12	BGWC-10	BGWC-8	BGWC-19	BGWC-18
7/13/2017					0.945				
7/14/2017			1.26	1.26				0.645	0.787
7/17/2017									
7/18/2017									
7/19/2017									
8/23/2017									
10/9/2017	0.0063 (J)								
10/10/2017		0.619			0.908		0.0515		
10/11/2017			1.36	1.37		0.486		0.594	0.889
10/12/2017									
6/12/2018	0.0058 (J)	0.56	1.3				0.074		
6/13/2018									
6/14/2018				1.4	1	0.54			0.75
6/15/2018								0.44	
10/16/2018	0.0066 (J)						0.16		
10/17/2018		0.61		1.4	1				
10/18/2018			1.3			0.49			0.8
10/19/2018								0.65	
10/22/2018									
4/1/2019	0.0076 (J)	0.5			0.86 (J)		0.046 (J)		
4/2/2019			1.1	0.95 (J)		0.51 (J)			0.56 (J)
4/3/2019								0.51	
4/4/2019									
5/2/2019	0.015 (J)								
7/9/2019									
9/23/2019	0.0069 (J)								
9/24/2019		0.51					0.06		
9/25/2019					1.1	0.49			
9/26/2019			1.5	2.5				0.96	1.1
9/27/2019									
9/30/2019									
2/19/2020									
2/21/2020									
2/25/2020									
2/26/2020									
3/18/2020	0.016 (J)						0.058		
3/19/2020		0.41	1.3	1	1				
3/20/2020								0.29	0.53
3/23/2020						0.5			
3/24/2020									
3/25/2020									
5/22/2020									
5/25/2020									
6/23/2020									
7/28/2020									
9/2/2020									
9/3/2020									
9/23/2020	0.0086 (J)						0.054 (J)		
9/24/2020		0.44	1.3	1.5		0.47			0.72
9/25/2020					1				
9/28/2020								0.4	
10/1/2020									

Prediction Limit

Constituent: Boron (mg/L) Analysis Run 11/15/2022 7:53 PM View: Interwell PL

Plant Bowen Client: Southern Company Data: Bowen AP-1

	BGWA-2 (bg)	BGWC-9	BGWC-16	BGWC-17	BGWC-12	BGWC-10	BGWC-8	BGWC-19	BGWC-18
11/10/2020									
12/15/2020									
1/20/2021									
3/23/2021									
3/24/2021		0.45	1.3	1.1	1.2		0.04 (J)		0.5
3/25/2021									
3/26/2021	0.0094 (J)							0.24	
3/29/2021									
3/30/2021						0.56			
4/1/2021									
7/19/2021									
7/20/2021									
8/16/2021	0.013 (J)								
8/18/2021		0.47	1.5		1.2	0.51	0.093		
8/19/2021				1.3					0.57
8/20/2021								0.29	
8/23/2021									
8/25/2021									
11/1/2021									
2/9/2022	0.0099 (J)								
2/10/2022		0.46					0.051		
2/11/2022			1.5	1.2	1.2	0.5			
2/14/2022									
2/15/2022									
2/16/2022								0.35	0.56
7/26/2022	0.014 (J)	0.47					0.052		
7/27/2022			1.7	1.2	1.2			0.43	0.53
7/28/2022						0.52			
8/1/2022									
8/2/2022									
8/3/2022									
10/21/2022									

Prediction Limit

Constituent: Boron (mg/L) Analysis Run 11/15/2022 7:53 PM View: Interwell PL

Plant Bowen Client: Southern Company Data: Bowen AP-1

	BGWC-20	BGWC-22	BGWC-21	BGWC-25	BGWC-7	BGWC-24	BGWC-23	BGWA-29 (bg)	BGWC-30
6/6/2016									
6/7/2016									
6/8/2016	2.6	7.6	0.12	0.029 (J)	1.7				
6/9/2016						26	12		
8/9/2016									
8/10/2016									
8/11/2016					1.95				
8/12/2016	2.74								
8/15/2016				0.0228 (J)					
8/16/2016									
8/18/2016		8.37	0.191			22	5.2		
8/22/2016								0.0132 (J)	
10/3/2016									
10/4/2016								0.0065 (J)	
10/5/2016									
10/6/2016					2.06				
10/7/2016									
10/10/2016	3	9.46	0.13	0.0305 (J)		18.1	6.13		
11/29/2016									
12/1/2016								<0.04	
12/2/2016									
12/5/2016									
12/6/2016					2.05				
12/7/2016	3.08					9.19	5.7		
12/8/2016		11.1	0.144	0.0164 (J)					
1/10/2017								<0.04	
1/23/2017									18.6
2/7/2017									20.4
2/13/2017									
2/14/2017								<0.04	
2/15/2017					2.01				
2/16/2017									
2/17/2017	3.63	12.2	0.0685						
2/20/2017				0.0154 (J)		31.4	5.7		
3/27/2017									19.1
4/13/2017									
4/14/2017								<0.04	
4/17/2017									21.8
4/18/2017					2.58				
4/19/2017	4.68		0.0743			31.4	8.79		
4/20/2017		13.3		0.0283 (J)					
5/22/2017									26
5/25/2017								<0.04	
5/26/2017									
5/30/2017									
6/1/2017	3.57		0.0499	0.0467					
6/2/2017					2.22				
6/5/2017		9.19				29	6.39		18.6
7/7/2017									
7/10/2017								<0.04	
7/11/2017									25
7/12/2017									

Prediction Limit

Constituent: Boron (mg/L) Analysis Run 11/15/2022 7:53 PM View: Interwell PL

Plant Bowen Client: Southern Company Data: Bowen AP-1

	BGWC-20	BGWC-22	BGWC-21	BGWC-25	BGWC-7	BGWC-24	BGWC-23	BGWA-29 (bg)	BGWC-30
7/13/2017									
7/14/2017					1.85				
7/17/2017				0.0171 (J)		33.8	7.06		
7/18/2017	3.37		0.0544						
7/19/2017		10.6							
8/23/2017									20.2
10/9/2017									
10/10/2017								<0.04	17
10/11/2017	3.54			0.0141 (J)	1.72	31.7	7.18		
10/12/2017		12.7	0.0494						
6/12/2018								0.0056 (J)	
6/13/2018	3.6				1.8	30.1	8.3		
6/14/2018		11	0.035 (J)	0.017 (J)					
6/15/2018									8.5
10/16/2018								0.0071 (J)	
10/17/2018									
10/18/2018					1.9				
10/19/2018			0.028 (J)						
10/22/2018	3.6	16.1		0.03 (J)		44.7	9		9.5
4/1/2019								0.0048 (J)	
4/2/2019					1.4				6.1 (J)
4/3/2019	2.6	7.9	0.12			23.3	6.5		
4/4/2019				0.02 (J)					
5/2/2019		10.1							
7/9/2019									
9/23/2019								0.0052 (J)	
9/24/2019					1.6				
9/25/2019									
9/26/2019	4.4								
9/27/2019		16.4					12		2.4
9/30/2019			0.04 (J)	0.038 (J)		36.8			
2/19/2020								0.0057 (J)	
2/21/2020									
2/25/2020		11.2							
2/26/2020									1.5
3/18/2020								0.0054 (J)	
3/19/2020					1.4				
3/20/2020		11.1	0.03 (J)						
3/23/2020	3.5						13		2.4
3/24/2020				0.032 (J)					
3/25/2020						34.5			
5/22/2020									
5/25/2020									
6/23/2020									
7/28/2020									
9/2/2020									
9/3/2020									
9/23/2020								<0.04	
9/24/2020		18.8	0.037 (J)				13.7		
9/25/2020					1.3	30.8			2.1
9/28/2020	3.7			0.049 (J)					
10/1/2020									

Prediction Limit

Constituent: Boron (mg/L) Analysis Run 11/15/2022 7:53 PM View: Interwell PL

Plant Bowen Client: Southern Company Data: Bowen AP-1

	BGWC-20	BGWC-22	BGWC-21	BGWC-25	BGWC-7	BGWC-24	BGWC-23	BGWA-29 (bg)	BGWC-30
11/10/2020									
12/15/2020									
1/20/2021									
3/23/2021								<0.04	
3/24/2021									
3/25/2021									1.1
3/26/2021				0.17		31	15.8		
3/29/2021	4.1	17.3	0.038 (J)						
3/30/2021					1.4				
4/1/2021									
7/19/2021		17.8				24	14		
7/20/2021									1.4
8/16/2021								<0.04	
8/18/2021									
8/19/2021				0.038 (J)	1.3				2.6
8/20/2021	3.3		0.045						
8/23/2021		17.2				22.8	14.4		
8/25/2021									
11/1/2021		18.3				25.8	17		3.2
2/9/2022									
2/10/2022								0.012 (J)	
2/11/2022					1.2				
2/14/2022							18.1		3.5
2/15/2022		19.3				28.5			
2/16/2022	4.2		0.053	0.048					
7/26/2022								0.013 (J)	
7/27/2022	3.8			0.051					
7/28/2022			0.035 (J)		1.1				
8/1/2022							14.8		2.7
8/2/2022		21.5				0.52			
8/3/2022									
10/21/2022						19.7 (R)			

Prediction Limit

Constituent: Boron (mg/L) Analysis Run 11/15/2022 7:53 PM View: Interwell PL

Plant Bowen Client: Southern Company Data: Bowen AP-1

	BGWA-33 (bg)	BGWC-14A	BGWA-47D (bg)	BGWA-48D (bg)
6/6/2016				
6/7/2016				
6/8/2016				
6/9/2016				
8/9/2016				
8/10/2016				
8/11/2016				
8/12/2016				
8/15/2016				
8/16/2016				
8/18/2016				
8/22/2016				
10/3/2016				
10/4/2016				
10/5/2016				
10/6/2016				
10/7/2016				
10/10/2016				
11/29/2016				
12/1/2016				
12/2/2016				
12/5/2016				
12/6/2016				
12/7/2016				
12/8/2016				
1/10/2017				
1/23/2017				
2/7/2017				
2/13/2017				
2/14/2017				
2/15/2017				
2/16/2017				
2/17/2017				
2/20/2017				
3/27/2017				
4/13/2017				
4/14/2017				
4/17/2017				
4/18/2017				
4/19/2017				
4/20/2017				
5/22/2017				
5/25/2017				
5/26/2017				
5/30/2017				
6/1/2017				
6/2/2017				
6/5/2017				
7/7/2017				
7/10/2017				
7/11/2017				
7/12/2017				

Prediction Limit

Constituent: Boron (mg/L) Analysis Run 11/15/2022 7:53 PM View: Interwell PL

Plant Bowen Client: Southern Company Data: Bowen AP-1

	BGWA-33 (bg)	BGWC-14A	BGWA-47D (bg)	BGWA-48D (bg)
7/13/2017				
7/14/2017				
7/17/2017				
7/18/2017				
7/19/2017				
8/23/2017				
10/9/2017				
10/10/2017				
10/11/2017				
10/12/2017				
6/12/2018				
6/13/2018				
6/14/2018				
6/15/2018				
10/16/2018				
10/17/2018				
10/18/2018				
10/19/2018				
10/22/2018				
4/1/2019				
4/2/2019				
4/3/2019	0.66 (o)			
4/4/2019				
5/2/2019				
7/9/2019	0.027 (J)			
9/23/2019				
9/24/2019				
9/25/2019				
9/26/2019				
9/27/2019	0.033 (J)			
9/30/2019				
2/19/2020				
2/21/2020	0.02 (J)			
2/25/2020				
2/26/2020				
3/18/2020				
3/19/2020				
3/20/2020	0.043 (J)			
3/23/2020				
3/24/2020				
3/25/2020				
5/22/2020		0.54	0.024 (J)	
5/25/2020				0.018 (J)
6/23/2020		0.45	0.019 (J)	0.015 (J)
7/28/2020		0.97	0.03 (J)	0.024 (J)
9/2/2020		1.1	0.022 (J)	
9/3/2020				0.022 (J)
9/23/2020				
9/24/2020				
9/25/2020	0.02 (J)			
9/28/2020				
10/1/2020		1.2	0.025 (J)	0.027 (J)

Prediction Limit

Constituent: Boron (mg/L) Analysis Run 11/15/2022 7:53 PM View: Interwell PL

Plant Bowen Client: Southern Company Data: Bowen AP-1

	BGWA-33 (bg)	BGWC-14A	BGWA-47D (bg)	BGWA-48D (bg)
11/10/2020		1.1	0.025 (J)	0.032 (J)
12/15/2020		1.2	0.031 (J)	0.034 (J)
1/20/2021		1.1	0.022 (J)	0.034 (J)
3/23/2021				
3/24/2021		0.6		
3/25/2021			0.017 (J)	0.026 (J)
3/26/2021				
3/29/2021				
3/30/2021				
4/1/2021	0.0069 (J)			
7/19/2021				
7/20/2021				
8/16/2021			0.021 (J)	0.034 (J)
8/18/2021		1.3		
8/19/2021				
8/20/2021				
8/23/2021				
8/25/2021	0.0093 (J)			
11/1/2021				
2/9/2022		0.57	0.017 (J)	0.038 (J)
2/10/2022				
2/11/2022				
2/14/2022				
2/15/2022				
2/16/2022	0.01 (J)			
7/26/2022		1.3	0.022 (J)	0.017 (J)
7/27/2022				
7/28/2022				
8/1/2022				
8/2/2022				
8/3/2022	0.015 (J)			
10/21/2022				

Prediction Limit

Constituent: Calcium (mg/L) Analysis Run 11/15/2022 7:53 PM View: Interwell PL

Plant Bowen Client: Southern Company Data: Bowen AP-1

	BGWA-2 (bg)	BGWC-9	BGWC-16	BGWC-17	BGWC-12	BGWC-10	BGWC-8	BGWC-19	BGWC-18
6/6/2016	39	66							
6/7/2016			120	65	90	50	7.9		
6/8/2016								55	76
6/9/2016									
8/9/2016	32.2								
8/10/2016							36.8		
8/11/2016		65.2	111	61					
8/12/2016					76.6			61.2	61.7
8/15/2016									
8/16/2016						49.2			
8/18/2016									
8/22/2016									
10/3/2016	34.1								
10/4/2016							39.7		
10/5/2016		66.7							
10/6/2016					78.7				
10/7/2016			103	71		52.6		70.2	84.7
10/10/2016									
11/29/2016	29.7								
12/1/2016									
12/2/2016							37.8		
12/5/2016		74.6			80.9				
12/6/2016			117	68.7		55.4			88.1
12/7/2016								48.6	
12/8/2016									
1/10/2017									
1/23/2017									
2/7/2017									
2/13/2017	31.2								
2/14/2017							35.2		
2/15/2017		74.6			90.7				
2/16/2017			124	65.5		53.2		64.7	53.7
2/17/2017									
2/20/2017									
3/27/2017									
4/13/2017	30.5								
4/14/2017							37.5		
4/17/2017		65.6							
4/18/2017			120		94.8	58			
4/19/2017				68.9				69.5	57.1
4/20/2017									
5/22/2017									
5/25/2017	33.8								
5/26/2017		70.4					41.7		
5/30/2017			111	72.6					
6/1/2017								50.8	44.8
6/2/2017					108	55.8			
6/5/2017									
7/7/2017	33.1								
7/10/2017							39		
7/11/2017		66.9							
7/12/2017						58.1			

Prediction Limit

Constituent: Calcium (mg/L) Analysis Run 11/15/2022 7:53 PM View: Interwell PL

Plant Bowen Client: Southern Company Data: Bowen AP-1

	BGWA-2 (bg)	BGWC-9	BGWC-16	BGWC-17	BGWC-12	BGWC-10	BGWC-8	BGWC-19	BGWC-18
7/13/2017					111				
7/14/2017			109	70.6				67	60
7/17/2017									
7/18/2017									
7/19/2017									
8/23/2017									
10/9/2017	33.6								
10/10/2017		61.7			93		36.9		
10/11/2017			109	67.3		55.7		57.3	67
10/12/2017									
6/12/2018	32.4	53.4	104				38.1		
6/13/2018									
6/14/2018				65.7	109	58.4			53.1
6/15/2018								49.7	
10/16/2018	34.6						44.8		
10/17/2018		63		69.7	110				
10/18/2018			112			57.8			60.4
10/19/2018								63.1	
10/22/2018									
4/1/2019	48.2	59.3			94.8		47.2		
4/2/2019			117	63.9		57.8			53.3
4/3/2019								51.3	
4/4/2019									
5/2/2019	44.8								
9/23/2019	36.3								
9/24/2019		57.6					42.4		
9/25/2019					115	58.1			
9/26/2019			136	94.2				80.8	91.7
9/27/2019									
9/30/2019									
2/19/2020									
2/21/2020									
2/25/2020									
2/26/2020									
3/18/2020	40.1						43		
3/19/2020		61.5	130	68.1	120				
3/20/2020								52.1	49.3
3/23/2020						61.1			
3/24/2020									
3/25/2020									
5/22/2020									
5/25/2020									
6/23/2020									
7/28/2020									
9/2/2020									
9/3/2020									
9/23/2020	45.2						41.6		
9/24/2020		59	141	84.9		58.8			68.7
9/25/2020					135				
9/28/2020								50.1	
10/1/2020									
11/10/2020									

Prediction Limit

Constituent: Calcium (mg/L) Analysis Run 11/15/2022 7:53 PM View: Interwell PL

Plant Bowen Client: Southern Company Data: Bowen AP-1

	BGWA-2 (bg)	BGWC-9	BGWC-16	BGWC-17	BGWC-12	BGWC-10	BGWC-8	BGWC-19	BGWC-18
12/15/2020									
1/20/2021									
3/23/2021									
3/24/2021		59.9	140	72	144		42.1		48.2
3/25/2021									
3/26/2021	46.7							46.4	
3/29/2021									
3/30/2021						61.3			
4/1/2021									
7/19/2021									
7/20/2021									
8/16/2021	48.3								
8/18/2021		63	139		156	61.1	44.5		
8/19/2021				74					49.2
8/20/2021								47.2	
8/23/2021									
8/25/2021									
11/1/2021									
2/9/2022	52.3								
2/10/2022		65.6					44.9		
2/11/2022			160	83.5	164	66.2			
2/14/2022									
2/15/2022									
2/16/2022								60.5	49
7/26/2022	46.7	66.3					41.8		
7/27/2022			194	80.9	175			63.2	65.9
7/28/2022						63			
8/1/2022									
8/2/2022									
8/3/2022									
10/21/2022									

Prediction Limit

Constituent: Calcium (mg/L) Analysis Run 11/15/2022 7:53 PM View: Interwell PL

Plant Bowen Client: Southern Company Data: Bowen AP-1

	BGWC-20	BGWC-22	BGWC-21	BGWC-25	BGWC-7	BGWC-24	BGWC-23	BGWA-29 (bg)	BGWC-30
6/6/2016									
6/7/2016									
6/8/2016	200	350	43	32	140				
6/9/2016						800	300		
8/9/2016									
8/10/2016									
8/11/2016					141				
8/12/2016	196								
8/15/2016				33.1					
8/16/2016									
8/18/2016		370	38.6			730	290		
8/22/2016								21.4	
10/3/2016									
10/4/2016								20.9	
10/5/2016									
10/6/2016					147				
10/7/2016									
10/10/2016	198	375	37.5	41		680	296		
11/29/2016									
12/1/2016								19.8	
12/2/2016									
12/5/2016									
12/6/2016					146				
12/7/2016	215					387	271		
12/8/2016		434	43.4	38.5					
1/10/2017								20.4	
1/23/2017									372
2/7/2017									351
2/13/2017									
2/14/2017								20.9	
2/15/2017					163				
2/16/2017									
2/17/2017	221	434	41						
2/20/2017				40.7		823	323		
3/27/2017									417
4/13/2017									
4/14/2017								20.7 (J)	
4/17/2017									415
4/18/2017					155				
4/19/2017	240		39.4			893 (J)	298		
4/20/2017		422		40.7					
5/22/2017									885
5/25/2017								22.8 (J)	
5/26/2017									
5/30/2017									
6/1/2017	286		42.3	44.2					
6/2/2017					156				
6/5/2017		398				1080	310		413
7/7/2017									
7/10/2017								22.3	
7/11/2017									449
7/12/2017									

Prediction Limit

Constituent: Calcium (mg/L) Analysis Run 11/15/2022 7:53 PM View: Interwell PL

Plant Bowen Client: Southern Company Data: Bowen AP-1

	BGWC-20	BGWC-22	BGWC-21	BGWC-25	BGWC-7	BGWC-24	BGWC-23	BGWA-29 (bg)	BGWC-30
7/13/2017									
7/14/2017					157				
7/17/2017				41.9		1120	319		
7/18/2017	244		40.9						
7/19/2017		461							
8/23/2017									409
10/9/2017									
10/10/2017								4.09	339
10/11/2017	222			41.1	137	1310	438		
10/12/2017		515	43.3						
6/12/2018								20.3 (J)	
6/13/2018	234				151	970	385		
6/14/2018		482	39.4	44.8					
6/15/2018									198
10/16/2018								19.4 (J)	
10/17/2018									
10/18/2018					154				
10/19/2018			40.6						
10/22/2018	241	575		52.2		1150	424		230
4/1/2019								24.6	
4/2/2019					140				181
4/3/2019	220	458	43.4			945	396		
4/4/2019				54.8					
5/2/2019		647							
9/23/2019								19.2	
9/24/2019					151				
9/25/2019									
9/26/2019	243								
9/27/2019		658					533		103
9/30/2019			43.2	47.8		1050			
2/19/2020								20.8	
2/21/2020									
2/25/2020		445							
2/26/2020									85.3
3/18/2020								22.4	
3/19/2020					142				
3/20/2020		514	48.2						
3/23/2020	253						602		107
3/24/2020				49.6					
3/25/2020						1100			
5/22/2020									
5/25/2020									
6/23/2020									
7/28/2020									
9/2/2020									
9/3/2020									
9/23/2020								20.1	
9/24/2020		750	42				647		
9/25/2020					138	998			93.3
9/28/2020	273			50.7					
10/1/2020									
11/10/2020									

Prediction Limit

Constituent: Calcium (mg/L) Analysis Run 11/15/2022 7:53 PM View: Interwell PL

Plant Bowen Client: Southern Company Data: Bowen AP-1

	BGWC-20	BGWC-22	BGWC-21	BGWC-25	BGWC-7	BGWC-24	BGWC-23	BGWA-29 (bg)	BGWC-30
12/15/2020									
1/20/2021									
3/23/2021								22.1	
3/24/2021									
3/25/2021									81.1
3/26/2021				52.8		821	717		
3/29/2021	296	714	46.6						
3/30/2021					145				
4/1/2021									
7/19/2021		693				717	728		
7/20/2021									87.8
8/16/2021								21.5	
8/18/2021									
8/19/2021				51.2	141				109
8/20/2021	262		45.1						
8/23/2021		681				827	638		
8/25/2021									
11/1/2021		708				808	695		108
2/9/2022									
2/10/2022								20.3	
2/11/2022					148				
2/14/2022							740		129
2/15/2022		680				791			
2/16/2022	288		44.1	51.4					
7/26/2022								20	
7/27/2022	284			52.1					
7/28/2022			43.1		136				
8/1/2022							559		111
8/2/2022		717				90			
8/3/2022									
10/21/2022						600 (R)			

Prediction Limit

Constituent: Calcium (mg/L) Analysis Run 11/15/2022 7:53 PM View: Interwell PL

Plant Bowen Client: Southern Company Data: Bowen AP-1

	BGWA-33 (bg)	BGWC-14A	BGWA-47D (bg)	BGWA-48D (bg)
6/6/2016				
6/7/2016				
6/8/2016				
6/9/2016				
8/9/2016				
8/10/2016				
8/11/2016				
8/12/2016				
8/15/2016				
8/16/2016				
8/18/2016				
8/22/2016				
10/3/2016				
10/4/2016				
10/5/2016				
10/6/2016				
10/7/2016				
10/10/2016				
11/29/2016				
12/1/2016				
12/2/2016				
12/5/2016				
12/6/2016				
12/7/2016				
12/8/2016				
1/10/2017				
1/23/2017				
2/7/2017				
2/13/2017				
2/14/2017				
2/15/2017				
2/16/2017				
2/17/2017				
2/20/2017				
3/27/2017				
4/13/2017				
4/14/2017				
4/17/2017				
4/18/2017				
4/19/2017				
4/20/2017				
5/22/2017				
5/25/2017				
5/26/2017				
5/30/2017				
6/1/2017				
6/2/2017				
6/5/2017				
7/7/2017				
7/10/2017				
7/11/2017				
7/12/2017				

Prediction Limit

Constituent: Calcium (mg/L) Analysis Run 11/15/2022 7:53 PM View: Interwell PL

Plant Bowen Client: Southern Company Data: Bowen AP-1

	BGWA-33 (bg)	BGWC-14A	BGWA-47D (bg)	BGWA-48D (bg)
7/13/2017				
7/14/2017				
7/17/2017				
7/18/2017				
7/19/2017				
8/23/2017				
10/9/2017				
10/10/2017				
10/11/2017				
10/12/2017				
6/12/2018				
6/13/2018				
6/14/2018				
6/15/2018				
10/16/2018				
10/17/2018				
10/18/2018				
10/19/2018				
10/22/2018				
4/1/2019				
4/2/2019				
4/3/2019	44.9			
4/4/2019				
5/2/2019				
9/23/2019				
9/24/2019				
9/25/2019				
9/26/2019				
9/27/2019	41.2			
9/30/2019				
2/19/2020				
2/21/2020	50.1			
2/25/2020				
2/26/2020				
3/18/2020				
3/19/2020				
3/20/2020	52.2			
3/23/2020				
3/24/2020				
3/25/2020				
5/22/2020		73.4	74	
5/25/2020				36.5
6/23/2020		80.1	99.5	39.4
7/28/2020		140	96.2	40.3
9/2/2020		159	109	
9/3/2020				51.8
9/23/2020				
9/24/2020				
9/25/2020	51.8			
9/28/2020				
10/1/2020		162	107	61.9
11/10/2020		170	117	80.3

Prediction Limit

Constituent: Calcium (mg/L) Analysis Run 11/15/2022 7:53 PM View: Interwell PL

Plant Bowen Client: Southern Company Data: Bowen AP-1

	BGWA-33 (bg)	BGWC-14A	BGWA-47D (bg)	BGWA-48D (bg)
12/15/2020		169	110	70.3
1/20/2021		157	111	67.5
3/23/2021				
3/24/2021		91.9		
3/25/2021			109	68.3
3/26/2021				
3/29/2021				
3/30/2021				
4/1/2021	49.5			
7/19/2021				
7/20/2021				
8/16/2021			108	61
8/18/2021		166		
8/19/2021				
8/20/2021				
8/23/2021				
8/25/2021	46.3			
11/1/2021				
2/9/2022		97.5	112	46.3
2/10/2022				
2/11/2022				
2/14/2022				
2/15/2022				
2/16/2022	47.5			
7/26/2022		185	105	34.5
7/27/2022				
7/28/2022				
8/1/2022				
8/2/2022				
8/3/2022	69.4			
10/21/2022				

Prediction Limit

Constituent: Chloride (mg/L) Analysis Run 11/15/2022 7:53 PM View: Interwell PL

Plant Bowen Client: Southern Company Data: Bowen AP-1

	BGWA-2 (bg)	BGWC-9	BGWC-16	BGWC-17	BGWC-12	BGWC-10	BGWC-8	BGWC-19	BGWC-18
6/6/2016	2.9	27							
6/7/2016			37	26	44	19	2		
6/8/2016								23	48
6/9/2016									
8/9/2016	2.5								
8/10/2016							2.1		
8/11/2016		30	41	34					
8/12/2016					43			26	27
8/15/2016									
8/16/2016						20			
8/18/2016									
8/22/2016									
10/3/2016	2.5								
10/4/2016							2.3		
10/5/2016		36							
10/6/2016					41				
10/7/2016			44	38		21		41	72
10/10/2016									
11/29/2016	2.6								
12/1/2016									
12/2/2016							2.1		
12/5/2016		40			41				
12/6/2016			48	45		22			73
12/7/2016								23	
12/8/2016									
1/10/2017									
1/23/2017									
2/7/2017									
2/13/2017	2.1								
2/14/2017							2		
2/15/2017		38			39				
2/16/2017			46	40		22		31	19
2/17/2017									
2/20/2017									
3/27/2017									
4/13/2017	2.1								
4/14/2017							1.7		
4/17/2017		35							
4/18/2017			41		39	21			
4/19/2017				38				30	13
4/20/2017									
5/22/2017									
5/25/2017	2.4								
5/26/2017		35					1.6		
5/30/2017			38	41					
6/1/2017								13	8
6/2/2017					37	20			
6/5/2017									
7/7/2017	1.9								
7/10/2017							1.5		
7/11/2017		33							
7/12/2017						23			

Prediction Limit

Constituent: Chloride (mg/L) Analysis Run 11/15/2022 7:53 PM View: Interwell PL

Plant Bowen Client: Southern Company Data: Bowen AP-1

	BGWA-2 (bg)	BGWC-9	BGWC-16	BGWC-17	BGWC-12	BGWC-10	BGWC-8	BGWC-19	BGWC-18
7/13/2017					38				
7/14/2017			35	36				19	11
7/17/2017									
7/18/2017									
7/19/2017									
8/23/2017									
10/9/2017	1.9								
10/10/2017		35			38		1.9		
10/11/2017			36	45		24		19	24
10/12/2017									
6/12/2018	3.4	21.3	27.2				2.3		
6/13/2018									
6/14/2018				33.3	30.5	23.1			7.3
6/15/2018								9.3	
10/16/2018	3.3						2.6		
10/17/2018		29.4		41.8	30.7				
10/18/2018			25.2			26.9			10.9
10/19/2018								15.3	
10/22/2018									
4/1/2019	4.2	13.4			24.1		1.8		
4/2/2019			20.3	18.7		24.1			4.5
4/3/2019								9.7	
4/4/2019									
5/2/2019	4.3								
9/23/2019	3.1								
9/24/2019		13.2					1.5		
9/25/2019					23.6	25.1			
9/26/2019			28.7	47.1				26	60.5
9/27/2019									
9/30/2019									
2/19/2020									
2/21/2020									
2/25/2020									
2/26/2020									
3/18/2020	3.1						1.5		
3/19/2020		7.3	22	21.9	20.5				
3/20/2020								6.6	5.3
3/23/2020						20.8			
3/24/2020									
3/25/2020									
5/22/2020									
5/25/2020									
6/23/2020									
7/28/2020									
9/2/2020									
9/3/2020									
9/23/2020	4.2						1.5		
9/24/2020		9.2	28.8	50.1		25.4			30.3
9/25/2020					20.2				
9/28/2020								8.6	
10/1/2020									
11/10/2020									

Prediction Limit

Constituent: Chloride (mg/L) Analysis Run 11/15/2022 7:53 PM View: Interwell PL

Plant Bowen Client: Southern Company Data: Bowen AP-1

	BGWA-2 (bg)	BGWC-9	BGWC-16	BGWC-17	BGWC-12	BGWC-10	BGWC-8	BGWC-19	BGWC-18
12/15/2020									
1/20/2021									
3/23/2021									
3/24/2021		8	24	35.6	18.4		1.5		6.1
3/25/2021									
3/26/2021	3.6							5.8	
3/29/2021									
3/30/2021						23.8			
4/1/2021									
7/19/2021									
7/20/2021									
8/16/2021	3.4								
8/18/2021		8.5	19.9		15.8	25.1	1.7		
8/19/2021				38.2					10.4
8/20/2021								4.4	
8/23/2021									
8/25/2021									
11/1/2021									
2/9/2022	3.7								
2/10/2022		8.9					1.6		
2/11/2022			22.3	38.5	16.4	28.2			
2/14/2022									
2/15/2022									
2/16/2022								6.7	7.7
7/26/2022	3.2	10.9					1.6		
7/27/2022			23.1	43.2	16.2			7.8	14.9
7/28/2022						30			
8/1/2022									
8/2/2022									
8/3/2022									
10/21/2022									

Prediction Limit

Constituent: Chloride (mg/L) Analysis Run 11/15/2022 7:53 PM View: Interwell PL

Plant Bowen Client: Southern Company Data: Bowen AP-1

	BGWC-20	BGWC-22	BGWC-21	BGWC-25	BGWC-7	BGWC-24	BGWC-23	BGWA-29 (bg)	BGWC-30
6/6/2016									
6/7/2016									
6/8/2016	130	440	7.1	6.4	11				
6/9/2016						1900	480		
8/9/2016									
8/10/2016									
8/11/2016					11				
8/12/2016	130								
8/15/2016				4.3					
8/16/2016									
8/18/2016		500	6.9			1600	400		
8/22/2016								4.2	
10/3/2016									
10/4/2016								2.1	
10/5/2016									
10/6/2016					11				
10/7/2016									
10/10/2016	140	480	7.1	3.5		1400	390		
11/29/2016									
12/1/2016								1.8	
12/2/2016									
12/5/2016									
12/6/2016					11				
12/7/2016	130					970	450		
12/8/2016		540	6.3	2.8					
1/10/2017								1.6	
1/23/2017									780
2/7/2017									780
2/13/2017									
2/14/2017								1.9	
2/15/2017					12				
2/16/2017									
2/17/2017	140	570	5.6						
2/20/2017				4.2		1900	470		
3/27/2017									790
4/13/2017									
4/14/2017								1.5	
4/17/2017									770
4/18/2017					12				
4/19/2017	140		5			1900	420		
4/20/2017		740		4.1					
5/22/2017									890
5/25/2017								1.5	
5/26/2017									
5/30/2017									
6/1/2017	130		4.9	4.4					
6/2/2017					11				
6/5/2017		530				1900	450		870
7/7/2017									
7/10/2017								1.6	
7/11/2017									840
7/12/2017									

Prediction Limit

Constituent: Chloride (mg/L) Analysis Run 11/15/2022 7:53 PM View: Interwell PL

Plant Bowen Client: Southern Company Data: Bowen AP-1

	BGWC-20	BGWC-22	BGWC-21	BGWC-25	BGWC-7	BGWC-24	BGWC-23	BGWA-29 (bg)	BGWC-30
7/13/2017									
7/14/2017					11				
7/17/2017				5		2100	470		
7/18/2017	140		4.2						
7/19/2017		540							
8/23/2017									800
10/9/2017									
10/10/2017								1.7	730
10/11/2017	130			4.1	12	1600	510		
10/12/2017		700	4.8						
6/12/2018								1.8	
6/13/2018	150				10.8	1880	598		
6/14/2018		725	3.3	3.4					
6/15/2018									390
10/16/2018								1.5	
10/17/2018									
10/18/2018					11.7				
10/19/2018			4.1						
10/22/2018	149	827		3.9		2050	639		400
4/1/2019								1.6	
4/2/2019					9.4				333
4/3/2019	144	856	5			1890	679		
4/4/2019				3.8					
5/2/2019		999							
9/23/2019								1.2	
9/24/2019					8				
9/25/2019									
9/26/2019	128								
9/27/2019		996					918		143
9/30/2019			4.7	5.2		2040			
2/19/2020								1.3	
2/21/2020									
2/25/2020		547							
2/26/2020									100
3/18/2020								1.4	
3/19/2020					8.4				
3/20/2020		665	4.2						
3/23/2020	125						788		117
3/24/2020				3.6					
3/25/2020						1670			
5/22/2020									
5/25/2020									
6/23/2020									
7/28/2020									
9/2/2020									
9/3/2020									
9/23/2020								1.1	
9/24/2020		1050	4				988		
9/25/2020					13.1	1640			127
9/28/2020	152			5.6					
10/1/2020									
11/10/2020									

Prediction Limit

Constituent: Chloride (mg/L) Analysis Run 11/15/2022 7:53 PM View: Interwell PL

Plant Bowen Client: Southern Company Data: Bowen AP-1

	BGWC-20	BGWC-22	BGWC-21	BGWC-25	BGWC-7	BGWC-24	BGWC-23	BGWA-29 (bg)	BGWC-30
12/15/2020									
1/20/2021									
3/23/2021								1.2	
3/24/2021									
3/25/2021									85.5
3/26/2021				5.7		1240	928		
3/29/2021	131	886	5						
3/30/2021					8.8				
4/1/2021									
7/19/2021		579				575	570		
7/20/2021									95.3
8/16/2021								1.1	
8/18/2021									
8/19/2021				5.1	7.6				117
8/20/2021	144		4.4						
8/23/2021		879				1250	898		
8/25/2021									
11/1/2021		744				661	688		133
2/9/2022									
2/10/2022								1.2	
2/11/2022					8				
2/14/2022							925		146
2/15/2022		789				1120			
2/16/2022	141		4	5.7					
7/26/2022								0.97 (J)	
7/27/2022	169			6.2					
7/28/2022			4.7		8.9				
8/1/2022							794		114
8/2/2022		828				17.1			
8/3/2022									
10/21/2022						836 (R)			

Prediction Limit

Constituent: Chloride (mg/L) Analysis Run 11/15/2022 7:53 PM View: Interwell PL

Plant Bowen Client: Southern Company Data: Bowen AP-1

	BGWA-33 (bg)	BGWC-14A	BGWA-47D (bg)	BGWA-48D (bg)
6/6/2016				
6/7/2016				
6/8/2016				
6/9/2016				
8/9/2016				
8/10/2016				
8/11/2016				
8/12/2016				
8/15/2016				
8/16/2016				
8/18/2016				
8/22/2016				
10/3/2016				
10/4/2016				
10/5/2016				
10/6/2016				
10/7/2016				
10/10/2016				
11/29/2016				
12/1/2016				
12/2/2016				
12/5/2016				
12/6/2016				
12/7/2016				
12/8/2016				
1/10/2017				
1/23/2017				
2/7/2017				
2/13/2017				
2/14/2017				
2/15/2017				
2/16/2017				
2/17/2017				
2/20/2017				
3/27/2017				
4/13/2017				
4/14/2017				
4/17/2017				
4/18/2017				
4/19/2017				
4/20/2017				
5/22/2017				
5/25/2017				
5/26/2017				
5/30/2017				
6/1/2017				
6/2/2017				
6/5/2017				
7/7/2017				
7/10/2017				
7/11/2017				
7/12/2017				

Prediction Limit

Constituent: Chloride (mg/L) Analysis Run 11/15/2022 7:53 PM View: Interwell PL

Plant Bowen Client: Southern Company Data: Bowen AP-1

	BGWA-33 (bg)	BGWC-14A	BGWA-47D (bg)	BGWA-48D (bg)
7/13/2017				
7/14/2017				
7/17/2017				
7/18/2017				
7/19/2017				
8/23/2017				
10/9/2017				
10/10/2017				
10/11/2017				
10/12/2017				
6/12/2018				
6/13/2018				
6/14/2018				
6/15/2018				
10/16/2018				
10/17/2018				
10/18/2018				
10/19/2018				
10/22/2018				
4/1/2019				
4/2/2019				
4/3/2019	5.2			
4/4/2019				
5/2/2019				
9/23/2019				
9/24/2019				
9/25/2019				
9/26/2019				
9/27/2019	394 (o)			
9/30/2019				
2/19/2020				
2/21/2020	2.6			
2/25/2020				
2/26/2020				
3/18/2020				
3/19/2020				
3/20/2020	4			
3/23/2020				
3/24/2020				
3/25/2020				
5/22/2020		32	6.6	
5/25/2020				4
6/23/2020		15.7	5.9	5.5
7/28/2020		20.6	5.9	4.6
9/2/2020		18.9	6	
9/3/2020				6.3
9/23/2020				
9/24/2020				
9/25/2020	3.3			
9/28/2020				
10/1/2020		18.6	6	7.5
11/10/2020		19.6	5.5	7.7

Prediction Limit

Constituent: Chloride (mg/L) Analysis Run 11/15/2022 7:53 PM View: Interwell PL

Plant Bowen Client: Southern Company Data: Bowen AP-1

	BGWA-33 (bg)	BGWC-14A	BGWA-47D (bg)	BGWA-48D (bg)
12/15/2020		20.7	6.3	8
1/20/2021		21.9	5.7	7.2
3/23/2021				
3/24/2021		14.1		
3/25/2021			5.7	7.5
3/26/2021				
3/29/2021				
3/30/2021				
4/1/2021	2.9			
7/19/2021				
7/20/2021				
8/16/2021			5.7	8
8/18/2021		17.1		
8/19/2021				
8/20/2021				
8/23/2021				
8/25/2021	3.3			
11/1/2021				
2/9/2022		10.8	5.4	8.9
2/10/2022				
2/11/2022				
2/14/2022				
2/15/2022				
2/16/2022	2.8			
7/26/2022		19.6	5.5	4.6
7/27/2022				
7/28/2022				
8/1/2022				
8/2/2022				
8/3/2022	3.4			
10/21/2022				

Prediction Limit

Constituent: Fluoride (mg/L) Analysis Run 11/15/2022 7:53 PM View: Interwell PL

Plant Bowen Client: Southern Company Data: Bowen AP-1

	BGWA-2 (bg)	BGWC-9	BGWC-16	BGWC-17	BGWC-12	BGWC-10	BGWC-8	BGWC-19	BGWC-18
6/6/2016	0.11 (J)	0.12 (J)							
6/7/2016			<0.1	0.15 (J)	<0.1	0.09 (J)	<0.1		
6/8/2016								<0.1	0.1 (J)
6/9/2016									
8/9/2016	0.09 (J)								
8/10/2016							0.07 (J)		
8/11/2016		0.27 (J)	0.12 (J)	0.3 (J)					
8/12/2016					0.08 (J)			0.2 (J)	0.39
8/15/2016									
8/16/2016						0.09 (J)			
8/18/2016									
8/22/2016									
10/3/2016	0.11 (J)								
10/4/2016							0.07 (J)		
10/5/2016		0.12 (J)							
10/6/2016					0.06 (J)				
10/7/2016			0.08 (J)	0.14 (J)		0.17 (J)		0.07 (J)	0.16 (J)
10/10/2016									
11/29/2016	0.11 (J)								
12/1/2016									
12/2/2016							0.09 (J)		
12/5/2016		0.26 (J)			0.12 (J)				
12/6/2016			0.24 (J)	0.19 (J)		0.16 (J)			0.32
12/7/2016								0.09 (J)	
12/8/2016									
1/10/2017									
1/23/2017									
2/7/2017									
2/13/2017	0.12 (J)								
2/14/2017							0.02 (J)		
2/15/2017		0.46			0.33				
2/16/2017			0.31	0.51		0.38		0.6	0.38
2/17/2017									
2/20/2017									
3/27/2017									
4/13/2017	0.1 (J)								
4/14/2017							0.02 (J)		
4/17/2017		0.14 (J)							
4/18/2017			0.02 (J)		0.006 (J)	0.12 (J)			
4/19/2017				0.18 (J)				0.09 (J)	0.08 (J)
4/20/2017									
5/22/2017									
5/25/2017	0.08 (J)								
5/26/2017		0.13 (J)					0.02 (J)		
5/30/2017			0.51	0.15 (J)					
6/1/2017								0.05 (J)	0.09 (J)
6/2/2017					0.04 (J)	0.03 (J)			
6/5/2017									
7/7/2017	0.13 (J)								
7/10/2017							0.03 (J)		
7/11/2017		0.2 (J)							
7/12/2017						0.15 (J)			

Prediction Limit

Constituent: Fluoride (mg/L) Analysis Run 11/15/2022 7:53 PM View: Interwell PL

Plant Bowen Client: Southern Company Data: Bowen AP-1

	BGWA-2 (bg)	BGWC-9	BGWC-16	BGWC-17	BGWC-12	BGWC-10	BGWC-8	BGWC-19	BGWC-18
7/13/2017					0.17 (J)				
7/14/2017			0.14 (J)	0.16 (J)				0.08 (J)	0.06 (J)
7/17/2017									
7/18/2017									
7/19/2017									
8/23/2017									
10/9/2017	0.11 (J)								
10/10/2017		0.61			0.08 (J)		<0.1		
10/11/2017			0.29 (J)	0.64		0.07 (J)		0.11 (J)	0.14 (J)
10/12/2017									
3/26/2018	<0.1						<0.1		
3/27/2018		0.36	<0.1	0.33		<0.1		<0.1	<0.1
3/28/2018					<0.1				
3/29/2018									
6/12/2018	0.086 (J)	0.13 (J)	0.061 (J)				0.061 (J)		
6/13/2018									
6/14/2018				0.11 (J)	<0.1	0.046 (J)			0.095 (J)
6/15/2018								0.07 (J)	
10/16/2018	0.06 (J)						<0.1		
10/17/2018		0.13 (J)		<0.1	<0.1				
10/18/2018			<0.1			<0.1			0.054 (J)
10/19/2018								0.17 (J)	
10/22/2018									
2/25/2019	<0.1		0.13 (J)				<0.1		
2/27/2019				0.26 (J)					<0.1
2/28/2019					0.18 (J)	0.14 (J)			
3/1/2019								0.14 (J)	
4/1/2019	0.047 (J)	0.33			0.065 (J)		<0.1		
4/2/2019			0.23 (J)	0.14 (J)		0.044 (J)			0.044 (J)
4/3/2019								0.051 (J)	
4/4/2019									
5/2/2019	<0.1								
9/23/2019	0.076 (J)								
9/24/2019		0.096 (J)					<0.1		
9/25/2019					0.13 (J)	0.075 (J)			
9/26/2019			<0.1	0.071 (J)				<0.1	0.052 (J)
9/27/2019									
9/30/2019									
2/18/2020	<0.1								
2/19/2020							<0.1		
2/20/2020		0.063 (J)	<0.1			<0.1			
2/21/2020									
2/24/2020				0.11 (J)	0.051 (J)			0.05 (J)	<0.1
2/25/2020									
2/26/2020									
3/18/2020	<0.1						<0.1		
3/19/2020		0.074 (J)	0.052 (J)	0.12 (J)	<0.1				
3/20/2020								<0.1	<0.1
3/23/2020						<0.1			
3/24/2020									
3/25/2020									
5/22/2020									

Prediction Limit

Constituent: Fluoride (mg/L) Analysis Run 11/15/2022 7:53 PM View: Interwell PL

Plant Bowen Client: Southern Company Data: Bowen AP-1

	BGWA-2 (bg)	BGWC-9	BGWC-16	BGWC-17	BGWC-12	BGWC-10	BGWC-8	BGWC-19	BGWC-18
5/25/2020									
6/23/2020									
7/28/2020									
9/2/2020									
9/3/2020									
9/23/2020	<0.1						<0.1		
9/24/2020		0.091 (J)	0.059 (J)	0.12		<0.1			0.058 (J)
9/25/2020					<0.1				
9/28/2020								<0.1	
10/1/2020									
11/10/2020									
12/15/2020									
1/20/2021									
2/16/2021	<0.1						<0.1		
2/17/2021		0.086 (J)							
2/18/2021			0.064 (J)	0.1		<0.1		<0.1	<0.1
2/19/2021					<0.1				
2/23/2021									
3/8/2021									
3/23/2021									
3/24/2021		0.075 (J)	0.053 (J)	0.11	<0.1		<0.1		<0.1
3/25/2021									
3/26/2021	<0.1							0.053 (J)	
3/29/2021									
3/30/2021						<0.1			
4/1/2021									
7/19/2021									
7/20/2021									
8/16/2021	<0.1								
8/18/2021		0.073 (J)	<0.1		<0.1	<0.1	<0.1		
8/19/2021				0.097 (J)					<0.1
8/20/2021								<0.1	
8/23/2021									
8/25/2021									
11/1/2021									
2/9/2022	<0.1								
2/10/2022		0.071 (J)					<0.1		
2/11/2022			0.056 (J)	0.1	<0.1	<0.1			
2/14/2022									
2/15/2022									
2/16/2022								<0.1	<0.1
7/26/2022	0.066 (J)	0.11					0.067 (J)		
7/27/2022			0.091 (J)	0.13	0.081 (J)			0.071 (J)	0.081 (J)
7/28/2022						0.064 (J)			
8/1/2022									
8/2/2022									
8/3/2022									
10/21/2022									

Prediction Limit

Constituent: Fluoride (mg/L) Analysis Run 11/15/2022 7:53 PM View: Interwell PL

Plant Bowen Client: Southern Company Data: Bowen AP-1

	BGWC-20	BGWC-22	BGWC-21	BGWC-25	BGWC-7	BGWC-24	BGWC-23	BGWA-29 (bg)	BGWC-30
6/6/2016									
6/7/2016									
6/8/2016	0.09 (J)	0.43	<0.1	0.14 (J)	0.19 (J)				
6/9/2016						<0.1	0.12 (J)		
8/9/2016									
8/10/2016									
8/11/2016					0.15 (J)				
8/12/2016	0.04 (J)								
8/15/2016				0.08 (J)					
8/16/2016									
8/18/2016		0.3 (J)	0.09 (J)			0.24 (J)	0.08 (J)		
8/22/2016								0.04 (J)	
10/3/2016									
10/4/2016								0.06 (J)	
10/5/2016									
10/6/2016					0.17 (J)				
10/7/2016									
10/10/2016	0.06 (J)	0.32	0.04 (J)	0.1 (J)		0.3	0.09 (J)		
11/29/2016									
12/1/2016								0.08 (J)	
12/2/2016									
12/5/2016									
12/6/2016					0.22 (J)				
12/7/2016	0.07 (J)					0.05 (J)	0.08 (J)		
12/8/2016		0.26 (J)	0.08 (J)	0.06 (J)					
1/10/2017								0.03 (J)	
1/23/2017									0.06 (J)
2/7/2017									0.09 (J)
2/13/2017									
2/14/2017								<0.1	
2/15/2017					0.18 (J)				
2/16/2017									
2/17/2017	0.06 (J)	0.39	0.08 (J)						
2/20/2017				0.16 (J)		0.65	0.09 (J)		
3/27/2017									0.09 (J)
4/13/2017									
4/14/2017								0.01 (J)	
4/17/2017									0.36
4/18/2017					0.11 (J)				
4/19/2017	0.005 (J)		0.04 (J)			0.21 (J)	0.03 (J)		
4/20/2017		0.34		0.02 (J)					
5/22/2017									0.05 (J)
5/25/2017								0.005 (J)	
5/26/2017									
5/30/2017									
6/1/2017	0.65		0.03 (J)	0.04 (J)					
6/2/2017					0.07 (J)				
6/5/2017		0.29 (J)				0.05 (J)	<0.1		0.32
7/7/2017									
7/10/2017								0.06 (J)	
7/11/2017									0.13 (J)
7/12/2017									

Prediction Limit

Constituent: Fluoride (mg/L) Analysis Run 11/15/2022 7:53 PM View: Interwell PL

Plant Bowen Client: Southern Company Data: Bowen AP-1

	BGWC-20	BGWC-22	BGWC-21	BGWC-25	BGWC-7	BGWC-24	BGWC-23	BGWA-29 (bg)	BGWC-30
7/13/2017									
7/14/2017					0.23 (J)				
7/17/2017				0.07 (J)		2.5	0.09 (J)		
7/18/2017	0.36		0.08 (J)						
7/19/2017		0.33							
8/23/2017									0.17 (J)
10/9/2017									
10/10/2017								<0.1	0.35
10/11/2017	<0.1			0.11 (J)	0.1 (J)	1.8	0.09 (J)		
10/12/2017		0.31	0.12 (J)						
3/26/2018								<0.1	0.75
3/27/2018					<0.1				
3/28/2018	<0.1		<0.1	<0.1					
3/29/2018		0.58				2	<0.1		
6/12/2018								0.053 (J)	
6/13/2018	0.038 (J)				0.25 (J)	3.1	0.71		
6/14/2018		0.15 (J)	<0.1	<0.1					
6/15/2018									0.51
10/16/2018								<0.1	
10/17/2018									
10/18/2018					0.047 (J)				
10/19/2018			<0.1						
10/22/2018	<0.1	0.78		<0.1		3.1	0.81		0.44
2/25/2019									
2/27/2019	0.13 (J)							<0.1	
2/28/2019					0.23 (J)				
3/1/2019		0.34		0.12 (J)		1	0.38		0.24 (J)
4/1/2019								<0.1	
4/2/2019					0.22 (J)				0.68
4/3/2019	0.072 (J)	0.23 (J)	0.032 (J)			3	0.1 (J)		
4/4/2019				<0.1					
5/2/2019		1.4							
9/23/2019								<0.1	
9/24/2019					0.12 (J)				
9/25/2019									
9/26/2019	<0.1								
9/27/2019		1					0.54		0.13 (J)
9/30/2019			0.066 (J)	0.065 (J)		1.2			
2/18/2020									
2/19/2020								<0.1	
2/20/2020									
2/21/2020					0.12 (J)				
2/24/2020	<0.1								
2/25/2020		0.24 (J)					0.066 (J)		
2/26/2020			<0.1	<0.1		0.064 (J)			0.057 (J)
3/18/2020								<0.1	
3/19/2020					0.12 (J)				
3/20/2020		0.23 (J)	<0.1						
3/23/2020	<0.1						0.056 (J)		0.054 (J)
3/24/2020				<0.1					
3/25/2020						0.056 (J)			
5/22/2020									

Prediction Limit

Constituent: Fluoride (mg/L) Analysis Run 11/15/2022 7:53 PM View: Interwell PL

Plant Bowen Client: Southern Company Data: Bowen AP-1

	BGWC-20	BGWC-22	BGWC-21	BGWC-25	BGWC-7	BGWC-24	BGWC-23	BGWA-29 (bg)	BGWC-30
5/25/2020									
6/23/2020									
7/28/2020									
9/2/2020									
9/3/2020									
9/23/2020								<0.1	
9/24/2020		0.24	<0.1				0.062 (J)		
9/25/2020					0.11	0.054 (J)			<0.1
9/28/2020	<0.1			<0.1					
10/1/2020									
11/10/2020									
12/15/2020									
1/20/2021									
2/16/2021								<0.1	
2/17/2021									
2/18/2021	<0.1				0.13				
2/19/2021		0.2	<0.1			0.14	<0.1		
2/23/2021				<0.1					
3/8/2021									<0.1
3/23/2021								<0.1	
3/24/2021									
3/25/2021									<0.1
3/26/2021				<0.1		0.095 (J)	0.054 (J)		
3/29/2021	<0.1	0.22	<0.1						
3/30/2021					0.18				
4/1/2021									
7/19/2021		0.24				0.13	0.065 (J)		
7/20/2021									<0.1
8/16/2021								<0.1	
8/18/2021									
8/19/2021				<0.1	0.12				<0.1
8/20/2021	<0.1		<0.1						
8/23/2021		0.23				0.12	<0.1		
8/25/2021									
11/1/2021		0.25				0.15	0.068 (J)		0.055 (J)
2/9/2022									
2/10/2022								<0.1	
2/11/2022					0.12				
2/14/2022							<0.1		0.075 (J)
2/15/2022		0.24				<0.1			
2/16/2022	<0.1		<0.1	<0.1					
7/26/2022								0.058 (J)	
7/27/2022	0.062 (J)			0.051 (J)					
7/28/2022			<0.1		0.16				
8/1/2022							0.07 (J)		0.09 (J)
8/2/2022		0.19				0.097 (J)			
8/3/2022									
10/21/2022						0.14 (R)			

Prediction Limit

Constituent: Fluoride (mg/L) Analysis Run 11/15/2022 7:53 PM View: Interwell PL

Plant Bowen Client: Southern Company Data: Bowen AP-1

	BGWA-33 (bg)	BGWA-47D (bg)	BGWC-14A	BGWA-48D (bg)
6/6/2016				
6/7/2016				
6/8/2016				
6/9/2016				
8/9/2016				
8/10/2016				
8/11/2016				
8/12/2016				
8/15/2016				
8/16/2016				
8/18/2016				
8/22/2016				
10/3/2016				
10/4/2016				
10/5/2016				
10/6/2016				
10/7/2016				
10/10/2016				
11/29/2016				
12/1/2016				
12/2/2016				
12/5/2016				
12/6/2016				
12/7/2016				
12/8/2016				
1/10/2017				
1/23/2017				
2/7/2017				
2/13/2017				
2/14/2017				
2/15/2017				
2/16/2017				
2/17/2017				
2/20/2017				
3/27/2017				
4/13/2017				
4/14/2017				
4/17/2017				
4/18/2017				
4/19/2017				
4/20/2017				
5/22/2017				
5/25/2017				
5/26/2017				
5/30/2017				
6/1/2017				
6/2/2017				
6/5/2017				
7/7/2017				
7/10/2017				
7/11/2017				
7/12/2017				

Prediction Limit

Constituent: Fluoride (mg/L) Analysis Run 11/15/2022 7:53 PM View: Interwell PL

Plant Bowen Client: Southern Company Data: Bowen AP-1

	BGWA-33 (bg)	BGWA-47D (bg)	BGWC-14A	BGWA-48D (bg)
7/13/2017				
7/14/2017				
7/17/2017				
7/18/2017				
7/19/2017				
8/23/2017				
10/9/2017				
10/10/2017				
10/11/2017				
10/12/2017				
3/26/2018				
3/27/2018				
3/28/2018				
3/29/2018				
6/12/2018				
6/13/2018				
6/14/2018				
6/15/2018				
10/16/2018				
10/17/2018				
10/18/2018				
10/19/2018				
10/22/2018				
2/25/2019				
2/27/2019				
2/28/2019				
3/1/2019				
4/1/2019				
4/2/2019				
4/3/2019	0.085 (J)			
4/4/2019				
5/2/2019				
9/23/2019				
9/24/2019				
9/25/2019				
9/26/2019				
9/27/2019	0.33			
9/30/2019				
2/18/2020				
2/19/2020				
2/20/2020				
2/21/2020	0.059 (J)			
2/24/2020				
2/25/2020				
2/26/2020				
3/18/2020				
3/19/2020				
3/20/2020	0.061 (J)			
3/23/2020				
3/24/2020				
3/25/2020				
5/22/2020		0.054 (J)	0.065 (J)	

Prediction Limit

Constituent: Fluoride (mg/L) Analysis Run 11/15/2022 7:53 PM View: Interwell PL

Plant Bowen Client: Southern Company Data: Bowen AP-1

	BGWA-33 (bg)	BGWA-47D (bg)	BGWC-14A	BGWA-48D (bg)
5/25/2020				0.19 (J)
6/23/2020		<0.1	<0.1	0.19
7/28/2020		<0.1	<0.1	0.57
9/2/2020		<0.1	0.061 (J)	
9/3/2020				0.11
9/23/2020				
9/24/2020				
9/25/2020	0.068 (J)			
9/28/2020				
10/1/2020		<0.1	<0.1	0.063 (J)
11/10/2020		<0.1	<0.1	<0.1
12/15/2020		<0.1	0.052	<0.1
1/20/2021		<0.1	<0.1	<0.1
2/16/2021				
2/17/2021		<0.1		<0.1
2/18/2021			0.055 (J)	
2/19/2021	0.062 (J)			
2/23/2021				
3/8/2021				
3/23/2021				
3/24/2021			<0.1	
3/25/2021		<0.1		<0.1
3/26/2021				
3/29/2021				
3/30/2021				
4/1/2021	0.06 (J)			
7/19/2021				
7/20/2021				
8/16/2021		<0.1		<0.1
8/18/2021			<0.1	
8/19/2021				
8/20/2021				
8/23/2021				
8/25/2021	0.088 (J)			
11/1/2021				
2/9/2022		<0.1	<0.1	0.065 (J)
2/10/2022				
2/11/2022				
2/14/2022				
2/15/2022				
2/16/2022	0.061 (J)			
7/26/2022		0.064 (J)	0.082 (J)	0.086 (J)
7/27/2022				
7/28/2022				
8/1/2022				
8/2/2022				
8/3/2022	0.079 (J)			
10/21/2022				

Prediction Limit

Constituent: pH (s.u.) Analysis Run 11/15/2022 7:53 PM View: Interwell PL

Plant Bowen Client: Southern Company Data: Bowen AP-1

	BGWA-2 (bg)	BGWC-9	BGWC-16	BGWC-17	BGWC-12	BGWC-10	BGWC-8	BGWC-19	BGWC-18
6/6/2016	7.69	7.46							
6/7/2016			6.99	7.41	7.56	7.49	7.55		
6/8/2016								6.58	6.93
6/9/2016									
8/9/2016	7.72								
8/10/2016							7.66		
8/11/2016		7.51	6.93	7.39					
8/12/2016					7.47			6.59	6.98
8/15/2016						7.51			
8/18/2016									
8/22/2016									
10/3/2016	7.74								
10/4/2016									
10/5/2016		7.37					7.37		
10/6/2016					7.26	7.58			
10/7/2016			6.79	7.33				6.77	6.91
10/10/2016									
11/29/2016	7.74								
12/1/2016									
12/2/2016							7.67		
12/5/2016		7.42			7.58				
12/6/2016			6.95	7.4		7.44			7.06
12/7/2016								6.63	
12/8/2016									
1/10/2017									
1/23/2017									
2/7/2017									
2/13/2017	7.63								
2/14/2017							7.54		
2/15/2017		7.32			7.32				
2/16/2017			6.8	7.21		7.21		6.55	6.62
2/17/2017									
2/20/2017									
3/27/2017									
4/13/2017	7.57								
4/14/2017							7.63		
4/17/2017		7.23							
4/18/2017			6.9		7.31	7.39			
4/19/2017				7.06				6.5	6.75
4/20/2017									
5/22/2017									
5/25/2017	7.84								
5/26/2017		7.29					7.76		
5/30/2017			6.99	7.51					
6/1/2017								6.27	6.18
6/2/2017					7.36	7.38			
6/5/2017									
7/7/2017	7.82								
7/10/2017							7.7		
7/11/2017		7.34							
7/12/2017						7.37			
7/13/2017					7.24				

Prediction Limit

Constituent: pH (s.u.) Analysis Run 11/15/2022 7:53 PM View: Interwell PL

Plant Bowen Client: Southern Company Data: Bowen AP-1

	BGWA-2 (bg)	BGWC-9	BGWC-16	BGWC-17	BGWC-12	BGWC-10	BGWC-8	BGWC-19	BGWC-18
7/14/2017			6.93	7.39				6.56	6.68
7/17/2017									
7/18/2017									
7/19/2017									
8/23/2017									
10/9/2017	7.8								
10/10/2017		7.28			7.46		7.72		
10/11/2017			6.78	7.3		7.37		6.56	7
10/12/2017									
3/26/2018	7.74						7.71		
3/27/2018		7.38	6.81	7.28		7.51		6.52	6.41
3/28/2018					7.22				
3/29/2018									
6/12/2018	7.88	7.51	7.01				7.71		
6/13/2018									
6/14/2018				7.22	7.35	7.48			6.61
6/15/2018								6.5	
10/16/2018	7.73						7.74		
10/17/2018		7.34		7.37	7.4				
10/18/2018			6.7			7.2			6.67
10/19/2018								6.38	
10/22/2018									
2/25/2019	7.78		6.74				7.75		
2/27/2019				7.38					6.58
2/28/2019					7.28	7.55			
3/1/2019								6.7	
4/1/2019	7.7	7.03			7.23		7.57		
4/2/2019			6.75	7.22		7.54			6.48
4/3/2019								6.58	
4/4/2019									
5/2/2019	7.71								
9/23/2019	7.58								
9/24/2019		7.14					7.53		
9/25/2019					7.1	7.37			
9/26/2019			6.7	7.32				6.55	6.99
9/27/2019									
9/30/2019									
2/18/2020	7.67								
2/19/2020							7.68		
2/20/2020		7.37	6.48			7.46			
2/21/2020									
2/24/2020				7.16	7.28			6.54	6.77
2/25/2020									
2/26/2020									
3/18/2020	7.65						7.73		
3/19/2020		7.35	6.6	7.14	7.18				
3/20/2020								6.56	6.35
3/23/2020						7.51			
3/24/2020									
3/25/2020									
5/22/2020									
5/25/2020									

Prediction Limit

Constituent: pH (s.u.) Analysis Run 11/15/2022 7:53 PM View: Interwell PL

Plant Bowen Client: Southern Company Data: Bowen AP-1

	BGWA-2 (bg)	BGWC-9	BGWC-16	BGWC-17	BGWC-12	BGWC-10	BGWC-8	BGWC-19	BGWC-18
6/23/2020									
7/28/2020									
9/2/2020									
9/3/2020									
9/23/2020	7.32						7.67		
9/24/2020		7.34	6.66	7.2		7.54			7.05
9/25/2020					7.1				
9/28/2020								6.45	
10/1/2020									
11/10/2020									
12/15/2020									
1/20/2021									
2/16/2021	7.75						7.69		
2/17/2021		7.43							
2/18/2021			6.66	7.33		7.54		6.66	6.48
2/19/2021					7				
2/23/2021									
3/8/2021									
3/23/2021									
3/24/2021		7.26	6.7	7.27	7.04		7.66		6.48
3/25/2021									
3/26/2021	7.63							6.61	
3/29/2021									
3/30/2021						7.41			
4/1/2021									
7/19/2021									
7/20/2021									
8/16/2021	7.46								
8/18/2021		7.49	6.66		7.09	7.34	7.7		
8/19/2021				6.94					6.15
8/20/2021								6.33	
8/23/2021									
8/25/2021									
11/1/2021									
2/9/2022	7.36								
2/10/2022		7.28					7.59		
2/11/2022			6.57	7.27	7.18	7.58			
2/14/2022									
2/15/2022									
2/16/2022								6.57	6.37
7/26/2022	7.45	7.33					7.63		
7/27/2022			6.49	7.29	6.85			6.55	7.02
7/28/2022						7.63			
8/1/2022									
8/2/2022									
8/3/2022									
10/21/2022									

Prediction Limit

Constituent: pH (s.u.) Analysis Run 11/15/2022 7:53 PM View: Interwell PL

Plant Bowen Client: Southern Company Data: Bowen AP-1

	BGWC-20	BGWC-22	BGWC-21	BGWC-25	BGWC-7	BGWC-24	BGWC-23	BGWA-29 (bg)	BGWC-30
6/6/2016									
6/7/2016									
6/8/2016	7.45	7.1	7.88	7.95	7				
6/9/2016						6.83	7.3		
8/9/2016									
8/10/2016					7.02				
8/11/2016									
8/12/2016	7.18								
8/15/2016				7.66					
8/18/2016		7.1	7.86			6.88	7.27		
8/22/2016								7.91	
10/3/2016									
10/4/2016								7.81	
10/5/2016					6.96				
10/6/2016									
10/7/2016									
10/10/2016	6.66	6.77	7.96	7.26		6.95	7.35		
11/29/2016									
12/1/2016								8.06	
12/2/2016									
12/5/2016					7.16				
12/6/2016									
12/7/2016	7.46					6.91	7.23		
12/8/2016		6.94	7.82	7.55					
1/10/2017								7.97	
1/23/2017									7.39
2/7/2017									7.35
2/13/2017									
2/14/2017								7.89	
2/15/2017					7.05				
2/16/2017									
2/17/2017	7.17	7.02	7.56						
2/20/2017				7.45		6.71	7.17		
3/27/2017									7.46
4/13/2017									
4/14/2017								7.86	
4/17/2017					7.17				7.19
4/18/2017									
4/19/2017	7.01		7.42			6.76	7.22		
4/20/2017		6.95		7.58					
5/22/2017									7.4
5/25/2017								8.11	
5/26/2017									
5/30/2017									
6/1/2017	7.18		7.61	7.65	7.17				
6/2/2017									
6/5/2017		7.07				6.87	7.31		7.69
7/7/2017									
7/10/2017								8.12	
7/11/2017									7.29
7/12/2017									
7/13/2017					7.11				

Prediction Limit

Constituent: pH (s.u.) Analysis Run 11/15/2022 7:53 PM View: Interwell PL

Plant Bowen Client: Southern Company Data: Bowen AP-1

	BGWC-20	BGWC-22	BGWC-21	BGWC-25	BGWC-7	BGWC-24	BGWC-23	BGWA-29 (bg)	BGWC-30
7/14/2017									
7/17/2017				7.73		6.65	7.3		
7/18/2017	7.2		7.77						
7/19/2017		6.97							
8/23/2017									7.37
10/9/2017									
10/10/2017								8.13	7.34
10/11/2017	7.1			7.5	7.19	6.6	7.05		
10/12/2017		6.95	7.65						
3/26/2018					7			7.98	7.33
3/27/2018									
3/28/2018	7.19		7.69	7.39					
3/29/2018		6.96				6.7	7.06		
6/12/2018					7			8.09	
6/13/2018	7.24					6.58	7.19		
6/14/2018		6.92	7.7	7.35					
6/15/2018									7.35
10/16/2018								7.64	
10/17/2018									
10/18/2018					6.84				
10/19/2018			7.57						
10/22/2018	6.93	6.81		7.25		6.61	7.11		7.35
2/25/2019									
2/27/2019	7.26				7.05			8	
2/28/2019									
3/1/2019		6.9		7.5		6.57	7.16		7.32
4/1/2019					6.99			7.85	
4/2/2019									7.22
4/3/2019	7.14	6.77	7.69			6.57	7		
4/4/2019				7.38					
5/2/2019		6.92							
9/23/2019								7.98	
9/24/2019					6.92				
9/25/2019									
9/26/2019	7.1								
9/27/2019		6.79					7.02		
9/30/2019			7.7	7.36		6.58			7.2
2/18/2020									
2/19/2020								8.01	
2/20/2020									
2/21/2020					7.12				
2/24/2020	7.17								
2/25/2020		6.72					7.05		
2/26/2020			7.55	7.3		6.6			7.28
3/18/2020								8.12	
3/19/2020					7.1				
3/20/2020		6.75	7.69						
3/23/2020	7.14						6.93		7.28
3/24/2020				7.36					
3/25/2020						6.58			
5/22/2020									
5/25/2020									

Prediction Limit

Constituent: pH (s.u.) Analysis Run 11/15/2022 7:53 PM View: Interwell PL

Plant Bowen Client: Southern Company Data: Bowen AP-1

	BGWC-20	BGWC-22	BGWC-21	BGWC-25	BGWC-7	BGWC-24	BGWC-23	BGWA-29 (bg)	BGWC-30
6/23/2020									
7/28/2020									
9/2/2020									
9/3/2020									
9/23/2020								8.08	
9/24/2020		6.82	7.78				7.09		
9/25/2020					7.01	6.56			7.34
9/28/2020	7.26			7.35					
10/1/2020									
11/10/2020									
12/15/2020									
1/20/2021									
2/16/2021								8	
2/17/2021									
2/18/2021	7.35				6.88				
2/19/2021		6.9	7.64			6.66	7.05		
2/23/2021				7.44					
3/8/2021									7.44
3/23/2021								8	
3/24/2021									
3/25/2021									7.21
3/26/2021				7.36		6.54	6.91		
3/29/2021	7.24	6.71	7.75						
3/30/2021					7.05				
4/1/2021									
7/19/2021		6.67				6.53	6.98		
7/20/2021									7.28
8/16/2021								7.6	
8/18/2021									
8/19/2021				7.15	6.89				7.2
8/20/2021	7.07		7.8						
8/23/2021		6.59				6.44	6.73		
8/25/2021									
11/1/2021		6.8				6.75	6.94		7.3
2/9/2022									
2/10/2022								8.09	
2/11/2022					7.05				
2/14/2022							7.15		7.29
2/15/2022		6.89				6.66			
2/16/2022	7.31		7.9	7.3					
7/26/2022								7.92	
7/27/2022	7.18			7.22					
7/28/2022			7.85		6.96				
8/1/2022							7		7.21
8/2/2022		6.73				6.73			
8/3/2022									
10/21/2022						6.3			

Prediction Limit

Constituent: pH (s.u.) Analysis Run 11/15/2022 7:53 PM View: Interwell PL

Plant Bowen Client: Southern Company Data: Bowen AP-1

	BGWA-33 (bg)	BGWA-47D (bg)	BGWC-14A	BGWA-48D (bg)
6/6/2016				
6/7/2016				
6/8/2016				
6/9/2016				
8/9/2016				
8/10/2016				
8/11/2016				
8/12/2016				
8/15/2016				
8/18/2016				
8/22/2016				
10/3/2016				
10/4/2016				
10/5/2016				
10/6/2016				
10/7/2016				
10/10/2016				
11/29/2016				
12/1/2016				
12/2/2016				
12/5/2016				
12/6/2016				
12/7/2016				
12/8/2016				
1/10/2017				
1/23/2017				
2/7/2017				
2/13/2017				
2/14/2017				
2/15/2017				
2/16/2017				
2/17/2017				
2/20/2017				
3/27/2017				
4/13/2017				
4/14/2017				
4/17/2017				
4/18/2017				
4/19/2017				
4/20/2017				
5/22/2017				
5/25/2017				
5/26/2017				
5/30/2017				
6/1/2017				
6/2/2017				
6/5/2017				
7/7/2017				
7/10/2017				
7/11/2017				
7/12/2017				
7/13/2017				

Prediction Limit

Constituent: pH (s.u.) Analysis Run 11/15/2022 7:53 PM View: Interwell PL

Plant Bowen Client: Southern Company Data: Bowen AP-1

	BGWA-33 (bg)	BGWA-47D (bg)	BGWC-14A	BGWA-48D (bg)
7/14/2017				
7/17/2017				
7/18/2017				
7/19/2017				
8/23/2017				
10/9/2017				
10/10/2017				
10/11/2017				
10/12/2017				
3/26/2018				
3/27/2018				
3/28/2018				
3/29/2018				
6/12/2018				
6/13/2018				
6/14/2018				
6/15/2018				
10/16/2018				
10/17/2018				
10/18/2018				
10/19/2018				
10/22/2018				
2/25/2019				
2/27/2019				
2/28/2019				
3/1/2019				
4/1/2019				
4/2/2019	7.67			
4/3/2019				
4/4/2019				
5/2/2019				
9/23/2019				
9/24/2019				
9/25/2019				
9/26/2019				
9/27/2019	7.75			
9/30/2019				
2/18/2020				
2/19/2020				
2/20/2020				
2/21/2020	7.54			
2/24/2020				
2/25/2020				
2/26/2020				
3/18/2020				
3/19/2020				
3/20/2020	7.53			
3/23/2020				
3/24/2020				
3/25/2020				
5/22/2020		7.15	7.2	
5/25/2020				7.45

Prediction Limit

Constituent: pH (s.u.) Analysis Run 11/15/2022 7:53 PM View: Interwell PL

Plant Bowen Client: Southern Company Data: Bowen AP-1

	BGWA-33 (bg)	BGWA-47D (bg)	BGWC-14A	BGWA-48D (bg)
6/23/2020		7 (D)	7.41 (D)	7.46 (D)
7/28/2020		6.98	6.98	7.79
9/2/2020		6.95	6.97	
9/3/2020				7.35
9/23/2020				
9/24/2020				
9/25/2020	7.62			
9/28/2020	7.02			
10/1/2020		6.94	7.08	7.41
11/10/2020		6.89	7	7.17
12/15/2020		7.04	7.02	7.37
1/20/2021		6.83	7.12	7.31
2/16/2021				
2/17/2021		6.89		7.21
2/18/2021			7.14	
2/19/2021	7.73			
2/23/2021				
3/8/2021				
3/23/2021				
3/24/2021			7.04	
3/25/2021		6.94		7.22
3/26/2021				
3/29/2021				
3/30/2021				
4/1/2021	7.75			
7/19/2021				
7/20/2021				
8/16/2021		6.8		7.13
8/18/2021			6.86	
8/19/2021				
8/20/2021				
8/23/2021				
8/25/2021	7.52			
11/1/2021				
2/9/2022		6.86	7.01	7.16
2/10/2022				
2/11/2022				
2/14/2022				
2/15/2022				
2/16/2022	7.2			
7/26/2022		6.75	6.78	7.37
7/27/2022				
7/28/2022				
8/1/2022				
8/2/2022				
8/3/2022	6.89			
10/21/2022				

Prediction Limit

Constituent: Sulfate (mg/L) Analysis Run 11/15/2022 7:53 PM View: Interwell PL

Plant Bowen Client: Southern Company Data: Bowen AP-1

	BGWA-2 (bg)	BGWC-9	BGWC-16	BGWC-17	BGWC-12	BGWC-10	BGWC-8	BGWC-19	BGWC-18
6/6/2016	8	100							
6/7/2016			240	120	190	99	26		
6/8/2016								110	120
6/9/2016									
8/9/2016	6.5								
8/10/2016							29		
8/11/2016		110	250	110					
8/12/2016					180			110	81
8/15/2016									
8/16/2016						110			
8/18/2016									
8/22/2016									
10/3/2016	5.7								
10/4/2016							40		
10/5/2016		120							
10/6/2016					200				
10/7/2016			260	150		110		150	140
10/10/2016									
11/29/2016	5.2								
12/1/2016									
12/2/2016							37		
12/5/2016		130			130				
12/6/2016			280	130		110			160
12/7/2016								97	
12/8/2016									
1/10/2017									
1/23/2017									
2/7/2017									
2/13/2017	6.4								
2/14/2017							45		
2/15/2017		120			190				
2/16/2017			380	120		110		130	92
2/17/2017									
2/20/2017									
3/27/2017									
4/13/2017	4.9								
4/14/2017							27		
4/17/2017		110							
4/18/2017			290		220	110			
4/19/2017				110				140	80
4/20/2017									
5/22/2017									
5/25/2017	5.7								
5/26/2017		110					34		
5/30/2017			260	110					
6/1/2017								70	73
6/2/2017					250	110			
6/5/2017									
7/7/2017	6.3								
7/10/2017							28		
7/11/2017		110							
7/12/2017						110			

Prediction Limit

Constituent: Sulfate (mg/L) Analysis Run 11/15/2022 7:53 PM View: Interwell PL

Plant Bowen Client: Southern Company Data: Bowen AP-1

	BGWA-2 (bg)	BGWC-9	BGWC-16	BGWC-17	BGWC-12	BGWC-10	BGWC-8	BGWC-19	BGWC-18
7/13/2017					250				
7/14/2017			260	110				110	78
7/17/2017									
7/18/2017									
7/19/2017									
8/23/2017									
10/9/2017	6.1								
10/10/2017		110			210		30		
10/11/2017			270	120		110		93	83
10/12/2017									
6/12/2018	8.3	80.6	246				35.2		
6/13/2018									
6/14/2018				106	275	110			74.6
6/15/2018								78.3	
10/16/2018	8.9						53		
10/17/2018		117		118	336				
10/18/2018			276			122			89.3
10/19/2018								114	
10/22/2018									
4/1/2019	10.8	81.4			239		30.5		
4/2/2019			272	86.9		105			70.1
4/3/2019								90.6	
4/4/2019									
5/2/2019	11.2								
9/23/2019	9								
9/24/2019		89					36.5		
9/25/2019					205	93.7			
9/26/2019			288	219				130	114
9/27/2019									
9/30/2019									
2/19/2020									
2/21/2020									
2/25/2020									
2/26/2020									
3/18/2020	11.7						34.3		
3/19/2020		74.3	311	90.5	255				
3/20/2020								76.9	75.9
3/23/2020						95.6			
3/24/2020									
3/25/2020									
5/22/2020									
5/25/2020									
6/23/2020									
7/28/2020									
9/2/2020									
9/3/2020									
9/23/2020	12.9						33.5		
9/24/2020		84.8	338	156		98.6			69.9
9/25/2020					320				
9/28/2020								70.3	
10/1/2020									
11/10/2020									

Prediction Limit

Constituent: Sulfate (mg/L) Analysis Run 11/15/2022 7:53 PM View: Interwell PL

Plant Bowen Client: Southern Company Data: Bowen AP-1

	BGWA-2 (bg)	BGWC-9	BGWC-16	BGWC-17	BGWC-12	BGWC-10	BGWC-8	BGWC-19	BGWC-18
12/15/2020									
1/20/2021									
3/23/2021									
3/24/2021		70.5	317	93.7	301		24.2		67.3
3/25/2021									
3/26/2021	12.8							66.8	
3/29/2021									
3/30/2021						104			
4/1/2021									
7/19/2021									
7/20/2021									
8/16/2021	12.7								
8/18/2021		71.7	297		326	97.9	34		
8/19/2021				91.7					56.4
8/20/2021								47.5	
8/23/2021									
8/25/2021									
11/1/2021									
2/9/2022	13.5								
2/10/2022		70					27.2		
2/11/2022			358	88.7	343	86.1			
2/14/2022									
2/15/2022									
2/16/2022								79.6	61.5
7/26/2022	13.2	88					31.6		
7/27/2022			496	118	419			82.7	55.5
7/28/2022						105			
8/1/2022									
8/2/2022									
8/3/2022									
10/21/2022									

Prediction Limit

Constituent: Sulfate (mg/L) Analysis Run 11/15/2022 7:53 PM View: Interwell PL

Plant Bowen Client: Southern Company Data: Bowen AP-1

	BGWC-20	BGWC-22	BGWC-21	BGWC-25	BGWC-7	BGWC-24	BGWC-23	BGWA-29 (bg)	BGWC-30
6/6/2016									
6/7/2016									
6/8/2016	530	660	75	10	410				
6/9/2016						730	510		
8/9/2016									
8/10/2016									
8/11/2016					460				
8/12/2016	530								
8/15/2016				10					
8/16/2016									
8/18/2016		730	66			580	480		
8/22/2016								4.2	
10/3/2016									
10/4/2016								6.4	
10/5/2016									
10/6/2016					440				
10/7/2016									
10/10/2016	600	650	57	10		520	460		
11/29/2016									
12/1/2016								7.8	
12/2/2016									
12/5/2016									
12/6/2016					470				
12/7/2016	580					370	490		
12/8/2016		660	68	13					
1/10/2017								4.5	
1/23/2017									410
2/7/2017									410
2/13/2017									
2/14/2017								5.1	
2/15/2017					510				
2/16/2017									
2/17/2017	710	740	57						
2/20/2017				24		610	520		
3/27/2017									410
4/13/2017									
4/14/2017								4.4	
4/17/2017									400
4/18/2017					450				
4/19/2017	610		52			600	490		
4/20/2017		990		26					
5/22/2017									460
5/25/2017								4.2	
5/26/2017									
5/30/2017									
6/1/2017	550		55	29					
6/2/2017					470				
6/5/2017		700				700	480		440
7/7/2017									
7/10/2017								3.5	
7/11/2017									420
7/12/2017									

Prediction Limit

Constituent: Sulfate (mg/L) Analysis Run 11/15/2022 7:53 PM View: Interwell PL

Plant Bowen Client: Southern Company Data: Bowen AP-1

	BGWC-20	BGWC-22	BGWC-21	BGWC-25	BGWC-7	BGWC-24	BGWC-23	BGWA-29 (bg)	BGWC-30
7/13/2017									
7/14/2017					230				
7/17/2017				25		670	510		
7/18/2017	590		50						
7/19/2017		720							
8/23/2017									390
10/9/2017									
10/10/2017								3.3	420
10/11/2017	550			12	480	510	510		
10/12/2017		780	48						
6/12/2018								6.8	
6/13/2018	541				419	689	586		
6/14/2018		738	48.1	10					
6/15/2018									174
10/16/2018								7.6	
10/17/2018									
10/18/2018					438				
10/19/2018			57.2						
10/22/2018	604	846		8.1		723	590		204
4/1/2019								5.2	
4/2/2019					334				153
4/3/2019	593	720	61.9			648	603		
4/4/2019				11.4					
5/2/2019		827							
9/23/2019								6.6	
9/24/2019					266				
9/25/2019									
9/26/2019	498								
9/27/2019		905					721		51.7
9/30/2019			54.5	10.7		758			
2/19/2020								1.6	
2/21/2020									
2/25/2020		472							
2/26/2020									42.6
3/18/2020								3.7	
3/19/2020					287				
3/20/2020		610	57.8						
3/23/2020	494						612		55.7
3/24/2020				18.8					
3/25/2020						603			
5/22/2020									
5/25/2020									
6/23/2020									
7/28/2020									
9/2/2020									
9/3/2020									
9/23/2020								5.3	
9/24/2020		864	57.8				676		
9/25/2020					298	613			53.6
9/28/2020	578			8.8					
10/1/2020									
11/10/2020									

Prediction Limit

Constituent: Sulfate (mg/L) Analysis Run 11/15/2022 7:53 PM View: Interwell PL

Plant Bowen Client: Southern Company Data: Bowen AP-1

	BGWC-20	BGWC-22	BGWC-21	BGWC-25	BGWC-7	BGWC-24	BGWC-23	BGWA-29 (bg)	BGWC-30
12/15/2020									
1/20/2021									
3/23/2021								4.6	
3/24/2021									
3/25/2021									28.1
3/26/2021				21.3		515	679		
3/29/2021	504	772	55.2						
3/30/2021					290				
4/1/2021									
7/19/2021		506				194	335		
7/20/2021									37.2
8/16/2021								4.8	
8/18/2021									
8/19/2021				10.2	237				58.2
8/20/2021	550		54.6						
8/23/2021		848				527	628		
8/25/2021									
11/1/2021		690				225	410		65.5
2/9/2022									
2/10/2022								1.9	
2/11/2022					225				
2/14/2022							622		74.4
2/15/2022		789				473			
2/16/2022	555		48.7	13.7					
7/26/2022								3.6	
7/27/2022	617			12.6					
7/28/2022			55.3		268				
8/1/2022							528		63.3
8/2/2022		762				52.8			
8/3/2022									
10/21/2022						389 (R)			

Prediction Limit

Constituent: Sulfate (mg/L) Analysis Run 11/15/2022 7:53 PM View: Interwell PL

Plant Bowen Client: Southern Company Data: Bowen AP-1

	BGWA-33 (bg)	BGWC-14A	BGWA-47D (bg)	BGWA-48D (bg)
6/6/2016				
6/7/2016				
6/8/2016				
6/9/2016				
8/9/2016				
8/10/2016				
8/11/2016				
8/12/2016				
8/15/2016				
8/16/2016				
8/18/2016				
8/22/2016				
10/3/2016				
10/4/2016				
10/5/2016				
10/6/2016				
10/7/2016				
10/10/2016				
11/29/2016				
12/1/2016				
12/2/2016				
12/5/2016				
12/6/2016				
12/7/2016				
12/8/2016				
1/10/2017				
1/23/2017				
2/7/2017				
2/13/2017				
2/14/2017				
2/15/2017				
2/16/2017				
2/17/2017				
2/20/2017				
3/27/2017				
4/13/2017				
4/14/2017				
4/17/2017				
4/18/2017				
4/19/2017				
4/20/2017				
5/22/2017				
5/25/2017				
5/26/2017				
5/30/2017				
6/1/2017				
6/2/2017				
6/5/2017				
7/7/2017				
7/10/2017				
7/11/2017				
7/12/2017				

Prediction Limit

Constituent: Sulfate (mg/L) Analysis Run 11/15/2022 7:53 PM View: Interwell PL

Plant Bowen Client: Southern Company Data: Bowen AP-1

	BGWA-33 (bg)	BGWC-14A	BGWA-47D (bg)	BGWA-48D (bg)
7/13/2017				
7/14/2017				
7/17/2017				
7/18/2017				
7/19/2017				
8/23/2017				
10/9/2017				
10/10/2017				
10/11/2017				
10/12/2017				
6/12/2018				
6/13/2018				
6/14/2018				
6/15/2018				
10/16/2018				
10/17/2018				
10/18/2018				
10/19/2018				
10/22/2018				
4/1/2019				
4/2/2019				
4/3/2019	26.2			
4/4/2019				
5/2/2019				
9/23/2019				
9/24/2019				
9/25/2019				
9/26/2019				
9/27/2019	200 (o)			
9/30/2019				
2/19/2020				
2/21/2020	23.5			
2/25/2020				
2/26/2020				
3/18/2020				
3/19/2020				
3/20/2020	26.1			
3/23/2020				
3/24/2020				
3/25/2020				
5/22/2020		92.6	53.5	
5/25/2020				43.3
6/23/2020		88.7	64.5	59.7
7/28/2020		300	65.7	15.8
9/2/2020		360	70.2	
9/3/2020				24.4
9/23/2020				
9/24/2020				
9/25/2020	22.6			
9/28/2020				
10/1/2020		382	70.2	26.6
11/10/2020		354	68.9	24.1

Prediction Limit

Constituent: Sulfate (mg/L) Analysis Run 11/15/2022 7:53 PM View: Interwell PL

Plant Bowen Client: Southern Company Data: Bowen AP-1

	BGWA-33 (bg)	BGWC-14A	BGWA-47D (bg)	BGWA-48D (bg)
12/15/2020		406	78	28.3
1/20/2021		299	73.4	26.1
3/23/2021				
3/24/2021		115		
3/25/2021			74.5	22
3/26/2021				
3/29/2021				
3/30/2021				
4/1/2021	24.6			
7/19/2021				
7/20/2021				
8/16/2021			74.5	6.7
8/18/2021		375		
8/19/2021				
8/20/2021				
8/23/2021				
8/25/2021	25			
11/1/2021				
2/9/2022		130	72.7	19.1
2/10/2022				
2/11/2022				
2/14/2022				
2/15/2022				
2/16/2022	22.8			
7/26/2022		486	74.9	20.8
7/27/2022				
7/28/2022				
8/1/2022				
8/2/2022				
8/3/2022	4.6			
10/21/2022				

Prediction Limit

Constituent: Total Dissolved Solids (mg/L) Analysis Run 11/15/2022 7:53 PM View: Interwell PL

Plant Bowen Client: Southern Company Data: Bowen AP-1

	BGWA-2 (bg)	BGWC-9	BGWC-10	BGWC-12	BGWC-8	BGWC-17	BGWC-16	BGWC-21	BGWC-19
6/6/2016	170	320							
6/7/2016			300	510	200	360	580		
6/8/2016								260	340
6/9/2016									
8/9/2016	183								
8/10/2016					228				
8/11/2016		361				340	548		
8/12/2016				476					326
8/15/2016									
8/16/2016			286						
8/18/2016								239	
8/22/2016									
10/3/2016	201								
10/4/2016					186				
10/5/2016		376							
10/6/2016				524					
10/7/2016			513			533	617		621
10/10/2016								239	
11/29/2016	109								
12/1/2016									
12/2/2016					183				
12/5/2016		426		489					
12/6/2016			421			413	730		
12/7/2016									269
12/8/2016								255	
1/10/2017									
1/23/2017									
2/7/2017									
2/13/2017	214								
2/14/2017					367				
2/15/2017		452		562					
2/16/2017			433			434	685		488
2/17/2017								236	
2/20/2017									
3/27/2017									
4/13/2017	211								
4/14/2017					184				
4/17/2017		388							
4/18/2017			349	955			621		
4/19/2017						415		247	396
4/20/2017									
5/22/2017									
5/25/2017	173								
5/26/2017		423			179				
5/30/2017						391	601		
6/1/2017								185	266
6/2/2017			313	602					
6/5/2017									
7/7/2017	165								
7/10/2017					211				
7/11/2017		387							
7/12/2017			255						

Prediction Limit

Constituent: Total Dissolved Solids (mg/L) Analysis Run 11/15/2022 7:53 PM View: Interwell PL

Plant Bowen Client: Southern Company Data: Bowen AP-1

	BGWA-2 (bg)	BGWC-9	BGWC-10	BGWC-12	BGWC-8	BGWC-17	BGWC-16	BGWC-21	BGWC-19
7/13/2017				617					
7/14/2017						391	569		325
7/17/2017									
7/18/2017								219	
7/19/2017									
8/23/2017									
10/9/2017	150								
10/10/2017		376		534	178				
10/11/2017			343			403	588		287
10/12/2017								245	
6/12/2018	187	348			217		593		
6/13/2018									
6/14/2018			362	684		395		231	
6/15/2018									280
10/16/2018	192				247				
10/17/2018		377		739		446			
10/18/2018			355				578		
10/19/2018								236	321
10/22/2018									
4/1/2019	226	326		191	191				
4/2/2019			355			321	604		
4/3/2019								244	259
4/4/2019									
9/23/2019	186								
9/24/2019		325			193				
9/25/2019			388	690					
9/26/2019						550	688		428
9/27/2019									
9/30/2019								256	
2/19/2020									
2/21/2020									
2/25/2020									
2/26/2020									
3/18/2020	191				193				
3/19/2020		306		662		324	631		
3/20/2020								253	243
3/23/2020			355						
3/24/2020									
3/25/2020									
5/22/2020									
5/25/2020									
6/23/2020									
7/28/2020									
9/2/2020									
9/3/2020									
9/23/2020	237				187				
9/24/2020		322	356			481	732	243	
9/25/2020				740					
9/28/2020									243
10/1/2020									
11/10/2020									
12/15/2020									

Prediction Limit

Constituent: Total Dissolved Solids (mg/L) Analysis Run 11/15/2022 7:53 PM View: Interwell PL

Plant Bowen Client: Southern Company Data: Bowen AP-1

	BGWA-2 (bg)	BGWC-9	BGWC-10	BGWC-12	BGWC-8	BGWC-17	BGWC-16	BGWC-21	BGWC-19
1/20/2021									
3/23/2021									
3/24/2021		294		752	198	374	610		
3/25/2021									
3/26/2021	204								205
3/29/2021								198	
3/30/2021			321						
4/1/2021									
8/16/2021	217								
8/18/2021		307	366	798	220		658		
8/19/2021						384			
8/20/2021								213	204
8/23/2021									
8/25/2021									
2/9/2022	229								
2/10/2022		304			259				
2/11/2022			360	816		392	782		
2/14/2022									
2/15/2022									
2/16/2022								235	288
7/26/2022	215	349			196				
7/27/2022				952		438	944		338
7/28/2022			338					259	
8/1/2022									
8/2/2022									
8/3/2022									
10/21/2022									

Prediction Limit

Constituent: Total Dissolved Solids (mg/L) Analysis Run 11/15/2022 7:53 PM View: Interwell PL

Plant Bowen Client: Southern Company Data: Bowen AP-1

	BGWC-22	BGWC-18	BGWC-25	BGWC-20	BGWC-7	BGWC-24	BGWC-23	BGWA-29 (bg)	BGWC-30
6/6/2016									
6/7/2016									
6/8/2016	2000	390	170	1000	800				
6/9/2016						5200	1900		
8/9/2016									
8/10/2016									
8/11/2016					852				
8/12/2016		310		1100					
8/15/2016			161						
8/16/2016									
8/18/2016	1960					4200	1600		
8/22/2016								121	
10/3/2016									
10/4/2016								95	
10/5/2016									
10/6/2016					906				
10/7/2016		823							
10/10/2016	2130		196	1110		3850	1640		
11/29/2016									
12/1/2016								121	
12/2/2016									
12/5/2016									
12/6/2016		560			976				
12/7/2016				1100		2720	1770		
12/8/2016	2200		209						
1/10/2017								115	
1/23/2017									2060
2/7/2017									1860
2/13/2017									
2/14/2017								345 (o)	
2/15/2017					968				
2/16/2017		364							
2/17/2017	2200			1160					
2/20/2017			251			4200	1720		
3/27/2017									2440
4/13/2017									
4/14/2017								119	
4/17/2017									2180
4/18/2017					944				
4/19/2017		337		1180		4680	1800		
4/20/2017	2330		324						
5/22/2017									2470
5/25/2017								109	
5/26/2017									
5/30/2017									
6/1/2017		215	177	1130					
6/2/2017					910				
6/5/2017	2530					5660	2050		2780
7/7/2017									
7/10/2017								140	
7/11/2017									2580
7/12/2017									

Prediction Limit

Constituent: Total Dissolved Solids (mg/L) Analysis Run 11/15/2022 7:53 PM View: Interwell PL

Plant Bowen Client: Southern Company Data: Bowen AP-1

	BGWC-22	BGWC-18	BGWC-25	BGWC-20	BGWC-7	BGWC-24	BGWC-23	BGWA-29 (bg)	BGWC-30
7/13/2017									
7/14/2017		281			887				
7/17/2017			238			5080	1810		
7/18/2017				1160					
7/19/2017	2650								
8/23/2017									2400
10/9/2017									
10/10/2017								93	1990
10/11/2017		334	199	1050	887	4920	1780		
10/12/2017	2500								
6/12/2018								139	
6/13/2018				1060	873	4180	2020		
6/14/2018	2380	290	225						
6/15/2018									1190
10/16/2018								138	
10/17/2018									
10/18/2018		325			876				
10/19/2018									
10/22/2018	2490		218	1150		4300	1880		1070
4/1/2019								114	
4/2/2019		258			728				773
4/3/2019	2180			1090		13 (J)	1990		
4/4/2019			196						
9/23/2019								122	
9/24/2019					733				
9/25/2019									
9/26/2019		470		1210					
9/27/2019	3260						2540		629
9/30/2019			220			4430			
2/19/2020								113	
2/21/2020									
2/25/2020	1930								
2/26/2020									523
3/18/2020								108	
3/19/2020					733				
3/20/2020	2200	255							
3/23/2020				1220			2800		613
3/24/2020			213						
3/25/2020						4140			
5/22/2020									
5/25/2020									
6/23/2020									
7/28/2020									
9/2/2020									
9/3/2020									
9/23/2020								114	
9/24/2020	3490	310					3160		
9/25/2020					726	5020			482
9/28/2020			223	1060					
10/1/2020									
11/10/2020									
12/15/2020									

Prediction Limit

Constituent: Total Dissolved Solids (mg/L) Analysis Run 11/15/2022 7:53 PM View: Interwell PL

Plant Bowen Client: Southern Company Data: Bowen AP-1

	BGWC-22	BGWC-18	BGWC-25	BGWC-20	BGWC-7	BGWC-24	BGWC-23	BGWA-29 (bg)	BGWC-30
1/20/2021									
3/23/2021								108	
3/24/2021		240							
3/25/2021									358
3/26/2021			215			3070	2690		
3/29/2021	2430			1100					
3/30/2021					570				
4/1/2021									
8/16/2021								101	
8/18/2021									
8/19/2021		252	235		666				682
8/20/2021				1300					
8/23/2021	3660					4300	3140		
8/25/2021									
2/9/2022									
2/10/2022								96	
2/11/2022					618				
2/14/2022							3350		618
2/15/2022	3340					3890			
2/16/2022		253	235	1180					
7/26/2022								114	
7/27/2022		307	231	1370					
7/28/2022					732				
8/1/2022							2780		582
8/2/2022	3440					334			
8/3/2022									
10/21/2022						1610			

Prediction Limit

Constituent: Total Dissolved Solids (mg/L) Analysis Run 11/15/2022 7:53 PM View: Interwell PL

Plant Bowen Client: Southern Company Data: Bowen AP-1

	BGWA-33 (bg)	BGWA-47D (bg)	BGWC-14A	BGWA-48D (bg)
6/6/2016				
6/7/2016				
6/8/2016				
6/9/2016				
8/9/2016				
8/10/2016				
8/11/2016				
8/12/2016				
8/15/2016				
8/16/2016				
8/18/2016				
8/22/2016				
10/3/2016				
10/4/2016				
10/5/2016				
10/6/2016				
10/7/2016				
10/10/2016				
11/29/2016				
12/1/2016				
12/2/2016				
12/5/2016				
12/6/2016				
12/7/2016				
12/8/2016				
1/10/2017				
1/23/2017				
2/7/2017				
2/13/2017				
2/14/2017				
2/15/2017				
2/16/2017				
2/17/2017				
2/20/2017				
3/27/2017				
4/13/2017				
4/14/2017				
4/17/2017				
4/18/2017				
4/19/2017				
4/20/2017				
5/22/2017				
5/25/2017				
5/26/2017				
5/30/2017				
6/1/2017				
6/2/2017				
6/5/2017				
7/7/2017				
7/10/2017				
7/11/2017				
7/12/2017				

Prediction Limit

Constituent: Total Dissolved Solids (mg/L) Analysis Run 11/15/2022 7:53 PM View: Interwell PL

Plant Bowen Client: Southern Company Data: Bowen AP-1

	BGWA-33 (bg)	BGWA-47D (bg)	BGWC-14A	BGWA-48D (bg)
7/13/2017				
7/14/2017				
7/17/2017				
7/18/2017				
7/19/2017				
8/23/2017				
10/9/2017				
10/10/2017				
10/11/2017				
10/12/2017				
6/12/2018				
6/13/2018				
6/14/2018				
6/15/2018				
10/16/2018				
10/17/2018				
10/18/2018				
10/19/2018				
10/22/2018				
4/1/2019				
4/2/2019				
4/3/2019	235			
4/4/2019				
9/23/2019				
9/24/2019				
9/25/2019				
9/26/2019				
9/27/2019	275			
9/30/2019				
2/19/2020				
2/21/2020	229			
2/25/2020				
2/26/2020				
3/18/2020				
3/19/2020				
3/20/2020	229			
3/23/2020				
3/24/2020				
3/25/2020				
5/22/2020		357	454	
5/25/2020				249
6/23/2020		383	423	280
7/28/2020		410	768	264
9/2/2020		389	814	
9/3/2020				303
9/23/2020				
9/24/2020				
9/25/2020	233			
9/28/2020				
10/1/2020		384	824	301
11/10/2020		405	800	305
12/15/2020		385	876	289

Prediction Limit

Constituent: Total Dissolved Solids (mg/L) Analysis Run 11/15/2022 7:53 PM View: Interwell PL

Plant Bowen Client: Southern Company Data: Bowen AP-1

	BGWA-33 (bg)	BGWA-47D (bg)	BGWC-14A	BGWA-48D (bg)
1/20/2021		377	786	285
3/23/2021				
3/24/2021			445	
3/25/2021		415		331
3/26/2021				
3/29/2021				
3/30/2021				
4/1/2021	183			
8/16/2021		399		269
8/18/2021			850	
8/19/2021				
8/20/2021				
8/23/2021				
8/25/2021	208			
2/9/2022		403	468	290
2/10/2022				
2/11/2022				
2/14/2022				
2/15/2022				
2/16/2022	208			
7/26/2022		402	966	246
7/27/2022				
7/28/2022				
8/1/2022				
8/2/2022				
8/3/2022	287			
10/21/2022				

FIGURE E.

Appendix III Trend Tests - Significant Results

Plant Bowen Client: Southern Company Data: Bowen AP-1 Printed 11/15/2022, 8:18 PM

Constituent	Well	Slope	Calc.	Critical	Sig.	N	%NDs	Normality	Xform	Alpha	Method
Boron (mg/L)	BGWC-12	0.05103	90	74	Yes	19	0	n/a	n/a	0.01	NP
Boron (mg/L)	BGWC-18	-0.07488	-95	-74	Yes	19	0	n/a	n/a	0.01	NP
Boron (mg/L)	BGWC-22	1.795	160	98	Yes	23	0	n/a	n/a	0.01	NP
Boron (mg/L)	BGWC-23	1.856	154	87	Yes	21	0	n/a	n/a	0.01	NP
Boron (mg/L)	BGWC-25	0.004415	78	74	Yes	19	0	n/a	n/a	0.01	NP
Boron (mg/L)	BGWC-30	-3.891	-131	-92	Yes	22	0	n/a	n/a	0.01	NP
Boron (mg/L)	BGWC-7	-0.1574	-113	-74	Yes	19	0	n/a	n/a	0.01	NP
Boron (mg/L)	BGWC-9	-0.04004	-92	-74	Yes	19	0	n/a	n/a	0.01	NP
Calcium (mg/L)	BGWA-2 (bg)	2.945	115	81	Yes	20	0	n/a	n/a	0.01	NP
Calcium (mg/L)	BGWC-12	14.17	146	74	Yes	19	0	n/a	n/a	0.01	NP
Calcium (mg/L)	BGWC-16	6.772	87	74	Yes	19	0	n/a	n/a	0.01	NP
Calcium (mg/L)	BGWC-20	13.98	113	74	Yes	19	0	n/a	n/a	0.01	NP
Calcium (mg/L)	BGWC-22	59.98	182	98	Yes	23	0	n/a	n/a	0.01	NP
Calcium (mg/L)	BGWC-23	78.86	160	87	Yes	21	0	n/a	n/a	0.01	NP
Chloride (mg/L)	BGWA-29 (bg)	-0.1487	-135	-81	Yes	20	0	n/a	n/a	0.01	NP
Chloride (mg/L)	BGWC-10	1.301	113	74	Yes	19	0	n/a	n/a	0.01	NP
Chloride (mg/L)	BGWC-12	-5.329	-158	-74	Yes	19	0	n/a	n/a	0.01	NP
Chloride (mg/L)	BGWC-16	-4.056	-110	-74	Yes	19	0	n/a	n/a	0.01	NP
Chloride (mg/L)	BGWC-22	57.74	130	98	Yes	23	0	n/a	n/a	0.01	NP
Chloride (mg/L)	BGWC-23	95.49	138	87	Yes	21	0	n/a	n/a	0.01	NP
Chloride (mg/L)	BGWC-24	-146	-94	-92	Yes	22	0	n/a	n/a	0.01	NP
Chloride (mg/L)	BGWC-30	-150.4	-143	-92	Yes	22	0	n/a	n/a	0.01	NP
Chloride (mg/L)	BGWC-9	-5.154	-104	-74	Yes	19	0	n/a	n/a	0.01	NP
pH (s.u.)	BGWA-47D (bg)	-0.1588	-54	-43	Yes	13	0	n/a	n/a	0.01	NP
pH (s.u.)	BGWC-16	-0.06548	-161	-98	Yes	23	0	n/a	n/a	0.01	NP
pH (s.u.)	BGWC-24	-0.05117	-165	-118	Yes	26	0	n/a	n/a	0.01	NP
Sulfate (mg/L)	BGWA-2 (bg)	1.439	131	81	Yes	20	0	n/a	n/a	0.01	NP
Sulfate (mg/L)	BGWA-47D (bg)	8.354	44	38	Yes	12	0	n/a	n/a	0.01	NP
Sulfate (mg/L)	BGWC-12	30.17	119	74	Yes	19	0	n/a	n/a	0.01	NP
Sulfate (mg/L)	BGWC-16	14.92	96	74	Yes	19	0	n/a	n/a	0.01	NP
Sulfate (mg/L)	BGWC-19	-9.18	-75	-74	Yes	19	0	n/a	n/a	0.01	NP
Sulfate (mg/L)	BGWC-7	-40.5	-86	-74	Yes	19	0	n/a	n/a	0.01	NP
Sulfate (mg/L)	BGWC-9	-7.855	-94	-74	Yes	19	0	n/a	n/a	0.01	NP
Total Dissolved Solids (mg/L)	BGWC-12	55.89	105	74	Yes	19	0	n/a	n/a	0.01	NP
Total Dissolved Solids (mg/L)	BGWC-22	227.7	93	81	Yes	20	0	n/a	n/a	0.01	NP
Total Dissolved Solids (mg/L)	BGWC-23	238.1	121	74	Yes	19	0	n/a	n/a	0.01	NP
Total Dissolved Solids (mg/L)	BGWC-30	-394.4	-120	-81	Yes	20	0	n/a	n/a	0.01	NP
Total Dissolved Solids (mg/L)	BGWC-7	-53.6	-103	-74	Yes	19	0	n/a	n/a	0.01	NP

Appendix III Trend Tests - All Results

Plant Bowen Client: Southern Company Data: Bowen AP-1 Printed 11/15/2022, 8:18 PM

Constituent	Well	Slope	Calc.	Critical	Sig.	N	%NDs	Normality	Xform	Alpha	Method
Boron (mg/L)	BGWA-2 (bg)	-0.0007746	-23	-81	No	20	10	n/a	n/a	0.01	NP
Boron (mg/L)	BGWA-29 (bg)	0	-23	-81	No	20	50	n/a	n/a	0.01	NP
Boron (mg/L)	BGWA-33 (bg)	-0.0068	-15	-25	No	9	0	n/a	n/a	0.01	NP
Boron (mg/L)	BGWA-47D (bg)	-0.002093	-17	-38	No	12	0	n/a	n/a	0.01	NP
Boron (mg/L)	BGWA-48D (bg)	0.01071	31	38	No	12	0	n/a	n/a	0.01	NP
Boron (mg/L)	BGWC-10	0.001358	13	74	No	19	0	n/a	n/a	0.01	NP
Boron (mg/L)	**BGWC-12**	**0.05103**	**90**	**74**	**Yes**	**19**	**0**	**n/a**	**n/a**	**0.01**	**NP**
Boron (mg/L)	BGWC-14A	0.1569	25	38	No	12	0	n/a	n/a	0.01	NP
Boron (mg/L)	BGWC-16	-0.01515	-27	-74	No	19	0	n/a	n/a	0.01	NP
Boron (mg/L)	BGWC-17	-0.06711	-68	-74	No	19	0	n/a	n/a	0.01	NP
Boron (mg/L)	**BGWC-18**	**-0.07488**	**-95**	**-74**	**Yes**	**19**	**0**	**n/a**	**n/a**	**0.01**	**NP**
Boron (mg/L)	BGWC-19	-0.05208	-65	-74	No	19	0	n/a	n/a	0.01	NP
Boron (mg/L)	BGWC-20	0.1516	67	74	No	19	0	n/a	n/a	0.01	NP
Boron (mg/L)	**BGWC-22**	**1.795**	**160**	**98**	**Yes**	**23**	**0**	**n/a**	**n/a**	**0.01**	**NP**
Boron (mg/L)	**BGWC-23**	**1.856**	**154**	**87**	**Yes**	**21**	**0**	**n/a**	**n/a**	**0.01**	**NP**
Boron (mg/L)	BGWC-24	-0.3723	-20	-92	No	22	0	n/a	n/a	0.01	NP
Boron (mg/L)	**BGWC-25**	**0.004415**	**78**	**74**	**Yes**	**19**	**0**	**n/a**	**n/a**	**0.01**	**NP**
Boron (mg/L)	**BGWC-30**	**-3.891**	**-131**	**-92**	**Yes**	**22**	**0**	**n/a**	**n/a**	**0.01**	**NP**
Boron (mg/L)	**BGWC-7**	**-0.1574**	**-113**	**-74**	**Yes**	**19**	**0**	**n/a**	**n/a**	**0.01**	**NP**
Boron (mg/L)	BGWC-8	-0.003776	-44	-74	No	19	0	n/a	n/a	0.01	NP
Boron (mg/L)	**BGWC-9**	**-0.04004**	**-92**	**-74**	**Yes**	**19**	**0**	**n/a**	**n/a**	**0.01**	**NP**
Calcium (mg/L)	**BGWA-2 (bg)**	**2.945**	**115**	**81**	**Yes**	**20**	**0**	**n/a**	**n/a**	**0.01**	**NP**
Calcium (mg/L)	BGWA-29 (bg)	-0.06243	-12	-81	No	20	0	n/a	n/a	0.01	NP
Calcium (mg/L)	BGWA-33 (bg)	2.65	10	25	No	9	0	n/a	n/a	0.01	NP
Calcium (mg/L)	BGWA-47D (bg)	6.309	23	38	No	12	0	n/a	n/a	0.01	NP
Calcium (mg/L)	BGWA-48D (bg)	9.531	10	38	No	12	0	n/a	n/a	0.01	NP
Calcium (mg/L)	**BGWC-12**	**14.17**	**146**	**74**	**Yes**	**19**	**0**	**n/a**	**n/a**	**0.01**	**NP**
Calcium (mg/L)	BGWC-14A	21.17	26	38	No	12	0	n/a	n/a	0.01	NP
Calcium (mg/L)	**BGWC-16**	**6.772**	**87**	**74**	**Yes**	**19**	**0**	**n/a**	**n/a**	**0.01**	**NP**
Calcium (mg/L)	**BGWC-20**	**13.98**	**113**	**74**	**Yes**	**19**	**0**	**n/a**	**n/a**	**0.01**	**NP**
Calcium (mg/L)	**BGWC-22**	**59.98**	**182**	**98**	**Yes**	**23**	**0**	**n/a**	**n/a**	**0.01**	**NP**
Calcium (mg/L)	**BGWC-23**	**78.86**	**160**	**87**	**Yes**	**21**	**0**	**n/a**	**n/a**	**0.01**	**NP**
Calcium (mg/L)	BGWC-24	-21.57	-29	-92	No	22	0	n/a	n/a	0.01	NP
Calcium (mg/L)	BGWC-7	-1.232	-34	-74	No	19	0	n/a	n/a	0.01	NP
Chloride (mg/L)	BGWA-2 (bg)	0.2119	70	81	No	20	0	n/a	n/a	0.01	NP
Chloride (mg/L)	**BGWA-29 (bg)**	**-0.1487**	**-135**	**-81**	**Yes**	**20**	**0**	**n/a**	**n/a**	**0.01**	**NP**
Chloride (mg/L)	BGWA-33 (bg)	-0.3057	-5	-21	No	8	0	n/a	n/a	0.01	NP
Chloride (mg/L)	BGWA-47D (bg)	-0.3104	-34	-38	No	12	0	n/a	n/a	0.01	NP
Chloride (mg/L)	BGWA-48D (bg)	1.969	33	38	No	12	0	n/a	n/a	0.01	NP
Chloride (mg/L)	**BGWC-10**	**1.301**	**113**	**74**	**Yes**	**19**	**0**	**n/a**	**n/a**	**0.01**	**NP**
Chloride (mg/L)	**BGWC-12**	**-5.329**	**-158**	**-74**	**Yes**	**19**	**0**	**n/a**	**n/a**	**0.01**	**NP**
Chloride (mg/L)	BGWC-14A	-3.124	-15	-38	No	12	0	n/a	n/a	0.01	NP
Chloride (mg/L)	**BGWC-16**	**-4.056**	**-110**	**-74**	**Yes**	**19**	**0**	**n/a**	**n/a**	**0.01**	**NP**
Chloride (mg/L)	BGWC-17	0.8172	29	74	No	19	0	n/a	n/a	0.01	NP
Chloride (mg/L)	BGWC-18	-3.744	-63	-74	No	19	0	n/a	n/a	0.01	NP
Chloride (mg/L)	BGWC-20	1.884	50	74	No	19	0	n/a	n/a	0.01	NP
Chloride (mg/L)	**BGWC-22**	**57.74**	**130**	**98**	**Yes**	**23**	**0**	**n/a**	**n/a**	**0.01**	**NP**
Chloride (mg/L)	**BGWC-23**	**95.49**	**138**	**87**	**Yes**	**21**	**0**	**n/a**	**n/a**	**0.01**	**NP**
Chloride (mg/L)	**BGWC-24**	**-146**	**-94**	**-92**	**Yes**	**22**	**0**	**n/a**	**n/a**	**0.01**	**NP**
Chloride (mg/L)	**BGWC-30**	**-150.4**	**-143**	**-92**	**Yes**	**22**	**0**	**n/a**	**n/a**	**0.01**	**NP**
Chloride (mg/L)	**BGWC-9**	**-5.154**	**-104**	**-74**	**Yes**	**19**	**0**	**n/a**	**n/a**	**0.01**	**NP**
pH (s.u.)	BGWA-2 (bg)	-0.04476	-104	-105	No	24	0	n/a	n/a	0.01	NP
pH (s.u.)	BGWA-29 (bg)	0.005772	17	98	No	23	0	n/a	n/a	0.01	NP
pH (s.u.)	BGWA-33 (bg)	-0.1448	-22	-34	No	11	0	n/a	n/a	0.01	NP
pH (s.u.)	**BGWA-47D (bg)**	**-0.1588**	**-54**	**-43**	**Yes**	**13**	**0**	**n/a**	**n/a**	**0.01**	**NP**
pH (s.u.)	BGWA-48D (bg)	-0.2026	-41	-43	No	13	0	n/a	n/a	0.01	NP
pH (s.u.)	**BGWC-16**	**-0.06548**	**-161**	**-98**	**Yes**	**23**	**0**	**n/a**	**n/a**	**0.01**	**NP**
pH (s.u.)	BGWC-19	-0.005105	-31	-98	No	23	0	n/a	n/a	0.01	NP
pH (s.u.)	**BGWC-24**	**-0.05117**	**-165**	**-118**	**Yes**	**26**	**0**	**n/a**	**n/a**	**0.01**	**NP**
Sulfate (mg/L)	**BGWA-2 (bg)**	**1.439**	**131**	**81**	**Yes**	**20**	**0**	**n/a**	**n/a**	**0.01**	**NP**
Sulfate (mg/L)	BGWA-29 (bg)	-0.3385	-39	-81	No	20	0	n/a	n/a	0.01	NP
Sulfate (mg/L)	BGWA-33 (bg)	-1.483	-14	-21	No	8	0	n/a	n/a	0.01	NP
Sulfate (mg/L)	**BGWA-47D (bg)**	**8.354**	**44**	**38**	**Yes**	**12**	**0**	**n/a**	**n/a**	**0.01**	**NP**
Sulfate (mg/L)	BGWA-48D (bg)	-7.306	-30	-38	No	12	0	n/a	n/a	0.01	NP
Sulfate (mg/L)	BGWC-10	-1.042	-62	-74	No	19	0	n/a	n/a	0.01	NP
Sulfate (mg/L)	**BGWC-12**	**30.17**	**119**	**74**	**Yes**	**19**	**0**	**n/a**	**n/a**	**0.01**	**NP**
Sulfate (mg/L)	BGWC-14A	68.69	20	38	No	12	0	n/a	n/a	0.01	NP
Sulfate (mg/L)	**BGWC-16**	**14.92**	**96**	**74**	**Yes**	**19**	**0**	**n/a**	**n/a**	**0.01**	**NP**

Appendix III Trend Tests - All Results

Plant Bowen Client: Southern Company Data: Bowen AP-1 Printed 11/15/2022, 8:18 PM

Constituent	Well	Slope	Calc.	Critical	Sig.	N	%NDs	Normality	Xform	Alpha	Method
Sulfate (mg/L)	BGWC-17	-4.42	-51	-74	No	19	0	n/a	n/a	0.01	NP
Sulfate (mg/L)	**BGWC-19**	**-9.18**	**-75**	**-74**	**Yes**	**19**	**0**	**n/a**	**n/a**	**0.01**	**NP**
Sulfate (mg/L)	BGWC-20	-3.975	-11	-74	No	19	0	n/a	n/a	0.01	NP
Sulfate (mg/L)	BGWC-22	10.94	35	98	No	23	0	n/a	n/a	0.01	NP
Sulfate (mg/L)	BGWC-23	27.13	77	87	No	21	0	n/a	n/a	0.01	NP
Sulfate (mg/L)	BGWC-24	-38.99	-75	-92	No	22	0	n/a	n/a	0.01	NP
Sulfate (mg/L)	**BGWC-7**	**-40.5**	**-86**	**-74**	**Yes**	**19**	**0**	**n/a**	**n/a**	**0.01**	**NP**
Sulfate (mg/L)	**BGWC-9**	**-7.855**	**-94**	**-74**	**Yes**	**19**	**0**	**n/a**	**n/a**	**0.01**	**NP**
Total Dissolved Solids (mg/L)	BGWA-2 (bg)	8.12	73	74	No	19	0	n/a	n/a	0.01	NP
Total Dissolved Solids (mg/L)	BGWA-29 (bg)	-2.288	-46	-74	No	19	0	n/a	n/a	0.01	NP
Total Dissolved Solids (mg/L)	BGWA-33 (bg)	-8.072	-8	-25	No	9	0	n/a	n/a	0.01	NP
Total Dissolved Solids (mg/L)	BGWA-47D (bg)	10.2	20	38	No	12	0	n/a	n/a	0.01	NP
Total Dissolved Solids (mg/L)	BGWA-48D (bg)	4.746	4	38	No	12	0	n/a	n/a	0.01	NP
Total Dissolved Solids (mg/L)	**BGWC-12**	**55.89**	**105**	**74**	**Yes**	**19**	**0**	**n/a**	**n/a**	**0.01**	**NP**
Total Dissolved Solids (mg/L)	BGWC-14A	79.17	22	38	No	12	0	n/a	n/a	0.01	NP
Total Dissolved Solids (mg/L)	BGWC-16	20.37	69	74	No	19	0	n/a	n/a	0.01	NP
Total Dissolved Solids (mg/L)	BGWC-20	29.86	63	74	No	19	0	n/a	n/a	0.01	NP
Total Dissolved Solids (mg/L)	**BGWC-22**	**227.7**	**93**	**81**	**Yes**	**20**	**0**	**n/a**	**n/a**	**0.01**	**NP**
Total Dissolved Solids (mg/L)	**BGWC-23**	**238.1**	**121**	**74**	**Yes**	**19**	**0**	**n/a**	**n/a**	**0.01**	**NP**
Total Dissolved Solids (mg/L)	BGWC-24	-217.9	-54	-81	No	20	0	n/a	n/a	0.01	NP
Total Dissolved Solids (mg/L)	**BGWC-30**	**-394.4**	**-120**	**-81**	**Yes**	**20**	**0**	**n/a**	**n/a**	**0.01**	**NP**
Total Dissolved Solids (mg/L)	**BGWC-7**	**-53.6**	**-103**	**-74**	**Yes**	**19**	**0**	**n/a**	**n/a**	**0.01**	**NP**

Sanitas™ v.9.6.35 . UG
Hollow symbols indicate censored values.

Sen's Slope Estimator

BGWA-2 (bg)

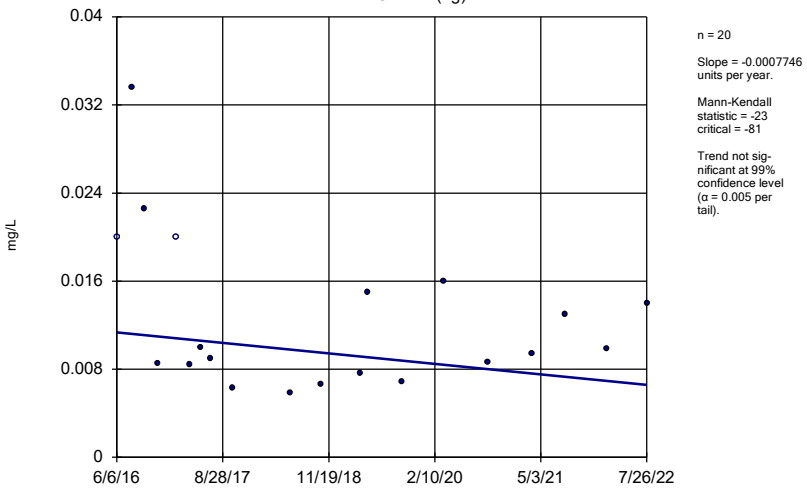

n = 20

Slope = -0.0007746 units per year.

Mann-Kendall statistic = -23
critical = -81

Trend not significant at 99% confidence level (α = 0.005 per tail).

Constituent: Boron Analysis Run 11/15/2022 7:56 PM View: Appendix III - Trend Test
Plant Bowen Client: Southern Company Data: Bowen AP-1

Sanitas™ v.9.6.35 . UG
Hollow symbols indicate censored values.

Sen's Slope Estimator

BGWA-29 (bg)

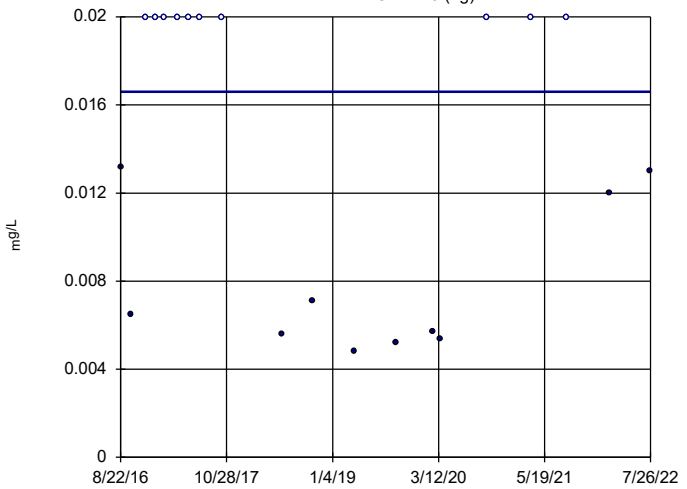

n = 20

Slope = 0 units per year.

Mann-Kendall statistic = -23
critical = -81

Trend not significant at 99% confidence level (α = 0.005 per tail).

Constituent: Boron Analysis Run 11/15/2022 7:56 PM View: Appendix III - Trend Test
Plant Bowen Client: Southern Company Data: Bowen AP-1

Sanitas™ v.9.6.35 . UG

Sen's Slope Estimator

BGWA-33 (bg)

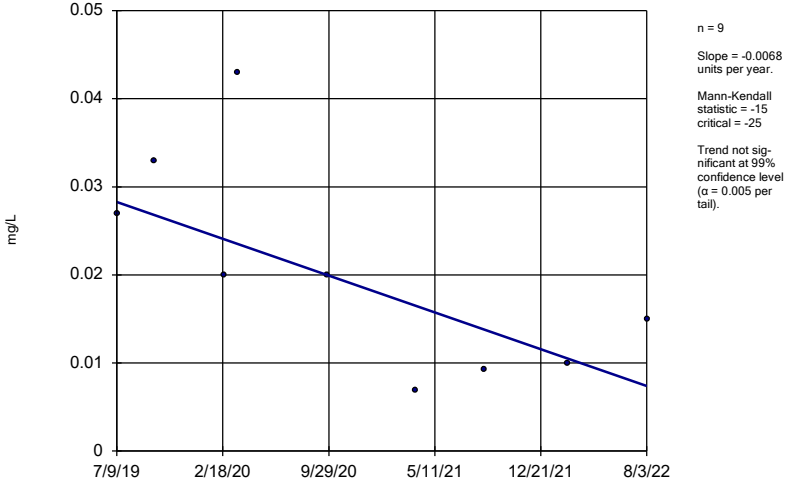

n = 9

Slope = -0.0068 units per year.

Mann-Kendall statistic = -15
critical = -25

Trend not significant at 99% confidence level (α = 0.005 per tail).

Constituent: Boron Analysis Run 11/15/2022 7:56 PM View: Appendix III - Trend Test
Plant Bowen Client: Southern Company Data: Bowen AP-1

Sanitas™ v.9.6.35 . UG

Sen's Slope Estimator

BGWA-47D (bg)

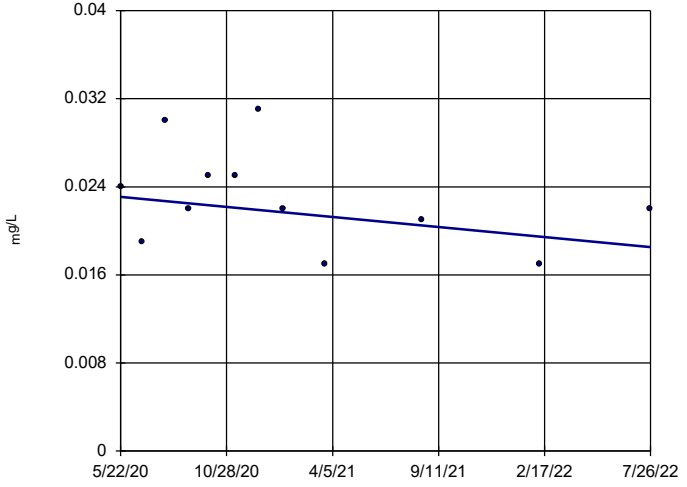

n = 12

Slope = -0.002093 units per year.

Mann-Kendall statistic = -17
critical = -38

Trend not significant at 99% confidence level (α = 0.005 per tail).

Constituent: Boron Analysis Run 11/15/2022 7:56 PM View: Appendix III - Trend Test
Plant Bowen Client: Southern Company Data: Bowen AP-1

Sanitas™ v.9.6.35 . UG

Sen's Slope Estimator

BGWA-48D (bg)

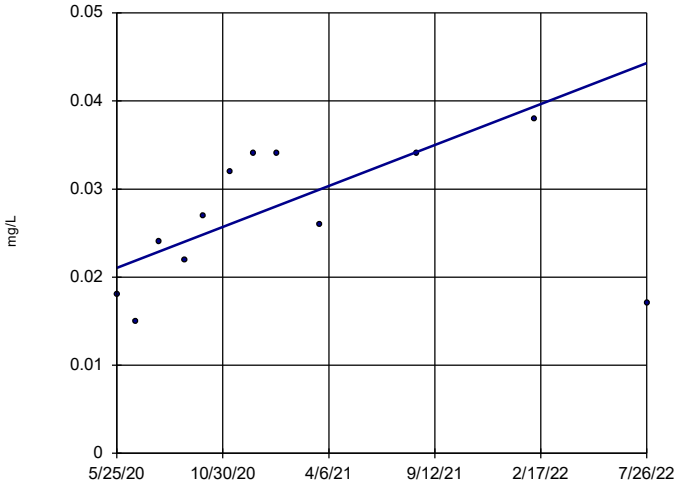

n = 12

Slope = 0.01071 units per year.

Mann-Kendall statistic = 31
critical = 38

Trend not significant at 99% confidence level (α = 0.005 per tail).

Constituent: Boron Analysis Run 11/15/2022 7:56 PM View: Appendix III - Trend Test
Plant Bowen Client: Southern Company Data: Bowen AP-1

Sanitas™ v.9.6.35 . UG

Sen's Slope Estimator

BGWC-10

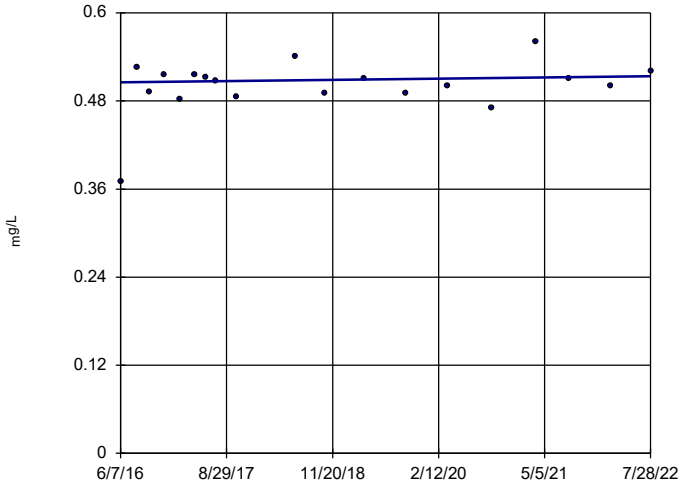

n = 19

Slope = 0.001358 units per year.

Mann-Kendall statistic = 13
critical = 74

Trend not significant at 99% confidence level (α = 0.005 per tail).

Constituent: Boron Analysis Run 11/15/2022 7:56 PM View: Appendix III - Trend Test
Plant Bowen Client: Southern Company Data: Bowen AP-1

Sanitas™ v.9.6.35 . UG

Sen's Slope Estimator

BGWC-12

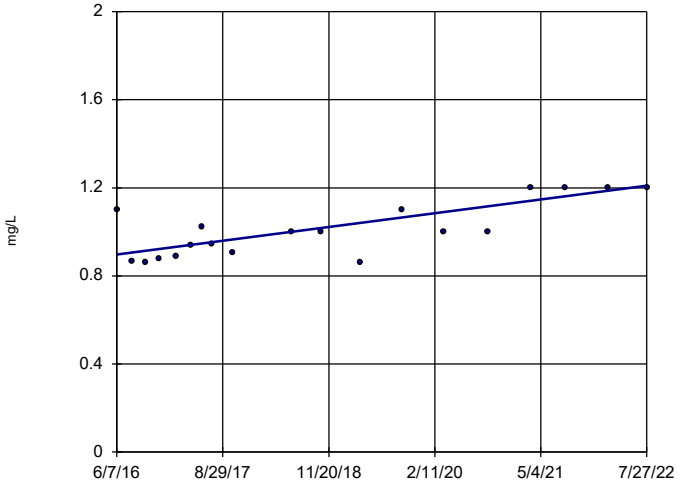

n = 19

Slope = 0.05103 units per year.

Mann-Kendall statistic = 90
critical = 74

Increasing trend significant at 99% confidence level (α = 0.005 per tail).

Constituent: Boron Analysis Run 11/15/2022 7:56 PM View: Appendix III - Trend Test
Plant Bowen Client: Southern Company Data: Bowen AP-1

Sanitas™ v.9.6.35 . UG

Sen's Slope Estimator

BGWC-14A

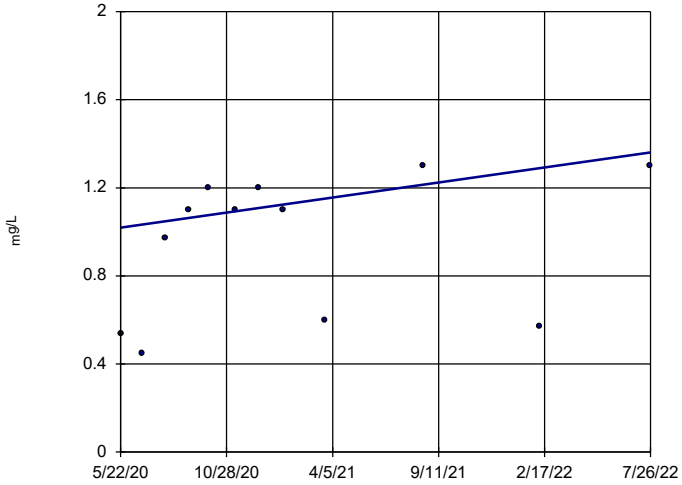

n = 12

Slope = 0.1569 units per year.

Mann-Kendall statistic = 25
critical = 38

Trend not significant at 99% confidence level (α = 0.005 per tail).

Constituent: Boron Analysis Run 11/15/2022 7:56 PM View: Appendix III - Trend Test
Plant Bowen Client: Southern Company Data: Bowen AP-1

Sanitas™ v.9.6.35 . UG

Sen's Slope Estimator

BGWC-16

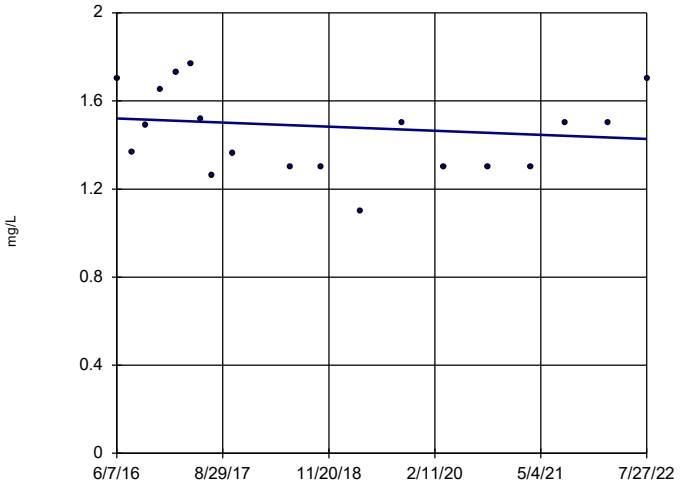

n = 19

Slope = -0.01515 units per year.

Mann-Kendall statistic = -27 critical = -74

Trend not significant at 99% confidence level (α = 0.005 per tail).

Constituent: Boron Analysis Run 11/15/2022 7:56 PM View: Appendix III - Trend Test
Plant Bowen Client: Southern Company Data: Bowen AP-1

Sanitas™ v.9.6.35 . UG

Sen's Slope Estimator

BGWC-17

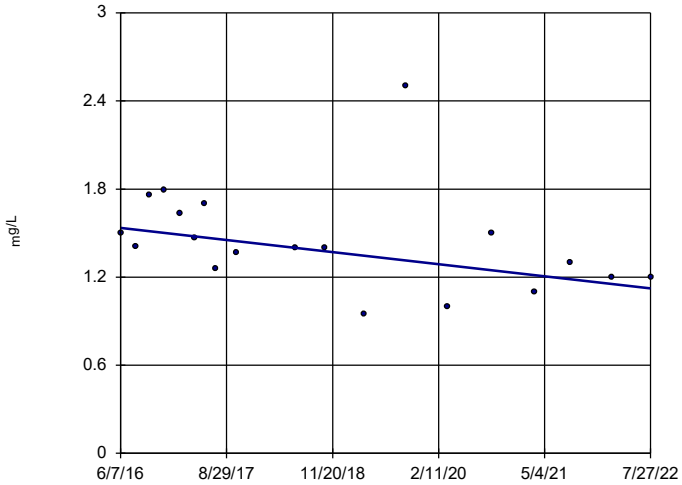

n = 19

Slope = -0.06711 units per year.

Mann-Kendall statistic = -68 critical = -74

Trend not significant at 99% confidence level (α = 0.005 per tail).

Constituent: Boron Analysis Run 11/15/2022 7:56 PM View: Appendix III - Trend Test
Plant Bowen Client: Southern Company Data: Bowen AP-1

Sanitas™ v.9.6.35 . UG

Sen's Slope Estimator

BGWC-18

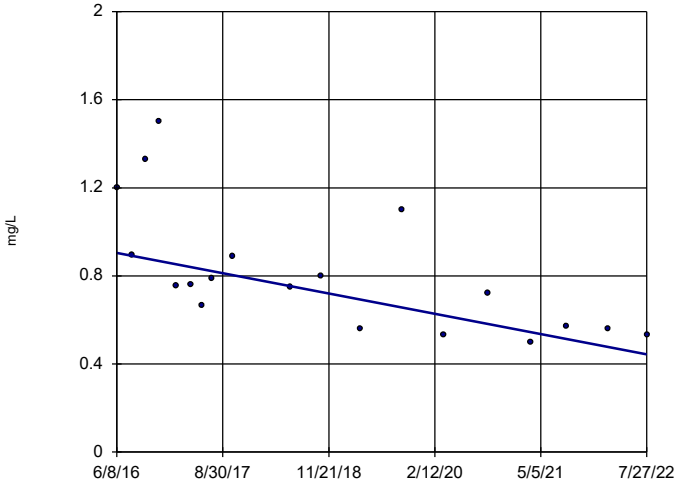

n = 19

Slope = -0.07488 units per year.

Mann-Kendall statistic = -95 critical = -74

Decreasing trend significant at 99% confidence level (α = 0.005 per tail).

Constituent: Boron Analysis Run 11/15/2022 7:56 PM View: Appendix III - Trend Test
Plant Bowen Client: Southern Company Data: Bowen AP-1

Sanitas™ v.9.6.35 . UG

Sen's Slope Estimator

BGWC-19

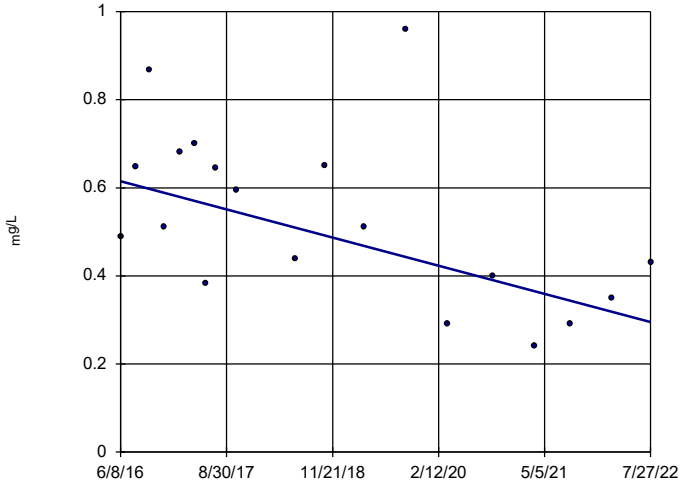

n = 19

Slope = -0.05208 units per year.

Mann-Kendall statistic = -65 critical = -74

Trend not significant at 99% confidence level (α = 0.005 per tail).

Constituent: Boron Analysis Run 11/15/2022 7:56 PM View: Appendix III - Trend Test
Plant Bowen Client: Southern Company Data: Bowen AP-1

Sanitas™ v.9.6.35 . UG

Sen's Slope Estimator

BGWC-20

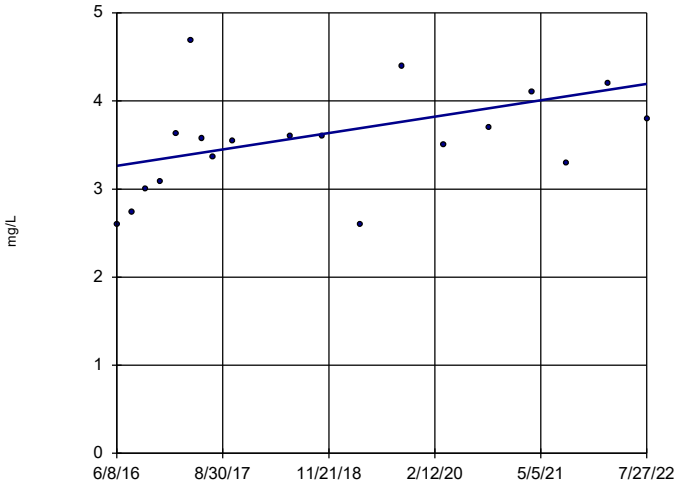

n = 19

Slope = 0.1516 units per year.

Mann-Kendall statistic = 67 critical = 74

Trend not significant at 99% confidence level (α = 0.005 per tail).

Constituent: Boron Analysis Run 11/15/2022 7:56 PM View: Appendix III - Trend Test
Plant Bowen Client: Southern Company Data: Bowen AP-1

Sanitas™ v.9.6.35 . UG

Sen's Slope Estimator

BGWC-22

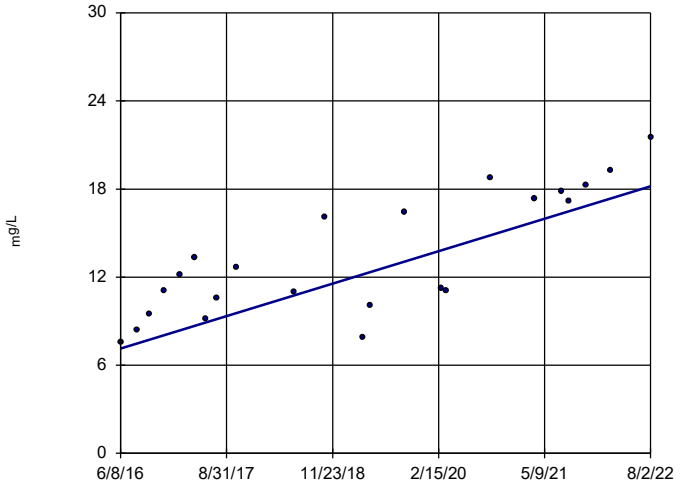

n = 23

Slope = 1.795 units per year.

Mann-Kendall statistic = 160 critical = 98

Increasing trend significant at 99% confidence level (α = 0.005 per tail).

Constituent: Boron Analysis Run 11/15/2022 7:56 PM View: Appendix III - Trend Test
Plant Bowen Client: Southern Company Data: Bowen AP-1

Sanitas™ v.9.6.35 . UG

Sen's Slope Estimator

BGWC-23

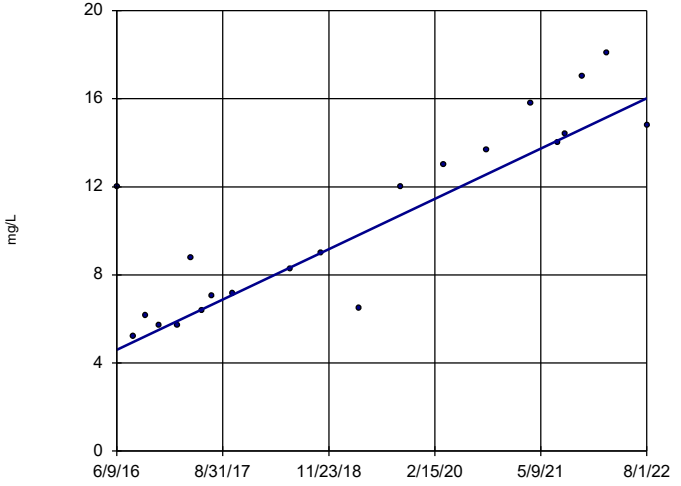

n = 21

Slope = 1.856 units per year.

Mann-Kendall statistic = 154 critical = 87

Increasing trend significant at 99% confidence level (α = 0.005 per tail).

Constituent: Boron Analysis Run 11/15/2022 7:56 PM View: Appendix III - Trend Test
Plant Bowen Client: Southern Company Data: Bowen AP-1

Sanitas™ v.9.6.35 . UG

Sen's Slope Estimator

BGWC-24

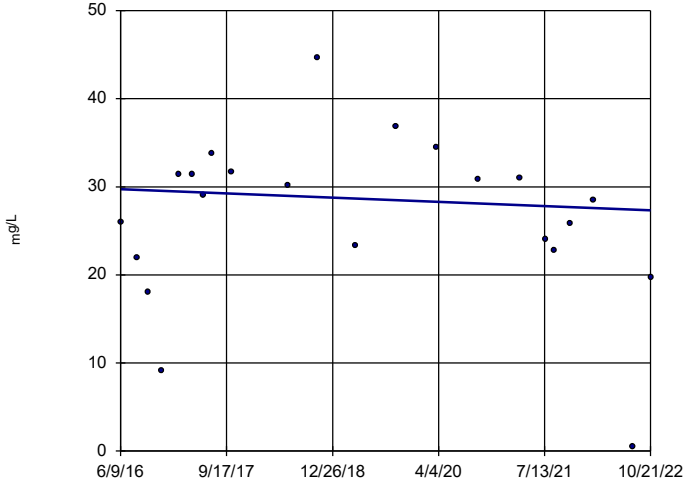

n = 22

Slope = -0.3723 units per year.

Mann-Kendall statistic = -20 critical = -92

Trend not significant at 99% confidence level (α = 0.005 per tail).

Constituent: Boron Analysis Run 11/15/2022 7:56 PM View: Appendix III - Trend Test
Plant Bowen Client: Southern Company Data: Bowen AP-1

Sanitas™ v.9.6.35 . UG

Sen's Slope Estimator

BGWC-25

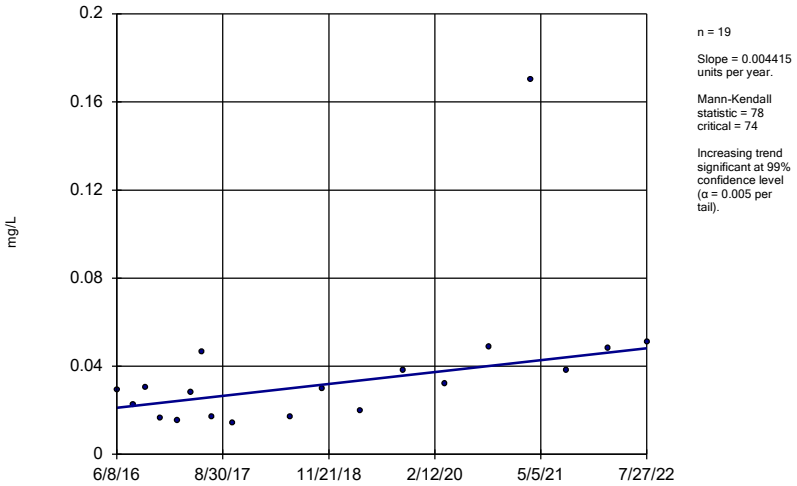

n = 19

Slope = 0.004415 units per year.

Mann-Kendall statistic = 78 critical = 74

Increasing trend significant at 99% confidence level (α = 0.005 per tail).

Constituent: Boron Analysis Run 11/15/2022 7:56 PM View: Appendix III - Trend Test

Plant Bowen Client: Southern Company Data: Bowen AP-1

Sanitas™ v.9.6.35 . UG

Sen's Slope Estimator

BGWC-30

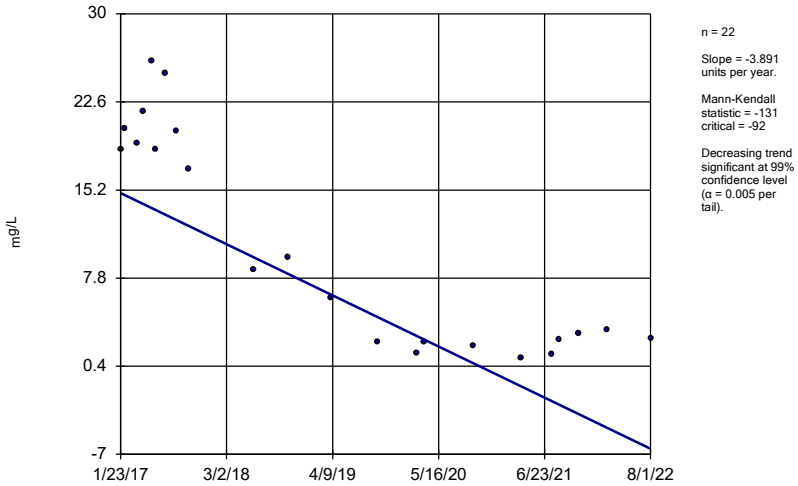

n = 22

Slope = -3.891 units per year.

Mann-Kendall statistic = -131 critical = -92

Decreasing trend significant at 99% confidence level (α = 0.005 per tail).

Constituent: Boron Analysis Run 11/15/2022 7:56 PM View: Appendix III - Trend Test

Plant Bowen Client: Southern Company Data: Bowen AP-1

Sanitas™ v.9.6.35 . UG

Sen's Slope Estimator

BGWC-7

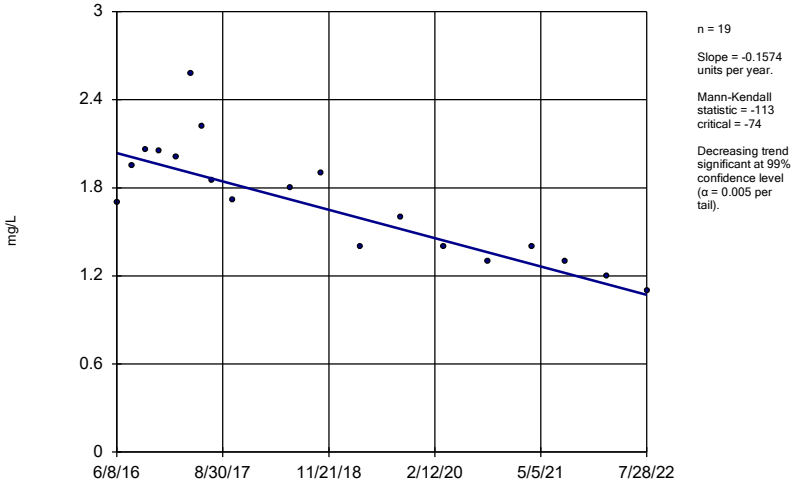

n = 19

Slope = -0.1574 units per year.

Mann-Kendall statistic = -113 critical = -74

Decreasing trend significant at 99% confidence level (α = 0.005 per tail).

Constituent: Boron Analysis Run 11/15/2022 7:56 PM View: Appendix III - Trend Test

Plant Bowen Client: Southern Company Data: Bowen AP-1

Sanitas™ v.9.6.35 . UG

Sen's Slope Estimator

BGWC-8

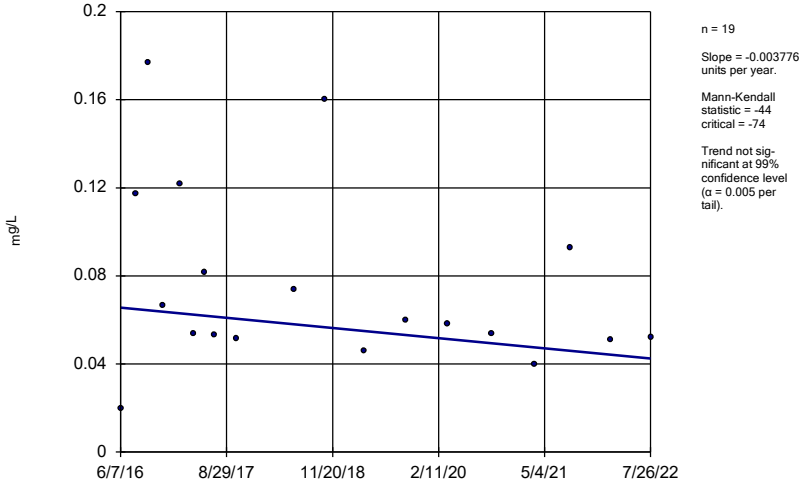

n = 19

Slope = -0.003776 units per year.

Mann-Kendall statistic = -44 critical = -74

Trend not sig-nificant at 99% confidence level (α = 0.005 per tail).

Constituent: Boron Analysis Run 11/15/2022 7:56 PM View: Appendix III - Trend Test

Plant Bowen Client: Southern Company Data: Bowen AP-1

Sanitas™ v.9.6.35 . UG

Sen's Slope Estimator

BGWC-9

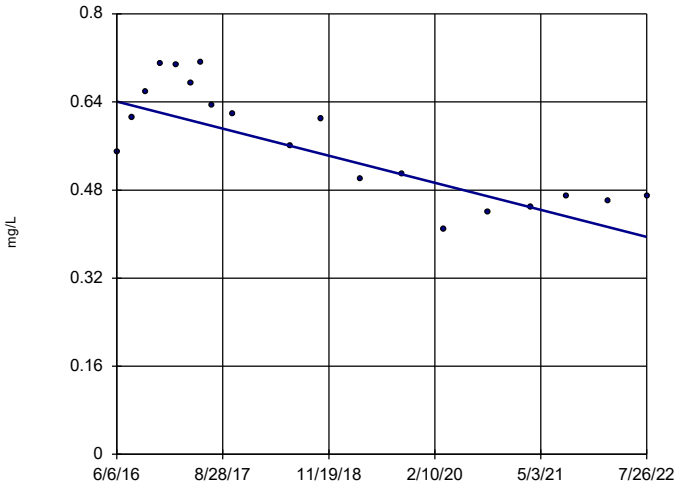

n = 19

Slope = -0.04004 units per year.

Mann-Kendall statistic = -92
critical = -74

Decreasing trend significant at 99% confidence level (α = 0.005 per tail).

Constituent: Boron Analysis Run 11/15/2022 7:56 PM View: Appendix III - Trend Test
Plant Bowen Client: Southern Company Data: Bowen AP-1

Sanitas™ v.9.6.35 . UG

Sen's Slope Estimator

BGWA-2 (bg)

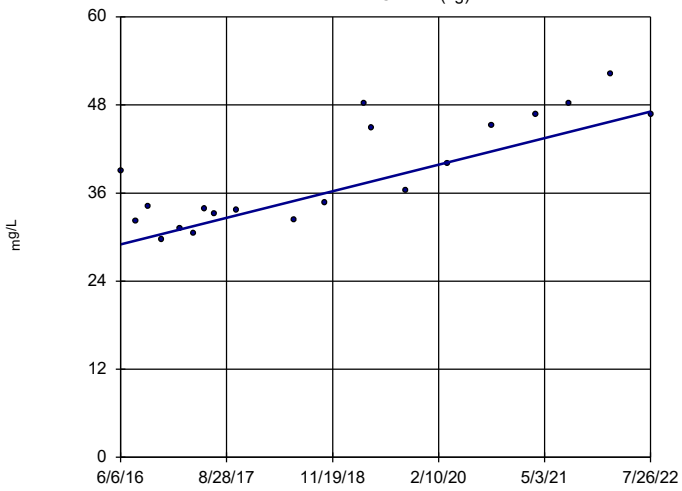

n = 20

Slope = 2.945 units per year.

Mann-Kendall statistic = 115
critical = 81

Increasing trend significant at 99% confidence level (α = 0.005 per tail).

Constituent: Calcium Analysis Run 11/15/2022 7:56 PM View: Appendix III - Trend Test
Plant Bowen Client: Southern Company Data: Bowen AP-1

Sanitas™ v.9.6.35 . UG

Sen's Slope Estimator

BGWA-29 (bg)

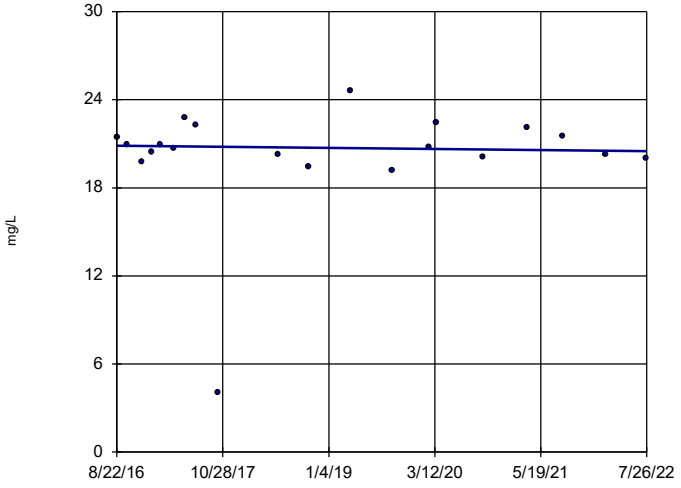

n = 20

Slope = -0.06243 units per year.

Mann-Kendall statistic = -12
critical = -81

Trend not significant at 99% confidence level (α = 0.005 per tail).

Constituent: Calcium Analysis Run 11/15/2022 7:56 PM View: Appendix III - Trend Test
Plant Bowen Client: Southern Company Data: Bowen AP-1

Sanitas™ v.9.6.35 . UG

Sen's Slope Estimator

BGWA-33 (bg)

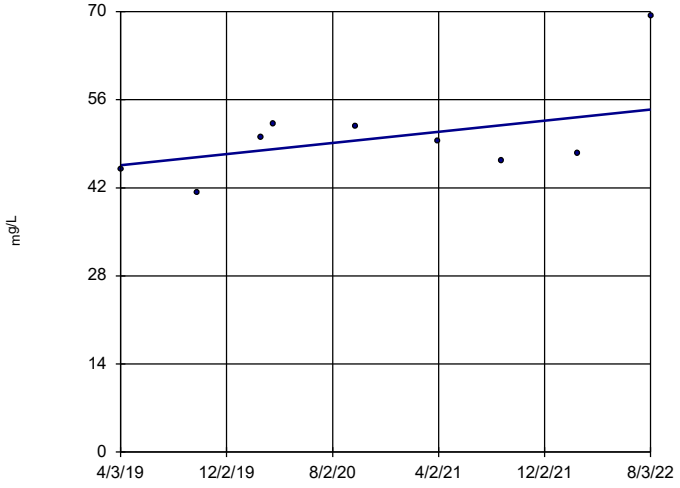

n = 9

Slope = 2.65 units per year.

Mann-Kendall statistic = 10
critical = 25

Trend not significant at 99% confidence level (α = 0.005 per tail).

Constituent: Calcium Analysis Run 11/15/2022 7:56 PM View: Appendix III - Trend Test
Plant Bowen Client: Southern Company Data: Bowen AP-1

Sanitas™ v.9.6.35 . UG

Sen's Slope Estimator

BGWA-47D (bg)

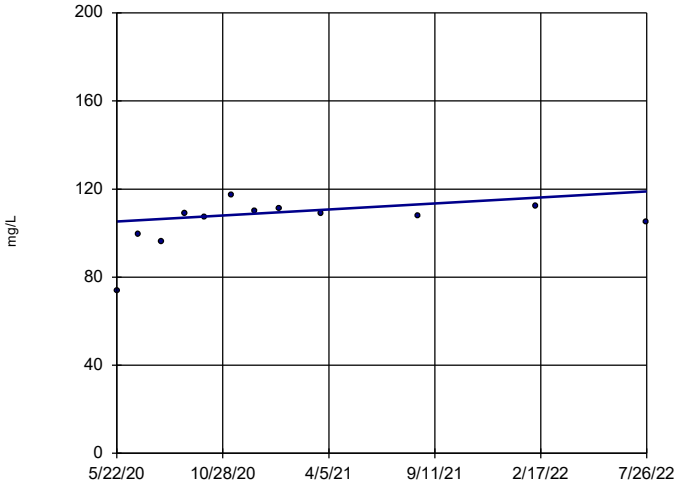

n = 12

Slope = 6.309 units per year.

Mann-Kendall statistic = 23 critical = 38

Trend not significant at 99% confidence level (α = 0.005 per tail).

Constituent: Calcium Analysis Run 11/15/2022 7:56 PM View: Appendix III - Trend Test

Plant Bowen Client: Southern Company Data: Bowen AP-1

Sanitas™ v.9.6.35 . UG

Sen's Slope Estimator

BGWA-48D (bg)

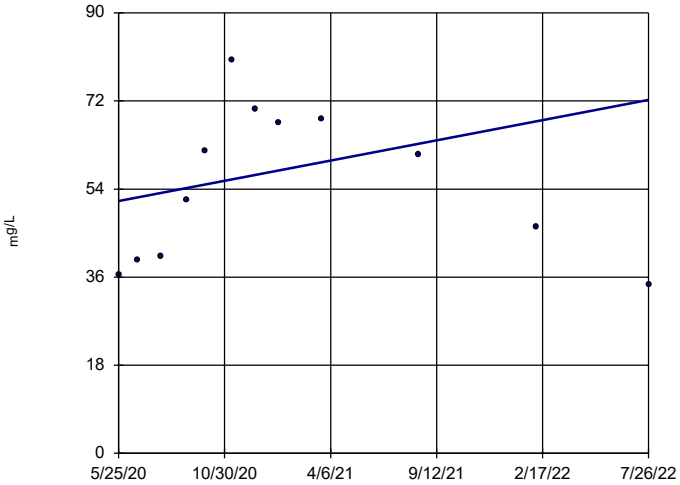

n = 12

Slope = 9.531 units per year.

Mann-Kendall statistic = 10 critical = 38

Trend not significant at 99% confidence level (α = 0.005 per tail).

Constituent: Calcium Analysis Run 11/15/2022 7:56 PM View: Appendix III - Trend Test

Plant Bowen Client: Southern Company Data: Bowen AP-1

Sanitas™ v.9.6.35 . UG

Sen's Slope Estimator

BGWC-12

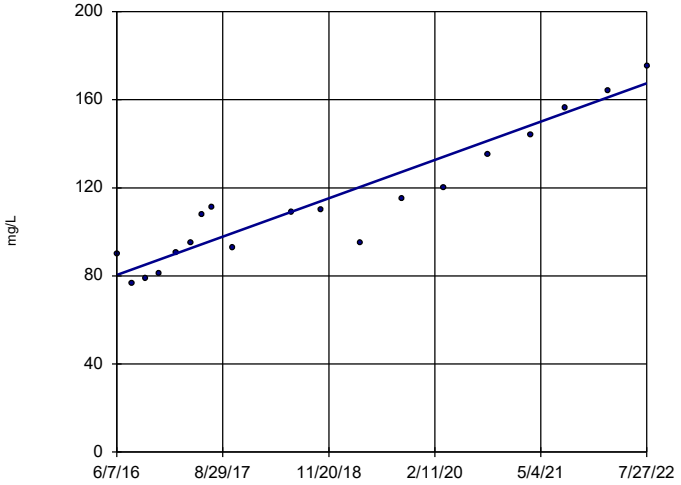

n = 19

Slope = 14.17 units per year.

Mann-Kendall statistic = 146 critical = 74

Increasing trend significant at 99% confidence level (α = 0.005 per tail).

Constituent: Calcium Analysis Run 11/15/2022 7:56 PM View: Appendix III - Trend Test

Plant Bowen Client: Southern Company Data: Bowen AP-1

Sanitas™ v.9.6.35 . UG

Sen's Slope Estimator

BGWC-14A

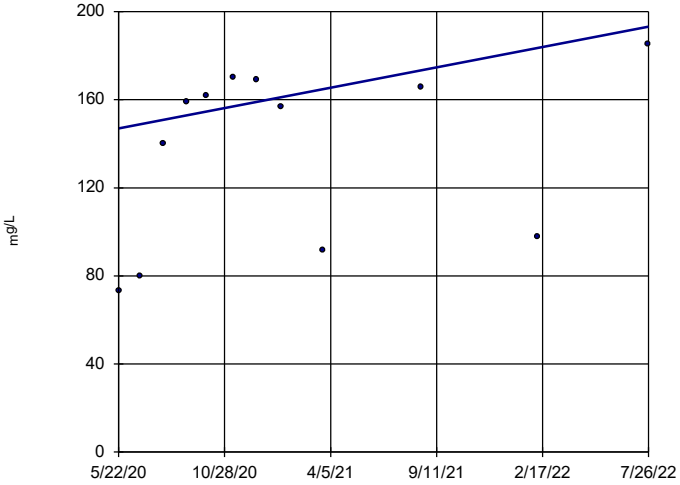

n = 12

Slope = 21.17 units per year.

Mann-Kendall statistic = 26 critical = 38

Trend not significant at 99% confidence level (α = 0.005 per tail).

Constituent: Calcium Analysis Run 11/15/2022 7:56 PM View: Appendix III - Trend Test

Plant Bowen Client: Southern Company Data: Bowen AP-1

Sanitas™ v.9.6.35 . UG

Sen's Slope Estimator

BGWC-16

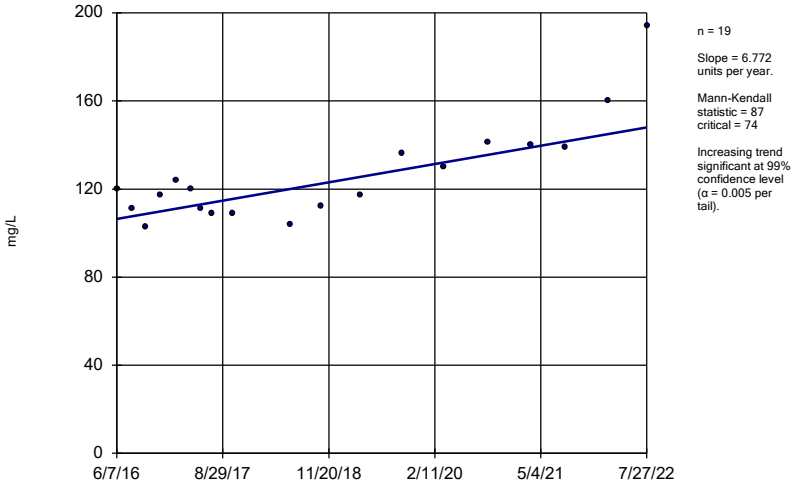

n = 19

Slope = 6.772 units per year.

Mann-Kendall statistic = 87 critical = 74

Increasing trend significant at 99% confidence level (α = 0.005 per tail).

Constituent: Calcium Analysis Run 11/15/2022 7:56 PM View: Appendix III - Trend Test

Plant Bowen Client: Southern Company Data: Bowen AP-1

Sanitas™ v.9.6.35 . UG

Sen's Slope Estimator

BGWC-20

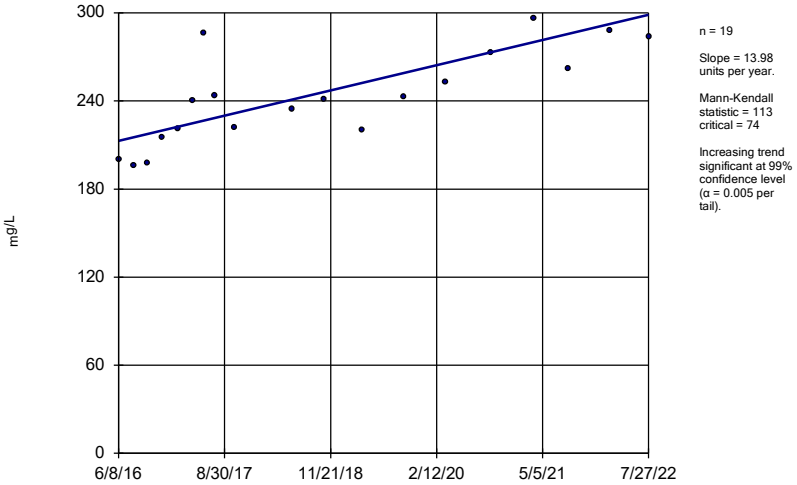

n = 19

Slope = 13.98 units per year.

Mann-Kendall statistic = 113 critical = 74

Increasing trend significant at 99% confidence level (α = 0.005 per tail).

Constituent: Calcium Analysis Run 11/15/2022 7:56 PM View: Appendix III - Trend Test

Plant Bowen Client: Southern Company Data: Bowen AP-1

Sanitas™ v.9.6.35 . UG

Sen's Slope Estimator

BGWC-22

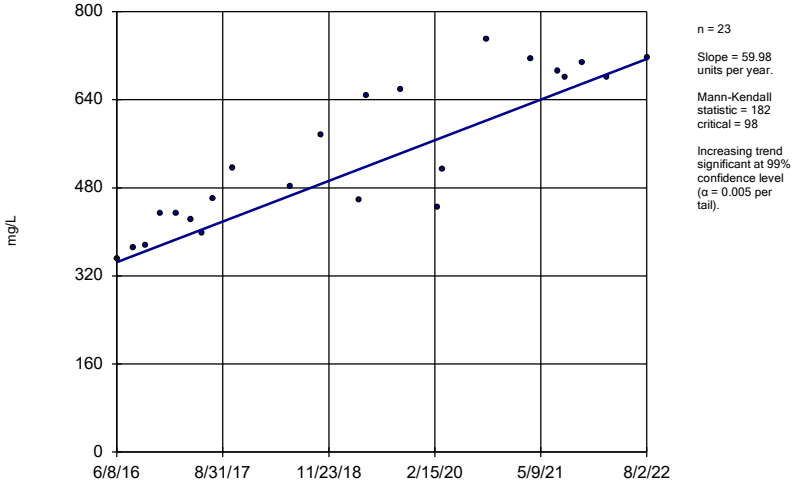

n = 23

Slope = 59.98 units per year.

Mann-Kendall statistic = 182 critical = 98

Increasing trend significant at 99% confidence level (α = 0.005 per tail).

Constituent: Calcium Analysis Run 11/15/2022 7:56 PM View: Appendix III - Trend Test

Plant Bowen Client: Southern Company Data: Bowen AP-1

Sanitas™ v.9.6.35 . UG

Sen's Slope Estimator

BGWC-23

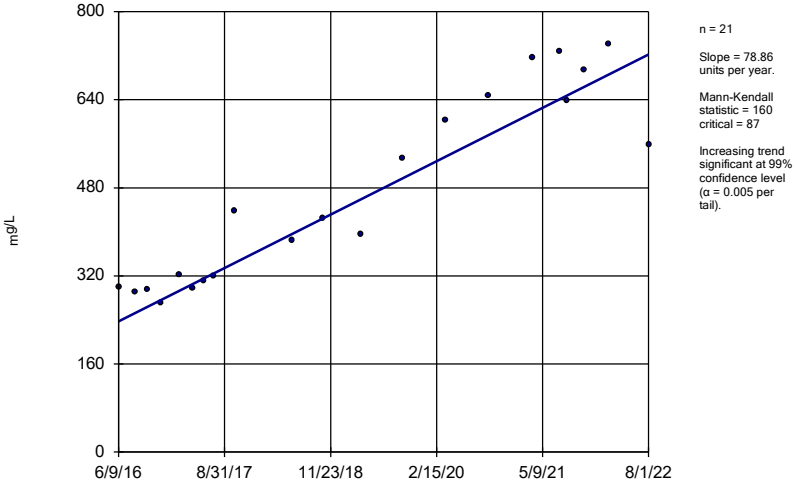

n = 21

Slope = 78.86 units per year.

Mann-Kendall statistic = 160 critical = 87

Increasing trend significant at 99% confidence level (α = 0.005 per tail).

Constituent: Calcium Analysis Run 11/15/2022 7:56 PM View: Appendix III - Trend Test

Plant Bowen Client: Southern Company Data: Bowen AP-1

Sanitas™ v.9.6.35 . UG

Sen's Slope Estimator

BGWC-24

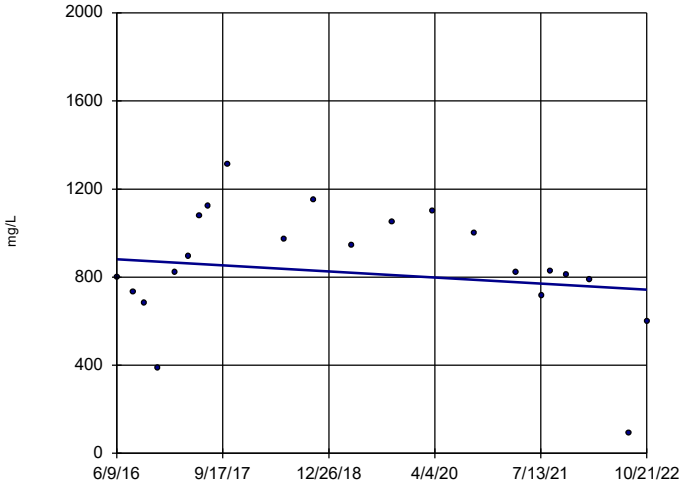

n = 22

Slope = -21.57 units per year.

Mann-Kendall statistic = -29 critical = -92

Trend not significant at 99% confidence level (α = 0.005 per tail).

Constituent: Calcium Analysis Run 11/15/2022 7:56 PM View: Appendix III - Trend Test

Plant Bowen Client: Southern Company Data: Bowen AP-1

Sanitas™ v.9.6.35 . UG

Sen's Slope Estimator

BGWC-7

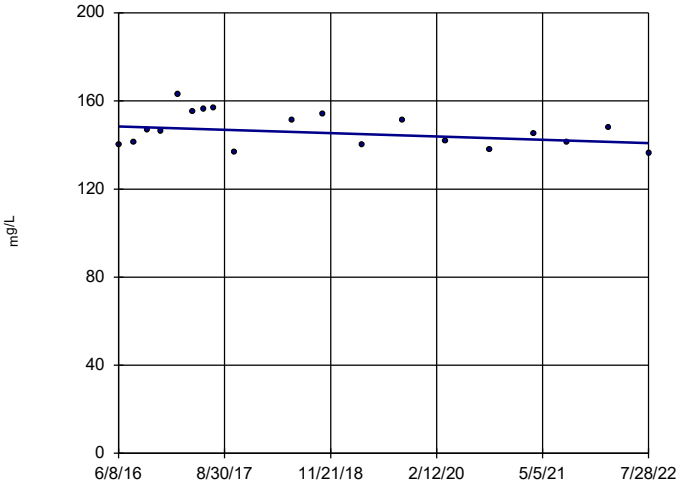

n = 19

Slope = -1.232 units per year.

Mann-Kendall statistic = -34 critical = -74

Trend not significant at 99% confidence level (α = 0.005 per tail).

Constituent: Calcium Analysis Run 11/15/2022 7:56 PM View: Appendix III - Trend Test

Plant Bowen Client: Southern Company Data: Bowen AP-1

Sanitas™ v.9.6.35 . UG

Sen's Slope Estimator

BGWA-2 (bg)

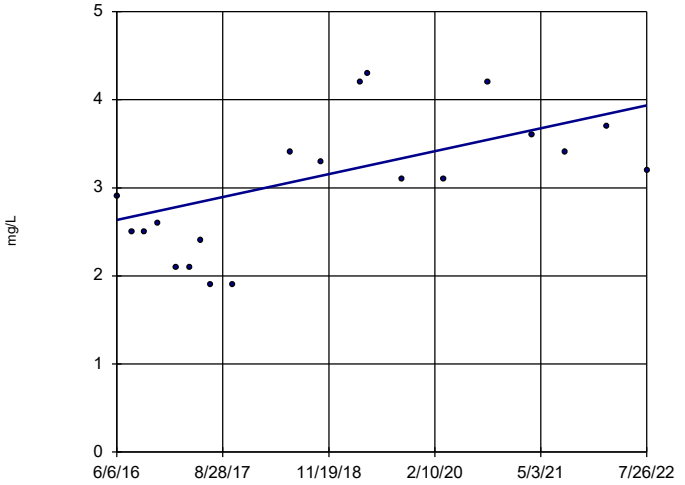

n = 20

Slope = 0.2119 units per year.

Mann-Kendall statistic = 70 critical = 81

Trend not significant at 99% confidence level (α = 0.005 per tail).

Constituent: Chloride Analysis Run 11/15/2022 7:56 PM View: Appendix III - Trend Test

Plant Bowen Client: Southern Company Data: Bowen AP-1

Sanitas™ v.9.6.35 . UG

Sen's Slope Estimator

BGWA-29 (bg)

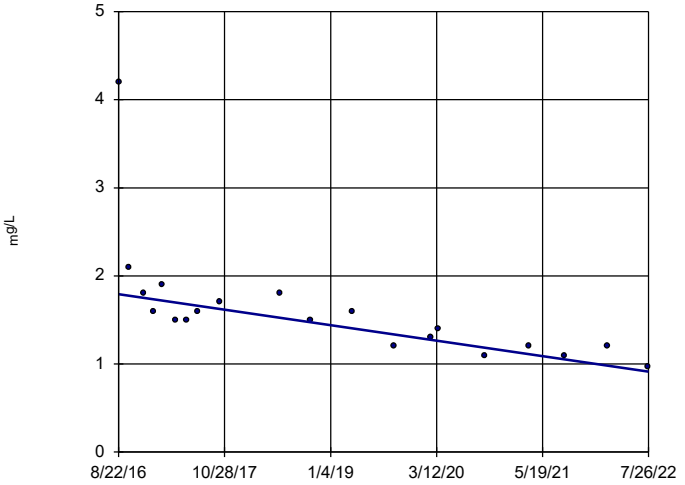

n = 20

Slope = -0.1487 units per year.

Mann-Kendall statistic = -135 critical = -81

Decreasing trend significant at 99% confidence level (α = 0.005 per tail).

Constituent: Chloride Analysis Run 11/15/2022 7:56 PM View: Appendix III - Trend Test

Plant Bowen Client: Southern Company Data: Bowen AP-1

Sanitas™ v.9.6.35 . UG

Sen's Slope Estimator

BGWA-33 (bg)

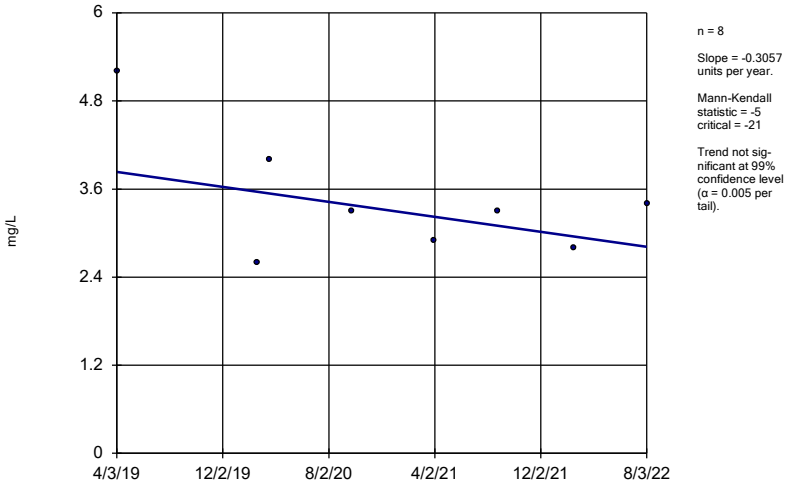

n = 8

Slope = -0.3057 units per year.

Mann-Kendall statistic = -5 critical = -21

Trend not significant at 99% confidence level (α = 0.005 per tail).

Constituent: Chloride Analysis Run 11/15/2022 7:56 PM View: Appendix III - Trend Test

Plant Bowen Client: Southern Company Data: Bowen AP-1

Sanitas™ v.9.6.35 . UG

Sen's Slope Estimator

BGWA-47D (bg)

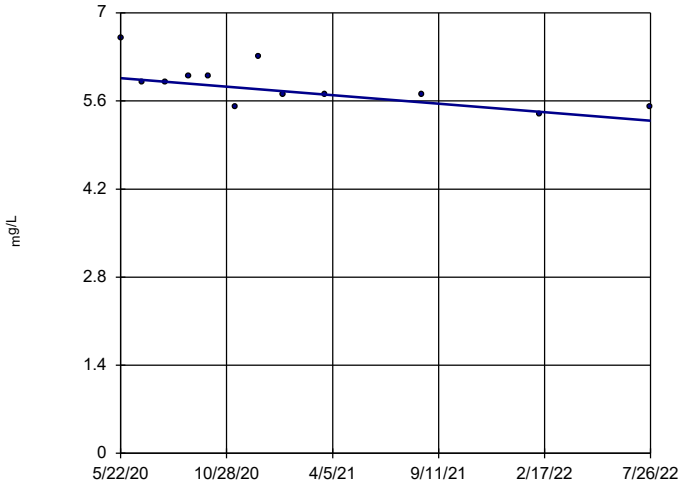

n = 12

Slope = -0.3104 units per year.

Mann-Kendall statistic = -34 critical = -38

Trend not significant at 99% confidence level (α = 0.005 per tail).

Constituent: Chloride Analysis Run 11/15/2022 7:56 PM View: Appendix III - Trend Test

Plant Bowen Client: Southern Company Data: Bowen AP-1

Sanitas™ v.9.6.35 . UG

Sen's Slope Estimator

BGWA-48D (bg)

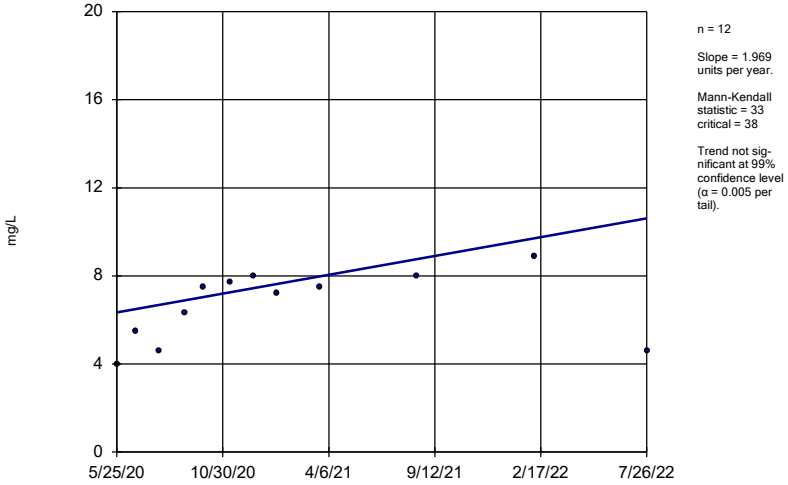

n = 12

Slope = 1.969 units per year.

Mann-Kendall statistic = 33 critical = 38

Trend not significant at 99% confidence level (α = 0.005 per tail).

Constituent: Chloride Analysis Run 11/15/2022 7:56 PM View: Appendix III - Trend Test

Plant Bowen Client: Southern Company Data: Bowen AP-1

Sanitas™ v.9.6.35 . UG

Sen's Slope Estimator

BGWC-10

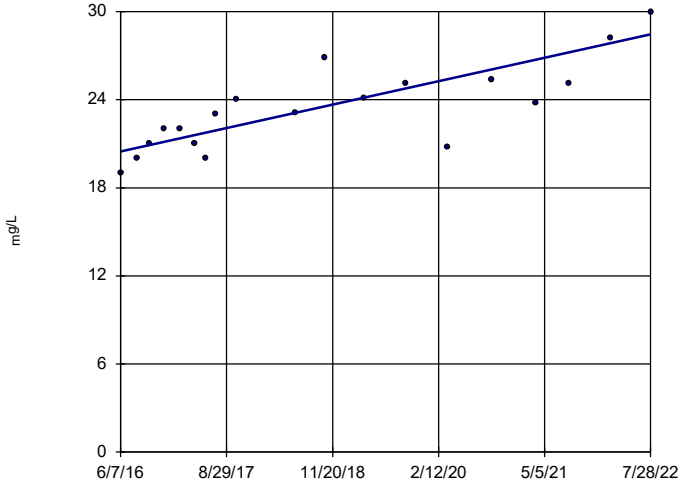

n = 19

Slope = 1.301 units per year.

Mann-Kendall statistic = 113 critical = 74

Increasing trend significant at 99% confidence level (α = 0.005 per tail).

Constituent: Chloride Analysis Run 11/15/2022 7:56 PM View: Appendix III - Trend Test

Plant Bowen Client: Southern Company Data: Bowen AP-1

Sanitas™ v.9.6.35 . UG

Sen's Slope Estimator

BGWC-12

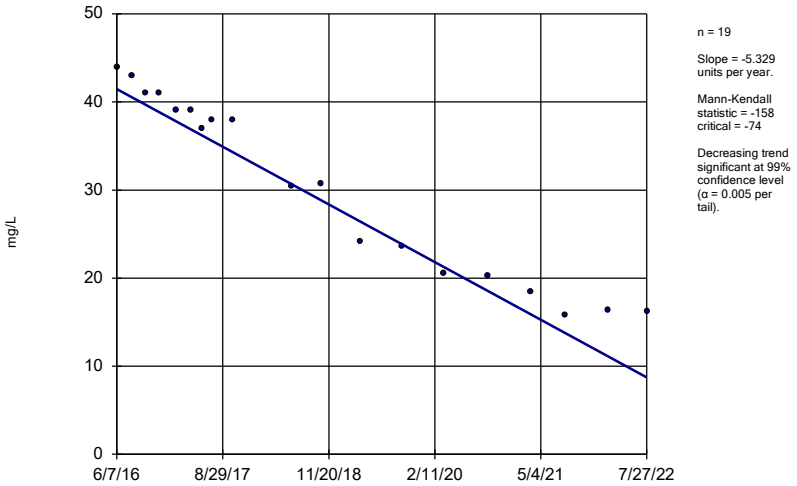

n = 19

Slope = -5.329 units per year.

Mann-Kendall statistic = -158 critical = -74

Decreasing trend significant at 99% confidence level (α = 0.005 per tail).

Constituent: Chloride Analysis Run 11/15/2022 7:56 PM View: Appendix III - Trend Test

Plant Bowen Client: Southern Company Data: Bowen AP-1

Sanitas™ v.9.6.35 . UG

Sen's Slope Estimator

BGWC-14A

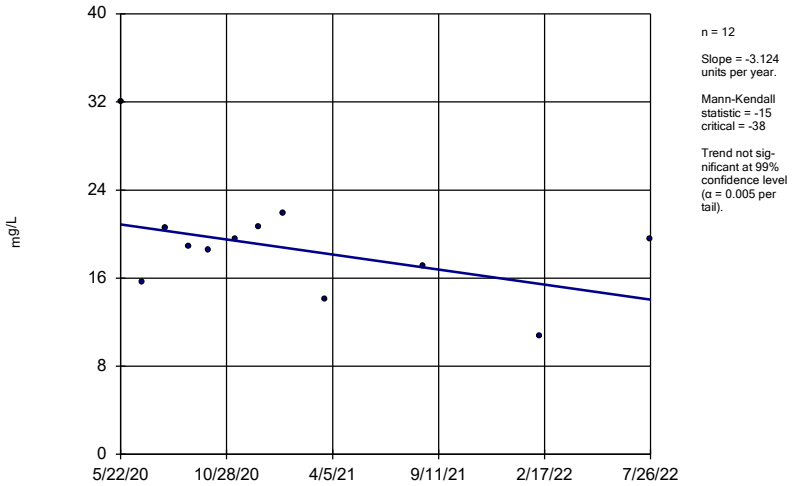

n = 12

Slope = -3.124 units per year.

Mann-Kendall statistic = -15 critical = -38

Trend not significant at 99% confidence level (α = 0.005 per tail).

Constituent: Chloride Analysis Run 11/15/2022 7:56 PM View: Appendix III - Trend Test

Plant Bowen Client: Southern Company Data: Bowen AP-1

Sanitas™ v.9.6.35 . UG

Sen's Slope Estimator

BGWC-16

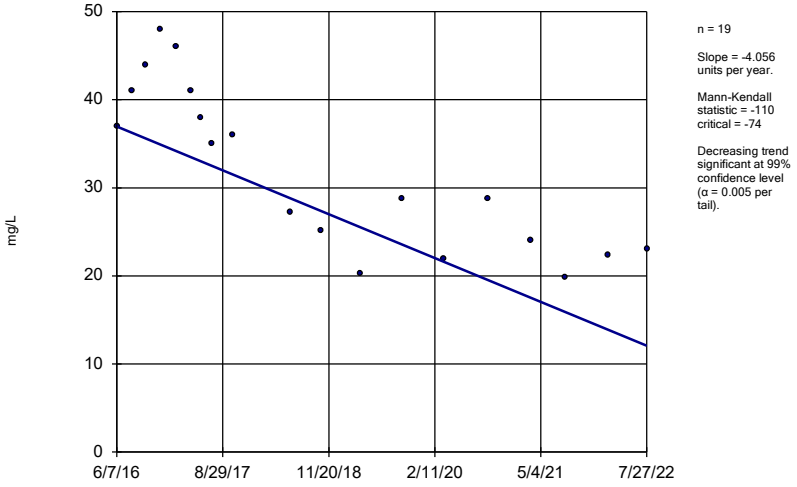

n = 19

Slope = -4.056 units per year.

Mann-Kendall statistic = -110 critical = -74

Decreasing trend significant at 99% confidence level (α = 0.005 per tail).

Constituent: Chloride Analysis Run 11/15/2022 7:56 PM View: Appendix III - Trend Test

Plant Bowen Client: Southern Company Data: Bowen AP-1

Sanitas™ v.9.6.35 . UG

Sen's Slope Estimator

BGWC-17

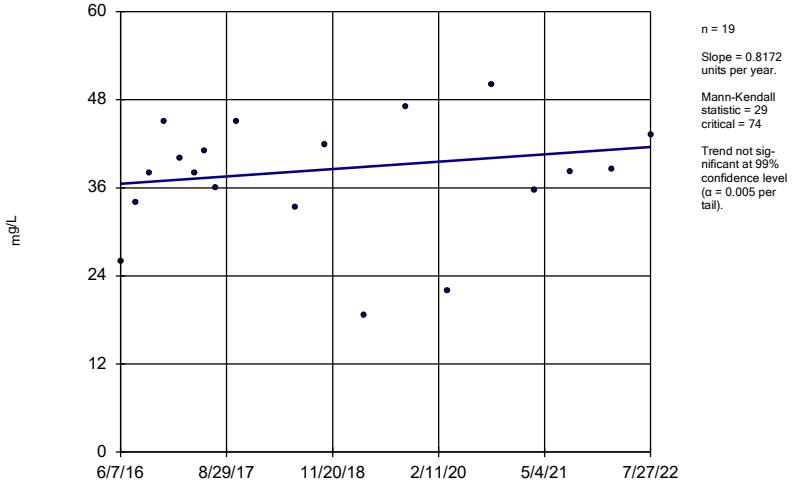

n = 19

Slope = 0.8172 units per year.

Mann-Kendall statistic = 29 critical = 74

Trend not significant at 99% confidence level (α = 0.005 per tail).

Constituent: Chloride Analysis Run 11/15/2022 7:56 PM View: Appendix III - Trend Test

Plant Bowen Client: Southern Company Data: Bowen AP-1

Sanitas™ v.9.6.35 . UG

Sen's Slope Estimator

BGWC-18

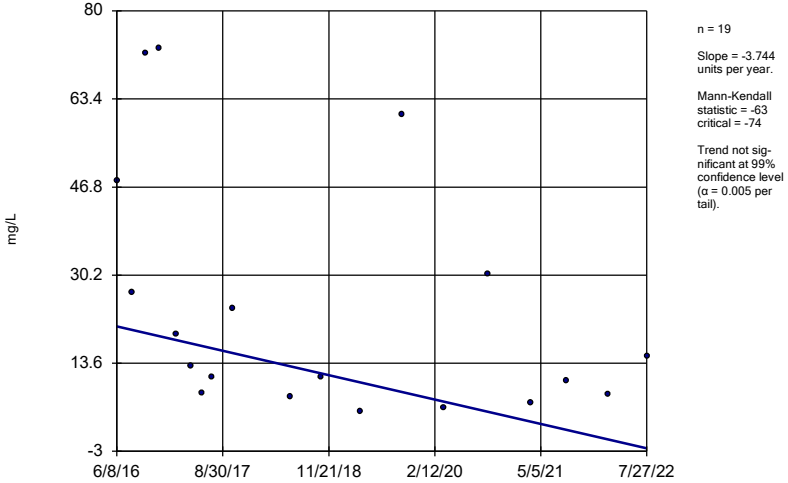

n = 19

Slope = -3.744 units per year.

Mann-Kendall statistic = -63 critical = -74

Trend not significant at 99% confidence level (α = 0.005 per tail).

Constituent: Chloride Analysis Run 11/15/2022 7:56 PM View: Appendix III - Trend Test

Plant Bowen Client: Southern Company Data: Bowen AP-1

Sanitas™ v.9.6.35 . UG

Sen's Slope Estimator

BGWC-20

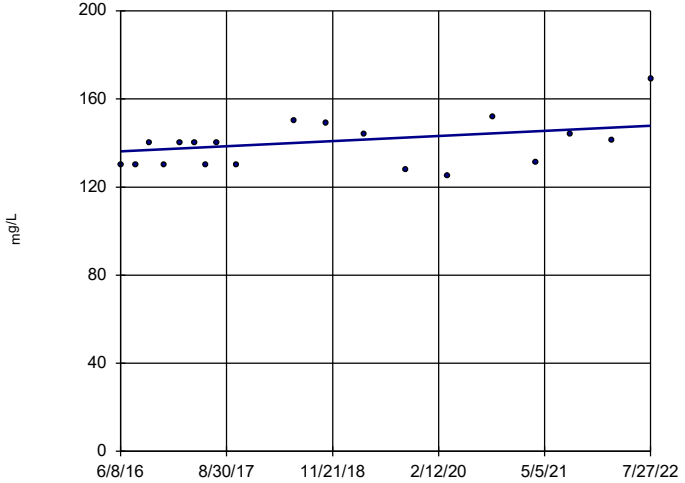

n = 19

Slope = 1.884 units per year.

Mann-Kendall statistic = 50 critical = 74

Trend not significant at 99% confidence level (α = 0.005 per tail).

Constituent: Chloride Analysis Run 11/15/2022 7:56 PM View: Appendix III - Trend Test

Plant Bowen Client: Southern Company Data: Bowen AP-1

Sanitas™ v.9.6.35 . UG

Sen's Slope Estimator

BGWC-22

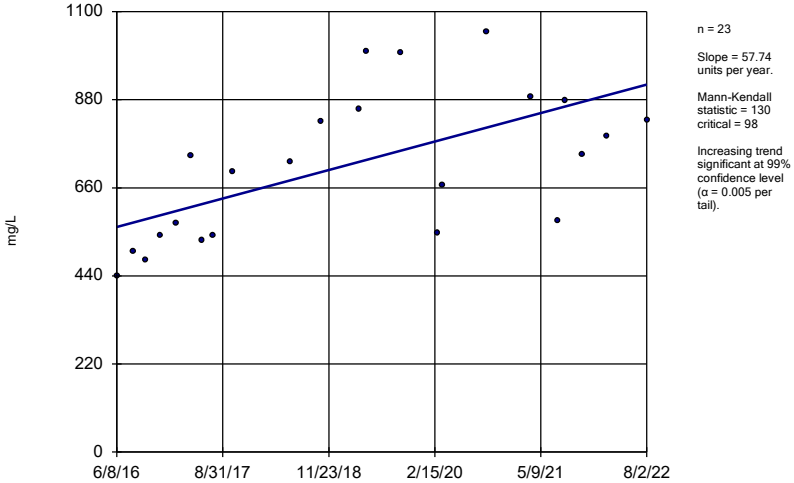

n = 23

Slope = 57.74 units per year.

Mann-Kendall statistic = 130 critical = 98

Increasing trend significant at 99% confidence level (α = 0.005 per tail).

Constituent: Chloride Analysis Run 11/15/2022 7:56 PM View: Appendix III - Trend Test

Plant Bowen Client: Southern Company Data: Bowen AP-1

Sanitas™ v.9.6.35 . UG

Sen's Slope Estimator

BGWC-23

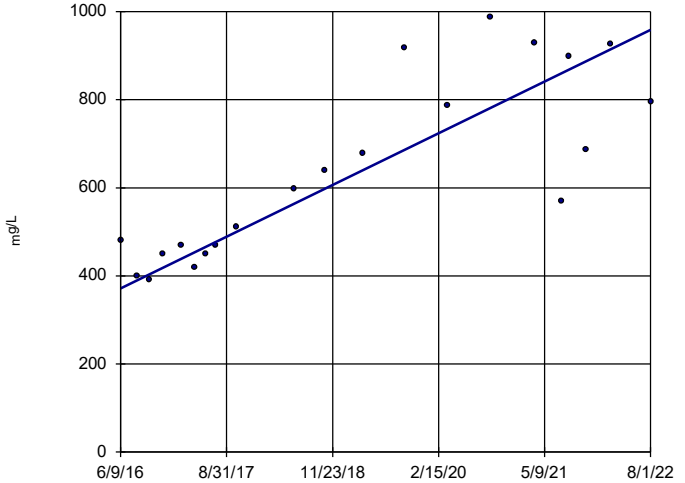

n = 21

Slope = 95.49 units per year.

Mann-Kendall statistic = 138 critical = 87

Increasing trend significant at 99% confidence level (α = 0.005 per tail).

Constituent: Chloride Analysis Run 11/15/2022 7:56 PM View: Appendix III - Trend Test

Plant Bowen Client: Southern Company Data: Bowen AP-1

Sanitas™ v.9.6.35 . UG

Sen's Slope Estimator

BGWC-24

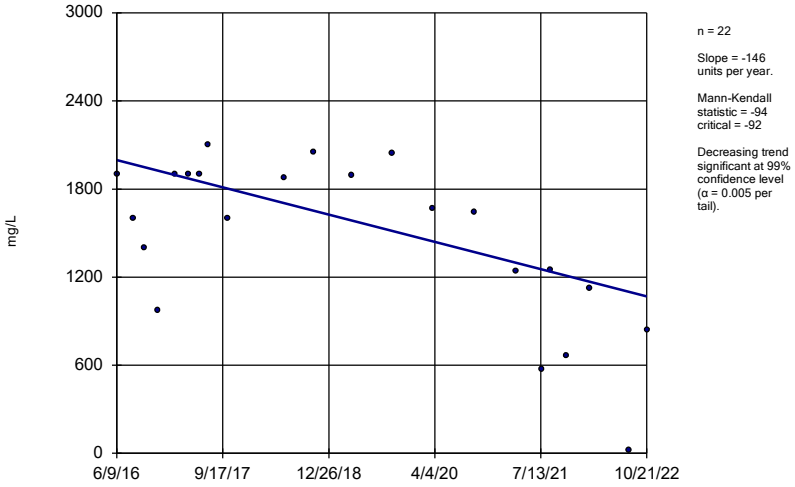

n = 22

Slope = -146 units per year.

Mann-Kendall statistic = -94 critical = -92

Decreasing trend significant at 99% confidence level (α = 0.005 per tail).

Constituent: Chloride Analysis Run 11/15/2022 7:56 PM View: Appendix III - Trend Test

Plant Bowen Client: Southern Company Data: Bowen AP-1

Sanitas™ v.9.6.35 . UG

Sen's Slope Estimator

BGWC-30

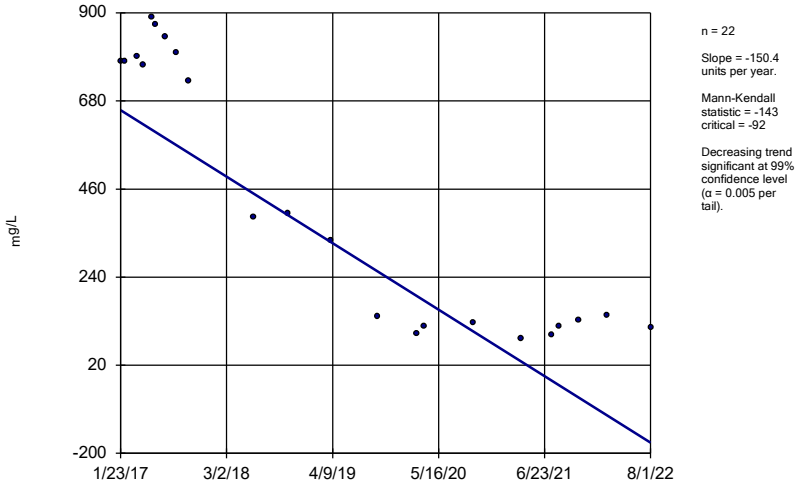

n = 22

Slope = -150.4 units per year.

Mann-Kendall statistic = -143 critical = -92

Decreasing trend significant at 99% confidence level (α = 0.005 per tail).

Constituent: Chloride Analysis Run 11/15/2022 7:56 PM View: Appendix III - Trend Test

Plant Bowen Client: Southern Company Data: Bowen AP-1

Sanitas™ v.9.6.35 . UG

Sen's Slope Estimator

BGWC-9

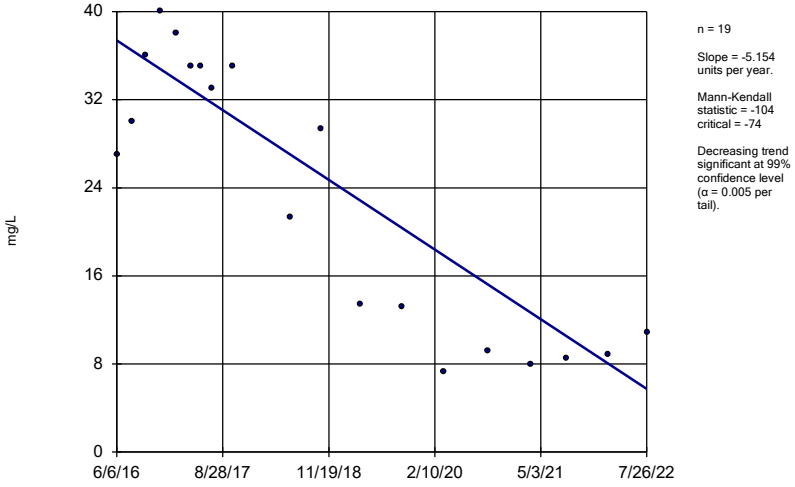

n = 19

Slope = -5.154 units per year.

Mann-Kendall statistic = -104 critical = -74

Decreasing trend significant at 99% confidence level (α = 0.005 per tail).

Constituent: Chloride Analysis Run 11/15/2022 7:56 PM View: Appendix III - Trend Test

Plant Bowen Client: Southern Company Data: Bowen AP-1

Sanitas™ v.9.6.35 . UG

Sen's Slope Estimator

BGWA-2 (bg)

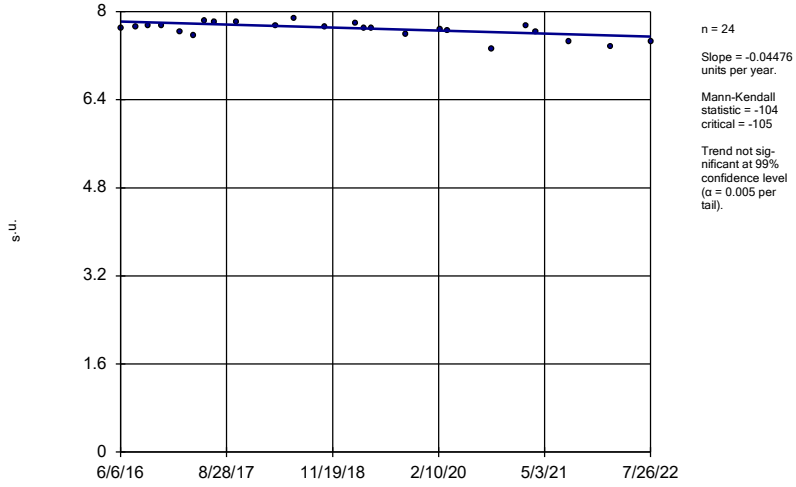

n = 24

Slope = -0.04476 units per year.

Mann-Kendall statistic = -104 critical = -105

Trend not sig-nificant at 99% confidence level (α = 0.005 per tail).

Constituent: pH Analysis Run 11/15/2022 7:56 PM View: Appendix III - Trend Test

Plant Bowen Client: Southern Company Data: Bowen AP-1

Sanitas™ v.9.6.35 . UG

Sen's Slope Estimator

BGWA-29 (bg)

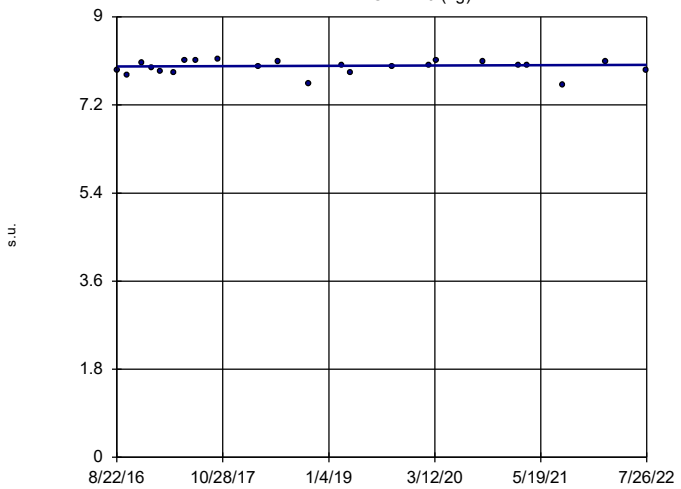

n = 23

Slope = 0.005772 units per year.

Mann-Kendall statistic = 17
critical = 98

Trend not significant at 99% confidence level (α = 0.005 per tail).

Constituent: pH Analysis Run 11/15/2022 7:56 PM View: Appendix III - Trend Test
Plant Bowen Client: Southern Company Data: Bowen AP-1

Sanitas™ v.9.6.35 . UG

Sen's Slope Estimator

BGWA-33 (bg)

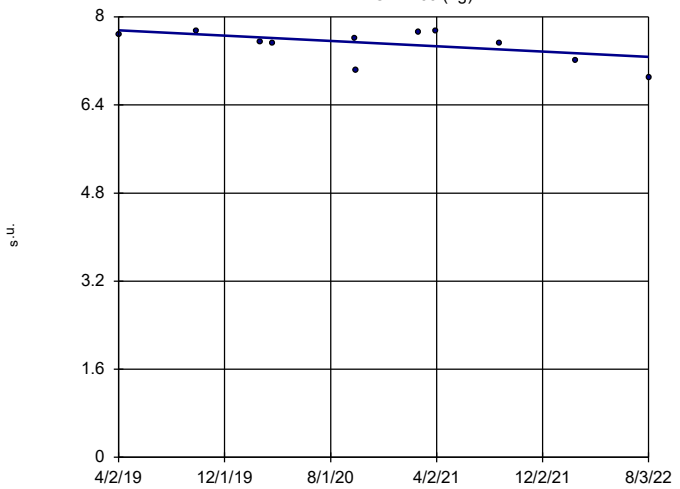

n = 11

Slope = -0.1448 units per year.

Mann-Kendall statistic = -22
critical = -34

Trend not significant at 99% confidence level (α = 0.005 per tail).

Constituent: pH Analysis Run 11/15/2022 7:56 PM View: Appendix III - Trend Test
Plant Bowen Client: Southern Company Data: Bowen AP-1

Sanitas™ v.9.6.35 . UG

Sen's Slope Estimator

BGWA-47D (bg)

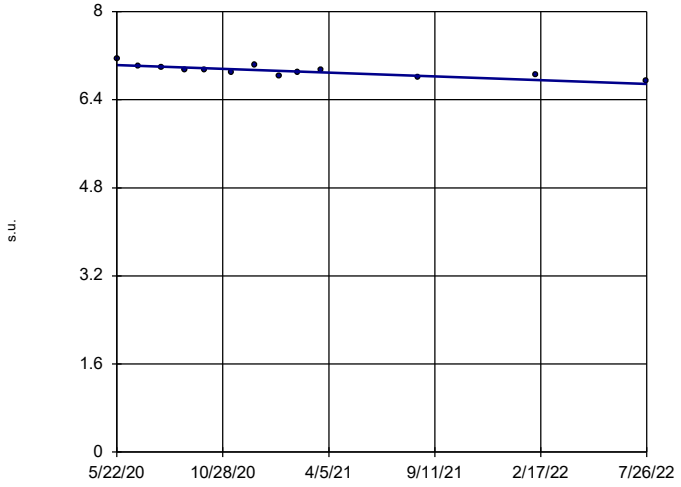

n = 13

Slope = -0.1588 units per year.

Mann-Kendall statistic = -54
critical = -43

Decreasing trend significant at 99% confidence level (α = 0.005 per tail).

Constituent: pH Analysis Run 11/15/2022 7:56 PM View: Appendix III - Trend Test
Plant Bowen Client: Southern Company Data: Bowen AP-1

Sanitas™ v.9.6.35 . UG

Sen's Slope Estimator

BGWA-48D (bg)

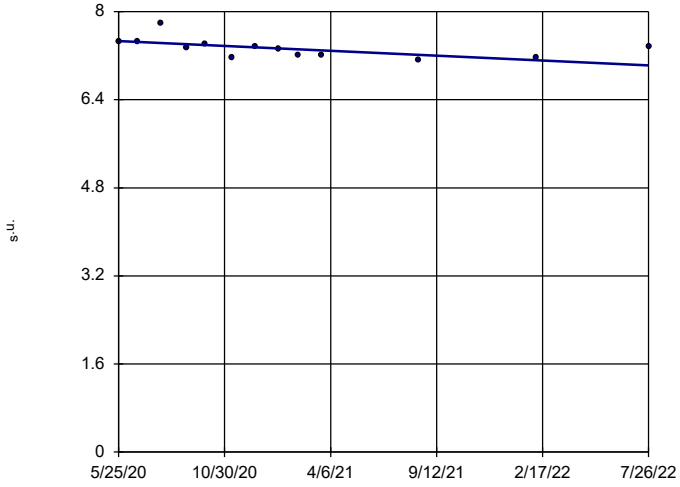

n = 13

Slope = -0.2026 units per year.

Mann-Kendall statistic = -41
critical = -43

Trend not significant at 99% confidence level (α = 0.005 per tail).

Constituent: pH Analysis Run 11/15/2022 7:56 PM View: Appendix III - Trend Test
Plant Bowen Client: Southern Company Data: Bowen AP-1

Sanitas™ v.9.6.35 . UG

Sen's Slope Estimator

BGWC-16

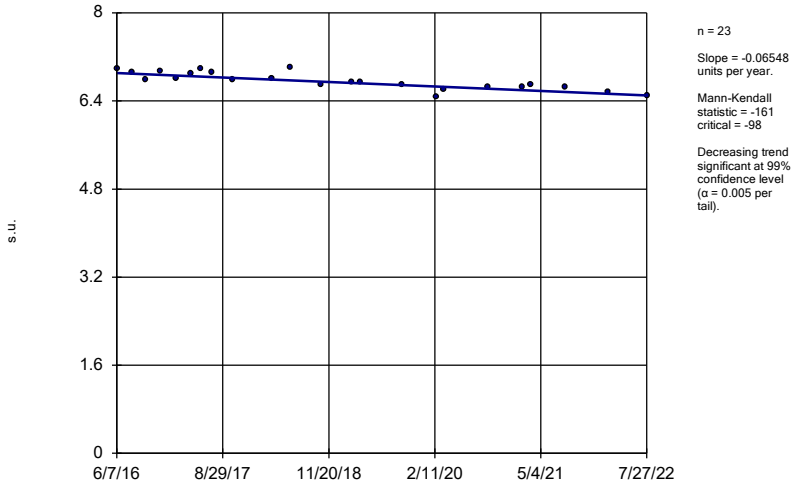

n = 23

Slope = -0.06548 units per year.

Mann-Kendall statistic = -161
critical = -98

Decreasing trend significant at 99% confidence level (α = 0.005 per tail).

Constituent: pH Analysis Run 11/15/2022 7:56 PM View: Appendix III - Trend Test
Plant Bowen Client: Southern Company Data: Bowen AP-1

Sanitas™ v.9.6.35 . UG

Sen's Slope Estimator

BGWC-19

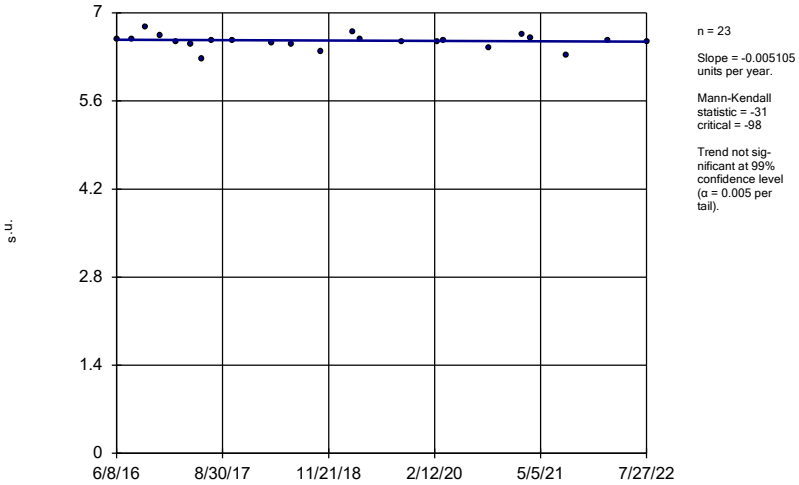

n = 23

Slope = -0.005105 units per year.

Mann-Kendall statistic = -31
critical = -98

Trend not significant at 99% confidence level (α = 0.005 per tail).

Constituent: pH Analysis Run 11/15/2022 7:56 PM View: Appendix III - Trend Test
Plant Bowen Client: Southern Company Data: Bowen AP-1

Sanitas™ v.9.6.35 . UG

Sen's Slope Estimator

BGWC-24

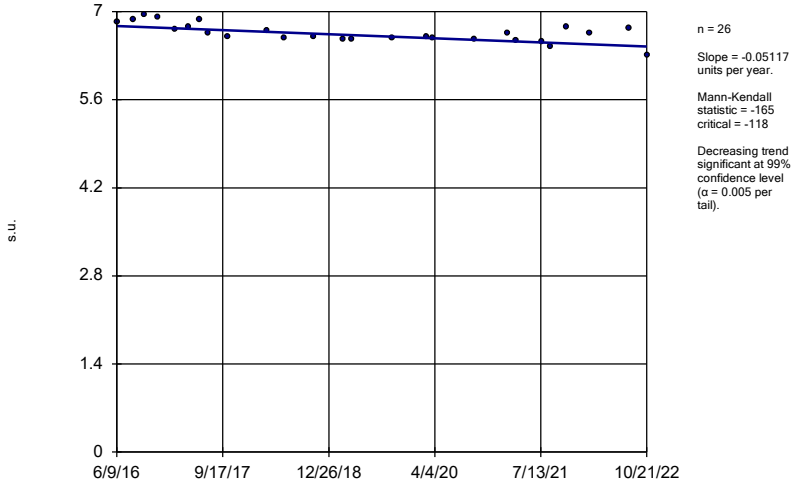

n = 26

Slope = -0.05117 units per year.

Mann-Kendall statistic = -165
critical = -118

Decreasing trend significant at 99% confidence level (α = 0.005 per tail).

Constituent: pH Analysis Run 11/15/2022 7:56 PM View: Appendix III - Trend Test
Plant Bowen Client: Southern Company Data: Bowen AP-1

Sanitas™ v.9.6.35 . UG

Sen's Slope Estimator

BGWA-2 (bg)

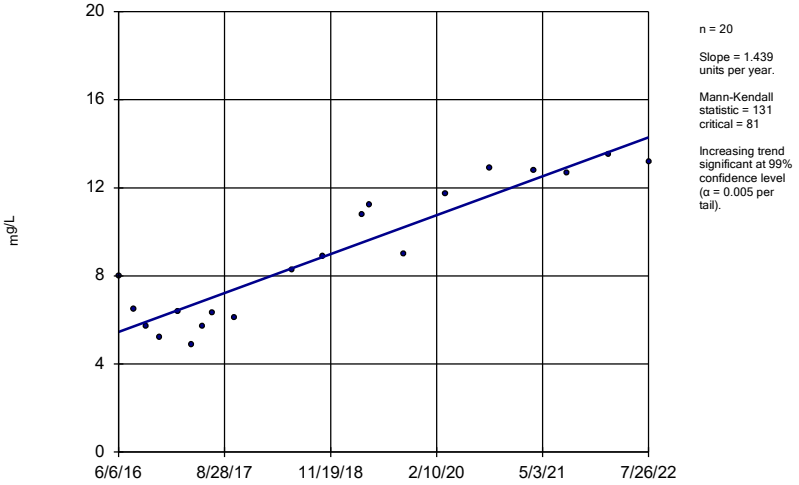

n = 20

Slope = 1.439 units per year.

Mann-Kendall statistic = 131
critical = 81

Increasing trend significant at 99% confidence level (α = 0.005 per tail).

Constituent: Sulfate Analysis Run 11/15/2022 7:56 PM View: Appendix III - Trend Test
Plant Bowen Client: Southern Company Data: Bowen AP-1

Sanitas™ v.9.6.35 . UG

Sen's Slope Estimator

BGWA-29 (bg)

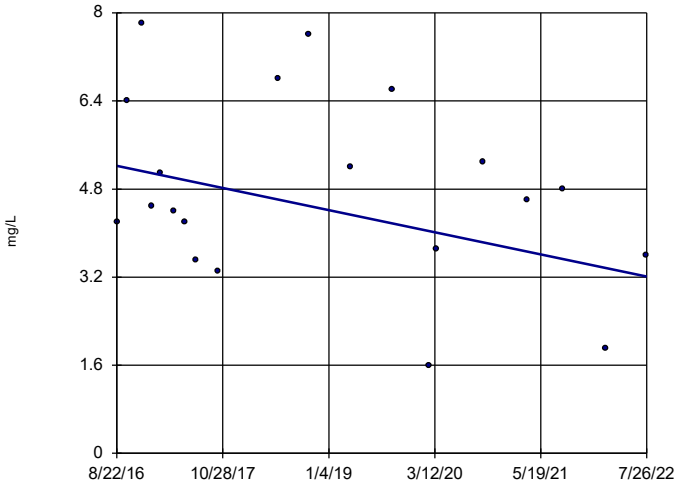

n = 20

Slope = -0.3385 units per year.

Mann-Kendall statistic = -39
critical = -81

Trend not significant at 99% confidence level (α = 0.005 per tail).

Constituent: Sulfate Analysis Run 11/15/2022 7:56 PM View: Appendix III - Trend Test
Plant Bowen Client: Southern Company Data: Bowen AP-1

Sanitas™ v.9.6.35 . UG

Sen's Slope Estimator

BGWA-33 (bg)

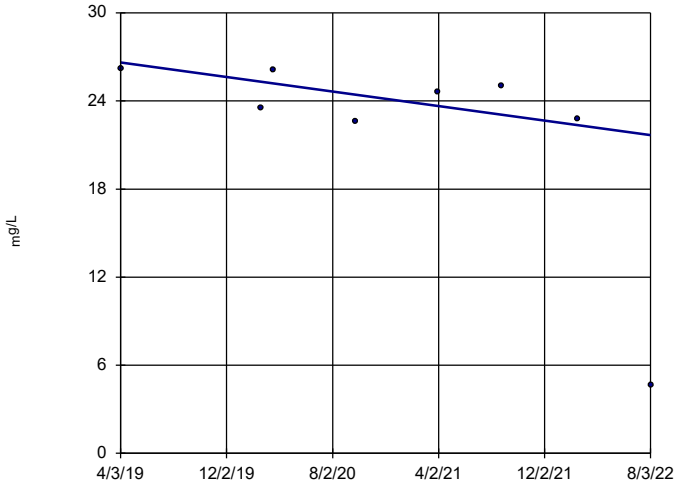

n = 8

Slope = -1.483 units per year.

Mann-Kendall statistic = -14
critical = -21

Trend not significant at 99% confidence level (α = 0.005 per tail).

Constituent: Sulfate Analysis Run 11/15/2022 7:56 PM View: Appendix III - Trend Test
Plant Bowen Client: Southern Company Data: Bowen AP-1

Sanitas™ v.9.6.35 . UG

Sen's Slope Estimator

BGWA-47D (bg)

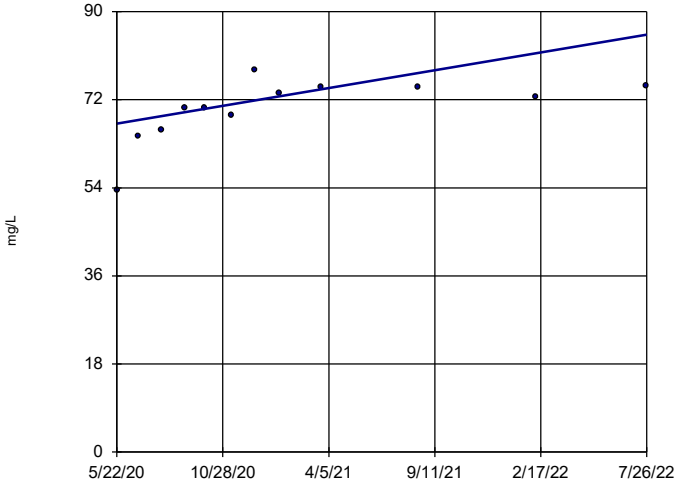

n = 12

Slope = 8.354 units per year.

Mann-Kendall statistic = 44
critical = 38

Increasing trend significant at 99% confidence level (α = 0.005 per tail).

Constituent: Sulfate Analysis Run 11/15/2022 7:56 PM View: Appendix III - Trend Test
Plant Bowen Client: Southern Company Data: Bowen AP-1

Sanitas™ v.9.6.35 . UG

Sen's Slope Estimator

BGWA-48D (bg)

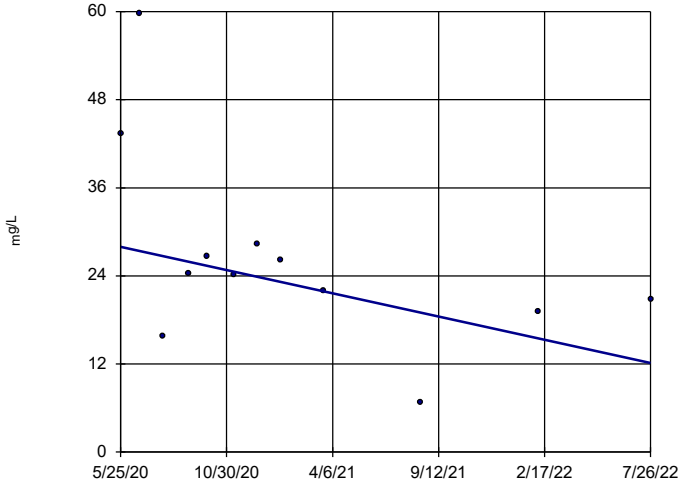

n = 12

Slope = -7.306 units per year.

Mann-Kendall statistic = -30
critical = -38

Trend not significant at 99% confidence level (α = 0.005 per tail).

Constituent: Sulfate Analysis Run 11/15/2022 7:56 PM View: Appendix III - Trend Test
Plant Bowen Client: Southern Company Data: Bowen AP-1

Sanitas™ v.9.6.35 . UG

Sen's Slope Estimator

BGWC-10

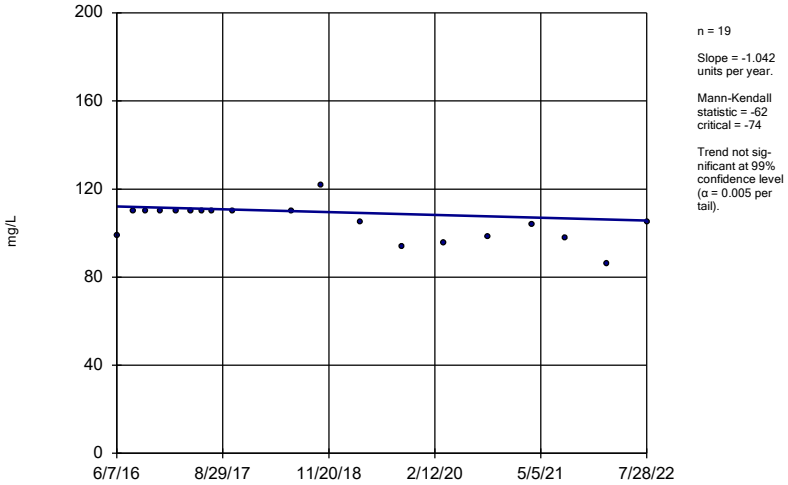

n = 19

Slope = -1.042 units per year.

Mann-Kendall statistic = -62 critical = -74

Trend not significant at 99% confidence level (α = 0.005 per tail).

Constituent: Sulfate Analysis Run 11/15/2022 7:56 PM View: Appendix III - Trend Test

Plant Bowen Client: Southern Company Data: Bowen AP-1

Sanitas™ v.9.6.35 . UG

Sen's Slope Estimator

BGWC-12

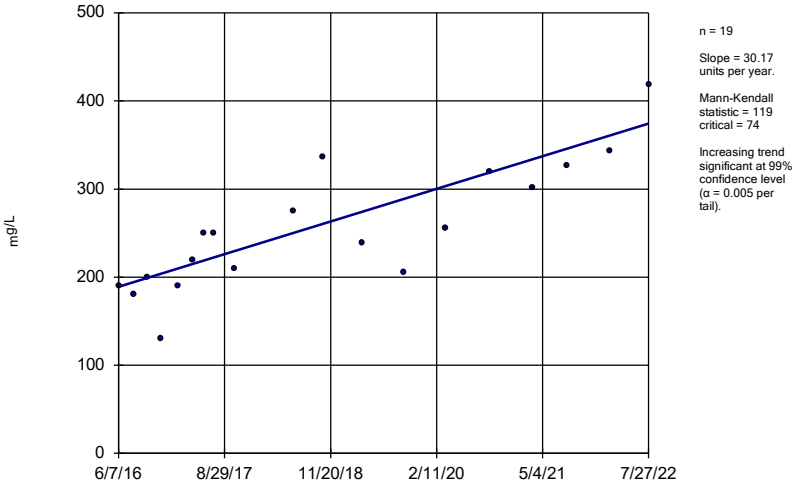

n = 19

Slope = 30.17 units per year.

Mann-Kendall statistic = 119 critical = 74

Increasing trend significant at 99% confidence level (α = 0.005 per tail).

Constituent: Sulfate Analysis Run 11/15/2022 7:56 PM View: Appendix III - Trend Test

Plant Bowen Client: Southern Company Data: Bowen AP-1

Sanitas™ v.9.6.35 . UG

Sen's Slope Estimator

BGWC-14A

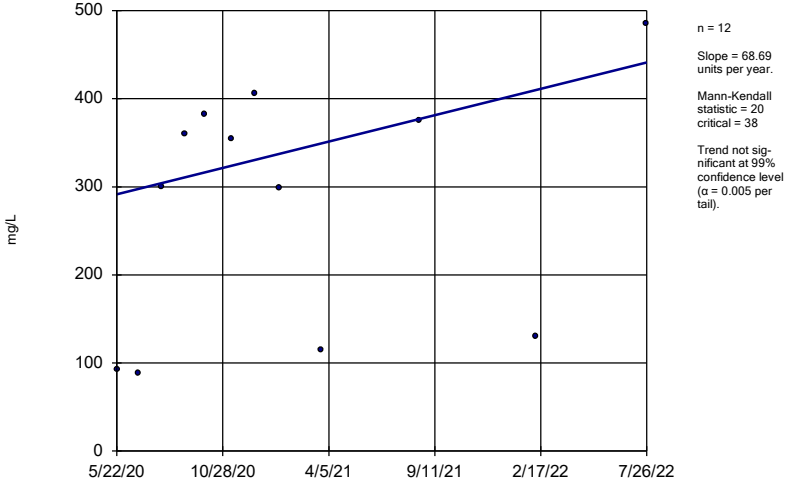

n = 12

Slope = 68.69 units per year.

Mann-Kendall statistic = 20 critical = 38

Trend not significant at 99% confidence level (α = 0.005 per tail).

Constituent: Sulfate Analysis Run 11/15/2022 7:56 PM View: Appendix III - Trend Test

Plant Bowen Client: Southern Company Data: Bowen AP-1

Sanitas™ v.9.6.35 . UG

Sen's Slope Estimator

BGWC-16

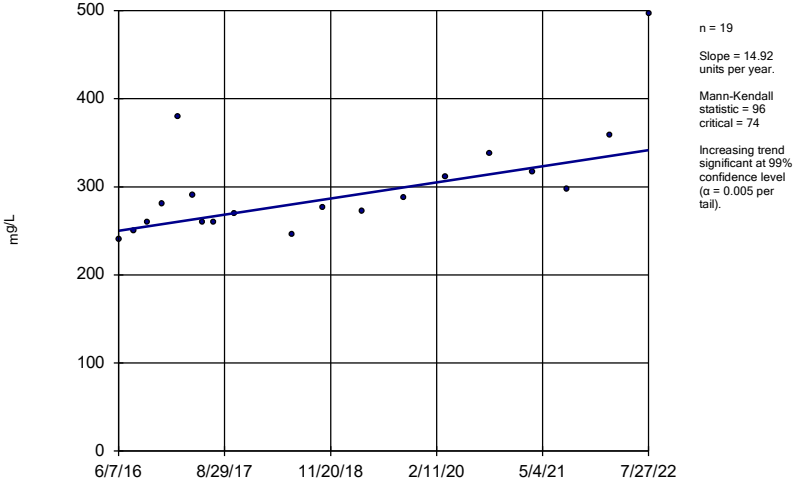

n = 19

Slope = 14.92 units per year.

Mann-Kendall statistic = 96 critical = 74

Increasing trend significant at 99% confidence level (α = 0.005 per tail).

Constituent: Sulfate Analysis Run 11/15/2022 7:56 PM View: Appendix III - Trend Test

Plant Bowen Client: Southern Company Data: Bowen AP-1

Sanitas™ v.9.6.35 . UG

Sen's Slope Estimator

BGWC-17

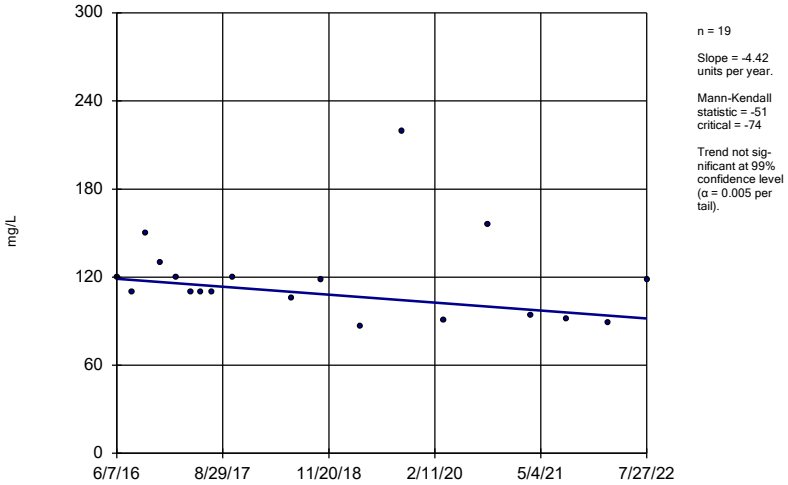

n = 19

Slope = -4.42 units per year.

Mann-Kendall statistic = -51 critical = -74

Trend not significant at 99% confidence level (α = 0.005 per tail).

Constituent: Sulfate Analysis Run 11/15/2022 7:56 PM View: Appendix III - Trend Test

Plant Bowen Client: Southern Company Data: Bowen AP-1

Sanitas™ v.9.6.35 . UG

Sen's Slope Estimator

BGWC-19

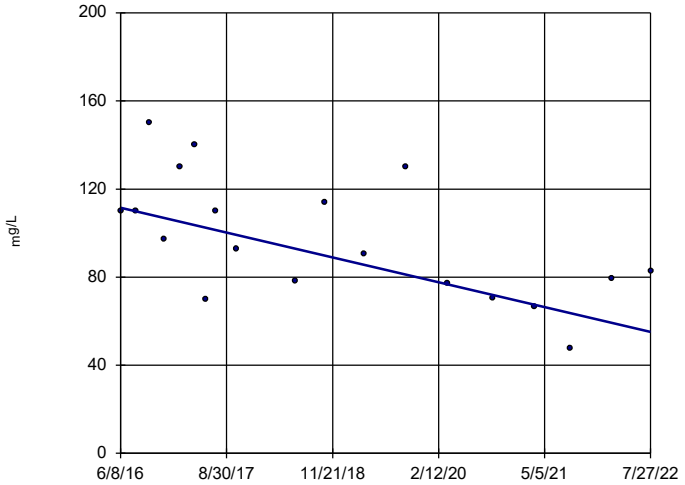

n = 19

Slope = -9.18 units per year.

Mann-Kendall statistic = -75 critical = -74

Decreasing trend significant at 99% confidence level (α = 0.005 per tail).

Constituent: Sulfate Analysis Run 11/15/2022 7:57 PM View: Appendix III - Trend Test

Plant Bowen Client: Southern Company Data: Bowen AP-1

Sanitas™ v.9.6.35 . UG

Sen's Slope Estimator

BGWC-20

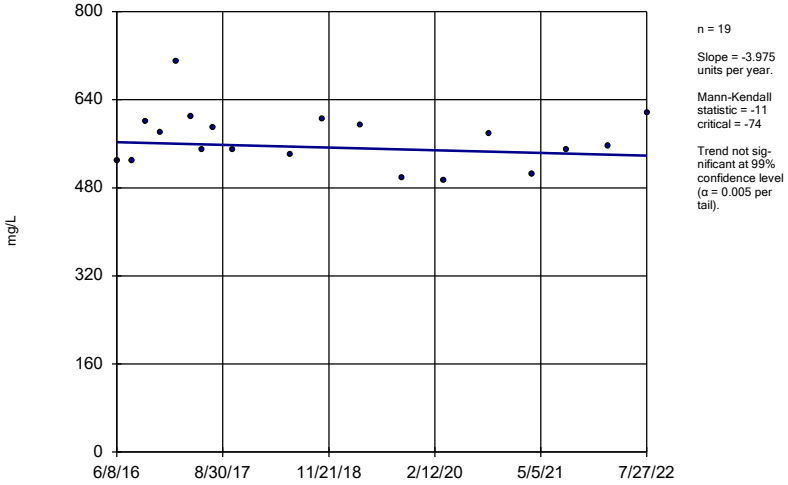

n = 19

Slope = -3.975 units per year.

Mann-Kendall statistic = -11 critical = -74

Trend not significant at 99% confidence level (α = 0.005 per tail).

Constituent: Sulfate Analysis Run 11/15/2022 7:57 PM View: Appendix III - Trend Test

Plant Bowen Client: Southern Company Data: Bowen AP-1

Sanitas™ v.9.6.35 . UG

Sen's Slope Estimator

BGWC-22

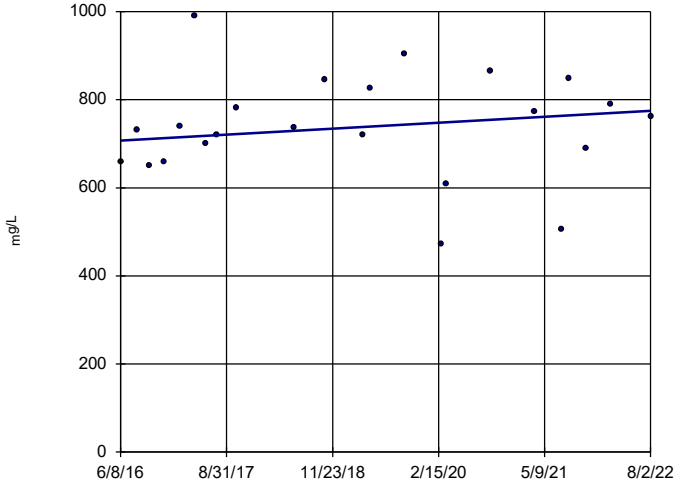

n = 23

Slope = 10.94 units per year.

Mann-Kendall statistic = 35 critical = 98

Trend not significant at 99% confidence level (α = 0.005 per tail).

Constituent: Sulfate Analysis Run 11/15/2022 7:57 PM View: Appendix III - Trend Test

Plant Bowen Client: Southern Company Data: Bowen AP-1

Sanitas™ v.9.6.35 . UG

Sen's Slope Estimator

BGWC-23

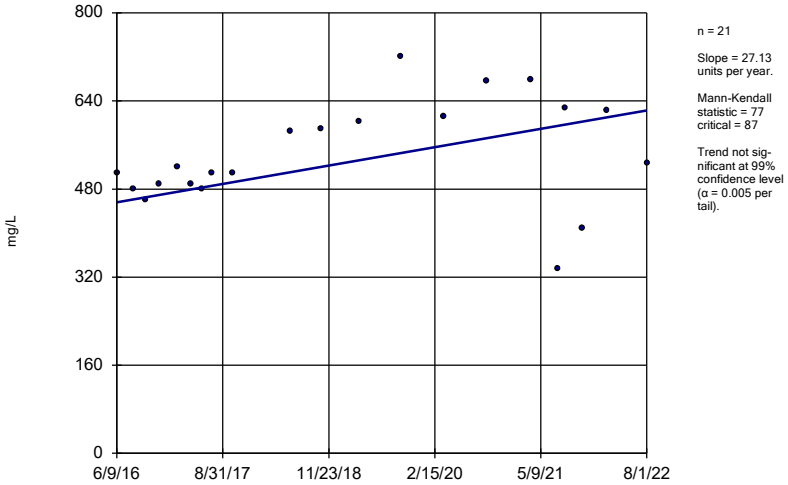

n = 21

Slope = 27.13 units per year.

Mann-Kendall statistic = 77 critical = 87

Trend not significant at 99% confidence level (α = 0.005 per tail).

Constituent: Sulfate Analysis Run 11/15/2022 7:57 PM View: Appendix III - Trend Test

Plant Bowen Client: Southern Company Data: Bowen AP-1

Sanitas™ v.9.6.35 . UG

Sen's Slope Estimator

BGWC-24

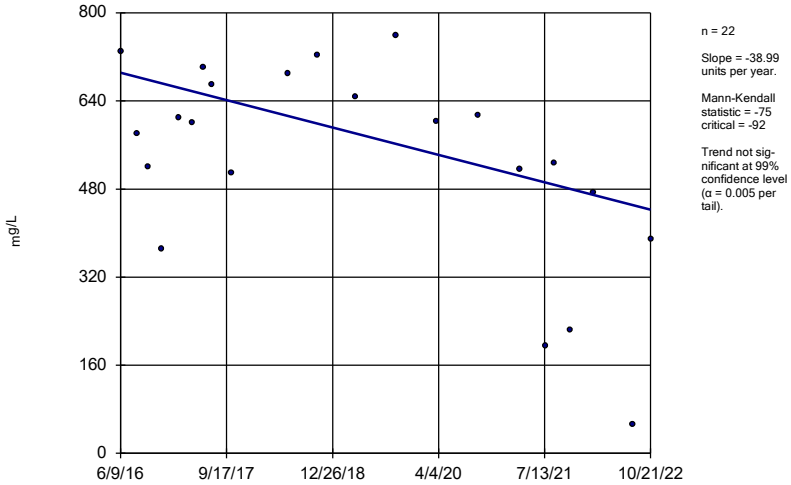

n = 22

Slope = -38.99 units per year.

Mann-Kendall statistic = -75 critical = -92

Trend not significant at 99% confidence level (α = 0.005 per tail).

Constituent: Sulfate Analysis Run 11/15/2022 7:57 PM View: Appendix III - Trend Test

Plant Bowen Client: Southern Company Data: Bowen AP-1

Sanitas™ v.9.6.35 . UG

Sen's Slope Estimator

BGWC-7

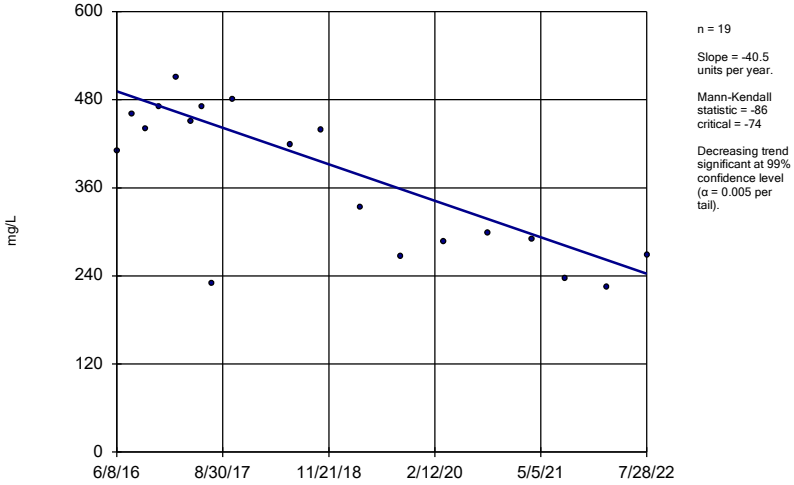

n = 19

Slope = -40.5 units per year.

Mann-Kendall statistic = -86 critical = -74

Decreasing trend significant at 99% confidence level (α = 0.005 per tail).

Constituent: Sulfate Analysis Run 11/15/2022 7:57 PM View: Appendix III - Trend Test

Plant Bowen Client: Southern Company Data: Bowen AP-1

Sanitas™ v.9.6.35 . UG

Sen's Slope Estimator

BGWC-9

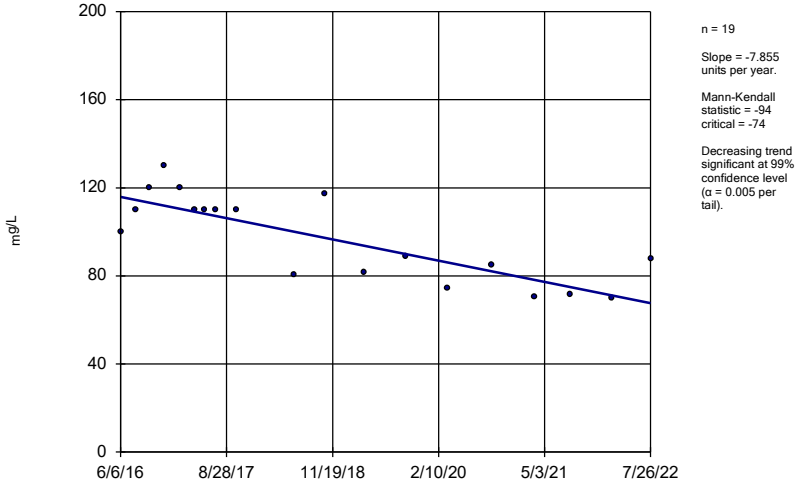

n = 19

Slope = -7.855 units per year.

Mann-Kendall statistic = -94 critical = -74

Decreasing trend significant at 99% confidence level (α = 0.005 per tail).

Constituent: Sulfate Analysis Run 11/15/2022 7:57 PM View: Appendix III - Trend Test

Plant Bowen Client: Southern Company Data: Bowen AP-1

Sanitas™ v.9.6.35 . UG

Sen's Slope Estimator

BGWA-2 (bg)

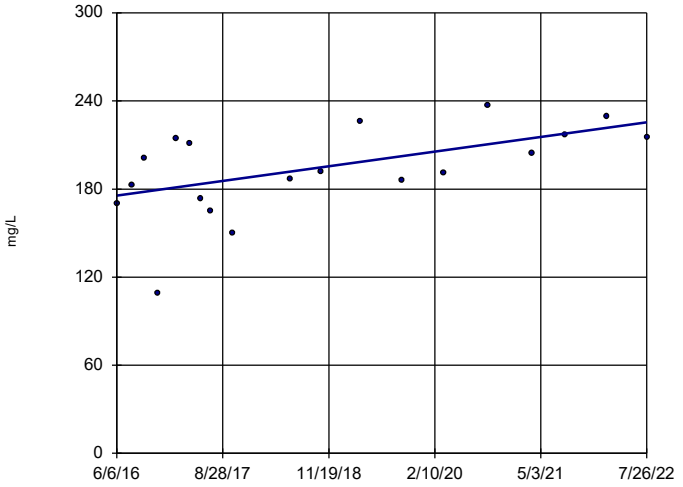

n = 19

Slope = 8.12 units per year.

Mann-Kendall statistic = 73
critical = 74

Trend not significant at 99% confidence level (α = 0.005 per tail).

Constituent: Total Dissolved Solids Analysis Run 11/15/2022 7:57 PM View: Appendix III - Trend Test
Plant Bowen Client: Southern Company Data: Bowen AP-1

Sanitas™ v.9.6.35 . UG

Sen's Slope Estimator

BGWA-29 (bg)

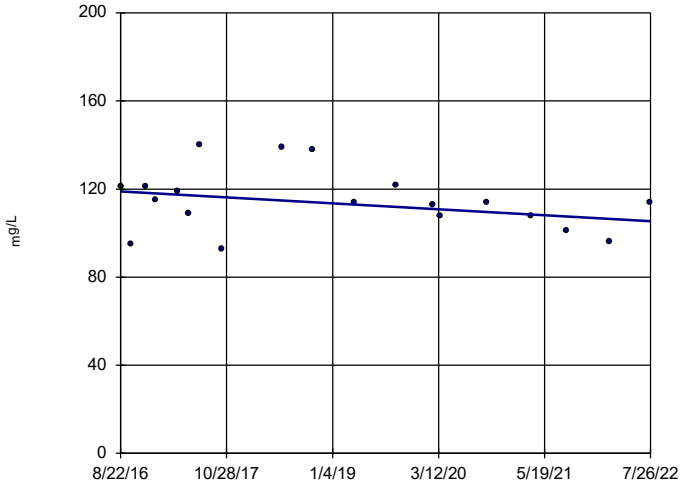

n = 19

Slope = -2.288 units per year.

Mann-Kendall statistic = -46
critical = -74

Trend not significant at 99% confidence level (α = 0.005 per tail).

Constituent: Total Dissolved Solids Analysis Run 11/15/2022 7:57 PM View: Appendix III - Trend Test
Plant Bowen Client: Southern Company Data: Bowen AP-1

Sanitas™ v.9.6.35 . UG

Sen's Slope Estimator

BGWA-33 (bg)

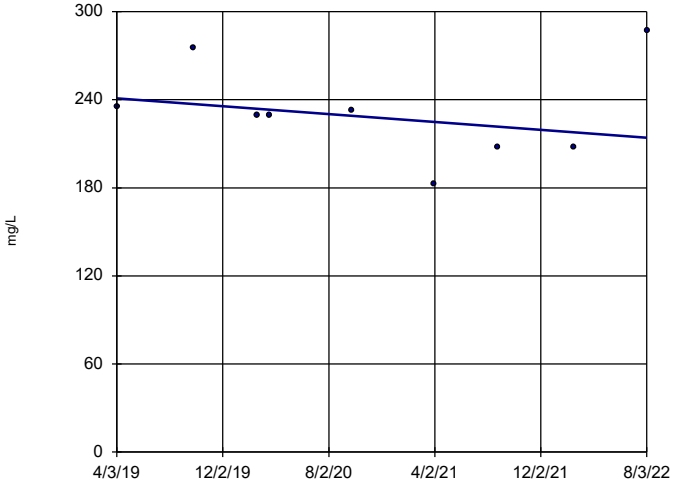

n = 9

Slope = -8.072 units per year.

Mann-Kendall statistic = -8
critical = -25

Trend not significant at 99% confidence level (α = 0.005 per tail).

Constituent: Total Dissolved Solids Analysis Run 11/15/2022 7:57 PM View: Appendix III - Trend Test
Plant Bowen Client: Southern Company Data: Bowen AP-1

Sanitas™ v.9.6.35 . UG

Sen's Slope Estimator

BGWA-47D (bg)

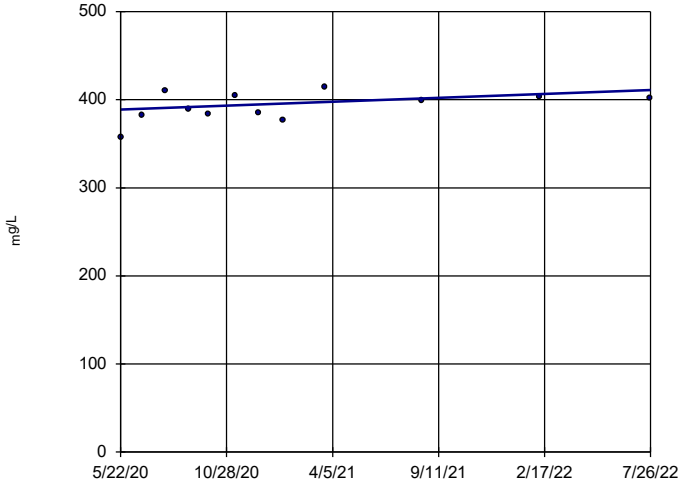

n = 12

Slope = 10.2 units per year.

Mann-Kendall statistic = 20
critical = 38

Trend not significant at 99% confidence level (α = 0.005 per tail).

Constituent: Total Dissolved Solids Analysis Run 11/15/2022 7:57 PM View: Appendix III - Trend Test
Plant Bowen Client: Southern Company Data: Bowen AP-1

Sanitas™ v.9.6.35 . UG

Sen's Slope Estimator

BGWA-48D (bg)

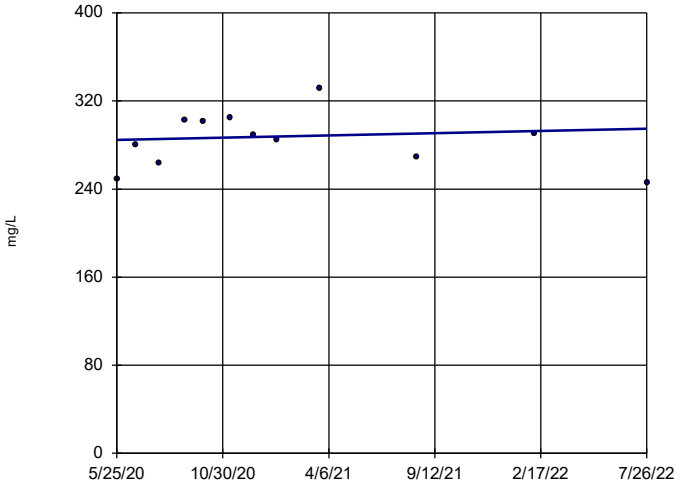

n = 12

Slope = 4.746 units per year.

Mann-Kendall statistic = 4 critical = 38

Trend not significant at 99% confidence level (α = 0.005 per tail).

Constituent: Total Dissolved Solids Analysis Run 11/15/2022 7:57 PM View: Appendix III - Trend Test

Plant Bowen Client: Southern Company Data: Bowen AP-1

Sanitas™ v.9.6.35 . UG

Sen's Slope Estimator

BGWC-12

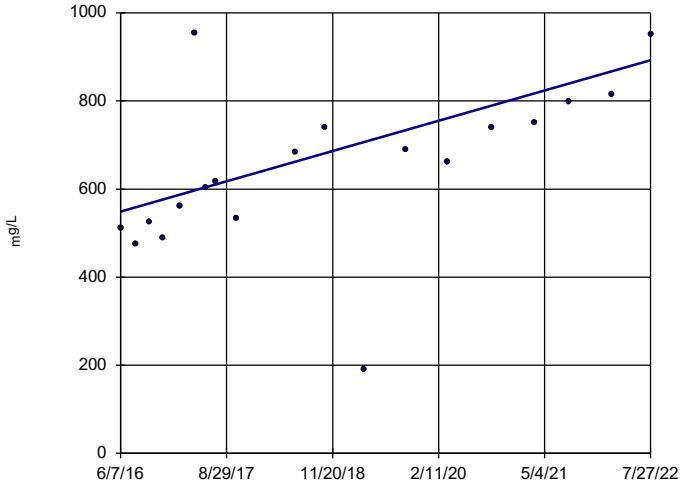

n = 19

Slope = 55.89 units per year.

Mann-Kendall statistic = 105 critical = 74

Increasing trend significant at 99% confidence level (α = 0.005 per tail).

Constituent: Total Dissolved Solids Analysis Run 11/15/2022 7:57 PM View: Appendix III - Trend Test

Plant Bowen Client: Southern Company Data: Bowen AP-1

Sanitas™ v.9.6.35 . UG

Sen's Slope Estimator

BGWC-14A

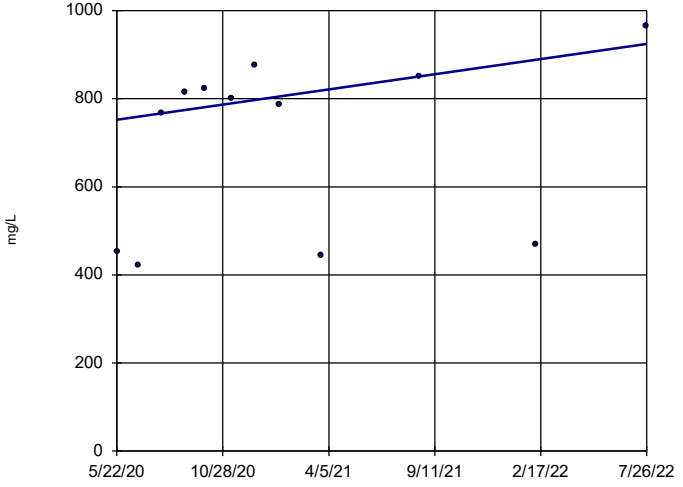

n = 12

Slope = 79.17 units per year.

Mann-Kendall statistic = 22 critical = 38

Trend not significant at 99% confidence level (α = 0.005 per tail).

Constituent: Total Dissolved Solids Analysis Run 11/15/2022 7:57 PM View: Appendix III - Trend Test

Plant Bowen Client: Southern Company Data: Bowen AP-1

Sanitas™ v.9.6.35 . UG

Sen's Slope Estimator

BGWC-16

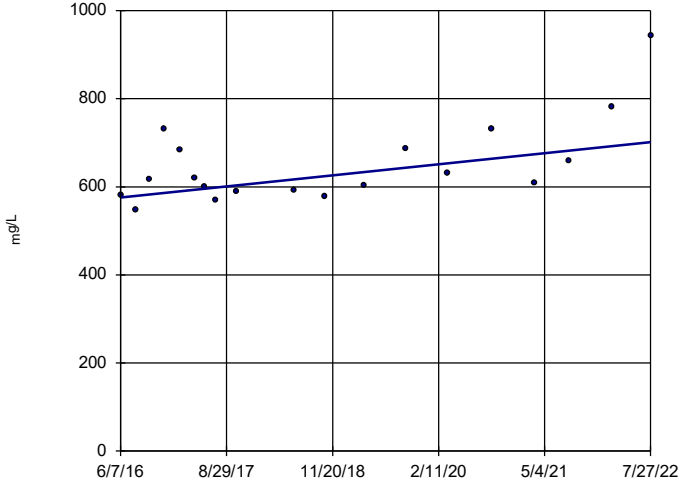

n = 19

Slope = 20.37 units per year.

Mann-Kendall statistic = 69 critical = 74

Trend not significant at 99% confidence level (α = 0.005 per tail).

Constituent: Total Dissolved Solids Analysis Run 11/15/2022 7:57 PM View: Appendix III - Trend Test

Plant Bowen Client: Southern Company Data: Bowen AP-1

Sanitas™ v.9.6.35 . UG

Sen's Slope Estimator

BGWC-20

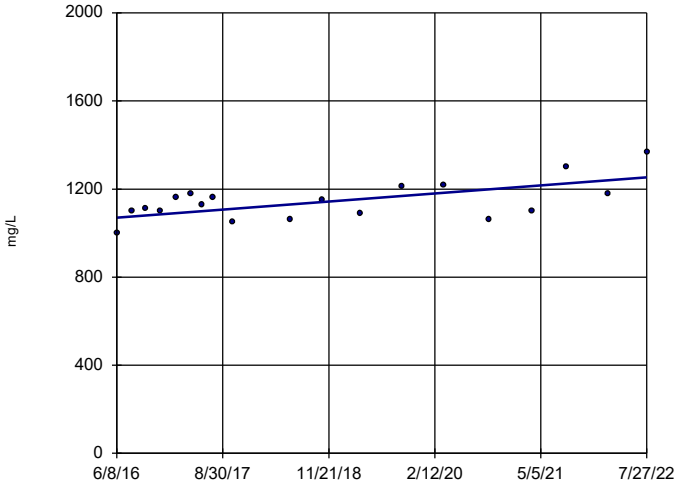

n = 19

Slope = 29.86 units per year.

Mann-Kendall statistic = 63 critical = 74

Trend not significant at 99% confidence level (α = 0.005 per tail).

Constituent: Total Dissolved Solids Analysis Run 11/15/2022 7:57 PM View: Appendix III - Trend Test

Plant Bowen Client: Southern Company Data: Bowen AP-1

Sanitas™ v.9.6.35 . UG

Sen's Slope Estimator

BGWC-22

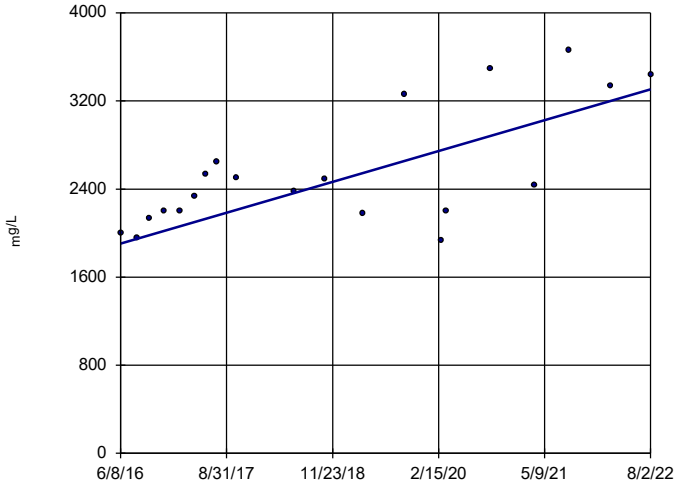

n = 20

Slope = 227.7 units per year.

Mann-Kendall statistic = 93 critical = 81

Increasing trend significant at 99% confidence level (α = 0.005 per tail).

Constituent: Total Dissolved Solids Analysis Run 11/15/2022 7:57 PM View: Appendix III - Trend Test

Plant Bowen Client: Southern Company Data: Bowen AP-1

Sanitas™ v.9.6.35 . UG

Sen's Slope Estimator

BGWC-23

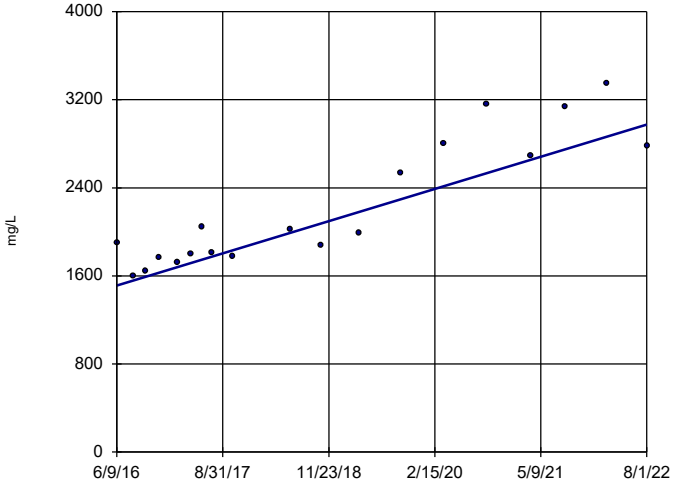

n = 19

Slope = 238.1 units per year.

Mann-Kendall statistic = 121 critical = 74

Increasing trend significant at 99% confidence level (α = 0.005 per tail).

Constituent: Total Dissolved Solids Analysis Run 11/15/2022 7:57 PM View: Appendix III - Trend Test

Plant Bowen Client: Southern Company Data: Bowen AP-1

Sanitas™ v.9.6.35 . UG

Sen's Slope Estimator

BGWC-24

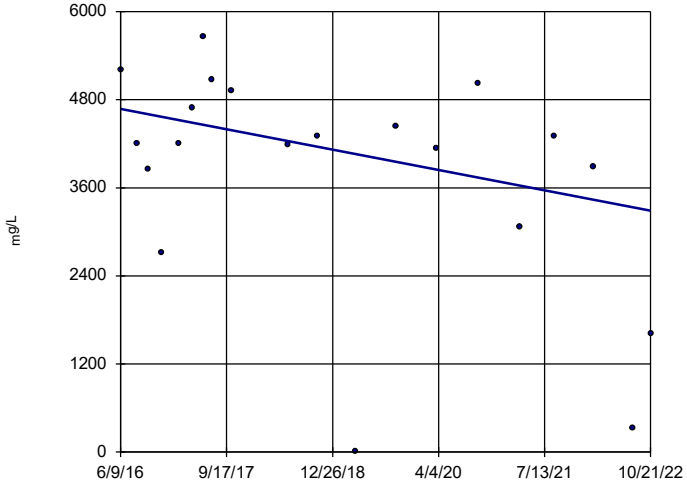

n = 20

Slope = -217.9 units per year.

Mann-Kendall statistic = -54 critical = -81

Trend not significant at 99% confidence level (α = 0.005 per tail).

Constituent: Total Dissolved Solids Analysis Run 11/15/2022 7:57 PM View: Appendix III - Trend Test

Plant Bowen Client: Southern Company Data: Bowen AP-1

Sen's Slope Estimator

BGWC-30

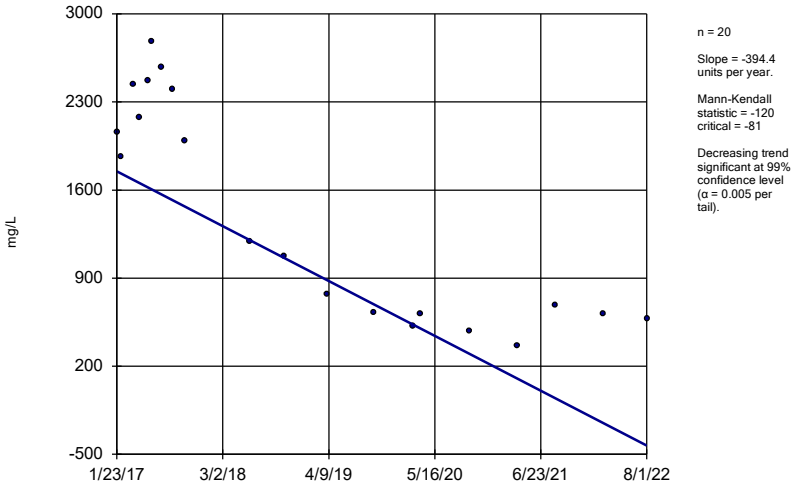

n = 20

Slope = -394.4 units per year.

Mann-Kendall statistic = -120 critical = -81

Decreasing trend significant at 99% confidence level (α = 0.005 per tail).

Constituent: Total Dissolved Solids Analysis Run 11/15/2022 7:57 PM View: Appendix III - Trend Test

Plant Bowen Client: Southern Company Data: Bowen AP-1

Sanitas™ v.9.6.35 . UG

Sen's Slope Estimator

BGWC-7

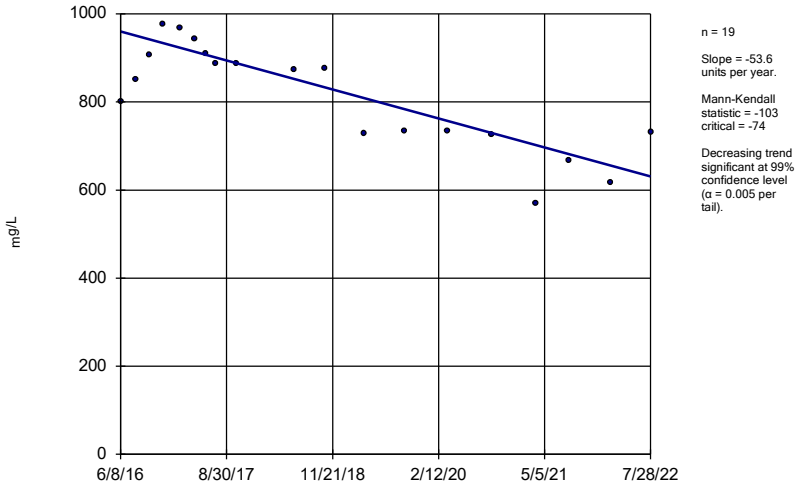

n = 19

Slope = -53.6 units per year.

Mann-Kendall statistic = -103 critical = -74

Decreasing trend significant at 99% confidence level (α = 0.005 per tail).

Constituent: Total Dissolved Solids Analysis Run 11/15/2022 7:57 PM View: Appendix III - Trend Test

Plant Bowen Client: Southern Company Data: Bowen AP-1

FIGURE F.

Upper Tolerance Limits Summary Table

Plant Bowen Client: Southern Company Data: Bowen AP-1 Printed 11/15/2022, 8:35 PM

Constituent	Upper Lim.	Lower Lim.	Date	Observ.	Sig.	Bg N	%NDs	Transform	Alpha	Method
Antimony (mg/L)	0.0042	n/a	n/a	n/a	n/a	70	57.14	n/a	0.02758	NP Inter(NDs)
Arsenic (mg/L)	0.01	n/a	n/a	n/a	n/a	80	50	n/a	0.01652	NP Inter(normality)
Barium (mg/L)	0.218	n/a	n/a	n/a	n/a	80	0	n/a	0.01652	NP Inter(normality)
Beryllium (mg/L)	0.0005	n/a	n/a	n/a	n/a	76	98.68	n/a	0.02028	NP Inter(NDs)
Cadmium (mg/L)	0.0005	n/a	n/a	n/a	n/a	80	97.5	n/a	0.01652	NP Inter(NDs)
Chromium (mg/L)	0.005	n/a	n/a	n/a	n/a	76	60.53	n/a	0.02028	NP Inter(NDs)
Cobalt (mg/L)	0.005	n/a	n/a	n/a	n/a	81	91.36	n/a	0.01569	NP Inter(NDs)
Combined Radium 226 + 228 (pCi/L)	1.665	n/a	n/a	n/a	n/a	79	0	No	0.05	Inter
Fluoride (mg/L)	0.57	n/a	n/a	n/a	n/a	83	49.4	n/a	0.01416	NP Inter(normality)
Lead (mg/L)	0.0024	n/a	n/a	n/a	n/a	76	64.47	n/a	0.02028	NP Inter(NDs)
Lithium (mg/L)	0.03	n/a	n/a	n/a	n/a	80	81.25	n/a	0.01652	NP Inter(NDs)
Mercury (mg/L)	0.00022	n/a	n/a	n/a	n/a	76	90.79	n/a	0.02028	NP Inter(NDs)
Molybdenum (mg/L)	0.034	n/a	n/a	n/a	n/a	82	53.66	n/a	0.01491	NP Inter(NDs)
Selenium (mg/L)	0.005	n/a	n/a	n/a	n/a	76	86.84	n/a	0.02028	NP Inter(NDs)
Thallium (mg/L)	0.001	n/a	n/a	n/a	n/a	80	83.75	n/a	0.01652	NP Inter(NDs)

FIGURE G.

BOWEN ASH POND 1 GWPS				
Constituent Name	**MCL**	**CCR-Rule Specified**	**Background Limit**	**GWPS**
Antimony, Total (mg/L)	0.006		0.0042	0.006
Arsenic, Total (mg/L)	0.01		0.01	0.01
Barium, Total (mg/L)	2		0.22	2
Beryllium, Total (mg/L)	0.004		0.0005	0.004
Cadmium, Total (mg/L)	0.005		0.0005	0.005
Chromium, Total (mg/L)	0.1		0.005	0.1
Cobalt, Total (mg/L)		0.006	0.005	0.006
Combined Radium, Total (pCi/L)	5		1.67	5
Fluoride, Total (mg/L)	4		0.57	4
Lead, Total (mg/L)		0.015	0.0024	0.015
Lithium, Total (mg/L)		0.04	0.03	0.04
Mercury, Total (mg/L)	0.002		0.0002	0.002
Molybdenum, Total (mg/L)		0.1	0.034	0.1
Selenium, Total (mg/L)	0.05		0.005	0.05
Thallium, Total (mg/L)	0.002		0.001	0.002

**GWPS = Groundwater Protection Standard*

**MCL = Maximum Contaminant Level*

**CCR = Coal Combustion Residuals*

FIGURE H.

Confidence Intervals - Significant Results

Plant Bowen Client: Southern Company Data: Bowen AP-1 Printed 4/18/2023, 12:41 PM

Constituent	Well	Upper Lim.	Lower Lim.	Compliance	Sig.	N	Mean	Std. Dev.	%NDs	ND Adj.	Transform	Alpha	Method
Arsenic (mg/L)	**BGWC-34D**	**0.01848**	**0.01522**	**0.01**	**Yes**	**13**	**0.01685**	**0.002193**	**0**	**None**	**No**	**0.01**	**Param.**
Cobalt (mg/L)	**BGWC-22**	**0.02671**	**0.01664**	**0.006**	**Yes**	**25**	**0.02168**	**0.01011**	**0**	**None**	**No**	**0.01**	**Param.**
Molybdenum (mg/L)	**BGWC-43D**	**0.2157**	**0.1354**	**0.1**	**Yes**	**9**	**0.1756**	**0.04157**	**0**	**None**	**No**	**0.01**	**Param.**

Confidence Intervals - All Results

Plant Bowen Client: Southern Company Data: Bowen AP-1 Printed 4/18/2023, 12:45 PM

Constituent	Well	Upper Lim.	Lower Lim.	Compliance	Sig.	N	Mean	Std. Dev.	%NDs	ND Adj.	Transform	Alpha	Method
Antimony (mg/L)	BGWC-10	0.003	0.0022	0.006	No	18	0.002822	0.0004292	83.33	None	No	0.01	NP (NDs)
Antimony (mg/L)	BGWC-14A	0.003	0.00061	0.006	No	13	0.002608	0.0009578	84.62	None	No	0.01	NP (NDs)
Antimony (mg/L)	BGWC-16	0.003	0.0004	0.006	No	18	0.002856	0.0006128	94.44	None	No	0.01	NP (NDs)
Antimony (mg/L)	BGWC-17	0.003	0.0002	0.006	No	18	0.002844	0.00066	94.44	None	No	0.01	NP (NDs)
Antimony (mg/L)	BGWC-19	0.003	0.0005	0.006	No	18	0.002861	0.0005893	94.44	None	No	0.01	NP (NDs)
Antimony (mg/L)	BGWC-20	0.003	0.0014	0.006	No	18	0.002772	0.0006807	88.89	None	No	0.01	NP (NDs)
Antimony (mg/L)	BGWC-21	0.003	0.0017	0.006	No	17	0.002829	0.0004845	88.24	None	No	0.01	NP (NDs)
Antimony (mg/L)	BGWC-22	0.003	0.0023	0.006	No	18	0.00276	0.0006713	83.33	None	No	0.01	NP (NDs)
Antimony (mg/L)	BGWC-23	0.03	0.0014	0.006	No	18	0.02046	0.0139	66.67	None	No	0.01	NP (NDs)
Antimony (mg/L)	BGWC-24	0.03	0.0032	0.006	No	18	0.02231	0.01279	72.22	None	No	0.01	NP (NDs)
Antimony (mg/L)	BGWC-25	0.003	0.0013	0.006	No	18	0.002906	0.0004007	94.44	None	No	0.01	NP (NDs)
Antimony (mg/L)	BGWC-31	0.003	0.00038	0.006	No	8	0.002673	0.0009263	87.5	None	No	0.004	NP (NDs)
Antimony (mg/L)	BGWC-32	0.003	0.00036	0.006	No	8	0.002344	0.001215	75	None	No	0.004	NP (NDs)
Antimony (mg/L)	BGWC-34D	0.003	0.00049	0.006	No	8	0.00241	0.001095	75	None	No	0.004	NP (NDs)
Antimony (mg/L)	BGWC-35D	0.003	0.00064	0.006	No	8	0.002413	0.001088	75	None	No	0.004	NP (NDs)
Antimony (mg/L)	BGWC-36D	0.003	0.00096	0.006	No	8	0.002745	0.0007212	87.5	None	No	0.004	NP (NDs)
Antimony (mg/L)	BGWC-37D	0.003	0.00041	0.006	No	8	0.002576	0.000919	75	None	No	0.004	NP (NDs)
Antimony (mg/L)	BGWC-38D	0.005625	0.0002504	0.006	No	8	0.00334	0.003358	25	Kaplan-Meier	sqrt(x)	0.01	Param.
Antimony (mg/L)	BGWC-40	0.003	0.0005	0.006	No	8	0.002688	0.0008839	87.5	None	No	0.004	NP (NDs)
Antimony (mg/L)	BGWC-41D	0.003	0.0014	0.006	No	6	0.002467	0.0008262	66.67	None	No	0.0155	NP (NDs)
Antimony (mg/L)	BGWC-42D	0.001729	0.0003839	0.006	No	6	0.001892	0.0009957	33.33	Kaplan-Meier	No	0.01	Param.
Antimony (mg/L)	BGWC-43D	0.003	0.00058	0.006	No	6	0.002248	0.001169	66.67	Kaplan-Meier	No	0.0155	NP (NDs)
Antimony (mg/L)	BGWC-44D	0.00628	0.0005142	0.006	No	6	0.003217	0.002917	16.67	Kaplan-Meier	sqrt(x)	0.01	Param.
Antimony (mg/L)	BGWC-49D	0.003	0.00039	0.006	No	4	0.002348	0.001305	75	Kaplan-Meier	No	0.0625	NP (NDs)
Antimony (mg/L)	BGWC-50D	0.003	0.0019	0.006	No	4	0.002725	0.00055	75	None	No	0.0625	NP (NDs)
Antimony (mg/L)	BGWC-51	0.003	0.0019	0.006	No	6	0.002817	0.0004491	83.33	None	No	0.0155	NP (NDs)
Antimony (mg/L)	BGWC-52	0.003	0.00053	0.006	No	6	0.002047	0.001138	50	None	No	0.0155	NP (normality)
Antimony (mg/L)	BGWC-7	0.003	0.0016	0.006	No	18	0.00255	0.0009109	77.78	None	No	0.01	NP (NDs)
Antimony (mg/L)	BGWC-8	0.003	0.00059	0.006	No	18	0.002581	0.0009657	83.33	None	No	0.01	NP (NDs)
Antimony (mg/L)	BGWC-9	0.003	0.0014	0.006	No	17	0.002461	0.001026	76.47	None	No	0.01	NP (NDs)
Arsenic (mg/L)	BGWA-6	0.005	0.0011	0.01	No	19	0.003551	0.00197	63.16	None	No	0.01	NP (NDs)
Arsenic (mg/L)	BGWC-10	0.007347	0.00569	0.01	No	22	0.006518	0.001544	0	None	No	0.01	Param.
Arsenic (mg/L)	BGWC-12	0.005	0.00085	0.01	No	22	0.002638	0.001996	36.36	None	No	0.01	NP (normality)
Arsenic (mg/L)	BGWC-14A	0.005	0.0011	0.01	No	13	0.004038	0.001601	69.23	None	No	0.01	NP (NDs)
Arsenic (mg/L)	BGWC-16	0.005	0.00074	0.01	No	22	0.003281	0.002126	59.09	None	No	0.01	NP (NDs)
Arsenic (mg/L)	BGWC-17	0.005	0.0012	0.01	No	22	0.003532	0.002006	63.64	None	No	0.01	NP (NDs)
Arsenic (mg/L)	BGWC-18	0.005	0.0013	0.01	No	22	0.003514	0.002043	63.64	None	No	0.01	NP (NDs)
Arsenic (mg/L)	BGWC-19	0.005	0.00074	0.01	No	22	0.003125	0.002135	54.55	None	No	0.01	NP (NDs)
Arsenic (mg/L)	BGWC-20	0.005	0.0015	0.01	No	22	0.002928	0.001844	40.91	None	No	0.01	NP (normality)
Arsenic (mg/L)	BGWC-21	0.005	0.00087	0.01	No	21	0.002971	0.002023	47.62	None	No	0.01	NP (normality)
Arsenic (mg/L)	BGWC-22	0.0036	0.0016	0.01	No	22	0.004632	0.00672	9.091	None	No	0.01	NP (normality)
Arsenic (mg/L)	BGWC-23	0.004004	0.001712	0.01	No	22	0.003854	0.005088	4.545	None	ln(x)	0.01	Param.
Arsenic (mg/L)	BGWC-24	0.005413	0.002903	0.01	No	23	0.0044	0.002652	13.04	None	sqrt(x)	0.01	Param.
Arsenic (mg/L)	BGWC-25	0.002976	0.002088	0.01	No	22	0.002577	0.0009045	4.545	None	sqrt(x)	0.01	Param.
Arsenic (mg/L)	BGWC-30	0.005	0.001	0.01	No	22	0.002846	0.001907	36.36	None	No	0.01	NP (normality)
Arsenic (mg/L)	BGWC-31	0.005654	0.003837	0.01	No	11	0.004745	0.00109	0	None	No	0.01	Param.
Arsenic (mg/L)	BGWC-32	0.002859	0.000915	0.01	No	11	0.002466	0.001663	18.18	Kaplan-Meier	No	0.01	Param.
Arsenic (mg/L)	**BGWC-34D**	**0.01848**	**0.01522**	**0.01**	**Yes**	**13**	**0.01685**	**0.002193**	**0**	**None**	**No**	**0.01**	**Param.**
Arsenic (mg/L)	BGWC-35D	0.003649	0.001267	0.01	No	11	0.002505	0.001576	9.091	None	sqrt(x)	0.01	Param.
Arsenic (mg/L)	BGWC-36D	0.005	0.00064	0.01	No	11	0.002883	0.002083	45.45	None	No	0.006	NP (normality)
Arsenic (mg/L)	BGWC-37D	0.03294	0.009806	0.01	No	8	0.02138	0.01091	0	None	No	0.01	Param.
Arsenic (mg/L)	BGWC-38D	0.004037	0.001288	0.01	No	8	0.002662	0.001297	12.5	None	No	0.01	Param.
Arsenic (mg/L)	BGWC-39	0.0055	0.00055	0.01	No	8	0.003956	0.001772	37.5	None	No	0.004	NP (selected)
Arsenic (mg/L)	BGWC-40	0.002874	0.0006583	0.01	No	8	0.002979	0.001892	37.5	Kaplan-Meier	No	0.01	Param.
Arsenic (mg/L)	BGWC-41D	0.005539	0.0005345	0.01	No	6	0.003037	0.001821	0	None	No	0.01	Param.

Confidence Intervals - All Results

Plant Bowen Client: Southern Company Data: Bowen AP-1 Printed 4/18/2023, 12:45 PM

Constituent	Well	Upper Lim.	Lower Lim.	Compliance	Sig.	N	Mean	Std. Dev.	%NDs	ND Adj.	Transform	Alpha	Method
Arsenic (mg/L)	BGWC-42D	0.00887	0.001063	0.01	No	6	0.004967	0.002842	0	None	No	0.01	Param.
Arsenic (mg/L)	BGWC-43D	0.005018	0.0005427	0.01	No	6	0.002465	0.001752	0	None	sqrt(x)	0.01	Param.
Arsenic (mg/L)	BGWC-44D	0.007489	0.001711	0.01	No	6	0.0046	0.002103	0	None	No	0.01	Param.
Arsenic (mg/L)	BGWC-49D	0.0076	0.0023	0.01	No	4	0.00465	0.002453	0	None	No	0.0625	NP (selected)
Arsenic (mg/L)	BGWC-50D	0.004488	0.0009123	0.01	No	4	0.0027	0.0007874	0	None	No	0.01	Param.
Arsenic (mg/L)	BGWC-51	0.006208	0.001125	0.01	No	6	0.0043	0.001826	33.33	Kaplan-Meier	No	0.01	Param.
Arsenic (mg/L)	BGWC-52	0.002738	0.0006572	0.01	No	6	0.002798	0.001835	33.33	Kaplan-Meier	No	0.01	Param.
Arsenic (mg/L)	BGWC-7	0.002772	0.001991	0.01	No	22	0.002382	0.0007274	9.091	None	No	0.01	Param.
Arsenic (mg/L)	BGWC-8	0.005	0.00065	0.01	No	22	0.002499	0.002147	40.91	None	No	0.01	NP (normality)
Arsenic (mg/L)	BGWC-9	0.002829	0.002123	0.01	No	21	0.002476	0.0006395	9.524	None	No	0.01	Param.
Barium (mg/L)	BGWA-6	0.016	0.0114	2	No	19	0.01792	0.01284	0	None	No	0.01	NP (normality)
Barium (mg/L)	BGWC-10	0.05901	0.04572	2	No	22	0.05236	0.01238	0	None	No	0.01	Param.
Barium (mg/L)	BGWC-12	0.03701	0.03057	2	No	22	0.03379	0.005999	0	None	No	0.01	Param.
Barium (mg/L)	BGWC-14A	0.04203	0.03212	2	No	13	0.03708	0.006664	0	None	No	0.01	Param.
Barium (mg/L)	BGWC-16	0.03029	0.02741	2	No	22	0.02885	0.002676	0	None	No	0.01	Param.
Barium (mg/L)	BGWC-17	0.01844	0.01568	2	No	22	0.01713	0.002654	0	None	sqrt(x)	0.01	Param.
Barium (mg/L)	BGWC-18	0.03508	0.03019	2	No	22	0.03263	0.004555	0	None	No	0.01	Param.
Barium (mg/L)	BGWC-19	0.03837	0.03172	2	No	22	0.03505	0.00619	0	None	No	0.01	Param.
Barium (mg/L)	BGWC-20	0.03403	0.03088	2	No	22	0.03245	0.002928	0	None	No	0.01	Param.
Barium (mg/L)	BGWC-21	0.04332	0.03236	2	No	21	0.03784	0.009932	0	None	No	0.01	Param.
Barium (mg/L)	BGWC-22	0.09069	0.08065	2	No	22	0.08567	0.009353	0	None	No	0.01	Param.
Barium (mg/L)	BGWC-23	0.11	0.085	2	No	22	0.0988	0.01433	0	None	No	0.01	NP (normality)
Barium (mg/L)	BGWC-24	0.1076	0.07675	2	No	23	0.09216	0.02945	0	None	No	0.01	Param.
Barium (mg/L)	BGWC-25	0.02513	0.01829	2	No	22	0.02203	0.006693	0	None	sqrt(x)	0.01	Param.
Barium (mg/L)	BGWC-30	0.191	0.074	2	No	22	0.1196	0.05938	0	None	No	0.01	NP (normality)
Barium (mg/L)	BGWC-31	0.04429	0.03486	2	No	11	0.03964	0.005971	0	None	x^(1/3)	0.01	Param.
Barium (mg/L)	BGWC-32	0.1222	0.09054	2	No	11	0.1065	0.01946	0	None	sqrt(x)	0.01	Param.
Barium (mg/L)	BGWC-34D	0.04969	0.03721	2	No	11	0.04345	0.007488	0	None	No	0.01	Param.
Barium (mg/L)	BGWC-35D	0.09933	0.0663	2	No	11	0.08282	0.01982	0	None	No	0.01	Param.
Barium (mg/L)	BGWC-36D	0.084	0.062	2	No	11	0.07264	0.01407	0	None	No	0.006	NP (normality)
Barium (mg/L)	BGWC-37D	0.12	0.087	2	No	8	0.09625	0.01078	0	None	No	0.004	NP (normality)
Barium (mg/L)	BGWC-38D	0.2032	0.09383	2	No	8	0.1485	0.05158	0	None	No	0.01	Param.
Barium (mg/L)	BGWC-39	0.08089	0.04711	2	No	8	0.064	0.01594	0	None	No	0.01	Param.
Barium (mg/L)	BGWC-40	0.05858	0.04542	2	No	8	0.052	0.006211	0	None	No	0.01	Param.
Barium (mg/L)	BGWC-41D	0.06516	0.04817	2	No	6	0.05667	0.006186	0	None	No	0.01	Param.
Barium (mg/L)	BGWC-42D	0.1381	0.06152	2	No	6	0.09983	0.02789	0	None	No	0.01	Param.
Barium (mg/L)	BGWC-43D	0.08084	0.06183	2	No	6	0.07133	0.006919	0	None	No	0.01	Param.
Barium (mg/L)	BGWC-44D	0.02602	0.01965	2	No	6	0.02283	0.002317	0	None	No	0.01	Param.
Barium (mg/L)	BGWC-49D	0.1072	0.04781	2	No	4	0.0775	0.01308	0	None	No	0.01	Param.
Barium (mg/L)	BGWC-50D	0.06629	0.01421	2	No	4	0.04025	0.01147	0	None	No	0.01	Param.
Barium (mg/L)	BGWC-51	0.06959	0.006781	2	No	6	0.03818	0.02286	0	None	No	0.01	Param.
Barium (mg/L)	BGWC-52	0.1027	0.01995	2	No	6	0.06133	0.03012	0	None	No	0.01	Param.
Barium (mg/L)	BGWC-7	0.0389	0.03301	2	No	22	0.03595	0.005493	0	None	No	0.01	Param.
Barium (mg/L)	BGWC-8	0.03052	0.02708	2	No	22	0.02808	0.00561	0	None	x^3	0.01	Param.
Barium (mg/L)	BGWC-9	0.03168	0.02743	2	No	21	0.02955	0.003848	0	None	No	0.01	Param.
Beryllium (mg/L)	BGWC-12	0.0005	0.000076	0.004	No	20	0.0004561	0.0001352	90	None	No	0.01	NP (NDs)
Beryllium (mg/L)	BGWC-16	0.003	0.00012	0.004	No	20	0.001414	0.001472	45	None	No	0.01	NP (normality)
Beryllium (mg/L)	BGWC-17	0.0005	0.000065	0.004	No	20	0.0004119	0.0001808	80	None	No	0.01	NP (NDs)
Beryllium (mg/L)	BGWC-18	0.0005	0.000076	0.004	No	20	0.000351	0.0002086	65	None	No	0.01	NP (NDs)
Beryllium (mg/L)	BGWC-19	0.003	0.00008	0.004	No	20	0.00183	0.001471	60	None	No	0.01	NP (NDs)
Beryllium (mg/L)	BGWC-22	0.003	0.00011	0.004	No	20	0.001409	0.001477	45	None	No	0.01	NP (normality)
Beryllium (mg/L)	BGWC-23	0.0005	0.000054	0.004	No	20	0.0004777	0.00009973	95	None	No	0.01	NP (NDs)
Beryllium (mg/L)	BGWC-24	0.0005	0.00017	0.004	No	21	0.0003697	0.0001744	61.9	None	No	0.01	NP (NDs)
Beryllium (mg/L)	BGWC-36D	0.0005	0.0005	0.004	No	10	0.000457	0.000136	90	None	No	0.011	NP (NDs)
Beryllium (mg/L)	BGWC-38D	0.0005	0.000054	0.004	No	8	0.0002826	0.0002326	50	None	No	0.004	NP (normality)

Confidence Intervals - All Results

Plant Bowen Client: Southern Company Data: Bowen AP-1 Printed 4/18/2023, 12:45 PM

Constituent	Well	Upper Lim.	Lower Lim.	Compliance	Sig.	N	Mean	Std. Dev.	%NDs	ND Adj.	Transform	Alpha	Method
Beryllium (mg/L)	BGWC-39	0.0005	0.000079	0.004	No	8	0.0004474	0.0001488	87.5	None	No	0.004	NP (NDs)
Beryllium (mg/L)	BGWC-51	0.0001879	0.00006138	0.004	No	6	0.0001838	0.0001626	16.67	Kaplan-Meier	sqrt(x)	0.01	Param.
Beryllium (mg/L)	BGWC-52	0.0005	0.000052	0.004	No	6	0.0004253	0.0001829	83.33	None	No	0.0155	NP (NDs)
Cadmium (mg/L)	BGWC-14A	0.0005	0.00016	0.005	No	13	0.0003208	0.0001599	38.46	None	No	0.01	NP (normality)
Cadmium (mg/L)	BGWC-16	0.001693	0.001307	0.005	No	22	0.0015	0.0003599	0	None	No	0.01	Param.
Cadmium (mg/L)	BGWC-17	0.0005	0.00015	0.005	No	22	0.0003027	0.0001739	40.91	None	No	0.01	NP (normality)
Cadmium (mg/L)	BGWC-18	0.0003808	0.0001718	0.005	No	22	0.0004251	0.0001792	50	Kaplan-Meier	No	0.01	Param.
Cadmium (mg/L)	BGWC-19	0.0005	0.0002	0.005	No	22	0.00045	0.00013	86.36	Kaplan-Meier	No	0.01	NP (NDs)
Cadmium (mg/L)	BGWC-20	0.0005	0.00008	0.005	No	22	0.0004809	0.00008954	95.45	Kaplan-Meier	No	0.01	NP (NDs)
Cadmium (mg/L)	BGWC-22	0.005	0.00033	0.005	No	22	0.00348	0.002279	68.18	None	No	0.01	NP (NDs)
Cadmium (mg/L)	BGWC-23	0.0005	0.00019	0.005	No	22	0.0004859	0.00006609	95.45	None	No	0.01	NP (NDs)
Cadmium (mg/L)	BGWC-24	0.00562	0.003048	0.005	No	23	0.004334	0.002459	0	None	No	0.01	Param.
Cadmium (mg/L)	BGWC-30	0.0005	0.0003	0.005	No	22	0.0004172	0.0001357	54.55	None	No	0.01	NP (NDs)
Cadmium (mg/L)	BGWC-38D	0.00081	0.00032	0.005	No	8	0.0005163	0.0001344	75	None	No	0.004	NP (NDs)
Cadmium (mg/L)	BGWC-39	0.0002541	0.0001271	0.005	No	8	0.0003063	0.00017	37.5	Kaplan-Meier	ln(x)	0.01	Param.
Cadmium (mg/L)	BGWC-43D	0.001505	0.00001214	0.005	No	6	0.0007583	0.0005432	0	None	No	0.01	Param.
Cadmium (mg/L)	BGWC-51	0.000601	0.0002156	0.005	No	6	0.0004783	0.0001289	33.33	Kaplan-Meier	No	0.01	Param.
Cadmium (mg/L)	BGWC-52	0.0005	0.00018	0.005	No	6	0.0003517	0.0001645	50	None	No	0.0155	NP (normality)
Chromium (mg/L)	BGWA-6	0.005	0.0044	0.1	No	18	0.004772	0.0008288	88.89	None	No	0.01	NP (NDs)
Chromium (mg/L)	BGWC-10	0.005	0.0011	0.1	No	20	0.004805	0.0008721	95	None	No	0.01	NP (NDs)
Chromium (mg/L)	BGWC-12	0.005	0.00079	0.1	No	20	0.003881	0.00199	75	None	No	0.01	NP (NDs)
Chromium (mg/L)	BGWC-14A	0.026	0.005	0.1	No	13	0.006615	0.005824	92.31	None	No	0.01	NP (NDs)
Chromium (mg/L)	BGWC-16	0.005	0.0019	0.1	No	20	0.00463	0.001154	90	None	No	0.01	NP (NDs)
Chromium (mg/L)	BGWC-17	0.005	0.00044	0.1	No	20	0.004541	0.001411	90	None	No	0.01	NP (NDs)
Chromium (mg/L)	BGWC-18	0.005	0.0011	0.1	No	20	0.00436	0.001565	85	None	No	0.01	NP (NDs)
Chromium (mg/L)	BGWC-20	0.005	0.0011	0.1	No	20	0.003721	0.001822	60	None	No	0.01	NP (NDs)
Chromium (mg/L)	BGWC-21	0.005	0.0025	0.1	No	19	0.004627	0.001171	89.47	None	No	0.01	NP (NDs)
Chromium (mg/L)	BGWC-23	0.005	0.0033	0.1	No	20	0.00414	0.00162	75	None	No	0.01	NP (NDs)
Chromium (mg/L)	BGWC-24	0.005	0.0009	0.1	No	21	0.00438	0.001556	85.71	None	No	0.01	NP (NDs)
Chromium (mg/L)	BGWC-25	0.005	0.0021	0.1	No	20	0.004855	0.0006485	95	None	No	0.01	NP (NDs)
Chromium (mg/L)	BGWC-30	0.005	0.00082	0.1	No	20	0.002315	0.002035	35	None	No	0.01	NP (normality)
Chromium (mg/L)	BGWC-31	0.005	0.00064	0.1	No	10	0.00373	0.00205	70	None	No	0.011	NP (NDs)
Chromium (mg/L)	BGWC-32	0.005	0.00062	0.1	No	10	0.003241	0.002137	50	None	No	0.011	NP (normality)
Chromium (mg/L)	BGWC-35D	0.005	0.00072	0.1	No	10	0.003749	0.002017	70	None	No	0.011	NP (NDs)
Chromium (mg/L)	BGWC-36D	0.005	0.00057	0.1	No	10	0.003274	0.002232	60	None	No	0.011	NP (NDs)
Chromium (mg/L)	BGWC-37D	0.005	0.00068	0.1	No	8	0.00392	0.002	75	None	No	0.004	NP (NDs)
Chromium (mg/L)	BGWC-38D	0.005	0.00042	0.1	No	8	0.00419	0.001662	75	None	No	0.004	NP (NDs)
Chromium (mg/L)	BGWC-39	0.005	0.001	0.1	No	8	0.0045	0.001414	87.5	None	No	0.004	NP (NDs)
Chromium (mg/L)	BGWC-40	0.005	0.00043	0.1	No	8	0.002342	0.002209	37.5	None	No	0.004	NP (normality)
Chromium (mg/L)	BGWC-41D	0.005	0.00068	0.1	No	6	0.00428	0.001764	83.33	None	No	0.0155	NP (NDs)
Chromium (mg/L)	BGWC-42D	0.005	0.00062	0.1	No	6	0.00362	0.002143	66.67	None	No	0.0155	NP (NDs)
Chromium (mg/L)	BGWC-43D	0.005	0.0024	0.1	No	6	0.004567	0.001061	83.33	None	No	0.0155	NP (NDs)
Chromium (mg/L)	BGWC-44D	0.005	0.00093	0.1	No	6	0.003645	0.002099	66.67	None	No	0.0155	NP (NDs)
Chromium (mg/L)	BGWC-49D	0.005	0.00071	0.1	No	4	0.003927	0.002145	75	None	No	0.0625	NP (NDs)
Chromium (mg/L)	BGWC-51	0.005	0.0006	0.1	No	6	0.004267	0.001796	83.33	None	No	0.0155	NP (NDs)
Chromium (mg/L)	BGWC-52	0.005	0.00061	0.1	No	6	0.003652	0.0021	66.67	None	No	0.0155	NP (NDs)
Chromium (mg/L)	BGWC-7	0.005	0.00095	0.1	No	20	0.004355	0.001576	85	None	No	0.01	NP (NDs)
Chromium (mg/L)	BGWC-8	0.005	0.0011	0.1	No	20	0.00542	0.01367	25	None	No	0.01	NP (normality)
Chromium (mg/L)	BGWC-9	0.005	0.002	0.1	No	19	0.004842	0.0006882	94.74	None	No	0.01	NP (NDs)
Cobalt (mg/L)	BGWA-6	0.005	0.0005	0.006	No	19	0.003126	0.002264	57.89	None	No	0.01	NP (NDs)
Cobalt (mg/L)	BGWC-10	0.005	0.00056	0.006	No	22	0.003551	0.002171	68.18	None	No	0.01	NP (NDs)
Cobalt (mg/L)	BGWC-12	0.005	0.00048	0.006	No	22	0.002745	0.002311	50	None	No	0.01	NP (normality)
Cobalt (mg/L)	BGWC-14A	0.002338	0.0009874	0.006	No	13	0.002785	0.001713	30.77	Kaplan-Meier	sqrt(x)	0.01	Param.
Cobalt (mg/L)	BGWC-16	0.008105	0.005468	0.006	No	22	0.006786	0.002456	4.545	None	No	0.01	Param.
Cobalt (mg/L)	BGWC-17	0.005	0.00015	0.006	No	22	0.00478	0.001034	95.45	None	No	0.01	NP (NDs)

Confidence Intervals - All Results

Plant Bowen Client: Southern Company Data: Bowen AP-1 Printed 4/18/2023, 12:45 PM

Constituent	Well	Upper Lim.	Lower Lim.	Compliance	Sig.	N	Mean	Std. Dev.	%NDs	ND Adj.	Transform	Alpha	Method
Cobalt (mg/L)	BGWC-18	0.005	0.0009	0.006	No	22	0.003992	0.001906	77.27	None	No	0.01	NP (NDs)
Cobalt (mg/L)	BGWC-19	0.005	0.000072	0.006	No	22	0.004776	0.001051	95.45	None	No	0.01	NP (NDs)
Cobalt (mg/L)	BGWC-20	0.005	0.0008	0.006	No	22	0.004382	0.001595	86.36	None	No	0.01	NP (NDs)
Cobalt (mg/L)	BGWC-21	0.005	0.00058	0.006	No	21	0.002675	0.002137	42.86	None	No	0.01	NP (normality)
Cobalt (mg/L)	**BGWC-22**	**0.02671**	**0.01664**	**0.006**	**Yes**	**25**	**0.02168**	**0.01011**	**0**	**None**	**No**	**0.01**	**Param.**
Cobalt (mg/L)	BGWC-23	0.005	0.00058	0.006	No	24	0.003716	0.002054	70.83	None	No	0.01	NP (NDs)
Cobalt (mg/L)	BGWC-24	0.004065	0.002943	0.006	No	25	0.003504	0.001125	12	None	No	0.01	Param.
Cobalt (mg/L)	BGWC-25	0.005	0.0006	0.006	No	22	0.004583	0.001352	90.91	None	No	0.01	NP (NDs)
Cobalt (mg/L)	BGWC-30	0.005	0.0009	0.006	No	24	0.003297	0.002079	58.33	None	No	0.01	NP (NDs)
Cobalt (mg/L)	BGWC-31	0.005	0.00036	0.006	No	11	0.002531	0.002367	45.45	None	No	0.006	NP (normality)
Cobalt (mg/L)	BGWC-32	0.007733	0.002582	0.006	No	13	0.005158	0.003463	7.692	None	No	0.01	Param.
Cobalt (mg/L)	BGWC-34D	0.005	0.00042	0.006	No	11	0.001524	0.001743	18.18	None	No	0.006	NP (normality)
Cobalt (mg/L)	BGWC-35D	0.002864	0.0008607	0.006	No	11	0.001907	0.001371	9.091	None	sqrt(x)	0.01	Param.
Cobalt (mg/L)	BGWC-36D	0.005	0.00049	0.006	No	11	0.002638	0.002269	45.45	None	No	0.006	NP (normality)
Cobalt (mg/L)	BGWC-37D	0.001974	0.000586	0.006	No	8	0.00128	0.0006547	12.5	None	No	0.01	Param.
Cobalt (mg/L)	BGWC-38D	0.007152	0.001413	0.006	No	9	0.004311	0.003997	0	None	x^(1/3)	0.01	Param.
Cobalt (mg/L)	BGWC-39	0.005	0.00047	0.006	No	9	0.00382	0.001941	66.67	None	No	0.002	NP (NDs)
Cobalt (mg/L)	BGWC-40	0.0005932	0.0004468	0.006	No	8	0.00052	0.00006908	0	None	No	0.01	Param.
Cobalt (mg/L)	BGWC-41D	0.005	0.0004	0.006	No	6	0.00202	0.002311	33.33	None	No	0.0155	NP (normality)
Cobalt (mg/L)	BGWC-43D	0.005927	0.002359	0.006	No	7	0.004143	0.001502	0	None	No	0.01	Param.
Cobalt (mg/L)	BGWC-49D	0.001165	0.0004948	0.006	No	4	0.00083	0.0001476	0	None	No	0.01	Param.
Cobalt (mg/L)	BGWC-50D	0.002057	0.0001478	0.006	No	4	0.001103	0.0004205	0	None	No	0.01	Param.
Cobalt (mg/L)	BGWC-52	0.005006	0.0003471	0.006	No	6	0.002677	0.001696	0	None	No	0.01	Param.
Cobalt (mg/L)	BGWC-7	0.00091	0.00068	0.006	No	22	0.002431	0.003654	18.18	None	No	0.01	NP (normality)
Cobalt (mg/L)	BGWC-8	0.005	0.0012	0.006	No	22	0.004168	0.001818	81.82	None	No	0.01	NP (NDs)
Cobalt (mg/L)	BGWC-9	0.005	0.0006	0.006	No	21	0.00434	0.001658	85.71	None	No	0.01	NP (NDs)
Combined Radium 226 + 228 (pCi/L)	BGWA-6	0.7035	0.3247	5	No	19	0.546	0.3493	0	None	sqrt(x)	0.01	Param.
Combined Radium 226 + 228 (pCi/L)	BGWC-10	1.443	0.9789	5	No	22	1.237	0.4758	0	None	sqrt(x)	0.01	Param.
Combined Radium 226 + 228 (pCi/L)	BGWC-12	0.741	0.3445	5	No	22	0.5427	0.3693	0	None	No	0.01	Param.
Combined Radium 226 + 228 (pCi/L)	BGWC-14A	1.316	0.5696	5	No	13	0.9428	0.502	0	None	No	0.01	Param.
Combined Radium 226 + 228 (pCi/L)	BGWC-16	1.199	0.7064	5	No	22	0.9525	0.4585	0	None	No	0.01	Param.
Combined Radium 226 + 228 (pCi/L)	BGWC-17	0.8295	0.4521	5	No	22	0.6408	0.3515	0	None	No	0.01	Param.
Combined Radium 226 + 228 (pCi/L)	BGWC-18	1.034	0.5819	5	No	22	0.8455	0.4851	0	None	sqrt(x)	0.01	Param.
Combined Radium 226 + 228 (pCi/L)	BGWC-19	1.113	0.6589	5	No	22	0.8859	0.4228	0	None	No	0.01	Param.
Combined Radium 226 + 228 (pCi/L)	BGWC-20	1.433	0.9253	5	No	22	1.179	0.4728	0	None	No	0.01	Param.
Combined Radium 226 + 228 (pCi/L)	BGWC-21	0.8437	0.4975	5	No	21	0.6706	0.3138	0	None	No	0.01	Param.
Combined Radium 226 + 228 (pCi/L)	BGWC-22	2.9	2.023	5	No	22	2.461	0.8172	0	None	No	0.01	Param.
Combined Radium 226 + 228 (pCi/L)	BGWC-23	1.876	1.131	5	No	22	1.504	0.6938	0	None	No	0.01	Param.
Combined Radium 226 + 228 (pCi/L)	BGWC-24	3.504	1.927	5	No	22	3.109	2.64	0	None	ln(x)	0.01	Param.
Combined Radium 226 + 228 (pCi/L)	BGWC-25	0.9359	0.5206	5	No	22	0.7283	0.3869	0	None	No	0.01	Param.
Combined Radium 226 + 228 (pCi/L)	BGWC-30	2.16	1.191	5	No	21	1.676	0.878	0	None	No	0.01	Param.
Combined Radium 226 + 228 (pCi/L)	BGWC-31	1.809	1.015	5	No	11	1.412	0.4763	0	None	No	0.01	Param.
Combined Radium 226 + 228 (pCi/L)	BGWC-32	2.156	1.197	5	No	11	1.677	0.5753	0	None	No	0.01	Param.
Combined Radium 226 + 228 (pCi/L)	BGWC-34D	2.881	1.681	5	No	11	2.281	0.7197	0	None	No	0.01	Param.
Combined Radium 226 + 228 (pCi/L)	BGWC-35D	3.1	1.931	5	No	11	2.515	0.7013	0	None	No	0.01	Param.
Combined Radium 226 + 228 (pCi/L)	BGWC-36D	2.347	1.305	5	No	11	1.826	0.6253	0	None	No	0.01	Param.
Combined Radium 226 + 228 (pCi/L)	BGWC-37D	3.297	2.248	5	No	8	2.773	0.4953	0	None	No	0.01	Param.
Combined Radium 226 + 228 (pCi/L)	BGWC-38D	5.91	3.34	5	No	8	4.681	1.112	0	None	No	0.004	NP (normality)
Combined Radium 226 + 228 (pCi/L)	BGWC-39	1.582	0.4558	5	No	8	1.019	0.5313	0	None	No	0.01	Param.
Combined Radium 226 + 228 (pCi/L)	BGWC-40	1.028	0.3254	5	No	8	0.6766	0.3314	0	None	No	0.01	Param.
Combined Radium 226 + 228 (pCi/L)	BGWC-41D	1.855	0.6455	5	No	6	1.251	0.4404	0	None	No	0.01	Param.
Combined Radium 226 + 228 (pCi/L)	BGWC-42D	1.38	0.461	5	No	6	0.747	0.3791	0	None	No	0.0155	NP (normality)
Combined Radium 226 + 228 (pCi/L)	BGWC-43D	2.031	1.012	5	No	6	1.522	0.371	0	None	No	0.01	Param.
Combined Radium 226 + 228 (pCi/L)	BGWC-44D	1.512	0.5095	5	No	6	1.011	0.3647	0	None	No	0.01	Param.
Combined Radium 226 + 228 (pCi/L)	BGWC-49D	3.66	2.36	5	No	4	2.72	0.6277	0	None	No	0.0625	NP (normality)

Confidence Intervals - All Results

Plant Bowen Client: Southern Company Data: Bowen AP-1 Printed 4/18/2023, 12:45 PM

Constituent	Well	Upper Lim.	Lower Lim.	Compliance	Sig.	N	Mean	Std. Dev.	%NDs	ND Adj.	Transform	Alpha	Method
Combined Radium 226 + 228 (pCi/L)	BGWC-50D	1.4	0.99	5	No	4	1.1	0.2002	0	None	No	0.0625	NP (normality)
Combined Radium 226 + 228 (pCi/L)	BGWC-51	0.7936	0.3971	5	No	6	0.5953	0.1443	0	None	No	0.01	Param.
Combined Radium 226 + 228 (pCi/L)	BGWC-52	1.755	0.1934	5	No	6	0.9743	0.5685	0	None	No	0.01	Param.
Combined Radium 226 + 228 (pCi/L)	BGWC-7	1.656	1.206	5	No	22	1.431	0.4198	0	None	No	0.01	Param.
Combined Radium 226 + 228 (pCi/L)	BGWC-8	0.8046	0.397	5	No	22	0.6008	0.3797	0	None	No	0.01	Param.
Combined Radium 226 + 228 (pCi/L)	BGWC-9	1.017	0.5059	5	No	21	0.8082	0.5265	0	None	sqrt(x)	0.01	Param.
Fluoride (mg/L)	BGWA-6	0.1	0.06	4	No	20	0.0861	0.02728	65	None	No	0.01	NP (NDs)
Fluoride (mg/L)	BGWC-10	0.1031	0.05459	4	No	23	0.11	0.06845	39.13	Kaplan-Meier	ln(x)	0.01	Param.
Fluoride (mg/L)	BGWC-12	0.12	0.08	4	No	23	0.104	0.06177	43.48	None	No	0.01	NP (normality)
Fluoride (mg/L)	BGWC-14A	0.1	0.055	4	No	13	0.08577	0.01993	61.54	None	No	0.01	NP (NDs)
Fluoride (mg/L)	BGWC-16	0.1576	0.06366	4	No	23	0.135	0.1123	26.09	Kaplan-Meier	sqrt(x)	0.01	Param.
Fluoride (mg/L)	BGWC-17	0.2131	0.1207	4	No	23	0.1899	0.1388	4.348	None	ln(x)	0.01	Param.
Fluoride (mg/L)	BGWC-18	0.14	0.08	4	No	23	0.1263	0.09818	34.78	None	No	0.01	NP (normality)
Fluoride (mg/L)	BGWC-19	0.11	0.07	4	No	23	0.1172	0.1113	34.78	None	No	0.01	NP (normality)
Fluoride (mg/L)	BGWC-20	0.13	0.062	4	No	23	0.119	0.1324	47.83	None	No	0.01	NP (normality)
Fluoride (mg/L)	BGWC-21	0.1	0.066	4	No	22	0.08445	0.02606	54.55	None	No	0.01	NP (NDs)
Fluoride (mg/L)	BGWC-22	0.34	0.23	4	No	26	0.3742	0.2814	0	None	No	0.01	NP (normality)
Fluoride (mg/L)	BGWC-23	0.1	0.068	4	No	25	0.166	0.2097	20	None	No	0.01	NP (normality)
Fluoride (mg/L)	BGWC-24	1.2	0.064	4	No	26	0.7825	1.077	7.692	None	No	0.01	NP (normality)
Fluoride (mg/L)	BGWC-25	0.09163	0.05483	4	No	23	0.092	0.03071	47.83	Kaplan-Meier	No	0.01	Param.
Fluoride (mg/L)	BGWC-30	0.1936	0.07687	4	No	25	0.208	0.2007	20	Kaplan-Meier	ln(x)	0.01	Param.
Fluoride (mg/L)	BGWC-32	0.66	0.13	4	No	13	0.3336	0.3569	0	None	No	0.01	NP (normality)
Fluoride (mg/L)	BGWC-34D	0.1	0.053	4	No	11	0.08982	0.02301	81.82	None	No	0.006	NP (NDs)
Fluoride (mg/L)	BGWC-35D	0.26	0.13	4	No	11	0.2509	0.2234	0	None	No	0.006	NP (normality)
Fluoride (mg/L)	BGWC-36D	0.26	0.11	4	No	11	0.1673	0.09991	9.091	None	No	0.006	NP (normality)
Fluoride (mg/L)	BGWC-37D	0.4539	0.1561	4	No	8	0.305	0.1405	0	None	No	0.01	Param.
Fluoride (mg/L)	BGWC-38D	0.6449	0.3662	4	No	9	0.5056	0.1443	0	None	No	0.01	Param.
Fluoride (mg/L)	BGWC-39	0.1458	0.05999	4	No	9	0.1029	0.04443	11.11	None	No	0.01	Param.
Fluoride (mg/L)	BGWC-40	0.09873	0.05745	4	No	9	0.08756	0.02295	33.33	Kaplan-Meier	No	0.01	Param.
Fluoride (mg/L)	BGWC-41D	0.1094	0.06028	4	No	7	0.08486	0.02069	14.29	None	No	0.01	Param.
Fluoride (mg/L)	BGWC-42D	0.6857	0.4068	4	No	8	0.5463	0.1316	0	None	No	0.01	Param.
Fluoride (mg/L)	BGWC-43D	1.099	0.8194	4	No	9	0.9589	0.1486	0	None	sqrt(x)	0.01	Param.
Fluoride (mg/L)	BGWC-44D	0.16	0.088	4	No	7	0.1083	0.02368	57.14	None	No	0.008	NP (NDs)
Fluoride (mg/L)	BGWC-49D	0.1073	0.03467	4	No	4	0.0855	0.02124	50	Kaplan-Meier	No	0.01	Param.
Fluoride (mg/L)	BGWC-50D	0.1296	0.0489	4	No	4	0.0945	0.01969	25	Kaplan-Meier	No	0.01	Param.
Fluoride (mg/L)	BGWC-51	0.1735	0.07355	4	No	6	0.1235	0.03636	0	None	No	0.01	Param.
Fluoride (mg/L)	BGWC-52	0.1361	0.07262	4	No	6	0.1043	0.02309	0	None	No	0.01	Param.
Fluoride (mg/L)	BGWC-7	0.1803	0.1238	4	No	23	0.152	0.05394	4.348	None	No	0.01	Param.
Fluoride (mg/L)	BGWC-8	0.1	0.067	4	No	23	0.08035	0.02994	60.87	None	No	0.01	NP (NDs)
Fluoride (mg/L)	BGWC-9	0.2054	0.1011	4	No	22	0.1818	0.1443	0	None	ln(x)	0.01	Param.
Lead (mg/L)	BGWA-6	0.001	0.00016	0.015	No	18	0.0007973	0.0003908	77.78	None	No	0.01	NP (NDs)
Lead (mg/L)	BGWC-10	0.001	0.00019	0.015	No	20	0.0009165	0.0002571	90	None	No	0.01	NP (NDs)
Lead (mg/L)	BGWC-12	0.001	0.00013	0.015	No	20	0.0006824	0.0004148	60	None	No	0.01	NP (NDs)
Lead (mg/L)	BGWC-14A	0.001	0.000062	0.015	No	13	0.0007155	0.0004444	69.23	None	No	0.01	NP (NDs)
Lead (mg/L)	BGWC-16	0.001	0.00014	0.015	No	20	0.0006665	0.0004221	60	None	No	0.01	NP (NDs)
Lead (mg/L)	BGWC-17	0.001	0.000079	0.015	No	20	0.000954	0.0002059	95	None	No	0.01	NP (NDs)
Lead (mg/L)	BGWC-18	0.001	0.0001	0.015	No	20	0.0006886	0.000436	65	None	No	0.01	NP (NDs)
Lead (mg/L)	BGWC-19	0.001	0.0006	0.015	No	20	0.0009319	0.0002286	90	None	No	0.01	NP (NDs)
Lead (mg/L)	BGWC-20	0.001	0.0001	0.015	No	20	0.0009092	0.0002796	90	None	No	0.01	NP (NDs)
Lead (mg/L)	BGWC-21	0.001	0.000068	0.015	No	19	0.0006571	0.0004614	63.16	None	No	0.01	NP (NDs)
Lead (mg/L)	BGWC-22	0.001	0.00033	0.015	No	20	0.0007848	0.000386	75	None	No	0.01	NP (NDs)
Lead (mg/L)	BGWC-23	0.001	0.00031	0.015	No	20	0.0009225	0.0002401	90	None	No	0.01	NP (NDs)
Lead (mg/L)	BGWC-24	0.001	0.0001	0.015	No	21	0.0007585	0.0004057	71.43	None	No	0.01	NP (NDs)
Lead (mg/L)	BGWC-25	0.001	0.0002	0.015	No	20	0.0007013	0.0003977	60	None	No	0.01	NP (NDs)
Lead (mg/L)	BGWC-30	0.001	0.00016	0.015	No	20	0.0005895	0.0004255	50	None	No	0.01	NP (normality)

Confidence Intervals - All Results

Plant Bowen Client: Southern Company Data: Bowen AP-1 Printed 4/18/2023, 12:45 PM

Constituent	Well	Upper Lim.	Lower Lim.	Compliance	Sig.	N	Mean	Std. Dev.	%NDs	ND Adj.	Transform	Alpha	Method
Lead (mg/L)	BGWC-31	0.0007894	0.0002104	0.015	No	10	0.0006766	0.0003878	30	Kaplan-Meier	No	0.01	Param.
Lead (mg/L)	BGWC-32	0.001	0.00011	0.015	No	10	0.0008182	0.0003834	80	Kaplan-Meier	No	0.011	NP (NDs)
Lead (mg/L)	BGWC-34D	0.001	0.001	0.015	No	10	0.0009054	0.0002992	90	Kaplan-Meier	No	0.011	NP (NDs)
Lead (mg/L)	BGWC-35D	0.0002864	0.0001099	0.015	No	10	0.0005209	0.0004201	40	Kaplan-Meier	x^(1/3)	0.01	Param.
Lead (mg/L)	BGWC-36D	0.001	0.00014	0.015	No	10	0.000592	0.0003893	40	None	No	0.011	NP (normality)
Lead (mg/L)	BGWC-37D	0.001	0.000073	0.015	No	8	0.0005694	0.0004652	50	None	No	0.004	NP (normality)
Lead (mg/L)	BGWC-38D	0.001	0.00016	0.015	No	8	0.0007038	0.0004096	62.5	None	No	0.004	NP (NDs)
Lead (mg/L)	BGWC-39	0.001	0.0001	0.015	No	8	0.0008875	0.0003182	87.5	None	No	0.004	NP (NDs)
Lead (mg/L)	BGWC-40	0.001	0.00014	0.015	No	8	0.0004838	0.0004286	37.5	None	No	0.004	NP (normality)
Lead (mg/L)	BGWC-41D	0.001	0.000036	0.015	No	6	0.0008393	0.0003936	83.33	None	No	0.0155	NP (NDs)
Lead (mg/L)	BGWC-42D	0.001	0.000041	0.015	No	6	0.0006808	0.0004945	66.67	None	No	0.0155	NP (NDs)
Lead (mg/L)	BGWC-43D	0.001	0.00012	0.015	No	6	0.0008533	0.0003593	83.33	None	No	0.0155	NP (NDs)
Lead (mg/L)	BGWC-44D	0.001	0.00017	0.015	No	6	0.0008617	0.0003388	83.33	None	No	0.0155	NP (NDs)
Lead (mg/L)	BGWC-49D	0.001	0.000044	0.015	No	4	0.000761	0.000478	75	None	No	0.0625	NP (NDs)
Lead (mg/L)	BGWC-50D	0.001	0.00014	0.015	No	4	0.000785	0.00043	75	None	No	0.0625	NP (NDs)
Lead (mg/L)	BGWC-51	0.001	0.00015	0.015	No	6	0.0005883	0.0004516	50	None	No	0.0155	NP (normality)
Lead (mg/L)	BGWC-52	0.001	0.000054	0.015	No	6	0.000544	0.0004999	50	None	No	0.0155	NP (normality)
Lead (mg/L)	BGWC-8	0.001	0.0003	0.015	No	20	0.0008345	0.0003414	80	None	No	0.01	NP (NDs)
Lead (mg/L)	BGWC-9	0.001	0.000082	0.015	No	19	0.0005931	0.0004506	52.63	None	No	0.01	NP (NDs)
Lithium (mg/L)	BGWA-6	0.03	0.00082	0.04	No	19	0.02846	0.006694	94.74	None	No	0.01	NP (NDs)
Lithium (mg/L)	BGWC-10	0.03	0.00093	0.04	No	22	0.01061	0.01361	31.82	None	No	0.01	NP (normality)
Lithium (mg/L)	BGWC-12	0.05	0.001	0.04	No	22	0.02554	0.02504	50	None	No	0.01	NP (normality)
Lithium (mg/L)	BGWC-14A	0.03	0.00087	0.04	No	13	0.01658	0.01508	53.85	None	No	0.01	NP (NDs)
Lithium (mg/L)	BGWC-16	0.03	0.00049	0.04	No	22	0.02866	0.006292	95.45	None	No	0.01	NP (NDs)
Lithium (mg/L)	BGWC-17	0.03	0.00069	0.04	No	22	0.02867	0.006249	95.45	None	No	0.01	NP (NDs)
Lithium (mg/L)	BGWC-20	0.02715	0.01888	0.04	No	22	0.02302	0.007705	0	None	No	0.01	Param.
Lithium (mg/L)	BGWC-22	0.02904	0.01836	0.04	No	22	0.0237	0.009957	0	None	No	0.01	Param.
Lithium (mg/L)	BGWC-23	0.02475	0.01345	0.04	No	22	0.02009	0.01101	0	None	sqrt(x)	0.01	Param.
Lithium (mg/L)	BGWC-24	0.0082	0.0057	0.04	No	23	0.00783	0.003041	13.04	None	No	0.01	NP (normality)
Lithium (mg/L)	BGWC-30	0.0171	0.0012	0.04	No	22	0.008871	0.007859	4.545	None	No	0.01	NP (normality)
Lithium (mg/L)	BGWC-34D	0.03	0.00098	0.04	No	11	0.0247	0.0118	81.82	None	No	0.006	NP (NDs)
Lithium (mg/L)	BGWC-35D	0.01656	0.009623	0.04	No	11	0.01309	0.004161	0	None	No	0.01	Param.
Lithium (mg/L)	BGWC-36D	0.0044	0.0011	0.04	No	11	0.003245	0.004012	9.091	None	No	0.006	NP (normality)
Lithium (mg/L)	BGWC-37D	0.03167	0.001954	0.04	No	7	0.01506	0.01484	0	None	sqrt(x)	0.01	Param.
Lithium (mg/L)	BGWC-38D	0.01721	0.006114	0.04	No	8	0.01166	0.005235	0	None	No	0.01	Param.
Lithium (mg/L)	BGWC-39	0.005573	0.003027	0.04	No	8	0.0043	0.001201	0	None	No	0.01	Param.
Lithium (mg/L)	BGWC-40	0.03	0.00079	0.04	No	7	0.01336	0.01557	42.86	None	No	0.008	NP (normality)
Lithium (mg/L)	BGWC-41D	0.002421	0.001086	0.04	No	6	0.001753	0.0004861	0	None	No	0.01	Param.
Lithium (mg/L)	BGWC-42D	0.03	0.0012	0.04	No	5	0.00728	0.01271	20	None	No	0.031	NP (normality)
Lithium (mg/L)	BGWC-43D	0.02989	0.02211	0.04	No	6	0.026	0.002828	0	None	No	0.01	Param.
Lithium (mg/L)	BGWC-44D	0.004092	0.001908	0.04	No	6	0.003	0.000795	0	None	No	0.01	Param.
Lithium (mg/L)	BGWC-49D	0.01194	0.00386	0.04	No	4	0.0079	0.00178	0	None	No	0.01	Param.
Lithium (mg/L)	BGWC-51	0.03	0.0011	0.04	No	6	0.0113	0.01451	33.33	None	No	0.0155	NP (normality)
Lithium (mg/L)	BGWC-52	0.004071	0.0009538	0.04	No	6	0.002913	0.001209	0	None	x^3	0.01	Param.
Lithium (mg/L)	BGWC-7	0.0093	0.0074	0.04	No	22	0.009114	0.003717	4.545	None	No	0.01	NP (normality)
Lithium (mg/L)	BGWC-8	0.03	0.001	0.04	No	22	0.02868	0.006183	95.45	None	No	0.01	NP (NDs)
Lithium (mg/L)	BGWC-9	0.05	0.0013	0.04	No	21	0.0176	0.02348	33.33	None	No	0.01	NP (normality)
Mercury (mg/L)	BGWA-6	0.0002	0.000084	0.002	No	18	0.0001936	0.00002734	94.44	None	No	0.01	NP (NDs)
Mercury (mg/L)	BGWC-10	0.0002	0.0001	0.002	No	20	0.0001874	0.00003969	90	None	No	0.01	NP (NDs)
Mercury (mg/L)	BGWC-12	0.0002	0.0001	0.002	No	20	0.0001879	0.00003786	90	None	No	0.01	NP (NDs)
Mercury (mg/L)	BGWC-14A	0.0002	0.00016	0.002	No	13	0.0001969	0.00001109	92.31	None	No	0.01	NP (NDs)
Mercury (mg/L)	BGWC-16	0.0002	0.000098	0.002	No	20	0.0001949	0.00002281	90	None	No	0.01	NP (NDs)
Mercury (mg/L)	BGWC-17	0.0002303	0.0001435	0.002	No	20	0.0002065	0.0000673	20	Kaplan-Meier	No	0.01	Param.
Mercury (mg/L)	BGWC-18	0.0002	0.000079	0.002	No	20	0.0001939	0.00002706	95	None	No	0.01	NP (NDs)
Mercury (mg/L)	BGWC-19	0.0002	0.00008	0.002	No	20	0.0001865	0.00004184	90	None	No	0.01	NP (NDs)

Confidence Intervals - All Results

Plant Bowen Client: Southern Company Data: Bowen AP-1 Printed 4/18/2023, 12:45 PM

Constituent	Well	Upper Lim.	Lower Lim.	Compliance	Sig.	N	Mean	Std. Dev.	%NDs	ND Adj.	Transform	Alpha	Method
Mercury (mg/L)	BGWC-20	0.0002	0.000066	0.002	No	20	0.0001933	0.00002996	95	None	No	0.01	NP (NDs)
Mercury (mg/L)	BGWC-22	0.0002	0.000092	0.002	No	20	0.0001867	0.00004173	90	None	No	0.01	NP (NDs)
Mercury (mg/L)	BGWC-23	0.0002	0.00005	0.002	No	20	0.0001847	0.0000471	90	None	No	0.01	NP (NDs)
Mercury (mg/L)	BGWC-24	0.0009178	0.0001149	0.002	No	21	0.001025	0.001482	19.05	Kaplan-Meier	x^(1/3)	0.01	Param.
Mercury (mg/L)	BGWC-25	0.0002	0.000047	0.002	No	20	0.0001923	0.00003421	95	None	No	0.01	NP (NDs)
Mercury (mg/L)	BGWC-30	0.0002	0.00008	0.002	No	20	0.0001505	0.0000639	60	None	No	0.01	NP (NDs)
Mercury (mg/L)	BGWC-31	0.0002	0.0002	0.002	No	10	0.000195	0.00001581	90	None	No	0.011	NP (NDs)
Mercury (mg/L)	BGWC-34D	0.0002	0.0002	0.002	No	10	0.000194	0.00001897	90	None	No	0.011	NP (NDs)
Mercury (mg/L)	BGWC-35D	0.0002	0.0002	0.002	No	10	0.000196	0.00001265	90	None	No	0.011	NP (NDs)
Mercury (mg/L)	BGWC-36D	0.0002	0.0002	0.002	No	10	0.000198	0.000006325	90	None	No	0.011	NP (NDs)
Mercury (mg/L)	BGWC-38D	0.00028	0.0001	0.002	No	8	0.0001875	0.00005548	62.5	None	No	0.004	NP (NDs)
Mercury (mg/L)	BGWC-44D	0.0002	0.00017	0.002	No	6	0.000195	0.00001225	83.33	None	No	0.0155	NP (NDs)
Mercury (mg/L)	BGWC-51	0.0046	0.0002	0.002	No	6	0.001958	0.001738	16.67	None	No	0.0155	NP (selected)
Mercury (mg/L)	BGWC-52	0.0002	0.00019	0.002	No	6	0.0001983	0.000004082	83.33	None	No	0.0155	NP (NDs)
Mercury (mg/L)	BGWC-7	0.0002	0.000053	0.002	No	20	0.0001926	0.00003287	95	None	No	0.01	NP (NDs)
Mercury (mg/L)	BGWC-8	0.0002	0.00016	0.002	No	20	0.0001928	0.00002426	90	None	No	0.01	NP (NDs)
Mercury (mg/L)	BGWC-9	0.0002	0.00016	0.002	No	19	0.0001916	0.00002853	89.47	None	No	0.01	NP (NDs)
Molybdenum (mg/L)	BGWA-6	0.01	0.001	0.1	No	19	0.009014	0.002957	89.47	None	No	0.01	NP (NDs)
Molybdenum (mg/L)	BGWC-10	0.0036	0.0032	0.1	No	22	0.003573	0.0008172	0	None	No	0.01	NP (normality)
Molybdenum (mg/L)	BGWC-14A	0.01	0.0011	0.1	No	13	0.003642	0.00373	23.08	None	No	0.01	NP (normality)
Molybdenum (mg/L)	BGWC-19	0.01	0.00023	0.1	No	22	0.009556	0.002083	95.45	None	No	0.01	NP (NDs)
Molybdenum (mg/L)	BGWC-20	0.018	0.0127	0.1	No	22	0.01668	0.005584	0	None	No	0.01	NP (normality)
Molybdenum (mg/L)	BGWC-21	0.002691	0.001651	0.1	No	21	0.004257	0.003424	23.81	Kaplan-Meier	ln(x)	0.01	Param.
Molybdenum (mg/L)	BGWC-22	0.0662	0.04	0.1	No	25	0.05243	0.01338	0	None	No	0.01	NP (normality)
Molybdenum (mg/L)	BGWC-23	0.01272	0.01107	0.1	No	24	0.01179	0.001785	0	None	x^2	0.01	Param.
Molybdenum (mg/L)	BGWC-24	0.01	0.0024	0.1	No	25	0.006106	0.003993	48	None	No	0.01	NP (normality)
Molybdenum (mg/L)	BGWC-25	0.01	0.0029	0.1	No	22	0.00743	0.003605	63.64	None	No	0.01	NP (NDs)
Molybdenum (mg/L)	BGWC-30	0.01246	0.005382	0.1	No	24	0.0099	0.00711	0	None	sqrt(x)	0.01	Param.
Molybdenum (mg/L)	BGWC-31	0.01	0.01	0.1	No	11	0.009121	0.002916	90.91	None	No	0.006	NP (NDs)
Molybdenum (mg/L)	BGWC-32	0.00394	0.003144	0.1	No	12	0.003542	0.0005071	0	None	No	0.01	Param.
Molybdenum (mg/L)	BGWC-34D	0.0021	0.0009	0.1	No	11	0.001455	0.001226	9.091	None	No	0.006	NP (normality)
Molybdenum (mg/L)	BGWC-35D	0.03651	0.02749	0.1	No	12	0.032	0.005752	0	None	No	0.01	Param.
Molybdenum (mg/L)	BGWC-36D	0.01368	0.007682	0.1	No	12	0.01068	0.003825	0	None	No	0.01	Param.
Molybdenum (mg/L)	BGWC-37D	0.02191	0.008686	0.1	No	9	0.01556	0.00972	0	None	ln(x)	0.01	Param.
Molybdenum (mg/L)	BGWC-38D	0.1215	0.08794	0.1	No	10	0.1047	0.01878	0	None	No	0.01	Param.
Molybdenum (mg/L)	BGWC-39	0.008619	0.003706	0.1	No	8	0.006163	0.002318	0	None	No	0.01	Param.
Molybdenum (mg/L)	BGWC-40	0.01	0.00069	0.1	No	8	0.006661	0.004612	62.5	None	No	0.004	NP (NDs)
Molybdenum (mg/L)	BGWC-41D	0.01419	0.006295	0.1	No	7	0.01024	0.003324	14.29	None	No	0.01	Param.
Molybdenum (mg/L)	BGWC-42D	0.01934	0.005113	0.1	No	8	0.01223	0.00671	0	None	No	0.01	Param.
Molybdenum (mg/L)	**BGWC-43D**	**0.2157**	**0.1354**	**0.1**	**Yes**	**9**	**0.1756**	**0.04157**	**0**	**None**	**No**	**0.01**	**Param.**
Molybdenum (mg/L)	BGWC-44D	0.009337	0.001006	0.1	No	7	0.005171	0.003507	14.29	None	No	0.01	Param.
Molybdenum (mg/L)	BGWC-49D	0.007899	0.004001	0.1	No	4	0.00595	0.0008583	0	None	No	0.01	Param.
Molybdenum (mg/L)	BGWC-50D	0.005192	0.001058	0.1	No	4	0.003125	0.0009106	0	None	No	0.01	Param.
Molybdenum (mg/L)	BGWC-51	0.01	0.0027	0.1	No	6	0.008783	0.00298	83.33	None	No	0.0155	NP (NDs)
Molybdenum (mg/L)	BGWC-52	0.0053	0.0035	0.1	No	6	0.004067	0.0006346	0	None	No	0.0155	NP (normality)
Molybdenum (mg/L)	BGWC-7	0.0117	0.0098	0.1	No	22	0.01039	0.002555	0	None	No	0.01	NP (normality)
Molybdenum (mg/L)	BGWC-8	0.002599	0.00121	0.1	No	22	0.004297	0.003786	27.27	Kaplan-Meier	x^(1/3)	0.01	Param.
Molybdenum (mg/L)	BGWC-9	0.003323	0.002715	0.1	No	21	0.003019	0.000551	0	None	No	0.01	Param.
Selenium (mg/L)	BGWA-6	0.005	0.0032	0.05	No	18	0.004639	0.001161	88.89	None	No	0.01	NP (NDs)
Selenium (mg/L)	BGWC-12	0.005	0.0004	0.05	No	20	0.00477	0.001029	95	None	No	0.01	NP (NDs)
Selenium (mg/L)	BGWC-14A	0.005	0.0014	0.05	No	13	0.004723	0.0009985	92.31	None	No	0.01	NP (NDs)
Selenium (mg/L)	BGWC-16	0.005	0.0018	0.05	No	20	0.003725	0.001665	60	None	No	0.01	NP (NDs)
Selenium (mg/L)	BGWC-17	0.005	0.0022	0.05	No	20	0.004233	0.001603	80	None	No	0.01	NP (NDs)
Selenium (mg/L)	BGWC-18	0.005	0.001	0.05	No	20	0.0048	0.0008944	95	None	No	0.01	NP (NDs)
Selenium (mg/L)	BGWC-19	0.005	0.0013	0.05	No	20	0.004365	0.001557	85	None	No	0.01	NP (NDs)

Confidence Intervals - All Results

Plant Bowen Client: Southern Company Data: Bowen AP-1 Printed 4/18/2023, 12:45 PM

Constituent	Well	Upper Lim.	Lower Lim.	Compliance	Sig.	N	Mean	Std. Dev.	%NDs	ND Adj.	Transform	Alpha	Method
Selenium (mg/L)	BGWC-20	0.005	0.0037	0.05	No	20	0.004935	0.0002907	95	None	No	0.01	NP (NDs)
Selenium (mg/L)	BGWC-21	0.005	0.001	0.05	No	19	0.004533	0.001408	89.47	None	No	0.01	NP (NDs)
Selenium (mg/L)	BGWC-22	0.012	0.0026	0.05	No	20	0.00507	0.001848	85	None	No	0.01	NP (NDs)
Selenium (mg/L)	BGWC-23	0.0176	0.002	0.05	No	20	0.00548	0.00293	90	None	No	0.01	NP (NDs)
Selenium (mg/L)	BGWC-24	0.009913	0.003819	0.05	No	21	0.008971	0.008885	14.29	None	ln(x)	0.01	Param.
Selenium (mg/L)	BGWC-30	0.009712	0.005758	0.05	No	20	0.007735	0.003482	10	None	No	0.01	Param.
Selenium (mg/L)	BGWC-31	0.005	0.005	0.05	No	10	0.004508	0.001556	90	None	No	0.011	NP (NDs)
Selenium (mg/L)	BGWC-32	0.005	0.005	0.05	No	10	0.004515	0.001534	90	None	No	0.011	NP (NDs)
Selenium (mg/L)	BGWC-34D	0.005	0.005	0.05	No	10	0.00451	0.00155	90	None	No	0.011	NP (NDs)
Selenium (mg/L)	BGWC-36D	0.01212	0.005576	0.05	No	10	0.00885	0.00367	0	None	No	0.01	Param.
Selenium (mg/L)	BGWC-38D	0.005	0.003	0.05	No	8	0.00475	0.0007071	75	None	No	0.004	NP (NDs)
Selenium (mg/L)	BGWC-39	0.005	0.002	0.05	No	8	0.00425	0.001389	75	None	No	0.004	NP (NDs)
Selenium (mg/L)	BGWC-40	0.01004	0.003687	0.05	No	8	0.006863	0.002996	0	None	No	0.01	Param.
Selenium (mg/L)	BGWC-41D	0.005	0.0016	0.05	No	6	0.003867	0.001756	66.67	None	No	0.0155	NP (NDs)
Selenium (mg/L)	BGWC-42D	0.005	0.0022	0.05	No	6	0.00415	0.001326	66.67	None	No	0.0155	NP (NDs)
Selenium (mg/L)	BGWC-43D	0.005	0.0028	0.05	No	6	0.004633	0.0008981	83.33	None	No	0.0155	NP (NDs)
Selenium (mg/L)	BGWC-51	0.01488	0.0004256	0.05	No	6	0.009633	0.004643	0	None	x^2	0.01	Param.
Selenium (mg/L)	BGWC-52	0.005	0.0016	0.05	No	6	0.0039	0.001705	66.67	None	No	0.0155	NP (NDs)
Selenium (mg/L)	BGWC-8	0.005	0.00015	0.05	No	20	0.00451	0.001509	90	None	No	0.01	NP (NDs)
Selenium (mg/L)	BGWC-9	0.005	0.0014	0.05	No	19	0.003379	0.00198	57.89	None	No	0.01	NP (NDs)
Thallium (mg/L)	BGWA-6	0.001	0.000061	0.002	No	19	0.0005635	0.0004734	52.63	None	No	0.01	NP (NDs)
Thallium (mg/L)	BGWC-12	0.001	0.00009	0.002	No	22	0.0007901	0.0003962	77.27	None	No	0.01	NP (NDs)
Thallium (mg/L)	BGWC-14A	0.000488	0.0002305	0.002	No	13	0.0003592	0.0001732	0	None	No	0.01	Param.
Thallium (mg/L)	BGWC-16	0.00024	0.0002	0.002	No	22	0.0002241	0.00003347	0	None	No	0.01	NP (normality)
Thallium (mg/L)	BGWC-17	0.001	0.000085	0.002	No	22	0.0005936	0.0004575	54.55	None	No	0.01	NP (NDs)
Thallium (mg/L)	BGWC-18	0.001	0.000071	0.002	No	22	0.0008727	0.000328	86.36	None	No	0.01	NP (NDs)
Thallium (mg/L)	BGWC-19	0.001	0.000085	0.002	No	22	0.0007125	0.0004316	68.18	None	No	0.01	NP (NDs)
Thallium (mg/L)	BGWC-20	0.001	0.00025	0.002	No	22	0.0009295	0.0002282	90.91	None	No	0.01	NP (NDs)
Thallium (mg/L)	BGWC-22	0.0008177	0.0006186	0.002	No	22	0.0007182	0.0001855	0	None	No	0.01	Param.
Thallium (mg/L)	BGWC-23	0.001	0.00039	0.002	No	22	0.000775	0.0003552	68.18	None	No	0.01	NP (NDs)
Thallium (mg/L)	BGWC-24	0.0005643	0.0004218	0.002	No	23	0.000493	0.0001363	13.04	None	No	0.01	Param.
Thallium (mg/L)	BGWC-30	0.0004833	0.0002275	0.002	No	22	0.0006044	0.0003214	22.73	Kaplan-Meier	No	0.01	Param.
Thallium (mg/L)	BGWC-32	0.001	0.00013	0.002	No	11	0.0004031	0.0003955	27.27	None	No	0.006	NP (normality)
Thallium (mg/L)	BGWC-34D	0.001	0.001	0.002	No	11	0.0009172	0.0002747	90.91	None	No	0.006	NP (NDs)
Thallium (mg/L)	BGWC-35D	0.001	0.00016	0.002	No	11	0.0007007	0.0004177	63.64	None	No	0.006	NP (NDs)
Thallium (mg/L)	BGWC-36D	0.0002674	0.0001526	0.002	No	11	0.00021	0.00006885	0	None	No	0.01	Param.
Thallium (mg/L)	BGWC-38D	0.001086	0.00001754	0.002	No	8	0.0009195	0.0008227	50	Kaplan-Meier	sqrt(x)	0.01	Param.
Thallium (mg/L)	BGWC-39	0.001	0.00013	0.002	No	8	0.0004	0.0003731	25	None	No	0.004	NP (normality)
Thallium (mg/L)	BGWC-40	0.001	0.00014	0.002	No	8	0.0008925	0.0003041	87.5	None	No	0.004	NP (NDs)
Thallium (mg/L)	BGWC-43D	0.003439	0.001394	0.002	No	6	0.002417	0.0007441	0	None	No	0.01	Param.
Thallium (mg/L)	BGWC-51	0.001	0.0002	0.002	No	6	0.0007667	0.000367	66.67	None	No	0.0155	NP (NDs)
Thallium (mg/L)	BGWC-52	0.0004527	0.0002038	0.002	No	6	0.0005483	0.0003594	33.33	Kaplan-Meier	sqrt(x)	0.01	Param.
Thallium (mg/L)	BGWC-7	0.001	0.00023	0.002	No	22	0.000697	0.0004139	63.64	Kaplan-Meier	No	0.01	NP (NDs)
Thallium (mg/L)	BGWC-9	0.001	0.00022	0.002	No	21	0.0008793	0.0003041	85.71	Kaplan-Meier	No	0.01	NP (NDs)

Non-Parametric Confidence Interval

Compliance Limit is not exceeded. Per-well alpha = 0.01.

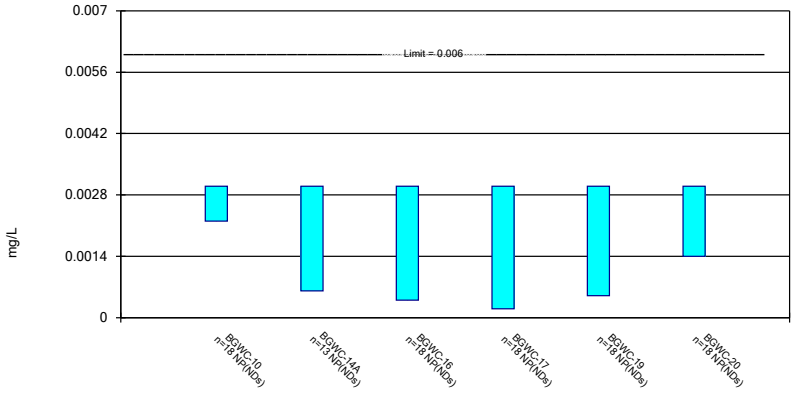

Constituent: Antimony Analysis Run 4/18/2023 12:35 PM View: Appendix IV
Plant Bowen Client: Southern Company Data: Bowen AP-1

Sanitas™ v.9.6.37 Groundwater Stats Consulting. UG

Non-Parametric Confidence Interval

Compliance Limit is not exceeded. Per-well alpha = 0.01 except as noted.

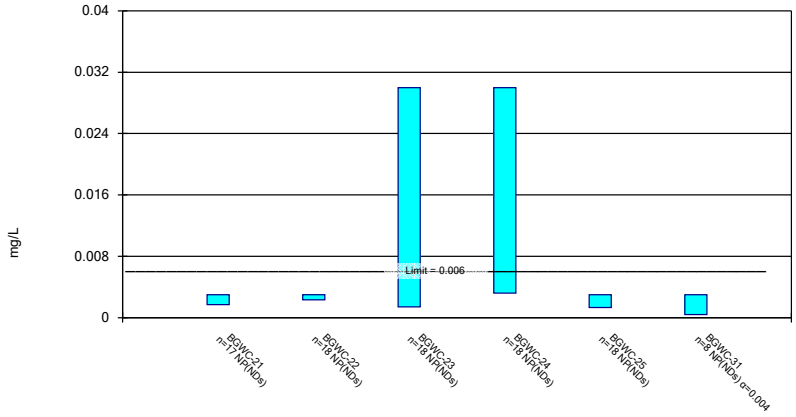

Constituent: Antimony Analysis Run 4/18/2023 12:35 PM View: Appendix IV
Plant Bowen Client: Southern Company Data: Bowen AP-1

Sanitas™ v.9.6.37 Groundwater Stats Consulting. UG

Parametric and Non-Parametric (NP) Confidence Interval

Compliance Limit is not exceeded. Per-well alpha = 0.01 except as noted. Normality Test: Shapiro Wilk, alpha based on n.

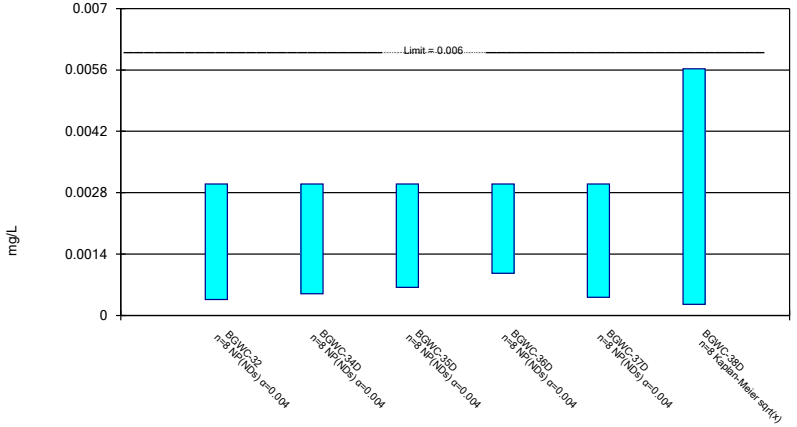

Constituent: Antimony Analysis Run 4/18/2023 12:35 PM View: Appendix IV
Plant Bowen Client: Southern Company Data: Bowen AP-1

Sanitas™ v.9.6.37 Groundwater Stats Consulting. UG

Parametric and Non-Parametric (NP) Confidence Interval

Compliance Limit is not exceeded. Per-well alpha = 0.01 except as noted. Normality Test: Shapiro Wilk, alpha based on n.

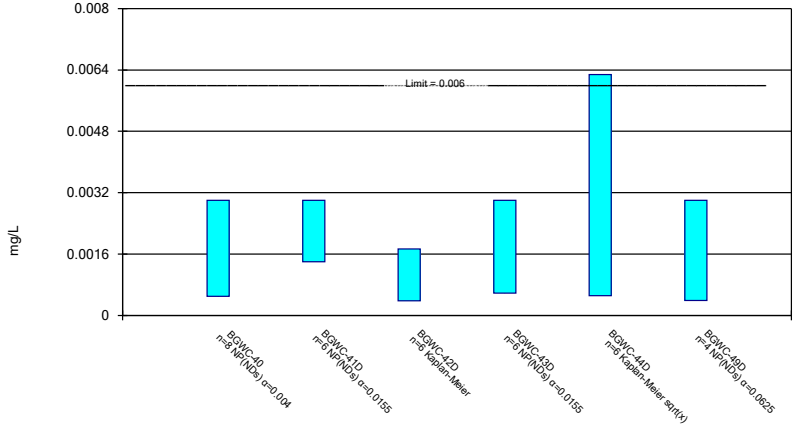

Constituent: Antimony Analysis Run 4/18/2023 12:35 PM View: Appendix IV
Plant Bowen Client: Southern Company Data: Bowen AP-1

Non-Parametric Confidence Interval

Compliance Limit is not exceeded. Per-well alpha = 0.01 except as noted.

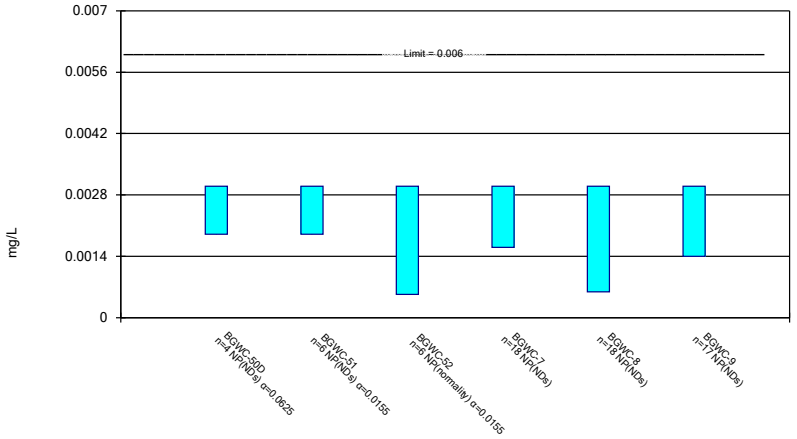

Constituent: Antimony Analysis Run 4/18/2023 12:35 PM View: Appendix IV
Plant Bowen Client: Southern Company Data: Bowen AP-1

Sanitas™ v.9.6.37 Groundwater Stats Consulting. UG

Parametric and Non-Parametric (NP) Confidence Interval

Compliance Limit is not exceeded. Per-well alpha = 0.01. Normality Test: Shapiro Wilk, alpha based on n.

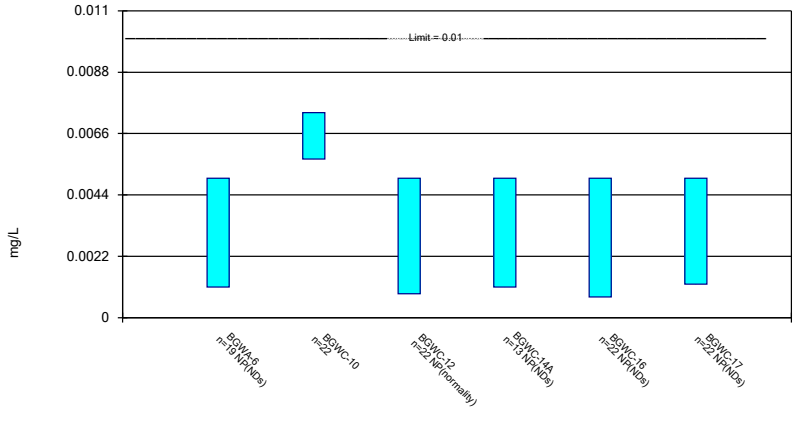

Constituent: Arsenic Analysis Run 4/18/2023 12:35 PM View: Appendix IV
Plant Bowen Client: Southern Company Data: Bowen AP-1

Sanitas™ v.9.6.37 Groundwater Stats Consulting. UG

Parametric and Non-Parametric (NP) Confidence Interval

Compliance Limit is not exceeded. Per-well alpha = 0.01. Normality Test: Shapiro Wilk, alpha based on n.

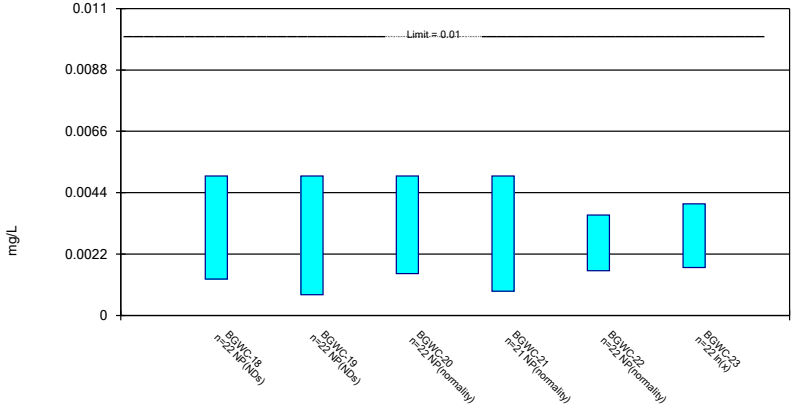

Constituent: Arsenic Analysis Run 4/18/2023 12:35 PM View: Appendix IV
Plant Bowen Client: Southern Company Data: Bowen AP-1

Sanitas™ v.9.6.37 Groundwater Stats Consulting. UG

Parametric and Non-Parametric (NP) Confidence Interval

Compliance limit is exceeded.* Per-well alpha = 0.01. Normality Test: Shapiro Wilk, alpha based on n.

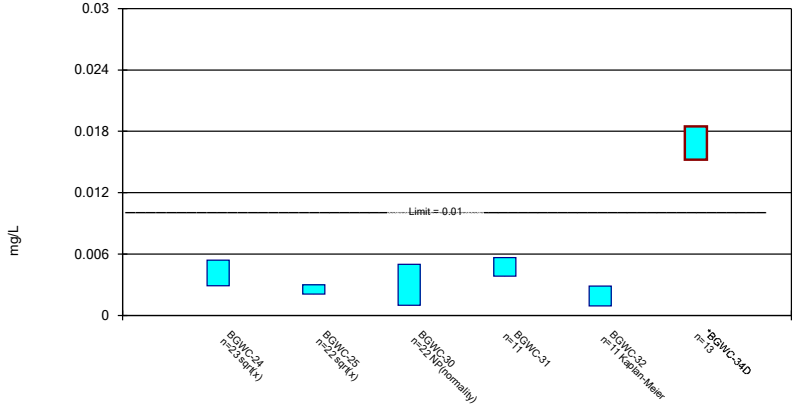

Constituent: Arsenic Analysis Run 4/18/2023 12:35 PM View: Appendix IV
Plant Bowen Client: Southern Company Data: Bowen AP-1

Parametric and Non-Parametric (NP) Confidence Interval

Compliance Limit is not exceeded. Per-well alpha = 0.01 except as noted. Normality Test: Shapiro Wilk, alpha based on n.

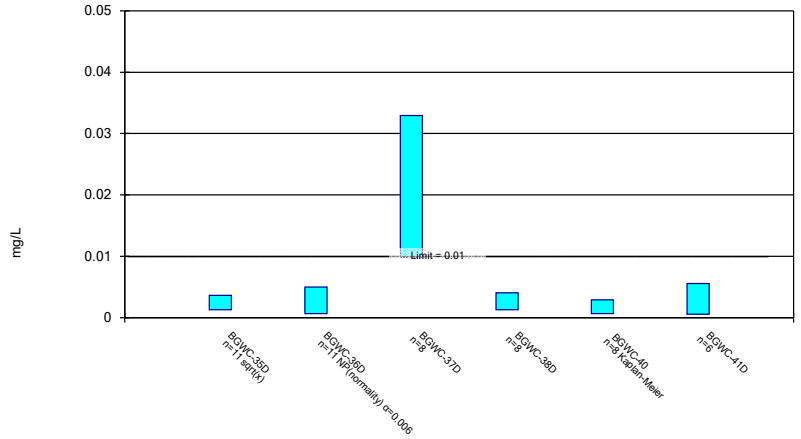

Constituent: Arsenic Analysis Run 4/18/2023 12:35 PM View: Appendix IV
Plant Bowen Client: Southern Company Data: Bowen AP-1

Parametric Confidence Interval

Compliance Limit is not exceeded. Per-well alpha = 0.01. Normality Test: Shapiro Wilk, alpha based on n.

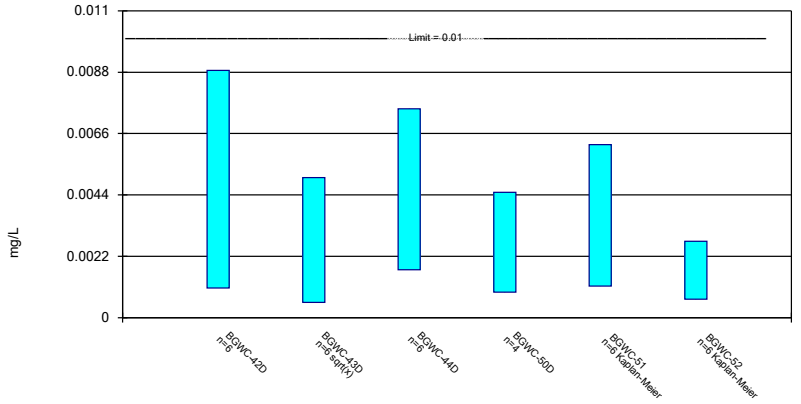

Constituent: Arsenic Analysis Run 4/18/2023 12:35 PM View: Appendix IV
Plant Bowen Client: Southern Company Data: Bowen AP-1

Parametric and Non-Parametric (NP) Confidence Interval

Compliance Limit is not exceeded. Per-well alpha = 0.01. Normality Test: Shapiro Wilk, alpha based on n.

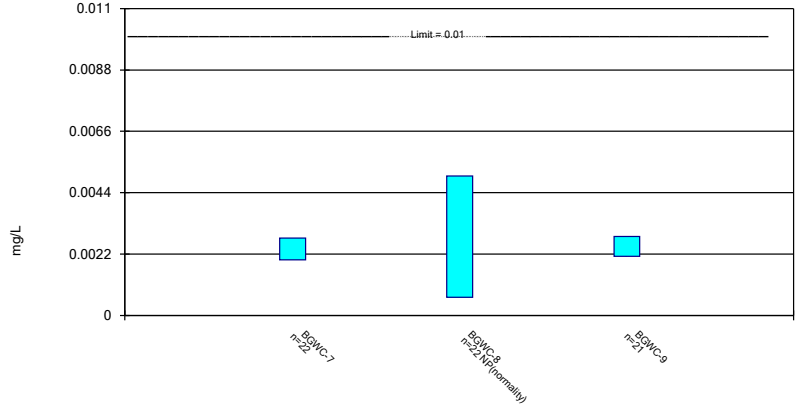

Constituent: Arsenic Analysis Run 4/18/2023 12:35 PM View: Appendix IV
Plant Bowen Client: Southern Company Data: Bowen AP-1

Parametric and Non-Parametric (NP) Confidence Interval

Compliance Limit is not exceeded. Per-well alpha = 0.01. Normality Test: Shapiro Wilk, alpha based on n.

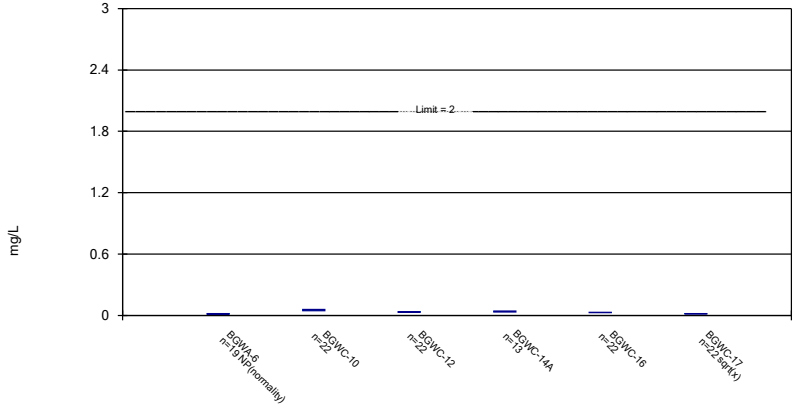

Constituent: Barium Analysis Run 4/18/2023 12:35 PM View: Appendix IV
Plant Bowen Client: Southern Company Data: Bowen AP-1

Parametric and Non-Parametric (NP) Confidence Interval

Compliance Limit is not exceeded. Per-well alpha = 0.01. Normality Test: Shapiro Wilk, alpha based on n.

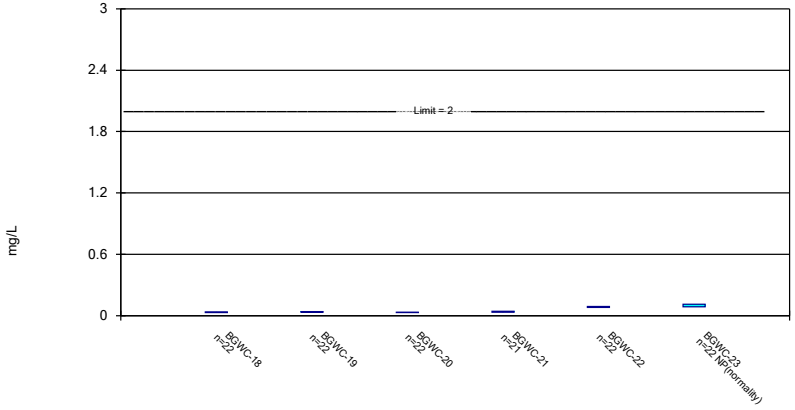

Constituent: Barium Analysis Run 4/18/2023 12:35 PM View: Appendix IV
Plant Bowen Client: Southern Company Data: Bowen AP-1

Sanitas™ v.9.6.37 Groundwater Stats Consulting. UG

Parametric and Non-Parametric (NP) Confidence Interval

Compliance Limit is not exceeded. Per-well alpha = 0.01. Normality Test: Shapiro Wilk, alpha based on n.

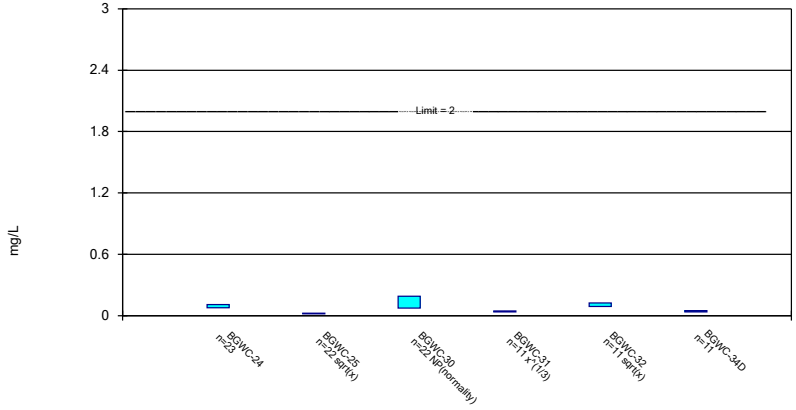

Constituent: Barium Analysis Run 4/18/2023 12:35 PM View: Appendix IV
Plant Bowen Client: Southern Company Data: Bowen AP-1

Sanitas™ v.9.6.37 Groundwater Stats Consulting. UG

Parametric and Non-Parametric (NP) Confidence Interval

Compliance Limit is not exceeded. Per-well alpha = 0.01 except as noted. Normality Test: Shapiro Wilk, alpha based on n.

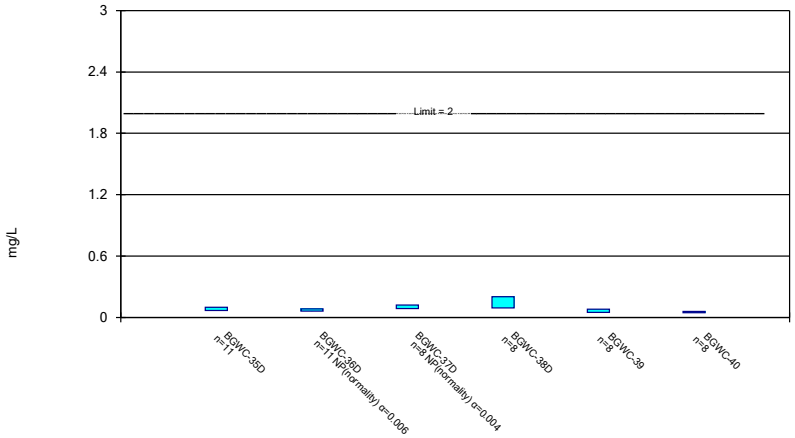

Constituent: Barium Analysis Run 4/18/2023 12:35 PM View: Appendix IV
Plant Bowen Client: Southern Company Data: Bowen AP-1

Sanitas™ v.9.6.37 Groundwater Stats Consulting. UG

Parametric Confidence Interval

Compliance Limit is not exceeded. Per-well alpha = 0.01. Normality Test: Shapiro Wilk, alpha based on n.

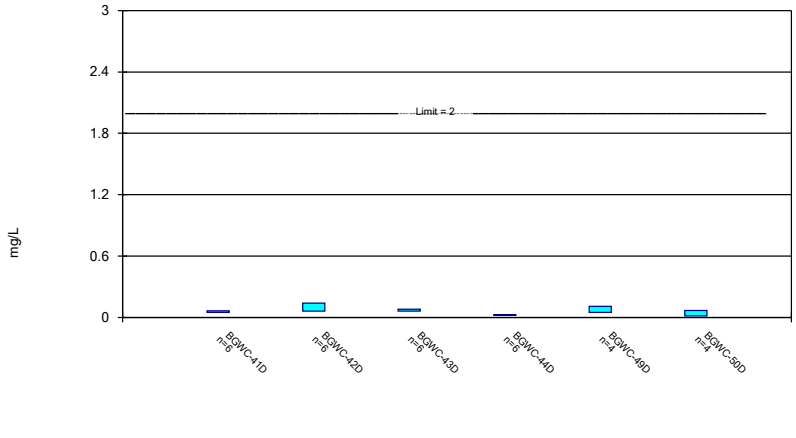

Constituent: Barium Analysis Run 4/18/2023 12:35 PM View: Appendix IV
Plant Bowen Client: Southern Company Data: Bowen AP-1

Parametric Confidence Interval

Compliance Limit is not exceeded. Per-well alpha = 0.01. Normality Test: Shapiro Wilk, alpha based on n.

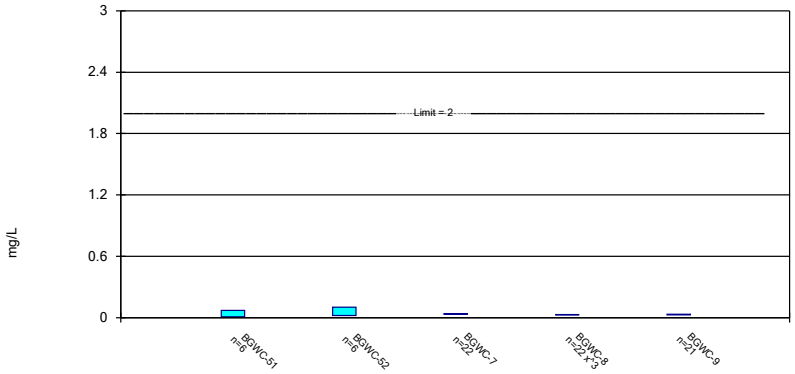

Constituent: Barium Analysis Run 4/18/2023 12:35 PM View: Appendix IV
Plant Bowen Client: Southern Company Data: Bowen AP-1

Non-Parametric Confidence Interval

Compliance Limit is not exceeded. Per-well alpha = 0.01.

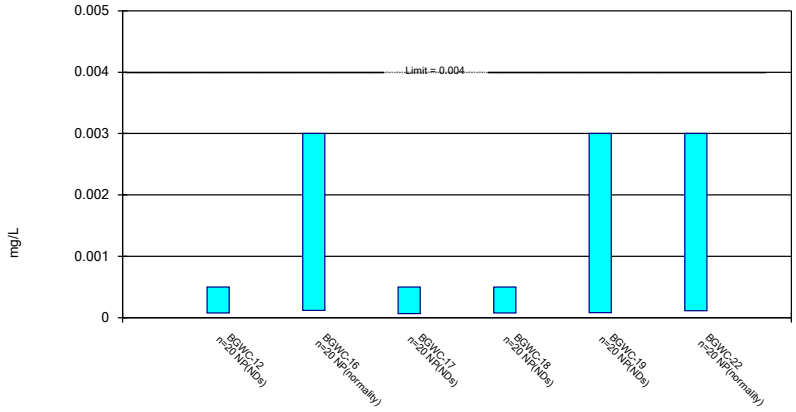

Constituent: Beryllium Analysis Run 4/18/2023 12:35 PM View: Appendix IV
Plant Bowen Client: Southern Company Data: Bowen AP-1

Parametric and Non-Parametric (NP) Confidence Interval

Compliance Limit is not exceeded. Per-well alpha = 0.01 except as noted. Normality Test: Shapiro Wilk, alpha based on n.

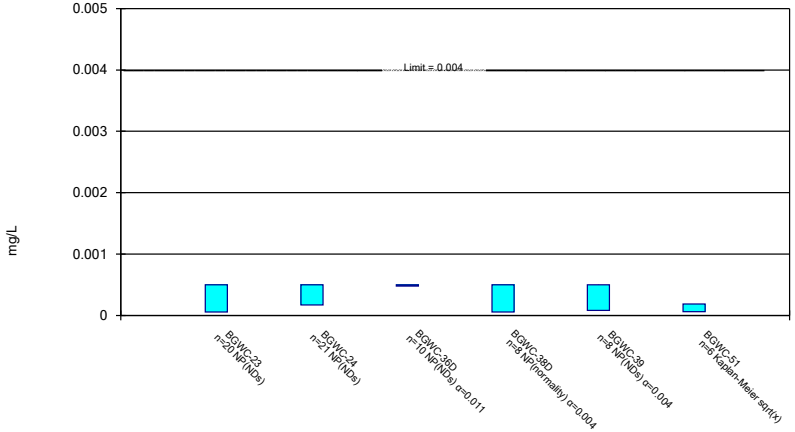

Constituent: Beryllium Analysis Run 4/18/2023 12:35 PM View: Appendix IV
Plant Bowen Client: Southern Company Data: Bowen AP-1

Non-Parametric Confidence Interval

Compliance Limit is not exceeded.

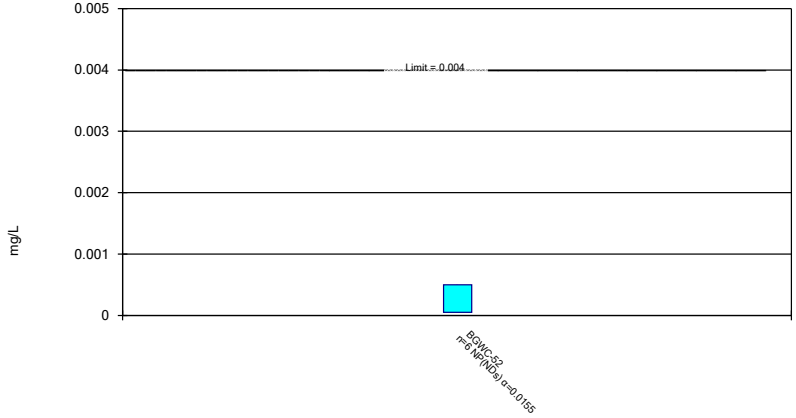

Constituent: Beryllium Analysis Run 4/18/2023 12:35 PM View: Appendix IV
Plant Bowen Client: Southern Company Data: Bowen AP-1

Parametric and Non-Parametric (NP) Confidence Interval

Compliance Limit is not exceeded. Per-well alpha = 0.01. Normality Test: Shapiro Wilk, alpha based on n.

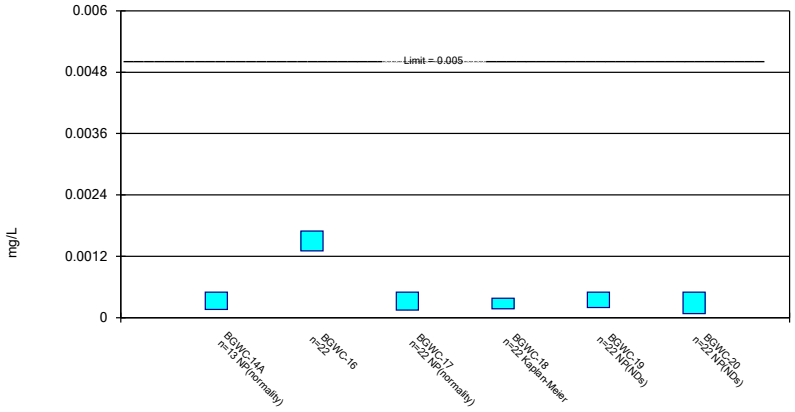

Constituent: Cadmium Analysis Run 4/18/2023 12:36 PM View: Appendix IV
Plant Bowen Client: Southern Company Data: Bowen AP-1

Sanitas™ v.9.6.37 Groundwater Stats Consulting. UG

Parametric and Non-Parametric (NP) Confidence Interval

Compliance Limit is not exceeded. Per-well alpha = 0.01 except as noted. Normality Test: Shapiro Wilk, alpha based on n.

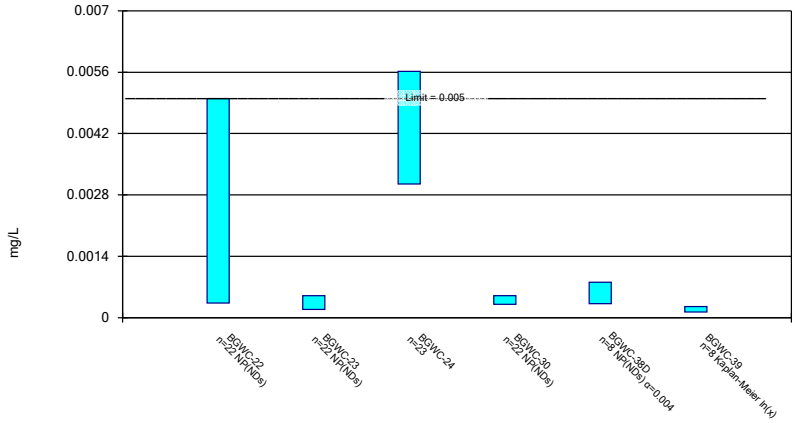

Constituent: Cadmium Analysis Run 4/18/2023 12:36 PM View: Appendix IV
Plant Bowen Client: Southern Company Data: Bowen AP-1

Sanitas™ v.9.6.37 Groundwater Stats Consulting. UG

Parametric and Non-Parametric (NP) Confidence Interval

Compliance Limit is not exceeded. Per-well alpha = 0.01 except as noted. Normality Test: Shapiro Wilk, alpha based on n.

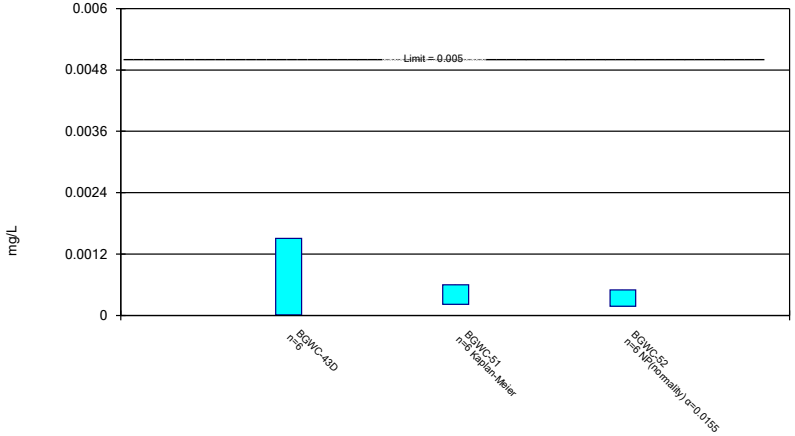

Constituent: Cadmium Analysis Run 4/18/2023 12:36 PM View: Appendix IV
Plant Bowen Client: Southern Company Data: Bowen AP-1

Sanitas™ v.9.6.37 Groundwater Stats Consulting. UG

Non-Parametric Confidence Interval

Compliance Limit is not exceeded. Per-well alpha = 0.01.

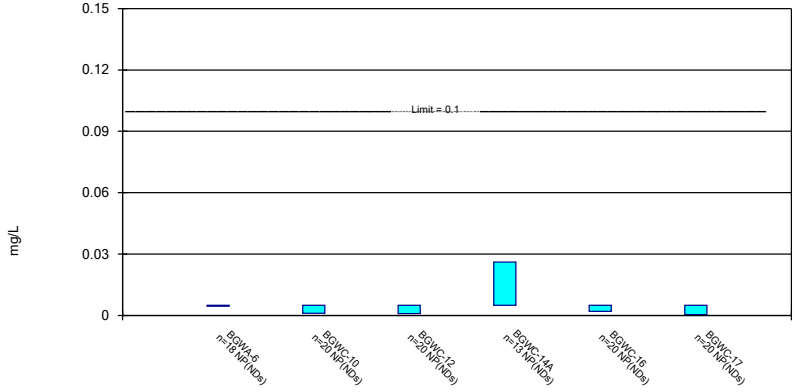

Constituent: Chromium Analysis Run 4/18/2023 12:36 PM View: Appendix IV
Plant Bowen Client: Southern Company Data: Bowen AP-1

Non-Parametric Confidence Interval

Compliance Limit is not exceeded. Per-well alpha = 0.01.

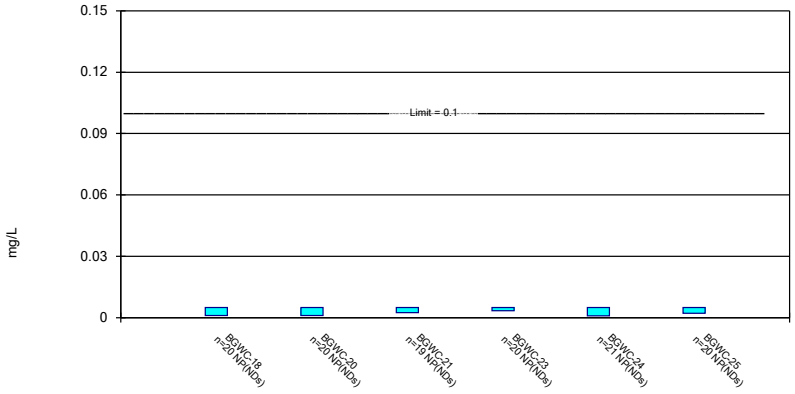

Constituent: Chromium Analysis Run 4/18/2023 12:36 PM View: Appendix IV
Plant Bowen Client: Southern Company Data: Bowen AP-1

Sanitas™ v.9.6.37 Groundwater Stats Consulting. UG

Non-Parametric Confidence Interval

Compliance Limit is not exceeded. Per-well alpha = 0.01 except as noted.

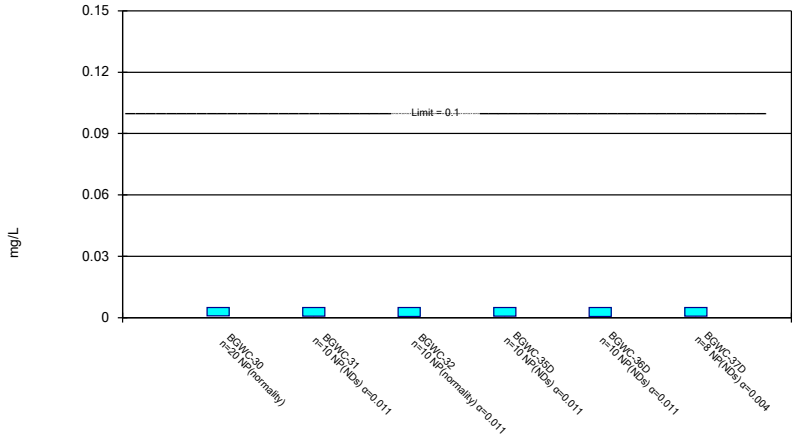

Constituent: Chromium Analysis Run 4/18/2023 12:36 PM View: Appendix IV
Plant Bowen Client: Southern Company Data: Bowen AP-1

Sanitas™ v.9.6.37 Groundwater Stats Consulting. UG

Non-Parametric Confidence Interval

Compliance Limit is not exceeded.

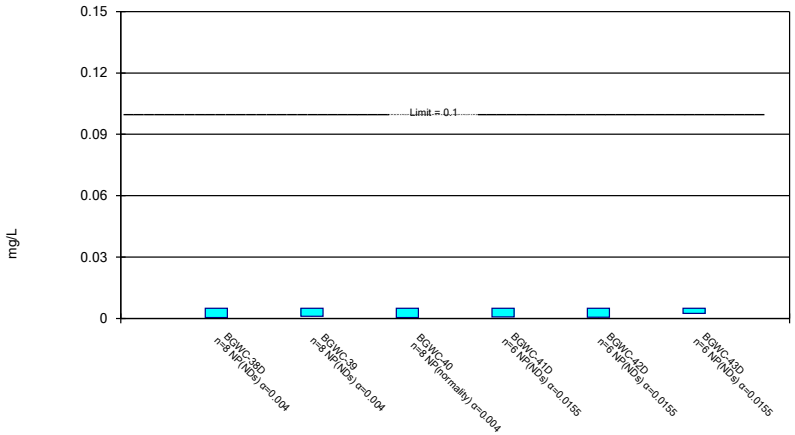

Constituent: Chromium Analysis Run 4/18/2023 12:36 PM View: Appendix IV
Plant Bowen Client: Southern Company Data: Bowen AP-1

Sanitas™ v.9.6.37 Groundwater Stats Consulting. UG

Non-Parametric Confidence Interval

Compliance Limit is not exceeded. Per-well alpha = 0.01 except as noted.

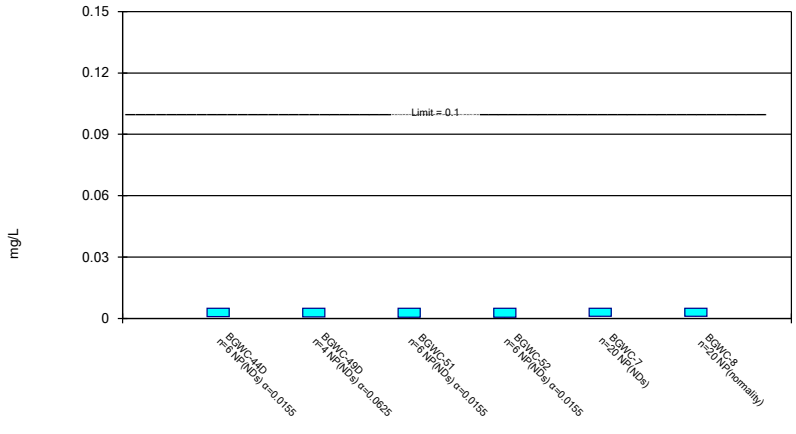

Constituent: Chromium Analysis Run 4/18/2023 12:36 PM View: Appendix IV
Plant Bowen Client: Southern Company Data: Bowen AP-1

Non-Parametric Confidence Interval

Compliance Limit is not exceeded. Per-well alpha = 0.01.



Constituent: Chromium Analysis Run 4/18/2023 12:36 PM View: Appendix IV
Plant Bowen Client: Southern Company Data: Bowen AP-1

Sanitas™ v.9.6.37 Groundwater Stats Consulting. UG

Parametric and Non-Parametric (NP) Confidence Interval

Compliance Limit is not exceeded. Per-well alpha = 0.01. Normality Test: Shapiro Wilk, alpha based on n.

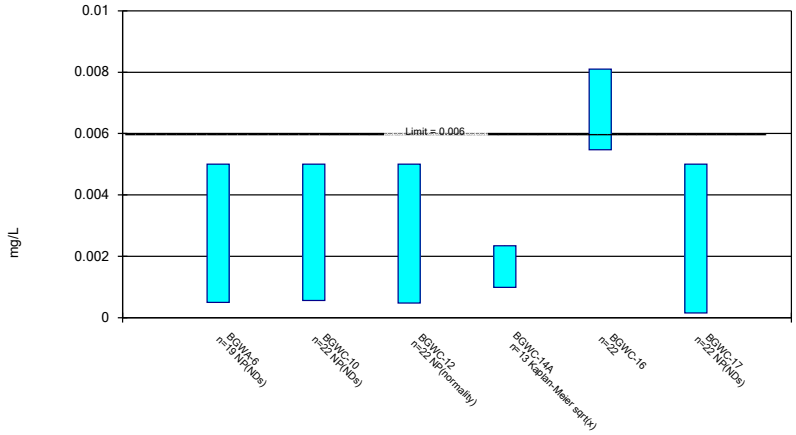

Constituent: Cobalt Analysis Run 4/18/2023 12:36 PM View: Appendix IV
Plant Bowen Client: Southern Company Data: Bowen AP-1

Sanitas™ v.9.6.37 Groundwater Stats Consulting. UG

Parametric and Non-Parametric (NP) Confidence Interval

Compliance limit is exceeded.* Per-well alpha = 0.01. Normality Test: Shapiro Wilk, alpha based on n.

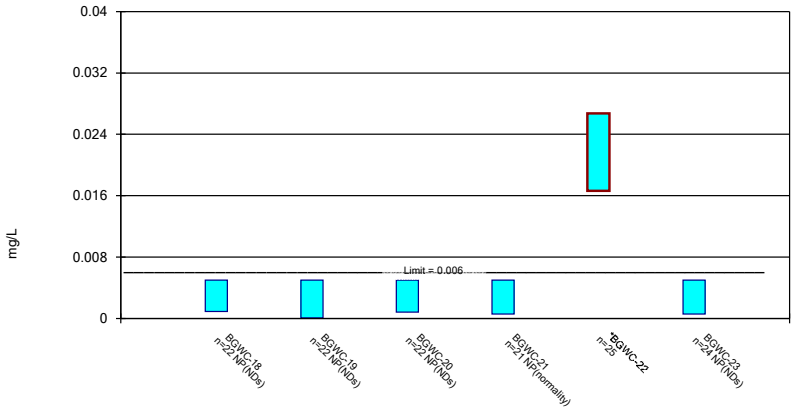

Constituent: Cobalt Analysis Run 4/18/2023 12:36 PM View: Appendix IV
Plant Bowen Client: Southern Company Data: Bowen AP-1

Sanitas™ v.9.6.37 Groundwater Stats Consulting. UG

Parametric and Non-Parametric (NP) Confidence Interval

Compliance Limit is not exceeded. Per-well alpha = 0.01 except as noted. Normality Test: Shapiro Wilk, alpha based on n.

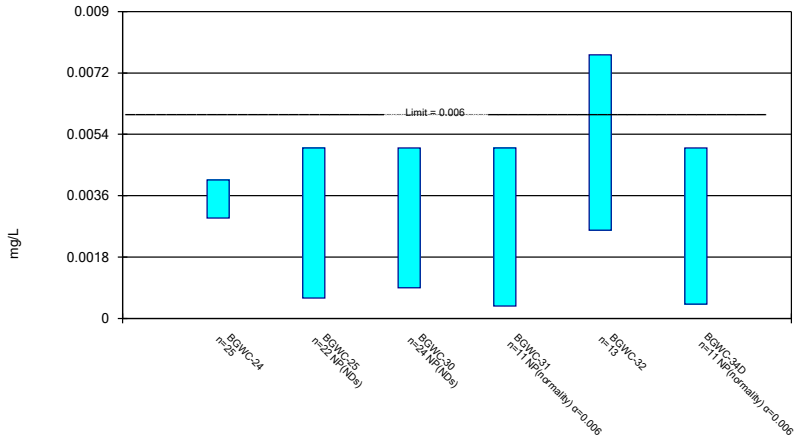

Constituent: Cobalt Analysis Run 4/18/2023 12:36 PM View: Appendix IV
Plant Bowen Client: Southern Company Data: Bowen AP-1

Parametric and Non-Parametric (NP) Confidence Interval

Compliance Limit is not exceeded. Per-well alpha = 0.01 except as noted. Normality Test: Shapiro Wilk, alpha based on n.

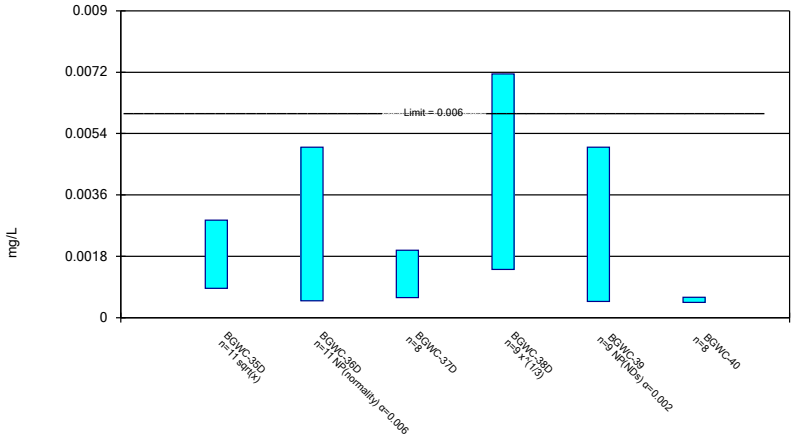

Constituent: Cobalt Analysis Run 4/18/2023 12:36 PM View: Appendix IV
Plant Bowen Client: Southern Company Data: Bowen AP-1

Sanitas™ v.9.6.37 Groundwater Stats Consulting. UG

Parametric and Non-Parametric (NP) Confidence Interval

Compliance Limit is not exceeded. Per-well alpha = 0.01 except as noted. Normality Test: Shapiro Wilk, alpha based on n.

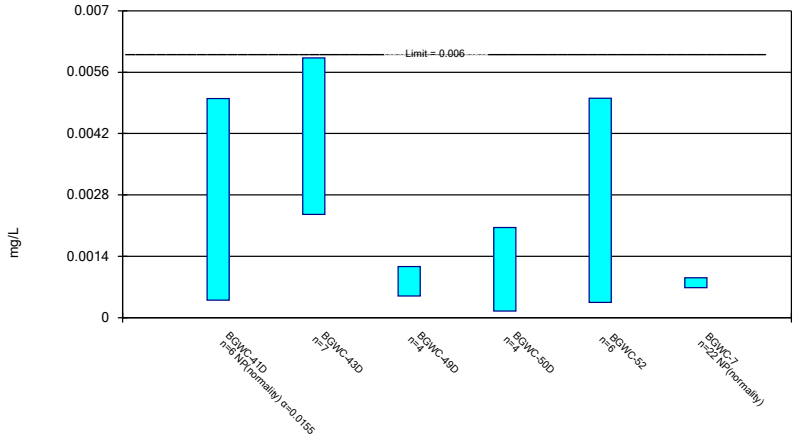

Constituent: Cobalt Analysis Run 4/18/2023 12:36 PM View: Appendix IV
Plant Bowen Client: Southern Company Data: Bowen AP-1

Sanitas™ v.9.6.37 Groundwater Stats Consulting. UG

Non-Parametric Confidence Interval

Compliance Limit is not exceeded. Per-well alpha = 0.01.

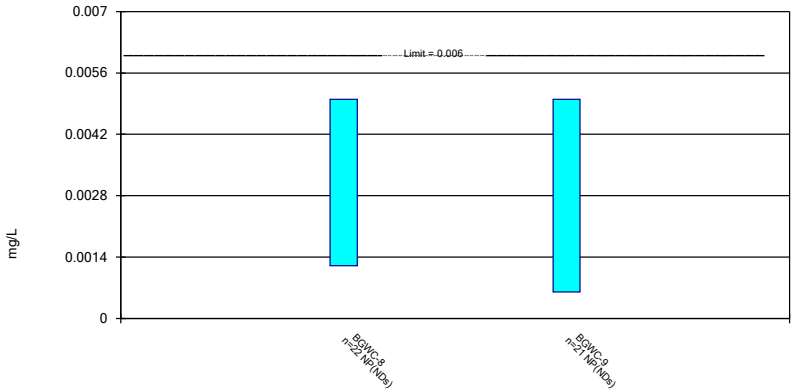

Constituent: Cobalt Analysis Run 4/18/2023 12:36 PM View: Appendix IV
Plant Bowen Client: Southern Company Data: Bowen AP-1

Sanitas™ v.9.6.37 Groundwater Stats Consulting. UG

Parametric Confidence Interval

Compliance Limit is not exceeded. Per-well alpha = 0.01. Normality Test: Shapiro Wilk, alpha based on n.

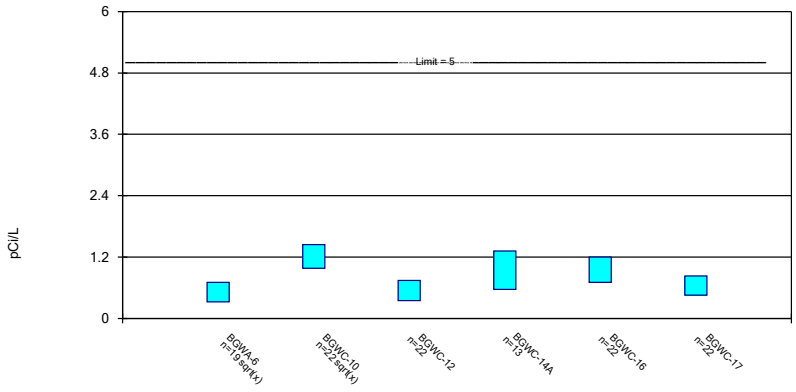

Constituent: Combined Radium 226 + 228 Analysis Run 4/18/2023 12:36 PM View: Appendix IV
Plant Bowen Client: Southern Company Data: Bowen AP-1

Parametric Confidence Interval

Compliance Limit is not exceeded. Per-well alpha = 0.01. Normality Test: Shapiro Wilk, alpha based on n.

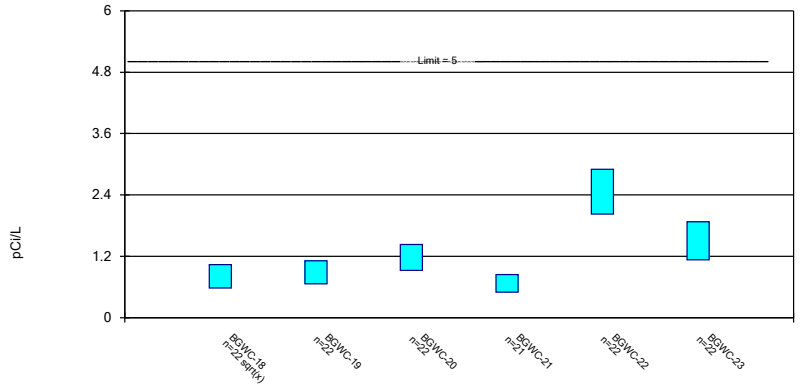

Constituent: Combined Radium 226 + 228 Analysis Run 4/18/2023 12:36 PM View: Appendix IV

Plant Bowen Client: Southern Company Data: Bowen AP-1

Sanitas™ v.9.6.37 Groundwater Stats Consulting. UG

Parametric Confidence Interval

Compliance Limit is not exceeded. Per-well alpha = 0.01. Normality Test: Shapiro Wilk, alpha based on n.

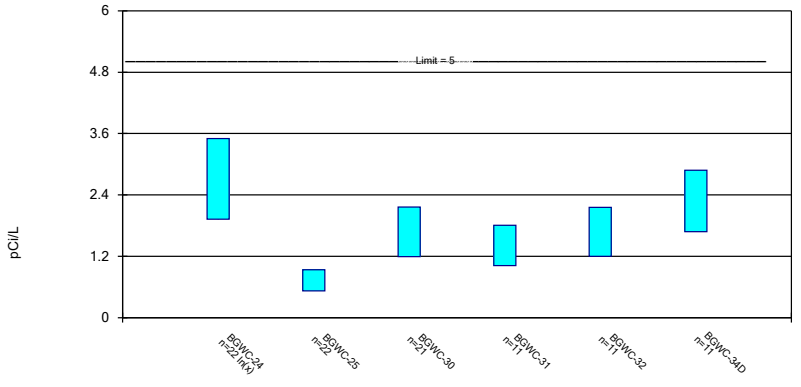

Constituent: Combined Radium 226 + 228 Analysis Run 4/18/2023 12:36 PM View: Appendix IV

Plant Bowen Client: Southern Company Data: Bowen AP-1

Sanitas™ v.9.6.37 Groundwater Stats Consulting. UG

Parametric and Non-Parametric (NP) Confidence Interval

Compliance Limit is not exceeded. Per-well alpha = 0.01 except as noted. Normality Test: Shapiro Wilk, alpha based on n.

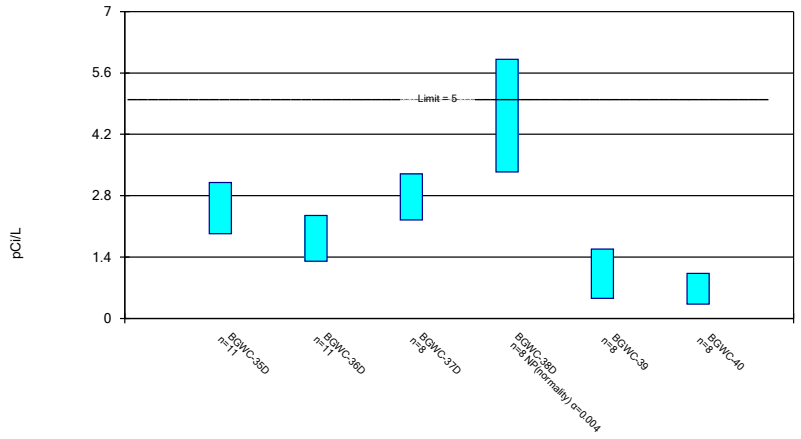

Constituent: Combined Radium 226 + 228 Analysis Run 4/18/2023 12:36 PM View: Appendix IV

Plant Bowen Client: Southern Company Data: Bowen AP-1

Sanitas™ v.9.6.37 Groundwater Stats Consulting. UG

Parametric and Non-Parametric (NP) Confidence Interval

Compliance Limit is not exceeded. Per-well alpha = 0.01 except as noted. Normality Test: Shapiro Wilk, alpha based on n.

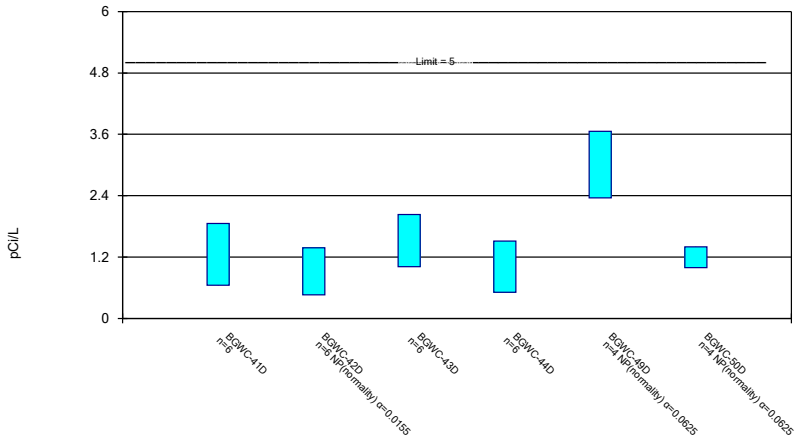

Constituent: Combined Radium 226 + 228 Analysis Run 4/18/2023 12:36 PM View: Appendix IV

Plant Bowen Client: Southern Company Data: Bowen AP-1

Parametric Confidence Interval

Compliance Limit is not exceeded. Per-well alpha = 0.01. Normality Test: Shapiro Wilk, alpha based on n.

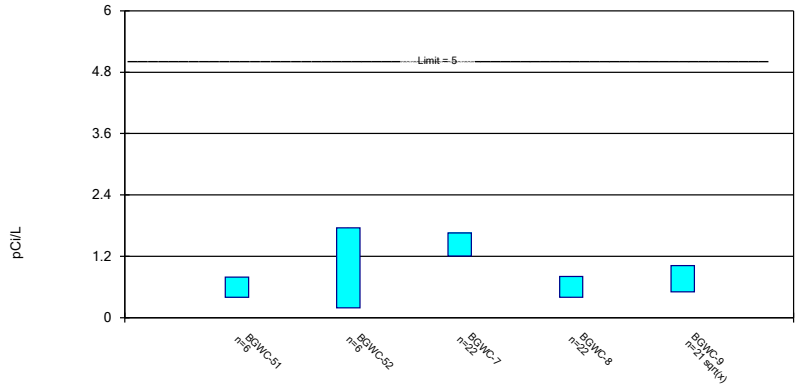

Constituent: Combined Radium 226 + 228 Analysis Run 4/18/2023 12:36 PM View: Appendix IV
Plant Bowen Client: Southern Company Data: Bowen AP-1

Parametric and Non-Parametric (NP) Confidence Interval

Compliance Limit is not exceeded. Per-well alpha = 0.01. Normality Test: Shapiro Wilk, alpha based on n.

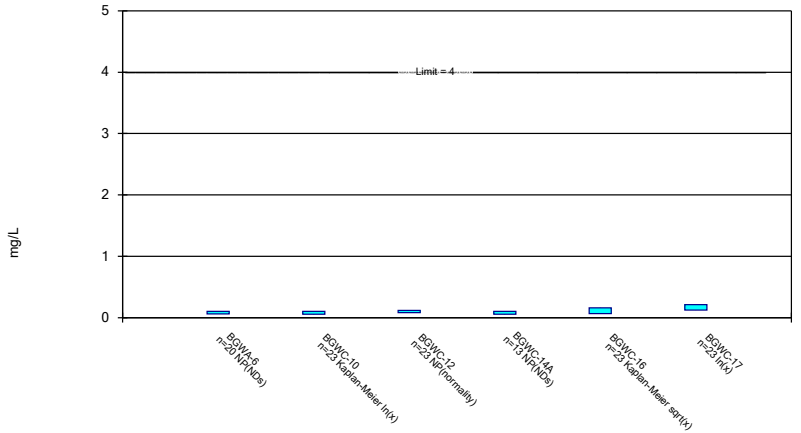

Constituent: Fluoride Analysis Run 4/18/2023 12:36 PM View: Appendix IV
Plant Bowen Client: Southern Company Data: Bowen AP-1

Non-Parametric Confidence Interval

Compliance Limit is not exceeded. Per-well alpha = 0.01.

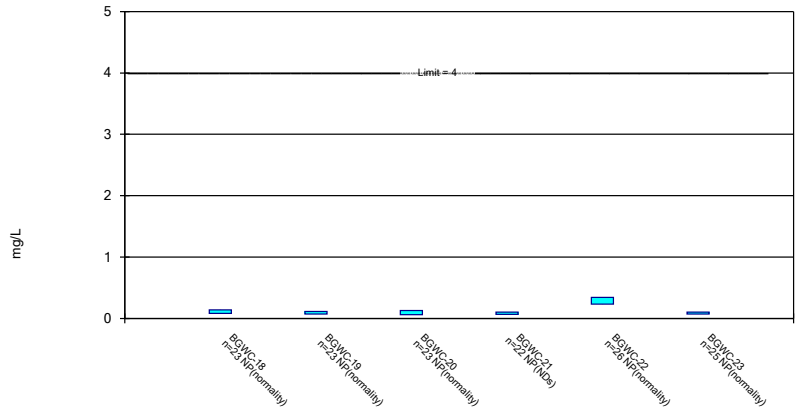

Constituent: Fluoride Analysis Run 4/18/2023 12:36 PM View: Appendix IV
Plant Bowen Client: Southern Company Data: Bowen AP-1

Parametric and Non-Parametric (NP) Confidence Interval

Compliance Limit is not exceeded. Per-well alpha = 0.01 except as noted. Normality Test: Shapiro Wilk, alpha based on n.

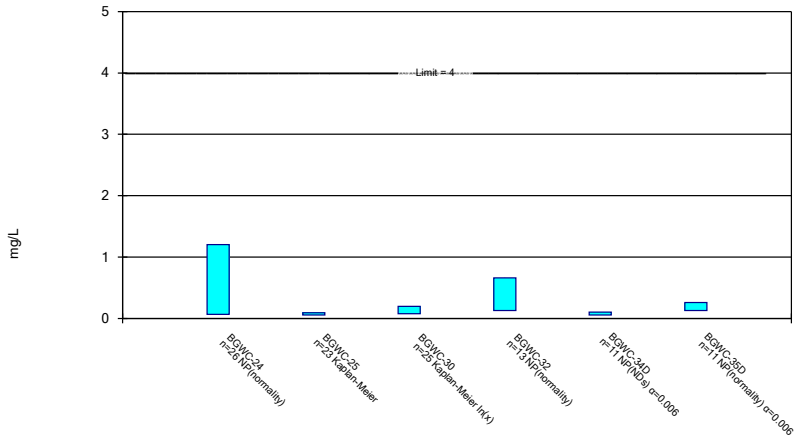

Constituent: Fluoride Analysis Run 4/18/2023 12:36 PM View: Appendix IV
Plant Bowen Client: Southern Company Data: Bowen AP-1

Parametric and Non-Parametric (NP) Confidence Interval

Compliance Limit is not exceeded. Per-well alpha = 0.01 except as noted. Normality Test: Shapiro Wilk, alpha based on n.

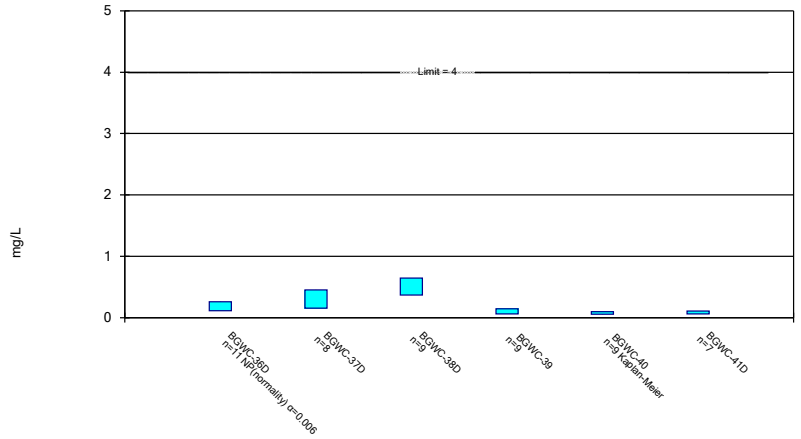

Constituent: Fluoride Analysis Run 4/18/2023 12:36 PM View: Appendix IV
Plant Bowen Client: Southern Company Data: Bowen AP-1

Sanitas™ v.9.6.37 Groundwater Stats Consulting. UG

Parametric and Non-Parametric (NP) Confidence Interval

Compliance Limit is not exceeded. Per-well alpha = 0.01 except as noted. Normality Test: Shapiro Wilk, alpha based on n.

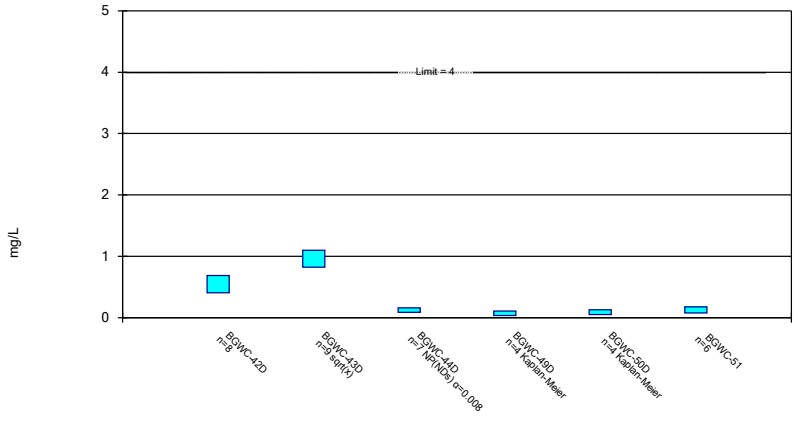

Constituent: Fluoride Analysis Run 4/18/2023 12:36 PM View: Appendix IV
Plant Bowen Client: Southern Company Data: Bowen AP-1

Sanitas™ v.9.6.37 Groundwater Stats Consulting. UG

Parametric and Non-Parametric (NP) Confidence Interval

Compliance Limit is not exceeded. Per-well alpha = 0.01. Normality Test: Shapiro Wilk, alpha based on n.

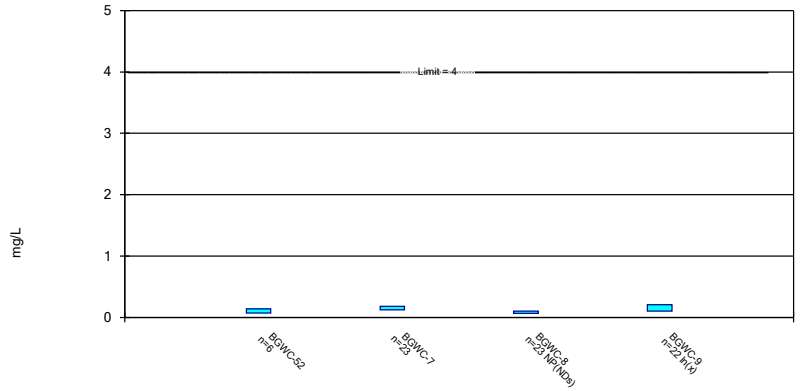

Constituent: Fluoride Analysis Run 4/18/2023 12:36 PM View: Appendix IV
Plant Bowen Client: Southern Company Data: Bowen AP-1

Sanitas™ v.9.6.37 Groundwater Stats Consulting. UG

Non-Parametric Confidence Interval

Compliance Limit is not exceeded. Per-well alpha = 0.01.

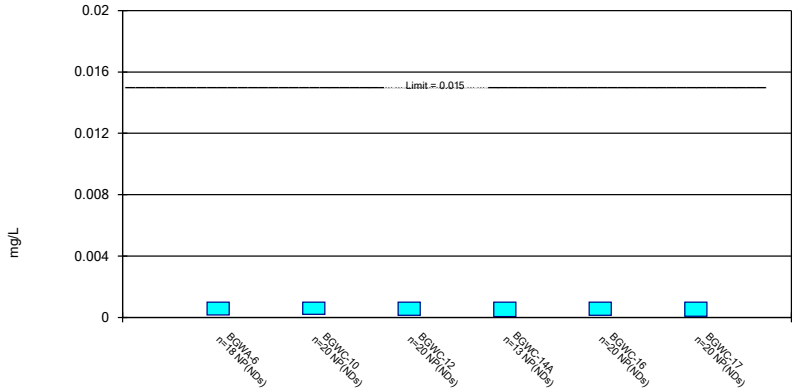

Constituent: Lead Analysis Run 4/18/2023 12:36 PM View: Appendix IV
Plant Bowen Client: Southern Company Data: Bowen AP-1

Non-Parametric Confidence Interval

Compliance Limit is not exceeded. Per-well alpha = 0.01.

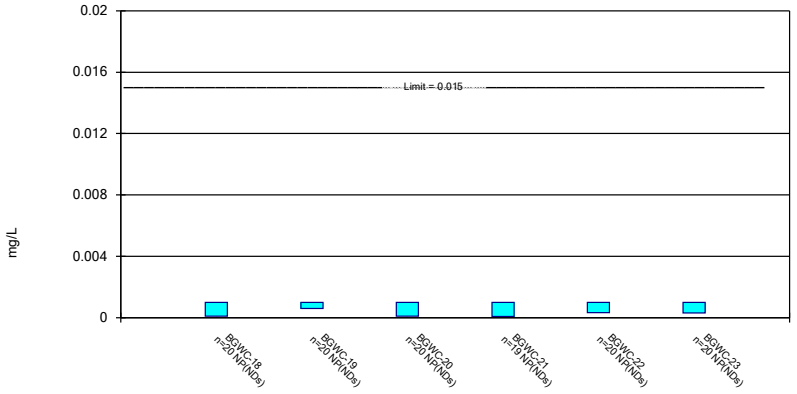

Constituent: Lead Analysis Run 4/18/2023 12:36 PM View: Appendix IV
Plant Bowen Client: Southern Company Data: Bowen AP-1

Sanitas™ v.9.6.37 Groundwater Stats Consulting. UG

Parametric and Non-Parametric (NP) Confidence Interval

Compliance Limit is not exceeded. Per-well alpha = 0.01 except as noted. Normality Test: Shapiro Wilk, alpha based on n.

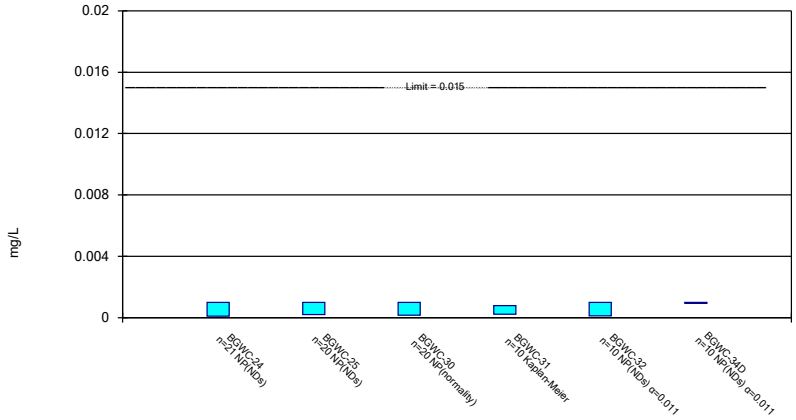

Constituent: Lead Analysis Run 4/18/2023 12:36 PM View: Appendix IV
Plant Bowen Client: Southern Company Data: Bowen AP-1

Sanitas™ v.9.6.37 Groundwater Stats Consulting. UG

Parametric and Non-Parametric (NP) Confidence Interval

Compliance Limit is not exceeded. Per-well alpha = 0.01 except as noted. Normality Test: Shapiro Wilk, alpha based on n.

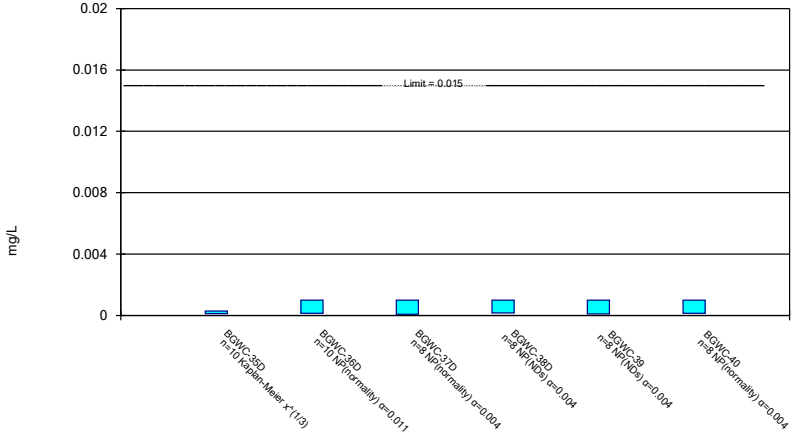

Constituent: Lead Analysis Run 4/18/2023 12:36 PM View: Appendix IV
Plant Bowen Client: Southern Company Data: Bowen AP-1

Sanitas™ v.9.6.37 Groundwater Stats Consulting. UG

Non-Parametric Confidence Interval

Compliance Limit is not exceeded.

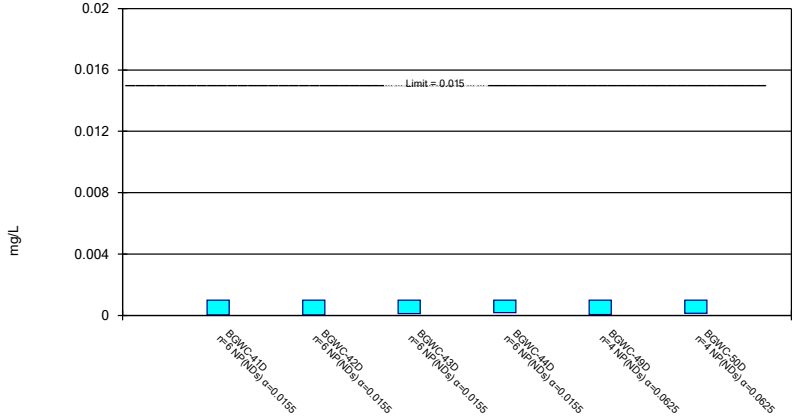

Constituent: Lead Analysis Run 4/18/2023 12:36 PM View: Appendix IV
Plant Bowen Client: Southern Company Data: Bowen AP-1

Non-Parametric Confidence Interval

Compliance Limit is not exceeded. Per-well alpha = 0.01 except as noted.

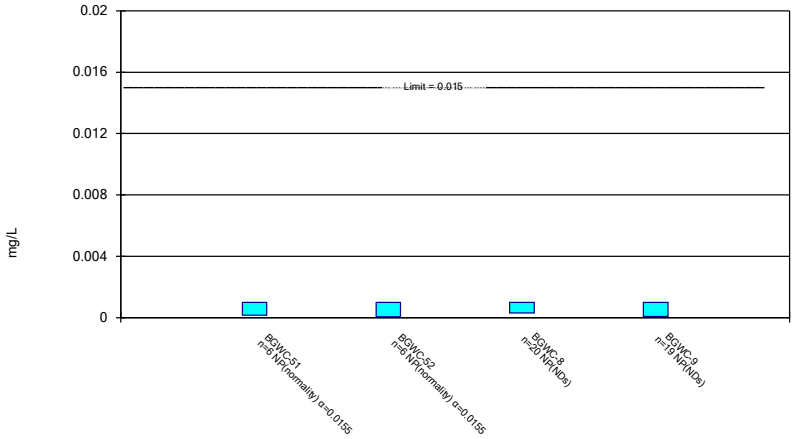

Constituent: Lead Analysis Run 4/18/2023 12:36 PM View: Appendix IV
Plant Bowen Client: Southern Company Data: Bowen AP-1

Sanitas™ v.9.6.37 Groundwater Stats Consulting. UG

Non-Parametric Confidence Interval

Compliance Limit is not exceeded. Per-well alpha = 0.01.

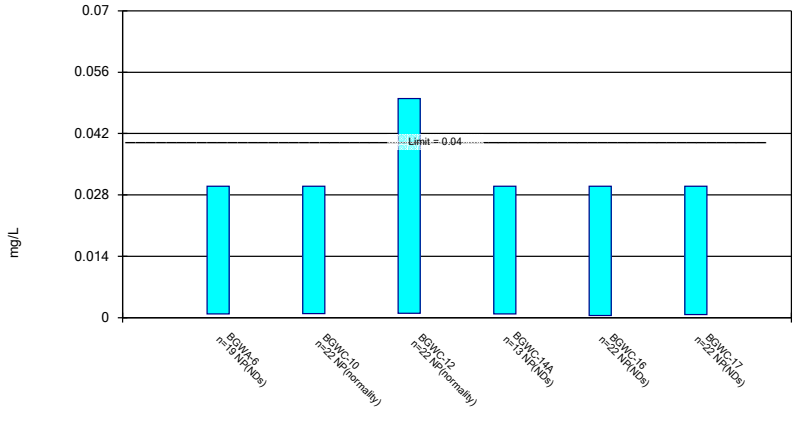

Constituent: Lithium Analysis Run 4/18/2023 12:36 PM View: Appendix IV
Plant Bowen Client: Southern Company Data: Bowen AP-1

Sanitas™ v.9.6.37 Groundwater Stats Consulting. UG

Parametric and Non-Parametric (NP) Confidence Interval

Compliance Limit is not exceeded. Per-well alpha = 0.01 except as noted. Normality Test: Shapiro Wilk, alpha based on n.

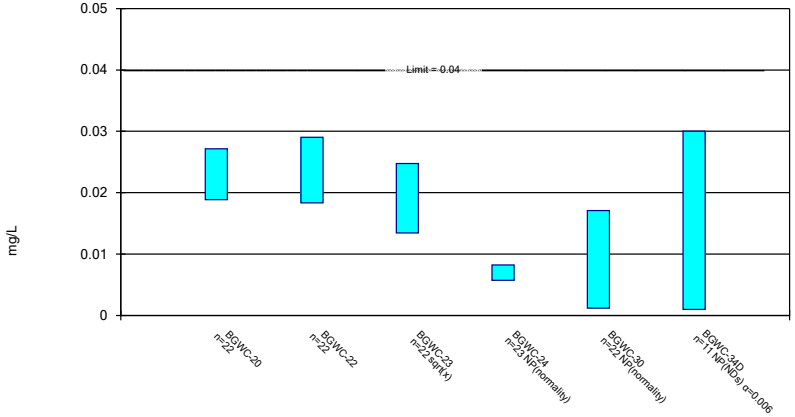

Constituent: Lithium Analysis Run 4/18/2023 12:36 PM View: Appendix IV
Plant Bowen Client: Southern Company Data: Bowen AP-1

Sanitas™ v.9.6.37 Groundwater Stats Consulting. UG

Parametric and Non-Parametric (NP) Confidence Interval

Compliance Limit is not exceeded. Per-well alpha = 0.01 except as noted. Normality Test: Shapiro Wilk, alpha based on n.

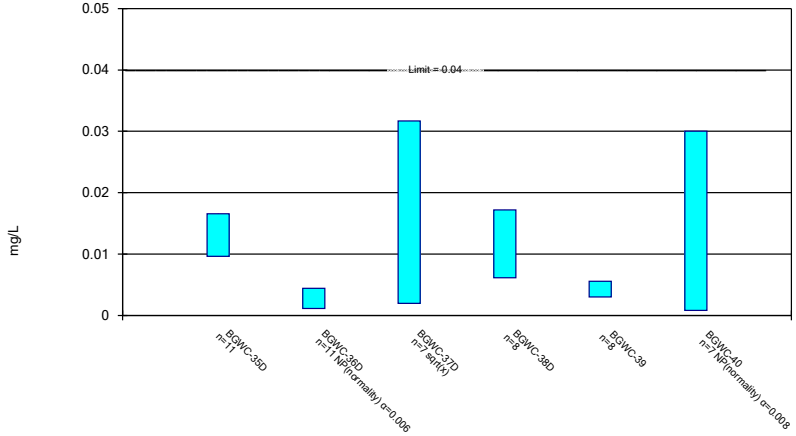

Constituent: Lithium Analysis Run 4/18/2023 12:36 PM View: Appendix IV
Plant Bowen Client: Southern Company Data: Bowen AP-1

Parametric and Non-Parametric (NP) Confidence Interval

Compliance Limit is not exceeded. Per-well alpha = 0.01 except as noted. Normality Test: Shapiro Wilk, alpha based on n.

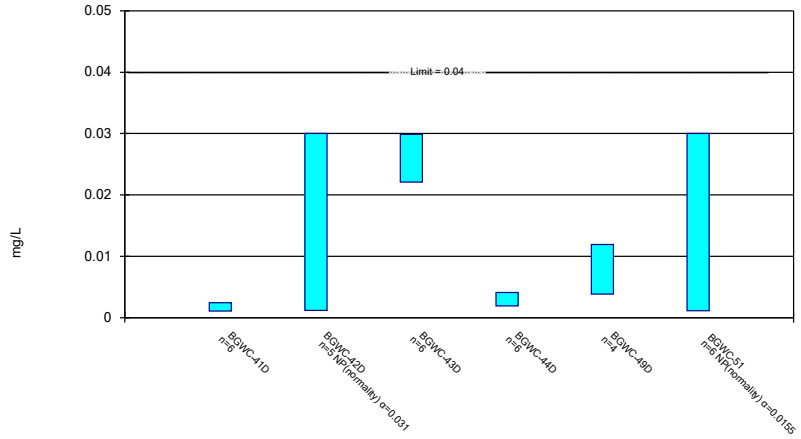

Constituent: Lithium Analysis Run 4/18/2023 12:36 PM View: Appendix IV
Plant Bowen Client: Southern Company Data: Bowen AP-1

Sanitas™ v.9.6.37 Groundwater Stats Consulting. UG

Parametric and Non-Parametric (NP) Confidence Interval

Compliance Limit is not exceeded. Per-well alpha = 0.01. Normality Test: Shapiro Wilk, alpha based on n.

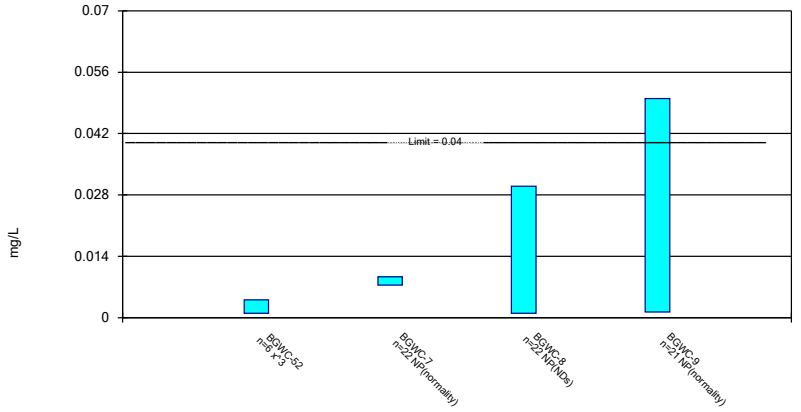

Constituent: Lithium Analysis Run 4/18/2023 12:36 PM View: Appendix IV
Plant Bowen Client: Southern Company Data: Bowen AP-1

Sanitas™ v.9.6.37 Groundwater Stats Consulting. UG

Parametric and Non-Parametric (NP) Confidence Interval

Compliance Limit is not exceeded. Per-well alpha = 0.01. Normality Test: Shapiro Wilk, alpha based on n.

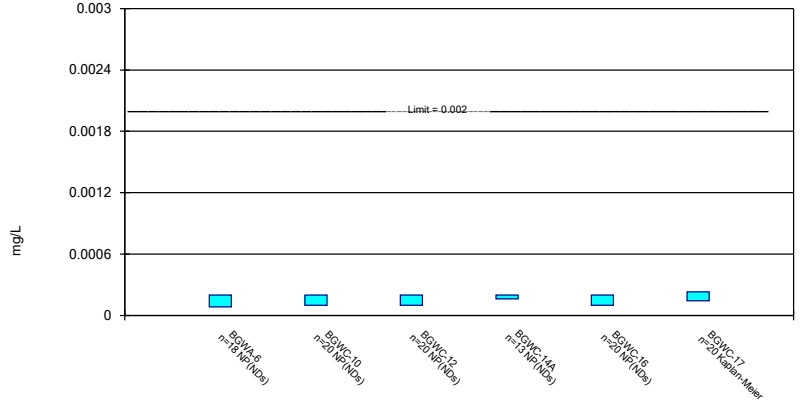

Constituent: Mercury Analysis Run 4/18/2023 12:36 PM View: Appendix IV
Plant Bowen Client: Southern Company Data: Bowen AP-1

Sanitas™ v.9.6.37 Groundwater Stats Consulting. UG

Parametric and Non-Parametric (NP) Confidence Interval

Compliance Limit is not exceeded. Per-well alpha = 0.01. Normality Test: Shapiro Wilk, alpha based on n.

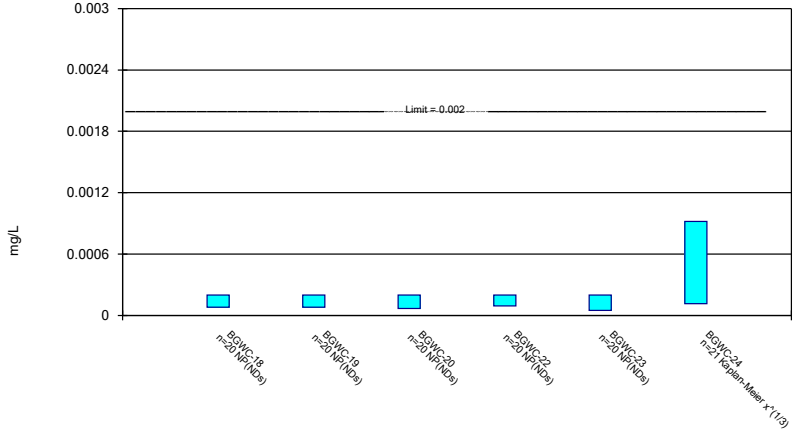

Constituent: Mercury Analysis Run 4/18/2023 12:36 PM View: Appendix IV
Plant Bowen Client: Southern Company Data: Bowen AP-1

Non-Parametric Confidence Interval

Compliance Limit is not exceeded. Per-well alpha = 0.01 except as noted.

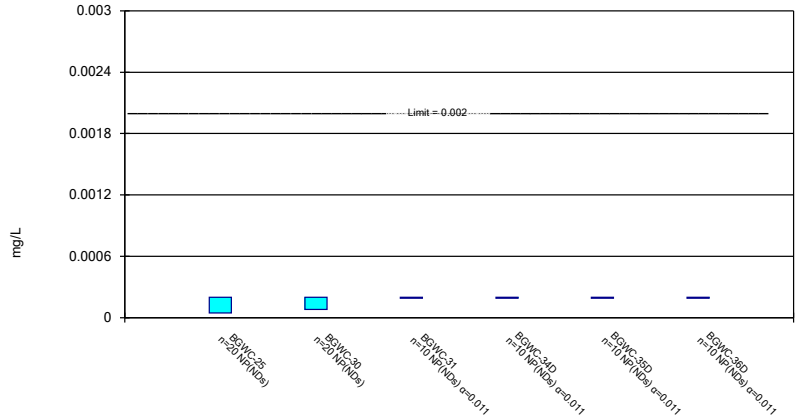

Constituent: Mercury Analysis Run 4/18/2023 12:36 PM View: Appendix IV

Plant Bowen Client: Southern Company Data: Bowen AP-1

Sanitas™ v.9.6.37 Groundwater Stats Consulting. UG

Non-Parametric Confidence Interval

Compliance Limit is not exceeded. Per-well alpha = 0.01 except as noted.

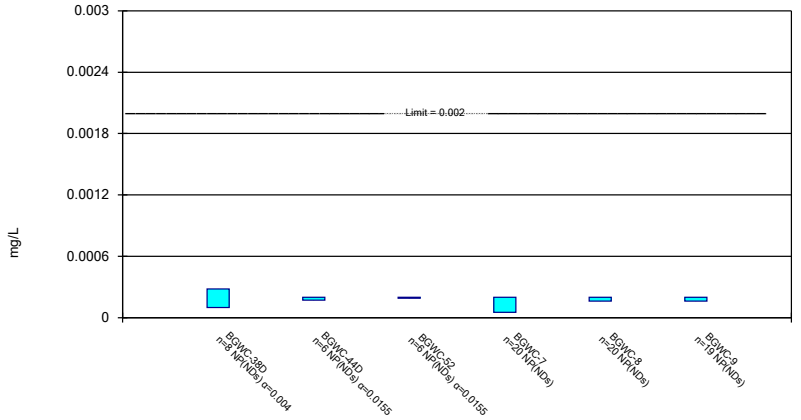

Constituent: Mercury Analysis Run 4/18/2023 12:36 PM View: Appendix IV

Plant Bowen Client: Southern Company Data: Bowen AP-1

Sanitas™ v.9.6.37 Groundwater Stats Consulting. UG

Parametric and Non-Parametric (NP) Confidence Interval

Compliance Limit is not exceeded. Per-well alpha = 0.01. Normality Test: Shapiro Wilk, alpha based on n.

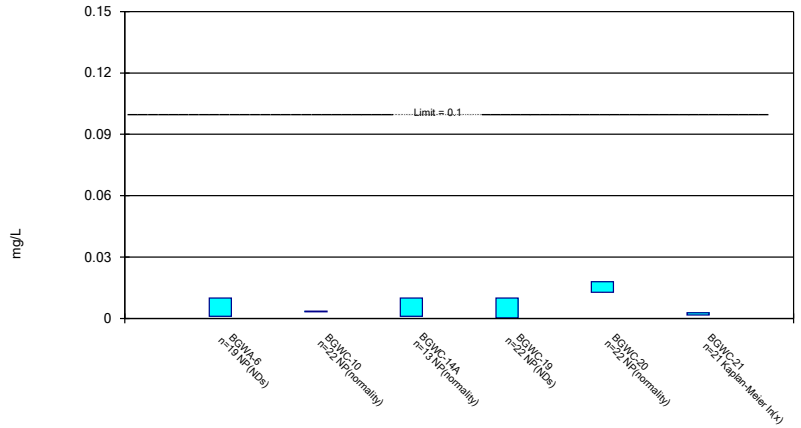

Constituent: Molybdenum Analysis Run 4/18/2023 12:36 PM View: Appendix IV

Plant Bowen Client: Southern Company Data: Bowen AP-1

Sanitas™ v.9.6.37 Groundwater Stats Consulting. UG

Parametric and Non-Parametric (NP) Confidence Interval

Compliance Limit is not exceeded. Per-well alpha = 0.01 except as noted. Normality Test: Shapiro Wilk, alpha based on n.

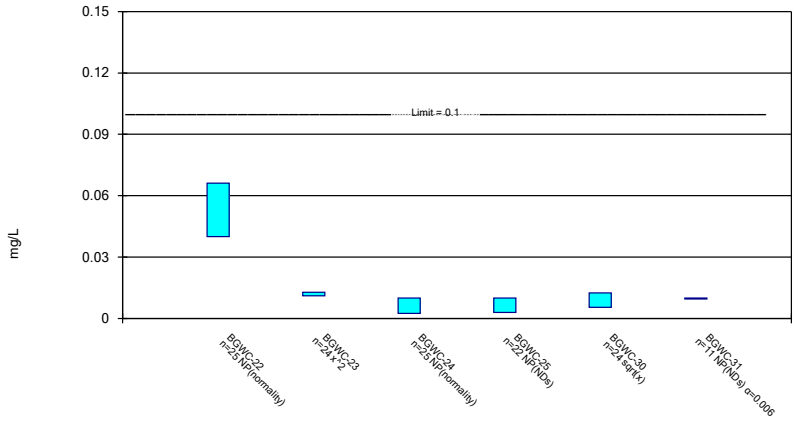

Constituent: Molybdenum Analysis Run 4/18/2023 12:36 PM View: Appendix IV

Plant Bowen Client: Southern Company Data: Bowen AP-1

Parametric and Non-Parametric (NP) Confidence Interval

Compliance Limit is not exceeded. Per-well alpha = 0.01 except as noted. Normality Test: Shapiro Wilk, alpha based on n.

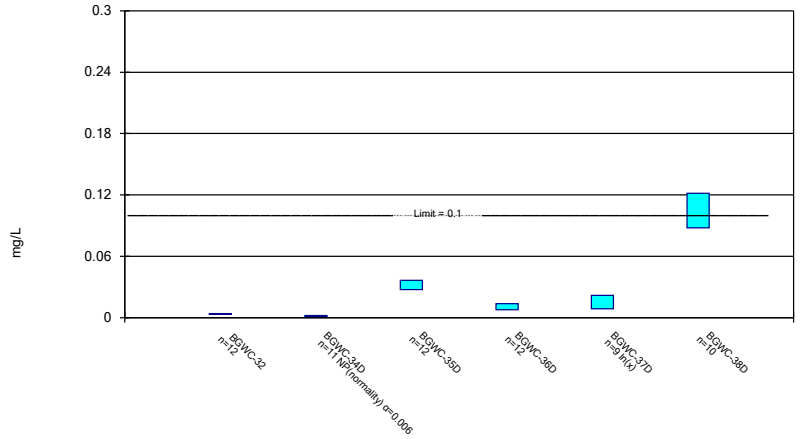

Constituent: Molybdenum Analysis Run 4/18/2023 12:36 PM View: Appendix IV

Plant Bowen Client: Southern Company Data: Bowen AP-1

Sanitas™ v.9.6.37 Groundwater Stats Consulting. UG

Parametric and Non-Parametric (NP) Confidence Interval

Compliance limit is exceeded.* Per-well alpha = 0.01 except as noted. Normality Test: Shapiro Wilk, alpha based on n.

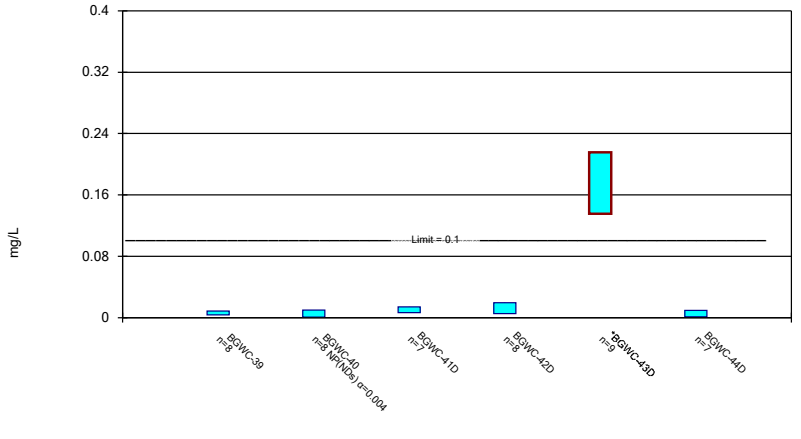

Constituent: Molybdenum Analysis Run 4/18/2023 12:36 PM View: Appendix IV

Plant Bowen Client: Southern Company Data: Bowen AP-1

Sanitas™ v.9.6.37 Groundwater Stats Consulting. UG

Parametric and Non-Parametric (NP) Confidence Interval

Compliance Limit is not exceeded. Per-well alpha = 0.01 except as noted. Normality Test: Shapiro Wilk, alpha based on n.

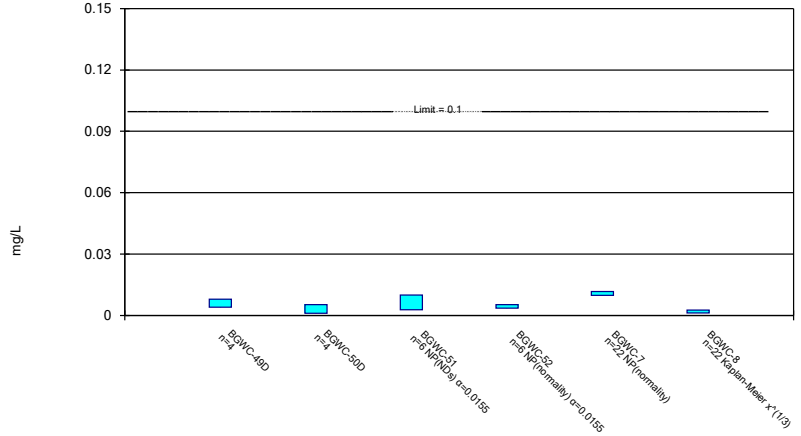

Constituent: Molybdenum Analysis Run 4/18/2023 12:36 PM View: Appendix IV

Plant Bowen Client: Southern Company Data: Bowen AP-1

Sanitas™ v.9.6.37 Groundwater Stats Consulting. UG

Parametric Confidence Interval

Compliance Limit is not exceeded. Per-well alpha = 0.01. Normality Test: Shapiro Wilk, alpha based on n.

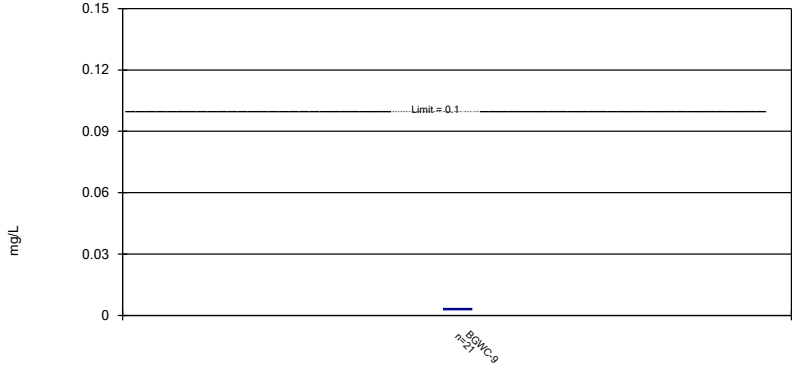

Constituent: Molybdenum Analysis Run 4/18/2023 12:36 PM View: Appendix IV

Plant Bowen Client: Southern Company Data: Bowen AP-1

Non-Parametric Confidence Interval

Compliance Limit is not exceeded. Per-well alpha = 0.01.

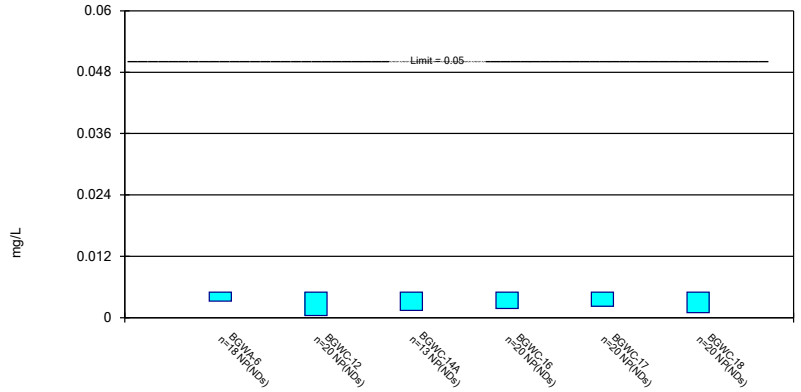

Constituent: Selenium Analysis Run 4/18/2023 12:36 PM View: Appendix IV
Plant Bowen Client: Southern Company Data: Bowen AP-1

Parametric and Non-Parametric (NP) Confidence Interval

Compliance Limit is not exceeded. Per-well alpha = 0.01. Normality Test: Shapiro Wilk, alpha based on n.

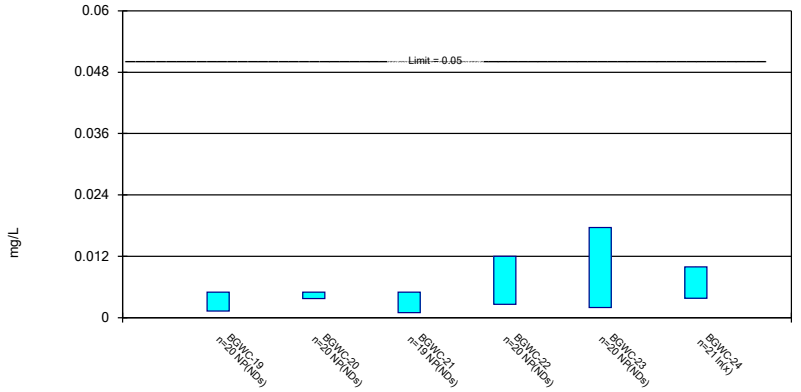

Constituent: Selenium Analysis Run 4/18/2023 12:37 PM View: Appendix IV
Plant Bowen Client: Southern Company Data: Bowen AP-1

Parametric and Non-Parametric (NP) Confidence Interval

Compliance Limit is not exceeded. Per-well alpha = 0.01 except as noted. Normality Test: Shapiro Wilk, alpha based on n.

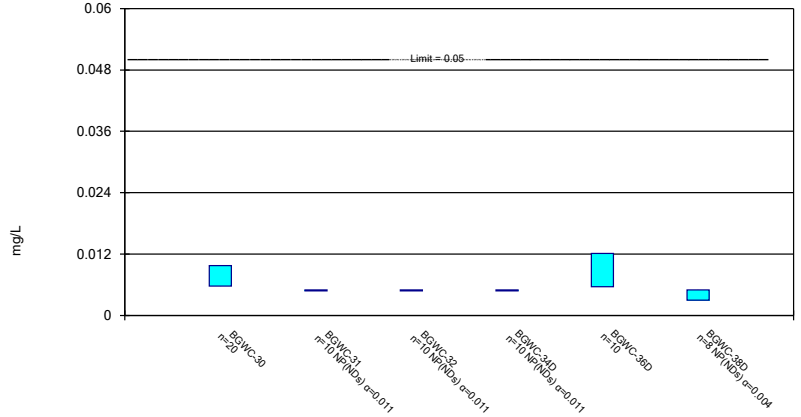

Constituent: Selenium Analysis Run 4/18/2023 12:37 PM View: Appendix IV
Plant Bowen Client: Southern Company Data: Bowen AP-1

Parametric and Non-Parametric (NP) Confidence Interval

Compliance Limit is not exceeded. Per-well alpha = 0.01 except as noted. Normality Test: Shapiro Wilk, alpha based on n.

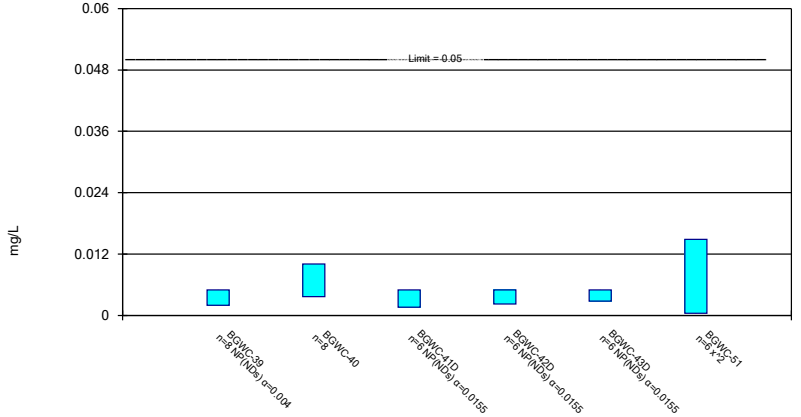

Constituent: Selenium Analysis Run 4/18/2023 12:37 PM View: Appendix IV
Plant Bowen Client: Southern Company Data: Bowen AP-1

Non-Parametric Confidence Interval

Compliance Limit is not exceeded. Per-well alpha = 0.01 except as noted.

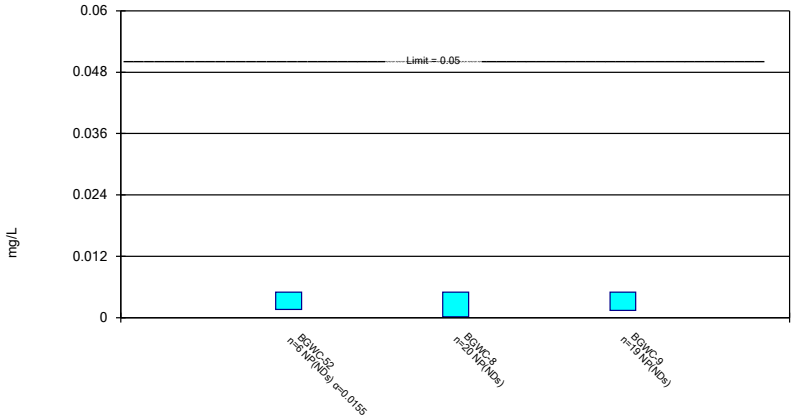

Constituent: Selenium Analysis Run 4/18/2023 12:37 PM View: Appendix IV
Plant Bowen Client: Southern Company Data: Bowen AP-1

Parametric and Non-Parametric (NP) Confidence Interval

Compliance Limit is not exceeded. Per-well alpha = 0.01. Normality Test: Shapiro Wilk, alpha based on n.

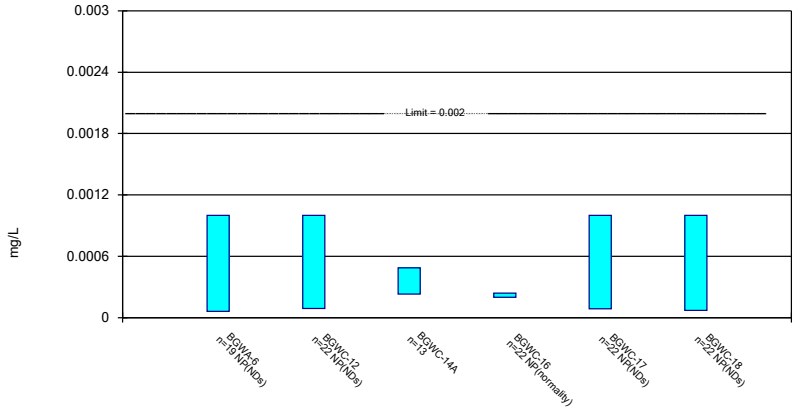

Constituent: Thallium Analysis Run 4/18/2023 12:37 PM View: Appendix IV
Plant Bowen Client: Southern Company Data: Bowen AP-1

Parametric and Non-Parametric (NP) Confidence Interval

Compliance Limit is not exceeded. Per-well alpha = 0.01. Normality Test: Shapiro Wilk, alpha based on n.

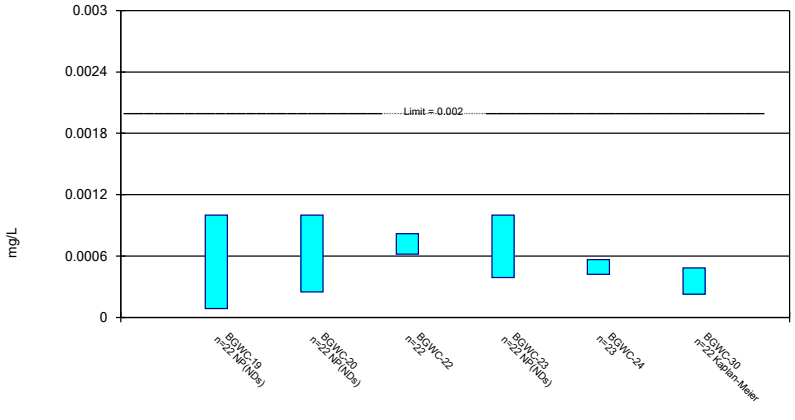

Constituent: Thallium Analysis Run 4/18/2023 12:37 PM View: Appendix IV
Plant Bowen Client: Southern Company Data: Bowen AP-1

Parametric and Non-Parametric (NP) Confidence Interval

Compliance Limit is not exceeded. Per-well alpha = 0.01 except as noted. Normality Test: Shapiro Wilk, alpha based on n.

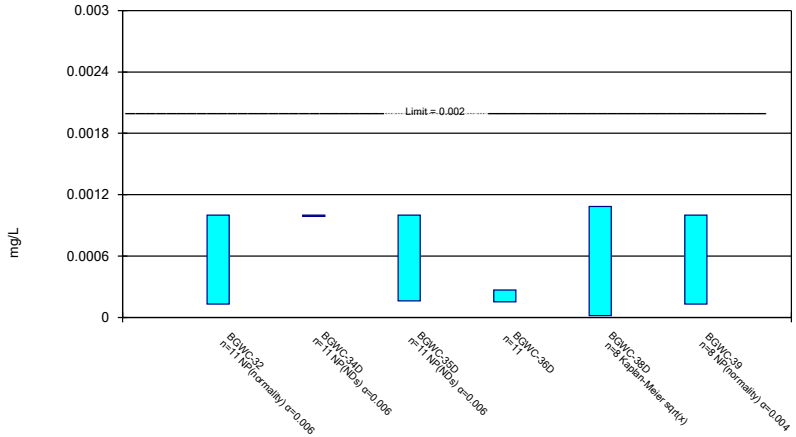

Constituent: Thallium Analysis Run 4/18/2023 12:37 PM View: Appendix IV
Plant Bowen Client: Southern Company Data: Bowen AP-1

Parametric and Non-Parametric (NP) Confidence Interval

Compliance Limit is not exceeded. Per-well alpha = 0.01 except as noted. Normality Test: Shapiro Wilk, alpha based on n.

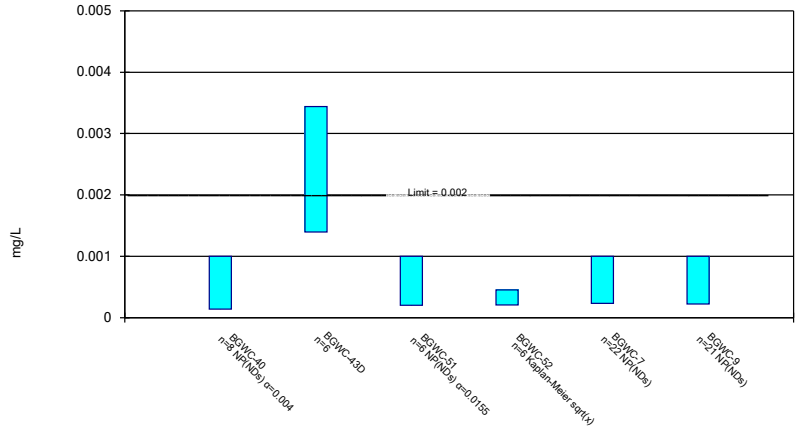

Constituent: Thallium Analysis Run 4/18/2023 12:37 PM View: Appendix IV

Plant Bowen Client: Southern Company Data: Bowen AP-1

Confidence Interval

Constituent: Antimony (mg/L) Analysis Run 4/18/2023 12:41 PM View: Appendix IV

Plant Bowen Client: Southern Company Data: Bowen AP-1

	BGWC-10	BGWC-14A	BGWC-16	BGWC-17	BGWC-19	BGWC-20
6/7/2016	0.0022 (J)		<0.003	<0.003		
6/8/2016					<0.003	<0.003
8/11/2016			0.0004 (J)	0.0002 (J)		
8/12/2016					<0.003	<0.003
8/16/2016	<0.003					
10/7/2016	<0.003		<0.003	<0.003	<0.003	
10/10/2016						<0.003
12/6/2016	<0.003		<0.003	<0.003		
12/7/2016					<0.003	<0.003
2/16/2017	<0.003		<0.003	<0.003	<0.003	
2/17/2017						<0.003
4/18/2017	<0.003		<0.003			
4/19/2017				<0.003	<0.003	<0.003
5/30/2017			<0.003	<0.003		
6/1/2017					<0.003	<0.003
6/2/2017	<0.003					
7/12/2017	<0.003					
7/14/2017			<0.003	<0.003	<0.003	
7/18/2017						<0.003
3/27/2018	<0.003		<0.003	<0.003	<0.003	
3/28/2018						<0.003
2/25/2019			<0.003			
2/27/2019				<0.003		<0.003
2/28/2019	<0.003					
3/1/2019					<0.003	
2/20/2020	<0.003		<0.003			
2/24/2020				<0.003	<0.003	<0.003
3/19/2020			<0.003	<0.003		
3/20/2020					<0.003	
3/23/2020	<0.003					0.0014 (J)
5/22/2020		<0.003				
6/23/2020		<0.003				
7/28/2020		<0.003				
9/2/2020		<0.003				
9/24/2020	<0.003		<0.003	<0.003		
9/28/2020					0.0005 (J)	0.0005 (J)
10/1/2020		0.0003 (J)				
11/10/2020		0.00061 (J)				
12/15/2020		<0.003				
1/20/2021		<0.003				
2/18/2021	<0.003	<0.003	<0.003	<0.003	<0.003	<0.003
3/24/2021		<0.003	<0.003	<0.003		
3/26/2021					<0.003	
3/29/2021						<0.003
3/30/2021	<0.003					
8/18/2021	<0.003	<0.003	<0.003			
8/19/2021				<0.003		
8/20/2021					<0.003	<0.003
2/9/2022		<0.003				
2/11/2022	0.0021 (J)		<0.003	<0.003		
2/16/2022					<0.003	<0.003
7/26/2022		<0.003				

ND substitution: RL or RL/2 if <15% NDs.

Confidence Interval

Constituent: Antimony (mg/L) Analysis Run 4/18/2023 12:41 PM View: Appendix IV

Plant Bowen Client: Southern Company Data: Bowen AP-1

	BGWC-10	BGWC-14A	BGWC-16	BGWC-17	BGWC-19	BGWC-20
7/27/2022			<0.003	<0.003	<0.003	<0.003
7/28/2022	0.0015 (J)					
Mean	0.002822	0.002608	0.002856	0.002844	0.002861	0.002772
Std. Dev.	0.0004292	0.0009578	0.0006128	0.00066	0.0005893	0.0006807
Upper Lim.	0.003	0.003	0.003	0.003	0.003	0.003
Lower Lim.	0.0022	0.00061	0.0004	0.0002	0.0005	0.0014

ND substitution: RL or RL/2 if <15% NDs.

Confidence Interval

Constituent: Antimony (mg/L) Analysis Run 4/18/2023 12:41 PM View: Appendix IV

Plant Bowen Client: Southern Company Data: Bowen AP-1

	BGWC-21	BGWC-22	BGWC-23	BGWC-24	BGWC-25	BGWC-31
6/8/2016	<0.003	<0.003			<0.003	
6/9/2016			<0.03	<0.03		
8/15/2016					0.0013 (J)	
8/18/2016	<0.003	0.0023 (J)	0.0009 (J)	<0.03		
10/10/2016	<0.003	0.0021 (J)	<0.03	<0.03	<0.003	
12/7/2016			<0.03	<0.03		
12/8/2016	<0.003	<0.003			<0.003	
2/17/2017	<0.003	<0.003				
2/20/2017			<0.03	<0.03	<0.003	
4/19/2017	<0.003		<0.03	<0.03		
4/20/2017		<0.003			<0.003	
6/1/2017	<0.003				<0.003	
6/5/2017		<0.003	<0.03	<0.03		
7/17/2017			<0.03	<0.03	<0.003	
7/18/2017	<0.003					
7/19/2017		<0.003				
3/28/2018	<0.003				<0.003	
3/29/2018		<0.003	<0.03	<0.03		
3/1/2019		<0.003	<0.03	<0.03	<0.003	
2/25/2020		<0.003	<0.03			
2/26/2020	<0.003			<0.03	<0.003	<0.003
3/20/2020	<0.003	<0.003				
3/23/2020			0.00053 (J)			<0.003
3/24/2020					<0.003	
3/25/2020				<0.03		
9/24/2020	<0.003	<0.003	<0.03			
9/25/2020				0.00048 (J)		
9/28/2020					<0.003	0.00038 (J)
2/19/2021	<0.003	0.00028 (J)	0.00031 (J)	0.00036 (J)		
2/22/2021						<0.003
2/23/2021					<0.003	
3/26/2021			<0.03	<0.03	<0.003	
3/29/2021	<0.003	<0.003				<0.003
8/19/2021					<0.003	
8/20/2021	0.0014 (J)					<0.003
8/23/2021		<0.003	0.0029 (J)	0.0028 (J)		
2/14/2022			0.0014 (J)			
2/15/2022		<0.003		0.0048		
2/16/2022	0.0017 (J)				<0.003	<0.003
7/27/2022					<0.003	
7/28/2022	<0.003					<0.003
8/1/2022			0.0022 (J)			
8/2/2022		<0.003		0.015 (o)		
10/21/2022				0.0032 (R)		
Mean	0.002829	0.00276	0.02046	0.02231	0.002906	0.002673
Std. Dev.	0.0004845	0.0006713	0.0139	0.01279	0.0004007	0.0009263
Upper Lim.	0.003	0.003	0.03	0.03	0.003	0.003
Lower Lim.	0.0017	0.0023	0.0014	0.0032	0.0013	0.00038

ND substitution: RL or RL/2 if <15% NDs.

Confidence Interval

Constituent: Antimony (mg/L) Analysis Run 4/18/2023 12:41 PM View: Appendix IV

Plant Bowen Client: Southern Company Data: Bowen AP-1

	BGWC-32	BGWC-34D	BGWC-35D	BGWC-36D	BGWC-37D	BGWC-38D
2/25/2020			<0.003		<0.003	
2/26/2020				<0.003		
2/27/2020	<0.003	<0.003				0.0003 (J)
3/23/2020				<0.003		
3/24/2020	<0.003	<0.003			<0.003	<0.003
3/25/2020			<0.003			
9/2/2020						0.0016 (J)
9/25/2020	0.00039 (J)		0.00064 (J)		0.0022 (J)	
9/28/2020		0.00049 (J)		<0.003		
2/19/2021		<0.003				
2/22/2021			0.00066 (J)		0.00041 (J)	
2/23/2021	0.00036 (J)					
3/8/2021				0.00096 (J)		
3/9/2021						0.00062 (J)
3/25/2021				<0.003		
3/26/2021			<0.003		<0.003	
3/29/2021						<0.003
3/30/2021	<0.003	0.00079 (J)				
8/19/2021						0.01
8/20/2021			<0.003		<0.003	
8/23/2021				<0.003		
8/24/2021		<0.003				
8/25/2021	<0.003					
2/14/2022				<0.003		0.0067
2/16/2022	<0.003	<0.003				
2/17/2022			<0.003		<0.003	
7/28/2022		<0.003	<0.003		<0.003	
7/29/2022	<0.003			<0.003		
8/2/2022						0.0015 (J)
Mean	0.002344	0.00241	0.002413	0.002745	0.002576	0.00334
Std. Dev.	0.001215	0.001095	0.001088	0.0007212	0.000919	0.003358
Upper Lim.	0.003	0.003	0.003	0.003	0.003	0.005625
Lower Lim.	0.00036	0.00049	0.00064	0.00096	0.00041	0.0002504

ND substitution: RL or RL/2 if <15% NDs.

Confidence Interval

Constituent: Antimony (mg/L) Analysis Run 4/18/2023 12:41 PM View: Appendix IV

Plant Bowen Client: Southern Company Data: Bowen AP-1

	BGWC-40	BGWC-41D	BGWC-42D	BGWC-43D	BGWC-44D	BGWC-49D
2/28/2020	<0.003					
3/25/2020	<0.003					
9/2/2020		0.0014 (J)				
9/3/2020			0.00072 (J)	0.00091 (J)	0.0021 (J)	
9/29/2020	<0.003					
2/18/2021					0.009	
2/22/2021	<0.003	<0.003	0.0019 (J)			
3/8/2021				0.00058 (J)		
3/29/2021				<0.003		
3/30/2021	0.0005 (J)					
3/31/2021		<0.003			0.0026 (J)	
4/1/2021			0.0019 (J)			
4/19/2021						0.00039 (J)
8/18/2021					0.0015 (J)	
8/20/2021			0.00083 (J)			
8/23/2021				<0.003		
8/24/2021	<0.003	0.0014 (J)				<0.003
2/9/2022					<0.003	
2/15/2022		<0.003		<0.003		
2/16/2022	<0.003					
2/17/2022			<0.003			<0.003
7/26/2022					0.0011 (J)	
7/28/2022	<0.003		<0.003			
7/29/2022		<0.003				
8/1/2022				<0.003		<0.003
Mean	0.002688	0.002467	0.001892	0.002248	0.003217	0.002348
Std. Dev.	0.0008839	0.0008262	0.0009957	0.001169	0.002917	0.001305
Upper Lim.	0.003	0.003	0.001729	0.003	0.00628	0.003
Lower Lim.	0.0005	0.0014	0.0003839	0.00058	0.0005142	0.00039

ND substitution: RL or RL/2 if <15% NDs.

Confidence Interval

Constituent: Antimony (mg/L) Analysis Run 4/18/2023 12:41 PM View: Appendix IV

Plant Bowen Client: Southern Company Data: Bowen AP-1

	BGWC-50D	BGWC-51	BGWC-52	BGWC-7	BGWC-8	BGWC-9
6/6/2016						<0.003
6/7/2016					<0.003	
6/8/2016				<0.003		
8/10/2016					0.0004 (J)	
8/11/2016				0.0005 (J)		0.0003 (J)
10/4/2016					<0.003	
10/5/2016						<0.003
10/6/2016				0.0015 (J)		
12/2/2016					<0.003	
12/5/2016						<0.003
12/6/2016				<0.003		
2/14/2017					<0.003	
2/15/2017				<0.003		<0.003
4/14/2017					<0.003	
4/17/2017						<0.003
4/18/2017				0.0003 (J)		
5/26/2017					<0.003	<0.003
6/2/2017				<0.003		
7/10/2017					<0.003	
7/11/2017						<0.003
7/14/2017				<0.003		
3/26/2018					<0.003	
3/27/2018				<0.003		<0.003
2/25/2019					<0.003	
2/28/2019				<0.003		
2/19/2020					<0.003	
2/20/2020						<0.003
2/21/2020				0.0016 (J)		
3/18/2020					<0.003	
3/19/2020				<0.003		<0.003
9/23/2020					<0.003	
9/24/2020						<0.003
9/25/2020				<0.003		
1/28/2021		<0.003	0.0019 (J)			
2/16/2021					0.00046 (J)	
2/17/2021						0.00075 (J)
2/18/2021				<0.003		
2/23/2021		<0.003	0.00053 (J)			
3/24/2021					0.00059 (J)	0.00038 (J)
3/30/2021		0.0019 (J)	0.00085 (J)	<0.003		
4/19/2021	0.0019 (J)					
8/18/2021	<0.003				<0.003	0.0014 (J)
8/19/2021				<0.003		
8/23/2021		<0.003	<0.003			
2/9/2022	<0.003					
2/10/2022					<0.003	<0.003
2/11/2022				<0.003		
2/14/2022		<0.003	<0.003			
7/26/2022	<0.003				<0.003	<0.003
7/28/2022			<0.003	<0.003		
8/1/2022		<0.003				
Mean	0.002725	0.002817	0.002047	0.00255	0.002581	0.002461

ND substitution: RL or RL/2 if <15% NDs.

Confidence Interval

Constituent: Antimony (mg/L) Analysis Run 4/18/2023 12:41 PM View: Appendix IV

Plant Bowen Client: Southern Company Data: Bowen AP-1

	BGWC-50D	BGWC-51	BGWC-52	BGWC-7	BGWC-8	BGWC-9
Std. Dev.	0.00055	0.0004491	0.001138	0.0009109	0.0009657	0.001026
Upper Lim.	0.003	0.003	0.003	0.003	0.003	0.003
Lower Lim.	0.0019	0.0019	0.00053	0.0016	0.00059	0.0014

Confidence Interval

Constituent: Arsenic (mg/L) Analysis Run 4/18/2023 12:41 PM View: Appendix IV

Plant Bowen Client: Southern Company Data: Bowen AP-1

	BGWA-6	BGWC-10	BGWC-12	BGWC-14A	BGWC-16	BGWC-17
6/6/2016	<0.005					
6/7/2016		0.0039	<0.005		<0.005	<0.005
8/10/2016	<0.005					
8/11/2016					<0.005	<0.005
8/12/2016			0.0009 (J)			
8/16/2016		0.0091				
10/4/2016	<0.005					
10/6/2016			<0.005			
10/7/2016		0.0074			<0.005	<0.005
12/1/2016	<0.005					
12/5/2016			<0.005			
12/6/2016		0.0044 (J)			<0.005	<0.005
2/14/2017	<0.005					
2/15/2017			<0.005			
2/16/2017		0.0081			<0.005	<0.005
4/13/2017	0.0007 (J)					
4/18/2017		0.0084	0.0009 (J)		0.0007 (J)	
4/19/2017						0.0012 (J)
5/25/2017	0.0013 (J)					
5/30/2017					0.0008 (J)	0.0006 (J)
6/2/2017		0.008	0.0015 (J)			
7/7/2017	<0.005					
7/12/2017		0.0063				
7/13/2017			0.0006 (J)			
7/14/2017					0.0008 (J)	<0.005
3/27/2018		0.0064			0.0014 (J)	0.00076 (J)
3/28/2018			0.0015 (J)			
6/12/2018					0.00073 (J)	
6/14/2018		0.0075	0.00096 (J)			<0.005
10/16/2018	0.00095 (J)					
10/17/2018			<0.005			<0.005
10/18/2018		0.0056			<0.005	
2/25/2019					<0.005	
2/27/2019						0.001 (J)
2/28/2019		0.0058	<0.005			
4/1/2019			0.00028 (J)			
4/2/2019	0.00032 (J)	0.0057			0.0003 (J)	0.00024 (J)
9/23/2019	0.0012 (J)					
9/25/2019		0.0058	0.00085 (J)			
9/26/2019					0.00074 (J)	0.0008 (J)
2/18/2020	0.0019 (J)					
2/20/2020		0.0067			0.00042 (J)	
2/24/2020			0.00039 (J)			<0.005
3/19/2020	<0.005		0.00036 (J)		<0.005	<0.005
3/23/2020		0.0049 (J)				
5/22/2020				0.001 (J)		
6/23/2020				<0.005		
7/28/2020				0.0011 (J)		
9/2/2020				<0.005		
9/23/2020	<0.005					
9/24/2020		0.006			<0.005	<0.005
9/25/2020			<0.005			

ND substitution: RL or RL/2 if <15% NDs.

Confidence Interval

Constituent: Arsenic (mg/L) Analysis Run 4/18/2023 12:41 PM View: Appendix IV

Plant Bowen Client: Southern Company Data: Bowen AP-1

	BGWA-6	BGWC-10	BGWC-12	BGWC-14A	BGWC-16	BGWC-17
10/1/2020				<0.005		
11/10/2020				<0.005		
12/15/2020				<0.005		
1/20/2021				<0.005		
2/18/2021	0.0011 (J)	0.0054		<0.005	<0.005	<0.005
2/19/2021			0.0011 (J)			
3/24/2021			0.002 (J)	0.002 (J)	0.0013 (J)	0.0017 (J)
3/30/2021		0.0053				
3/31/2021	<0.005					
8/16/2021	<0.005					
8/18/2021		0.0083	0.0039 (J)	0.0034 (J)	<0.005	
8/19/2021						0.0014 (J)
2/9/2022	<0.005			<0.005		
2/11/2022		0.0094	<0.005		<0.005	<0.005
7/26/2022	<0.005			<0.005		
7/27/2022			0.0028 (J)		<0.005	<0.005
7/28/2022		0.005				
Mean	0.003551	0.006518	0.002638	0.004038	0.003281	0.003532
Std. Dev.	0.00197	0.001544	0.001996	0.001601	0.002126	0.002006
Upper Lim.	0.005	0.007347	0.005	0.005	0.005	0.005
Lower Lim.	0.0011	0.00569	0.00085	0.0011	0.00074	0.0012

ND substitution: RL or RL/2 if <15% NDs.

Confidence Interval

Constituent: Arsenic (mg/L) Analysis Run 4/18/2023 12:41 PM View: Appendix IV

Plant Bowen Client: Southern Company Data: Bowen AP-1

	BGWC-18	BGWC-19	BGWC-20	BGWC-21	BGWC-22	BGWC-23
6/8/2016	<0.005	0.00046 (J)	0.0011 (J)	0.0015	0.0012 (J)	
6/9/2016						0.0012 (J)
8/12/2016	<0.005	0.0008 (J)	0.0017 (J)			
8/18/2016				<0.005	0.0022 (J)	0.003 (J)
10/7/2016	<0.005	<0.005				
10/10/2016			<0.005	<0.005	0.002 (J)	0.0021 (J)
12/6/2016	<0.005					
12/7/2016		<0.005	<0.005			0.0023 (J)
12/8/2016				<0.005	<0.05	
2/16/2017	<0.005	<0.005				
2/17/2017			<0.005	<0.005	0.0023 (J)	
2/20/2017						0.0025 (J)
4/19/2017	0.0013 (J)	0.0015 (J)	0.002 (J)	0.002 (J)		0.0032 (J)
4/20/2017					0.0028 (J)	
6/1/2017	0.0005 (J)	0.0008 (J)	0.0017 (J)	0.0011 (J)		
6/5/2017					0.0035 (J)	0.0043 (J)
7/14/2017	<0.005	0.0006 (J)				
7/17/2017						0.0017 (J)
7/18/2017			0.0018 (J)	0.0015 (J)		
7/19/2017					0.0028 (J)	
3/27/2018	0.00066 (J)	0.00082 (J)				
3/28/2018			0.0018 (J)	0.0012 (J)		
3/29/2018					0.0037 (J)	0.0028 (J)
6/13/2018			0.0015 (J)			0.0019 (J)
6/14/2018	<0.005			0.00087 (J)	0.0027 (J)	
6/15/2018		0.00074 (J)				
10/18/2018	<0.005					
10/19/2018		<0.005		0.00059 (J)		
10/22/2018			<0.005		0.0016 (J)	0.0015 (J)
2/27/2019	0.00083 (J)		0.0014 (J)			
3/1/2019		<0.005			0.0011 (J)	0.0023 (J)
4/2/2019	0.00015 (J)					
4/3/2019		0.00017 (J)	0.00027 (J)	0.00038 (J)	0.0021 (J)	0.00093 (J)
9/26/2019	0.00046 (J)	0.00067 (J)	0.00087 (J)			
9/27/2019					0.0013 (J)	0.00096 (J)
9/30/2019				<0.005		
2/24/2020	<0.005	<0.005	0.00057 (J)			
2/25/2020					0.0014 (J)	0.0012 (J)
2/26/2020				0.00047 (J)		
3/20/2020	<0.005	<0.005		<0.005	0.0015 (J)	
3/23/2020			<0.005			0.0027 (J)
9/24/2020	<0.005			<0.005	0.0019 (J)	0.001 (J)
9/28/2020		<0.005	<0.005			
2/18/2021	<0.005	<0.005	0.0016 (J)			
2/19/2021				0.00079 (J)	0.0039 (J)	0.0049 (J)
3/24/2021	0.0014 (J)					
3/26/2021		<0.005				<0.05
3/29/2021			<0.005	<0.005	<0.05	
8/19/2021	0.002 (J)					
8/20/2021		<0.005	<0.005	<0.005		
8/23/2021					0.0036 (J)	0.0043 (J)
2/14/2022						0.0065

ND substitution: RL or RL/2 if <15% NDs.

Confidence Interval

Constituent: Arsenic (mg/L) Analysis Run 4/18/2023 12:41 PM View: Appendix IV

Plant Bowen Client: Southern Company Data: Bowen AP-1

	BGWC-18	BGWC-19	BGWC-20	BGWC-21	BGWC-22	BGWC-23
2/15/2022					0.007	
2/16/2022	<0.005	0.0022 (J)	0.0031 (J)	0.002 (J)		
7/27/2022	<0.005	<0.005	<0.005			
7/28/2022				<0.005		
8/1/2022						0.0085
8/2/2022					0.0033 (J)	
Mean	0.003514	0.003125	0.002928	0.002971	0.004632	0.003854
Std. Dev.	0.002043	0.002135	0.001844	0.002023	0.00672	0.005088
Upper Lim.	0.005	0.005	0.005	0.005	0.0036	0.004004
Lower Lim.	0.0013	0.00074	0.0015	0.00087	0.0016	0.001712

ND substitution: RL or RL/2 if <15% NDs.

Confidence Interval

Constituent: Arsenic (mg/L) Analysis Run 4/18/2023 12:41 PM View: Appendix IV

Plant Bowen Client: Southern Company Data: Bowen AP-1

	BGWC-24	BGWC-25	BGWC-30	BGWC-31	BGWC-32	BGWC-34D
6/8/2016		0.0037				
6/9/2016	0.0016					
8/15/2016		0.003 (J)				
8/18/2016	0.0054					
10/10/2016	0.0079	0.0026 (J)				
12/7/2016	0.0121					
12/8/2016		<0.005				
1/23/2017			<0.005			
2/7/2017			<0.005			
2/20/2017	0.0063	0.0029 (J)				
3/27/2017			0.0019 (J)			
4/17/2017			0.0017 (J)			
4/19/2017	0.0051					
4/20/2017		0.0024 (J)				
5/22/2017			0.0034 (J)			
6/1/2017		0.0025 (J)				
6/5/2017	0.0072		0.0039 (J)			
7/11/2017			0.0016 (J)			
7/17/2017	0.0031 (J)	0.0021 (J)				
8/23/2017			0.001 (J)			
3/26/2018			0.0015 (J)			
3/28/2018		0.0019 (J)				
3/29/2018	0.0075 (J)					
6/13/2018	0.0045 (J)					
6/14/2018		0.0022 (J)				
6/15/2018			0.00089 (J)			
10/18/2018				0.0034 (J)		
10/19/2018						0.013
10/22/2018	0.0027 (J)	0.0026 (J)	0.00064 (J)		0.00076 (J)	
1/14/2019						0.017
3/1/2019	0.0032 (J)	0.0022 (J)	<0.005			
3/4/2019						0.02
4/2/2019			0.00024 (J)			
4/3/2019	0.0019 (J)					
4/4/2019		0.0016 (J)		0.0036 (J)		0.015
4/5/2019					0.00093 (J)	
9/24/2019				0.0055		0.016
9/26/2019					0.0018 (J)	
9/27/2019			0.00042 (J)			
9/30/2019	0.0027 (J)	0.002 (J)				
2/26/2020	0.0013 (J)	0.0018 (J)	0.00053 (J)	0.0037 (J)		
2/27/2020					0.00081 (J)	0.017
3/23/2020			<0.005	0.0054		
3/24/2020		0.0013 (J)			0.0017 (J)	0.02
3/25/2020	<0.005					
9/25/2020	0.0023 (J)		<0.005		0.00093 (J)	
9/28/2020		0.0028 (J)		0.0044 (J)		0.018
2/19/2021	0.0054					0.015
2/22/2021				0.0049 (J)		
2/23/2021		0.004 (J)			0.0032 (J)	
3/8/2021			<0.005			
3/25/2021			0.0015 (J)			

ND substitution: RL or RL/2 if <15% NDs.

Confidence Interval

Constituent: Arsenic (mg/L) Analysis Run 4/18/2023 12:41 PM View: Appendix IV

Plant Bowen Client: Southern Company Data: Bowen AP-1

	BGWC-24	BGWC-25	BGWC-30	BGWC-31	BGWC-32	BGWC-34D
3/26/2021	<0.005	0.0025 (J)				
3/29/2021				0.0038 (J)		
3/30/2021					<0.005	0.016
8/19/2021		0.0019 (J)	<0.005			
8/20/2021				0.0054		
8/23/2021	0.0032 (J)					
8/24/2021						0.017
8/25/2021					0.0029 (J)	
2/14/2022			<0.005			
2/15/2022	0.0073					
2/16/2022		0.0055		0.007	0.0041 (J)	0.02
7/27/2022		0.0027 (J)				
7/28/2022				0.0051		0.015
7/29/2022					<0.005	
8/1/2022			0.0034 (J)			
8/2/2022	<0.005					
10/21/2022	0.003 (JR)					
Mean	0.0044	0.002577	0.002846	0.004745	0.002466	0.01685
Std. Dev.	0.002652	0.0009045	0.001907	0.00109	0.001663	0.002193
Upper Lim.	0.005413	0.002976	0.005	0.005654	0.002859	0.01848
Lower Lim.	0.002903	0.002088	0.001	0.003837	0.000915	0.01522

ND substitution: RL or RL/2 if <15% NDs.

Confidence Interval

Constituent: Arsenic (mg/L) Analysis Run 4/18/2023 12:41 PM View: Appendix IV

Plant Bowen Client: Southern Company Data: Bowen AP-1

	BGWC-35D	BGWC-36D	BGWC-37D	BGWC-38D	BGWC-40	BGWC-41D
10/17/2018		0.00082 (J)				
10/22/2018	0.0019 (J)					
4/2/2019		0.00039 (J)				
4/4/2019	0.0018 (J)					
9/26/2019	0.0035 (J)					
9/27/2019		0.00064 (J)				
2/25/2020	0.0013 (J)		0.04			
2/26/2020		<0.005				
2/27/2020				0.0021 (J)		
2/28/2020					0.00062 (J)	
3/23/2020		<0.005				
3/24/2020			0.028	0.0054		
3/25/2020	0.00046 (J)				0.00051 (J)	
9/2/2020				0.0012 (J)		0.00092 (J)
9/25/2020	0.0021 (J)		0.033			
9/28/2020		<0.005				
9/29/2020					<0.005	
2/22/2021	0.0034 (J)		0.019		0.0024 (J)	0.0033 (J)
3/8/2021		0.00096 (J)				
3/9/2021				0.0021 (J)		
3/25/2021		0.0021 (J)				
3/26/2021	0.002 (J)		0.013			
3/29/2021				0.0019 (J)		
3/30/2021					<0.005	
3/31/2021						0.0017 (J)
8/19/2021				<0.005		
8/20/2021	0.0021 (J)		0.014			
8/23/2021		0.0018 (J)				
8/24/2021					0.0021 (J)	0.0027 (J)
2/14/2022		<0.005		0.0036 (J)		
2/15/2022						0.0062
2/16/2022					0.0032 (J)	
2/17/2022	0.0065		0.011			
7/28/2022	<0.005		0.013		<0.005	
7/29/2022		<0.005				0.0034 (J)
8/2/2022				0.0025 (J)		
Mean	0.002505	0.002883	0.02138	0.002662	0.002979	0.003037
Std. Dev.	0.001576	0.002083	0.01091	0.001297	0.001892	0.001821
Upper Lim.	0.003649	0.005	0.03294	0.004037	0.002874	0.005539
Lower Lim.	0.001267	0.00064	0.009806	0.001288	0.0006583	0.0005345

ND substitution: RL or RL/2 if <15% NDs.

Confidence Interval

Constituent: Arsenic (mg/L) Analysis Run 4/18/2023 12:41 PM View: Appendix IV

Plant Bowen Client: Southern Company Data: Bowen AP-1

	BGWC-42D	BGWC-43D	BGWC-44D	BGWC-50D	BGWC-51	BGWC-52
9/3/2020	0.0023 (J)	0.00099 (J)	0.0033 (J)			
1/28/2021					0.0012 (J)	0.00099 (J)
2/18/2021			0.0078			
2/22/2021	0.0068					
2/23/2021					0.0048 (J)	0.0028 (J)
3/8/2021		0.0013 (J)				
3/29/2021		0.001 (J)				
3/30/2021					0.0065 (J)	0.001 (J)
3/31/2021			0.0043 (J)			
4/1/2021	0.002 (J)					
4/19/2021				0.0032 (J)		
8/18/2021			0.0019 (J)	0.0018 (J)		
8/20/2021	0.0064					
8/23/2021		0.0022 (J)			0.0033 (J)	0.002 (J)
2/9/2022			0.0062	0.0023 (J)		
2/14/2022					<0.005	<0.005
2/15/2022		0.0048 (J)				
2/17/2022	0.009					
7/26/2022			0.0041 (J)	0.0035 (J)		
7/28/2022	0.0033 (J)					<0.005
8/1/2022		0.0045 (J)			<0.005	
Mean	0.004967	0.002465	0.0046	0.0027	0.0043	0.002798
Std. Dev.	0.002842	0.001752	0.002103	0.0007874	0.001826	0.001835
Upper Lim.	0.00887	0.005018	0.007489	0.004488	0.006208	0.002738
Lower Lim.	0.001063	0.0005427	0.001711	0.0009123	0.001125	0.0006572

ND substitution: RL or RL/2 if <15% NDs.

Confidence Interval

Constituent: Arsenic (mg/L) Analysis Run 4/18/2023 12:41 PM View: Appendix IV

Plant Bowen Client: Southern Company Data: Bowen AP-1

	BGWC-7	BGWC-8	BGWC-9
6/6/2016			0.0022
6/7/2016		0.00018 (J)	
6/8/2016	0.0024		
8/10/2016		<0.005	
8/11/2016	0.0024 (J)		0.0028 (J)
10/4/2016		<0.005	
10/5/2016			0.002 (J)
10/6/2016	<0.005		
12/2/2016		<0.005	
12/5/2016			<0.005
12/6/2016	<0.005		
2/14/2017		<0.005	
2/15/2017	0.003 (J)		0.0033 (J)
4/14/2017		0.0007 (J)	
4/17/2017			0.0028 (J)
4/18/2017	0.0029 (J)		
5/26/2017		0.0008 (J)	0.0035 (J)
6/2/2017	0.0031 (J)		
7/10/2017		0.0011 (J)	
7/11/2017			0.0033 (J)
7/14/2017	0.0017 (J)		
3/26/2018		0.0009 (J)	
3/27/2018	0.0028 (J)		0.0021 (J)
6/12/2018		0.00065 (J)	0.0015 (J)
6/13/2018	0.0023 (J)		
10/16/2018		0.00064 (J)	
10/17/2018			0.0035 (J)
10/18/2018	0.0015 (J)		
2/25/2019		<0.005	
2/28/2019	0.0011 (J)		
4/1/2019		0.00041 (J)	0.0026 (J)
4/2/2019	0.0016 (J)		
9/24/2019	0.0031 (J)	0.00047 (J)	0.0033 (J)
2/19/2020		0.0011 (J)	
2/20/2020			0.0019 (J)
2/21/2020	0.0018 (J)		
3/18/2020		0.00042 (J)	
3/19/2020	0.0018 (J)		0.0014 (J)
9/23/2020		<0.005	
9/24/2020			0.0021 (J)
9/25/2020	0.0025 (J)		
2/16/2021		<0.005	
2/17/2021			0.0019 (J)
2/18/2021	0.0026 (J)		
3/24/2021		0.0012 (J)	0.0025 (J)
3/30/2021	0.0017 (J)		
8/18/2021		0.0014 (J)	0.0025 (J)
8/19/2021	0.0045 (J)		
2/10/2022		<0.005	0.0018 (J)
2/11/2022	0.0022 (J)		
7/26/2022		<0.005	<0.005
7/28/2022	0.0024 (J)		

ND substitution: RL or RL/2 if <15% NDs.

Confidence Interval

Constituent: Arsenic (mg/L) Analysis Run 4/18/2023 12:41 PM View: Appendix IV

Plant Bowen Client: Southern Company Data: Bowen AP-1

	BGWC-7	BGWC-8	BGWC-9
Mean	0.002382	0.002499	0.002476
Std. Dev.	0.0007274	0.002147	0.0006395
Upper Lim.	0.002772	0.005	0.002829
Lower Lim.	0.001991	0.00065	0.002123

Confidence Interval

Constituent: Barium (mg/L) Analysis Run 4/18/2023 12:41 PM View: Appendix IV

Plant Bowen Client: Southern Company Data: Bowen AP-1

	BGWA-6	BGWC-10	BGWC-12	BGWC-14A	BGWC-16	BGWC-17
6/6/2016	0.015					
6/7/2016		0.091	0.027		0.027	0.017
8/10/2016	0.0142					
8/11/2016					0.0292	0.0152
8/12/2016			0.026			
8/16/2016		0.0667				
10/4/2016	0.0137					
10/6/2016			0.0308			
10/7/2016		0.0631			0.0295	0.0225
12/1/2016	0.0144					
12/5/2016			0.0258			
12/6/2016		0.0659			0.0367	0.0171
2/14/2017	0.0114					
2/15/2017			0.029			
2/16/2017		0.0621			0.0315	0.0187
4/13/2017	0.0115					
4/18/2017		0.0545	0.0294		0.0272	
4/19/2017						0.0183
5/25/2017	0.0122					
5/30/2017					0.0316	0.0179
6/2/2017		0.0555	0.0354			
7/7/2017	0.012					
7/12/2017		0.0572				
7/13/2017			0.0329			
7/14/2017					0.029	0.0191
3/27/2018		0.051			0.027	0.015
3/28/2018			0.034			
6/12/2018					0.029	
6/14/2018		0.053	0.032			0.016
10/16/2018	0.011					
10/17/2018			0.033			0.015
10/18/2018		0.053			0.026	
2/25/2019					0.028	
2/27/2019						0.014
2/28/2019		0.053	0.033			
4/1/2019			0.023			
4/2/2019	0.011	0.045			0.025	0.015
9/23/2019	0.012					
9/25/2019		0.047	0.035			
9/26/2019					0.031	0.023
2/18/2020	0.012					
2/20/2020		0.049			0.026	
2/24/2020			0.033			0.014
3/19/2020	0.013		0.034		0.027	0.017
3/23/2020		0.042				
5/22/2020				0.036		
6/23/2020				0.029		
7/28/2020				0.049		
9/2/2020				0.04		
9/23/2020	0.01					
9/24/2020		0.041			0.028	0.022
9/25/2020			0.038			

Confidence Interval

Constituent: Barium (mg/L) Analysis Run 4/18/2023 12:41 PM View: Appendix IV

Plant Bowen Client: Southern Company Data: Bowen AP-1

	BGWA-6	BGWC-10	BGWC-12	BGWC-14A	BGWC-16	BGWC-17
10/1/2020				0.039		
11/10/2020				0.037		
12/15/2020				0.042		
1/20/2021				0.042		
2/18/2021	0.012	0.039		0.036	0.028	0.017
2/19/2021			0.043			
3/24/2021			0.039	0.032	0.028	0.018
3/30/2021		0.041				
3/31/2021	0.052					
8/16/2021	0.044					
8/18/2021		0.036	0.042	0.04	0.027	
8/19/2021						0.015
2/9/2022	0.043			0.022		
2/11/2022		0.044	0.043		0.03	0.015
7/26/2022	0.016			0.038		
7/27/2022			0.045		0.033	0.015
7/28/2022		0.042				
Mean	0.01792	0.05236	0.03379	0.03708	0.02885	0.01713
Std. Dev.	0.01284	0.01238	0.005999	0.006664	0.002676	0.002654
Upper Lim.	0.016	0.05901	0.03701	0.04203	0.03029	0.01844
Lower Lim.	0.0114	0.04572	0.03057	0.03212	0.02741	0.01568

Confidence Interval

Constituent: Barium (mg/L) Analysis Run 4/18/2023 12:41 PM View: Appendix IV

Plant Bowen Client: Southern Company Data: Bowen AP-1

	BGWC-18	BGWC-19	BGWC-20	BGWC-21	BGWC-22	BGWC-23
6/8/2016	0.039	0.036	0.036	0.054	0.092	
6/9/2016						0.11
8/12/2016	0.031	0.0412	0.0283			
8/18/2016				0.0479	0.0953	0.0893
10/7/2016	0.0427	0.0427				
10/10/2016			0.0288	0.0433	0.0954	0.0839
12/6/2016	0.0398					
12/7/2016		0.0338	0.0279			0.0912
12/8/2016				0.0474	0.0991	
2/16/2017	0.0309	0.0407				
2/17/2017			0.0316	0.0483	0.0927	
2/20/2017						0.0813
4/19/2017	0.0325	0.042	0.0367	0.0486		0.087
4/20/2017					0.086	
6/1/2017	0.0331	0.0341	0.0361	0.0468		
6/5/2017					0.0875	0.084
7/14/2017	0.0349	0.0405				
7/17/2017						0.0809
7/18/2017			0.0346	0.0494		
7/19/2017					0.0877	
3/27/2018	0.027	0.029				
3/28/2018			0.03	0.043		
3/29/2018					0.088	0.085
6/13/2018			0.031			0.091
6/14/2018	0.032			0.042	0.093	
6/15/2018		0.032				
10/18/2018	0.033					
10/19/2018		0.037		0.038		
10/22/2018			0.03		0.088	0.087
2/27/2019	0.027		0.032			
3/1/2019		0.028			0.087	0.097
4/2/2019	0.028					
4/3/2019		0.033	0.029	0.033	0.082	0.087
9/26/2019	0.042	0.049	0.032			
9/27/2019					0.095	0.11
9/30/2019				0.036		
2/24/2020	0.028	0.024	0.033			
2/25/2020					0.062	0.12
2/26/2020				0.024		
3/20/2020	0.031	0.034		0.03	0.075	
3/23/2020			0.032			0.11
9/24/2020	0.031			0.031	0.093	0.12
9/28/2020		0.03	0.032			
2/18/2021	0.034	0.026	0.039			
2/19/2021				0.03	0.086	0.12
3/24/2021	0.031					
3/26/2021		0.028				0.12
3/29/2021			0.033	0.025	0.079	
8/19/2021	0.029					
8/20/2021		0.035	0.034	0.024		
8/23/2021					0.073	0.11
2/14/2022						0.11

Confidence Interval

Constituent: Barium (mg/L) Analysis Run 4/18/2023 12:41 PM View: Appendix IV

Plant Bowen Client: Southern Company Data: Bowen AP-1

	BGWC-18	BGWC-19	BGWC-20	BGWC-21	BGWC-22	BGWC-23
2/15/2022					0.074	
2/16/2022	0.032	0.036	0.035	0.028		
7/27/2022	0.029	0.039	0.032			
7/28/2022				0.025		
8/1/2022						0.099
8/2/2022					0.074	
Mean	0.03263	0.03505	0.03245	0.03784	0.08567	0.0988
Std. Dev.	0.004555	0.00619	0.002928	0.009932	0.009353	0.01433
Upper Lim.	0.03508	0.03837	0.03403	0.04332	0.09069	0.11
Lower Lim.	0.03019	0.03172	0.03088	0.03236	0.08065	0.085

Confidence Interval

Constituent: Barium (mg/L) Analysis Run 4/18/2023 12:41 PM View: Appendix IV

Plant Bowen Client: Southern Company Data: Bowen AP-1

	BGWC-24	BGWC-25	BGWC-30	BGWC-31	BGWC-32	BGWC-34D
6/8/2016		0.038				
6/9/2016	0.14					
8/15/2016		0.0321				
8/18/2016	0.113					
10/10/2016	0.0888	0.0283				
12/7/2016	0.0289					
12/8/2016		0.0294				
1/23/2017			0.237			
2/7/2017			0.191			
2/20/2017	0.0999	0.0275				
3/27/2017			0.197			
4/17/2017			0.192			
4/19/2017	0.114					
4/20/2017		0.0279				
5/22/2017			0.197			
6/1/2017		0.0313				
6/5/2017	0.135		0.201			
7/11/2017			0.179			
7/17/2017	0.134	0.0251				
8/23/2017			0.15			
3/26/2018			0.1			
3/28/2018		0.018				
3/29/2018	0.08					
6/13/2018	0.1					
6/14/2018		0.019				
6/15/2018			0.087			
10/18/2018				0.055		
10/19/2018						0.038
10/22/2018	0.1	0.018	0.1		0.096	
3/1/2019	0.12	0.021	0.078			
4/2/2019			0.075			
4/3/2019	0.095					
4/4/2019		0.016		0.032		0.031
4/5/2019					0.085	
9/24/2019				0.038		0.036
9/26/2019					0.12	
9/27/2019			0.08			
9/30/2019	0.098	0.016				
2/26/2020	0.1	0.015	0.062	0.033		
2/27/2020					0.092	0.036
3/23/2020			0.075	0.038		
3/24/2020		0.015			0.094	0.043
3/25/2020	0.096					
9/25/2020	0.088		0.07		0.14	
9/28/2020		0.016		0.038		0.042
2/19/2021	0.081					0.053
2/22/2021				0.041		
2/23/2021		0.019			0.13	
3/8/2021			0.074			
3/25/2021			0.06			
3/26/2021	0.075	0.018				
3/29/2021				0.039		

Confidence Interval

Constituent: Barium (mg/L) Analysis Run 4/18/2023 12:41 PM View: Appendix IV

Plant Bowen Client: Southern Company Data: Bowen AP-1

	BGWC-24	BGWC-25	BGWC-30	BGWC-31	BGWC-32	BGWC-34D
3/30/2021					0.13	0.048
8/19/2021		0.019	0.094			
8/20/2021				0.041		
8/23/2021	0.077					
8/24/2021						0.048
8/25/2021					0.099	
2/14/2022			0.072			
2/15/2022	0.077					
2/16/2022		0.019		0.042	0.096	0.052
7/27/2022		0.016				
7/28/2022				0.039		0.051
7/29/2022					0.09	
8/1/2022			0.061			
8/2/2022	0.022					
10/21/2022	0.057 (R)					
Mean	0.09216	0.02203	0.1196	0.03964	0.1065	0.04345
Std. Dev.	0.02945	0.006693	0.05938	0.005971	0.01946	0.007488
Upper Lim.	0.1076	0.02513	0.191	0.04429	0.1222	0.04969
Lower Lim.	0.07675	0.01829	0.074	0.03486	0.09054	0.03721

Confidence Interval

Constituent: Barium (mg/L) Analysis Run 4/18/2023 12:41 PM View: Appendix IV

Plant Bowen Client: Southern Company Data: Bowen AP-1

	BGWC-35D	BGWC-36D	BGWC-37D	BGWC-38D	BGWC-39	BGWC-40
10/17/2018		0.11				
10/22/2018	0.065					
4/2/2019		0.074				
4/4/2019	0.071					
9/26/2019	0.085					
9/27/2019		0.084				
2/25/2020	0.099		0.12			
2/26/2020		0.064				
2/27/2020				0.24	0.06	
2/28/2020						0.045
3/23/2020		0.062				
3/24/2020			0.1	0.17	0.04	
3/25/2020	0.12					0.048
9/2/2020				0.19		
9/25/2020	0.11		0.1			
9/28/2020		0.067				
9/29/2020					0.096	0.047
2/22/2021	0.091		0.09		0.054	0.061
3/8/2021		0.073				
3/9/2021				0.096		
3/25/2021		0.073				
3/26/2021	0.07		0.089			
3/29/2021				0.082		
3/30/2021						0.06
3/31/2021					0.06	
8/19/2021				0.14		
8/20/2021	0.069		0.09			
8/23/2021		0.066				
8/24/2021					0.065	0.053
2/14/2022		0.064		0.15		
2/16/2022					0.067	0.055
2/17/2022	0.071		0.087			
7/28/2022	0.06		0.094			0.047
7/29/2022		0.062				
8/2/2022				0.12	0.07	
Mean	0.08282	0.07264	0.09625	0.1485	0.064	0.052
Std. Dev.	0.01982	0.01407	0.01078	0.05158	0.01594	0.006211
Upper Lim.	0.09933	0.084	0.12	0.2032	0.08089	0.05858
Lower Lim.	0.0663	0.062	0.087	0.09383	0.04711	0.04542

Confidence Interval

Constituent: Barium (mg/L) Analysis Run 4/18/2023 12:41 PM View: Appendix IV

Plant Bowen Client: Southern Company Data: Bowen AP-1

	BGWC-41D	BGWC-42D	BGWC-43D	BGWC-44D	BGWC-49D	BGWC-50D
9/2/2020	0.046					
9/3/2020		0.087	0.083	0.02		
2/18/2021				0.026		
2/22/2021	0.053	0.13				
3/8/2021			0.068			
3/29/2021			0.065			
3/31/2021	0.058			0.025		
4/1/2021		0.058				
4/19/2021					0.077	0.033
8/18/2021				0.021		0.028
8/20/2021		0.12				
8/23/2021			0.07			
8/24/2021	0.06				0.094	
2/9/2022				0.023		0.049
2/15/2022	0.063		0.076			
2/17/2022		0.12			0.077	
7/26/2022				0.022		0.051
7/28/2022		0.084				
7/29/2022	0.06					
8/1/2022			0.066		0.062	
Mean	0.05667	0.09983	0.07133	0.02283	0.0775	0.04025
Std. Dev.	0.006186	0.02789	0.006919	0.002317	0.01308	0.01147
Upper Lim.	0.06516	0.1381	0.08084	0.02602	0.1072	0.06629
Lower Lim.	0.04817	0.06152	0.06183	0.01965	0.04781	0.01421

Confidence Interval

Constituent: Barium (mg/L) Analysis Run 4/18/2023 12:41 PM View: Appendix IV

Plant Bowen Client: Southern Company Data: Bowen AP-1

	BGWC-51	BGWC-52	BGWC-7	BGWC-8	BGWC-9
6/6/2016					0.034
6/7/2016				0.0051	
6/8/2016			0.048		
8/10/2016				0.0264	
8/11/2016			0.0428		0.0305
10/4/2016				0.0316	
10/5/2016					0.0289
10/6/2016			0.0404		
12/2/2016				0.026	
12/5/2016					0.0269
12/6/2016			0.0385		
2/14/2017				0.0299	
2/15/2017			0.039		0.0299
4/14/2017				0.0275	
4/17/2017					0.0318
4/18/2017			0.0392		
5/26/2017				0.0328	0.0341
6/2/2017			0.0407		
7/10/2017				0.0305	
7/11/2017					0.0355
7/14/2017			0.0394		
3/26/2018				0.029	
3/27/2018			0.039		0.026
6/12/2018				0.031	0.024
6/13/2018			0.038		
10/16/2018				0.034	
10/17/2018					0.037
10/18/2018			0.037		
2/25/2019				0.03	
2/28/2019			0.041		
4/1/2019				0.025	0.027
4/2/2019			0.031		
9/24/2019			0.035	0.03	0.035
2/19/2020				0.032	
2/20/2020					0.025
2/21/2020			0.03		
3/18/2020				0.028	
3/19/2020			0.031		0.028
9/23/2020				0.029	
9/24/2020					0.031
9/25/2020			0.03		
1/28/2021	0.061	0.076			
2/16/2021				0.028	
2/17/2021					0.03
2/18/2021			0.031		
2/23/2021	0.054	0.095			
3/24/2021				0.027	0.026
3/30/2021	0.051	0.084	0.035		
8/18/2021				0.029	0.025
8/19/2021			0.028		
8/23/2021	0.044	0.063			
2/10/2022				0.027	0.026

Confidence Interval

Constituent: Barium (mg/L) Analysis Run 4/18/2023 12:41 PM View: Appendix IV

Plant Bowen Client: Southern Company Data: Bowen AP-1

	BGWC-51	BGWC-52	BGWC-7	BGWC-8	BGWC-9
2/11/2022			0.029		
2/14/2022	0.011	0.029			
7/26/2022				0.029	0.029
7/28/2022		0.021	0.028		
8/1/2022	0.0081				
Mean	0.03818	0.06133	0.03595	0.02808	0.02955
Std. Dev.	0.02286	0.03012	0.005493	0.00561	0.003848
Upper Lim.	0.06959	0.1027	0.0389	0.03052	0.03168
Lower Lim.	0.006781	0.01995	0.03301	0.02708	0.02743

Confidence Interval

Constituent: Beryllium (mg/L) Analysis Run 4/18/2023 12:41 PM View: Appendix IV

Plant Bowen Client: Southern Company Data: Bowen AP-1

	BGWC-12	BGWC-16	BGWC-17	BGWC-18	BGWC-19	BGWC-22
6/7/2016	<0.0005	<0.003	<0.0005			
6/8/2016				<0.0005	<0.003	<0.003
8/11/2016		<0.003	<0.0005			
8/12/2016	<0.0005			<0.0005	<0.003	
8/18/2016						<0.003
10/6/2016	<0.0005					
10/7/2016		<0.003	<0.0005	<0.0005	<0.003	
10/10/2016						<0.003
12/5/2016	<0.0005					
12/6/2016		<0.003	<0.0005	<0.0005		
12/7/2016					<0.003	
12/8/2016						<0.003
2/15/2017	<0.0005					
2/16/2017		<0.003	<0.0005	<0.0005	<0.003	
2/17/2017						<0.003
4/18/2017	<0.0005	<0.003				
4/19/2017			<0.0005	<0.0005	8E-05 (J)	
4/20/2017						<0.003
5/30/2017		<0.003	<0.0005			
6/1/2017				9E-05 (J)	7E-05 (J)	
6/2/2017	<0.0005					
6/5/2017						<0.003
7/13/2017	<0.0005					
7/14/2017		<0.003	<0.0005	<0.0005	<0.003	
7/19/2017						<0.003
3/27/2018		<0.003	<0.0005	<0.0005	<0.003	
3/28/2018	<0.0005					
3/29/2018						<0.003
2/25/2019		8.7E-05 (J)				
2/27/2019			<0.0005	0.00011 (J)		
2/28/2019	7.6E-05 (J)					
3/1/2019					<0.003	0.00012 (J)
4/1/2019	<0.0005					
4/2/2019		6.3E-05 (J)	<0.0005	5.2E-05 (J)		
4/3/2019					<0.003	6.7E-05 (J)
9/25/2019	<0.0005					
9/26/2019		8E-05 (J)	<0.0005	<0.0005	<0.003	
9/27/2019						9.9E-05 (J)
2/20/2020		0.00012 (J)				
2/24/2020	<0.0005		<0.0005	<0.0005	<0.003	
2/25/2020						9.3E-05 (J)
3/19/2020	<0.0005	0.00012 (J)	<0.0005			
3/20/2020				7.6E-05 (J)	<0.003	8.8E-05 (J)
9/24/2020		0.00011 (J)	5.4E-05 (J)	<0.0005		0.00012 (J)
9/25/2020	<0.0005					
9/28/2020					8.8E-05 (J)	
2/18/2021		0.00013 (J)	6.5E-05 (J)	6.8E-05 (J)	5.2E-05 (J)	
2/19/2021	4.6E-05 (J)					0.00013 (J)
3/24/2021	<0.0005	0.00014 (J)	<0.0005	6.1E-05 (J)		
3/26/2021					5.5E-05 (J)	
3/29/2021						0.00011 (J)
8/18/2021	<0.0005	0.00013 (J)				

ND substitution: RL or RL/2 if <15% NDs.

Confidence Interval

Constituent: Beryllium (mg/L) Analysis Run 4/18/2023 12:41 PM View: Appendix IV

Plant Bowen Client: Southern Company Data: Bowen AP-1

	BGWC-12	BGWC-16	BGWC-17	BGWC-18	BGWC-19	BGWC-22
8/19/2021			6.1E-05 (J)	<0.0005		
8/20/2021					8.7E-05 (J)	
8/23/2021						0.00011 (J)
2/11/2022	<0.0005	0.00013 (J)	<0.0005			
2/15/2022						0.00012 (J)
2/16/2022				6.3E-05 (J)	0.0001 (J)	
7/27/2022	<0.0005	0.00017 (J)	5.8E-05 (J)	<0.0005	6.1E-05 (J)	
8/2/2022						0.00012 (J)
Mean	0.0004561	0.001414	0.0004119	0.000351	0.00183	0.001409
Std. Dev.	0.0001352	0.001472	0.0001808	0.0002086	0.001471	0.001477
Upper Lim.	0.0005	0.003	0.0005	0.0005	0.003	0.003
Lower Lim.	7.6E-05	0.00012	6.5E-05	7.6E-05	8E-05	0.00011

ND substitution: RL or RL/2 if <15% NDs.

Confidence Interval

Constituent: Beryllium (mg/L) Analysis Run 4/18/2023 12:41 PM View: Appendix IV

Plant Bowen Client: Southern Company Data: Bowen AP-1

	BGWC-23	BGWC-24	BGWC-36D	BGWC-38D	BGWC-39	BGWC-51
6/9/2016	<0.0005	<0.0005				
8/18/2016	<0.0005	<0.0005				
10/10/2016	<0.0005	<0.0005				
12/7/2016	<0.0005	<0.0005				
2/20/2017	<0.0005	<0.0005				
4/19/2017	<0.0005	<0.0005				
6/5/2017	<0.0005	<0.0005				
7/17/2017	<0.0005	<0.0005				
3/29/2018	<0.0005	<0.0005				
3/1/2019	<0.0005	<0.0005				
4/2/2019			7E-05 (J)			
4/3/2019	<0.0005	<0.0005				
9/27/2019	<0.0005		<0.0005			
9/30/2019		9.3E-05 (J)				
2/25/2020	<0.0005					
2/26/2020		0.0001 (J)	<0.0005			
2/27/2020				8.8E-05 (J)	<0.0005	
3/23/2020	<0.0005		<0.0005			
3/24/2020				<0.0005	7.9E-05 (J)	
3/25/2020		0.0001 (J)				
9/2/2020				6E-05 (J)		
9/24/2020	5.4E-05 (J)					
9/25/2020		0.00013 (J)				
9/28/2020			<0.0005			
9/29/2020					<0.0005	
1/28/2021						8.3E-05 (J)
2/19/2021	<0.0005	0.00018 (J)				
2/22/2021					<0.0005	
2/23/2021						0.00011 (J)
3/8/2021			<0.0005			
3/9/2021				<0.0005		
3/25/2021			<0.0005			
3/26/2021	<0.0005	<0.0005				
3/29/2021				<0.0005		
3/30/2021						0.00021 (J)
3/31/2021					<0.0005	
8/19/2021				5.9E-05 (J)		
8/23/2021	<0.0005	0.00017 (J)	<0.0005			0.00013 (J)
8/24/2021					<0.0005	
2/14/2022	<0.0005		<0.0005	<0.0005		7E-05 (J)
2/15/2022		0.00027 (J)				
2/16/2022					<0.0005	
7/29/2022			<0.0005			
8/1/2022	<0.0005					<0.0005
8/2/2022		<0.0005		5.4E-05 (J)	<0.0005	
10/21/2022		0.00022 (JR)				
Mean	0.0004777	0.0003697	0.000457	0.0002826	0.0004474	0.0001838
Std. Dev.	9.973E-05	0.0001744	0.000136	0.0002326	0.0001488	0.0001626
Upper Lim.	0.0005	0.0005	0.0005	0.0005	0.0005	0.0001879
Lower Lim.	5.4E-05	0.00017	0.0005	5.4E-05	7.9E-05	6.138E-05

ND substitution: RL or RL/2 if <15% NDs.

Confidence Interval

Constituent: Beryllium (mg/L) Analysis Run 4/18/2023 12:41 PM View: Appendix IV

Plant Bowen Client: Southern Company Data: Bowen AP-1

	BGWC-52
1/28/2021	<0.0005
2/23/2021	<0.0005
3/30/2021	5.2E-05 (J)
8/23/2021	<0.0005
2/14/2022	<0.0005
7/28/2022	<0.0005
Mean	0.0004253
Std. Dev.	0.0001829
Upper Lim.	0.0005
Lower Lim.	5.2E-05

ND substitution: RL or RL/2 if <15% NDs.

Confidence Interval

Constituent: Cadmium (mg/L) Analysis Run 4/18/2023 12:41 PM View: Appendix IV

Plant Bowen Client: Southern Company Data: Bowen AP-1

	BGWC-14A	BGWC-16	BGWC-17	BGWC-18	BGWC-19	BGWC-20
6/7/2016		0.0011 (J)	<0.0005			
6/8/2016				0.00063 (J)	<0.0005	<0.0005
8/11/2016		0.0011	0.0001 (J)			
8/12/2016				0.0004 (J)	<0.0005	<0.0005
10/7/2016		0.0012	0.0002 (J)	0.0008 (J)	0.0001 (J)	
10/10/2016						<0.0005
12/6/2016		0.0012	0.0001 (J)	0.0006 (J)		
12/7/2016					<0.0005	<0.0005
2/16/2017		0.0015	0.0001 (J)	0.0002 (J)	<0.0005	
2/17/2017						8E-05 (J)
4/18/2017		0.0012				
4/19/2017			0.0001 (J)	9E-05 (J)	<0.0005	<0.0005
5/30/2017		0.0011	0.0002 (J)			
6/1/2017				0.0003 (J)	0.0001 (J)	<0.0005
7/14/2017		0.0012	0.0002 (J)	0.0002 (J)	<0.0005	
7/18/2017						<0.0005
3/27/2018		0.0013	<0.0005	<0.0005	<0.0005	
3/28/2018						<0.0005
6/12/2018		0.0011				
6/13/2018						<0.0005
6/14/2018			0.00015 (J)	<0.0005		
6/15/2018					<0.0005	
10/17/2018			<0.0005			
10/18/2018		0.0012		0.00032 (J)		
10/19/2018					<0.0005	
10/22/2018						<0.0005
2/25/2019		0.0016				
2/27/2019			<0.0005	<0.0005		<0.0005
3/1/2019					<0.0005	
4/2/2019		0.0014	<0.0005	7.3E-05 (J)		
4/3/2019					<0.0005	<0.0005
9/26/2019		0.0017 (J)	0.00015 (J)	<0.0005	0.0002 (J)	<0.0005
2/20/2020		0.0019 (J)				
2/24/2020			<0.0005	0.00024 (J)	<0.0005	<0.0005
3/19/2020		0.0017 (J)	<0.0005			
3/20/2020				<0.0005	<0.0005	
3/23/2020						<0.0005
5/22/2020	<0.0005					
6/23/2020	<0.0005					
7/28/2020	<0.0005					
9/2/2020	0.00014 (J)					
9/24/2020		0.0018 (J)	0.00024 (J)	<0.0005		
9/28/2020					<0.0005	<0.0005
10/1/2020	0.00019 (J)					
11/10/2020	0.00019 (J)					
12/15/2020	0.00017					
1/20/2021	<0.0005					
2/18/2021	<0.0005	0.0018	<0.0005	<0.0005	<0.0005	<0.0005
3/24/2021	0.00016 (J)	0.0018	<0.0005	<0.0005		
3/26/2021					<0.0005	
3/29/2021						<0.0005
8/18/2021	0.00021 (J)	0.0018				

ND substitution: RL or RL/2 if <15% NDs.

Confidence Interval

Constituent: Cadmium (mg/L) Analysis Run 4/18/2023 12:41 PM View: Appendix IV

Plant Bowen Client: Southern Company Data: Bowen AP-1

	BGWC-14A	BGWC-16	BGWC-17	BGWC-18	BGWC-19	BGWC-20
8/19/2021			0.00017 (J)	<0.0005		
8/20/2021					<0.0005	<0.0005
2/9/2022	0.00021 (J)					
2/11/2022		0.0019	0.00016 (J)			
2/16/2022				<0.0005	<0.0005	<0.0005
7/26/2022	0.0004 (J)					
7/27/2022		0.0024	0.00029 (J)	<0.0005	<0.0005	<0.0005
Mean	0.0003208	0.0015	0.0003027	0.0004251	0.00045	0.0004809
Std. Dev.	0.0001599	0.0003599	0.0001739	0.0001792	0.00013	8.954E-05
Upper Lim.	0.0005	0.001693	0.0005	0.0003808	0.0005	0.0005
Lower Lim.	0.00016	0.001307	0.00015	0.0001718	0.0002	8E-05

ND substitution: RL or RL/2 if <15% NDs.

Confidence Interval

Constituent: Cadmium (mg/L) Analysis Run 4/18/2023 12:41 PM View: Appendix IV

Plant Bowen Client: Southern Company Data: Bowen AP-1

	BGWC-22	BGWC-23	BGWC-24	BGWC-30	BGWC-38D	BGWC-39
6/8/2016	<0.005					
6/9/2016		<0.0005	0.00052 (J)			
8/18/2016	<0.005	<0.0005	0.0009 (J)			
10/10/2016	<0.005	<0.0005	0.0017			
12/7/2016		<0.0005	0.0004 (J)			
12/8/2016	0.0002 (J)					
1/23/2017				0.0003 (J)		
2/7/2017				0.0006 (J)		
2/17/2017	<0.005					
2/20/2017		<0.0005	0.0028			
3/27/2017				0.0003 (J)		
4/17/2017				0.0002 (J)		
4/19/2017		<0.0005	0.0035			
4/20/2017	<0.005					
5/22/2017				0.0003 (J)		
6/5/2017	<0.005	<0.0005	0.0035	0.0003 (J)		
7/11/2017				0.0005 (J)		
7/17/2017		<0.0005	0.0037			
7/19/2017	<0.005					
8/23/2017				0.0004 (J)		
3/26/2018				<0.0005		
3/29/2018	<0.005	<0.0005	0.0063			
6/13/2018		<0.0005	0.0053			
6/14/2018	<0.005					
6/15/2018				0.0002 (J)		
10/22/2018	<0.005	<0.0005	0.0053	<0.0005		
3/1/2019	0.00013 (J)	0.00019 (J)	0.0058	<0.0005		
4/2/2019				7.9E-05 (J)		
4/3/2019	<0.005	<0.0005	0.0053			
9/27/2019	<0.005	<0.0005		<0.0005		
9/30/2019			0.0075			
2/25/2020	<0.005	<0.0005				
2/26/2020			0.0064	<0.0005		
2/27/2020					0.00081 (J)	<0.0005
3/20/2020	<0.005					
3/23/2020		<0.0005		<0.0005		
3/24/2020					<0.0005	<0.0005
3/25/2020			0.0082			
9/2/2020					0.00032 (J)	
9/24/2020	0.00033 (J)	<0.0005				
9/25/2020			0.0081	<0.0005		
9/29/2020						0.0002 (J)
2/19/2021	0.00038 (J)	<0.0005	0.0068			
2/22/2021						0.00014 (J)
3/8/2021				<0.0005		
3/9/2021					<0.0005	
3/25/2021				<0.0005		
3/26/2021		<0.0005	0.0062			
3/29/2021	<0.005				<0.0005	
3/31/2021						0.00018 (J)
8/19/2021				<0.0005	<0.0005	
8/23/2021	0.00019 (J)	<0.0005	0.0039			

ND substitution: RL or RL/2 if <15% NDs.

Confidence Interval

Constituent: Cadmium (mg/L) Analysis Run 4/18/2023 12:41 PM View: Appendix IV

Plant Bowen Client: Southern Company Data: Bowen AP-1

	BGWC-22	BGWC-23	BGWC-24	BGWC-30	BGWC-38D	BGWC-39
8/24/2021						0.00031 (J)
2/14/2022		<0.0005		<0.0005	<0.0005	
2/15/2022	0.0002 (J)		0.0042			
2/16/2022						0.00012 (J)
8/1/2022		<0.0005		<0.0005		
8/2/2022	0.00012 (J)		0.00026 (J)		<0.0005	<0.0005
10/21/2022			0.0031 (R)			
Mean	0.00348	0.0004859	0.004334	0.0004172	0.0005163	0.0003063
Std. Dev.	0.002279	6.609E-05	0.002459	0.0001357	0.0001344	0.00017
Upper Lim.	0.005	0.0005	0.00562	0.0005	0.00081	0.0002541
Lower Lim.	0.00033	0.00019	0.003048	0.0003	0.00032	0.0001271

ND substitution: RL or RL/2 if <15% NDs.

Confidence Interval

Constituent: Cadmium (mg/L) Analysis Run 4/18/2023 12:41 PM View: Appendix IV

Plant Bowen Client: Southern Company Data: Bowen AP-1

	BGWC-43D	BGWC-51	BGWC-52
9/3/2020	0.0011 (J)		
1/28/2021		0.00031 (J)	0.00025 (J)
2/23/2021		0.00043 (J)	<0.0005
3/8/2021	0.0003 (J)		
3/29/2021	0.00019 (J)		
3/30/2021		0.0007	0.00018 (J)
8/23/2021	0.00036 (J)	0.00043 (J)	0.00018 (J)
2/14/2022		<0.0005	<0.0005
2/15/2022	0.0015		
7/28/2022			<0.0005
8/1/2022	0.0011	<0.0005	
Mean	0.0007583	0.0004783	0.0003517
Std. Dev.	0.0005432	0.0001289	0.0001645
Upper Lim.	0.001505	0.000601	0.0005
Lower Lim.	1.214E-05	0.0002156	0.00018

ND substitution: RL or RL/2 if <15% NDs.

Confidence Interval

Constituent: Chromium (mg/L) Analysis Run 4/18/2023 12:41 PM View: Appendix IV

Plant Bowen Client: Southern Company Data: Bowen AP-1

	BGWA-6	BGWC-10	BGWC-12	BGWC-14A	BGWC-16	BGWC-17
6/6/2016	<0.005					
6/7/2016		<0.005	<0.005		<0.005	<0.005
8/10/2016	0.0044 (J)					
8/11/2016					<0.005	<0.005
8/12/2016			<0.005			
8/16/2016		<0.005				
10/4/2016	<0.005					
10/6/2016			<0.005			
10/7/2016		<0.005			<0.005	<0.005
12/1/2016	<0.005					
12/5/2016			<0.005			
12/6/2016		<0.005			<0.005	<0.005
2/14/2017	<0.005					
2/15/2017			<0.005			
2/16/2017		<0.005			<0.005	<0.005
4/13/2017	<0.005					
4/18/2017		<0.005	<0.005		<0.005	
4/19/2017						<0.005
5/25/2017	<0.005					
5/30/2017					<0.005	<0.005
6/2/2017		<0.005	0.0003 (J)			
7/7/2017	<0.005					
7/12/2017		<0.005				
7/13/2017			<0.005			
7/14/2017					<0.005	<0.005
3/27/2018		<0.005			<0.005	<0.005
3/28/2018			<0.005			
2/25/2019					<0.005	
2/27/2019						<0.005
2/28/2019		<0.005	<0.005			
4/1/2019			<0.005			
4/2/2019	<0.005	<0.005			<0.005	0.00044 (J)
9/23/2019	<0.005					
9/25/2019		<0.005	0.00055 (J)			
9/26/2019					<0.005	<0.005
2/18/2020	<0.005					
2/20/2020		<0.005			<0.005	
2/24/2020			<0.005			<0.005
3/19/2020	0.0015 (J)		0.0004 (J)		0.00071 (J)	0.00039 (J)
3/23/2020		0.0011 (J)				
5/22/2020				<0.005		
6/23/2020				<0.005		
7/28/2020				<0.005		
9/2/2020				<0.005		
9/23/2020	<0.005					
9/24/2020		<0.005			<0.005	<0.005
9/25/2020			0.00058 (J)			
10/1/2020				<0.005		
11/10/2020				<0.005		
12/15/2020				<0.005		
1/20/2021				<0.005		
2/18/2021	<0.005	<0.005		0.026	0.0019 (J)	<0.005

ND substitution: RL or RL/2 if <15% NDs.

Confidence Interval

Constituent: Chromium (mg/L) Analysis Run 4/18/2023 12:41 PM View: Appendix IV

Plant Bowen Client: Southern Company Data: Bowen AP-1

	BGWA-6	BGWC-10	BGWC-12	BGWC-14A	BGWC-16	BGWC-17
2/19/2021			<0.005			
3/24/2021			0.00079 (J)	<0.005	<0.005	<0.005
3/30/2021		<0.005				
3/31/2021	<0.005					
8/16/2021	<0.005					
8/18/2021		<0.005	<0.005	<0.005	<0.005	
8/19/2021						<0.005
2/9/2022	<0.005			<0.005		
2/11/2022		<0.005	<0.005		<0.005	<0.005
7/26/2022	<0.005			<0.005		
7/27/2022			<0.005		<0.005	<0.005
7/28/2022		<0.005				
Mean	0.004772	0.004805	0.003881	0.006615	0.00463	0.004541
Std. Dev.	0.0008288	0.0008721	0.00199	0.005824	0.001154	0.001411
Upper Lim.	0.005	0.005	0.005	0.026	0.005	0.005
Lower Lim.	0.0044	0.0011	0.00079	0.005	0.0019	0.00044

ND substitution: RL or RL/2 if <15% NDs.

Confidence Interval

Constituent: Chromium (mg/L) Analysis Run 4/18/2023 12:41 PM View: Appendix IV

Plant Bowen Client: Southern Company Data: Bowen AP-1

	BGWC-18	BGWC-20	BGWC-21	BGWC-23	BGWC-24	BGWC-25
6/8/2016	<0.005	<0.005	<0.005			<0.005
6/9/2016				<0.005	<0.005	
8/12/2016	<0.005	<0.005				
8/15/2016						<0.005
8/18/2016			<0.005	<0.005	<0.005	
10/7/2016	0.0011 (J)					
10/10/2016		<0.005	<0.005	<0.005	0.0009 (J)	<0.005
12/6/2016	<0.005					
12/7/2016		<0.005		0.002 (J)	<0.005	
12/8/2016			<0.005			<0.005
2/16/2017	<0.005					
2/17/2017		<0.005	<0.005			
2/20/2017				<0.005	<0.005	<0.005
4/19/2017	<0.005	<0.005	<0.005	<0.005	<0.005	
4/20/2017						<0.005
6/1/2017	<0.005	<0.005	<0.005			<0.005
6/5/2017				<0.005	<0.005	
7/14/2017	<0.005					
7/17/2017				<0.005	<0.005	<0.005
7/18/2017		<0.005	<0.005			
3/27/2018	<0.005					
3/28/2018		<0.005	<0.005			<0.005
3/29/2018				<0.005	<0.005	
2/27/2019	<0.005	0.0048 (J)				
3/1/2019				0.0033 (J)	<0.005	<0.005
4/2/2019	<0.005					
4/3/2019		0.00088 (J)	<0.005	0.00057 (J)	<0.005	
4/4/2019						<0.005
9/26/2019	<0.005	0.0022 (J)				
9/27/2019				<0.005		
9/30/2019			<0.005		<0.005	0.0021 (J)
2/24/2020	<0.005	0.00096 (J)				
2/25/2020				<0.005		
2/26/2020			<0.005		0.00051 (J)	<0.005
3/20/2020	0.00046 (J)		0.00041 (J)			
3/23/2020		0.00091 (J)		0.00043 (J)		
3/24/2020						<0.005
3/25/2020					<0.005	
9/24/2020	<0.005		<0.005	<0.005		
9/25/2020					0.00058 (J)	
9/28/2020		0.0028 (J)				<0.005
2/18/2021	<0.005	0.00078 (J)				
2/19/2021			<0.005	<0.005	<0.005	
2/23/2021						<0.005
3/24/2021	0.00065 (J)					
3/26/2021				<0.005	<0.005	<0.005
3/29/2021		0.0011 (J)	0.0025 (J)			
8/19/2021	<0.005					<0.005
8/20/2021		<0.005	<0.005			
8/23/2021				0.0015 (J)	<0.005	
2/14/2022				<0.005		
2/15/2022					<0.005	

ND substitution: RL or RL/2 if <15% NDs.

Confidence Interval

Constituent: Chromium (mg/L) Analysis Run 4/18/2023 12:41 PM View: Appendix IV

Plant Bowen Client: Southern Company Data: Bowen AP-1

	BGWC-18	BGWC-20	BGWC-21	BGWC-23	BGWC-24	BGWC-25
2/16/2022	<0.005	<0.005	<0.005			<0.005
7/27/2022	<0.005	<0.005				<0.005
7/28/2022			<0.005			
8/1/2022				<0.005		
8/2/2022					<0.005	
10/21/2022					<0.005 (R)	
Mean	0.00436	0.003721	0.004627	0.00414	0.00438	0.004855
Std. Dev.	0.001565	0.001822	0.001171	0.00162	0.001556	0.0006485
Upper Lim.	0.005	0.005	0.005	0.005	0.005	0.005
Lower Lim.	0.0011	0.0011	0.0025	0.0033	0.0009	0.0021

ND substitution: RL or RL/2 if <15% NDs.

Confidence Interval

Constituent: Chromium (mg/L) Analysis Run 4/18/2023 12:41 PM View: Appendix IV

Plant Bowen Client: Southern Company Data: Bowen AP-1

	BGWC-30	BGWC-31	BGWC-32	BGWC-35D	BGWC-36D	BGWC-37D
1/23/2017	0.001 (J)					
2/7/2017	<0.005					
3/27/2017	<0.005					
4/17/2017	<0.005					
5/22/2017	0.0004 (J)					
6/5/2017	0.0004 (J)					
7/11/2017	0.0012 (J)					
8/23/2017	0.0009 (J)					
3/26/2018	<0.005					
3/1/2019	<0.005					
4/2/2019	0.00095 (J)				0.001 (J)	
4/4/2019		<0.005		0.0011 (J)		
4/5/2019			<0.005			
9/24/2019		0.00064 (J)				
9/26/2019			0.00062 (J)	0.00067 (J)		
9/27/2019	0.00056 (J)				0.0006 (J)	
2/25/2020				<0.005		<0.005
2/26/2020	0.00073 (J)	<0.005			<0.005	
2/27/2020			0.00072 (J)			
3/23/2020	0.00098 (J)	0.0011 (J)			<0.005	
3/24/2020			0.0012 (J)			0.00068 (J)
3/25/2020				<0.005		
9/25/2020	0.00087 (J)		0.00057 (J)	0.00072 (J)		0.00068 (J)
9/28/2020		0.00056 (J)			<0.005	
2/22/2021		<0.005		<0.005		<0.005
2/23/2021			<0.005			
3/8/2021	0.0011 (J)				0.00057 (J)	
3/25/2021	0.00082 (J)				0.00057 (J)	
3/26/2021				<0.005		<0.005
3/29/2021		<0.005				
3/30/2021			<0.005			
8/19/2021	<0.005					
8/20/2021		<0.005		<0.005		<0.005
8/23/2021					<0.005	
8/25/2021			0.0043 (J)			
2/14/2022	0.0014 (J)				<0.005	
2/16/2022		<0.005	<0.005			
2/17/2022				<0.005		<0.005
7/28/2022		<0.005		<0.005		<0.005
7/29/2022			<0.005		<0.005	
8/1/2022	<0.005					
Mean	0.002315	0.00373	0.003241	0.003749	0.003274	0.00392
Std. Dev.	0.002035	0.00205	0.002137	0.002017	0.002232	0.002
Upper Lim.	0.005	0.005	0.005	0.005	0.005	0.005
Lower Lim.	0.00082	0.00064	0.00062	0.00072	0.00057	0.00068

ND substitution: RL or RL/2 if <15% NDs.

Confidence Interval

Constituent: Chromium (mg/L) Analysis Run 4/18/2023 12:41 PM View: Appendix IV

Plant Bowen Client: Southern Company Data: Bowen AP-1

	BGWC-38D	BGWC-39	BGWC-40	BGWC-41D	BGWC-42D	BGWC-43D
2/27/2020	0.0031 (J)	<0.005				
2/28/2020			0.00043 (J)			
3/24/2020	0.00042 (J)	0.001 (J)				
3/25/2020			0.00058 (J)			
9/2/2020	<0.005			<0.005		
9/3/2020					<0.005	<0.005
9/29/2020		<0.005	0.00082 (J)			
2/22/2021		<0.005	<0.005	<0.005	0.0011 (J)	
3/8/2021						<0.005
3/9/2021	<0.005					
3/29/2021	<0.005					<0.005
3/30/2021			0.00081 (J)			
3/31/2021		<0.005		0.00068 (J)		
4/1/2021					0.00062 (J)	
8/19/2021	<0.005					
8/20/2021					<0.005	
8/23/2021						<0.005
8/24/2021		<0.005	<0.005	<0.005		
2/14/2022	<0.005					
2/15/2022				<0.005		0.0024 (J)
2/16/2022		<0.005	0.0011 (J)			
2/17/2022					<0.005	
7/28/2022			<0.005		<0.005	
7/29/2022				<0.005		
8/1/2022						<0.005
8/2/2022	<0.005	<0.005				
Mean	0.00419	0.0045	0.002342	0.00428	0.00362	0.004567
Std. Dev.	0.001662	0.001414	0.002209	0.001764	0.002143	0.001061
Upper Lim.	0.005	0.005	0.005	0.005	0.005	0.005
Lower Lim.	0.00042	0.001	0.00043	0.00068	0.00062	0.0024

ND substitution: RL or RL/2 if <15% NDs.

Confidence Interval

Constituent: Chromium (mg/L) Analysis Run 4/18/2023 12:41 PM View: Appendix IV

Plant Bowen Client: Southern Company Data: Bowen AP-1

	BGWC-44D	BGWC-49D	BGWC-51	BGWC-52	BGWC-7	BGWC-8
6/7/2016						<0.005
6/8/2016					<0.005	
8/10/2016						0.0052 (J)
8/11/2016					<0.005	
10/4/2016						0.0015 (J)
10/6/2016					<0.005	
12/2/2016						0.0013 (J)
12/6/2016					<0.005	
2/14/2017						<0.005
2/15/2017					<0.005	
4/14/2017						0.0011 (J)
4/18/2017					<0.005	
5/26/2017						0.0008 (J)
6/2/2017					<0.005	
7/10/2017						0.0009 (J)
7/14/2017					<0.005	
3/26/2018						<0.005
3/27/2018					<0.005	
2/25/2019						<0.005
2/28/2019					<0.005	
4/1/2019						0.00091 (J)
4/2/2019					<0.005	
9/24/2019					0.00055 (J)	0.063
2/19/2020						0.0011 (J)
2/21/2020					<0.005	
3/18/2020						0.0014 (J)
3/19/2020					0.00061 (J)	
9/3/2020	<0.005					
9/23/2020						0.0013 (J)
9/25/2020					<0.005	
1/28/2021			<0.005	<0.005		
2/16/2021						0.001 (J)
2/18/2021	0.00093 (J)				<0.005	
2/23/2021			0.0006 (J)	<0.005		
3/24/2021						0.0013 (J)
3/30/2021			<0.005	0.00061 (J)	0.00095 (J)	
3/31/2021	0.00094 (J)					
4/19/2021		0.00071 (J)				
8/18/2021	<0.005					0.0012 (J)
8/19/2021					<0.005	
8/23/2021			<0.005	<0.005		
8/24/2021		<0.005				
2/9/2022	<0.005					
2/10/2022						0.0014 (J)
2/11/2022					<0.005	
2/14/2022			<0.005	0.0013 (J)		
2/17/2022		<0.005				
7/26/2022	<0.005					<0.005
7/28/2022				<0.005	<0.005	
8/1/2022		<0.005	<0.005			
Mean	0.003645	0.003927	0.004267	0.003652	0.004355	0.00542
Std. Dev.	0.002099	0.002145	0.001796	0.0021	0.001576	0.01367

ND substitution: RL or RL/2 if <15% NDs.

Confidence Interval

Constituent: Chromium (mg/L) Analysis Run 4/18/2023 12:41 PM View: Appendix IV

Plant Bowen Client: Southern Company Data: Bowen AP-1

	BGWC-44D	BGWC-49D	BGWC-51	BGWC-52	BGWC-7	BGWC-8
Upper Lim.	0.005	0.005	0.005	0.005	0.005	0.005
Lower Lim.	0.00093	0.00071	0.0006	0.00061	0.00095	0.0011

Confidence Interval

Constituent: Chromium (mg/L) Analysis Run 4/18/2023 12:41 PM View: Appendix IV

Plant Bowen Client: Southern Company Data: Bowen AP-1

	BGWC-9
6/6/2016	<0.005
8/11/2016	<0.005
10/5/2016	0.002 (J)
12/5/2016	<0.005
2/15/2017	<0.005
4/17/2017	<0.005
5/26/2017	<0.005
7/11/2017	<0.005
3/27/2018	<0.005
4/1/2019	<0.005
9/24/2019	<0.005
2/20/2020	<0.005
3/19/2020	<0.005
9/24/2020	<0.005
2/17/2021	<0.005
3/24/2021	<0.005
8/18/2021	<0.005
2/10/2022	<0.005
7/26/2022	<0.005
Mean	0.004842
Std. Dev.	0.0006882
Upper Lim.	0.005
Lower Lim.	0.002

ND substitution: RL or RL/2 if <15% NDs.

Confidence Interval

Constituent: Cobalt (mg/L) Analysis Run 4/18/2023 12:41 PM View: Appendix IV

Plant Bowen Client: Southern Company Data: Bowen AP-1

	BGWA-6	BGWC-10	BGWC-12	BGWC-14A	BGWC-16	BGWC-17
6/6/2016	<0.005					
6/7/2016		<0.005	<0.005		0.0037	<0.005
8/10/2016	0.0006 (J)					
8/11/2016					0.0039 (J)	<0.005
8/12/2016			<0.005			
8/16/2016		<0.005				
10/4/2016	<0.005					
10/6/2016			<0.005			
10/7/2016		<0.005			0.0043 (J)	<0.005
12/1/2016	<0.005					
12/5/2016			0.0006 (J)			
12/6/2016		<0.005			0.005 (J)	<0.005
2/14/2017	<0.005					
2/15/2017			<0.005			
2/16/2017		<0.005			0.0054 (J)	<0.005
4/13/2017	<0.005					
4/18/2017		<0.005	<0.005		0.0054 (J)	
4/19/2017						<0.005
5/25/2017	<0.005					
5/30/2017					0.0045 (J)	<0.005
6/2/2017		<0.005	<0.005			
7/7/2017	<0.005					
7/12/2017		<0.005				
7/13/2017			0.0003 (J)			
7/14/2017					0.0049 (J)	<0.005
3/27/2018		<0.005			<0.01	<0.005
3/28/2018			<0.005			
6/12/2018					0.0048 (J)	
6/14/2018		<0.005	<0.005			<0.005
10/16/2018	0.00094 (J)					
10/17/2018			<0.005			<0.005
10/18/2018		<0.005			0.0047 (J)	
2/25/2019					0.0071 (J)	
2/27/2019						<0.005
2/28/2019		<0.005	<0.005			
4/1/2019			0.00034 (J)			
4/2/2019	0.00016 (J)	0.00027 (J)			0.0056 (J)	0.00015 (J)
9/23/2019	0.00042 (J)					
9/25/2019		0.00056 (J)	0.0004 (J)			
9/26/2019					0.0093	<0.005
2/18/2020	0.00032 (J)					
2/20/2020		<0.005			0.0092	
2/24/2020			0.00034 (J)			<0.005
3/19/2020	<0.005		0.00035 (J)		0.0089	<0.005
3/23/2020		0.00031 (J)				
5/22/2020				0.00041 (J)		
6/23/2020				<0.005		
7/28/2020				<0.005		
9/2/2020				0.001 (J)		
9/23/2020	<0.005					
9/24/2020		<0.005			0.0095	<0.005
9/25/2020			0.00049 (J)			

ND substitution: RL or RL/2 if <15% NDs.

Confidence Interval

Constituent: Cobalt (mg/L) Analysis Run 4/18/2023 12:41 PM View: Appendix IV

Plant Bowen Client: Southern Company Data: Bowen AP-1

	BGWA-6	BGWC-10	BGWC-12	BGWC-14A	BGWC-16	BGWC-17
10/1/2020				0.0018 (J)		
11/10/2020				0.0016 (J)		
12/15/2020				0.0018		
1/20/2021				0.0019 (J)		
2/18/2021	<0.005	<0.005		0.0013 (J)	0.0088	<0.005
2/19/2021			0.00066 (J)			
3/24/2021			0.00048 (J)	<0.005	0.0078	<0.005
3/30/2021		0.00052 (J)				
3/31/2021	0.00094 (J)					
8/16/2021	0.00052 (J)					
8/18/2021		0.00042 (J)	0.00085 (J)	0.0034 (J)	0.0098	
8/19/2021						<0.005
2/9/2022	0.0005 (J)			<0.005		
2/11/2022		0.00047 (J)	0.00057 (J)		0.0097	<0.005
7/26/2022	<0.005			0.003 (J)		
7/27/2022			<0.005		0.012	<0.005
7/28/2022		0.00058 (J)				
Mean	0.003126	0.003551	0.002745	0.002785	0.006786	0.00478
Std. Dev.	0.002264	0.002171	0.002311	0.001713	0.002456	0.001034
Upper Lim.	0.005	0.005	0.005	0.002338	0.008105	0.005
Lower Lim.	0.0005	0.00056	0.00048	0.0009874	0.005468	0.00015

ND substitution: RL or RL/2 if <15% NDs.

Confidence Interval

Constituent: Cobalt (mg/L) Analysis Run 4/18/2023 12:41 PM View: Appendix IV

Plant Bowen Client: Southern Company Data: Bowen AP-1

	BGWC-18	BGWC-19	BGWC-20	BGWC-21	BGWC-22	BGWC-23
6/8/2016	0.00071 (J)	<0.005	<0.005	0.00041 (J)	0.0079	
6/9/2016						<0.005
8/12/2016	0.0006 (J)	<0.005	<0.005			
8/18/2016				<0.005	0.0109	<0.005
10/7/2016	0.0005 (J)	<0.005				
10/10/2016			<0.005	<0.005	0.011	<0.005
12/6/2016	0.0009 (J)					
12/7/2016		<0.005	0.0008 (J)			0.0015 (J)
12/8/2016				0.0006 (J)	0.013	
2/16/2017	<0.005	<0.005				
2/17/2017			<0.005	<0.005	0.0122	
2/20/2017						<0.005
4/19/2017	<0.005	<0.005	<0.005	<0.005		<0.005
4/20/2017					0.0116	
6/1/2017	<0.005	<0.005	<0.005	<0.005		
6/5/2017					0.0112	<0.005
7/14/2017	<0.005	<0.005				
7/17/2017						<0.005
7/18/2017			<0.005	0.0004 (J)		
7/19/2017					0.0131	
3/27/2018	<0.005	<0.005				
3/28/2018			<0.005	<0.005		
3/29/2018					0.016	<0.005
6/13/2018			<0.005			<0.005
6/14/2018	<0.005			<0.005	0.017	
6/15/2018		<0.005				
10/18/2018	<0.005					
10/19/2018		<0.005		<0.005		
10/22/2018			<0.005		0.021	<0.005
2/27/2019	<0.005		<0.005			
3/1/2019		<0.005			0.017	<0.005
4/2/2019	0.00012 (J)					
4/3/2019		7.2E-05 (J)	0.00024 (J)	0.00064 (J)	0.019	0.00058 (J)
5/2/2019					0.023 (J)	
9/26/2019	<0.005	<0.005	<0.005			
9/27/2019					0.027	0.00034 (J)
9/30/2019				0.0004 (J)		
2/24/2020	<0.005	<0.005	<0.005			
2/25/2020					0.017	0.00046 (J)
2/26/2020				0.00037 (J)		
3/20/2020	<0.005	<0.005		<0.005	0.02	
3/23/2020			0.00036 (J)			0.0004 (J)
9/24/2020	<0.005			0.00098 (J)	0.041	<0.005
9/28/2020		<0.005	<0.005			
2/18/2021	<0.005	<0.005	<0.005			
2/19/2021				0.0013 (J)	0.032	0.00044 (J)
3/24/2021	<0.005					
3/26/2021		<0.005				<0.005
3/29/2021			<0.005	0.00069 (J)	0.029 (J)	
7/19/2021					0.039	<0.005
8/19/2021	<0.005					
8/20/2021		<0.005	<0.005	0.00058 (J)		

ND substitution: RL or RL/2 if <15% NDs.

Confidence Interval

Constituent: Cobalt (mg/L) Analysis Run 4/18/2023 12:41 PM View: Appendix IV

Plant Bowen Client: Southern Company Data: Bowen AP-1

	BGWC-18	BGWC-19	BGWC-20	BGWC-21	BGWC-22	BGWC-23
8/23/2021					0.029	0.00047 (J)
11/1/2021					0.04	<0.005
2/14/2022						<0.005
2/15/2022					0.03	
2/16/2022	<0.005	<0.005	<0.005	0.0021 (J)		
7/27/2022	<0.005	<0.005	<0.005			
7/28/2022				0.0027 (J)		
8/1/2022						<0.005
8/2/2022					0.034	
Mean	0.003992	0.004776	0.004382	0.002675	0.02168	0.003716
Std. Dev.	0.001906	0.001051	0.001595	0.002137	0.01011	0.002054
Upper Lim.	0.005	0.005	0.005	0.005	0.02671	0.005
Lower Lim.	0.0009	7.2E-05	0.0008	0.00058	0.01664	0.00058

ND substitution: RL or RL/2 if <15% NDs.

Confidence Interval

Constituent: Cobalt (mg/L) Analysis Run 4/18/2023 12:41 PM View: Appendix IV

Plant Bowen Client: Southern Company Data: Bowen AP-1

	BGWC-24	BGWC-25	BGWC-30	BGWC-31	BGWC-32	BGWC-34D
6/8/2016		<0.005				
6/9/2016	0.0026					
8/15/2016		<0.005				
8/18/2016	0.0021 (J)					
10/10/2016	0.0018 (J)	<0.005				
12/7/2016	0.0018 (J)					
12/8/2016		0.0006 (J)				
1/23/2017			0.0012 (J)			
2/7/2017			0.0008 (J)			
2/20/2017	0.0027 (J)	<0.005				
3/27/2017			0.001 (J)			
4/17/2017			0.0009 (J)			
4/19/2017	0.0032 (J)					
4/20/2017		<0.005				
5/22/2017			0.0008 (J)			
6/1/2017		<0.005				
6/5/2017	0.0034 (J)		0.0008 (J)			
7/11/2017			0.0008 (J)			
7/17/2017	0.0033 (J)	<0.005				
8/23/2017			0.0006 (J)			
3/26/2018			<0.005			
3/28/2018		<0.005				
3/29/2018	<0.005					
6/13/2018	0.0039 (J)					
6/14/2018		<0.005				
6/15/2018			<0.005			
10/18/2018				0.00079 (J)		
10/19/2018						0.0012 (J)
10/22/2018	0.0043 (J)	<0.005	<0.005		0.0037 (J)	
3/1/2019	0.0055 (J)	<0.005	<0.005			
4/2/2019			0.00022 (J)			
4/3/2019	0.0048 (J)					
4/4/2019		0.00022 (J)		0.00051 (J)		0.00042 (J)
4/5/2019					0.011	
5/3/2019					0.0078 (J)	
9/24/2019				0.00041 (J)		<0.005
9/26/2019					0.01	
9/27/2019			<0.005			
9/30/2019	0.0048 (J)	<0.005				
11/15/2019					0.0077	
2/26/2020	0.0045 (J)	<0.005	<0.005	0.00031 (J)		
2/27/2020					0.00095 (J)	<0.005
3/23/2020			<0.005	0.00036 (J)		
3/24/2020		<0.005			0.0037 (J)	0.00039 (J)
3/25/2020	0.0037 (J)					
9/25/2020	0.0038 (J)		<0.005		0.0081	
9/28/2020		<0.005		0.00046 (J)		0.00048 (J)
2/19/2021	0.0042 (J)					0.00057 (J)
2/22/2021				<0.005		
2/23/2021		<0.005			0.0062	
3/8/2021			<0.005			
3/25/2021			<0.005			

ND substitution: RL or RL/2 if <15% NDs.

Confidence Interval

Constituent: Cobalt (mg/L) Analysis Run 4/18/2023 12:41 PM View: Appendix IV

Plant Bowen Client: Southern Company Data: Bowen AP-1

	BGWC-24	BGWC-25	BGWC-30	BGWC-31	BGWC-32	BGWC-34D
3/26/2021	<0.005	<0.005				
3/29/2021				<0.005		
3/30/2021					0.0014 (J)	0.00065 (J)
7/19/2021	0.0034 (J)					
7/20/2021			<0.005			
8/19/2021		<0.005	0.002 (J)			
8/20/2021				<0.005		
8/23/2021	0.0062					
8/24/2021						0.00085 (J)
8/25/2021					0.0018 (J)	
11/1/2021	0.0038 (J)		<0.005			
2/14/2022			<0.005			
2/15/2022	0.0037 (J)					
2/16/2022		<0.005		<0.005	<0.005	0.001 (J)
7/27/2022		<0.005				
7/28/2022				<0.005		0.0012 (J)
7/29/2022					0.0022 (J)	
8/1/2022			<0.005			
8/2/2022	<0.005					
10/21/2022	0.0026 (J)					
Mean	0.003504	0.004583	0.003297	0.002531	0.005158	0.001524
Std. Dev.	0.001125	0.001352	0.002079	0.002367	0.003463	0.001743
Upper Lim.	0.004065	0.005	0.005	0.005	0.007733	0.005
Lower Lim.	0.002943	0.0006	0.0009	0.00036	0.002582	0.00042

ND substitution: RL or RL/2 if <15% NDs.

Confidence Interval

Constituent: Cobalt (mg/L) Analysis Run 4/18/2023 12:41 PM View: Appendix IV

Plant Bowen Client: Southern Company Data: Bowen AP-1

	BGWC-35D	BGWC-36D	BGWC-37D	BGWC-38D	BGWC-39	BGWC-40
10/17/2018		0.00057 (J)				
10/22/2018	<0.01					
4/2/2019		0.0011 (J)				
4/4/2019	0.0011 (J)					
9/26/2019	0.0019 (J)					
9/27/2019		0.0009 (J)				
12/13/2019					0.0033 (J)	
2/25/2020	0.0011 (J)		0.0015 (J)			
2/26/2020		0.00058 (J)				
2/27/2020				0.014	0.00047 (J)	
2/28/2020						0.00049 (J)
3/23/2020		0.00049 (J)				
3/24/2020			0.0019 (J)	0.0065	<0.005	
3/25/2020	0.00046 (J)					0.00056 (J)
9/2/2020				0.0043 (J)		
9/25/2020	0.00082 (J)		0.0011 (J)			
9/28/2020		0.00038 (J)				
9/29/2020					0.00061 (J)	0.00044 (J)
2/22/2021	0.0011 (J)		0.0007 (J)		<0.005	0.0006 (J)
3/8/2021		<0.005				
3/9/2021				0.0014 (J)		
3/25/2021		<0.005				
3/26/2021	0.0015 (J)		0.0011 (J)			
3/29/2021				0.0015 (J)		
3/30/2021						0.00052 (J)
3/31/2021					<0.005	
8/19/2021				0.004 (J)		
8/20/2021	0.0018 (J)		0.00088 (J)			
8/23/2021		<0.005				
8/24/2021					<0.005	0.00061 (J)
11/1/2021				0.0033 (J)		
2/14/2022		<0.005		0.0019 (J)		
2/16/2022					<0.005	0.00052 (J)
2/17/2022	0.0024 (J)		0.00056 (J)			
7/28/2022	0.0038 (J)		<0.005			0.00042 (J)
7/29/2022		<0.005				
8/2/2022				0.0019 (J)	<0.005	
Mean	0.001907	0.002638	0.00128	0.004311	0.00382	0.00052
Std. Dev.	0.001371	0.002269	0.0006547	0.003997	0.001941	6.908E-05
Upper Lim.	0.002864	0.005	0.001974	0.007152	0.005	0.0005932
Lower Lim.	0.0008607	0.00049	0.000586	0.001413	0.00047	0.0004468

ND substitution: RL or RL/2 if <15% NDs.

Confidence Interval

Constituent: Cobalt (mg/L) Analysis Run 4/18/2023 12:41 PM View: Appendix IV

Plant Bowen Client: Southern Company Data: Bowen AP-1

	BGWC-41D	BGWC-43D	BGWC-49D	BGWC-50D	BGWC-52	BGWC-7
6/8/2016						0.00081 (J)
8/11/2016						0.0007 (J)
10/6/2016						<0.01
12/6/2016						0.0009 (J)
2/15/2017						<0.01
4/18/2017						0.0005 (J)
6/2/2017						0.0006 (J)
7/14/2017						0.0006 (J)
3/27/2018						<0.01
6/13/2018						0.00068 (J)
10/18/2018						<0.01
2/28/2019						0.00067 (J)
4/2/2019						0.00094 (J)
9/24/2019						0.00078 (J)
2/21/2020						0.00081 (J)
3/19/2020						0.00091 (J)
9/2/2020	0.00075 (J)					
9/3/2020		0.002 (J)				
9/25/2020						0.00077 (J)
1/28/2021					0.0048 (J)	
2/18/2021						0.00074 (J)
2/22/2021	0.00053 (J)					
2/23/2021					0.0033 (J)	
3/8/2021		0.0043 (J)				
3/29/2021		0.0057				
3/30/2021					0.0031 (J)	0.00085 (J)
3/31/2021	<0.005					
4/19/2021			0.00079 (J)	0.0013 (J)		
7/20/2021		0.0057				
8/18/2021				0.0016 (J)		
8/19/2021						0.0008 (J)
8/23/2021		0.0051			0.0036 (J)	
8/24/2021	0.00044 (J)		0.001 (J)			
2/9/2022				0.00079 (J)		
2/11/2022						0.00068 (J)
2/14/2022					0.00044 (J)	
2/15/2022	<0.005	0.0038 (J)				
2/17/2022			0.00088 (J)			
7/26/2022				0.00072 (J)		
7/28/2022					0.00082 (J)	0.00074 (J)
7/29/2022	0.0004 (J)					
8/1/2022		0.0024 (J)	0.00065 (J)			
Mean	0.00202	0.004143	0.00083	0.001103	0.002677	0.002431
Std. Dev.	0.002311	0.001502	0.0001476	0.0004205	0.001696	0.003654
Upper Lim.	0.005	0.005927	0.001165	0.002057	0.005006	0.00091
Lower Lim.	0.0004	0.002359	0.0004948	0.0001478	0.0003471	0.00068

ND substitution: RL or RL/2 if <15% NDs.

Confidence Interval

Constituent: Cobalt (mg/L) Analysis Run 4/18/2023 12:41 PM View: Appendix IV

Plant Bowen Client: Southern Company Data: Bowen AP-1

	BGWC-8	BGWC-9
6/6/2016		<0.005
6/7/2016	0.00013 (J)	
8/10/2016	0.0003 (J)	
8/11/2016		0.0003 (J)
10/4/2016	<0.005	
10/5/2016		<0.005
12/2/2016	<0.005	
12/5/2016		0.0006 (J)
2/14/2017	<0.005	
2/15/2017		<0.005
4/14/2017	<0.005	
4/17/2017		<0.005
5/26/2017	<0.005	<0.005
7/10/2017	<0.005	
7/11/2017		<0.005
3/26/2018	<0.005	
3/27/2018		<0.005
6/12/2018	<0.005	<0.005
10/16/2018	<0.005	
10/17/2018		<0.005
2/25/2019	<0.005	
4/1/2019	5.6E-05 (J)	0.00024 (J)
9/24/2019	0.0012 (J)	<0.005
2/19/2020	<0.005	
2/20/2020		<0.005
3/18/2020	<0.005	
3/19/2020		<0.005
9/23/2020	<0.005	
9/24/2020		<0.005
2/16/2021	<0.005	
2/17/2021		<0.005
3/24/2021	<0.005	<0.005
8/18/2021	<0.005	<0.005
2/10/2022	<0.005	<0.005
7/26/2022	<0.005	<0.005
Mean	0.004168	0.00434
Std. Dev.	0.001818	0.001658
Upper Lim.	0.005	0.005
Lower Lim.	0.0012	0.0006

ND substitution: RL or RL/2 if <15% NDs.

Confidence Interval

Constituent: Combined Radium 226 + 228 (pCi/L) Analysis Run 4/18/2023 12:41 PM View: Appendix IV

Plant Bowen Client: Southern Company Data: Bowen AP-1

	BGWA-6	BGWC-10	BGWC-12	BGWC-14A	BGWC-16	BGWC-17
6/6/2016	0.239 (U)					
6/7/2016		0.616	0.024 (U)		0.284 (U)	0.135 (U)
8/10/2016	1.19					
8/11/2016					1.71	0.808
8/12/2016			0.849			
8/16/2016		1.08				
10/4/2016	0.231 (U)					
10/6/2016			1.57			
10/7/2016		2.82			0.485 (U)	0.874 (U)
12/1/2016	0.428 (U)					
12/5/2016			0.956			
12/6/2016		0.719 (U)			1.22	0.131 (U)
2/14/2017	0.36 (U)					
2/15/2017			0.229 (U)			
2/16/2017		0.966 (U)			0.19 (U)	0.471 (U)
4/13/2017	0.387 (U)					
4/18/2017		1.01 (U)	0.0114 (U)		0.52 (U)	
4/19/2017						0.65 (U)
5/25/2017	0.123 (U)					
5/30/2017					1.21 (U)	0.65 (U)
6/2/2017		1.13 (U)	0.375 (U)			
7/7/2017	0.876 (U)					
7/12/2017		1.29				
7/13/2017			0.636 (U)			
7/14/2017					0.526 (U)	0.592 (U)
3/27/2018		0.779 (U)			1.34	0.551 (U)
3/28/2018			0.36 (U)			
6/12/2018					0.732 (U)	
6/14/2018		1.22 (U)	0.316 (U)			0.638 (U)
10/16/2018	0.881 (U)					
10/17/2018			0.326 (U)			0.555 (U)
10/18/2018		0.841 (U)			0.522 (U)	
2/25/2019					1.08	
2/27/2019						1.57
2/28/2019		1.88	1.04			
4/1/2019			0.328 (U)			
4/2/2019	0.64 (U)	1.21 (U)			1.73	0.71 (U)
9/23/2019	1.13					
9/25/2019		0.816 (U)	0.649 (U)			
9/26/2019					1.45	1.17 (U)
2/18/2020	0.373 (U)					
2/20/2020		1.47 (U)			1.22 (U)	
2/24/2020			0.455 (U)			1.17
3/19/2020	0.431 (U)		0.838 (U)		1.63	0.626 (U)
3/23/2020		1.69				
5/22/2020				1.82		
6/23/2020				1.05 (U)		
7/28/2020				1.71		
9/2/2020				0.0158 (U)		
9/23/2020	0.293 (U)					
9/24/2020		1.19 (U)			0.469 (U)	0.594 (U)
9/25/2020			0.818 (U)			

Confidence Interval

Constituent: Combined Radium 226 + 228 (pCi/L) Analysis Run 4/18/2023 12:41 PM View: Appendix IV

Plant Bowen Client: Southern Company Data: Bowen AP-1

	BGWA-6	BGWC-10	BGWC-12	BGWC-14A	BGWC-16	BGWC-17
10/1/2020				1.19 (U)		
11/10/2020				0.675 (U)		
12/15/2020				1.26		
1/20/2021				0.701 (U)		
2/18/2021	0.232 (U)	1.52		1	0.721 (U)	0.723 (U)
2/19/2021			0.608 (U)			
3/24/2021			0.369 (U)	1.1 (U)	0.92 (U)	0.391 (U)
3/30/2021		1.51 (U)				
3/31/2021	0.301 (U)					
8/16/2021	0.813 (U)					
8/18/2021		1.26	0.19 (U)	0.721 (U)	1.05	
8/19/2021						0.742 (U)
2/9/2022	0.296 (U)			0.355 (U)		
2/11/2022		1.01 (U)	0.288 (U)		1.03	0.208 (U)
7/26/2022	1.15 (U)			0.659 (U)		
7/27/2022			0.705 (U)		0.917 (U)	0.138 (U)
7/28/2022		1.18 (U)				
Mean	0.546	1.237	0.5427	0.9428	0.9525	0.6408
Std. Dev.	0.3493	0.4758	0.3693	0.502	0.4585	0.3515
Upper Lim.	0.7035	1.443	0.741	1.316	1.199	0.8295
Lower Lim.	0.3247	0.9789	0.3445	0.5696	0.7064	0.4521

Confidence Interval

Constituent: Combined Radium 226 + 228 (pCi/L) Analysis Run 4/18/2023 12:41 PM View: Appendix IV

Plant Bowen Client: Southern Company Data: Bowen AP-1

	BGWC-18	BGWC-19	BGWC-20	BGWC-21	BGWC-22	BGWC-23
6/8/2016	0.406	0.264 (U)	0.863 (U)	0.573	1.53	
6/9/2016						0.704
8/12/2016	1.39	1.18	1.74			
8/18/2016				0.44 (U)	2.47	1.88
10/7/2016	0.451 (U)	1.97				
10/10/2016			0.944 (U)	0.933 (U)	2.11	1.48
12/6/2016	0.516 (U)					
12/7/2016		1.31 (U)	2.29			2.61
12/8/2016				1.02 (U)	2.64	
2/16/2017	0.172 (U)	0.35 (U)				
2/17/2017			1.35 (U)	0.193 (U)	1.34	
2/20/2017						0.884 (U)
4/19/2017	0.704 (U)	0.974 (U)	1.48	0.488 (U)		0.948 (U)
4/20/2017					2.35	
6/1/2017	0.493 (U)	0.332 (U)	1.61	0.837 (U)		
6/5/2017					1.6	1.33
7/14/2017	0.547 (U)	1.27				
7/17/2017						1.04
7/18/2017				0.498 (U)		
7/19/2017			1.626		1.76	
3/27/2018	0.569 (U)	0.169 (U)				
3/28/2018			0.97 (U)	0.864 (U)		
3/29/2018					2.43	1.65
6/13/2018			0.686 (U)			0.983 (U)
6/14/2018	0.989 (U)			0.583 (U)	2.14	
6/15/2018		0.625 (U)				
10/18/2018	0.875 (U)					
10/19/2018		0.784 (U)		0.982 (U)		
10/22/2018			0.559 (U)		1.43	1.21
2/27/2019	1.12		1.24			
3/1/2019		0.989 (U)			3.32	2.24
4/2/2019	0.814 (U)					
4/3/2019		0.98 (U)	0.567 (U)	0.532 (U)	2.48	2.86
9/26/2019	0.973 (U)	1.16	0.662 (U)			
9/27/2019					2.83	2.28
9/30/2019				1.16 (U)		
2/24/2020	1.07	1.19	1.38			
2/25/2020					1.7	2.49
2/26/2020				1.08 (U)		
3/20/2020	2.59	0.89 (U)		1.08 (U)	3.6	
3/23/2020			1.27 (U)			1.68
9/24/2020	0.789 (U)			0.157 (U)	4.18	0.56 (U)
9/28/2020		1.11 (U)	1.07 (U)			
2/18/2021	0.62 (U)	1.05 (U)	0.87 (U)			
2/19/2021				1 (U)	2.63	1.17 (U)
3/24/2021	1.21 (U)					
3/26/2021		0.848 (U)				1.04 (U)
3/29/2021			1.49	0.471 (U)	4.1	
8/19/2021	0.858 (U)					
8/20/2021		0.731 (U)	1.42	0.277 (U)		
8/23/2021					3.25	1.2 (U)
2/14/2022						0.563 (U)

Confidence Interval

Constituent: Combined Radium 226 + 228 (pCi/L) Analysis Run 4/18/2023 12:41 PM View: Appendix IV

Plant Bowen Client: Southern Company Data: Bowen AP-1

	BGWC-18	BGWC-19	BGWC-20	BGWC-21	BGWC-22	BGWC-23
2/15/2022					1.94	
2/16/2022	0.708 (U)	0.349 (U)	0.322 (U)	0.49 (U)		
7/27/2022	0.737 (U)	0.964 (U)	1.53			
7/28/2022				0.424 (U)		
8/1/2022						2.28
8/2/2022					2.32	
Mean	0.8455	0.8859	1.179	0.6706	2.461	1.504
Std. Dev.	0.4851	0.4228	0.4728	0.3138	0.8172	0.6938
Upper Lim.	1.034	1.113	1.433	0.8437	2.9	1.876
Lower Lim.	0.5819	0.6589	0.9253	0.4975	2.023	1.131

Confidence Interval

Constituent: Combined Radium 226 + 228 (pCi/L) Analysis Run 4/18/2023 12:41 PM View: Appendix IV

Plant Bowen Client: Southern Company Data: Bowen AP-1

	BGWC-24	BGWC-25	BGWC-30	BGWC-31	BGWC-32	BGWC-34D
6/8/2016		0.314 (U)				
6/9/2016	2.13					
8/15/2016		1.2				
8/18/2016	2.67					
10/10/2016	3.46	1.03 (U)				
12/7/2016	1.65					
12/8/2016		1.47 (U)				
1/23/2017			2.17			
2/7/2017			3			
2/20/2017	2.68	0.547 (U)				
4/17/2017			2.73			
4/19/2017	3.81					
4/20/2017		0.0595 (U)				
5/22/2017			3.15			
6/1/2017		0.67 (U)				
6/5/2017	2.86		0.86 (U)			
7/11/2017			1.87			
7/17/2017	2.87	1.25 (U)				
8/23/2017			3.39			
3/26/2018			1.61			
3/28/2018		0.507 (U)				
3/29/2018	2.79					
6/13/2018	2.19					
6/14/2018		0.721 (U)				
6/15/2018			0.815 (U)			
10/18/2018				0.96		
10/19/2018						2.28
10/22/2018	2.18	0.741 (U)	1.02 (U)		1.22 (U)	
3/1/2019	3.37	0.634 (U)	2.47			
4/2/2019			2.29			
4/3/2019	3.6					
4/4/2019		0.346 (U)		1.49		1.89
4/5/2019					2.2	
9/24/2019				1.68		3.98
9/26/2019					2.36	
9/27/2019			1.23 (U)			
9/30/2019	2.73	0.953 (U)				
2/26/2020	2.4	1.16	1.09 (U)	1.31		
2/27/2020					1.44	1.31
3/23/2020			1.42	2.39		
3/24/2020		0.899 (U)			1.25 (U)	2.56
3/25/2020	4.72					
9/25/2020	1.49		0.783 (U)		2.62	
9/28/2020		0.744 (U)		1.48		2.12
2/19/2021	1.07 (U)					2.23
2/22/2021				1.07 (U)		
2/23/2021		0.456 (U)			1.55	
3/8/2021			0.429 (U)			
3/25/2021			1.48			
3/26/2021	2.91	0.134 (U)				
3/29/2021				1.63		
3/30/2021					2.04	1.35 (U)

Confidence Interval

Constituent: Combined Radium 226 + 228 (pCi/L) Analysis Run 4/18/2023 12:41 PM View: Appendix IV

Plant Bowen Client: Southern Company Data: Bowen AP-1

	BGWC-24	BGWC-25	BGWC-30	BGWC-31	BGWC-32	BGWC-34D
8/19/2021		0.908 (U)	1.63			
8/20/2021				1.82		
8/23/2021	1.77 (U)					
8/24/2021						2.39
8/25/2021					0.784 (U)	
2/14/2022			0.744 (U)			
2/15/2022	14.2 (U)					
2/16/2022		0.189 (U)		1.02	1.16 (U)	2.24
7/27/2022		1.09 (U)				
7/28/2022				0.684 (U)		2.74
7/29/2022					1.82	
8/1/2022			1.01 (U)			
8/2/2022	0.84 (U)					
Mean	3.109	0.7283	1.676	1.412	1.677	2.281
Std. Dev.	2.64	0.3869	0.878	0.4763	0.5753	0.7197
Upper Lim.	3.504	0.9359	2.16	1.809	2.156	2.881
Lower Lim.	1.927	0.5206	1.191	1.015	1.197	1.681

Confidence Interval

Constituent: Combined Radium 226 + 228 (pCi/L) Analysis Run 4/18/2023 12:41 PM View: Appendix IV

Plant Bowen Client: Southern Company Data: Bowen AP-1

	BGWC-35D	BGWC-36D	BGWC-37D	BGWC-38D	BGWC-39	BGWC-40
10/17/2018		1.24				
10/22/2018	1.54					
4/2/2019		2.81				
4/4/2019	2.37					
9/26/2019	3.09					
9/27/2019		1.66				
2/25/2020	4.16		2.87			
2/26/2020		1.76				
2/27/2020				5.89	1.03 (U)	
2/28/2020						0.649 (U)
3/23/2020		2.75				
3/24/2020			2.8	5.9	1.35	
3/25/2020	2.81					0.848 (U)
9/2/2020				5.91		
9/25/2020	2.15		3.29			
9/28/2020		1.59				
9/29/2020					1.71	0.441 (U)
2/22/2021	2.03		1.73		1.65	1.31 (U)
3/8/2021		2.09				
3/9/2021				3.34		
3/25/2021		2.43				
3/26/2021	2.4		3.15			
3/29/2021				3.54		
3/30/2021						0.826 (U)
3/31/2021					0.251 (U)	
8/19/2021				4.63		
8/20/2021	2.53		3.01			
8/23/2021		0.857 (U)				
8/24/2021					0.432 (U)	0.21 (U)
2/14/2022		1.43		4.6		
2/16/2022					0.799	0.473 (U)
2/17/2022	1.88		2.41			
7/28/2022	2.71		2.92			0.656 (U)
7/29/2022		1.47 (U)				
8/2/2022				3.64	0.93 (U)	
Mean	2.515	1.826	2.773	4.681	1.019	0.6766
Std. Dev.	0.7013	0.6253	0.4953	1.112	0.5313	0.3314
Upper Lim.	3.1	2.347	3.297	5.91	1.582	1.028
Lower Lim.	1.931	1.305	2.248	3.34	0.4558	0.3254

Confidence Interval

Constituent: Combined Radium 226 + 228 (pCi/L) Analysis Run 4/18/2023 12:41 PM View: Appendix IV

Plant Bowen Client: Southern Company Data: Bowen AP-1

	BGWC-41D	BGWC-42D	BGWC-43D	BGWC-44D	BGWC-49D	BGWC-50D
9/2/2020	1.31 (U)					
9/3/2020		1.05 (U)	1.9	0.982 (U)		
2/18/2021				1.34		
2/22/2021	1.91	0.578 (U)				
3/8/2021			1.34			
3/29/2021			1.62 (U)			
3/31/2021	1			0.517 (U)		
4/1/2021		0.461 (U)				
4/19/2021					2.45	1.01 (U)
8/18/2021				0.886 (U)		0.99 (U)
8/20/2021		1.38				
8/23/2021			1.93			
8/24/2021	0.918 (U)				3.66	
2/9/2022				1.52		1.4
2/15/2022	0.765 (U)		0.96 (U)			
2/17/2022		0.51 (U)			2.41	
7/26/2022				0.818 (U)		1 (U)
7/28/2022		0.503 (U)				
7/29/2022	1.6					
8/1/2022			1.38		2.36	
Mean	1.251	0.747	1.522	1.011	2.72	1.1
Std. Dev.	0.4404	0.3791	0.371	0.3647	0.6277	0.2002
Upper Lim.	1.855	1.38	2.031	1.512	3.66	1.4
Lower Lim.	0.6455	0.461	1.012	0.5095	2.36	0.99

Confidence Interval

Constituent: Combined Radium 226 + 228 (pCi/L) Analysis Run 4/18/2023 12:41 PM View: Appendix IV

Plant Bowen Client: Southern Company Data: Bowen AP-1

	BGWC-51	BGWC-52	BGWC-7	BGWC-8	BGWC-9
6/6/2016					0.488
6/7/2016				0.0507 (U)	
6/8/2016			0.854		
8/10/2016				0.862 (U)	
8/11/2016			1.24		0.639 (U)
10/4/2016				0.48 (U)	
10/5/2016					0.945 (U)
10/6/2016			2.43		
12/2/2016				0.219 (U)	
12/5/2016					2.2
12/6/2016			0.958 (U)		
2/14/2017				0.636 (U)	
2/15/2017			1.18		0.74 (U)
4/14/2017				0.13 (U)	
4/17/2017					0.764 (U)
4/18/2017			1.26		
5/26/2017				0.349 (U)	0.245 (U)
6/2/2017			1.24 (U)		
7/10/2017				0.565 (U)	
7/11/2017					0.502 (U)
7/14/2017			1.55		
3/26/2018				0.303 (U)	
3/27/2018			2.15		0.745 (U)
6/12/2018				0.494 (U)	0.319 (U)
6/13/2018			1.95		
10/16/2018				0.633 (U)	
10/17/2018					0.319 (U)
10/18/2018			1.1		
2/25/2019				1.03 (U)	
2/28/2019			1.38		
4/1/2019				0.474 (U)	0.225 (U)
4/2/2019			1.57		
9/24/2019			1.85	1.69	1.65
2/19/2020				1.02 (U)	
2/20/2020					0.921 (U)
2/21/2020			2.02		
3/18/2020				0.987 (U)	
3/19/2020			1.18 (U)		1.94
9/23/2020				0.25 (U)	
9/24/2020					0.9 (U)
9/25/2020			1.64		
1/28/2021	0.444 (U)	1.59			
2/16/2021				0.709 (U)	
2/17/2021					0.692 (U)
2/18/2021			1.09		
2/23/2021	0.589 (U)	0.567 (U)			
3/24/2021				0.808 (U)	0.554 (U)
3/30/2021	0.852 (U)	1.66 (U)	1.41 (U)		
8/18/2021				0.192 (U)	0.458 (U)
8/19/2021			0.952 (U)		
8/23/2021	0.558 (U)	0.785 (U)			
2/10/2022				0.813	0.86

Confidence Interval

Constituent: Combined Radium 226 + 228 (pCi/L) Analysis Run 4/18/2023 12:41 PM View: Appendix IV

Plant Bowen Client: Southern Company Data: Bowen AP-1

	BGWC-51	BGWC-52	BGWC-7	BGWC-8	BGWC-9
2/11/2022			1.26		
2/14/2022	0.487 (U)	0.224 (U)			
7/26/2022				0.523 (U)	0.866 (U)
7/28/2022		1.02 (U)	1.22 (U)		
8/1/2022	0.642 (U)				
Mean	0.5953	0.9743	1.431	0.6008	0.8082
Std. Dev.	0.1443	0.5685	0.4198	0.3797	0.5265
Upper Lim.	0.7936	1.755	1.656	0.8046	1.017
Lower Lim.	0.3971	0.1934	1.206	0.397	0.5059

Confidence Interval

Constituent: Fluoride (mg/L) Analysis Run 4/18/2023 12:41 PM View: Appendix IV

Plant Bowen Client: Southern Company Data: Bowen AP-1

	BGWA-6	BGWC-10	BGWC-12	BGWC-14A	BGWC-16	BGWC-17
6/6/2016	<0.1					
6/7/2016		0.09 (J)	<0.1		<0.1	0.15 (J)
8/10/2016	0.04 (J)					
8/11/2016					0.12 (J)	0.3 (J)
8/12/2016			0.08 (J)			
8/16/2016		0.09 (J)				
10/4/2016	0.06 (J)					
10/6/2016			0.06 (J)			
10/7/2016		0.17 (J)			0.08 (J)	0.14 (J)
12/1/2016	0.09 (J)					
12/5/2016			0.12 (J)			
12/6/2016		0.16 (J)			0.24 (J)	0.19 (J)
2/14/2017	<0.1					
2/15/2017			0.33			
2/16/2017		0.38			0.31	0.51
4/13/2017	0.04 (J)					
4/18/2017		0.12 (J)	0.006 (J)		0.02 (J)	
4/19/2017						0.18 (J)
5/25/2017	0.02 (J)					
5/30/2017					0.51	0.15 (J)
6/2/2017		0.03 (J)	0.04 (J)			
7/7/2017	0.12 (J)					
7/12/2017		0.15 (J)				
7/13/2017			0.17 (J)			
7/14/2017					0.14 (J)	0.16 (J)
10/9/2017	<0.1					
10/10/2017			0.08 (J)			
10/11/2017		0.07 (J)			0.29 (J)	0.64
3/27/2018		<0.1			<0.1	0.33
3/28/2018			<0.1			
6/12/2018					0.061 (J)	
6/14/2018		0.046 (J)	<0.1			0.11 (J)
10/16/2018	<0.1					
10/17/2018			<0.1			<0.3
10/18/2018		<0.1			<0.1	
2/25/2019					0.13 (J)	
2/27/2019						0.26 (J)
2/28/2019		0.14 (J)	0.18 (J)			
4/1/2019			0.065 (J)			
4/2/2019	<0.1	0.044 (J)			0.23 (J)	0.14 (J)
9/23/2019	<0.1					
9/25/2019		0.075 (J)	0.13 (J)			
9/26/2019					<0.1	0.071 (J)
2/18/2020	<0.1					
2/20/2020		<0.1			<0.1	
2/24/2020			0.051 (J)			0.11 (J)
3/19/2020	<0.1		<0.1		0.052 (J)	0.12 (J)
3/23/2020		<0.1				
5/22/2020				0.065 (J)		
6/23/2020				<0.1		
7/28/2020				<0.1		
9/2/2020				0.061 (J)		

ND substitution: RL or RL/2 if <15% NDs.

Confidence Interval

Constituent: Fluoride (mg/L) Analysis Run 4/18/2023 12:41 PM View: Appendix IV

Plant Bowen Client: Southern Company Data: Bowen AP-1

	BGWA-6	BGWC-10	BGWC-12	BGWC-14A	BGWC-16	BGWC-17
9/23/2020	<0.1					
9/24/2020		<0.1			0.059 (J)	0.12
9/25/2020			<0.1			
10/1/2020				<0.1		
11/10/2020				<0.1		
12/15/2020				0.052		
1/20/2021				<0.1		
2/18/2021	<0.1	<0.1		0.055 (J)	0.064 (J)	0.1
2/19/2021			<0.1			
3/24/2021			<0.1	<0.1	0.053 (J)	0.11
3/30/2021		<0.1				
3/31/2021	<0.1					
8/16/2021	<0.1					
8/18/2021		<0.1	<0.1	<0.1	<0.1	
8/19/2021						0.097 (J)
2/9/2022	<0.1			<0.1		
2/11/2022		<0.1	<0.1		0.056 (J)	0.1
7/26/2022	0.052 (J)			0.082 (J)		
7/27/2022			0.081 (J)		0.091 (J)	0.13
7/28/2022		0.064 (J)				
Mean	0.0861	0.11	0.104	0.08577	0.135	0.1899
Std. Dev.	0.02728	0.06845	0.06177	0.01993	0.1123	0.1388
Upper Lim.	0.1	0.1031	0.12	0.1	0.1576	0.2131
Lower Lim.	0.06	0.05459	0.08	0.055	0.06366	0.1207

ND substitution: RL or RL/2 if <15% NDs.

Confidence Interval

Constituent: Fluoride (mg/L) Analysis Run 4/18/2023 12:41 PM View: Appendix IV

Plant Bowen Client: Southern Company Data: Bowen AP-1

	BGWC-18	BGWC-19	BGWC-20	BGWC-21	BGWC-22	BGWC-23
6/8/2016	0.1 (J)	<0.1	0.09 (J)	<0.1	0.43	
6/9/2016						0.12 (J)
8/12/2016	0.39	0.2 (J)	0.04 (J)			
8/18/2016				0.09 (J)	0.3 (J)	0.08 (J)
10/7/2016	0.16 (J)	0.07 (J)				
10/10/2016			0.06 (J)	0.04 (J)	0.32	0.09 (J)
12/6/2016	0.32					
12/7/2016		0.09 (J)	0.07 (J)			0.08 (J)
12/8/2016				0.08 (J)	0.26 (J)	
2/16/2017	0.38	0.6				
2/17/2017			0.06 (J)	0.08 (J)	0.39	
2/20/2017						0.09 (J)
4/19/2017	0.08 (J)	0.09 (J)	0.005 (J)	0.04 (J)		0.03 (J)
4/20/2017					0.34	
6/1/2017	0.09 (J)	0.05 (J)	0.65	0.03 (J)		
6/5/2017					0.29 (J)	<0.1
7/14/2017	0.06 (J)	0.08 (J)				
7/17/2017						0.09 (J)
7/18/2017			0.36	0.08 (J)		
7/19/2017					0.33	
10/11/2017	0.14 (J)	0.11 (J)	<0.1			0.09 (J)
10/12/2017				0.12 (J)	0.31	
3/27/2018	<0.1	<0.1				
3/28/2018			<0.1	<0.1		
3/29/2018					0.58	<0.1
6/13/2018			0.038 (J)			0.71
6/14/2018	0.095 (J)			<0.1	0.15 (J)	
6/15/2018		0.07 (J)				
10/18/2018	0.054 (J)					
10/19/2018		0.17 (J)		<0.1		
10/22/2018			<0.1		0.78	0.81
2/27/2019	<0.1		0.13 (J)			
3/1/2019		0.14 (J)			0.34	0.38
4/2/2019	0.044 (J)					
4/3/2019		0.051 (J)	0.072 (J)	0.032 (J)	0.23 (J)	0.1 (J)
5/2/2019					1.4	
9/26/2019	0.052 (J)	<0.1	<0.1			
9/27/2019					1	0.54
9/30/2019				0.066 (J)		
2/24/2020	<0.1	0.05 (J)	<0.1			
2/25/2020					0.24 (J)	0.066 (J)
2/26/2020				<0.1		
3/20/2020	<0.1	<0.1		<0.1	0.23 (J)	
3/23/2020			<0.1			0.056 (J)
9/24/2020	0.058 (J)			<0.1	0.24	0.062 (J)
9/28/2020		<0.1	<0.1			
2/18/2021	<0.1	<0.1	<0.1			
2/19/2021				<0.1	0.2	<0.1
3/24/2021	<0.1					
3/26/2021		0.053 (J)				0.054 (J)
3/29/2021			<0.1	<0.1	0.22	
7/19/2021					0.24	0.065 (J)

ND substitution: RL or RL/2 if <15% NDs.

Confidence Interval

Constituent: Fluoride (mg/L) Analysis Run 4/18/2023 12:41 PM View: Appendix IV

Plant Bowen Client: Southern Company Data: Bowen AP-1

	BGWC-18	BGWC-19	BGWC-20	BGWC-21	BGWC-22	BGWC-23
8/19/2021	<0.1					
8/20/2021		<0.1	<0.1	<0.1		
8/23/2021					0.23	<0.1
11/1/2021					0.25	0.068 (J)
2/14/2022						<0.1
2/15/2022					0.24	
2/16/2022	<0.1	<0.1	<0.1	<0.1		
7/27/2022	0.081 (J)	0.071 (J)	0.062 (J)			
7/28/2022				<0.1		
8/1/2022						0.07 (J)
8/2/2022					0.19	
Mean	0.1263	0.1172	0.119	0.08445	0.3742	0.166
Std. Dev.	0.09818	0.1113	0.1324	0.02606	0.2814	0.2097
Upper Lim.	0.14	0.11	0.13	0.1	0.34	0.1
Lower Lim.	0.08	0.07	0.062	0.066	0.23	0.068

ND substitution: RL or RL/2 if <15% NDs.

Confidence Interval

Constituent: Fluoride (mg/L) Analysis Run 4/18/2023 12:41 PM View: Appendix IV

Plant Bowen Client: Southern Company Data: Bowen AP-1

	BGWC-24	BGWC-25	BGWC-30	BGWC-32	BGWC-34D	BGWC-35D
6/8/2016		0.14 (J)				
6/9/2016	<0.1					
8/15/2016		0.08 (J)				
8/18/2016	0.24 (J)					
10/10/2016	0.3	0.1 (J)				
12/7/2016	0.05 (J)					
12/8/2016		0.06 (J)				
1/23/2017			0.06 (J)			
2/7/2017			0.09 (J)			
2/20/2017	0.65	0.16 (J)				
3/27/2017			0.09 (J)			
4/17/2017			0.36			
4/19/2017	0.21 (J)					
4/20/2017		0.02 (J)				
5/22/2017			0.05 (J)			
6/1/2017		0.04 (J)				
6/5/2017	0.05 (J)		0.32			
7/11/2017			0.13 (J)			
7/17/2017	2.5	0.07 (J)				
8/23/2017			0.17 (J)			
10/10/2017			0.35			
10/11/2017	1.8	0.11 (J)				
3/26/2018			0.75			
3/28/2018		<0.1				
3/29/2018	2					
6/13/2018	3.1					
6/14/2018		<0.1				
6/15/2018			0.51			
10/19/2018					<0.1	
10/22/2018	3.1	<0.1	0.44	0.65		0.91
3/1/2019	1	0.12 (J)	0.24 (J)			
4/2/2019			0.68			
4/3/2019	3					
4/4/2019		<0.1			0.035 (J)	0.26 (J)
4/5/2019				0.66		
5/3/2019				1.3		
9/24/2019					<0.1	
9/26/2019				0.15 (J)		0.11 (J)
9/27/2019			0.13 (J)			
9/30/2019	1.2	0.065 (J)				
11/15/2019				0.51		
2/25/2020						0.14 (J)
2/26/2020	0.064 (J)	<0.1	0.057 (J)			
2/27/2020				0.13 (J)	<0.1	
3/23/2020			0.054 (J)			
3/24/2020		<0.1		0.13 (J)	<0.1	
3/25/2020	0.056 (J)					0.17 (J)
9/25/2020	0.054 (J)		<0.1	0.097 (J)		0.17
9/28/2020		<0.1			<0.1	
2/19/2021	0.14				<0.1	
2/22/2021						0.21
2/23/2021		<0.1		0.13		

ND substitution: RL or RL/2 if <15% NDs.

Confidence Interval

Constituent: Fluoride (mg/L) Analysis Run 4/18/2023 12:41 PM View: Appendix IV

Plant Bowen Client: Southern Company Data: Bowen AP-1

	BGWC-24	BGWC-25	BGWC-30	BGWC-32	BGWC-34D	BGWC-35D
3/8/2021			<0.1			
3/25/2021			<0.1			
3/26/2021	0.095 (J)	<0.1				0.13
3/30/2021				0.14	<0.1	
7/19/2021	0.13					
7/20/2021			<0.1			
8/19/2021		<0.1	<0.1			
8/20/2021						0.22
8/23/2021	0.12					
8/24/2021					<0.1	
8/25/2021				0.15		
11/1/2021	0.15		0.055 (J)			
2/14/2022			0.075 (J)			
2/15/2022	<0.1					
2/16/2022		<0.1		0.13	<0.1	
2/17/2022						0.21
7/27/2022		0.051 (J)				
7/28/2022					0.053 (J)	0.23
7/29/2022				0.16		
8/1/2022			0.09 (J)			
8/2/2022	0.097 (J)					
10/21/2022	0.14 (R)					
Mean	0.7825	0.092	0.208	0.3336	0.08982	0.2509
Std. Dev.	1.077	0.03071	0.2007	0.3569	0.02301	0.2234
Upper Lim.	1.2	0.09163	0.1936	0.66	0.1	0.26
Lower Lim.	0.064	0.05483	0.07687	0.13	0.053	0.13

ND substitution: RL or RL/2 if <15% NDs.

Confidence Interval

Constituent: Fluoride (mg/L) Analysis Run 4/18/2023 12:41 PM View: Appendix IV

Plant Bowen Client: Southern Company Data: Bowen AP-1

	BGWC-36D	BGWC-37D	BGWC-38D	BGWC-39	BGWC-40	BGWC-41D
10/17/2018	<0.3					
4/2/2019	0.44					
9/27/2019	0.26 (J)					
12/13/2019				0.16 (J)		
12/16/2019					0.13 (J)	
2/25/2020		0.57				
2/26/2020	0.13 (J)					
2/27/2020			0.55	0.071 (J)		
2/28/2020					0.062 (J)	
3/23/2020	0.13 (J)					
3/24/2020		0.43	0.61	0.06 (J)		
3/25/2020					<0.1	
5/4/2020						<0.1
9/2/2020			0.47			0.088 (J)
9/25/2020		0.34				
9/28/2020	0.1					
9/29/2020				<0.1	<0.1	
2/22/2021		0.3		0.095 (J)	<0.1	0.099 (J)
3/8/2021	0.14					
3/9/2021			0.67			
3/25/2021	0.12					
3/26/2021		0.27				
3/29/2021			0.73			
3/30/2021					0.06 (J)	
3/31/2021				0.08 (J)		0.077 (J)
8/19/2021			0.4			
8/20/2021		0.18				
8/23/2021	0.11					
8/24/2021				0.18	0.076 (J)	0.11
11/1/2021			0.32			
2/14/2022	0.12		0.34			
2/15/2022						0.07 (J)
2/16/2022				0.11	0.068 (J)	
2/17/2022		0.16				
7/28/2022		0.19			0.092 (J)	
7/29/2022	0.14					0.1
8/2/2022			0.46	0.12		
Mean	0.1673	0.305	0.5056	0.1029	0.08756	0.08486
Std. Dev.	0.09991	0.1405	0.1443	0.04443	0.02295	0.02069
Upper Lim.	0.26	0.4539	0.6449	0.1458	0.09873	0.1094
Lower Lim.	0.11	0.1561	0.3662	0.05999	0.05745	0.06028

ND substitution: RL or RL/2 if <15% NDs.

Confidence Interval

Constituent: Fluoride (mg/L) Analysis Run 4/18/2023 12:41 PM View: Appendix IV

Plant Bowen Client: Southern Company Data: Bowen AP-1

	BGWC-42D	BGWC-43D	BGWC-44D	BGWC-49D	BGWC-50D	BGWC-51
5/4/2020		0.93	<0.1			
5/11/2020	0.34					
5/20/2020	0.4	0.78				
9/3/2020	0.5	0.87	<0.1			
1/28/2021						0.17
2/18/2021			0.16			
2/22/2021	0.69					
2/23/2021						0.087 (J)
3/8/2021		0.9				
3/29/2021		1				
3/30/2021						0.11
3/31/2021			0.088 (J)			
4/1/2021	0.72					
4/19/2021				0.055 (J)	0.078 (J)	
7/20/2021		1.2				
8/18/2021			<0.1		<0.1	
8/20/2021	0.56					
8/23/2021		1.2				0.084 (J)
8/24/2021				<0.1		
2/9/2022			0.11		0.08 (J)	
2/14/2022						0.13
2/15/2022		0.89				
2/17/2022	0.61			<0.1		
7/26/2022			<0.1		0.12	
7/28/2022	0.55					
8/1/2022		0.86		0.087 (J)		0.16
Mean	0.5463	0.9589	0.1083	0.0855	0.0945	0.1235
Std. Dev.	0.1316	0.1486	0.02368	0.02124	0.01969	0.03636
Upper Lim.	0.6857	1.099	0.16	0.1073	0.1296	0.1735
Lower Lim.	0.4068	0.8194	0.088	0.03467	0.0489	0.07355

ND substitution: RL or RL/2 if <15% NDs.

Confidence Interval

Constituent: Fluoride (mg/L) Analysis Run 4/18/2023 12:41 PM View: Appendix IV

Plant Bowen Client: Southern Company Data: Bowen AP-1

	BGWC-52	BGWC-7	BGWC-8	BGWC-9
6/6/2016				0.12 (J)
6/7/2016			<0.1	
6/8/2016		0.19 (J)		
8/10/2016			0.07 (J)	
8/11/2016		0.15 (J)		0.27 (J)
10/4/2016			0.07 (J)	
10/5/2016				0.12 (J)
10/6/2016		0.17 (J)		
12/2/2016			0.09 (J)	
12/5/2016				0.26 (J)
12/6/2016		0.22 (J)		
2/14/2017			0.02 (J)	
2/15/2017		0.18 (J)		0.46
4/14/2017			0.02 (J)	
4/17/2017				0.14 (J)
4/18/2017		0.11 (J)		
5/26/2017			0.02 (J)	0.13 (J)
6/2/2017		0.07 (J)		
7/10/2017			0.03 (J)	
7/11/2017				0.2 (J)
7/14/2017		0.23 (J)		
10/10/2017			<0.1	0.61
10/11/2017		0.1 (J)		
3/26/2018			<0.1	
3/27/2018		<0.3		0.36
6/12/2018			0.061 (J)	0.13 (J)
6/13/2018		0.25 (J)		
10/16/2018			<0.1	
10/17/2018				0.13 (J)
10/18/2018		0.047 (J)		
2/25/2019			<0.1	
2/28/2019		0.23 (J)		
4/1/2019			<0.1	0.33
4/2/2019		0.22 (J)		
9/24/2019		0.12 (J)	<0.1	0.096 (J)
2/19/2020			<0.1	
2/20/2020				0.063 (J)
2/21/2020		0.12 (J)		
3/18/2020			<0.1	
3/19/2020		0.12 (J)		0.074 (J)
9/23/2020			<0.1	
9/24/2020				0.091 (J)
9/25/2020		0.11		
1/28/2021	0.1			
2/16/2021			<0.1	
2/17/2021				0.086 (J)
2/18/2021		0.13		
2/23/2021	0.073 (J)			
3/24/2021			<0.1	0.075 (J)
3/30/2021	0.12	0.18		
8/18/2021			<0.1	0.073 (J)
8/19/2021		0.12		

ND substitution: RL or RL/2 if <15% NDs.

Confidence Interval

Constituent: Fluoride (mg/L) Analysis Run 4/18/2023 12:41 PM View: Appendix IV

Plant Bowen Client: Southern Company Data: Bowen AP-1

	BGWC-52	BGWC-7	BGWC-8	BGWC-9
8/23/2021	0.093 (J)			
2/10/2022			<0.1	0.071 (J)
2/11/2022		0.12		
2/14/2022	0.1			
7/26/2022			0.067 (J)	0.11
7/28/2022	0.14	0.16		
Mean	0.1043	0.152	0.08035	0.1818
Std. Dev.	0.02309	0.05394	0.02994	0.1443
Upper Lim.	0.1361	0.1803	0.1	0.2054
Lower Lim.	0.07262	0.1238	0.067	0.1011

ND substitution: RL or RL/2 if <15% NDs.

Confidence Interval

Constituent: Lead (mg/L) Analysis Run 4/18/2023 12:41 PM View: Appendix IV

Plant Bowen Client: Southern Company Data: Bowen AP-1

	BGWA-6	BGWC-10	BGWC-12	BGWC-14A	BGWC-16	BGWC-17
6/6/2016	<0.001					
6/7/2016		<0.001	<0.001		<0.001	<0.001
8/10/2016	<0.001					
8/11/2016					<0.001	<0.001
8/12/2016			0.0001 (J)			
8/16/2016		<0.001				
10/4/2016	<0.001					
10/6/2016			0.0002 (J)			
10/7/2016		<0.001			<0.001	<0.001
12/1/2016	<0.001					
12/5/2016			0.0003 (J)			
12/6/2016		<0.001			<0.001	<0.001
2/14/2017	<0.001					
2/15/2017			<0.001			
2/16/2017		<0.001			<0.001	<0.001
4/13/2017	<0.001					
4/18/2017		<0.001	<0.001		<0.001	
4/19/2017						<0.001
5/25/2017	<0.001					
5/30/2017					0.0001 (J)	<0.001
6/2/2017		<0.001	0.0001 (J)			
7/7/2017	<0.001					
7/12/2017		<0.001				
7/13/2017			0.0001 (J)			
7/14/2017					0.0002 (J)	<0.001
3/27/2018		<0.001			<0.001	<0.001
3/28/2018			<0.001			
2/25/2019					<0.001	
2/27/2019						<0.001
2/28/2019		<0.001	<0.001			
4/1/2019			<0.001			
4/2/2019	7E-05 (J)	<0.001			<0.001	<0.001
9/23/2019	<0.001					
9/25/2019		0.00019 (J)	0.00063 (J)			
9/26/2019					0.00034 (J)	<0.001
2/18/2020	<0.001					
2/20/2020		0.00014 (J)			0.00014 (J)	
2/24/2020			<0.001			7.9E-05 (J)
3/19/2020	<0.001		<0.001		0.00013 (J)	<0.001
3/23/2020		<0.001				
5/22/2020				7.3E-05 (J)		
6/23/2020				<0.001		
7/28/2020				<0.001		
9/2/2020				<0.001		
9/23/2020	6.4E-05 (J)					
9/24/2020		<0.001			0.00021 (J)	<0.001
9/25/2020			<0.001			
10/1/2020				6.2E-05 (J)		
11/10/2020				0.00011 (J)		
12/15/2020				5.6E-05 (J)		
1/20/2021				<0.001		
2/18/2021	5.7E-05 (J)	<0.001		<0.001	0.00013 (J)	<0.001

ND substitution: RL or RL/2 if <15% NDs.

Confidence Interval

Constituent: Lead (mg/L) Analysis Run 4/18/2023 12:41 PM View: Appendix IV

Plant Bowen Client: Southern Company Data: Bowen AP-1

	BGWA-6	BGWC-10	BGWC-12	BGWC-14A	BGWC-16	BGWC-17
2/19/2021			8.7E-05 (J)			
3/24/2021			0.00013 (J)	<0.001	8E-05 (J)	<0.001
3/30/2021		<0.001				
3/31/2021	0.00016 (J)					
8/16/2021	<0.001					
8/18/2021		<0.001	<0.001	<0.001	<0.001	
8/19/2021						<0.001
2/9/2022	<0.001			<0.001		
2/11/2022		<0.001	<0.001		<0.001	<0.001
7/26/2022	<0.001			<0.001		
7/27/2022			<0.001		<0.001	<0.001
7/28/2022		<0.001				
Mean	0.0007973	0.0009165	0.0006824	0.0007155	0.0006665	0.000954
Std. Dev.	0.0003908	0.0002571	0.0004148	0.0004444	0.0004221	0.0002059
Upper Lim.	0.001	0.001	0.001	0.001	0.001	0.001
Lower Lim.	0.00016	0.00019	0.00013	6.2E-05	0.00014	7.9E-05

ND substitution: RL or RL/2 if <15% NDs.

Confidence Interval

Constituent: Lead (mg/L) Analysis Run 4/18/2023 12:41 PM View: Appendix IV

Plant Bowen Client: Southern Company Data: Bowen AP-1

	BGWC-18	BGWC-19	BGWC-20	BGWC-21	BGWC-22	BGWC-23
6/8/2016	<0.001	<0.001	<0.001	<0.001	<0.001	
6/9/2016						<0.001
8/12/2016	0.0001 (J)	<0.001	<0.001			
8/18/2016				<0.001	<0.001	<0.001
10/7/2016	<0.001	<0.001				
10/10/2016			<0.001	<0.001	<0.001	<0.001
12/6/2016	0.0001 (J)					
12/7/2016		<0.001	<0.001			<0.001
12/8/2016				<0.001	<0.001	
2/16/2017	0.0002 (J)	<0.001				
2/17/2017			<0.001	<0.001	<0.001	
2/20/2017						<0.001
4/19/2017	0.0001 (J)	0.0006 (J)	<0.001	<0.001		<0.001
4/20/2017					<0.001	
6/1/2017	9E-05 (J)	<0.001	0.0001 (J)	<0.001		
6/5/2017					<0.001	<0.001
7/14/2017	0.0001 (J)	<0.001				
7/17/2017						<0.001
7/18/2017			<0.001	<0.001		
7/19/2017					<0.001	
3/27/2018	<0.001	<0.001				
3/28/2018			<0.001	<0.001		
3/29/2018					<0.001	<0.001
2/27/2019	<0.001		<0.001			
3/1/2019		<0.001			0.00033 (J)	<0.001
4/2/2019	8.1E-05 (J)					
4/3/2019		<0.001	<0.001	6.8E-05 (J)	<0.001	<0.001
9/26/2019	<0.001	<0.001	<0.001			
9/27/2019					5.4E-05 (J)	<0.001
9/30/2019				7.3E-05 (J)		
2/24/2020	<0.001	<0.001	<0.001			
2/25/2020					<0.001	<0.001
2/26/2020				5.3E-05 (J)		
3/20/2020	<0.001	<0.001		6E-05 (J)	<0.001	
3/23/2020			<0.001			<0.001
9/24/2020	<0.001			5E-05 (J)	0.00014 (J)	0.00014 (J)
9/28/2020		3.8E-05 (J)	8.3E-05 (J)			
2/18/2021	<0.001	<0.001	<0.001			
2/19/2021				8.7E-05 (J)	0.00011 (J)	<0.001
3/24/2021	<0.001					
3/26/2021		<0.001				0.00031 (J)
3/29/2021			<0.001	9.4E-05 (J)	6.1E-05 (J)	
8/19/2021	<0.001					
8/20/2021		<0.001	<0.001	<0.001		
8/23/2021					<0.001	<0.001
2/14/2022						<0.001
2/15/2022					<0.001	
2/16/2022	<0.001	<0.001	<0.001	<0.001		
7/27/2022	<0.001	<0.001	<0.001			
7/28/2022				<0.001		
8/1/2022						<0.001
8/2/2022					<0.001	

ND substitution: RL or RL/2 if <15% NDs.

Confidence Interval

Constituent: Lead (mg/L) Analysis Run 4/18/2023 12:41 PM View: Appendix IV

Plant Bowen Client: Southern Company Data: Bowen AP-1

	BGWC-18	BGWC-19	BGWC-20	BGWC-21	BGWC-22	BGWC-23
Mean	0.0006886	0.0009319	0.0009092	0.0006571	0.0007848	0.0009225
Std. Dev.	0.000436	0.0002286	0.0002796	0.0004614	0.000386	0.0002401
Upper Lim.	0.001	0.001	0.001	0.001	0.001	0.001
Lower Lim.	0.0001	0.0006	0.0001	6.8E-05	0.00033	0.00031

Confidence Interval

Constituent: Lead (mg/L) Analysis Run 4/18/2023 12:41 PM View: Appendix IV

Plant Bowen Client: Southern Company Data: Bowen AP-1

	BGWC-24	BGWC-25	BGWC-30	BGWC-31	BGWC-32	BGWC-34D
6/8/2016		<0.001				
6/9/2016	0.00059 (J)					
8/15/2016		0.0005 (J)				
8/18/2016	<0.001					
10/10/2016	<0.001	<0.001				
12/7/2016	<0.001					
12/8/2016		0.0006 (J)				
1/23/2017			0.0003 (J)			
2/7/2017			0.0002 (J)			
2/20/2017	<0.001	0.0004 (J)				
3/27/2017			8E-05 (J)			
4/17/2017			<0.001			
4/19/2017	<0.001					
4/20/2017		0.0002 (J)				
5/22/2017			<0.001			
6/1/2017		7E-05 (J)				
6/5/2017	7E-05 (J)		<0.001			
7/11/2017			8E-05 (J)			
7/17/2017	<0.001	<0.001				
8/23/2017			<0.001			
3/26/2018			<0.001			
3/28/2018		<0.001				
3/29/2018	<0.001					
3/1/2019	<0.001	<0.001	<0.001			
4/2/2019			<0.001			
4/3/2019	<0.001					
4/4/2019		<0.001		0.00065 (J)		5.4E-05 (J)
4/5/2019					<0.001	
9/24/2019				0.0004 (J)		<0.001
9/26/2019					<0.001	
9/27/2019			0.00018 (J)			
9/30/2019	<0.001	<0.001				
2/26/2020	<0.001	<0.001	0.00035 (J)	7.6E-05 (J)		
2/27/2020					<0.001	<0.001
3/23/2020			0.00011 (J)	0.00028 (J)		
3/24/2020		<0.001			<0.001	<0.001
3/25/2020	5.4E-05 (J)					
9/25/2020	0.0001 (J)		0.00016 (J)		0.00011 (J)	
9/28/2020		5.1E-05 (J)		0.0013 (J)		<0.001
2/19/2021	4.3E-05 (J)					<0.001
2/22/2021				0.00045 (J)		
2/23/2021		7.4E-05 (J)			7.2E-05 (J)	
3/8/2021			0.00018 (J)			
3/25/2021			0.00015 (J)			
3/26/2021	7.1E-05 (J)	0.00013 (J)				
3/29/2021				0.00061 (J)		
3/30/2021					<0.001	<0.001
8/19/2021		<0.001	<0.001			
8/20/2021				<0.001		
8/23/2021	<0.001					
8/24/2021						<0.001
8/25/2021					<0.001	

ND substitution: RL or RL/2 if <15% NDs.

Confidence Interval

Constituent: Lead (mg/L) Analysis Run 4/18/2023 12:41 PM View: Appendix IV

Plant Bowen Client: Southern Company Data: Bowen AP-1

	BGWC-24	BGWC-25	BGWC-30	BGWC-31	BGWC-32	BGWC-34D
2/14/2022			<0.001			
2/15/2022	<0.001					
2/16/2022		<0.001		<0.001	<0.001	<0.001
7/27/2022		<0.001				
7/28/2022				<0.001		<0.001
7/29/2022					<0.001	
8/1/2022			<0.001			
8/2/2022	<0.001					
10/21/2022	<0.001 (R)					
Mean	0.0007585	0.0007013	0.0005895	0.0006766	0.0008182	0.0009054
Std. Dev.	0.0004057	0.0003977	0.0004255	0.0003878	0.0003834	0.0002992
Upper Lim.	0.001	0.001	0.001	0.0007894	0.001	0.001
Lower Lim.	0.0001	0.0002	0.00016	0.0002104	0.00011	0.001

ND substitution: RL or RL/2 if <15% NDs.

Confidence Interval

Constituent: Lead (mg/L) Analysis Run 4/18/2023 12:41 PM View: Appendix IV

Plant Bowen Client: Southern Company Data: Bowen AP-1

	BGWC-35D	BGWC-36D	BGWC-37D	BGWC-38D	BGWC-39	BGWC-40
4/2/2019		0.00067 (J)				
4/4/2019	0.00023 (J)					
9/26/2019	6.9E-05 (J)					
9/27/2019		0.0005 (J)				
2/25/2020	0.00025 (J)		0.00011 (J)			
2/26/2020		0.00033 (J)				
2/27/2020				0.00025 (J)	<0.001	
2/28/2020						0.00014 (J)
3/23/2020		0.00014 (J)				
3/24/2020			7.3E-05 (J)	0.00016 (J)	0.0001 (J)	
3/25/2020	0.00018 (J)					0.00017 (J)
9/2/2020				0.00022 (J)		
9/25/2020	0.00037 (J)		0.00029 (J)			
9/28/2020		0.00017 (J)				
9/29/2020					<0.001	0.00024 (J)
2/22/2021	0.00011 (J)		8.2E-05 (J)		<0.001	0.00014 (J)
3/8/2021		0.00011 (J)				
3/9/2021				<0.001		
3/25/2021		<0.001				
3/26/2021	<0.001		<0.001			
3/29/2021				<0.001		
3/30/2021						0.00018 (J)
3/31/2021					<0.001	
8/19/2021				<0.001		
8/20/2021	<0.001		<0.001			
8/23/2021		<0.001				
8/24/2021					<0.001	<0.001
2/14/2022		<0.001		<0.001		
2/16/2022					<0.001	<0.001
2/17/2022	<0.001		<0.001			
7/28/2022	<0.001		<0.001			<0.001
7/29/2022		<0.001				
8/2/2022				<0.001	<0.001	
Mean	0.0005209	0.000592	0.0005694	0.0007038	0.0008875	0.0004838
Std. Dev.	0.0004201	0.0003893	0.0004652	0.0004096	0.0003182	0.0004286
Upper Lim.	0.0002864	0.001	0.001	0.001	0.001	0.001
Lower Lim.	0.0001099	0.00014	7.3E-05	0.00016	0.0001	0.00014

ND substitution: RL or RL/2 if <15% NDs.

Confidence Interval

Constituent: Lead (mg/L) Analysis Run 4/18/2023 12:41 PM View: Appendix IV

Plant Bowen Client: Southern Company Data: Bowen AP-1

	BGWC-41D	BGWC-42D	BGWC-43D	BGWC-44D	BGWC-49D	BGWC-50D
9/2/2020	<0.001					
9/3/2020		<0.001	0.00012 (J)	<0.001		
2/18/2021				0.00017 (J)		
2/22/2021	<0.001	4.1E-05 (J)				
3/8/2021			<0.001			
3/29/2021			<0.001			
3/31/2021	3.6E-05 (J)			<0.001		
4/1/2021		4.4E-05 (J)				
4/19/2021					4.4E-05 (J)	0.00014 (J)
8/18/2021				<0.001		<0.001
8/20/2021		<0.001				
8/23/2021			<0.001			
8/24/2021	<0.001				<0.001	
2/9/2022				<0.001		<0.001
2/15/2022	<0.001		<0.001			
2/17/2022		<0.001			<0.001	
7/26/2022				<0.001		<0.001
7/28/2022		<0.001				
7/29/2022	<0.001					
8/1/2022			<0.001		<0.001	
Mean	0.0008393	0.0006808	0.0008533	0.0008617	0.000761	0.000785
Std. Dev.	0.0003936	0.0004945	0.0003593	0.0003388	0.000478	0.00043
Upper Lim.	0.001	0.001	0.001	0.001	0.001	0.001
Lower Lim.	3.6E-05	4.1E-05	0.00012	0.00017	4.4E-05	0.00014

ND substitution: RL or RL/2 if <15% NDs.

Confidence Interval

Constituent: Lead (mg/L) Analysis Run 4/18/2023 12:41 PM View: Appendix IV

Plant Bowen Client: Southern Company Data: Bowen AP-1

	BGWC-51	BGWC-52	BGWC-8	BGWC-9
6/6/2016				<0.001
6/7/2016			<0.001	
8/10/2016			<0.001	
8/11/2016				<0.001
10/4/2016			<0.001	
10/5/2016				0.0005 (J)
12/2/2016			<0.001	
12/5/2016				0.0002 (J)
2/14/2017			<0.001	
2/15/2017				<0.001
4/14/2017			<0.001	
4/17/2017				0.0001 (J)
5/26/2017			0.0003 (J)	0.0001 (J)
7/10/2017			<0.001	
7/11/2017				<0.001
3/26/2018			<0.001	
3/27/2018				<0.001
2/25/2019			<0.001	
4/1/2019			<0.001	9.2E-05 (J)
9/24/2019			<0.001	5.6E-05 (J)
2/19/2020			0.00014 (J)	
2/20/2020				8.2E-05 (J)
3/18/2020			<0.001	
3/19/2020				6.3E-05 (J)
9/23/2020			<0.001	
9/24/2020				<0.001
1/28/2021	0.00016 (J)	5.4E-05 (J)		
2/16/2021			0.0001 (J)	
2/17/2021				7.5E-05 (J)
2/23/2021	0.00015 (J)	0.0001 (J)		
3/24/2021			0.00015 (J)	<0.001
3/30/2021	0.00022 (J)	0.00011 (J)		
8/18/2021			<0.001	<0.001
8/23/2021	<0.001	<0.001		
2/10/2022			<0.001	<0.001
2/14/2022	<0.001	<0.001		
7/26/2022			<0.001	<0.001
7/28/2022		<0.001		
8/1/2022	<0.001			
Mean	0.0005883	0.000544	0.0008345	0.0005931
Std. Dev.	0.0004516	0.0004999	0.0003414	0.0004506
Upper Lim.	0.001	0.001	0.001	0.001
Lower Lim.	0.00015	5.4E-05	0.0003	8.2E-05

ND substitution: RL or RL/2 if <15% NDs.

Confidence Interval

Constituent: Lithium (mg/L) Analysis Run 4/18/2023 12:41 PM View: Appendix IV

Plant Bowen Client: Southern Company Data: Bowen AP-1

	BGWA-6	BGWC-10	BGWC-12	BGWC-14A	BGWC-16	BGWC-17
6/6/2016	<0.03					
6/7/2016		0.0065	<0.05		<0.03	<0.03
8/10/2016	<0.03					
8/11/2016					<0.03	<0.03
8/12/2016			<0.05			
8/16/2016		<0.03				
10/4/2016	<0.03					
10/6/2016			<0.05			
10/7/2016		<0.03			<0.03	<0.03
12/1/2016	<0.03					
12/5/2016			<0.05			
12/6/2016		<0.03			<0.03	<0.03
2/14/2017	<0.03					
2/15/2017			<0.05			
2/16/2017		<0.03			<0.03	<0.03
4/13/2017	<0.03					
4/18/2017		0.0011 (J)	<0.05		<0.03	
4/19/2017						<0.03
5/25/2017	<0.03					
5/30/2017					<0.03	<0.03
6/2/2017		0.0011 (J)	<0.05			
7/7/2017	<0.03					
7/12/2017		<0.03				
7/13/2017			<0.05			
7/14/2017					<0.03	<0.03
3/27/2018		0.0025 (J)			<0.03	<0.03
3/28/2018			<0.05			
6/12/2018					<0.03	
6/14/2018		0.0011 (J)	<0.05			<0.03
10/16/2018	<0.03					
10/17/2018			<0.05			<0.03
10/18/2018		0.0016 (J)			<0.03	
2/25/2019					<0.03	
2/27/2019						<0.03
2/28/2019		0.0017 (J)	0.0011 (J)			
4/1/2019			0.00078 (J)			
4/2/2019	<0.03	0.0012 (J)			0.00049 (J)	0.00069 (J)
9/23/2019	<0.03					
9/25/2019		<0.03	0.001 (J)			
9/26/2019					<0.03	<0.03
2/18/2020	<0.03					
2/20/2020		0.00093 (J)			<0.03	
2/24/2020			0.00091 (J)			<0.03
3/19/2020	<0.03		0.00097 (J)		<0.03	<0.03
3/23/2020		0.00084 (J)				
5/22/2020				<0.03		
6/23/2020				<0.03		
7/28/2020				<0.03		
9/2/2020				0.00095 (J)		
9/23/2020	<0.03					
9/24/2020		0.0013 (J)			<0.03	<0.03
9/25/2020			0.001 (J)			

ND substitution: RL or RL/2 if <15% NDs.

Confidence Interval

Constituent: Lithium (mg/L) Analysis Run 4/18/2023 12:41 PM View: Appendix IV

Plant Bowen Client: Southern Company Data: Bowen AP-1

	BGWA-6	BGWC-10	BGWC-12	BGWC-14A	BGWC-16	BGWC-17
10/1/2020				0.00095 (J)		
11/10/2020				<0.03		
12/15/2020				0.00091		
1/20/2021				0.00082 (J)		
2/18/2021	<0.03	0.0011 (J)		<0.03	<0.03	<0.03
2/19/2021			0.0011 (J)			
3/24/2021			0.0012 (J)	<0.03	<0.03	<0.03
3/30/2021		0.00092 (J)				
3/31/2021	0.00082 (J)					
8/16/2021	<0.03					
8/18/2021		<0.03	0.0013 (J)	0.00087 (J)	<0.03	
8/19/2021						<0.03
2/9/2022	<0.03			<0.03		
2/11/2022		0.00079 (J)	0.0011 (J)		<0.03	<0.03
7/26/2022	<0.03			0.0011 (J)		
7/27/2022			0.0014 (J)		<0.03	<0.03
7/28/2022		0.00076 (J)				
Mean	0.02846	0.01061	0.02554	0.01658	0.02866	0.02867
Std. Dev.	0.006694	0.01361	0.02504	0.01508	0.006292	0.006249
Upper Lim.	0.03	0.03	0.05	0.03	0.03	0.03
Lower Lim.	0.00082	0.00093	0.001	0.00087	0.00049	0.00069

ND substitution: RL or RL/2 if <15% NDs.

Confidence Interval

Constituent: Lithium (mg/L) Analysis Run 4/18/2023 12:41 PM View: Appendix IV

Plant Bowen Client: Southern Company Data: Bowen AP-1

	BGWC-20	BGWC-22	BGWC-23	BGWC-24	BGWC-30	BGWC-34D
6/8/2016	0.016	0.012				
6/9/2016			0.0074	0.0057		
8/12/2016	0.0202 (J)					
8/18/2016		0.0118 (J)	0.0078 (J)	0.0061 (J)		
10/10/2016	0.0194 (J)	0.0137 (J)	0.0093 (J)	0.006 (J)		
12/7/2016	0.0265 (J)		0.0117 (J)	0.0066 (J)		
12/8/2016		0.0154 (J)				
1/23/2017					0.0171 (J)	
2/7/2017					0.0196 (J)	
2/17/2017	0.0253 (J)	0.0125 (J)				
2/20/2017			0.011 (J)	0.0053 (J)		
3/27/2017					0.0192 (J)	
4/17/2017					0.0169 (J)	
4/19/2017	0.0233 (J)		0.0105 (J)	0.0055 (J)		
4/20/2017		0.012 (J)				
5/22/2017					0.0167 (J)	
6/1/2017	0.023 (J)					
6/5/2017		0.0114 (J)	0.0108 (J)	0.0068 (J)	0.0177 (J)	
7/11/2017					0.0203 (J)	
7/17/2017			0.0095 (J)	<0.03		
7/18/2017	0.0207 (J)					
7/19/2017		0.0126 (J)				
8/23/2017					0.0182 (J)	
3/26/2018					0.0063 (J)	
3/28/2018	0.013 (J)					
3/29/2018		0.021 (J)	0.014 (J)	0.0053 (J)		
6/13/2018	0.02 (J)		0.014 (J)	0.0067 (J)		
6/14/2018		0.024 (J)				
6/15/2018					0.0049 (J)	
10/19/2018						0.00098 (J)
10/22/2018	0.016 (J)	0.034 (J)	0.016 (J)	0.0075 (J)	0.005 (J)	
2/27/2019	0.015 (J)					
3/1/2019		0.022 (J)	0.017 (J)	0.0068 (J)	0.0044 (J)	
4/2/2019					0.0041 (J)	
4/3/2019	0.012 (J)	0.024 (J)	0.013 (J)	0.0048 (J)		
4/4/2019						0.00068 (J)
9/24/2019						<0.03
9/26/2019	0.018 (J)					
9/27/2019		0.039	0.024 (J)		0.0012 (J)	
9/30/2019				0.0077 (J)		
2/24/2020	0.021 (J)					
2/25/2020		0.026 (J)	0.033			
2/26/2020				0.0082 (J)	0.00096 (J)	
2/27/2020						<0.03
3/20/2020		0.029 (J)				
3/23/2020	0.02 (J)		0.032		0.0014 (J)	
3/24/2020						<0.03
3/25/2020				0.0078 (J)		
9/24/2020		0.043	0.031			
9/25/2020				0.0078 (J)	0.0011 (J)	
9/28/2020	0.027 (J)					<0.03
2/18/2021	0.041					

ND substitution: RL or RL/2 if <15% NDs.

Confidence Interval

Constituent: Lithium (mg/L) Analysis Run 4/18/2023 12:41 PM View: Appendix IV

Plant Bowen Client: Southern Company Data: Bowen AP-1

	BGWC-20	BGWC-22	BGWC-23	BGWC-24	BGWC-30	BGWC-34D
2/19/2021		0.035	0.04	0.0086 (J)		<0.03
3/8/2021					0.0012 (J)	
3/25/2021					<0.03	
3/26/2021			0.039 (J)	<0.03		
3/29/2021	0.036	0.033				
3/30/2021						<0.03
8/19/2021					0.0012 (J)	
8/20/2021	0.025 (J)					
8/23/2021		0.028 (J)	0.029 (J)	0.0076 (J)		
8/24/2021						<0.03
2/14/2022			0.033		0.0015 (J)	
2/15/2022		0.032 (J)		0.0086 (J)		
2/16/2022	0.031					<0.03
7/27/2022	0.037					
7/28/2022						<0.03
8/1/2022			0.029 (J)		0.0012 (J)	
8/2/2022		0.03 (J)		<0.03		
10/21/2022				0.0057 (J)		
Mean	0.02302	0.0237	0.02009	0.00783	0.008871	0.0247
Std. Dev.	0.007705	0.009957	0.01101	0.003041	0.007859	0.0118
Upper Lim.	0.02715	0.02904	0.02475	0.0082	0.0171	0.03
Lower Lim.	0.01888	0.01836	0.01345	0.0057	0.0012	0.00098

ND substitution: RL or RL/2 if <15% NDs.

Confidence Interval

Constituent: Lithium (mg/L) Analysis Run 4/18/2023 12:41 PM View: Appendix IV

Plant Bowen Client: Southern Company Data: Bowen AP-1

	BGWC-35D	BGWC-36D	BGWC-37D	BGWC-38D	BGWC-39	BGWC-40
10/17/2018		0.0044 (J)				
10/22/2018	0.011 (J)					
4/2/2019		0.0021 (J)				
4/4/2019	0.0096 (J)					
9/26/2019	0.013					
9/27/2019		0.0028 (J)				
2/25/2020	0.011 (J)		0.044			
2/26/2020		0.001 (J)				
2/27/2020				0.02 (J)	0.0036 (J)	
2/28/2020						0.00084 (J)
3/23/2020		<0.03				
3/24/2020			0.025 (J)	0.019 (J)	0.0029 (J)	
3/25/2020	0.0092 (J)					0.00079 (J)
9/2/2020				0.0096 (J)		
9/25/2020	0.0062 (J)		0.014 (J)			
9/28/2020		0.0011 (J)				
9/29/2020					0.0066 (J)	<0.03
2/22/2021	0.014 (J)		0.0092 (J)		0.0038 (J)	<0.03
3/8/2021		0.0017 (J)				
3/9/2021				0.011 (J)		
3/25/2021		0.0022 (J)				
3/26/2021	0.02 (J)		0.0066 (J)			
3/29/2021				0.012 (J)		
3/30/2021						0.00086 (J)
3/31/2021					0.0039 (J)	
8/19/2021				0.0066 (J)		
8/20/2021	0.016 (J)		0.004 (J)			
8/23/2021		0.0022 (J)				
8/24/2021					0.0056 (J)	0.001 (J)
2/14/2022		0.002 (J)		0.0061 (J)		
2/16/2022					0.0042 (J)	<0.15 (o)
2/17/2022	0.018 (J)		<0.15 (o)			
7/28/2022	0.016 (J)		0.0026 (J)			<0.03
7/29/2022		0.0012 (J)				
8/2/2022				0.009 (J)	0.0038 (J)	
Mean	0.01309	0.003245	0.01506	0.01166	0.0043	0.01336
Std. Dev.	0.004161	0.004012	0.01484	0.005235	0.001201	0.01557
Upper Lim.	0.01656	0.0044	0.03167	0.01721	0.005573	0.03
Lower Lim.	0.009623	0.0011	0.001954	0.006114	0.003027	0.00079

ND substitution: RL or RL/2 if <15% NDs.

Confidence Interval

Constituent: Lithium (mg/L) Analysis Run 4/18/2023 12:41 PM View: Appendix IV

Plant Bowen Client: Southern Company Data: Bowen AP-1

	BGWC-41D	BGWC-42D	BGWC-43D	BGWC-44D	BGWC-49D	BGWC-51
9/2/2020	0.00092 (J)					
9/3/2020		0.0014 (J)	0.023 (J)	0.0016 (J)		
1/28/2021						0.0017 (J)
2/18/2021				0.0035 (J)		
2/22/2021	0.0017 (J)	<0.03				
2/23/2021						0.0015 (J)
3/8/2021			0.024 (J)			
3/29/2021			0.026 (J)			
3/30/2021						0.0035 (J)
3/31/2021	0.0017 (J)			0.0029 (J)		
4/1/2021		0.0022 (J)				
4/19/2021					0.0083 (J)	
8/18/2021				0.0027 (J)		
8/20/2021		0.0012 (J)				
8/23/2021			0.031			0.0011 (J)
8/24/2021	0.0024 (J)				0.01 (J)	
2/9/2022				0.0036 (J)		
2/14/2022						<0.03
2/15/2022	0.002 (J)		0.027 (J)			
2/17/2022		<0.15 (o)			0.0076 (J)	
7/26/2022				0.0037 (J)		
7/28/2022		0.0016 (J)				
7/29/2022	0.0018 (J)					
8/1/2022			0.025 (J)		0.0057 (J)	<0.03
Mean	0.001753	0.00728	0.026	0.003	0.0079	0.0113
Std. Dev.	0.0004861	0.01271	0.002828	0.000795	0.00178	0.01451
Upper Lim.	0.002421	0.03	0.02989	0.004092	0.01194	0.03
Lower Lim.	0.001086	0.0012	0.02211	0.001908	0.00386	0.0011

ND substitution: RL or RL/2 if <15% NDs.

Confidence Interval

Constituent: Lithium (mg/L) Analysis Run 4/18/2023 12:41 PM View: Appendix IV

Plant Bowen Client: Southern Company Data: Bowen AP-1

	BGWC-52	BGWC-7	BGWC-8	BGWC-9
6/6/2016				<0.05
6/7/2016			<0.03	
6/8/2016		0.0079		
8/10/2016			<0.03	
8/11/2016		0.0093 (J)		<0.05
10/4/2016			<0.03	
10/5/2016				<0.05
10/6/2016		0.0102 (J)		
12/2/2016			<0.03	
12/5/2016				<0.05
12/6/2016		0.0094 (J)		
2/14/2017			<0.03	
2/15/2017		<0.05		<0.05
4/14/2017			<0.03	
4/17/2017				0.0013 (J)
4/18/2017		0.0086 (J)		
5/26/2017			<0.03	0.0013 (J)
6/2/2017		0.0102 (J)		
7/10/2017			<0.03	
7/11/2017				<0.05
7/14/2017		0.0092 (J)		
3/26/2018			<0.03	
3/27/2018		0.0087 (J)		0.0014 (J)
6/12/2018			<0.03	0.0012 (J)
6/13/2018		0.0084 (J)		
10/16/2018			0.001 (J)	
10/17/2018				<0.05
10/18/2018		0.0083 (J)		
2/25/2019			<0.03	
2/28/2019		0.0086 (J)		
4/1/2019			<0.03	0.0012 (J)
4/2/2019		0.0073 (J)		
9/24/2019		0.0083 (J)	<0.03	0.0011 (J)
2/19/2020			<0.03	
2/20/2020				0.002 (J)
2/21/2020		0.0088 (J)		
3/18/2020			<0.03	
3/19/2020		0.0097 (J)		0.0019 (J)
9/23/2020			<0.03	
9/24/2020				0.0011 (J)
9/25/2020		0.0065 (J)		
1/28/2021	0.0037 (J)			
2/16/2021			<0.03	
2/17/2021				0.0013 (J)
2/18/2021		0.0072 (J)		
2/23/2021	0.0038 (J)			
3/24/2021			<0.03	0.0014 (J)
3/30/2021	0.0038 (J)	0.0084 (J)		
8/18/2021			<0.03	0.0013 (J)
8/19/2021		0.007 (J)		
8/23/2021	0.0033 (J)			
2/10/2022			<0.03	0.0016 (J)

ND substitution: RL or RL/2 if <15% NDs.

Confidence Interval

Constituent: Lithium (mg/L) Analysis Run 4/18/2023 12:41 PM View: Appendix IV

Plant Bowen Client: Southern Company Data: Bowen AP-1

	BGWC-52	BGWC-7	BGWC-8	BGWC-9
2/11/2022		0.0074 (J)		
2/14/2022	0.002 (J)			
7/26/2022			<0.03	0.0014 (J)
7/28/2022	0.00088 (J)	0.0061 (J)		
Mean	0.002913	0.009114	0.02868	0.0176
Std. Dev.	0.001209	0.003717	0.006183	0.02348
Upper Lim.	0.004071	0.0093	0.03	0.05
Lower Lim.	0.0009538	0.0074	0.001	0.0013

ND substitution: RL or RL/2 if <15% NDs.

Confidence Interval

Constituent: Mercury (mg/L) Analysis Run 4/18/2023 12:41 PM View: Appendix IV

Plant Bowen Client: Southern Company Data: Bowen AP-1

	BGWA-6	BGWC-10	BGWC-12	BGWC-14A	BGWC-16	BGWC-17
6/6/2016	8.4E-05 (J)					
6/7/2016		0.0001 (J)	0.0001 (J)		9.8E-05 (J)	0.00017 (J)
8/10/2016	<0.0002					
8/11/2016					<0.0002	0.00019 (J)
8/12/2016			<0.0002			
8/16/2016		<0.0002				
10/4/2016	<0.0002					
10/6/2016			<0.0002			
10/7/2016		<0.0002			<0.0002	0.00014 (J)
12/1/2016	<0.0002					
12/5/2016			<0.0002			
12/6/2016		<0.0002			<0.0002	0.00016 (J)
2/14/2017	<0.0002					
2/15/2017			<0.0002			
2/16/2017		<0.0002			<0.0002	0.00017 (J)
4/13/2017	<0.0002					
4/18/2017		<0.0002	<0.0002		<0.0002	
4/19/2017						0.00014 (J)
5/25/2017	<0.0002					
5/30/2017					<0.0002	0.00023 (J)
6/2/2017		<0.0002	<0.0002			
7/7/2017	<0.0002					
7/12/2017		<0.0002				
7/13/2017			<0.0002			
7/14/2017					<0.0002	0.00016 (J)
3/27/2018		<0.0002			<0.0002	<0.0002
3/28/2018			<0.0002			
2/25/2019					<0.0002	
2/27/2019						0.00029 (J)
2/28/2019		4.8E-05 (J)	5.8E-05 (J)			
4/1/2019			<0.0002			
4/2/2019	<0.0002	<0.0002			<0.0002	0.0004
9/23/2019	<0.0002					
9/25/2019		<0.0002	<0.0002			
9/26/2019					<0.0002	<0.0002
2/18/2020	<0.0002					
2/20/2020		<0.0002			<0.0002	
2/24/2020			<0.0002			0.0003 (J)
3/19/2020	<0.0002		<0.0002		<0.0002	0.00017 (J)
3/23/2020		<0.0002				
5/22/2020				<0.0002		
6/23/2020				<0.0002		
7/28/2020				<0.0002		
9/2/2020				<0.0002		
9/23/2020	<0.0002					
9/24/2020		<0.0002			<0.0002	0.00027 (J)
9/25/2020			<0.0002			
10/1/2020				<0.0002		
11/10/2020				<0.0002		
12/15/2020				<0.0002		
1/20/2021				<0.0002		
2/18/2021	<0.0002	<0.0002		<0.0002	<0.0002	0.00017 (J)

ND substitution: RL or RL/2 if <15% NDs.

Confidence Interval

Constituent: Mercury (mg/L) Analysis Run 4/18/2023 12:41 PM View: Appendix IV

Plant Bowen Client: Southern Company Data: Bowen AP-1

	BGWA-6	BGWC-10	BGWC-12	BGWC-14A	BGWC-16	BGWC-17
2/19/2021			<0.0002			
3/24/2021			<0.0002	<0.0002	<0.0002	0.00012 (J)
3/30/2021		<0.0002				
3/31/2021	<0.0002					
8/16/2021	<0.0002					
8/18/2021		<0.0002	<0.0002	<0.0002	0.0002 (J)	
8/19/2021						<0.0002
2/9/2022	<0.0002			<0.0002		
2/11/2022		<0.0002	<0.0002		<0.0002	<0.0002
7/26/2022	<0.0002			0.00016 (J)		
7/27/2022			<0.0002		<0.0002	0.00025
7/28/2022		<0.0002				
Mean	0.0001936	0.0001874	0.0001879	0.0001969	0.0001949	0.0002065
Std. Dev.	2.734E-05	3.969E-05	3.786E-05	1.109E-05	2.281E-05	6.73E-05
Upper Lim.	0.0002	0.0002	0.0002	0.0002	0.0002	0.0002303
Lower Lim.	8.4E-05	0.0001	0.0001	0.00016	9.8E-05	0.0001435

ND substitution: RL or RL/2 if <15% NDs.

Confidence Interval

Constituent: Mercury (mg/L) Analysis Run 4/18/2023 12:41 PM View: Appendix IV

Plant Bowen Client: Southern Company Data: Bowen AP-1

	BGWC-18	BGWC-19	BGWC-20	BGWC-22	BGWC-23	BGWC-24
6/8/2016	<0.0002	<0.0002	<0.0002	9.2E-05 (J)		
6/9/2016					<0.0002	<0.0002
8/12/2016	<0.0002	<0.0002	<0.0002			
8/18/2016				<0.0002	<0.0002	<0.0002
10/7/2016	<0.0002	<0.0002				
10/10/2016			<0.0002	<0.0002	<0.0002	4E-05 (J)
12/6/2016	<0.0002					
12/7/2016		8E-05 (J)	<0.0002		5E-05 (J)	7E-05 (J)
12/8/2016				<0.0002		
2/16/2017	<0.0002	<0.0002				
2/17/2017			<0.0002	<0.0002		
2/20/2017					<0.0002	5E-05 (J)
4/19/2017	<0.0002	<0.0002	<0.0002		<0.0002	0.00016 (J)
4/20/2017				<0.0002		
6/1/2017	<0.0002	<0.0002	<0.0002			
6/5/2017				<0.0002	<0.0002	0.00013 (J)
7/14/2017	<0.0002	<0.0002				
7/17/2017					<0.0002	0.00013 (J)
7/18/2017			<0.0002			
7/19/2017				<0.0002		
3/27/2018	<0.0002	<0.0002				
3/28/2018			<0.0002			
3/29/2018				<0.0002	<0.0002	<0.0002
2/27/2019	7.9E-05 (J)		6.6E-05 (J)			
3/1/2019		5E-05 (J)		4.2E-05 (J)	4.4E-05 (J)	0.00093
4/2/2019	<0.0002					
4/3/2019		<0.0002	<0.0002	<0.0002	<0.0002	0.0013
9/26/2019	<0.0002	<0.0002	<0.0002			
9/27/2019				<0.0002	<0.0002	
9/30/2019						0.0011
2/24/2020	<0.0002	<0.0002	<0.0002			
2/25/2020				<0.0002	<0.0002	
2/26/2020						0.0011
3/20/2020	<0.0002	<0.0002		<0.0002		
3/23/2020			<0.0002		<0.0002	
3/25/2020						0.0011
9/24/2020	<0.0002			<0.0002	<0.0002	
9/25/2020						0.0036
9/28/2020		<0.0002	<0.0002			
2/18/2021	<0.0002	<0.0002	<0.0002			
2/19/2021				<0.0002	<0.0002	0.0033
3/24/2021	<0.0002					
3/26/2021		<0.0002			<0.0002	0.0058
3/29/2021			<0.0002	<0.0002		
8/19/2021	<0.0002					
8/20/2021		<0.0002	<0.0002			
8/23/2021				<0.0002	<0.0002	0.00026
2/14/2022					<0.0002	
2/15/2022				<0.0002		0.0014
2/16/2022	<0.0002	<0.0002	<0.0002			
7/27/2022	<0.0002	<0.0002	<0.0002			
8/1/2022					<0.0002	

ND substitution: RL or RL/2 if <15% NDs.

Confidence Interval

Constituent: Mercury (mg/L) Analysis Run 4/18/2023 12:41 PM View: Appendix IV

Plant Bowen Client: Southern Company Data: Bowen AP-1

	BGWC-18	BGWC-19	BGWC-20	BGWC-22	BGWC-23	BGWC-24
8/2/2022				<0.0002		<0.0002
10/21/2022						0.00026
Mean	0.0001939	0.0001865	0.0001933	0.0001867	0.0001847	0.001025
Std. Dev.	2.706E-05	4.184E-05	2.996E-05	4.173E-05	4.71E-05	0.001482
Upper Lim.	0.0002	0.0002	0.0002	0.0002	0.0002	0.0009178
Lower Lim.	7.9E-05	8E-05	6.6E-05	9.2E-05	5E-05	0.0001149

ND substitution: RL or RL/2 if <15% NDs.

Confidence Interval

Constituent: Mercury (mg/L) Analysis Run 4/18/2023 12:41 PM View: Appendix IV

Plant Bowen Client: Southern Company Data: Bowen AP-1

	BGWC-25	BGWC-30	BGWC-31	BGWC-34D	BGWC-35D	BGWC-36D
6/8/2016	<0.0002					
8/15/2016	<0.0002					
10/10/2016	<0.0002					
12/8/2016	<0.0002					
1/23/2017		8E-05 (J)				
2/7/2017		0.00011 (J)				
2/20/2017	<0.0002					
3/27/2017		8E-05 (J)				
4/17/2017		4E-05 (J)				
4/20/2017	<0.0002					
5/22/2017		<0.0002				
6/1/2017	<0.0002					
6/5/2017		6E-05 (J)				
7/11/2017		9.1E-05 (J)				
7/17/2017	<0.0002					
8/23/2017		5E-05 (J)				
3/26/2018		<0.0002				
3/28/2018	<0.0002					
3/1/2019	4.7E-05 (J)	0.0001 (J)				
4/2/2019		<0.0002				<0.0002
4/4/2019	<0.0002		<0.0002	<0.0002	<0.0002	
9/24/2019			<0.0002	<0.0002		
9/26/2019					<0.0002	
9/27/2019		<0.0002				<0.0002
9/30/2019	<0.0002					
2/25/2020					<0.0002	
2/26/2020	<0.0002	<0.0002	<0.0002			0.00018 (J)
2/27/2020				<0.0002		
3/23/2020		<0.0002	<0.0002			<0.0002
3/24/2020	<0.0002			<0.0002		
3/25/2020					<0.0002	
9/25/2020		<0.0002			<0.0002	
9/28/2020	<0.0002		<0.0002	<0.0002		<0.0002
2/19/2021				<0.0002		
2/22/2021			<0.0002		<0.0002	
2/23/2021	<0.0002					
3/8/2021		<0.0002				<0.0002
3/25/2021		<0.0002				<0.0002
3/26/2021	<0.0002				<0.0002	
3/29/2021			<0.0002			
3/30/2021				<0.0002		
8/19/2021	<0.0002	<0.0002				
8/20/2021			<0.0002		<0.0002	
8/23/2021						<0.0002
8/24/2021				<0.0002		
2/14/2022		<0.0002				<0.0002
2/16/2022	<0.0002		<0.0002	<0.0002		
2/17/2022					<0.0002	
7/27/2022	<0.0002					
7/28/2022			0.00015 (J)	0.00014 (J)	0.00016 (J)	
7/29/2022						<0.0002
8/1/2022		<0.0002				

ND substitution: RL or RL/2 if <15% NDs.

Confidence Interval

Constituent: Mercury (mg/L) Analysis Run 4/18/2023 12:41 PM View: Appendix IV

Plant Bowen Client: Southern Company Data: Bowen AP-1

	BGWC-25	BGWC-30	BGWC-31	BGWC-34D	BGWC-35D	BGWC-36D
Mean	0.0001923	0.0001505	0.000195	0.000194	0.000196	0.000198
Std. Dev.	3.421E-05	6.39E-05	1.581E-05	1.897E-05	1.265E-05	6.325E-06
Upper Lim.	0.0002	0.0002	0.0002	0.0002	0.0002	0.0002
Lower Lim.	4.7E-05	8E-05	0.0002	0.0002	0.0002	0.0002

Confidence Interval

Constituent: Mercury (mg/L) Analysis Run 4/18/2023 12:41 PM View: Appendix IV

Plant Bowen Client: Southern Company Data: Bowen AP-1

	BGWC-38D	BGWC-44D	BGWC-52	BGWC-7	BGWC-8	BGWC-9
6/6/2016						8E-05 (J)
6/7/2016					9.7E-05 (J)	
6/8/2016				<0.0002		
8/10/2016					<0.0002	
8/11/2016				<0.0002		<0.0002
10/4/2016					<0.0002	
10/5/2016						<0.0002
10/6/2016				<0.0002		
12/2/2016					<0.0002	
12/5/2016						<0.0002
12/6/2016				<0.0002		
2/14/2017					<0.0002	
2/15/2017				<0.0002		<0.0002
4/14/2017					<0.0002	
4/17/2017						<0.0002
4/18/2017				<0.0002		
5/26/2017					<0.0002	<0.0002
6/2/2017				<0.0002		
7/10/2017					<0.0002	
7/11/2017						<0.0002
7/14/2017				<0.0002		
3/26/2018					<0.0002	
3/27/2018				<0.0002		<0.0002
2/25/2019					<0.0002	
2/28/2019				5.3E-05 (J)		
4/1/2019					<0.0002	<0.0002
4/2/2019				<0.0002		
9/24/2019				<0.0002	<0.0002	<0.0002
2/19/2020					<0.0002	
2/20/2020						<0.0002
2/21/2020				<0.0002		
2/27/2020	<0.0002					
3/18/2020					<0.0002	
3/19/2020				<0.0002		<0.0002
3/24/2020	<0.0002					
9/2/2020	0.0001 (J)					
9/3/2020		<0.0002				
9/23/2020					<0.0002	
9/24/2020						<0.0002
9/25/2020				<0.0002		
1/28/2021			0.00019 (J)			
2/16/2021					<0.0002	
2/17/2021						<0.0002
2/18/2021		<0.0002		<0.0002		
2/23/2021			<0.0002			
3/9/2021	<0.0002					
3/24/2021					<0.0002	<0.0002
3/29/2021	<0.0002					
3/30/2021			<0.0002	<0.0002		
3/31/2021		<0.0002				
8/18/2021		<0.0002			<0.0002	<0.0002
8/19/2021	0.00012 (J)			<0.0002		

ND substitution: RL or RL/2 if <15% NDs.

Confidence Interval

Constituent: Mercury (mg/L) Analysis Run 4/18/2023 12:41 PM View: Appendix IV

Plant Bowen Client: Southern Company Data: Bowen AP-1

	BGWC-38D	BGWC-44D	BGWC-52	BGWC-7	BGWC-8	BGWC-9
8/23/2021			<0.0002			
2/9/2022		<0.0002				
2/10/2022					<0.0002	<0.0002
2/11/2022				<0.0002		
2/14/2022	<0.0002		<0.0002			
7/26/2022		0.00017 (J)			0.00016 (J)	0.00016 (J)
7/28/2022			<0.0002	<0.0002		
8/2/2022	0.00028					
Mean	0.0001875	0.000195	0.0001983	0.0001926	0.0001928	0.0001916
Std. Dev.	5.548E-05	1.225E-05	4.082E-06	3.287E-05	2.426E-05	2.853E-05
Upper Lim.	0.00028	0.0002	0.0002	0.0002	0.0002	0.0002
Lower Lim.	0.0001	0.00017	0.00019	5.3E-05	0.00016	0.00016

ND substitution: RL or RL/2 if <15% NDs.

Confidence Interval

Constituent: Molybdenum (mg/L) Analysis Run 4/18/2023 12:41 PM View: Appendix IV

Plant Bowen Client: Southern Company Data: Bowen AP-1

	BGWA-6	BGWC-10	BGWC-14A	BGWC-19	BGWC-20	BGWC-21
6/6/2016	<0.01					
6/7/2016		0.0067 (J)				
6/8/2016				<0.01	0.011 (J)	0.0027 (J)
8/10/2016	<0.01					
8/12/2016				<0.01	0.0127	
8/16/2016		0.0032 (J)				
8/18/2016						0.0023 (J)
10/4/2016	<0.01					
10/7/2016		0.0032 (J)		<0.01		
10/10/2016					0.0136	0.0025 (J)
12/1/2016	<0.01					
12/6/2016		0.0049 (J)				
12/7/2016				<0.01	0.0139	
12/8/2016						<0.01
2/14/2017	<0.01					
2/16/2017		0.0039 (J)		<0.01		
2/17/2017					0.0148	<0.01
4/13/2017	<0.01					
4/18/2017		0.0032 (J)				
4/19/2017				<0.01	0.012	0.0014 (J)
5/25/2017	<0.01					
6/1/2017				<0.01	0.0125	0.0012 (J)
6/2/2017		0.0035 (J)				
7/7/2017	<0.01					
7/12/2017		0.0037 (J)				
7/14/2017				<0.01		
7/18/2017					0.0155	0.0013 (J)
3/27/2018		0.0032 (J)		<0.01		
3/28/2018					0.012	<0.01
6/13/2018					0.016	
6/14/2018		0.0033 (J)				<0.01
6/15/2018				<0.01		
10/16/2018	<0.01					
10/18/2018		0.0034 (J)				
10/19/2018				<0.01		<0.01
10/22/2018					0.013	
2/27/2019					0.013	
2/28/2019		0.0035 (J)				
3/1/2019				<0.01		
4/2/2019	0.00026 (J)	0.0032 (J)				
4/3/2019				0.00023 (J)	0.012	0.0019 (J)
9/23/2019	<0.01					
9/25/2019		0.0035 (J)				
9/26/2019				<0.01	0.015	
9/30/2019						0.003 (J)
2/18/2020	<0.01					
2/20/2020		0.0037 (J)				
2/24/2020				<0.01	0.015	
2/26/2020						0.0016 (J)
3/19/2020	<0.01					
3/20/2020				<0.01		0.0023 (J)
3/23/2020		0.0035 (J)			0.016	

ND substitution: RL or RL/2 if <15% NDs.

Confidence Interval

Constituent: Molybdenum (mg/L) Analysis Run 4/18/2023 12:41 PM View: Appendix IV

Plant Bowen Client: Southern Company Data: Bowen AP-1

	BGWA-6	BGWC-10	BGWC-14A	BGWC-19	BGWC-20	BGWC-21
5/22/2020			0.0012 (J)			
6/23/2020			<0.01			
7/28/2020			0.00094 (J)			
9/2/2020			0.0013 (J)			
9/23/2020	<0.01					
9/24/2020		0.0032 (J)				0.0036 (J)
9/28/2020				<0.01	0.018	
10/1/2020			0.0017 (J)			
11/10/2020			0.0016 (J)			
12/15/2020			0.0019			
1/20/2021			0.0016 (J)			
2/18/2021	<0.01	0.0036 (J)	0.0045 (J)	<0.01	0.028	
2/19/2021						0.0013 (J)
3/24/2021			<0.01			
3/26/2021				<0.01		
3/29/2021					0.024	0.0021 (J)
3/30/2021		0.0035 (J)				
3/31/2021	0.001 (J)					
8/16/2021	<0.01					
8/18/2021		0.0029 (J)	0.0011 (J)			
8/20/2021				<0.01	0.026	0.003 (J)
2/9/2022	<0.01		<0.01			
2/11/2022		0.003 (J)				
2/16/2022				<0.01	0.025	0.005 (J)
7/26/2022	<0.01		0.0015 (J)			
7/27/2022				<0.01	0.028	
7/28/2022		0.0028 (J)				0.0042 (J)
Mean	0.009014	0.003573	0.003642	0.009556	0.01668	0.004257
Std. Dev.	0.002957	0.0008172	0.00373	0.002083	0.005584	0.003424
Upper Lim.	0.01	0.0036	0.01	0.01	0.018	0.002691
Lower Lim.	0.001	0.0032	0.0011	0.00023	0.0127	0.001651

ND substitution: RL or RL/2 if <15% NDs.

Confidence Interval

Constituent: Molybdenum (mg/L) Analysis Run 4/18/2023 12:41 PM View: Appendix IV

Plant Bowen Client: Southern Company Data: Bowen AP-1

	BGWC-22	BGWC-23	BGWC-24	BGWC-25	BGWC-30	BGWC-31
6/8/2016	0.07			0.0064 (J)		
6/9/2016		0.013 (J)	0.0024 (J)			
8/15/2016				0.0039 (J)		
8/18/2016	0.0758	0.0136	0.0034 (J)			
10/10/2016	0.0712	0.0134	0.0047 (J)	0.0029 (J)		
12/7/2016		0.0128	0.0066 (J)			
12/8/2016	0.0682			<0.01		
1/23/2017					0.0125	
2/7/2017					0.0163	
2/17/2017	0.066					
2/20/2017		0.0122	0.0026 (J)	0.0024 (J)		
3/27/2017					0.0157	
4/17/2017					0.0178	
4/19/2017		0.0124	0.002 (J)			
4/20/2017	0.0662			0.0019 (J)		
5/22/2017					0.0208	
6/1/2017				0.0026 (J)		
6/5/2017	0.071	0.0115	0.0015 (J)		0.0191	
7/11/2017					0.0218	
7/17/2017		0.0131	0.0013 (J)	0.0024 (J)		
7/19/2017	0.0703					
8/23/2017					0.0218	
3/26/2018					0.014	
3/28/2018				<0.01		
3/29/2018	0.056	0.013	0.0027 (J)			
6/13/2018		0.013	<0.01			
6/14/2018	0.059			<0.01		
6/15/2018					0.012	
10/18/2018						<0.01
10/22/2018	0.055	0.013	<0.01	<0.01	0.01	
3/1/2019	0.039	0.013	<0.01	<0.01	0.011	
4/2/2019					0.01	
4/3/2019	0.039	0.012	0.00095 (J)			
4/4/2019				0.00096 (J)		0.00033 (J)
5/2/2019	0.043					
9/24/2019						<0.01
9/27/2019	0.045	0.012			0.0036 (J)	
9/30/2019			0.00099 (J)	<0.01		
2/25/2020	0.039	0.014				
2/26/2020			<0.01	<0.01	0.0023 (J)	<0.01
3/20/2020	0.039					
3/23/2020		0.013			0.0037 (J)	<0.01
3/24/2020				<0.01		
3/25/2020			<0.01			
9/24/2020	0.04	0.011				
9/25/2020			0.00081 (J)		0.0027 (J)	
9/28/2020				<0.01		<0.01
2/19/2021	0.046	0.011	<0.01			
2/22/2021						<0.01
2/23/2021				<0.01		
3/8/2021					0.0031 (J)	
3/25/2021					0.0017 (J)	

ND substitution: RL or RL/2 if <15% NDs.

Confidence Interval

Constituent: Molybdenum (mg/L) Analysis Run 4/18/2023 12:41 PM View: Appendix IV

Plant Bowen Client: Southern Company Data: Bowen AP-1

	BGWC-22	BGWC-23	BGWC-24	BGWC-25	BGWC-30	BGWC-31
3/26/2021		0.011 (J)	<0.01	<0.01		
3/29/2021	0.045					<0.01
7/19/2021	0.044	0.011	<0.01			
7/20/2021					0.0018 (J)	
8/19/2021				<0.01	0.0032 (J)	
8/20/2021						<0.01
8/23/2021	0.041	0.0098 (J)	<0.01			
11/1/2021	0.043	0.0092 (J)	<0.01		0.0032 (J)	
2/14/2022		0.0079 (J)			0.0048 (J)	
2/15/2022	0.039		<0.01			
2/16/2022				<0.01		<0.01
7/27/2022				<0.01		
7/28/2022						<0.01
8/1/2022		0.0071 (J)			0.0047 (J)	
8/2/2022	0.04		0.0027 (J)			
10/21/2022			<0.01 (R)			
Mean	0.05243	0.01179	0.006106	0.00743	0.0099	0.009121
Std. Dev.	0.01338	0.001785	0.003993	0.003605	0.00711	0.002916
Upper Lim.	0.0662	0.01272	0.01	0.01	0.01246	0.01
Lower Lim.	0.04	0.01107	0.0024	0.0029	0.005382	0.01

ND substitution: RL or RL/2 if <15% NDs.

Confidence Interval

Constituent: Molybdenum (mg/L) Analysis Run 4/18/2023 12:41 PM View: Appendix IV

Plant Bowen Client: Southern Company Data: Bowen AP-1

	BGWC-32	BGWC-34D	BGWC-35D	BGWC-36D	BGWC-37D	BGWC-38D
10/17/2018				0.017		
10/19/2018		0.0021 (J)				
10/22/2018	0.0038 (J)		0.033			
11/29/2018			0.03			
1/14/2019				0.013		
4/2/2019				0.011		
4/4/2019		0.0011 (J)	0.03			
4/5/2019	0.0035 (J)					
5/2/2019						0.11
5/3/2019	0.0048 (J)				0.04	
9/24/2019		<0.01				
9/26/2019	0.003 (J)		0.033			
9/27/2019				0.013		
2/25/2020			0.026		0.012	
2/26/2020				0.0032 (J)		
2/27/2020	0.0032 (J)	0.001 (J)				0.11
3/23/2020				0.0058 (J)		
3/24/2020	0.0031 (J)	0.001 (J)			0.01	0.12
3/25/2020			0.022			
9/2/2020						0.1
9/25/2020	0.003 (J)		0.024		0.0088 (J)	
9/28/2020		0.00078 (J)		0.0084 (J)		
2/19/2021		0.0009 (J)				
2/22/2021			0.035		0.012	
2/23/2021	0.0032 (J)					
3/8/2021				0.0083 (J)		
3/9/2021						0.13
3/25/2021				0.013		
3/26/2021			0.036		0.017	
3/29/2021						0.13
3/30/2021	0.0037 (J)	0.0011 (J)				
8/19/2021						0.076
8/20/2021			0.04		0.016	
8/23/2021				0.014		
8/24/2021		0.00098 (J)				
8/25/2021	0.0038 (J)					
11/1/2021						0.081
2/14/2022				0.012		0.097
2/16/2022	0.0038 (J)	0.00094 (J)				
2/17/2022			0.039		0.016	
7/28/2022		0.0011 (J)	0.036		0.0082 (J)	
7/29/2022	0.0036 (J)			0.0095 (J)		
8/2/2022						0.093
Mean	0.003542	0.001455	0.032	0.01068	0.01556	0.1047
Std. Dev.	0.0005071	0.001226	0.005752	0.003825	0.00972	0.01878
Upper Lim.	0.00394	0.0021	0.03651	0.01368	0.02191	0.1215
Lower Lim.	0.003144	0.0009	0.02749	0.007682	0.008686	0.08794

ND substitution: RL or RL/2 if <15% NDs.

Confidence Interval

Constituent: Molybdenum (mg/L) Analysis Run 4/18/2023 12:41 PM View: Appendix IV

Plant Bowen Client: Southern Company Data: Bowen AP-1

	BGWC-39	BGWC-40	BGWC-41D	BGWC-42D	BGWC-43D	BGWC-44D
2/27/2020	0.0039 (J)					
2/28/2020		0.0014 (J)				
3/24/2020	0.0026 (J)					
3/25/2020		0.0012 (J)				
5/4/2020			<0.01		0.14	<0.01
5/11/2020				0.02		
5/20/2020				0.021	0.16	
9/2/2020			0.015			
9/3/2020				0.018	0.11	0.0055 (J)
9/29/2020	0.01	0.00069 (J)				
2/18/2021						0.0062 (J)
2/22/2021	0.0076 (J)	<0.01	0.013	0.0052 (J)		
3/8/2021					0.2	
3/29/2021					0.21	
3/30/2021		<0.01				
3/31/2021	0.0062 (J)		0.011			0.0023 (J)
4/1/2021				0.0059 (J)		
7/20/2021					0.24	
8/18/2021						0.0041 (J)
8/20/2021				0.013		
8/23/2021					0.21	
8/24/2021	0.0076 (J)	<0.01	0.011			
2/9/2022						0.0011 (J)
2/15/2022			0.0087 (J)		0.15	
2/16/2022	0.0052 (J)	<0.01				
2/17/2022				0.0055 (J)		
7/26/2022						0.012
7/28/2022		<0.01		0.0092 (J)		
7/29/2022			0.008 (J)			
8/1/2022					0.16	
8/2/2022	0.0062 (J)					
Mean	0.006163	0.006661	0.01024	0.01223	0.1756	0.005171
Std. Dev.	0.002318	0.004612	0.003324	0.00671	0.04157	0.003507
Upper Lim.	0.008619	0.01	0.01419	0.01934	0.2157	0.009337
Lower Lim.	0.003706	0.00069	0.006295	0.005113	0.1354	0.001006

ND substitution: RL or RL/2 if <15% NDs.

Confidence Interval

Constituent: Molybdenum (mg/L) Analysis Run 4/18/2023 12:41 PM View: Appendix IV

Plant Bowen Client: Southern Company Data: Bowen AP-1

	BGWC-49D	BGWC-50D	BGWC-51	BGWC-52	BGWC-7	BGWC-8
6/7/2016						0.00063 (J)
6/8/2016					0.0088 (J)	
8/10/2016						0.0039 (J)
8/11/2016					0.01	
10/4/2016						0.0052 (J)
10/6/2016					0.0117	
12/2/2016						<0.01
12/6/2016					0.0102	
2/14/2017						0.0044 (J)
2/15/2017					0.0018 (J)	
4/14/2017						0.0013 (J)
4/18/2017					0.0103	
5/26/2017						0.0024 (J)
6/2/2017					0.0129	
7/10/2017						0.0013 (J)
7/14/2017					0.0129	
3/26/2018						<0.01
3/27/2018					0.01	
6/12/2018						0.0026 (J)
6/13/2018					0.013	
10/16/2018						0.0041 (J)
10/18/2018					0.01 (J)	
2/25/2019						<0.01
2/28/2019					0.016	
4/1/2019						0.00054 (J)
4/2/2019					0.011	
9/24/2019					0.01 (J)	0.0016 (J)
2/19/2020						0.0018 (J)
2/21/2020					0.011	
3/18/2020						<0.01
3/19/2020					0.011	
9/23/2020						<0.01
9/25/2020					0.0099 (J)	
1/28/2021			<0.01	0.0038 (J)		
2/16/2021						0.0011 (J)
2/18/2021					0.0098 (J)	
2/23/2021			<0.01	0.0039 (J)		
3/24/2021						<0.01
3/30/2021			0.0027 (J)	0.0035 (J)	0.011	
4/19/2021	0.0067 (J)	0.0043 (J)				
8/18/2021		0.0021 (J)				0.0019 (J)
8/19/2021					0.0094 (J)	
8/23/2021			<0.01	0.0038 (J)		
8/24/2021	0.0049 (J)					
2/9/2022		0.0032 (J)				
2/10/2022						0.00081 (J)
2/11/2022					0.0088 (J)	
2/14/2022			<0.01	0.0041 (J)		
2/17/2022	0.0056 (J)					
7/26/2022		0.0029 (J)				0.00096 (J)
7/28/2022				0.0053 (J)	0.009 (J)	
8/1/2022	0.0066 (J)		<0.01			

ND substitution: RL or RL/2 if <15% NDs.

Confidence Interval

Constituent: Molybdenum (mg/L) Analysis Run 4/18/2023 12:41 PM View: Appendix IV

Plant Bowen Client: Southern Company Data: Bowen AP-1

	BGWC-49D	BGWC-50D	BGWC-51	BGWC-52	BGWC-7	BGWC-8
Mean	0.00595	0.003125	0.008783	0.004067	0.01039	0.004297
Std. Dev.	0.0008583	0.0009106	0.00298	0.0006346	0.002555	0.003786
Upper Lim.	0.007899	0.005192	0.01	0.0053	0.0117	0.002599
Lower Lim.	0.004001	0.001058	0.0027	0.0035	0.0098	0.00121

Confidence Interval

Constituent: Molybdenum (mg/L) Analysis Run 4/18/2023 12:41 PM View: Appendix IV

Plant Bowen Client: Southern Company Data: Bowen AP-1

	BGWC-9
6/6/2016	0.0028 (J)
8/11/2016	0.003 (J)
10/5/2016	0.0032 (J)
12/5/2016	0.0033 (J)
2/15/2017	0.0027 (J)
4/17/2017	0.0025 (J)
5/26/2017	0.0029 (J)
7/11/2017	0.0029 (J)
3/27/2018	0.0031 (J)
6/12/2018	0.0043 (J)
10/17/2018	0.0038 (J)
4/1/2019	0.0027 (J)
9/24/2019	0.0041 (J)
2/20/2020	0.002 (J)
3/19/2020	0.0024 (J)
9/24/2020	0.0034 (J)
2/17/2021	0.0033 (J)
3/24/2021	0.0027 (J)
8/18/2021	0.0028 (J)
2/10/2022	0.0026 (J)
7/26/2022	0.0029 (J)
Mean	0.003019
Std. Dev.	0.000551
Upper Lim.	0.003323
Lower Lim.	0.002715

Confidence Interval

Constituent: Selenium (mg/L) Analysis Run 4/18/2023 12:41 PM View: Appendix IV

Plant Bowen Client: Southern Company Data: Bowen AP-1

	BGWA-6	BGWC-12	BGWC-14A	BGWC-16	BGWC-17	BGWC-18
6/6/2016	<0.005					
6/7/2016		<0.005		<0.005	0.0004 (J)	
6/8/2016						<0.005
8/10/2016	<0.005					
8/11/2016				<0.005	<0.005	
8/12/2016		<0.005				<0.005
10/4/2016	<0.005					
10/6/2016		<0.005				
10/7/2016				<0.005	<0.005	<0.005
12/1/2016	<0.005					
12/5/2016		<0.005				
12/6/2016				<0.005	<0.005	<0.005
2/14/2017	<0.005					
2/15/2017		<0.005				
2/16/2017				0.0012 (J)	<0.005	<0.005
4/13/2017	<0.005					
4/18/2017		<0.005		<0.005		
4/19/2017					<0.005	<0.005
5/25/2017	<0.005					
5/30/2017				<0.005	<0.005	
6/1/2017						<0.005
6/2/2017		<0.005				
7/7/2017	<0.005					
7/13/2017		<0.005				
7/14/2017				<0.005	<0.005	<0.005
3/27/2018				<0.005	<0.005	<0.005
3/28/2018		<0.005				
2/25/2019				<0.005		
2/27/2019					<0.005	<0.005
2/28/2019		<0.005				
4/1/2019		0.0004 (J)				
4/2/2019	0.00031 (J)			0.0006 (J)	0.00077 (J)	0.001 (J)
9/23/2019	<0.005					
9/25/2019		<0.005				
9/26/2019				<0.005	<0.005	<0.005
2/18/2020	<0.005					
2/20/2020				0.0026 (J)		
2/24/2020		<0.005			0.0013 (J)	<0.005
3/19/2020	<0.005	<0.005		0.0019 (J)	0.0022 (J)	
3/20/2020						<0.005
5/22/2020			0.0014 (J)			
6/23/2020			<0.005			
7/28/2020			<0.005			
9/2/2020			<0.005			
9/23/2020	<0.005					
9/24/2020				0.003 (J)	<0.005	<0.005
9/25/2020		<0.005				
10/1/2020			<0.005			
11/10/2020			<0.005			
12/15/2020			<0.005			
1/20/2021			<0.005			
2/18/2021	<0.005		<0.005	0.0017 (J)	<0.005	<0.005

ND substitution: RL or RL/2 if <15% NDs.

Confidence Interval

Constituent: Selenium (mg/L) Analysis Run 4/18/2023 12:41 PM View: Appendix IV

Plant Bowen Client: Southern Company Data: Bowen AP-1

	BGWA-6	BGWC-12	BGWC-14A	BGWC-16	BGWC-17	BGWC-18
2/19/2021		<0.005				
3/24/2021		<0.005	<0.005	0.0017 (J)	<0.005	<0.005
3/31/2021	0.0032 (J)					
8/16/2021	<0.005					
8/18/2021		<0.005	<0.005	<0.005		
8/19/2021					<0.005	<0.005
2/9/2022	<0.005		<0.005			
2/11/2022		<0.005		<0.005	<0.005	
2/16/2022						<0.005
7/26/2022	<0.005		<0.005			
7/27/2022		<0.005		0.0018 (J)	<0.005	<0.005
Mean	0.004639	0.00477	0.004723	0.003725	0.004233	0.0048
Std. Dev.	0.001161	0.001029	0.0009985	0.001665	0.001603	0.0008944
Upper Lim.	0.005	0.005	0.005	0.005	0.005	0.005
Lower Lim.	0.0032	0.0004	0.0014	0.0018	0.0022	0.001

ND substitution: RL or RL/2 if <15% NDs.

Confidence Interval

Constituent: Selenium (mg/L) Analysis Run 4/18/2023 12:41 PM View: Appendix IV

Plant Bowen Client: Southern Company Data: Bowen AP-1

	BGWC-19	BGWC-20	BGWC-21	BGWC-22	BGWC-23	BGWC-24
6/8/2016	0.00043 (J)	<0.005	<0.005	<0.005		
6/9/2016					<0.005	0.00099 (J)
8/12/2016	<0.005	<0.005				
8/18/2016			<0.005	<0.005	<0.005	0.0023 (J)
10/7/2016	<0.005					
10/10/2016		<0.005	0.001 (J)	<0.005	<0.005	0.004 (J)
12/7/2016	<0.005	0.0037 (J)			0.0176	0.0302
12/8/2016			<0.005	0.012		
2/16/2017	<0.005					
2/17/2017		<0.005	<0.005	<0.005		
2/20/2017					<0.005	0.0044 (J)
4/19/2017	<0.005	<0.005	<0.005		<0.005	0.0046 (J)
4/20/2017				<0.005		
6/1/2017	<0.005	<0.005	<0.005			
6/5/2017				0.0018 (J)	<0.005	0.0033 (J)
7/14/2017	<0.005					
7/17/2017					<0.005	0.0052 (J)
7/18/2017		<0.005	<0.005			
7/19/2017				<0.005		
3/27/2018	<0.005					
3/28/2018		<0.005	<0.005			
3/29/2018				<0.005	<0.005	<0.05
2/27/2019		<0.005				
3/1/2019	<0.005			<0.005	<0.005	<0.05
4/3/2019	0.00058 (J)	<0.005	0.00012 (J)	<0.005	<0.005	0.0038 (J)
9/26/2019	<0.005	<0.005				
9/27/2019				<0.005	<0.005	
9/30/2019			<0.005			0.0065 (J)
2/24/2020	0.0013 (J)	<0.005				
2/25/2020				<0.005	0.002 (J)	
2/26/2020			<0.005			0.0077 (J)
3/20/2020	<0.005		<0.005	<0.005		
3/23/2020		<0.005			<0.005	
3/25/2020						0.0067 (J)
9/24/2020			<0.005	0.0026 (J)	<0.005	
9/25/2020						0.01
9/28/2020	<0.005	<0.005				
2/18/2021	<0.005	<0.005				
2/19/2021			<0.005	<0.005	<0.005	0.0065
3/26/2021	<0.005				<0.005	<0.05
3/29/2021		<0.005	<0.005	<0.005		
8/20/2021	<0.005	<0.005	<0.005			
8/23/2021				<0.005	<0.005	0.0045 (J)
2/14/2022					<0.005	
2/15/2022				<0.005		0.0055
2/16/2022	<0.005	<0.005	<0.005			
7/27/2022	<0.005	<0.005				
7/28/2022			<0.005			
8/1/2022					<0.005	
8/2/2022				<0.005		0.0027 (J)
10/21/2022						0.0045 (J)
Mean	0.004365	0.004935	0.004533	0.00507	0.00548	0.008971

ND substitution: RL or RL/2 if <15% NDs.

Confidence Interval

Constituent: Selenium (mg/L) Analysis Run 4/18/2023 12:41 PM View: Appendix IV

Plant Bowen Client: Southern Company Data: Bowen AP-1

	BGWC-19	BGWC-20	BGWC-21	BGWC-22	BGWC-23	BGWC-24
Std. Dev.	0.001557	0.0002907	0.001408	0.001848	0.00293	0.008885
Upper Lim.	0.005	0.005	0.005	0.012	0.0176	0.009913
Lower Lim.	0.0013	0.0037	0.001	0.0026	0.002	0.003819

Confidence Interval

Constituent: Selenium (mg/L) Analysis Run 4/18/2023 12:41 PM View: Appendix IV

Plant Bowen Client: Southern Company Data: Bowen AP-1

	BGWC-30	BGWC-31	BGWC-32	BGWC-34D	BGWC-36D	BGWC-38D
1/23/2017	0.015					
2/7/2017	0.0114					
3/27/2017	0.0092 (J)					
4/17/2017	0.0082 (J)					
5/22/2017	0.0094 (J)					
6/5/2017	0.0118					
7/11/2017	0.012					
8/23/2017	0.0097 (J)					
3/26/2018	<0.01					
3/1/2019	0.01 (J)					
4/2/2019	0.0092 (J)				0.014	
4/4/2019		8E-05 (J)		0.0001 (J)		
4/5/2019			0.00015 (J)			
9/24/2019		<0.005		<0.005		
9/26/2019			<0.005			
9/27/2019	0.0033 (J)				0.0071 (J)	
2/26/2020	<0.01	<0.005			0.0029 (J)	
2/27/2020			<0.005	<0.005		<0.005
3/23/2020	0.0041 (J)	<0.005			0.0033 (J)	
3/24/2020			<0.005	<0.005		<0.005
9/2/2020						0.003 (J)
9/25/2020	0.0035 (J)		<0.005			
9/28/2020		<0.005		<0.005	0.0076 (J)	
2/19/2021				<0.005		
2/22/2021		<0.005				
2/23/2021			<0.005			
3/8/2021	0.0048 (J)				0.011	
3/9/2021						0.005
3/25/2021	0.0021 (J)				0.012	
3/29/2021		<0.005				<0.005
3/30/2021			<0.005	<0.005		
8/19/2021	0.0052					<0.005
8/20/2021		<0.005				
8/23/2021					0.0086	
8/24/2021				<0.005		
8/25/2021			<0.005			
2/14/2022	0.0084				0.011	<0.005
2/16/2022		<0.005	<0.005	<0.005		
7/28/2022		<0.005		<0.005		
7/29/2022			<0.005		0.011	
8/1/2022	0.0074					
8/2/2022						<0.005
Mean	0.007735	0.004508	0.004515	0.00451	0.00885	0.00475
Std. Dev.	0.003482	0.001556	0.001534	0.00155	0.00367	0.0007071
Upper Lim.	0.009712	0.005	0.005	0.005	0.01212	0.005
Lower Lim.	0.005758	0.005	0.005	0.005	0.005576	0.003

ND substitution: RL or RL/2 if <15% NDs.

Confidence Interval

Constituent: Selenium (mg/L) Analysis Run 4/18/2023 12:41 PM View: Appendix IV

Plant Bowen Client: Southern Company Data: Bowen AP-1

	BGWC-39	BGWC-40	BGWC-41D	BGWC-42D	BGWC-43D	BGWC-51
2/27/2020	<0.005					
2/28/2020		0.0018 (J)				
3/24/2020	<0.005					
3/25/2020		0.0039 (J)				
9/2/2020			0.0016 (J)			
9/3/2020				0.0022 (J)	0.0028 (J)	
9/29/2020	0.002 (J)	0.005 (J)				
1/28/2021						0.014
2/22/2021	<0.005	0.0094	<0.005	<0.005		
2/23/2021						0.013
3/8/2021					<0.005	
3/29/2021					<0.005	
3/30/2021		0.0098				0.01 (J)
3/31/2021	0.002 (J)		0.0016 (J)			
4/1/2021				0.0027 (J)		
8/20/2021				<0.005		
8/23/2021					<0.005	0.013
8/24/2021	<0.005	0.0096	<0.005			
2/14/2022						0.0042 (J)
2/15/2022			<0.005		<0.005	
2/16/2022	<0.005	0.0084				
2/17/2022				<0.005		
7/28/2022		0.007		<0.005		
7/29/2022			<0.005			
8/1/2022					<0.005	0.0036 (J)
8/2/2022	<0.005					
Mean	0.00425	0.006863	0.003867	0.00415	0.004633	0.009633
Std. Dev.	0.001389	0.002996	0.001756	0.001326	0.0008981	0.004643
Upper Lim.	0.005	0.01004	0.005	0.005	0.005	0.01488
Lower Lim.	0.002	0.003687	0.0016	0.0022	0.0028	0.0004256

ND substitution: RL or RL/2 if <15% NDs.

Confidence Interval

Constituent: Selenium (mg/L) Analysis Run 4/18/2023 12:41 PM View: Appendix IV

Plant Bowen Client: Southern Company Data: Bowen AP-1

	BGWC-52	BGWC-8	BGWC-9
6/6/2016			0.00031 (J)
6/7/2016		4.8E-05 (J)	
8/10/2016		<0.005	
8/11/2016			0.001 (J)
10/4/2016		<0.005	
10/5/2016			0.0017 (J)
12/2/2016		<0.005	
12/5/2016			<0.005
2/14/2017		<0.005	
2/15/2017			<0.005
4/14/2017		<0.005	
4/17/2017			<0.005
5/26/2017		<0.005	0.0014 (J)
7/10/2017		<0.005	
7/11/2017			<0.005
3/26/2018		<0.005	
3/27/2018			<0.005
2/25/2019		<0.005	
4/1/2019		0.00015 (J)	0.0004 (J)
9/24/2019		<0.005	<0.005
2/19/2020		<0.005	
2/20/2020			<0.005
3/18/2020		<0.005	
3/19/2020			0.0015 (J)
9/23/2020		<0.005	
9/24/2020			<0.005
1/28/2021	<0.005		
2/16/2021		<0.005	
2/17/2021			<0.005
2/23/2021	0.0016 (J)		
3/24/2021		<0.005	<0.005
3/30/2021	<0.005		
8/18/2021		<0.005	0.0014 (J)
8/23/2021	<0.005		
2/10/2022		<0.005	<0.005
2/14/2022	0.0018 (J)		
7/26/2022		<0.005	0.0015 (J)
7/28/2022	<0.005		
Mean	0.0039	0.00451	0.003379
Std. Dev.	0.001705	0.001509	0.00198
Upper Lim.	0.005	0.005	0.005
Lower Lim.	0.0016	0.00015	0.0014

ND substitution: RL or RL/2 if <15% NDs.

Confidence Interval

Constituent: Thallium (mg/L) Analysis Run 4/18/2023 12:41 PM View: Appendix IV

Plant Bowen Client: Southern Company Data: Bowen AP-1

	BGWA-6	BGWC-12	BGWC-14A	BGWC-16	BGWC-17	BGWC-18
6/6/2016	<0.001					
6/7/2016		<0.001		0.0002 (J)	8.5E-05 (J)	
6/8/2016						<0.001
8/10/2016	7E-05 (J)					
8/11/2016				0.0002 (J)	8E-05 (J)	
8/12/2016		9E-05 (J)				6E-05 (J)
10/4/2016	<0.001					
10/6/2016		<0.001				
10/7/2016				0.0002 (J)	<0.001	<0.001
12/1/2016	<0.001					
12/5/2016		<0.001				
12/6/2016				0.0003 (J)	<0.001	<0.001
2/14/2017	<0.001					
2/15/2017		<0.001				
2/16/2017				0.0003 (J)	<0.001	<0.001
4/13/2017	0.0001 (J)					
4/18/2017		9E-05 (J)		0.0002 (J)		
4/19/2017					8E-05 (J)	<0.001
5/25/2017	6E-05 (J)					
5/30/2017				0.0002 (J)	9E-05 (J)	
6/1/2017						<0.001
6/2/2017		<0.001				
7/7/2017	7E-05 (J)					
7/13/2017		8E-05 (J)				
7/14/2017				0.0002 (J)	9E-05 (J)	<0.001
3/27/2018				0.00019 (J)	<0.001	<0.001
3/28/2018		<0.001				
6/12/2018				0.0002 (J)		
6/14/2018		<0.001			<0.001	<0.001
10/16/2018	<0.001					
10/17/2018		<0.001			<0.001	
10/18/2018				0.0002 (J)		<0.001
2/25/2019				0.00023 (J)		
2/27/2019					<0.001	<0.001
2/28/2019		<0.001				
4/1/2019		<0.001				
4/2/2019	6.2E-05 (J)			0.0002 (J)	7.5E-05 (J)	<0.001
9/23/2019	6E-05 (J)					
9/25/2019		6E-05 (J)				
9/26/2019				0.00023 (J)	0.00026 (J)	7.1E-05 (J)
2/18/2020	5.3E-05 (J)					
2/20/2020				0.00028 (J)		
2/24/2020		<0.001			5.9E-05 (J)	6.8E-05 (J)
3/19/2020	6.1E-05 (J)	6.2E-05 (J)		0.00022 (J)	6.1E-05 (J)	
3/20/2020						<0.001
5/22/2020			0.00016 (J)			
6/23/2020			0.00011 (J)			
7/28/2020			0.00026 (J)			
9/2/2020			0.00035 (J)			
9/23/2020	<0.001					
9/24/2020				0.00024 (J)	0.00018 (J)	<0.001
9/25/2020		<0.001				

ND substitution: RL or RL/2 if <15% NDs.

Confidence Interval

Constituent: Thallium (mg/L) Analysis Run 4/18/2023 12:41 PM View: Appendix IV

Plant Bowen Client: Southern Company Data: Bowen AP-1

	BGWA-6	BGWC-12	BGWC-14A	BGWC-16	BGWC-17	BGWC-18
10/1/2020			0.0005 (J)			
11/10/2020			0.00044 (J)			
12/15/2020			0.00044			
1/20/2021			0.00031 (J)			
2/18/2021	<0.001		0.00077 (J)	0.00023 (J)	<0.001	<0.001
2/19/2021		<0.001				
3/24/2021		<0.001	0.00023 (J)	0.00019 (J)	<0.001	<0.001
3/31/2021	0.00017 (J)					
8/16/2021	<0.001					
8/18/2021		<0.001	0.00039 (J)	0.00023 (J)		
8/19/2021					<0.001	<0.001
2/9/2022	<0.001		0.00024 (J)			
2/11/2022		<0.001		0.00024 (J)	<0.001	
2/16/2022						<0.001
7/26/2022	<0.001		0.00047 (J)			
7/27/2022		<0.001		0.00025 (J)	<0.001	<0.001
Mean	0.0005635	0.0007901	0.0003592	0.0002241	0.0005936	0.0008727
Std. Dev.	0.0004734	0.0003962	0.0001732	3.347E-05	0.0004575	0.000328
Upper Lim.	0.001	0.001	0.000488	0.00024	0.001	0.001
Lower Lim.	6.1E-05	9E-05	0.0002305	0.0002	8.5E-05	7.1E-05

ND substitution: RL or RL/2 if <15% NDs.

Confidence Interval

Constituent: Thallium (mg/L) Analysis Run 4/18/2023 12:41 PM View: Appendix IV

Plant Bowen Client: Southern Company Data: Bowen AP-1

	BGWC-19	BGWC-20	BGWC-22	BGWC-23	BGWC-24	BGWC-30
6/8/2016	8.5E-05 (J)	<0.001	0.00035 (J)			
6/9/2016				0.0001 (J)	0.00022 (J)	
8/12/2016	8E-05 (J)	<0.001				
8/18/2016			0.0005 (J)	<0.001	<0.001	
10/7/2016	<0.001					
10/10/2016		<0.001	0.0006 (J)	<0.001	0.0003 (J)	
12/7/2016	<0.001	<0.001		<0.001	<0.001	
12/8/2016			0.0005 (J)			
1/23/2017						0.0008 (J)
2/7/2017						0.0008 (J)
2/16/2017	<0.001					
2/17/2017		<0.001	0.0006 (J)			
2/20/2017				<0.001	0.0003 (J)	
3/27/2017						0.0006 (J)
4/17/2017						0.0007 (J)
4/19/2017	6E-05 (J)	<0.001		<0.001	0.0004 (J)	
4/20/2017			0.0006 (J)			
5/22/2017						0.0008 (J)
6/1/2017	8E-05 (J)	<0.001				
6/5/2017			0.0006 (J)	<0.001	0.0004 (J)	0.0007 (J)
7/11/2017						0.0007 (J)
7/14/2017	8E-05 (J)					
7/17/2017				<0.001	0.0004 (J)	
7/18/2017		<0.001				
7/19/2017			0.0007 (J)			
8/23/2017						0.0007 (J)
3/26/2018						0.00058 (J)
3/27/2018	<0.001					
3/28/2018		<0.001				
3/29/2018			0.00063 (J)	<0.001	0.00048 (J)	
6/13/2018		<0.001		<0.001	0.00053 (J)	
6/14/2018			0.00069 (J)			
6/15/2018	<0.001					0.00056 (J)
10/19/2018	<0.001					
10/22/2018		<0.001	0.00071 (J)	<0.001	0.00047 (J)	0.00034 (J)
2/27/2019		<0.001				
3/1/2019	<0.001		0.00074 (J)	<0.001	0.0007 (J)	0.00024 (J)
4/2/2019						0.00024 (J)
4/3/2019	<0.001	<0.001	0.0007 (J)	<0.001	0.00064 (J)	
9/26/2019	8E-05 (J)	<0.001				
9/27/2019			0.00088 (J)	0.00018 (J)		0.00014 (J)
9/30/2019					0.00069 (J)	
2/24/2020	<0.001	<0.001				
2/25/2020			0.00062 (J)	0.00015 (J)		
2/26/2020					0.00073 (J)	8.5E-05 (J)
3/20/2020	<0.001		0.00063 (J)			
3/23/2020		0.0002 (J)		0.00016 (J)		9.1E-05 (J)
3/25/2020					0.00066 (J)	
9/24/2020			0.001	0.00038 (J)		
9/25/2020					0.00057 (J)	<0.001
9/28/2020	<0.001	<0.001				
2/18/2021	<0.001	<0.001				

ND substitution: RL or RL/2 if <15% NDs.

Confidence Interval

Constituent: Thallium (mg/L) Analysis Run 4/18/2023 12:41 PM View: Appendix IV

Plant Bowen Client: Southern Company Data: Bowen AP-1

	BGWC-19	BGWC-20	BGWC-22	BGWC-23	BGWC-24	BGWC-30
2/19/2021			0.00089 (J)	0.00039 (J)	0.0005 (J)	
3/8/2021						<0.001
3/25/2021						<0.001
3/26/2021	<0.001			0.00069 (J)	0.00057 (J)	
3/29/2021		<0.001	0.0009 (J)			
8/19/2021						0.00022 (J)
8/20/2021	<0.001	0.00025 (J)				
8/23/2021			0.00088 (J)	<0.001	0.00051 (J)	
2/14/2022				<0.001		<0.001
2/15/2022			0.0011		0.00045 (J)	
2/16/2022	0.00021 (J)	<0.001				
7/27/2022	<0.001	<0.001				
8/1/2022				<0.001		<0.001
8/2/2022			0.00098 (J)		<0.001	
10/21/2022					0.00032 (J)	
Mean	0.0007125	0.0009295	0.0007182	0.000775	0.000493	0.0006044
Std. Dev.	0.0004316	0.0002282	0.0001855	0.0003552	0.0001363	0.0003214
Upper Lim.	0.001	0.001	0.0008177	0.001	0.0005643	0.0004833
Lower Lim.	8.5E-05	0.00025	0.0006186	0.00039	0.0004218	0.0002275

ND substitution: RL or RL/2 if <15% NDs.

Confidence Interval

Constituent: Thallium (mg/L) Analysis Run 4/18/2023 12:41 PM View: Appendix IV

Plant Bowen Client: Southern Company Data: Bowen AP-1

	BGWC-32	BGWC-34D	BGWC-35D	BGWC-36D	BGWC-38D	BGWC-39
10/17/2018				0.00026 (J)		
10/19/2018		<0.001				
10/22/2018	0.00014 (J)		<0.001			
4/2/2019				0.00022 (J)		
4/4/2019		<0.001	<0.001			
4/5/2019	0.00046 (J)					
9/24/2019		<0.001				
9/26/2019	0.00017 (J)		<0.001			
9/27/2019				0.00037 (J)		
2/25/2020			<0.001			
2/26/2020				0.00013 (J)		
2/27/2020	0.00013 (J)	8.9E-05 (J)			0.0027	0.00017 (J)
3/23/2020				0.00011 (J)		
3/24/2020	8.4E-05 (J)	<0.001			5.6E-05 (J)	0.00013 (J)
3/25/2020			6.8E-05 (J)			
9/2/2020					0.00042 (J)	
9/25/2020	0.00014 (J)		<0.001			
9/28/2020		<0.001		0.00019 (J)		
9/29/2020						0.00025 (J)
2/19/2021		<0.001				
2/22/2021			0.00016 (J)			0.00021 (J)
2/23/2021	0.00015 (J)					
3/8/2021				0.0002 (J)		
3/9/2021					<0.001	
3/25/2021				0.00019 (J)		
3/26/2021			<0.001			
3/29/2021					0.00018 (J)	
3/30/2021	0.00016 (J)	<0.001				
3/31/2021						0.00017 (J)
8/19/2021					<0.001	
8/20/2021			0.00026 (J)			
8/23/2021				0.00024 (J)		
8/24/2021		<0.001				0.00027 (J)
8/25/2021	<0.001					
2/14/2022				0.00022 (J)	<0.001	
2/16/2022	<0.001	<0.001				<0.001
2/17/2022			<0.001			
7/28/2022		<0.001	0.00022 (J)			
7/29/2022	<0.001			0.00018 (J)		
8/2/2022					<0.001	<0.001
Mean	0.0004031	0.0009172	0.0007007	0.00021	0.0009195	0.0004
Std. Dev.	0.0003955	0.0002747	0.0004177	6.885E-05	0.0008227	0.0003731
Upper Lim.	0.001	0.001	0.001	0.0002674	0.001086	0.001
Lower Lim.	0.00013	0.001	0.00016	0.0001526	1.754E-05	0.00013

ND substitution: RL or RL/2 if <15% NDs.

Confidence Interval

Constituent: Thallium (mg/L) Analysis Run 4/18/2023 12:41 PM View: Appendix IV

Plant Bowen Client: Southern Company Data: Bowen AP-1

	BGWC-40	BGWC-43D	BGWC-51	BGWC-52	BGWC-7	BGWC-9
6/6/2016						<0.001
6/8/2016					<0.001	
8/11/2016					<0.001	<0.001
10/5/2016						<0.001
10/6/2016					<0.001	
12/5/2016						<0.001
12/6/2016					<0.001	
2/15/2017					<0.001	<0.001
4/17/2017						<0.001
4/18/2017					<0.001	
5/26/2017						<0.001
6/2/2017					<0.001	
7/11/2017						<0.001
7/14/2017					<0.001	
3/27/2018					<0.001	<0.001
6/12/2018						<0.001
6/13/2018					<0.001	
10/17/2018						<0.001
10/18/2018					<0.001	
2/28/2019					<0.001	
4/1/2019						6.5E-05 (J)
4/2/2019					7E-05 (J)	
9/24/2019					8.7E-05 (J)	<0.001
2/20/2020						0.00022 (J)
2/21/2020					9.6E-05 (J)	
2/28/2020	<0.001					
3/19/2020					0.00011 (J)	0.00018 (J)
3/25/2020	0.00014 (J)					
9/3/2020		0.0024				
9/24/2020						<0.001
9/25/2020					<0.001	
9/29/2020	<0.001					
1/28/2021			0.0002 (J)	0.00045 (J)		
2/17/2021						<0.001
2/18/2021					<0.001	
2/22/2021	<0.001					
2/23/2021			<0.001	0.00023 (J)		
3/8/2021		0.0015				
3/24/2021						<0.001
3/29/2021		0.0016				
3/30/2021	<0.001		0.0004 (J)	0.00024 (J)	0.00015 (J)	
8/18/2021						<0.001
8/19/2021					0.00023 (J)	
8/23/2021		0.0028	<0.001	0.00037 (J)		
8/24/2021	<0.001					
2/10/2022						<0.001
2/11/2022					0.0003 (J)	
2/14/2022			<0.001	<0.001		
2/15/2022		0.0034				
2/16/2022	<0.001					
7/26/2022						<0.001
7/28/2022	<0.001			<0.001	0.00029 (J)	

ND substitution: RL or RL/2 if <15% NDs.

Confidence Interval

Constituent: Thallium (mg/L) Analysis Run 4/18/2023 12:41 PM View: Appendix IV

Plant Bowen Client: Southern Company Data: Bowen AP-1

	BGWC-40	BGWC-43D	BGWC-51	BGWC-52	BGWC-7	BGWC-9
8/1/2022		0.0028	<0.001			
Mean	0.0008925	0.002417	0.0007667	0.0005483	0.000697	0.0008793
Std. Dev.	0.0003041	0.0007441	0.000367	0.0003594	0.0004139	0.0003041
Upper Lim.	0.001	0.003439	0.001	0.0004527	0.001	0.001
Lower Lim.	0.00014	0.001394	0.0002	0.0002038	0.00023	0.00022

ND substitution: RL or RL/2 if <15% NDs.

Non-Parametric Confidence Interval

Compliance Limit is not exceeded.

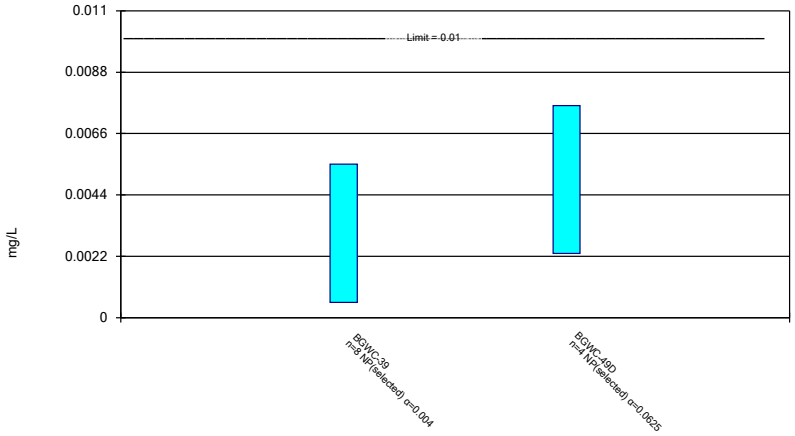

Normality testing disabled.

Constituent: Arsenic Analysis Run 4/18/2023 12:44 PM View: Appendix IV Nonparametric

Plant Bowen Client: Southern Company Data: Bowen AP-1

Sanitas™ v.9.6.37 Groundwater Stats Consulting. UG

Non-Parametric Confidence Interval

Compliance Limit is not exceeded.

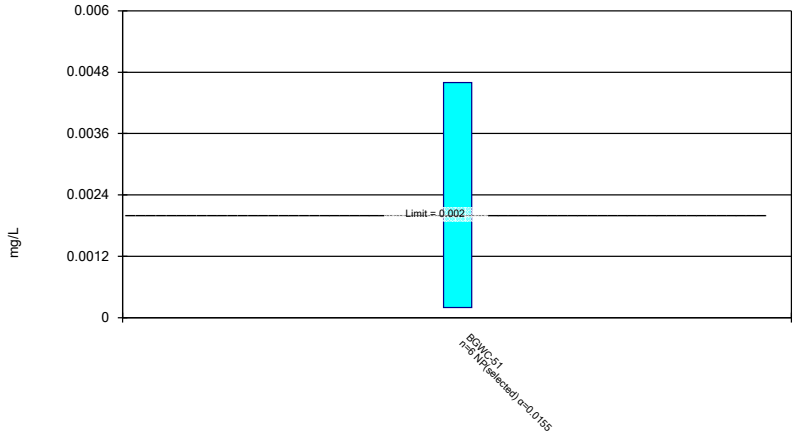

Normality testing disabled.

Constituent: Mercury Analysis Run 4/18/2023 12:44 PM View: Appendix IV Nonparametric

Plant Bowen Client: Southern Company Data: Bowen AP-1

Confidence Interval

Constituent: Arsenic (mg/L) Analysis Run 4/18/2023 12:45 PM View: Appendix IV Nonparametric

Plant Bowen Client: Southern Company Data: Bowen AP-1

	BGWC-39	BGWC-49D
2/27/2020	0.00055 (J)	
3/24/2020	<0.005	
9/29/2020	<0.005	
2/22/2021	0.0026 (J)	
3/31/2021	<0.005	
4/19/2021		0.0023 (J)
8/24/2021	0.0028 (J)	0.003 (J)
2/16/2022	0.0052	
2/17/2022		0.0057
8/1/2022		0.0076
8/2/2022	0.0055	
Mean	0.003956	0.00465
Std. Dev.	0.001772	0.002453
Upper Lim.	0.0055	0.0076
Lower Lim.	0.00055	0.0023

ND substitution: RL or RL/2 if <15% NDs.

Confidence Interval

Constituent: Mercury (mg/L) Analysis Run 4/18/2023 12:45 PM View: Appendix IV Nonparametric

Plant Bowen Client: Southern Company Data: Bowen AP-1

	BGWC-51
1/28/2021	0.0046
2/23/2021	0.0033
3/30/2021	0.002
8/23/2021	0.0014
2/14/2022	0.00025
8/1/2022	<0.0002
Mean	0.001958
Std. Dev.	0.001738
Upper Lim.	0.0046
Lower Lim.	0.0002

ND substitution: RL or RL/2 if <15% NDs.

FIGURE I.

Appendix IV Trend Tests - Significant Results

Plant Bowen Client: Southern Company Data: Bowen AP-1 Printed 4/18/2023, 2:04 PM

Constituent	Well	Slope	Calc.	Critical	Sig.	N	%NDs	Normality	Xform	Alpha	Method
Cobalt (mg/L)	**BGWC-22**	**0.004271**	**236**	**111**	**Yes**	**25**	**0**	**n/a**	**n/a**	**0.01**	**NP**

Appendix IV Trend Tests - All Results

Plant Bowen Client: Southern Company Data: Bowen AP-1 Printed 4/18/2023, 2:04 PM

Constituent	Well	Slope	Calc.	Critical	Sig.	N	%NDs	Normality	Xform	Alpha	Method
Arsenic (mg/L)	BGWA-2 (bg)	0	42	92	No	22	50	n/a	n/a	0.01	NP
Arsenic (mg/L)	BGWA-29 (bg)	0	18	92	No	22	59.09	n/a	n/a	0.01	NP
Arsenic (mg/L)	BGWA-33 (bg)	0.0004148	10	30	No	10	20	n/a	n/a	0.01	NP
Arsenic (mg/L)	BGWA-47D (bg)	0	10	43	No	13	69.23	n/a	n/a	0.01	NP
Arsenic (mg/L)	BGWA-48D (bg)	0.0006897	22	43	No	13	38.46	n/a	n/a	0.01	NP
Arsenic (mg/L)	BGWC-34D	0	8	43	No	13	0	n/a	n/a	0.01	NP
Cobalt (mg/L)	BGWA-2 (bg)	0	11	98	No	23	86.96	n/a	n/a	0.01	NP
Cobalt (mg/L)	BGWA-29 (bg)	0	0	92	No	22	100	n/a	n/a	0.01	NP
Cobalt (mg/L)	BGWA-33 (bg)	0	9	30	No	10	90	n/a	n/a	0.01	NP
Cobalt (mg/L)	BGWA-47D (bg)	0	10	43	No	13	92.31	n/a	n/a	0.01	NP
Cobalt (mg/L)	BGWA-48D (bg)	0	11	43	No	13	84.62	n/a	n/a	0.01	NP
Cobalt (mg/L)	**BGWC-22**	**0.004271**	**236**	**111**	**Yes**	**25**	**0**	**n/a**	**n/a**	**0.01**	**NP**
Molybdenum (mg/L)	BGWA-2 (bg)	0	22	98	No	23	47.83	n/a	n/a	0.01	NP
Molybdenum (mg/L)	BGWA-29 (bg)	0	-3	-92	No	22	95.45	n/a	n/a	0.01	NP
Molybdenum (mg/L)	BGWA-33 (bg)	-0.003088	-28	-34	No	11	0	n/a	n/a	0.01	NP
Molybdenum (mg/L)	BGWA-47D (bg)	0	12	43	No	13	92.31	n/a	n/a	0.01	NP
Molybdenum (mg/L)	BGWA-48D (bg)	-0.001741	-42	-43	No	13	0	n/a	n/a	0.01	NP
Molybdenum (mg/L)	BGWC-43D	0.02402	10	25	No	9	0	n/a	n/a	0.01	NP

Sanitas™ v.9.6.37 Groundwater Stats Consulting. UG
Hollow symbols indicate censored values.

Sen's Slope Estimator

BGWA-2 (bg)

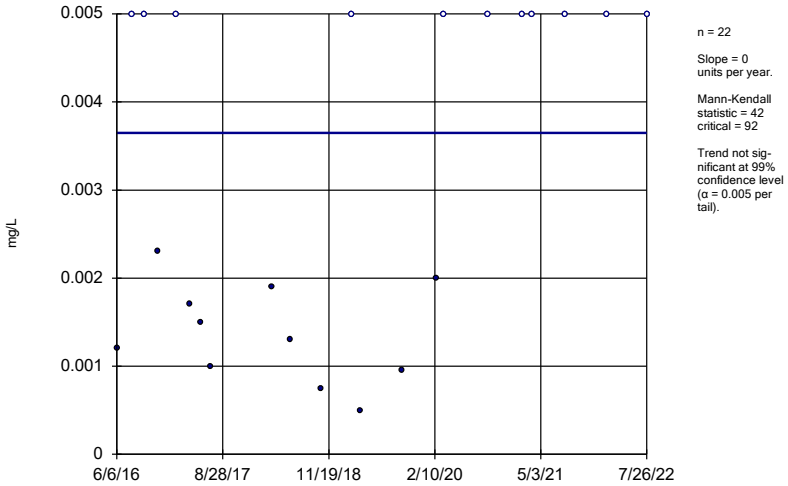

n = 22

Slope = 0 units per year.

Mann-Kendall statistic = 42
critical = 92

Trend not significant at 99% confidence level (α = 0.005 per tail).

Constituent: Arsenic Analysis Run 4/18/2023 2:04 PM View: Appendix IV Trend Tests
Plant Bowen Client: Southern Company Data: Bowen AP-1

Sanitas™ v.9.6.37 Groundwater Stats Consulting. UG
Hollow symbols indicate censored values.

Sen's Slope Estimator

BGWA-29 (bg)

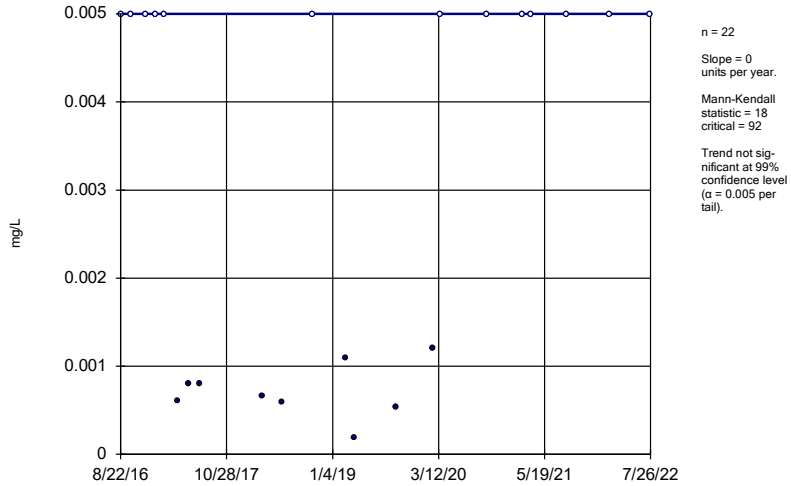

n = 22

Slope = 0 units per year.

Mann-Kendall statistic = 18
critical = 92

Trend not significant at 99% confidence level (α = 0.005 per tail).

Constituent: Arsenic Analysis Run 4/18/2023 2:04 PM View: Appendix IV Trend Tests
Plant Bowen Client: Southern Company Data: Bowen AP-1

Sanitas™ v.9.6.37 Groundwater Stats Consulting. UG
Hollow symbols indicate censored values.

Sen's Slope Estimator

BGWA-33 (bg)

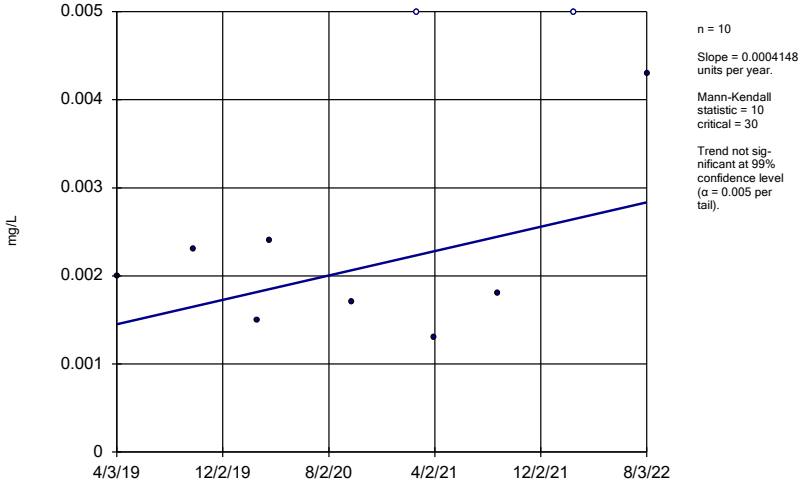

n = 10

Slope = 0.0004148 units per year.

Mann-Kendall statistic = 10
critical = 30

Trend not significant at 99% confidence level (α = 0.005 per tail).

Constituent: Arsenic Analysis Run 4/18/2023 2:04 PM View: Appendix IV Trend Tests
Plant Bowen Client: Southern Company Data: Bowen AP-1

Sanitas™ v.9.6.37 Groundwater Stats Consulting. UG
Hollow symbols indicate censored values.

Sen's Slope Estimator

BGWA-47D (bg)

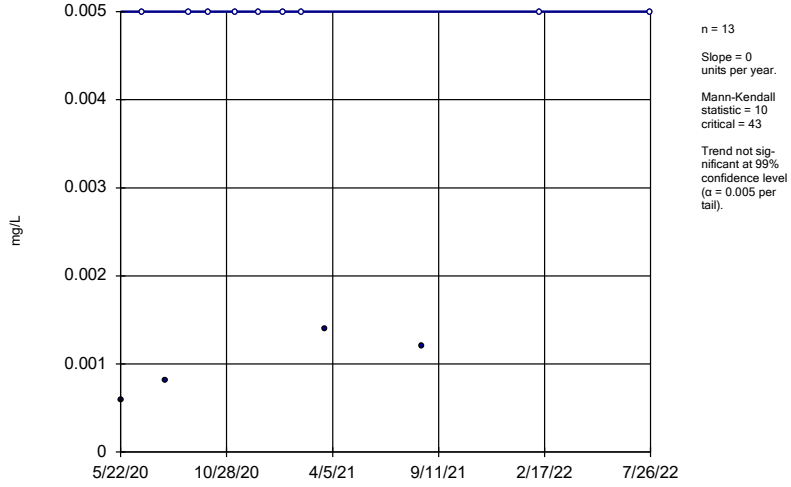

n = 13

Slope = 0 units per year.

Mann-Kendall statistic = 10
critical = 43

Trend not significant at 99% confidence level (α = 0.005 per tail).

Constituent: Arsenic Analysis Run 4/18/2023 2:04 PM View: Appendix IV Trend Tests
Plant Bowen Client: Southern Company Data: Bowen AP-1

Sanitas™ v.9.6.37 Groundwater Stats Consulting. UG
Hollow symbols indicate censored values.

Sen's Slope Estimator

BGWA-48D (bg)

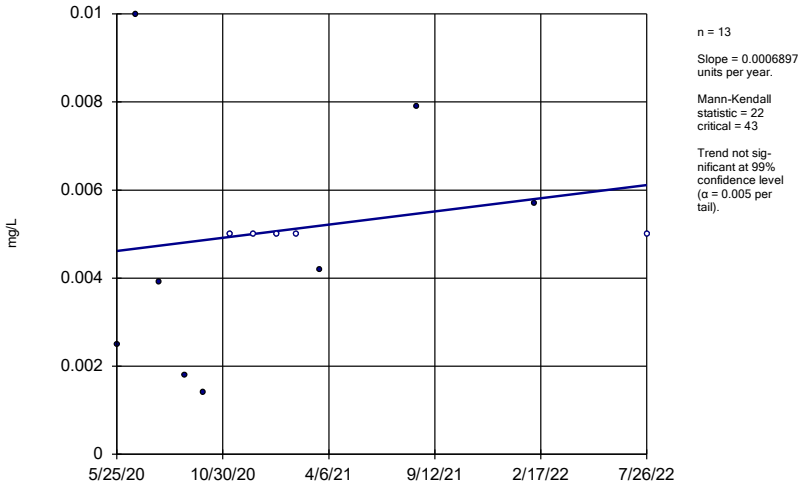

n = 13

Slope = 0.0006897 units per year.

Mann-Kendall statistic = 22
critical = 43

Trend not significant at 99% confidence level (α = 0.005 per tail).

Constituent: Arsenic Analysis Run 4/18/2023 2:04 PM View: Appendix IV Trend Tests
Plant Bowen Client: Southern Company Data: Bowen AP-1

Sanitas™ v.9.6.37 Groundwater Stats Consulting. UG

Sen's Slope Estimator

BGWC-34D

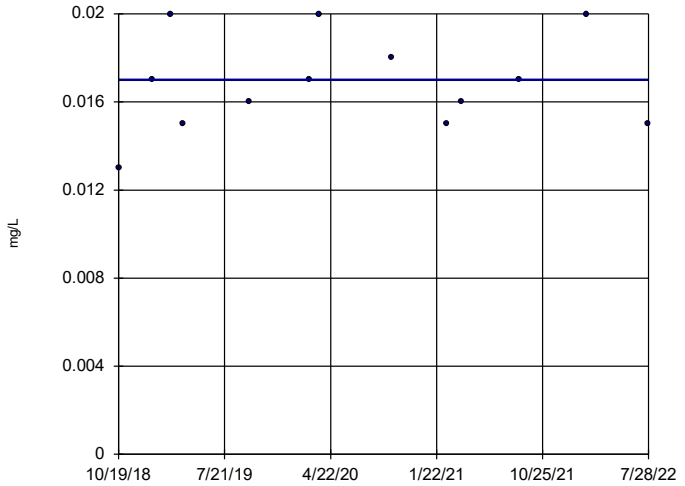

n = 13

Slope = 0 units per year.

Mann-Kendall statistic = 8
critical = 43

Trend not significant at 99% confidence level (α = 0.005 per tail).

Constituent: Arsenic Analysis Run 4/18/2023 2:04 PM View: Appendix IV Trend Tests
Plant Bowen Client: Southern Company Data: Bowen AP-1

Sanitas™ v.9.6.37 Groundwater Stats Consulting. UG
Hollow symbols indicate censored values.

Sen's Slope Estimator

BGWA-2 (bg)

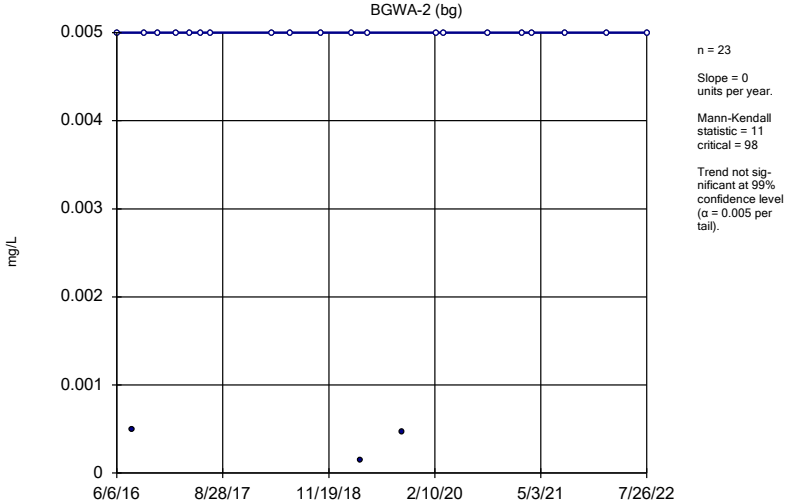

n = 23

Slope = 0 units per year.

Mann-Kendall statistic = 11
critical = 98

Trend not significant at 99% confidence level (α = 0.005 per tail).

Constituent: Cobalt Analysis Run 4/18/2023 2:04 PM View: Appendix IV Trend Tests
Plant Bowen Client: Southern Company Data: Bowen AP-1

Sanitas™ v.9.6.37 Groundwater Stats Consulting. UG
Hollow symbols indicate censored values.

Sen's Slope Estimator

BGWA-29 (bg)

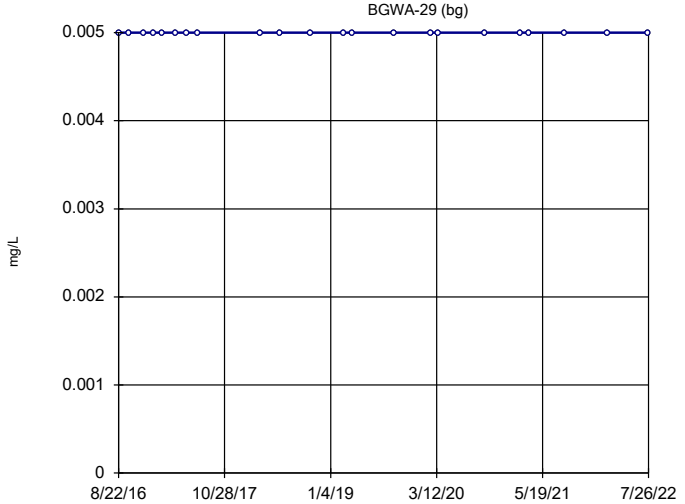

n = 22

Slope = 0 units per year.

Mann-Kendall statistic = 0
critical = 92

Trend not significant at 99% confidence level (α = 0.005 per tail).

Constituent: Cobalt Analysis Run 4/18/2023 2:04 PM View: Appendix IV Trend Tests
Plant Bowen Client: Southern Company Data: Bowen AP-1

Sanitas™ v.9.6.37 Groundwater Stats Consulting. UG
Hollow symbols indicate censored values.

Sen's Slope Estimator

BGWA-33 (bg)

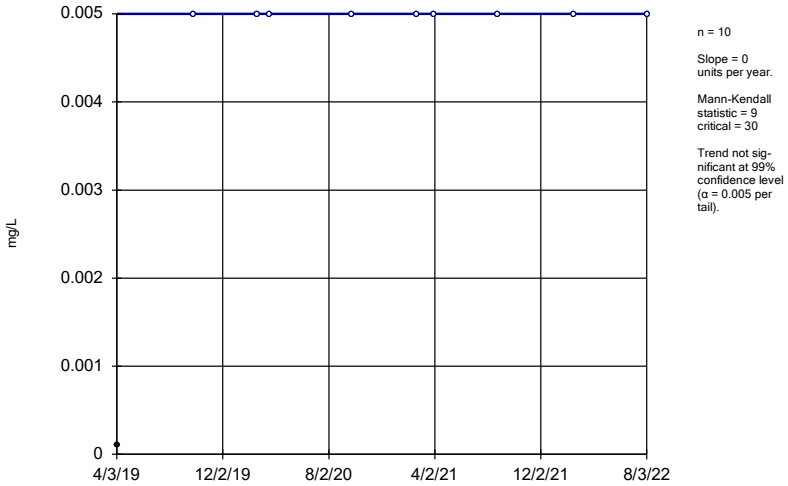

n = 10

Slope = 0 units per year.

Mann-Kendall statistic = 9
critical = 30

Trend not significant at 99% confidence level (α = 0.005 per tail).

Constituent: Cobalt Analysis Run 4/18/2023 2:04 PM View: Appendix IV Trend Tests
Plant Bowen Client: Southern Company Data: Bowen AP-1

Sanitas™ v.9.6.37 Groundwater Stats Consulting. UG
Hollow symbols indicate censored values.

Sen's Slope Estimator

BGWA-47D (bg)

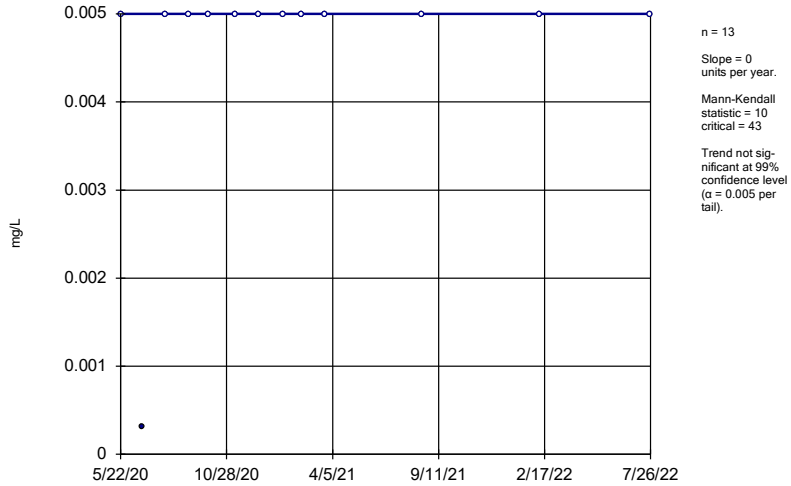

n = 13

Slope = 0 units per year.

Mann-Kendall statistic = 10
critical = 43

Trend not significant at 99% confidence level (α = 0.005 per tail).

Constituent: Cobalt Analysis Run 4/18/2023 2:04 PM View: Appendix IV Trend Tests
Plant Bowen Client: Southern Company Data: Bowen AP-1

Sanitas™ v.9.6.37 Groundwater Stats Consulting. UG
Hollow symbols indicate censored values.

Sen's Slope Estimator

BGWA-48D (bg)

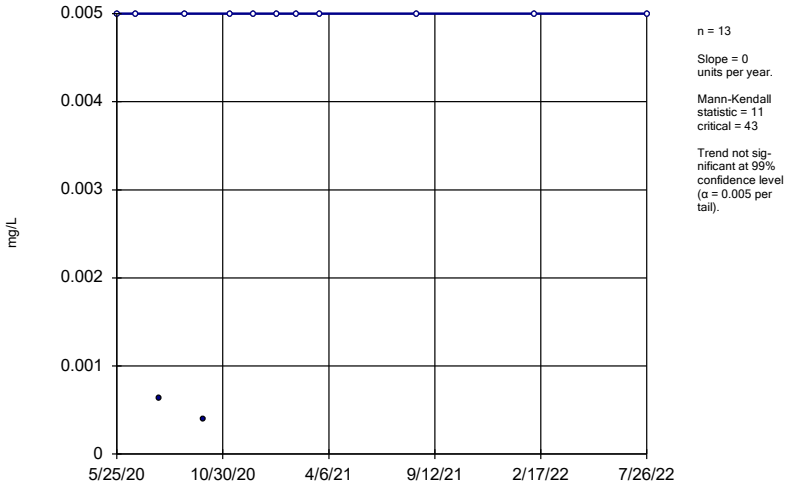

n = 13

Slope = 0 units per year.

Mann-Kendall statistic = 11
critical = 43

Trend not significant at 99% confidence level (α = 0.005 per tail).

Constituent: Cobalt Analysis Run 4/18/2023 2:04 PM View: Appendix IV Trend Tests
Plant Bowen Client: Southern Company Data: Bowen AP-1

Sanitas™ v.9.6.37 Groundwater Stats Consulting. UG

Sen's Slope Estimator

BGWC-22

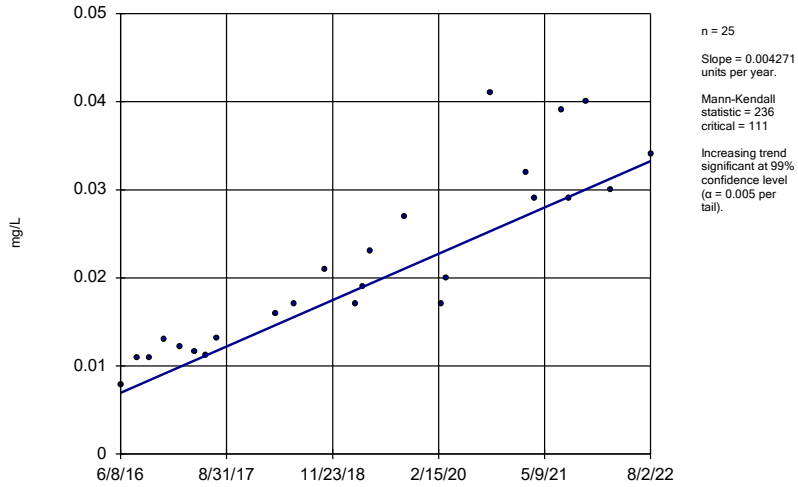

n = 25

Slope = 0.004271 units per year.

Mann-Kendall statistic = 236
critical = 111

Increasing trend significant at 99% confidence level (α = 0.005 per tail).

Constituent: Cobalt Analysis Run 4/18/2023 2:04 PM View: Appendix IV Trend Tests
Plant Bowen Client: Southern Company Data: Bowen AP-1

Sanitas™ v.9.6.37 Groundwater Stats Consulting. UG
Hollow symbols indicate censored values.

Sen's Slope Estimator

BGWA-2 (bg)

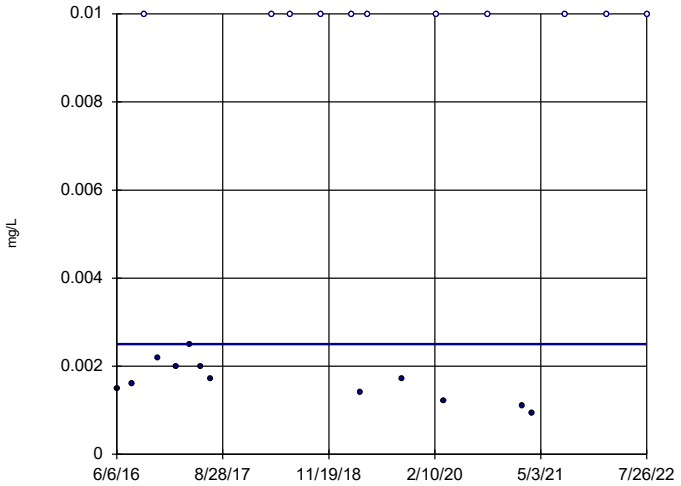

n = 23

Slope = 0
units per year.

Mann-Kendall
statistic = 22
critical = 98

Trend not sig-
nificant at 99%
confidence level
(α = 0.005 per
tail).

Constituent: Molybdenum Analysis Run 4/18/2023 2:04 PM View: Appendix IV Trend Tests
Plant Bowen Client: Southern Company Data: Bowen AP-1

Sanitas™ v.9.6.37 Groundwater Stats Consulting. UG
Hollow symbols indicate censored values.

Sen's Slope Estimator

BGWA-29 (bg)

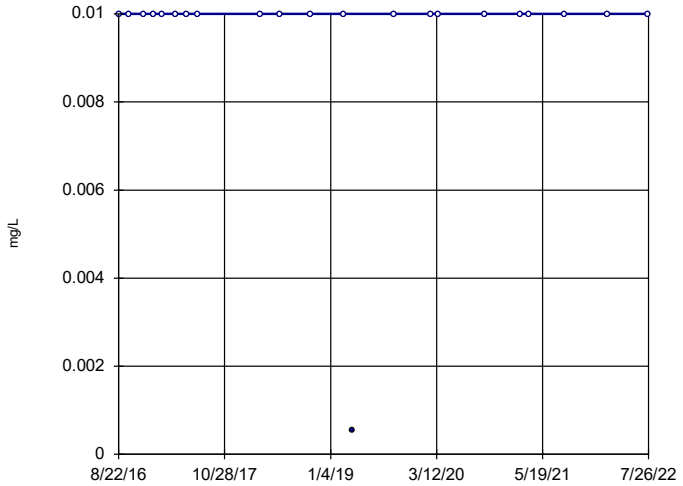

n = 22

Slope = 0
units per year.

Mann-Kendall
statistic = -3
critical = -92

Trend not sig-
nificant at 99%
confidence level
(α = 0.005 per
tail).

Constituent: Molybdenum Analysis Run 4/18/2023 2:04 PM View: Appendix IV Trend Tests
Plant Bowen Client: Southern Company Data: Bowen AP-1

Sanitas™ v.9.6.37 Groundwater Stats Consulting. UG

Sen's Slope Estimator

BGWA-33 (bg)

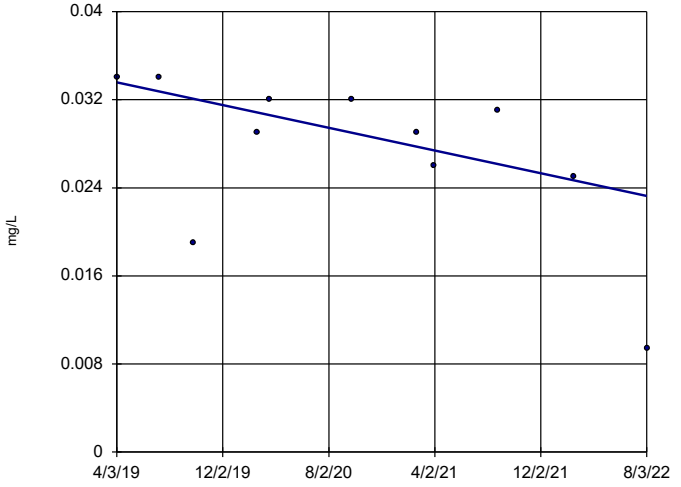

n = 11

Slope = -0.003088
units per year.

Mann-Kendall
statistic = -28
critical = -34

Trend not sig-
nificant at 99%
confidence level
(α = 0.005 per
tail).

Constituent: Molybdenum Analysis Run 4/18/2023 2:04 PM View: Appendix IV Trend Tests
Plant Bowen Client: Southern Company Data: Bowen AP-1

Sanitas™ v.9.6.37 Groundwater Stats Consulting. UG
Hollow symbols indicate censored values.

Sen's Slope Estimator

BGWA-47D (bg)

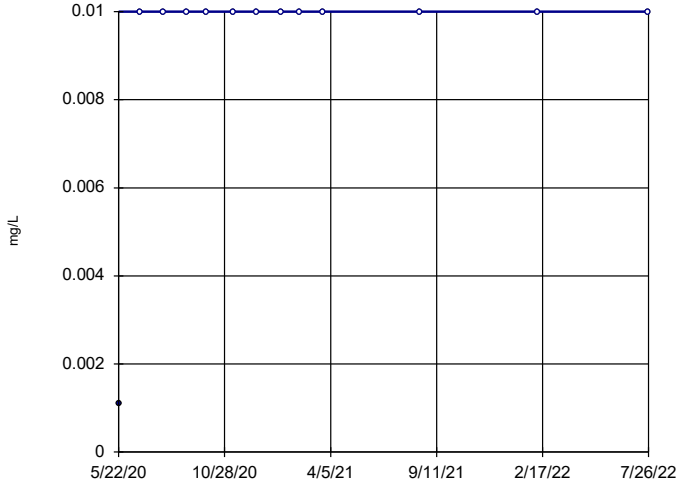

n = 13

Slope = 0
units per year.

Mann-Kendall
statistic = 12
critical = 43

Trend not sig-
nificant at 99%
confidence level
(α = 0.005 per
tail).

Constituent: Molybdenum Analysis Run 4/18/2023 2:04 PM View: Appendix IV Trend Tests
Plant Bowen Client: Southern Company Data: Bowen AP-1

Sen's Slope Estimator

BGWA-48D (bg)

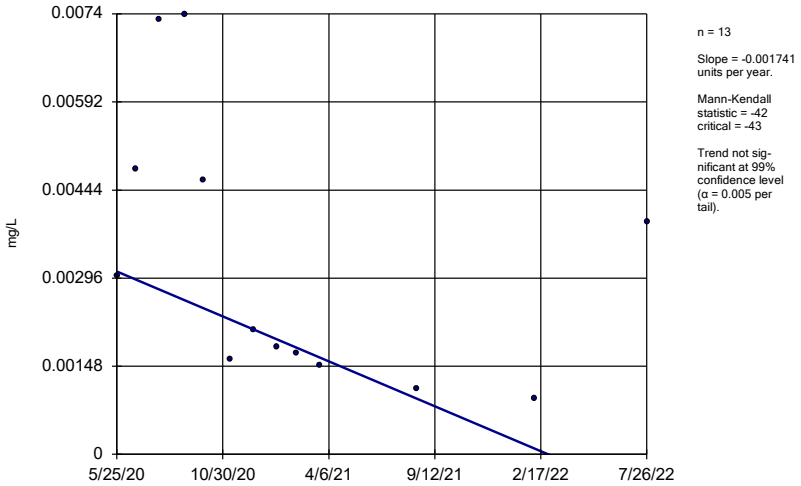

n = 13

Slope = -0.001741 units per year.

Mann-Kendall statistic = -42 critical = -43

Trend not significant at 99% confidence level (α = 0.005 per tail).

Constituent: Molybdenum Analysis Run 4/18/2023 2:04 PM View: Appendix IV Trend Tests

Plant Bowen Client: Southern Company Data: Bowen AP-1

Sanitas™ v.9.6.37 Groundwater Stats Consulting. UG

Sen's Slope Estimator

BGWC-43D

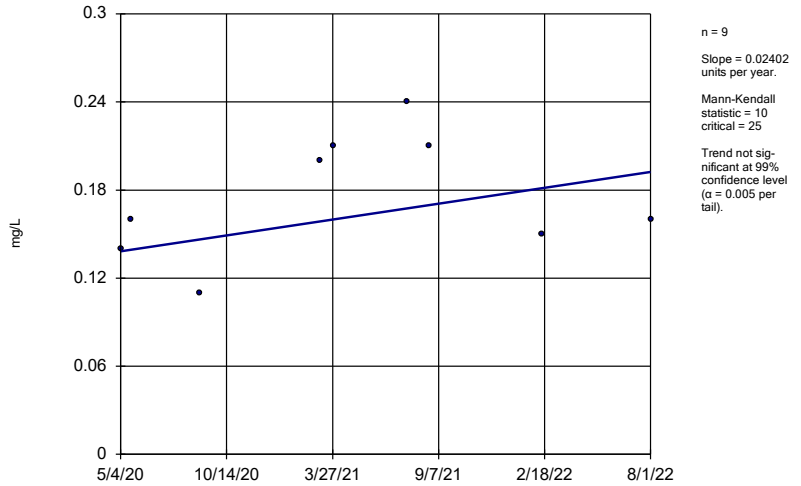

n = 9

Slope = 0.02402 units per year.

Mann-Kendall statistic = 10 critical = 25

Trend not significant at 99% confidence level (α = 0.005 per tail).

Constituent: Molybdenum Analysis Run 4/18/2023 2:04 PM View: Appendix IV Trend Tests

Plant Bowen Client: Southern Company Data: Bowen AP-1

APPENDIX B

Trend Analysis for As in BGWC-37D

Sanitas™ v.9.6.32 Software licensed to Geosyntec Consultants. UG

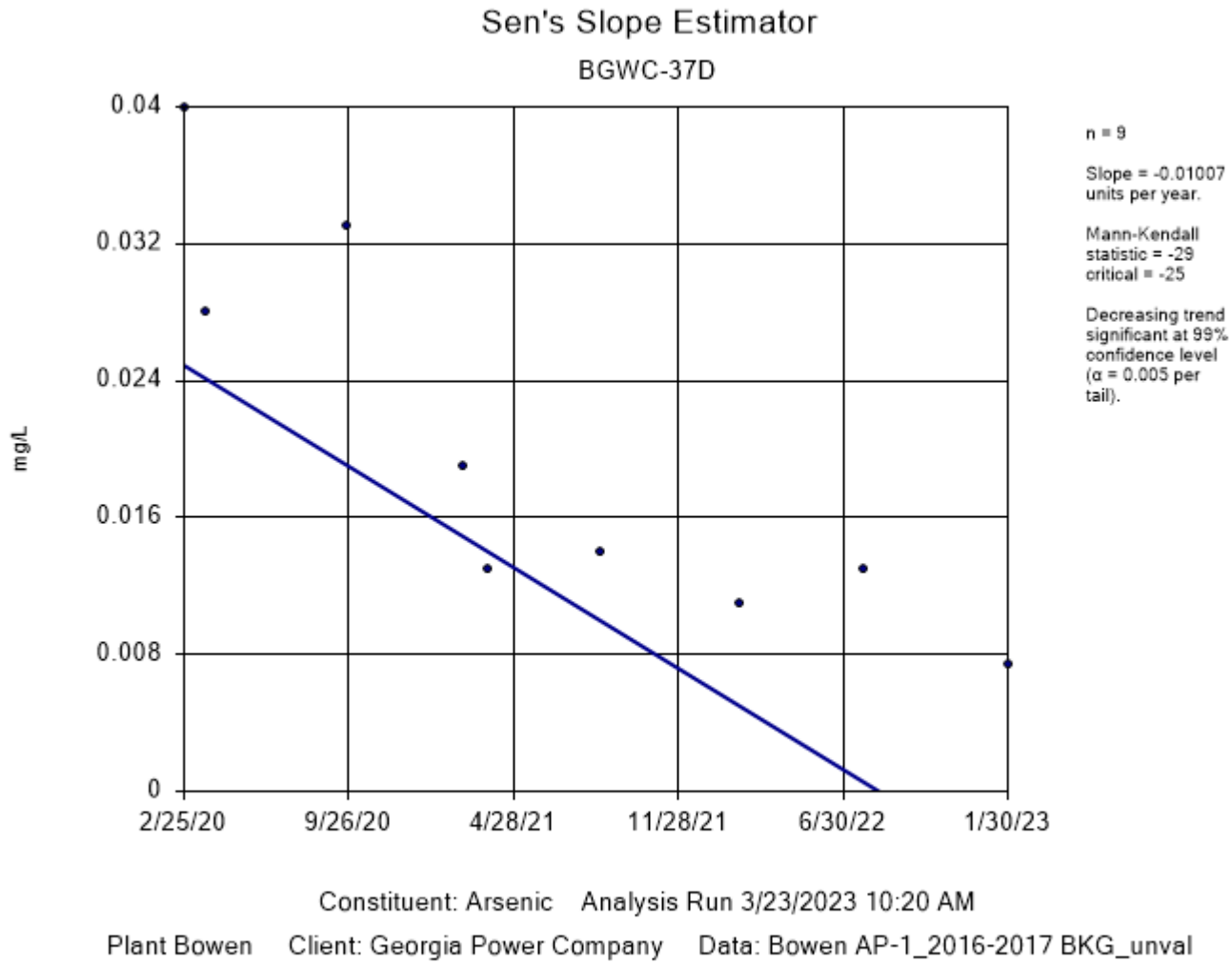

MANN-KENDALL / SEN'S SLOPE TREND EVALUATION

GEORGIA POWER COMPANY
PLANT BOWEN AP-1
BARTOW COUNTY, GEORGIA

Prepared For:	Prepared By:	Figure
Georgia Power	Geosyntec consultants	B
KENNESAW, GA	MAY 2023	

Prepared for



Georgia Power Company
241 Ralph McGill Blvd NE
Atlanta, Georgia 30308

ALTERNATE SOURCE DEMONSTRATION ADDENDUM - ARSENIC

PLANT BOWEN ASH POND 1 (AP-1)

Prepared by



engineers | scientists | innovators

1255 Roberts Boulevard, Suite 200
Kennesaw, Georgia 30144

Project Number GW6581F

March 2024

Georgia Power

ALTERNATE SOURCE DEMONSTRATION ADDENDUM – ARSENIC

Plant Bowen
Ash Pond 1 (AP-1)

March 20, 2024

Martin Crook, P.G.
Project Manager

Whitney Law, P.E.
Program Manager

Certification Statement

Alternate Source Demonstration Addendum - Arsenic
Plant Bowen Ash Pond 1 (AP-1)

This *Alternate Source Demonstration Addendum – Arsenic, Plant Bowen Ash Pond 1 (AP-1)* has been prepared in compliance with the United States Environmental Protection Agency Coal Combustion Residual Rule [40 Code of Federal Regulations 257 Subpart D], specifically 257.95(g)(3)(ii), and the Georgia Environmental Protection Division Rules for Solid Waste Management 391-3-4-.10(6), by a qualified groundwater scientist or engineer with Geosyntec Consultants. I hereby certify that I am a qualified groundwater scientist, in accordance with the Georgia Rules of Solid Waste Management, and 40 CFR Part 258.50(g).



March 20, 2024

Whitney B. Law
Georgia Professional Engineer No. 36641

Date

Geosyntec consultants

TABLE OF CONTENTS

1. INTRODUCTION 1
   - 1.1 Purpose 1
   - 1.2 Summary of 2023 ASD 1
   - 1.3 Summary of ASD Addendum 2
   - 1.4 Site Description 3
   - 1.5 Groundwater Monitoring and Basis of Statistically Significant Levels 3

2. ALTERNATE SOURCE DEMONSTRATION 5
   - 2.1 Corrected Arsenic Confidence Interval Below the GWPS 5
   - 2.2 Presence of a Statistically Significant Decreasing Arsenic Trend 6
   - 2.3 Arsenic Concentrations are below the GWPS 6

3. CONCLUSIONS 7

4. REFERENCES 8

LIST OF TABLES

Table 1 Summary of Groundwater Arsenic Analytical Data for BGWC-37D

LIST OF FIGURES

Figure 1 Site Location Map
Figure 2 Monitoring Well Network Map
Figure 3 Time Series Plot for As in BGWC-37D

LIST OF APPENDICES

Appendix A GSC-provided revised Statistical Analysis Report for the July/August 2022 Monitoring Event
Appendix B January/February 2024 Statistical Evaluation of As in BGWC-37D
Appendix C Trend Analysis for As in BGWC-37D

LIST OF ACRONYMS

ACM	assessment of corrective measures
AP	ash pond
As	arsenic
ASD	alternate source demonstration
CCR	Coal Combustion Residual
CFR	Code of Federal Regulations
GA EPD	Georgia Environmental Protection Division
Georgia Power	Georgia Power Company
GWPS	groundwater protection standard
LCL	lower confidence limit
mg/L	milligrams per liter
Mo	molybdenum
NOI	Notice of Intent
PE	professional engineer
PG	professional geologist
SSL	statistically significant level
USEPA	United States Environmental Protection Agency

1. INTRODUCTION

1.1 Purpose

This document presents an addendum to the alternate source demonstration (ASD) submitted to the Georgia Environmental Protection Division (GA EPD) on May 1, 2023, for the statistically significant level (SSL) of arsenic (As) above the groundwater protection standard (GWPS) of 0.01 milligrams per liter (mg/L) detected in vertical assessment well BGWC-37D located at the Georgia Power Company (Georgia Power) Plant Bowen (Site) Ash Pond 1 (AP-1). An SSL of As above the GWPS was first identified in BGWC-37D following statistical evaluation of available groundwater data after the July/August 2022 assessment monitoring event; the evaluation was presented in the *Annual Groundwater Monitoring and Corrective Action Report* and submitted to the GA EPD on January 31, 2023 (Geosyntec, 2023). Since submittal of the ASD on May 1, 2023 (GEOS ID#752261), supplemental data have been collected which provide additional evidence that an error in statistical evaluation associated with the inappropriate application of non-parametric confidence limits caused the previously identified SSL of As in BGWC-37D. The supplemental data presented in this ASD Addendum support the conclusions provided in the 2023 ASD.

The 2023 ASD and this ASD Addendum have been prepared pursuant to regulations in Title 40 Code of Federal Regulations (CFR) Part 257 Subpart D [the Federal Coal Combustion Residuals (CCR) Rule], specifically § 257.95(g)(3)(ii), which allows the owner or operator to "demonstrate that a source other than the CCR unit caused the contamination, or that the statistically significant increase resulted from error in sampling, analysis, statistical evaluation, or natural variation in groundwater quality." Moreover, the 2023 ASD and this ASD Addendum also serve as an ASD under the Georgia regulations per Rule 391-3-4-.10(6) of the Georgia Administrative Code, which incorporates § 257.95(g)(3)(ii) by reference.

1.2 Summary of 2023 ASD

As detailed in the 2023 ASD, the SSL of As identified in well BGWC-37D is not associated with a release from AP-1 but is instead caused by an error in statistical evaluation associated with the inappropriate application of non-parametric confidence

limits. Various lines of evidence supporting this conclusion were presented in the prior ASD. Key points are summarized below.

- The initial non-parametric confidence limit identified the SSL of As in BGWC-37D following the July/August 2022 assessment monitoring event. However, in accordance with the United States Environmental Protection Agency (USEPA) *Statistical Analysis of Groundwater Data at RCRA Facilities Unified Guidance* (Unified Guidance) (USEPA, 2009), preparation of non-parametric confidence intervals is only necessary when parametric methods are not applicable. A parametric confidence interval was subsequently determined to be the appropriate statistical approach for evaluating As concentrations in BGWC-37D. Application of the appropriate confidence interval indicates that the lower confidence limit (LCL) is below the GWPS. Therefore, an SSL of As should not have been identified.

- The As groundwater concentrations in BGWC-37D have been decreasing since sampling began in February 2020, and a decreasing concentration trend that is statistically significant at the 99% confidence level has been identified. The most current As concentration, reported for the January/February 2024 assessment monitoring event, is below the established GWPS. This statistically significant decreasing trend is not indicative of a release from AP-1.

1.3 Summary of ASD Addendum

- Once the correct method for determining the confidence interval was applied, the LCL has consistently remained below the GWPS during the past 4 consecutive assessment monitoring events, including the most recent event conducted in January/February 2024.

- Using all of the available As data reported for BGWC-37D between the initial sampling in February 2020 and the most recent assessment monitoring event conducted in January/February 2024, a statistically significant decreasing trend continues to be identified for As.

- The concentrations of As in BGWC-37D have consistently remained below the GWPS during the three most recent consecutive assessment monitoring events[1].

1.4 Site Description

Plant Bowen is a four-unit, coal-fired, electric-generating facility that commenced operations in the 1970s. The plant is located nine miles southwest of Cartersville in Bartow County, Georgia. The plant is bordered by the Etowah River to the north and east, and sparsely populated, forested, rural and industrial land on the south and west (**Figure 1**).

AP-1 at the Site occupies an area of approximately 254 acres. In preparation for AP-1 closure, the plant completed the conversion to dry ash handling in early 2019, and AP-1 no longer receives ash. Georgia Power submitted to GA EPD a notice of intent (NOI) stating that waste stream flows are no longer directed to AP-1, effective December 31, 2020. Georgia Power will close AP-1 by excavation and consolidation of CCR material into an approximately 90-acre lined, multi-cell storage facility situated within the current footprint of AP-1. Closure activities will be conducted in accordance with § 257.102 and corresponding Rule 391-3-4-.10(7)(b). The proposed closure approach provides a source control measure that reduces the potential for migration of CCR constituents to groundwater. Details of the closure approach have been summarized in the Amended Written Closure Plan and published in 2018 to Georgia Power's CCR Rule Compliance website. On February 17, 2022, GA EPD issued a CCR Permit (008-021D(CCR)) for the closure of Plant Bowen AP-1.

1.5 Groundwater Monitoring and Basis of Statistically Significant Levels

Georgia Power initiated an assessment of corrective measures (ACM) program at AP-1 in June 2019. BGWC-37D, shown on **Figure 2**, was installed as a vertical assessment well for detection well BGWC-22 and was sampled for the constituents listed in Appendix III and Appendix IV as part of the ACM activities.

Statistical analysis of the July/August 2022 assessment monitoring groundwater data identified an SSL of As in BGWC-37D in excess of the GWPS. Details of the analysis and supporting data are presented in the *2022 Annual Groundwater Monitoring and Corrective Action Report* (Geosyntec, 2023). However, the SSL was incorrectly

[1] Semiannual assessment monitoring events include January/February 2023, July/August 2023 and January/February 2024.

identified due to an error in statistical evaluation as described in the 2023 ASD and this ASD Addendum.

2. ALTERNATE SOURCE DEMONSTRATION

Based on review of Site information, the SSL of As identified in BGWC-37D is not associated with a release from AP-1 but instead was initially identified due to an error in statistical evaluation (i.e., the inappropriate use of non-parametric confidence interval). This report provides the following information supporting this conclusion.

2.1 Corrected Arsenic Confidence Interval Below the GWPS

In some cases when calculating confidence intervals, the required adjustments to fit the data to a transformed normal distribution result in the LCLs being a negative number. In accordance with the USEPA Unified Guidance, if that occurs non-parametric confidence intervals are used, which are bound by reported high and low measurements within a given well. During calculation of the confidence intervals following the July/August 2022 assessment monitoring event, all confidence intervals for As were inadvertently constructed as non-parametric, rather than on a case-by-case basis. In the case of BGWC-37D, the parametric LCL for As was greater than zero; therefore, the parametric LCL for As should have been compared to the GWPS and found to be below the GWPS. Therefore, the SSL for As should not have been identified.

Three additional semiannual assessment monitoring events were completed following the July/August 2022 assessment monitoring event. Arsenic concentrations were statistically compared to the GWPS using a confidence interval constructed using all the available data, including the most recent monitoring data for BGWC-37D. The confidence intervals constructed using the most current groundwater dataset following each of the additional semiannual assessment monitoring events, including the January/February 2024 assessment monitoring event, do not identify an SSL of As in BGWC-37D.

Statistical Analysis Reports have been provided in the 2022 and 2023 Annual Groundwater Monitoring and Corrective Action Reports (Geosyntec, 2023 and 2024). The GSC-provided revised Statistical Analysis Report for the July/August 2022 monitoring event is included in **Appendix A.** A summary of the confidence interval determined for As in BGWC-37D from the January/February 2024 monitoring event are included in **Appendix B**.

2.2 Presence of a Statistically Significant Decreasing Arsenic Trend

A time series plot for As in BGWC-37D using all of the available As data reported for BGWC-37D between the initial sampling in February 2020 and the most recent assessment monitoring event conducted in January/February 2024 is included as **Figure 3**. As shown on **Figure 3**, the As groundwater concentrations in BGWC-37D have been decreasing since sampling for As began in February 2020. The Sanitas™ groundwater statistical software[2] was used to evaluate the presence of a time-trend for As in BGWC-37D using Sen's method and the statistical significance of the trend was evaluated using a Mann Kendall test. Results are presented in **Appendix C.** Results of the evaluation indicate a decreasing concentration trend that is statistically significant at the 99% confidence level. Based on the presence of a statistically significant trend, it is unlikely an SSL of As would be identified in BGWC-37D.

2.3 Arsenic Concentrations are below the GWPS

A summary of arsenic concentrations detected at BGWC-37D is included in **Table 1**. During each of the three additional semiannual assessment monitoring events completed following the July/August 2022 assessment monitoring event, the concentrations of arsenic detected at BGWC-37D have consistently remained below the GWPS (0.01 mg/L).

[2] Sanitas™ is a decision-support software package that incorporates the statistical tests required of Subtitle C and D facilities by USEPA regulations and guidance as recommended in the USEPA Unified Guidance

3. CONCLUSIONS

Based on the information presented in the 2023 ASD and this ASD Addendum, the SSL of As identified in BGWC-37D is attributed to an error in statistical evaluation and is not due to a release from AP-1:

- Corrected Arsenic Confidence Interval Below the GWPS

  The initial non-parametric confidence interval identified the SSL of As in BGWC-37D following the July/August 2022 groundwater monitoring event. However, application of non-parametric confidence intervals was inappropriate. Application of the appropriate parametric confidence interval indicates the LCL is below the GWPS. Therefore, the identification of an SSL of As was incorrect, and was not due to a release from AP-1.

  More recent monitoring data have been collected since the initial SSL was incorrectly identified. The confidence interval constructed using the most current groundwater data sets, including the January/February 2024 assessment monitoring event, also do not identify an SSL of As in BGWC-37D.

- Presence of a Statistically Significant Decreasing Arsenic Trend

  Evaluation of the most recent assessment monitoring results from January/February 2024 identified a statistically significant decreasing trend in As concentration at the 99% confidence level for BGWC-37D, which is also not indicative of a release from AP-1.

- Three Most Recent Monitoring Events Below GWPS

  The concentrations of As have consistently remained below the GWPS in BGWC-37D for each of the three most recent semiannual assessment monitoring events.

A copy of the ASD Addendum will be provided as an appendix to the 2024 Semiannual Groundwater Monitoring and Corrective Action Report due to GA EPD in August 2024.

4. REFERENCES

Geosyntec Consultants (2023). *2022 Annual Groundwater Monitoring and Corrective Action Report, Georgia Power Company, Plant Bowen, Ash Pond 1 (AP-1).* January 2023.

Geosyntec Consultants (2024). *2023 Annual Groundwater Monitoring and Corrective Action Report, Georgia Power Company, Plant Bowen, Ash Pond 1 (AP-1).* January 2024.

Sanitas: Groundwater Statistical Software, v. 9.6.26, 2018. Sanitas Technologies©, Boulder, Colorado.

USEPA (2009). *Statistical Analysis of Groundwater Monitoring Data at RCRA Facilities, Unified Guidance*. Office of Resource Conservation and Recovery – Program Implementation and Information Division. March 2009.

TABLES

Table 1

Summary of Groundwater Arsenic Analytical Data for BGWC-37D
Plant Bowen AP-1, Bartow County, Georgia

Sample Date	Units	GWPS [1]	Arsenic
2/25/2020	mg/L	0.01	0.04
3/24/2020	mg/L	0.01	0.028
9/25/2020	mg/L	0.01	0.033
2/22/2021	mg/L	0.01	0.019
3/26/2021	mg/L	0.01	0.013
8/20/2021	mg/L	0.01	0.014
2/17/2022	mg/L	0.01	0.011
7/28/2022	mg/L	0.01	0.013
1/30/2023	mg/L	0.01	0.0074
8/24/2023	mg/L	0.01	0.0086
2/7/2024	mg/L	0.01	0.0075

Notes:
GWPS = Groundwater Protection Standard
mg/L = milligrams per liter
(1) Under 40 CFR 257.95(h)(1-3) the GWPS is: (i) the maximum contaminant level (MCL) established under §§141.62 and 141.66 of this title; (ii) where an MCL has not been established a rule-specific GWPS; or (iii) background levels for constituents where the background level is higher than the MCL or rule-specified GWPS.

FIGURES

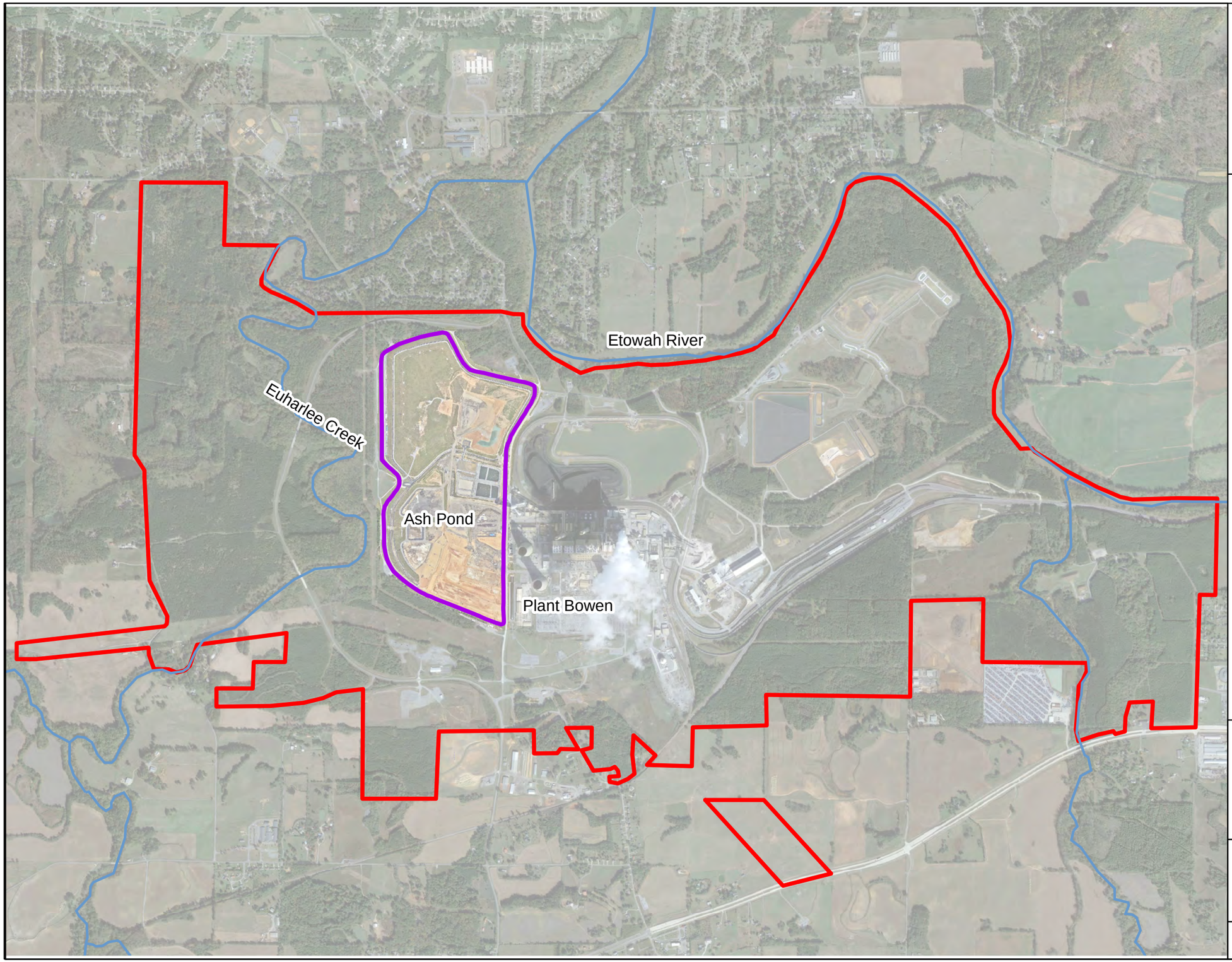

N

LEGEND

- Approximate Site Boundary
- Approximate AP-1 Boundary
- River or Stream



Note:
1. Aerial photograph source: Google Earth Pro, November 2019 and Georgia Power Company, July 2023.

0 900 1,800 3,600
Feet

SITE LOCATION MAP

GEORGIA POWER COMPANY
PLANT BOWEN AP-1
BARTOW COUNTY, GEORGIA

Prepared For: Georgia Power

Prepared By: Geosyntec consultants

KENNESAW, GA | MARCH 2024

FIGURE 1

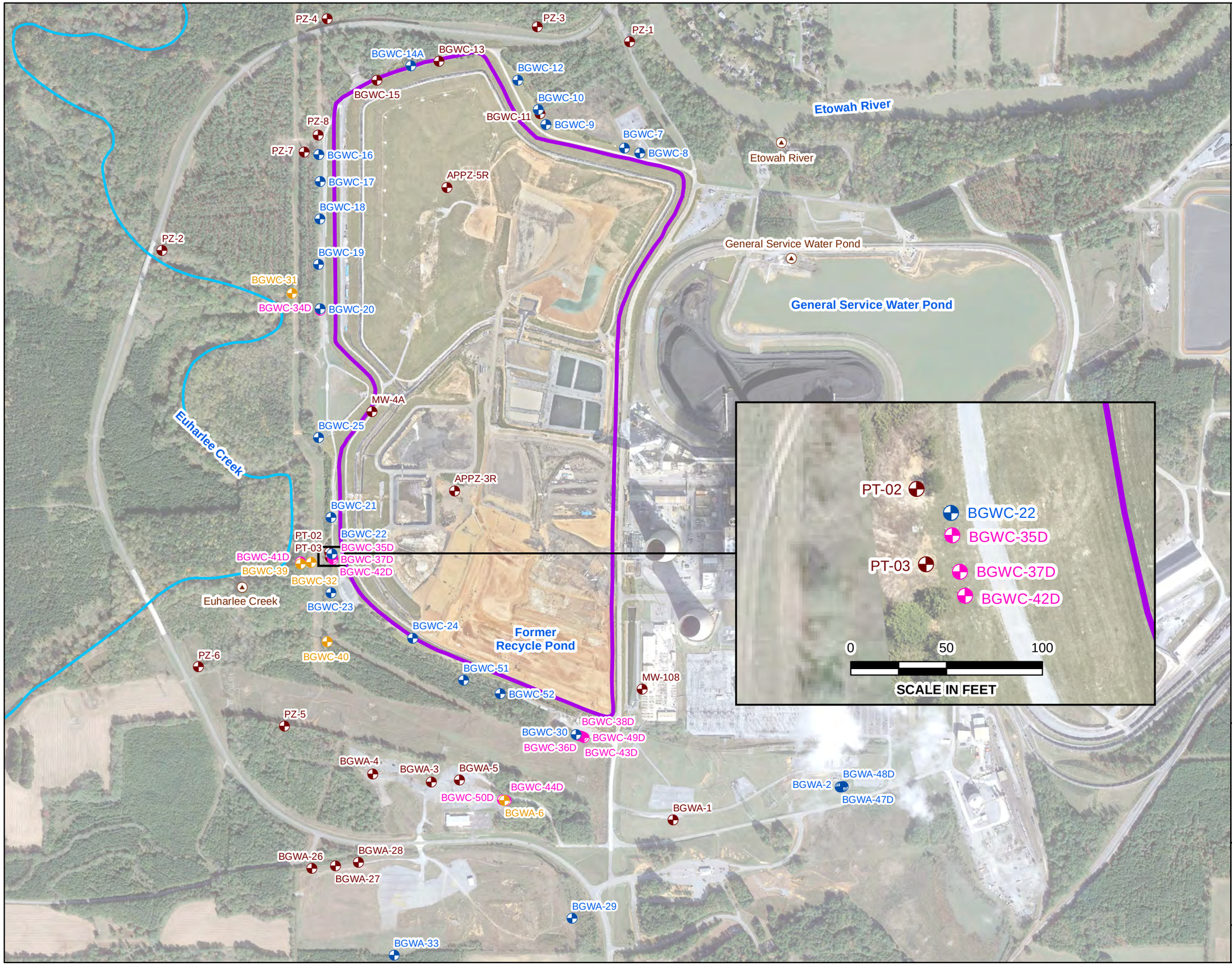

LEGEND

- Detection Monitoring Well
- Horizontal Assessment Monitoring Well
- Vertical Assessment Monitoring Well
- Piezometer
- Surface Water Transducer
- Approximate AP-1 Boundary
- Euharlee Creek

Notes:
1. All wells and piezometers presented are screeened within the weathered fractured bedrock.
2. Aerial photograph source: Google Earth Pro, November 2019 and Georgia Power Company, July 2023.

0 400 800 1,600 Feet

MONITORING WELL NETWORK MAP

GEORGIA POWER COMPANY
PLANT BOWEN AP-1
BARTOW COUNTY, GEORGIA

Prepared For: Georgia Power

Prepared By: Geosyntec consultants

KENNESAW, GA | MARCH 2024

FIGURE 2

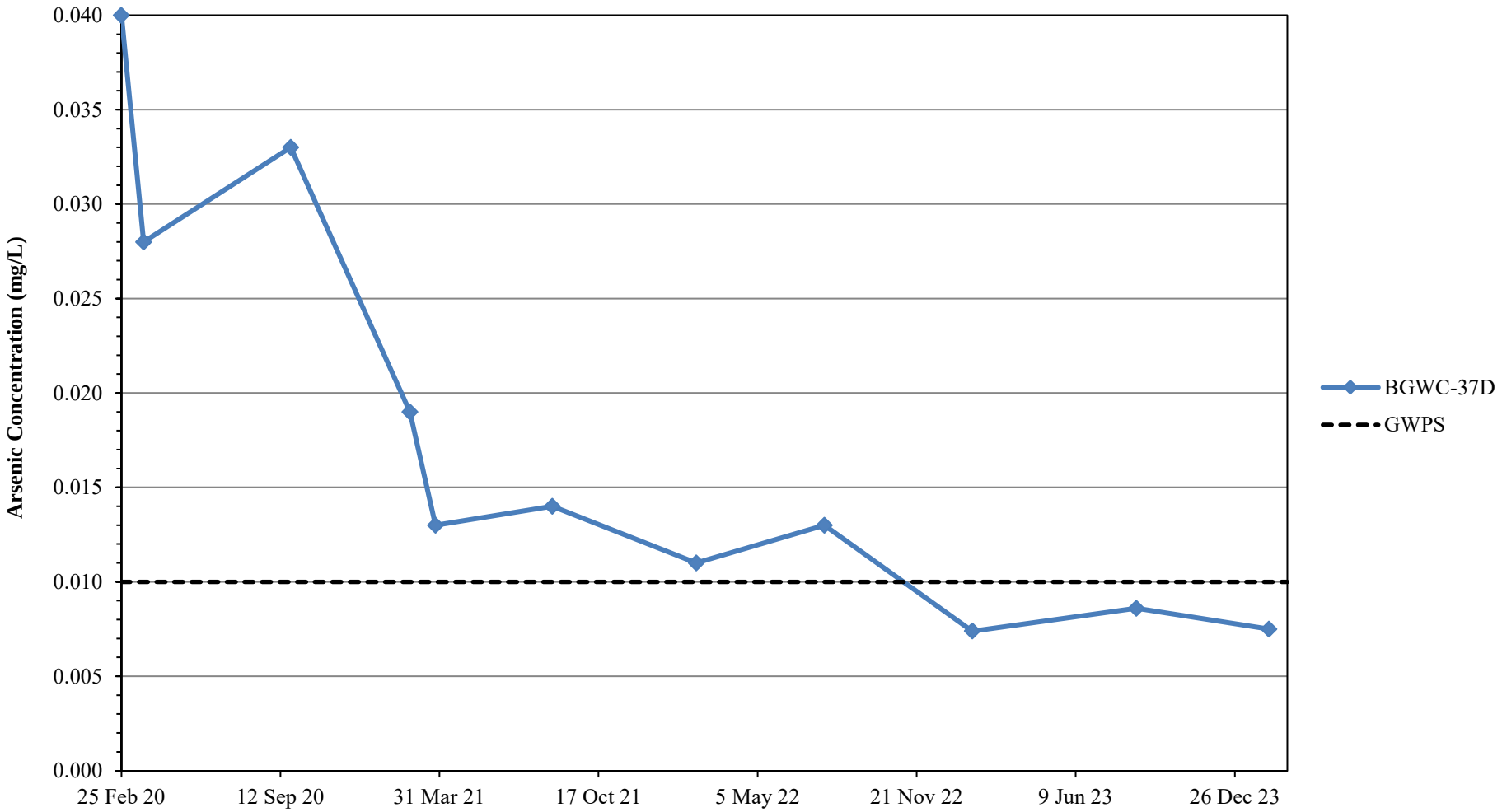

Note:
1. The Groundwater Protection Standard (GWPS) for arsenic is 0.010 mg/L.

TIME SERIES PLOT FOR AS IN BGWC-37D
GEORGIA POWER COMPANY
PLANT BOWEN AP-1
BARTOW COUNTY, GEORGIA

Geosyntec consultants

KENNESAW, GA | MARCH 2024

FIGURE 3

APPENDIX A

GSC-provided revised Statistical Analysis Report for the July/August 2022 Monitoring Event

GROUNDWATER STATS CONSULTING

April 18, 2023

Southern Company Services
Attn: Ms. Kristen Jurinko
241 Ralph McGill Blvd NE, Bin 10160
Atlanta, Georgia 30308

Re: Plant Bowen Ash Pond 1 (AP-1)
July/August 2022 Sample Event

Dear Ms. Jurinko,

Groundwater Stats Consulting, formerly the statistical consulting division of Sanitas Technologies, is pleased to provide the statistical analysis of groundwater data for the Groundwater Detection and Assessment Monitoring Semi-Annual July/August 2022 sample event for Georgia Power Company's Plant Bowen AP-1. The analysis complies with the federal rule for the Disposal of Coal Combustion Residuals (CCR) from Electric Utilities (CCR Rule, 2015), the Georgia Environmental Protection Division (EPD) Rules for Solid Waste Management Chapter 391-3-4-.10, and follows the United States Environmental Protection Agency (USEPA) Unified Guidance (2009).

Sampling for the Appendix III and IV parameters began in 2016, and at least 8 background samples were collected at each of the groundwater monitoring wells with exceptions noted below. All wells were sampled most recently in July/August 2022, except for well BGWC-24, which includes resamples collected in October 2022 as described below. Sampling is conducted on a semi-annual basis for all constituents. A list of all parameters is provided below.

The monitoring well network, as provided by Southern Company Services, consists of the following:

- **Upgradient well:** BGWA-2, BGWA-29, BGWA-33, BGWA-47D, and BGWA-48D

- **Downgradient wells:** BGWC-7, BGWC-8, BGWC-9, BGWC-10, BGWC-12, BGWC-14A, BGWC-16, BGWC-17, BGWC-18, BGWC-19, BGWC-20, BGWC-21, BGWC-22, BGWC-23, BGWC-24, BGWC-25, BGWC-30, BGWC-51, and BGWC-52
- **Assessment wells:** BGWA-6, BGWC-31, BGWC-32, BGWC-34D, BGWC-35D, BGWC-36D, BGWC-37D, BGWC-38D, BGWC-39, BGWC-40, BGWC-41D, BGWC-42D, BGWC-43D, BGWC-44D, BGWC-49D, and BGWC-50D

Sampling for upgradient well BGWA-33 began in April 2019 and for upgradient wells BGWA-47D and BGWA-48D in May 2020. Data from these wells are pooled with upgradient wells for construction of interwell statistical limits. Downgradient wells BGWC-51 and BGWC-52 were first sampled in January 2021 and currently have a maximum of 6 samples; therefore, these wells are evaluated with confidence intervals for Appendix IV constituents, which require a minimum of 4 samples. Data at these wells will be evaluated for the Appendix III constituents when a minimum of 8 background samples have been collected.

Sampling for assessment wells started at various dates ranging from June 2016 to March 2021 as listed below:

- June 2016 - BGWA-6
- October 2018 - BGWC-31, BGWC-32, BGWC-34D, BGWC-35D, and BGWC-36D
- May 2019 - BGWC-37D and BGWC-38D
- December 2019 - BGWC-39 and BGWC-40
- May 2020 - BGWC-41D, BGWC-42D, BGWC-43D, and BGWC-44D
- March 2021 – BGWC-49D and BGWC-50D

Data from assessment wells are analyzed using confidence intervals for Appendix IV constituents when a minimum of 4 samples are available as mentioned above. Currently assessment wells BGWC-49D and BGWC-50D have the required minimum and, therefore, are evaluated using confidence intervals. Data from all assessment wells are plotted on the time series graphs and box plots.

Data were sent electronically to Groundwater Stats Consulting, and the statistical analysis was reviewed by Andrew Collins, Project Manager for Groundwater Stats Consulting.

The CCR program consists of the following constituents listed below. The terms "constituent" and "parameter" are interchangeable.

- **Appendix III** (Detection Monitoring) **-** boron, calcium, chloride, fluoride, pH, sulfate, and TDS
- **Appendix IV** (Assessment Monitoring) **–** antimony, arsenic, barium, beryllium, cadmium, chromium, cobalt, combined radium 226 + 228, fluoride, lead, lithium, mercury, molybdenum, selenium, and thallium

Note that when there are no detections present in downgradient wells for a given constituent, statistical analyses are not required. A summary of Appendix IV downgradient and assessment well/constituent pairs with 100% non-detects follows this letter. For all constituents, a substitution of the most recent reporting limit is used for non-detect data which generally gives the most conservative limit in each case. In the time series plots, a single reporting limit substitution is used across all wells for a given parameter since the wells are plotted as a group.

While upgradient well BGWA-33 was not sampled for combined radium 226 + 228 during the July/August 2022 sample event, historical data are included with pooled upgradient well data for the construction of interwell tolerance limits. Additionally, spurious values were noted for well BGWC-24 during the July/August 2022; therefore, resamples for all constituents at this well, with the exception of combined radium 226 + 228, were collected in October 2022. Any values from the July/August 2022 sample event that were uncharacteristic of existing concentrations at well BGWC-24 were flagged as outliers.

Time series plots for Appendix III and IV parameters at all wells are provided for the purpose of screening data at these wells (Figure A). Additionally, a separate section of box plots is included for all constituents at upgradient and downgradient wells (Figure B). The time series plots are used to initially screen for suspected outliers and trends, while the box plots provide visual representation of variation within individual wells and between all wells. Values in background which have been flagged as outliers may be seen in a lighter font and as a disconnected symbol on the graphs. A summary of flagged outliers follows this report (Figure C).

Based on the previous screening, data at all wells for constituents detected in downgradient wells were evaluated for the following: 1) outliers; 2) trends; 3) most appropriate statistical method based on site characteristics of groundwater data upgradient of the facility; and 4) eligibility of downgradient wells when intrawell statistical methods are recommended. Power curves were provided with the 2017 screening to demonstrate that the selected statistical methods for Appendix III parameters comply with the USEPA Unified Guidance. The EPA suggests the selected statistical method should provide at least 55% power at 3 standard deviations or at least 80% power at 4 standard deviations.

The original background screening was conducted in 2017 by MacStat Consulting. Values identified as outliers were flagged in the database and excluded prior to construction of statistical limits. Interwell prediction limits, combined with a 1-of-2 resample plan, were recommended.

Interwell tests, which compare downgradient well data to statistical limits constructed from pooled upgradient well data, are appropriate when average concentrations are similar across upgradient wells. Intrawell tests, which compare compliance data from a single well to screened historical data within the same well, are appropriate when upgradient wells exhibit spatial variation; when statistical limits constructed from upgradient wells would not be conservative from a regulatory perspective; and when downgradient water quality is unimpacted compared to upgradient water quality for the same parameter. While data were further tested for intrawell eligibility during the screening, interwell methods are used for all Appendix III constituents in accordance with Georgia EPD requirements.

Summary of Statistical Methods – Appendix III and IV Parameters

Based on the evaluation for state and federal regulatory requirements, the following methods were selected for Appendix III and IV constituents:

- Appendix III: Interwell prediction limits, combined with a 1-of-2 resample plan, for each Appendix III constituent
- Appendix IV: Confidence intervals on downgradient well data compared against Groundwater Protection Standards (GWPS) for each Appendix IV constituent

The distribution of data is tested using the Shapiro-Wilk/Shapiro-Francia test for normality. Parametric prediction limits (or tolerance limits or confidence intervals as applicable) are utilized when the screened historical data follow a normal or transformed-normal distribution. When data cannot be normalized or the majority of data are non-detects, a nonparametric test is utilized. While the false positive rate associated with the parametric prediction limits is based on an annual 10% (5% per semi-annual event) as recommended by the EPA Unified Guidance (2009), the false positive rate associated with the nonparametric limits is dependent upon the available background sample size, number of future comparisons, and verification resample plan. The following approaches are used for handling non-detects (USEPA, 2009):

- No statistical analyses are required on wells and analytes containing 100% non-detects (USEPA Unified Guidance, 2009, Chapter 6).

- When data contain <15% non-detects in background, simple substitution of one-half the reporting limit is utilized in the statistical analysis. The reporting limit utilized for non-detects is the practical quantification limit (PQL) as reported by the laboratory.
- When data contain between 15-50% non-detects, the Kaplan-Meier non-detect adjustment is applied to the background data. This technique adjusts the mean and standard deviation of the historical concentrations to account for concentrations below the reporting limit.
- Nonparametric prediction limits are used on data containing greater than 50% non-detects.

Natural systems continuously evolve due to physical changes made to the environment. Examples include capping a landfill, paving areas near a well, or lining a drainage channel to prevent erosion. Periodic updating of background statistical limits is necessary to accommodate these types of changes. In the interwell case, prediction limits are updated with upgradient well data during each event after careful screening for any new outliers. While this was not required for this report, in some cases, deselecting the earlier portion of data may be necessary prior to construction of limits so that resulting statistical limits are conservative (lower) from a regulatory perspective and capable of rapidly detecting changes in groundwater quality. Even though the data are excluded from the calculation, the values will continue to be reported and shown in tables and graphs.

Statistical Analysis of Appendix III Parameters – July/August 2022

All Appendix III parameters were analyzed using interwell prediction limits. Background (upgradient) well data were re-assessed for potential outliers during this analysis. No new Appendix III values were flagged as an outlier in the database for Appendix III parameters. Values in background which were previously flagged as outliers may be seen in a lighter font and as a disconnected symbol on the graphs. A summary of flagged outliers follows this report (Figure C).

Interwell Prediction Limits

Interwell prediction limits, combined with a 1-of-2 resample plan, were constructed using all historical upgradient well data through July/August 2022 (Figure D). Interwell prediction limits pool upgradient well data to establish a background limit for an individual constituent. The July/August 2022 sample from each downgradient well is compared to the background limit to determine whether initial exceedances are present.

In the event of an initial exceedance of compliance well data, the 1-of-2 resample plan allows for collection of one additional sample to determine whether the initial exceedance is confirmed. When a resample confirms the initial exceedance, a statistically significant increase is identified and further research would be required to identify the cause of the exceedance (i.e., impact from the site, natural variation, or an off-site source). If the resample falls within the statistical limit, the initial exceedance is considered to be a false positive result. Therefore, no exceedance is noted and no further action is necessary. If no resample is collected, the original result is considered a confirmed exceedance. Several prediction limit exceedances were noted for Appendix III parameters and a summary table of the interwell prediction limits follows this letter.

Trend Test Evaluation – Appendix III

When prediction limit exceedances are identified in downgradient wells, data are further evaluated using the Sen's Slope/Mann Kendall trend test at the 99% confidence level to determine whether concentrations are statistically increasing, decreasing, or stable (Figure E). Upgradient wells are included in the trend analyses for all parameters found to exceed their prediction limit in downgradient wells to identify whether similar patterns exist upgradient of the site. Upgradient trends are an indication of natural variability in groundwater unrelated to practices at the site. A summary along with complete graphical results of the trend tests follows this report. Statistically significant trends were noted for the following well/constituent pairs:

Increasing

- Boron: BGWC-12, BGWC-22, BGWC-23, and BGWC-25
- Calcium: BGWA-2 (upgradient), BGWC-12, BGWC-16, BGWC-20, BGWC-22, and BGWC-23
- Chloride: BGWC-10, BGWC-22, and BGWC-23
- Sulfate: BGWA-2 (upgradient), BGWC-12, BGWC-16, and BGWA-47D (upgradient)
- TDS: BGWC-12, BGWC-22, and BGWC-23

Decreasing

- Boron: BGWC-7, BGWC-9, BGWC-18, and BGWC-30
- Chloride: BGWC-9, BGWC-12, BGWC-16, BGWA-29 (upgradient), BGWC-24, and BGWC-30
- pH: BGWC-16, BGWC-24, and BGWA-47D (upgradient)
- Sulfate: BGWC-7, BGWC-9, and BGWC-19
- TDS: BGWC-7 and BGWC-30

Statistical Analysis of Appendix IV Parameters – July/August 2022

For Appendix IV parameters, confidence intervals for each downgradient well/constituent were compared against corresponding Groundwater Protection Standards (GWPS). GWPS were developed as described below. Well/constituent pairs that have 100% non-detects or only trace values below the reporting limits do not require analysis. Data from upgradient wells for Appendix IV parameters are reassessed for outliers during each analysis.

During the previous analysis, a high reporting limit 0.15 mg/L for lithium at wells BGWC-32, BGWC-37D, BGWC-40, and BGWC-42D was flagged in order to maintain statistical limits that are conservative (i.e., lower) from a regulatory perspective. A high reported value of 0.015 mg/L during the July/August 2022 sample event for antimony at downgradient well BGWC-24 was flagged as an outlier. All resamples collected during October 2022 at this well were included in the confidence intervals as discussed earlier. A summary of flagged outliers follows this report (Figure C).

Interwell Upper Tolerance Limits

First, interwell tolerance limits were used to calculate site-specific background limits from all available pooled upgradient well data through August 2022 for Appendix IV constituents (Figure F). Parametric tolerance limits are used when data follow a normal or transformed-normal distribution. When data contained greater than 50% non-detects or did not follow a normal or transformed-normal distribution, non-parametric tolerance limits were used.

Groundwater Protection Standards

The background limits were then used when determining the groundwater protection standard (GWPS) under 40 CFR §257.95(h) and Georgia EPD Rule 391-3-4-.10(6)(a). On July 30, 2018, US EPA revised the Federal CCR rule updating GWPS for cobalt, lead, lithium, and molybdenum as described above in 40 CFR §257.95(h)(2). Effective on February 22, 2022, Georgia EPD incorporated the updated GWPS into the current Georgia EPD Rules for Solid Waste Management 391-3-4-.10(6)(a). In accordance with the updated Rules, the GWPS is:

- The maximum contaminant level (MCL) established under §141.62 and §141.66 of this title

- Where an MCL has not been established for a constituent, Federal and State CCR Rules specify levels for cobalt (0.006 mg/L), lead (0.015 mg/L), lithium (0.040 mg/L), and molybdenum (0.100 mg/L)
- The respective background level for a constituent when the background level is higher than the MCL or Federal CCR Rule identified GWPS

Following Georgia EPD Rule requirements and the Federal CCR requirements, GWPS were established for statistical comparison of Appendix IV constituents for this sample event (Figure G).

Confidence Intervals

To complete the statistical comparison of downgradient well data to GWPS, confidence intervals were constructed for the Appendix IV constituents in each downgradient and assessment well using all available data through July/August 2022.

The Sanitas software was used to calculate both the tolerance limits and the confidence intervals (Figure H). Due to the required transformations to fit the data to a transformed normal distribution, the lower confidence limits resulted in negative numbers for some well/constituent pairs. Therefore, non-parametric confidence intervals, which are bound by reported high and low measurements within a given well, were constructed for these particular cases and may be found at the end of Figure H. This is a more conservative approach in that the lower confidence limit reflects the lowest reported measurement in the data set rather than a negative number.

Confidence intervals were compared to the GWPS prepared as described above. Only when the entire confidence interval is above a GWPS is the downgradient well/constituent pair considered to exceed its respective standard. If there is an exceedance of the GWPS, a statistically significant level (SSL) exceedance is identified. Summaries of the confidence intervals follow this letter and exceedances were identified for the following well/constituent pairs:

- Arsenic: BGWC-34D
- Cobalt: BGWC-22
- Molybdenum: BGWC-43D

Trend Test Evaluation – Appendix IV

Data at wells with confidence interval exceedances are further evaluated using the Sen's Slope/Mann Kendall trend test to determine whether concentrations are statistically

increasing, decreasing, or stable (Figure I). Upgradient wells are included in the trend analyses to identify whether similar patterns exist upgradient of the site for the same constituents. When trends are present in upgradient trends, it is an indication of natural variability in groundwater quality unrelated to practices at the site. A summary of the Appendix IV trend test results follows this letter. A statistically significant increasing trend was identified for the following well/constituent pair:

- Cobalt: BGWC-22

Thank you for the opportunity to assist you in the statistical analysis of groundwater quality for Plant Bowen AP-1. If you have any questions or comments, please feel free to contact us.

For Groundwater Stats Consulting,





Abdul Diane
Groundwater Analyst

Andrew T. Collins
Project Manager

100% Non-Detects: Appendix IV Downgradient & Assessment

Analysis Run 11/15/2022 8:23 PM View: Confidence Intervals
Plant Bowen Client: Southern Company Data: Bowen AP-1

Antimony (mg/L)
BGWA-6, BGWC-12, BGWC-18, BGWC-30, BGWC-39

Beryllium (mg/L)
BGWA-6, BGWC-10, BGWC-14A, BGWC-20, BGWC-21, BGWC-25, BGWC-30, BGWC-31, BGWC-32, BGWC-34D, BGWC-35D, BGWC-37D, BGWC-40, BGWC-41D, BGWC-42D, BGWC-43D, BGWC-44D, BGWC-49D, BGWC-50D, BGWC-7, BGWC-8, BGWC-9

Cadmium (mg/L)
BGWA-6, BGWC-10, BGWC-12, BGWC-21, BGWC-25, BGWC-31, BGWC-32, BGWC-34D, BGWC-35D, BGWC-36D, BGWC-37D, BGWC-40, BGWC-41D, BGWC-42D, BGWC-44D, BGWC-49D, BGWC-50D, BGWC-7, BGWC-8, BGWC-9

Chromium (mg/L)
BGWC-19, BGWC-22, BGWC-34D, BGWC-50D

Cobalt (mg/L)
BGWC-42D, BGWC-44D, BGWC-51

Fluoride (mg/L)
BGWC-31

Lead (mg/L)
BGWC-7

Lithium (mg/L)
BGWC-18, BGWC-19, BGWC-21, BGWC-25, BGWC-31, BGWC-32, BGWC-50D

Mercury (mg/L)
BGWC-21, BGWC-32, BGWC-37D, BGWC-39, BGWC-40, BGWC-41D, BGWC-42D, BGWC-43D, BGWC-49D, BGWC-50D

Molybdenum (mg/L)
BGWC-12, BGWC-16, BGWC-17, BGWC-18

Selenium (mg/L)
BGWC-10, BGWC-25, BGWC-35D, BGWC-37D, BGWC-44D, BGWC-49D, BGWC-50D, BGWC-7

Thallium (mg/L)
BGWC-10, BGWC-21, BGWC-25, BGWC-31, BGWC-37D, BGWC-41D, BGWC-42D, BGWC-44D, BGWC-49D, BGWC-50D, BGWC-8

Interwell Prediction Limits - Significant Results

Plant Bowen Client: Southern Company Data: Bowen AP-1 Printed 11/15/2022, 7:53 PM

Constituent	Well	Upper Lim.	Lower Lim.	Date	Observ.	Sig.	Bg N	Bg Mean	Std. Dev.	%NDs	ND Adj.	Transform	Alpha	Method
Boron (mg/L)	BGWC-10	0.03848	n/a	7/28/2022	0.52	Yes	73	0.1151	0.03777	16.44	Kaplan-Meier	sqrt(x)	0.000396	Param Inter 1 of 2
Boron (mg/L)	BGWC-12	0.03848	n/a	7/27/2022	1.2	Yes	73	0.1151	0.03777	16.44	Kaplan-Meier	sqrt(x)	0.000396	Param Inter 1 of 2
Boron (mg/L)	BGWC-14A	0.03848	n/a	7/26/2022	1.3	Yes	73	0.1151	0.03777	16.44	Kaplan-Meier	sqrt(x)	0.000396	Param Inter 1 of 2
Boron (mg/L)	BGWC-16	0.03848	n/a	7/27/2022	1.7	Yes	73	0.1151	0.03777	16.44	Kaplan-Meier	sqrt(x)	0.000396	Param Inter 1 of 2
Boron (mg/L)	BGWC-17	0.03848	n/a	7/27/2022	1.2	Yes	73	0.1151	0.03777	16.44	Kaplan-Meier	sqrt(x)	0.000396	Param Inter 1 of 2
Boron (mg/L)	BGWC-18	0.03848	n/a	7/27/2022	0.53	Yes	73	0.1151	0.03777	16.44	Kaplan-Meier	sqrt(x)	0.000396	Param Inter 1 of 2
Boron (mg/L)	BGWC-19	0.03848	n/a	7/27/2022	0.43	Yes	73	0.1151	0.03777	16.44	Kaplan-Meier	sqrt(x)	0.000396	Param Inter 1 of 2
Boron (mg/L)	BGWC-20	0.03848	n/a	7/27/2022	3.8	Yes	73	0.1151	0.03777	16.44	Kaplan-Meier	sqrt(x)	0.000396	Param Inter 1 of 2
Boron (mg/L)	BGWC-22	0.03848	n/a	8/2/2022	21.5	Yes	73	0.1151	0.03777	16.44	Kaplan-Meier	sqrt(x)	0.000396	Param Inter 1 of 2
Boron (mg/L)	BGWC-23	0.03848	n/a	8/1/2022	14.8	Yes	73	0.1151	0.03777	16.44	Kaplan-Meier	sqrt(x)	0.000396	Param Inter 1 of 2
Boron (mg/L)	BGWC-24	0.03848	n/a	10/21/2022	19.7	Yes	73	0.1151	0.03777	16.44	Kaplan-Meier	sqrt(x)	0.000396	Param Inter 1 of 2
Boron (mg/L)	BGWC-25	0.03848	n/a	7/27/2022	0.051	Yes	73	0.1151	0.03777	16.44	Kaplan-Meier	sqrt(x)	0.000396	Param Inter 1 of 2
Boron (mg/L)	BGWC-30	0.03848	n/a	8/1/2022	2.7	Yes	73	0.1151	0.03777	16.44	Kaplan-Meier	sqrt(x)	0.000396	Param Inter 1 of 2
Boron (mg/L)	BGWC-7	0.03848	n/a	7/28/2022	1.1	Yes	73	0.1151	0.03777	16.44	Kaplan-Meier	sqrt(x)	0.000396	Param Inter 1 of 2
Boron (mg/L)	BGWC-8	0.03848	n/a	7/26/2022	0.052	Yes	73	0.1151	0.03777	16.44	Kaplan-Meier	sqrt(x)	0.000396	Param Inter 1 of 2
Boron (mg/L)	BGWC-9	0.03848	n/a	7/26/2022	0.47	Yes	73	0.1151	0.03777	16.44	Kaplan-Meier	sqrt(x)	0.000396	Param Inter 1 of 2
Calcium (mg/L)	BGWC-12	117	n/a	7/27/2022	175	Yes	73	n/a	n/a	0	n/a	n/a	0.000353	NP Inter (normality) 1 of 2
Calcium (mg/L)	BGWC-14A	117	n/a	7/26/2022	185	Yes	73	n/a	n/a	0	n/a	n/a	0.000353	NP Inter (normality) 1 of 2
Calcium (mg/L)	BGWC-16	117	n/a	7/27/2022	194	Yes	73	n/a	n/a	0	n/a	n/a	0.000353	NP Inter (normality) 1 of 2
Calcium (mg/L)	BGWC-20	117	n/a	7/27/2022	284	Yes	73	n/a	n/a	0	n/a	n/a	0.000353	NP Inter (normality) 1 of 2
Calcium (mg/L)	BGWC-22	117	n/a	8/2/2022	717	Yes	73	n/a	n/a	0	n/a	n/a	0.000353	NP Inter (normality) 1 of 2
Calcium (mg/L)	BGWC-23	117	n/a	8/1/2022	559	Yes	73	n/a	n/a	0	n/a	n/a	0.000353	NP Inter (normality) 1 of 2
Calcium (mg/L)	BGWC-24	117	n/a	10/21/2022	600	Yes	73	n/a	n/a	0	n/a	n/a	0.000353	NP Inter (normality) 1 of 2
Calcium (mg/L)	BGWC-7	117	n/a	7/28/2022	136	Yes	73	n/a	n/a	0	n/a	n/a	0.000353	NP Inter (normality) 1 of 2
Chloride (mg/L)	BGWC-10	9.144	n/a	7/28/2022	30	Yes	72	1.861	0.5413	0	None	sqrt(x)	0.000396	Param Inter 1 of 2
Chloride (mg/L)	BGWC-12	9.144	n/a	7/27/2022	16.2	Yes	72	1.861	0.5413	0	None	sqrt(x)	0.000396	Param Inter 1 of 2
Chloride (mg/L)	BGWC-14A	9.144	n/a	7/26/2022	19.6	Yes	72	1.861	0.5413	0	None	sqrt(x)	0.000396	Param Inter 1 of 2
Chloride (mg/L)	BGWC-16	9.144	n/a	7/27/2022	23.1	Yes	72	1.861	0.5413	0	None	sqrt(x)	0.000396	Param Inter 1 of 2
Chloride (mg/L)	BGWC-17	9.144	n/a	7/27/2022	43.2	Yes	72	1.861	0.5413	0	None	sqrt(x)	0.000396	Param Inter 1 of 2
Chloride (mg/L)	BGWC-18	9.144	n/a	7/27/2022	14.9	Yes	72	1.861	0.5413	0	None	sqrt(x)	0.000396	Param Inter 1 of 2
Chloride (mg/L)	BGWC-20	9.144	n/a	7/27/2022	169	Yes	72	1.861	0.5413	0	None	sqrt(x)	0.000396	Param Inter 1 of 2
Chloride (mg/L)	BGWC-22	9.144	n/a	8/2/2022	828	Yes	72	1.861	0.5413	0	None	sqrt(x)	0.000396	Param Inter 1 of 2
Chloride (mg/L)	BGWC-23	9.144	n/a	8/1/2022	794	Yes	72	1.861	0.5413	0	None	sqrt(x)	0.000396	Param Inter 1 of 2
Chloride (mg/L)	BGWC-24	9.144	n/a	10/21/2022	836	Yes	72	1.861	0.5413	0	None	sqrt(x)	0.000396	Param Inter 1 of 2
Chloride (mg/L)	BGWC-30	9.144	n/a	8/1/2022	114	Yes	72	1.861	0.5413	0	None	sqrt(x)	0.000396	Param Inter 1 of 2
Chloride (mg/L)	BGWC-9	9.144	n/a	7/26/2022	10.9	Yes	72	1.861	0.5413	0	None	sqrt(x)	0.000396	Param Inter 1 of 2
pH (s.u.)	BGWC-16	8.341	6.705	7/27/2022	6.49	Yes	84	57.26	5.773	0	None	x^2	0.000198	Param Inter 1 of 2
pH (s.u.)	BGWC-19	8.341	6.705	7/27/2022	6.55	Yes	84	57.26	5.773	0	None	x^2	0.000198	Param Inter 1 of 2
pH (s.u.)	BGWC-24	8.341	6.705	10/21/2022	6.3	Yes	84	57.26	5.773	0	None	x^2	0.000198	Param Inter 1 of 2
Sulfate (mg/L)	BGWC-10	78	n/a	7/28/2022	105	Yes	72	n/a	n/a	0	n/a	n/a	0.0003615	NP Inter (normality) 1 of 2
Sulfate (mg/L)	BGWC-12	78	n/a	7/27/2022	419	Yes	72	n/a	n/a	0	n/a	n/a	0.0003615	NP Inter (normality) 1 of 2
Sulfate (mg/L)	BGWC-14A	78	n/a	7/26/2022	486	Yes	72	n/a	n/a	0	n/a	n/a	0.0003615	NP Inter (normality) 1 of 2
Sulfate (mg/L)	BGWC-16	78	n/a	7/27/2022	496	Yes	72	n/a	n/a	0	n/a	n/a	0.0003615	NP Inter (normality) 1 of 2
Sulfate (mg/L)	BGWC-17	78	n/a	7/27/2022	118	Yes	72	n/a	n/a	0	n/a	n/a	0.0003615	NP Inter (normality) 1 of 2
Sulfate (mg/L)	BGWC-19	78	n/a	7/27/2022	82.7	Yes	72	n/a	n/a	0	n/a	n/a	0.0003615	NP Inter (normality) 1 of 2
Sulfate (mg/L)	BGWC-20	78	n/a	7/27/2022	617	Yes	72	n/a	n/a	0	n/a	n/a	0.0003615	NP Inter (normality) 1 of 2
Sulfate (mg/L)	BGWC-22	78	n/a	8/2/2022	762	Yes	72	n/a	n/a	0	n/a	n/a	0.0003615	NP Inter (normality) 1 of 2
Sulfate (mg/L)	BGWC-23	78	n/a	8/1/2022	528	Yes	72	n/a	n/a	0	n/a	n/a	0.0003615	NP Inter (normality) 1 of 2
Sulfate (mg/L)	BGWC-24	78	n/a	10/21/2022	389	Yes	72	n/a	n/a	0	n/a	n/a	0.0003615	NP Inter (normality) 1 of 2
Sulfate (mg/L)	BGWC-7	78	n/a	7/28/2022	268	Yes	72	n/a	n/a	0	n/a	n/a	0.0003615	NP Inter (normality) 1 of 2
Sulfate (mg/L)	BGWC-9	78	n/a	7/26/2022	88	Yes	72	n/a	n/a	0	n/a	n/a	0.0003615	NP Inter (normality) 1 of 2
Total Dissolved Solids (mg/L)	BGWC-12	469.5	n/a	7/27/2022	952	Yes	71	14.68	3.248	0	None	sqrt(x)	0.000396	Param Inter 1 of 2
Total Dissolved Solids (mg/L)	BGWC-14A	469.5	n/a	7/26/2022	966	Yes	71	14.68	3.248	0	None	sqrt(x)	0.000396	Param Inter 1 of 2
Total Dissolved Solids (mg/L)	BGWC-16	469.5	n/a	7/27/2022	944	Yes	71	14.68	3.248	0	None	sqrt(x)	0.000396	Param Inter 1 of 2
Total Dissolved Solids (mg/L)	BGWC-20	469.5	n/a	7/27/2022	1370	Yes	71	14.68	3.248	0	None	sqrt(x)	0.000396	Param Inter 1 of 2
Total Dissolved Solids (mg/L)	BGWC-22	469.5	n/a	8/2/2022	3440	Yes	71	14.68	3.248	0	None	sqrt(x)	0.000396	Param Inter 1 of 2
Total Dissolved Solids (mg/L)	BGWC-23	469.5	n/a	8/1/2022	2780	Yes	71	14.68	3.248	0	None	sqrt(x)	0.000396	Param Inter 1 of 2
Total Dissolved Solids (mg/L)	BGWC-24	469.5	n/a	10/21/2022	1610	Yes	71	14.68	3.248	0	None	sqrt(x)	0.000396	Param Inter 1 of 2
Total Dissolved Solids (mg/L)	BGWC-30	469.5	n/a	8/1/2022	582	Yes	71	14.68	3.248	0	None	sqrt(x)	0.000396	Param Inter 1 of 2
Total Dissolved Solids (mg/L)	BGWC-7	469.5	n/a	7/28/2022	732	Yes	71	14.68	3.248	0	None	sqrt(x)	0.000396	Param Inter 1 of 2

Interwell Prediction Limits - All Results

Plant Bowen Client: Southern Company Data: Bowen AP-1 Printed 11/15/2022, 7:53 PM

Constituent	Well	Upper Lim.	Lower Lim.	Date	Observ.	Sig.	Bg N	Bg Mean	Std. Dev.	%NDs	ND Adj.	Transform	Alpha	Method
Boron (mg/L)	**BGWC-10**	**0.03848**	**n/a**	**7/28/2022**	**0.52**	**Yes**	**73**	**0.1151**	**0.03777**	**16.44**	**Kaplan-Meier**	**sqrt(x)**	**0.000396**	**Param Inter 1 of 2**
Boron (mg/L)	**BGWC-12**	**0.03848**	**n/a**	**7/27/2022**	**1.2**	**Yes**	**73**	**0.1151**	**0.03777**	**16.44**	**Kaplan-Meier**	**sqrt(x)**	**0.000396**	**Param Inter 1 of 2**
Boron (mg/L)	**BGWC-14A**	**0.03848**	**n/a**	**7/26/2022**	**1.3**	**Yes**	**73**	**0.1151**	**0.03777**	**16.44**	**Kaplan-Meier**	**sqrt(x)**	**0.000396**	**Param Inter 1 of 2**
Boron (mg/L)	**BGWC-16**	**0.03848**	**n/a**	**7/27/2022**	**1.7**	**Yes**	**73**	**0.1151**	**0.03777**	**16.44**	**Kaplan-Meier**	**sqrt(x)**	**0.000396**	**Param Inter 1 of 2**
Boron (mg/L)	**BGWC-17**	**0.03848**	**n/a**	**7/27/2022**	**1.2**	**Yes**	**73**	**0.1151**	**0.03777**	**16.44**	**Kaplan-Meier**	**sqrt(x)**	**0.000396**	**Param Inter 1 of 2**
Boron (mg/L)	**BGWC-18**	**0.03848**	**n/a**	**7/27/2022**	**0.53**	**Yes**	**73**	**0.1151**	**0.03777**	**16.44**	**Kaplan-Meier**	**sqrt(x)**	**0.000396**	**Param Inter 1 of 2**
Boron (mg/L)	**BGWC-19**	**0.03848**	**n/a**	**7/27/2022**	**0.43**	**Yes**	**73**	**0.1151**	**0.03777**	**16.44**	**Kaplan-Meier**	**sqrt(x)**	**0.000396**	**Param Inter 1 of 2**
Boron (mg/L)	**BGWC-20**	**0.03848**	**n/a**	**7/27/2022**	**3.8**	**Yes**	**73**	**0.1151**	**0.03777**	**16.44**	**Kaplan-Meier**	**sqrt(x)**	**0.000396**	**Param Inter 1 of 2**
Boron (mg/L)	BGWC-21	0.03848	n/a	7/28/2022	0.035J	No	73	0.1151	0.03777	16.44	Kaplan-Meier	sqrt(x)	0.000396	Param Inter 1 of 2
Boron (mg/L)	**BGWC-22**	**0.03848**	**n/a**	**8/2/2022**	**21.5**	**Yes**	**73**	**0.1151**	**0.03777**	**16.44**	**Kaplan-Meier**	**sqrt(x)**	**0.000396**	**Param Inter 1 of 2**
Boron (mg/L)	**BGWC-23**	**0.03848**	**n/a**	**8/1/2022**	**14.8**	**Yes**	**73**	**0.1151**	**0.03777**	**16.44**	**Kaplan-Meier**	**sqrt(x)**	**0.000396**	**Param Inter 1 of 2**
Boron (mg/L)	**BGWC-24**	**0.03848**	**n/a**	**10/21/2022**	**19.7**	**Yes**	**73**	**0.1151**	**0.03777**	**16.44**	**Kaplan-Meier**	**sqrt(x)**	**0.000396**	**Param Inter 1 of 2**
Boron (mg/L)	**BGWC-25**	**0.03848**	**n/a**	**7/27/2022**	**0.051**	**Yes**	**73**	**0.1151**	**0.03777**	**16.44**	**Kaplan-Meier**	**sqrt(x)**	**0.000396**	**Param Inter 1 of 2**
Boron (mg/L)	**BGWC-30**	**0.03848**	**n/a**	**8/1/2022**	**2.7**	**Yes**	**73**	**0.1151**	**0.03777**	**16.44**	**Kaplan-Meier**	**sqrt(x)**	**0.000396**	**Param Inter 1 of 2**
Boron (mg/L)	**BGWC-7**	**0.03848**	**n/a**	**7/28/2022**	**1.1**	**Yes**	**73**	**0.1151**	**0.03777**	**16.44**	**Kaplan-Meier**	**sqrt(x)**	**0.000396**	**Param Inter 1 of 2**
Boron (mg/L)	**BGWC-8**	**0.03848**	**n/a**	**7/26/2022**	**0.052**	**Yes**	**73**	**0.1151**	**0.03777**	**16.44**	**Kaplan-Meier**	**sqrt(x)**	**0.000396**	**Param Inter 1 of 2**
Boron (mg/L)	**BGWC-9**	**0.03848**	**n/a**	**7/26/2022**	**0.47**	**Yes**	**73**	**0.1151**	**0.03777**	**16.44**	**Kaplan-Meier**	**sqrt(x)**	**0.000396**	**Param Inter 1 of 2**
Calcium (mg/L)	BGWC-10	117	n/a	7/28/2022	63	No	73	n/a	n/a	0	n/a	n/a	0.000353	NP Inter (normality) 1 of 2
Calcium (mg/L)	**BGWC-12**	**117**	**n/a**	**7/27/2022**	**175**	**Yes**	**73**	**n/a**	**n/a**	**0**	**n/a**	**n/a**	**0.000353**	**NP Inter (normality) 1 of 2**
Calcium (mg/L)	**BGWC-14A**	**117**	**n/a**	**7/26/2022**	**185**	**Yes**	**73**	**n/a**	**n/a**	**0**	**n/a**	**n/a**	**0.000353**	**NP Inter (normality) 1 of 2**
Calcium (mg/L)	**BGWC-16**	**117**	**n/a**	**7/27/2022**	**194**	**Yes**	**73**	**n/a**	**n/a**	**0**	**n/a**	**n/a**	**0.000353**	**NP Inter (normality) 1 of 2**
Calcium (mg/L)	BGWC-17	117	n/a	7/27/2022	80.9	No	73	n/a	n/a	0	n/a	n/a	0.000353	NP Inter (normality) 1 of 2
Calcium (mg/L)	BGWC-18	117	n/a	7/27/2022	65.9	No	73	n/a	n/a	0	n/a	n/a	0.000353	NP Inter (normality) 1 of 2
Calcium (mg/L)	BGWC-19	117	n/a	7/27/2022	63.2	No	73	n/a	n/a	0	n/a	n/a	0.000353	NP Inter (normality) 1 of 2
Calcium (mg/L)	**BGWC-20**	**117**	**n/a**	**7/27/2022**	**284**	**Yes**	**73**	**n/a**	**n/a**	**0**	**n/a**	**n/a**	**0.000353**	**NP Inter (normality) 1 of 2**
Calcium (mg/L)	BGWC-21	117	n/a	7/28/2022	43.1	No	73	n/a	n/a	0	n/a	n/a	0.000353	NP Inter (normality) 1 of 2
Calcium (mg/L)	**BGWC-22**	**117**	**n/a**	**8/2/2022**	**717**	**Yes**	**73**	**n/a**	**n/a**	**0**	**n/a**	**n/a**	**0.000353**	**NP Inter (normality) 1 of 2**
Calcium (mg/L)	**BGWC-23**	**117**	**n/a**	**8/1/2022**	**559**	**Yes**	**73**	**n/a**	**n/a**	**0**	**n/a**	**n/a**	**0.000353**	**NP Inter (normality) 1 of 2**
Calcium (mg/L)	**BGWC-24**	**117**	**n/a**	**10/21/2022**	**600**	**Yes**	**73**	**n/a**	**n/a**	**0**	**n/a**	**n/a**	**0.000353**	**NP Inter (normality) 1 of 2**
Calcium (mg/L)	BGWC-25	117	n/a	7/27/2022	52.1	No	73	n/a	n/a	0	n/a	n/a	0.000353	NP Inter (normality) 1 of 2
Calcium (mg/L)	BGWC-30	117	n/a	8/1/2022	111	No	73	n/a	n/a	0	n/a	n/a	0.000353	NP Inter (normality) 1 of 2
Calcium (mg/L)	**BGWC-7**	**117**	**n/a**	**7/28/2022**	**136**	**Yes**	**73**	**n/a**	**n/a**	**0**	**n/a**	**n/a**	**0.000353**	**NP Inter (normality) 1 of 2**
Calcium (mg/L)	BGWC-8	117	n/a	7/26/2022	41.8	No	73	n/a	n/a	0	n/a	n/a	0.000353	NP Inter (normality) 1 of 2
Calcium (mg/L)	BGWC-9	117	n/a	7/26/2022	66.3	No	73	n/a	n/a	0	n/a	n/a	0.000353	NP Inter (normality) 1 of 2
Chloride (mg/L)	**BGWC-10**	**9.144**	**n/a**	**7/28/2022**	**30**	**Yes**	**72**	**1.861**	**0.5413**	**0**	**None**	**sqrt(x)**	**0.000396**	**Param Inter 1 of 2**
Chloride (mg/L)	**BGWC-12**	**9.144**	**n/a**	**7/27/2022**	**16.2**	**Yes**	**72**	**1.861**	**0.5413**	**0**	**None**	**sqrt(x)**	**0.000396**	**Param Inter 1 of 2**
Chloride (mg/L)	**BGWC-14A**	**9.144**	**n/a**	**7/26/2022**	**19.6**	**Yes**	**72**	**1.861**	**0.5413**	**0**	**None**	**sqrt(x)**	**0.000396**	**Param Inter 1 of 2**
Chloride (mg/L)	**BGWC-16**	**9.144**	**n/a**	**7/27/2022**	**23.1**	**Yes**	**72**	**1.861**	**0.5413**	**0**	**None**	**sqrt(x)**	**0.000396**	**Param Inter 1 of 2**
Chloride (mg/L)	**BGWC-17**	**9.144**	**n/a**	**7/27/2022**	**43.2**	**Yes**	**72**	**1.861**	**0.5413**	**0**	**None**	**sqrt(x)**	**0.000396**	**Param Inter 1 of 2**
Chloride (mg/L)	**BGWC-18**	**9.144**	**n/a**	**7/27/2022**	**14.9**	**Yes**	**72**	**1.861**	**0.5413**	**0**	**None**	**sqrt(x)**	**0.000396**	**Param Inter 1 of 2**
Chloride (mg/L)	BGWC-19	9.144	n/a	7/27/2022	7.8	No	72	1.861	0.5413	0	None	sqrt(x)	0.000396	Param Inter 1 of 2
Chloride (mg/L)	**BGWC-20**	**9.144**	**n/a**	**7/27/2022**	**169**	**Yes**	**72**	**1.861**	**0.5413**	**0**	**None**	**sqrt(x)**	**0.000396**	**Param Inter 1 of 2**
Chloride (mg/L)	BGWC-21	9.144	n/a	7/28/2022	4.7	No	72	1.861	0.5413	0	None	sqrt(x)	0.000396	Param Inter 1 of 2
Chloride (mg/L)	**BGWC-22**	**9.144**	**n/a**	**8/2/2022**	**828**	**Yes**	**72**	**1.861**	**0.5413**	**0**	**None**	**sqrt(x)**	**0.000396**	**Param Inter 1 of 2**
Chloride (mg/L)	**BGWC-23**	**9.144**	**n/a**	**8/1/2022**	**794**	**Yes**	**72**	**1.861**	**0.5413**	**0**	**None**	**sqrt(x)**	**0.000396**	**Param Inter 1 of 2**
Chloride (mg/L)	**BGWC-24**	**9.144**	**n/a**	**10/21/2022**	**836**	**Yes**	**72**	**1.861**	**0.5413**	**0**	**None**	**sqrt(x)**	**0.000396**	**Param Inter 1 of 2**
Chloride (mg/L)	BGWC-25	9.144	n/a	7/27/2022	6.2	No	72	1.861	0.5413	0	None	sqrt(x)	0.000396	Param Inter 1 of 2
Chloride (mg/L)	**BGWC-30**	**9.144**	**n/a**	**8/1/2022**	**114**	**Yes**	**72**	**1.861**	**0.5413**	**0**	**None**	**sqrt(x)**	**0.000396**	**Param Inter 1 of 2**
Chloride (mg/L)	BGWC-7	9.144	n/a	7/28/2022	8.9	No	72	1.861	0.5413	0	None	sqrt(x)	0.000396	Param Inter 1 of 2
Chloride (mg/L)	BGWC-8	9.144	n/a	7/26/2022	1.6	No	72	1.861	0.5413	0	None	sqrt(x)	0.000396	Param Inter 1 of 2
Chloride (mg/L)	**BGWC-9**	**9.144**	**n/a**	**7/26/2022**	**10.9**	**Yes**	**72**	**1.861**	**0.5413**	**0**	**None**	**sqrt(x)**	**0.000396**	**Param Inter 1 of 2**
Fluoride (mg/L)	BGWC-10	0.57	n/a	7/28/2022	0.064J	No	83	n/a	n/a	49.4	n/a	n/a	0.0002756	NP Inter (normality) 1 of 2
Fluoride (mg/L)	BGWC-12	0.57	n/a	7/27/2022	0.081J	No	83	n/a	n/a	49.4	n/a	n/a	0.0002756	NP Inter (normality) 1 of 2
Fluoride (mg/L)	BGWC-14A	0.57	n/a	7/26/2022	0.082J	No	83	n/a	n/a	49.4	n/a	n/a	0.0002756	NP Inter (normality) 1 of 2
Fluoride (mg/L)	BGWC-16	0.57	n/a	7/27/2022	0.091J	No	83	n/a	n/a	49.4	n/a	n/a	0.0002756	NP Inter (normality) 1 of 2
Fluoride (mg/L)	BGWC-17	0.57	n/a	7/27/2022	0.13	No	83	n/a	n/a	49.4	n/a	n/a	0.0002756	NP Inter (normality) 1 of 2
Fluoride (mg/L)	BGWC-18	0.57	n/a	7/27/2022	0.081J	No	83	n/a	n/a	49.4	n/a	n/a	0.0002756	NP Inter (normality) 1 of 2
Fluoride (mg/L)	BGWC-19	0.57	n/a	7/27/2022	0.071J	No	83	n/a	n/a	49.4	n/a	n/a	0.0002756	NP Inter (normality) 1 of 2
Fluoride (mg/L)	BGWC-20	0.57	n/a	7/27/2022	0.062J	No	83	n/a	n/a	49.4	n/a	n/a	0.0002756	NP Inter (normality) 1 of 2
Fluoride (mg/L)	BGWC-21	0.57	n/a	7/28/2022	0.1ND	No	83	n/a	n/a	49.4	n/a	n/a	0.0002756	NP Inter (normality) 1 of 2
Fluoride (mg/L)	BGWC-22	0.57	n/a	8/2/2022	0.19	No	83	n/a	n/a	49.4	n/a	n/a	0.0002756	NP Inter (normality) 1 of 2
Fluoride (mg/L)	BGWC-23	0.57	n/a	8/1/2022	0.07J	No	83	n/a	n/a	49.4	n/a	n/a	0.0002756	NP Inter (normality) 1 of 2
Fluoride (mg/L)	BGWC-24	0.57	n/a	10/21/2022	0.14	No	83	n/a	n/a	49.4	n/a	n/a	0.0002756	NP Inter (normality) 1 of 2
Fluoride (mg/L)	BGWC-25	0.57	n/a	7/27/2022	0.051J	No	83	n/a	n/a	49.4	n/a	n/a	0.0002756	NP Inter (normality) 1 of 2
Fluoride (mg/L)	BGWC-30	0.57	n/a	8/1/2022	0.09J	No	83	n/a	n/a	49.4	n/a	n/a	0.0002756	NP Inter (normality) 1 of 2
Fluoride (mg/L)	BGWC-7	0.57	n/a	7/28/2022	0.16	No	83	n/a	n/a	49.4	n/a	n/a	0.0002756	NP Inter (normality) 1 of 2
Fluoride (mg/L)	BGWC-8	0.57	n/a	7/26/2022	0.067J	No	83	n/a	n/a	49.4	n/a	n/a	0.0002756	NP Inter (normality) 1 of 2
Fluoride (mg/L)	BGWC-9	0.57	n/a	7/26/2022	0.11	No	83	n/a	n/a	49.4	n/a	n/a	0.0002756	NP Inter (normality) 1 of 2

Interwell Prediction Limits - All Results

Plant Bowen Client: Southern Company Data: Bowen AP-1 Printed 11/15/2022, 7:53 PM

Constituent	Well	Upper Lim.	Lower Lim.	Date	Observ.	Sig.	Bg N	Bg Mean	Std. Dev.	%NDs	ND Adj.	Transform	Alpha	Method
pH (s.u.)	BGWC-10	8.341	6.705	7/28/2022	7.63	No	84	57.26	5.773	0	None	x^2	0.000198	Param Inter 1 of 2
pH (s.u.)	BGWC-12	8.341	6.705	7/27/2022	6.85	No	84	57.26	5.773	0	None	x^2	0.000198	Param Inter 1 of 2
pH (s.u.)	BGWC-14A	8.341	6.705	7/26/2022	6.78	No	84	57.26	5.773	0	None	x^2	0.000198	Param Inter 1 of 2
pH (s.u.)	**BGWC-16**	**8.341**	**6.705**	**7/27/2022**	**6.49**	**Yes**	**84**	**57.26**	**5.773**	**0**	**None**	**x^2**	**0.000198**	**Param Inter 1 of 2**
pH (s.u.)	BGWC-17	8.341	6.705	7/27/2022	7.29	No	84	57.26	5.773	0	None	x^2	0.000198	Param Inter 1 of 2
pH (s.u.)	BGWC-18	8.341	6.705	7/27/2022	7.02	No	84	57.26	5.773	0	None	x^2	0.000198	Param Inter 1 of 2
pH (s.u.)	**BGWC-19**	**8.341**	**6.705**	**7/27/2022**	**6.55**	**Yes**	**84**	**57.26**	**5.773**	**0**	**None**	**x^2**	**0.000198**	**Param Inter 1 of 2**
pH (s.u.)	BGWC-20	8.341	6.705	7/27/2022	7.18	No	84	57.26	5.773	0	None	x^2	0.000198	Param Inter 1 of 2
pH (s.u.)	BGWC-21	8.341	6.705	7/28/2022	7.85	No	84	57.26	5.773	0	None	x^2	0.000198	Param Inter 1 of 2
pH (s.u.)	BGWC-22	8.341	6.705	8/2/2022	6.73	No	84	57.26	5.773	0	None	x^2	0.000198	Param Inter 1 of 2
pH (s.u.)	BGWC-23	8.341	6.705	8/1/2022	7	No	84	57.26	5.773	0	None	x^2	0.000198	Param Inter 1 of 2
pH (s.u.)	**BGWC-24**	**8.341**	**6.705**	**10/21/2022**	**6.3**	**Yes**	**84**	**57.26**	**5.773**	**0**	**None**	**x^2**	**0.000198**	**Param Inter 1 of 2**
pH (s.u.)	BGWC-25	8.341	6.705	7/27/2022	7.22	No	84	57.26	5.773	0	None	x^2	0.000198	Param Inter 1 of 2
pH (s.u.)	BGWC-30	8.341	6.705	8/1/2022	7.21	No	84	57.26	5.773	0	None	x^2	0.000198	Param Inter 1 of 2
pH (s.u.)	BGWC-7	8.341	6.705	7/28/2022	6.96	No	84	57.26	5.773	0	None	x^2	0.000198	Param Inter 1 of 2
pH (s.u.)	BGWC-8	8.341	6.705	7/26/2022	7.63	No	84	57.26	5.773	0	None	x^2	0.000198	Param Inter 1 of 2
pH (s.u.)	BGWC-9	8.341	6.705	7/26/2022	7.33	No	84	57.26	5.773	0	None	x^2	0.000198	Param Inter 1 of 2
Sulfate (mg/L)	**BGWC-10**	**78**	**n/a**	**7/28/2022**	**105**	**Yes**	**72**	**n/a**	**n/a**	**0**	**n/a**	**n/a**	**0.0003615**	**NP Inter (normality) 1 of 2**
Sulfate (mg/L)	**BGWC-12**	**78**	**n/a**	**7/27/2022**	**419**	**Yes**	**72**	**n/a**	**n/a**	**0**	**n/a**	**n/a**	**0.0003615**	**NP Inter (normality) 1 of 2**
Sulfate (mg/L)	**BGWC-14A**	**78**	**n/a**	**7/26/2022**	**486**	**Yes**	**72**	**n/a**	**n/a**	**0**	**n/a**	**n/a**	**0.0003615**	**NP Inter (normality) 1 of 2**
Sulfate (mg/L)	**BGWC-16**	**78**	**n/a**	**7/27/2022**	**496**	**Yes**	**72**	**n/a**	**n/a**	**0**	**n/a**	**n/a**	**0.0003615**	**NP Inter (normality) 1 of 2**
Sulfate (mg/L)	**BGWC-17**	**78**	**n/a**	**7/27/2022**	**118**	**Yes**	**72**	**n/a**	**n/a**	**0**	**n/a**	**n/a**	**0.0003615**	**NP Inter (normality) 1 of 2**
Sulfate (mg/L)	BGWC-18	78	n/a	7/27/2022	55.5	No	72	n/a	n/a	0	n/a	n/a	0.0003615	NP Inter (normality) 1 of 2
Sulfate (mg/L)	**BGWC-19**	**78**	**n/a**	**7/27/2022**	**82.7**	**Yes**	**72**	**n/a**	**n/a**	**0**	**n/a**	**n/a**	**0.0003615**	**NP Inter (normality) 1 of 2**
Sulfate (mg/L)	**BGWC-20**	**78**	**n/a**	**7/27/2022**	**617**	**Yes**	**72**	**n/a**	**n/a**	**0**	**n/a**	**n/a**	**0.0003615**	**NP Inter (normality) 1 of 2**
Sulfate (mg/L)	BGWC-21	78	n/a	7/28/2022	55.3	No	72	n/a	n/a	0	n/a	n/a	0.0003615	NP Inter (normality) 1 of 2
Sulfate (mg/L)	**BGWC-22**	**78**	**n/a**	**8/2/2022**	**762**	**Yes**	**72**	**n/a**	**n/a**	**0**	**n/a**	**n/a**	**0.0003615**	**NP Inter (normality) 1 of 2**
Sulfate (mg/L)	**BGWC-23**	**78**	**n/a**	**8/1/2022**	**528**	**Yes**	**72**	**n/a**	**n/a**	**0**	**n/a**	**n/a**	**0.0003615**	**NP Inter (normality) 1 of 2**
Sulfate (mg/L)	**BGWC-24**	**78**	**n/a**	**10/21/2022**	**389**	**Yes**	**72**	**n/a**	**n/a**	**0**	**n/a**	**n/a**	**0.0003615**	**NP Inter (normality) 1 of 2**
Sulfate (mg/L)	BGWC-25	78	n/a	7/27/2022	12.6	No	72	n/a	n/a	0	n/a	n/a	0.0003615	NP Inter (normality) 1 of 2
Sulfate (mg/L)	BGWC-30	78	n/a	8/1/2022	63.3	No	72	n/a	n/a	0	n/a	n/a	0.0003615	NP Inter (normality) 1 of 2
Sulfate (mg/L)	**BGWC-7**	**78**	**n/a**	**7/28/2022**	**268**	**Yes**	**72**	**n/a**	**n/a**	**0**	**n/a**	**n/a**	**0.0003615**	**NP Inter (normality) 1 of 2**
Sulfate (mg/L)	BGWC-8	78	n/a	7/26/2022	31.6	No	72	n/a	n/a	0	n/a	n/a	0.0003615	NP Inter (normality) 1 of 2
Sulfate (mg/L)	**BGWC-9**	**78**	**n/a**	**7/26/2022**	**88**	**Yes**	**72**	**n/a**	**n/a**	**0**	**n/a**	**n/a**	**0.0003615**	**NP Inter (normality) 1 of 2**
Total Dissolved Solids (mg/L)	BGWC-10	469.5	n/a	7/28/2022	338	No	71	14.68	3.248	0	None	sqrt(x)	0.000396	Param Inter 1 of 2
Total Dissolved Solids (mg/L)	**BGWC-12**	**469.5**	**n/a**	**7/27/2022**	**952**	**Yes**	**71**	**14.68**	**3.248**	**0**	**None**	**sqrt(x)**	**0.000396**	**Param Inter 1 of 2**
Total Dissolved Solids (mg/L)	**BGWC-14A**	**469.5**	**n/a**	**7/26/2022**	**966**	**Yes**	**71**	**14.68**	**3.248**	**0**	**None**	**sqrt(x)**	**0.000396**	**Param Inter 1 of 2**
Total Dissolved Solids (mg/L)	**BGWC-16**	**469.5**	**n/a**	**7/27/2022**	**944**	**Yes**	**71**	**14.68**	**3.248**	**0**	**None**	**sqrt(x)**	**0.000396**	**Param Inter 1 of 2**
Total Dissolved Solids (mg/L)	BGWC-17	469.5	n/a	7/27/2022	438	No	71	14.68	3.248	0	None	sqrt(x)	0.000396	Param Inter 1 of 2
Total Dissolved Solids (mg/L)	BGWC-18	469.5	n/a	7/27/2022	307	No	71	14.68	3.248	0	None	sqrt(x)	0.000396	Param Inter 1 of 2
Total Dissolved Solids (mg/L)	BGWC-19	469.5	n/a	7/27/2022	338	No	71	14.68	3.248	0	None	sqrt(x)	0.000396	Param Inter 1 of 2
Total Dissolved Solids (mg/L)	**BGWC-20**	**469.5**	**n/a**	**7/27/2022**	**1370**	**Yes**	**71**	**14.68**	**3.248**	**0**	**None**	**sqrt(x)**	**0.000396**	**Param Inter 1 of 2**
Total Dissolved Solids (mg/L)	BGWC-21	469.5	n/a	7/28/2022	259	No	71	14.68	3.248	0	None	sqrt(x)	0.000396	Param Inter 1 of 2
Total Dissolved Solids (mg/L)	**BGWC-22**	**469.5**	**n/a**	**8/2/2022**	**3440**	**Yes**	**71**	**14.68**	**3.248**	**0**	**None**	**sqrt(x)**	**0.000396**	**Param Inter 1 of 2**
Total Dissolved Solids (mg/L)	**BGWC-23**	**469.5**	**n/a**	**8/1/2022**	**2780**	**Yes**	**71**	**14.68**	**3.248**	**0**	**None**	**sqrt(x)**	**0.000396**	**Param Inter 1 of 2**
Total Dissolved Solids (mg/L)	**BGWC-24**	**469.5**	**n/a**	**10/21/2022**	**1610**	**Yes**	**71**	**14.68**	**3.248**	**0**	**None**	**sqrt(x)**	**0.000396**	**Param Inter 1 of 2**
Total Dissolved Solids (mg/L)	BGWC-25	469.5	n/a	7/27/2022	231	No	71	14.68	3.248	0	None	sqrt(x)	0.000396	Param Inter 1 of 2
Total Dissolved Solids (mg/L)	**BGWC-30**	**469.5**	**n/a**	**8/1/2022**	**582**	**Yes**	**71**	**14.68**	**3.248**	**0**	**None**	**sqrt(x)**	**0.000396**	**Param Inter 1 of 2**
Total Dissolved Solids (mg/L)	**BGWC-7**	**469.5**	**n/a**	**7/28/2022**	**732**	**Yes**	**71**	**14.68**	**3.248**	**0**	**None**	**sqrt(x)**	**0.000396**	**Param Inter 1 of 2**
Total Dissolved Solids (mg/L)	BGWC-8	469.5	n/a	7/26/2022	196	No	71	14.68	3.248	0	None	sqrt(x)	0.000396	Param Inter 1 of 2
Total Dissolved Solids (mg/L)	BGWC-9	469.5	n/a	7/26/2022	349	No	71	14.68	3.248	0	None	sqrt(x)	0.000396	Param Inter 1 of 2

Appendix III Trend Tests - Significant Results

Plant Bowen Client: Southern Company Data: Bowen AP-1 Printed 11/15/2022, 8:18 PM

Constituent	Well	Slope	Calc.	Critical	Sig.	N	%NDs	Normality	Xform	Alpha	Method
Boron (mg/L)	BGWC-12	0.05103	90	74	Yes	19	0	n/a	n/a	0.01	NP
Boron (mg/L)	BGWC-18	-0.07488	-95	-74	Yes	19	0	n/a	n/a	0.01	NP
Boron (mg/L)	BGWC-22	1.795	160	98	Yes	23	0	n/a	n/a	0.01	NP
Boron (mg/L)	BGWC-23	1.856	154	87	Yes	21	0	n/a	n/a	0.01	NP
Boron (mg/L)	BGWC-25	0.004415	78	74	Yes	19	0	n/a	n/a	0.01	NP
Boron (mg/L)	BGWC-30	-3.891	-131	-92	Yes	22	0	n/a	n/a	0.01	NP
Boron (mg/L)	BGWC-7	-0.1574	-113	-74	Yes	19	0	n/a	n/a	0.01	NP
Boron (mg/L)	BGWC-9	-0.04004	-92	-74	Yes	19	0	n/a	n/a	0.01	NP
Calcium (mg/L)	BGWA-2 (bg)	2.945	115	81	Yes	20	0	n/a	n/a	0.01	NP
Calcium (mg/L)	BGWC-12	14.17	146	74	Yes	19	0	n/a	n/a	0.01	NP
Calcium (mg/L)	BGWC-16	6.772	87	74	Yes	19	0	n/a	n/a	0.01	NP
Calcium (mg/L)	BGWC-20	13.98	113	74	Yes	19	0	n/a	n/a	0.01	NP
Calcium (mg/L)	BGWC-22	59.98	182	98	Yes	23	0	n/a	n/a	0.01	NP
Calcium (mg/L)	BGWC-23	78.86	160	87	Yes	21	0	n/a	n/a	0.01	NP
Chloride (mg/L)	BGWA-29 (bg)	-0.1487	-135	-81	Yes	20	0	n/a	n/a	0.01	NP
Chloride (mg/L)	BGWC-10	1.301	113	74	Yes	19	0	n/a	n/a	0.01	NP
Chloride (mg/L)	BGWC-12	-5.329	-158	-74	Yes	19	0	n/a	n/a	0.01	NP
Chloride (mg/L)	BGWC-16	-4.056	-110	-74	Yes	19	0	n/a	n/a	0.01	NP
Chloride (mg/L)	BGWC-22	57.74	130	98	Yes	23	0	n/a	n/a	0.01	NP
Chloride (mg/L)	BGWC-23	95.49	138	87	Yes	21	0	n/a	n/a	0.01	NP
Chloride (mg/L)	BGWC-24	-146	-94	-92	Yes	22	0	n/a	n/a	0.01	NP
Chloride (mg/L)	BGWC-30	-150.4	-143	-92	Yes	22	0	n/a	n/a	0.01	NP
Chloride (mg/L)	BGWC-9	-5.154	-104	-74	Yes	19	0	n/a	n/a	0.01	NP
pH (s.u.)	BGWA-47D (bg)	-0.1588	-54	-43	Yes	13	0	n/a	n/a	0.01	NP
pH (s.u.)	BGWC-16	-0.06548	-161	-98	Yes	23	0	n/a	n/a	0.01	NP
pH (s.u.)	BGWC-24	-0.05117	-165	-118	Yes	26	0	n/a	n/a	0.01	NP
Sulfate (mg/L)	BGWA-2 (bg)	1.439	131	81	Yes	20	0	n/a	n/a	0.01	NP
Sulfate (mg/L)	BGWA-47D (bg)	8.354	44	38	Yes	12	0	n/a	n/a	0.01	NP
Sulfate (mg/L)	BGWC-12	30.17	119	74	Yes	19	0	n/a	n/a	0.01	NP
Sulfate (mg/L)	BGWC-16	14.92	96	74	Yes	19	0	n/a	n/a	0.01	NP
Sulfate (mg/L)	BGWC-19	-9.18	-75	-74	Yes	19	0	n/a	n/a	0.01	NP
Sulfate (mg/L)	BGWC-7	-40.5	-86	-74	Yes	19	0	n/a	n/a	0.01	NP
Sulfate (mg/L)	BGWC-9	-7.855	-94	-74	Yes	19	0	n/a	n/a	0.01	NP
Total Dissolved Solids (mg/L)	BGWC-12	55.89	105	74	Yes	19	0	n/a	n/a	0.01	NP
Total Dissolved Solids (mg/L)	BGWC-22	227.7	93	81	Yes	20	0	n/a	n/a	0.01	NP
Total Dissolved Solids (mg/L)	BGWC-23	238.1	121	74	Yes	19	0	n/a	n/a	0.01	NP
Total Dissolved Solids (mg/L)	BGWC-30	-394.4	-120	-81	Yes	20	0	n/a	n/a	0.01	NP
Total Dissolved Solids (mg/L)	BGWC-7	-53.6	-103	-74	Yes	19	0	n/a	n/a	0.01	NP

Appendix III Trend Tests - All Results

Plant Bowen Client: Southern Company Data: Bowen AP-1 Printed 11/15/2022, 8:18 PM

Constituent	Well	Slope	Calc.	Critical	Sig.	N	%NDs	Normality	Xform	Alpha	Method
Boron (mg/L)	BGWA-2 (bg)	-0.0007746	-23	-81	No	20	10	n/a	n/a	0.01	NP
Boron (mg/L)	BGWA-29 (bg)	0	-23	-81	No	20	50	n/a	n/a	0.01	NP
Boron (mg/L)	BGWA-33 (bg)	-0.0068	-15	-25	No	9	0	n/a	n/a	0.01	NP
Boron (mg/L)	BGWA-47D (bg)	-0.002093	-17	-38	No	12	0	n/a	n/a	0.01	NP
Boron (mg/L)	BGWA-48D (bg)	0.01071	31	38	No	12	0	n/a	n/a	0.01	NP
Boron (mg/L)	BGWC-10	0.001358	13	74	No	19	0	n/a	n/a	0.01	NP
Boron (mg/L)	**BGWC-12**	**0.05103**	**90**	**74**	**Yes**	**19**	**0**	**n/a**	**n/a**	**0.01**	**NP**
Boron (mg/L)	BGWC-14A	0.1569	25	38	No	12	0	n/a	n/a	0.01	NP
Boron (mg/L)	BGWC-16	-0.01515	-27	-74	No	19	0	n/a	n/a	0.01	NP
Boron (mg/L)	BGWC-17	-0.06711	-68	-74	No	19	0	n/a	n/a	0.01	NP
Boron (mg/L)	**BGWC-18**	**-0.07488**	**-95**	**-74**	**Yes**	**19**	**0**	**n/a**	**n/a**	**0.01**	**NP**
Boron (mg/L)	BGWC-19	-0.05208	-65	-74	No	19	0	n/a	n/a	0.01	NP
Boron (mg/L)	BGWC-20	0.1516	67	74	No	19	0	n/a	n/a	0.01	NP
Boron (mg/L)	**BGWC-22**	**1.795**	**160**	**98**	**Yes**	**23**	**0**	**n/a**	**n/a**	**0.01**	**NP**
Boron (mg/L)	**BGWC-23**	**1.856**	**154**	**87**	**Yes**	**21**	**0**	**n/a**	**n/a**	**0.01**	**NP**
Boron (mg/L)	BGWC-24	-0.3723	-20	-92	No	22	0	n/a	n/a	0.01	NP
Boron (mg/L)	**BGWC-25**	**0.004415**	**78**	**74**	**Yes**	**19**	**0**	**n/a**	**n/a**	**0.01**	**NP**
Boron (mg/L)	**BGWC-30**	**-3.891**	**-131**	**-92**	**Yes**	**22**	**0**	**n/a**	**n/a**	**0.01**	**NP**
Boron (mg/L)	**BGWC-7**	**-0.1574**	**-113**	**-74**	**Yes**	**19**	**0**	**n/a**	**n/a**	**0.01**	**NP**
Boron (mg/L)	BGWC-8	-0.003776	-44	-74	No	19	0	n/a	n/a	0.01	NP
Boron (mg/L)	**BGWC-9**	**-0.04004**	**-92**	**-74**	**Yes**	**19**	**0**	**n/a**	**n/a**	**0.01**	**NP**
Calcium (mg/L)	**BGWA-2 (bg)**	**2.945**	**115**	**81**	**Yes**	**20**	**0**	**n/a**	**n/a**	**0.01**	**NP**
Calcium (mg/L)	BGWA-29 (bg)	-0.06243	-12	-81	No	20	0	n/a	n/a	0.01	NP
Calcium (mg/L)	BGWA-33 (bg)	2.65	10	25	No	9	0	n/a	n/a	0.01	NP
Calcium (mg/L)	BGWA-47D (bg)	6.309	23	38	No	12	0	n/a	n/a	0.01	NP
Calcium (mg/L)	BGWA-48D (bg)	9.531	10	38	No	12	0	n/a	n/a	0.01	NP
Calcium (mg/L)	**BGWC-12**	**14.17**	**146**	**74**	**Yes**	**19**	**0**	**n/a**	**n/a**	**0.01**	**NP**
Calcium (mg/L)	BGWC-14A	21.17	26	38	No	12	0	n/a	n/a	0.01	NP
Calcium (mg/L)	**BGWC-16**	**6.772**	**87**	**74**	**Yes**	**19**	**0**	**n/a**	**n/a**	**0.01**	**NP**
Calcium (mg/L)	**BGWC-20**	**13.98**	**113**	**74**	**Yes**	**19**	**0**	**n/a**	**n/a**	**0.01**	**NP**
Calcium (mg/L)	**BGWC-22**	**59.98**	**182**	**98**	**Yes**	**23**	**0**	**n/a**	**n/a**	**0.01**	**NP**
Calcium (mg/L)	**BGWC-23**	**78.86**	**160**	**87**	**Yes**	**21**	**0**	**n/a**	**n/a**	**0.01**	**NP**
Calcium (mg/L)	BGWC-24	-21.57	-29	-92	No	22	0	n/a	n/a	0.01	NP
Calcium (mg/L)	BGWC-7	-1.232	-34	-74	No	19	0	n/a	n/a	0.01	NP
Chloride (mg/L)	BGWA-2 (bg)	0.2119	70	81	No	20	0	n/a	n/a	0.01	NP
Chloride (mg/L)	**BGWA-29 (bg)**	**-0.1487**	**-135**	**-81**	**Yes**	**20**	**0**	**n/a**	**n/a**	**0.01**	**NP**
Chloride (mg/L)	BGWA-33 (bg)	-0.3057	-5	-21	No	8	0	n/a	n/a	0.01	NP
Chloride (mg/L)	BGWA-47D (bg)	-0.3104	-34	-38	No	12	0	n/a	n/a	0.01	NP
Chloride (mg/L)	BGWA-48D (bg)	1.969	33	38	No	12	0	n/a	n/a	0.01	NP
Chloride (mg/L)	**BGWC-10**	**1.301**	**113**	**74**	**Yes**	**19**	**0**	**n/a**	**n/a**	**0.01**	**NP**
Chloride (mg/L)	**BGWC-12**	**-5.329**	**-158**	**-74**	**Yes**	**19**	**0**	**n/a**	**n/a**	**0.01**	**NP**
Chloride (mg/L)	BGWC-14A	-3.124	-15	-38	No	12	0	n/a	n/a	0.01	NP
Chloride (mg/L)	**BGWC-16**	**-4.056**	**-110**	**-74**	**Yes**	**19**	**0**	**n/a**	**n/a**	**0.01**	**NP**
Chloride (mg/L)	BGWC-17	0.8172	29	74	No	19	0	n/a	n/a	0.01	NP
Chloride (mg/L)	BGWC-18	-3.744	-63	-74	No	19	0	n/a	n/a	0.01	NP
Chloride (mg/L)	BGWC-20	1.884	50	74	No	19	0	n/a	n/a	0.01	NP
Chloride (mg/L)	**BGWC-22**	**57.74**	**130**	**98**	**Yes**	**23**	**0**	**n/a**	**n/a**	**0.01**	**NP**
Chloride (mg/L)	**BGWC-23**	**95.49**	**138**	**87**	**Yes**	**21**	**0**	**n/a**	**n/a**	**0.01**	**NP**
Chloride (mg/L)	**BGWC-24**	**-146**	**-94**	**-92**	**Yes**	**22**	**0**	**n/a**	**n/a**	**0.01**	**NP**
Chloride (mg/L)	**BGWC-30**	**-150.4**	**-143**	**-92**	**Yes**	**22**	**0**	**n/a**	**n/a**	**0.01**	**NP**
Chloride (mg/L)	**BGWC-9**	**-5.154**	**-104**	**-74**	**Yes**	**19**	**0**	**n/a**	**n/a**	**0.01**	**NP**
pH (s.u.)	BGWA-2 (bg)	-0.04476	-104	-105	No	24	0	n/a	n/a	0.01	NP
pH (s.u.)	BGWA-29 (bg)	0.005772	17	98	No	23	0	n/a	n/a	0.01	NP
pH (s.u.)	BGWA-33 (bg)	-0.1448	-22	-34	No	11	0	n/a	n/a	0.01	NP
pH (s.u.)	**BGWA-47D (bg)**	**-0.1588**	**-54**	**-43**	**Yes**	**13**	**0**	**n/a**	**n/a**	**0.01**	**NP**
pH (s.u.)	BGWA-48D (bg)	-0.2026	-41	-43	No	13	0	n/a	n/a	0.01	NP
pH (s.u.)	**BGWC-16**	**-0.06548**	**-161**	**-98**	**Yes**	**23**	**0**	**n/a**	**n/a**	**0.01**	**NP**
pH (s.u.)	BGWC-19	-0.005105	-31	-98	No	23	0	n/a	n/a	0.01	NP
pH (s.u.)	**BGWC-24**	**-0.05117**	**-165**	**-118**	**Yes**	**26**	**0**	**n/a**	**n/a**	**0.01**	**NP**
Sulfate (mg/L)	**BGWA-2 (bg)**	**1.439**	**131**	**81**	**Yes**	**20**	**0**	**n/a**	**n/a**	**0.01**	**NP**
Sulfate (mg/L)	BGWA-29 (bg)	-0.3385	-39	-81	No	20	0	n/a	n/a	0.01	NP
Sulfate (mg/L)	BGWA-33 (bg)	-1.483	-14	-21	No	8	0	n/a	n/a	0.01	NP
Sulfate (mg/L)	**BGWA-47D (bg)**	**8.354**	**44**	**38**	**Yes**	**12**	**0**	**n/a**	**n/a**	**0.01**	**NP**
Sulfate (mg/L)	BGWA-48D (bg)	-7.306	-30	-38	No	12	0	n/a	n/a	0.01	NP
Sulfate (mg/L)	BGWC-10	-1.042	-62	-74	No	19	0	n/a	n/a	0.01	NP
Sulfate (mg/L)	**BGWC-12**	**30.17**	**119**	**74**	**Yes**	**19**	**0**	**n/a**	**n/a**	**0.01**	**NP**
Sulfate (mg/L)	BGWC-14A	68.69	20	38	No	12	0	n/a	n/a	0.01	NP
Sulfate (mg/L)	**BGWC-16**	**14.92**	**96**	**74**	**Yes**	**19**	**0**	**n/a**	**n/a**	**0.01**	**NP**

Appendix III Trend Tests - All Results

Plant Bowen Client: Southern Company Data: Bowen AP-1 Printed 11/15/2022, 8:18 PM

Constituent	Well	Slope	Calc.	Critical	Sig.	N	%NDs	Normality	Xform	Alpha	Method
Sulfate (mg/L)	BGWC-17	-4.42	-51	-74	No	19	0	n/a	n/a	0.01	NP
Sulfate (mg/L)	**BGWC-19**	**-9.18**	**-75**	**-74**	**Yes**	**19**	**0**	**n/a**	**n/a**	**0.01**	**NP**
Sulfate (mg/L)	BGWC-20	-3.975	-11	-74	No	19	0	n/a	n/a	0.01	NP
Sulfate (mg/L)	BGWC-22	10.94	35	98	No	23	0	n/a	n/a	0.01	NP
Sulfate (mg/L)	BGWC-23	27.13	77	87	No	21	0	n/a	n/a	0.01	NP
Sulfate (mg/L)	BGWC-24	-38.99	-75	-92	No	22	0	n/a	n/a	0.01	NP
Sulfate (mg/L)	**BGWC-7**	**-40.5**	**-86**	**-74**	**Yes**	**19**	**0**	**n/a**	**n/a**	**0.01**	**NP**
Sulfate (mg/L)	**BGWC-9**	**-7.855**	**-94**	**-74**	**Yes**	**19**	**0**	**n/a**	**n/a**	**0.01**	**NP**
Total Dissolved Solids (mg/L)	BGWA-2 (bg)	8.12	73	74	No	19	0	n/a	n/a	0.01	NP
Total Dissolved Solids (mg/L)	BGWA-29 (bg)	-2.288	-46	-74	No	19	0	n/a	n/a	0.01	NP
Total Dissolved Solids (mg/L)	BGWA-33 (bg)	-8.072	-8	-25	No	9	0	n/a	n/a	0.01	NP
Total Dissolved Solids (mg/L)	BGWA-47D (bg)	10.2	20	38	No	12	0	n/a	n/a	0.01	NP
Total Dissolved Solids (mg/L)	BGWA-48D (bg)	4.746	4	38	No	12	0	n/a	n/a	0.01	NP
Total Dissolved Solids (mg/L)	**BGWC-12**	**55.89**	**105**	**74**	**Yes**	**19**	**0**	**n/a**	**n/a**	**0.01**	**NP**
Total Dissolved Solids (mg/L)	BGWC-14A	79.17	22	38	No	12	0	n/a	n/a	0.01	NP
Total Dissolved Solids (mg/L)	BGWC-16	20.37	69	74	No	19	0	n/a	n/a	0.01	NP
Total Dissolved Solids (mg/L)	BGWC-20	29.86	63	74	No	19	0	n/a	n/a	0.01	NP
Total Dissolved Solids (mg/L)	**BGWC-22**	**227.7**	**93**	**81**	**Yes**	**20**	**0**	**n/a**	**n/a**	**0.01**	**NP**
Total Dissolved Solids (mg/L)	**BGWC-23**	**238.1**	**121**	**74**	**Yes**	**19**	**0**	**n/a**	**n/a**	**0.01**	**NP**
Total Dissolved Solids (mg/L)	BGWC-24	-217.9	-54	-81	No	20	0	n/a	n/a	0.01	NP
Total Dissolved Solids (mg/L)	**BGWC-30**	**-394.4**	**-120**	**-81**	**Yes**	**20**	**0**	**n/a**	**n/a**	**0.01**	**NP**
Total Dissolved Solids (mg/L)	**BGWC-7**	**-53.6**	**-103**	**-74**	**Yes**	**19**	**0**	**n/a**	**n/a**	**0.01**	**NP**

Upper Tolerance Limits Summary Table

Plant Bowen Client: Southern Company Data: Bowen AP-1 Printed 11/15/2022, 8:35 PM

Constituent	Upper Lim.	Lower Lim.	Date	Observ.	Sig.	Bg N	%NDs	Transform	Alpha	Method
Antimony (mg/L)	0.0042	n/a	n/a	n/a	n/a	70	57.14	n/a	0.02758	NP Inter(NDs)
Arsenic (mg/L)	0.01	n/a	n/a	n/a	n/a	80	50	n/a	0.01652	NP Inter(normality)
Barium (mg/L)	0.218	n/a	n/a	n/a	n/a	80	0	n/a	0.01652	NP Inter(normality)
Beryllium (mg/L)	0.0005	n/a	n/a	n/a	n/a	76	98.68	n/a	0.02028	NP Inter(NDs)
Cadmium (mg/L)	0.0005	n/a	n/a	n/a	n/a	80	97.5	n/a	0.01652	NP Inter(NDs)
Chromium (mg/L)	0.005	n/a	n/a	n/a	n/a	76	60.53	n/a	0.02028	NP Inter(NDs)
Cobalt (mg/L)	0.005	n/a	n/a	n/a	n/a	81	91.36	n/a	0.01569	NP Inter(NDs)
Combined Radium 226 + 228 (pCi/L)	1.665	n/a	n/a	n/a	n/a	79	0	No	0.05	Inter
Fluoride (mg/L)	0.57	n/a	n/a	n/a	n/a	83	49.4	n/a	0.01416	NP Inter(normality)
Lead (mg/L)	0.0024	n/a	n/a	n/a	n/a	76	64.47	n/a	0.02028	NP Inter(NDs)
Lithium (mg/L)	0.03	n/a	n/a	n/a	n/a	80	81.25	n/a	0.01652	NP Inter(NDs)
Mercury (mg/L)	0.00022	n/a	n/a	n/a	n/a	76	90.79	n/a	0.02028	NP Inter(NDs)
Molybdenum (mg/L)	0.034	n/a	n/a	n/a	n/a	82	53.66	n/a	0.01491	NP Inter(NDs)
Selenium (mg/L)	0.005	n/a	n/a	n/a	n/a	76	86.84	n/a	0.02028	NP Inter(NDs)
Thallium (mg/L)	0.001	n/a	n/a	n/a	n/a	80	83.75	n/a	0.01652	NP Inter(NDs)

BOWEN ASH POND 1 GWPS				
Constituent Name	**MCL**	**CCR-Rule Specified**	**Background Limit**	**GWPS**
Antimony, Total (mg/L)	0.006		0.0042	0.006
Arsenic, Total (mg/L)	0.01		0.01	0.01
Barium, Total (mg/L)	2		0.22	2
Beryllium, Total (mg/L)	0.004		0.0005	0.004
Cadmium, Total (mg/L)	0.005		0.0005	0.005
Chromium, Total (mg/L)	0.1		0.005	0.1
Cobalt, Total (mg/L)		0.006	0.005	0.006
Combined Radium, Total (pCi/L)	5		1.67	5
Fluoride, Total (mg/L)	4		0.57	4
Lead, Total (mg/L)		0.015	0.0024	0.015
Lithium, Total (mg/L)		0.04	0.03	0.04
Mercury, Total (mg/L)	0.002		0.0002	0.002
Molybdenum, Total (mg/L)		0.1	0.034	0.1
Selenium, Total (mg/L)	0.05		0.005	0.05
Thallium, Total (mg/L)	0.002		0.001	0.002

**GWPS = Groundwater Protection Standard*

**MCL = Maximum Contaminant Level*

**CCR = Coal Combustion Residuals*

Confidence Intervals - Significant Results

Plant Bowen Client: Southern Company Data: Bowen AP-1 Printed 4/18/2023, 12:41 PM

Constituent	Well	Upper Lim.	Lower Lim.	Compliance	Sig.	N	Mean	Std. Dev.	%NDs	ND Adj.	Transform	Alpha	Method
Arsenic (mg/L)	**BGWC-34D**	**0.01848**	**0.01522**	**0.01**	**Yes**	**13**	**0.01685**	**0.002193**	**0**	**None**	**No**	**0.01**	**Param.**
Cobalt (mg/L)	**BGWC-22**	**0.02671**	**0.01664**	**0.006**	**Yes**	**25**	**0.02168**	**0.01011**	**0**	**None**	**No**	**0.01**	**Param.**
Molybdenum (mg/L)	**BGWC-43D**	**0.2157**	**0.1354**	**0.1**	**Yes**	**9**	**0.1756**	**0.04157**	**0**	**None**	**No**	**0.01**	**Param.**

Confidence Intervals - All Results

Plant Bowen Client: Southern Company Data: Bowen AP-1 Printed 4/18/2023, 12:45 PM

Constituent	Well	Upper Lim.	Lower Lim.	Compliance	Sig.	N	Mean	Std. Dev.	%NDs	ND Adj.	Transform	Alpha	Method
Antimony (mg/L)	BGWC-10	0.003	0.0022	0.006	No	18	0.002822	0.0004292	83.33	None	No	0.01	NP (NDs)
Antimony (mg/L)	BGWC-14A	0.003	0.00061	0.006	No	13	0.002608	0.0009578	84.62	None	No	0.01	NP (NDs)
Antimony (mg/L)	BGWC-16	0.003	0.0004	0.006	No	18	0.002856	0.0006128	94.44	None	No	0.01	NP (NDs)
Antimony (mg/L)	BGWC-17	0.003	0.0002	0.006	No	18	0.002844	0.00066	94.44	None	No	0.01	NP (NDs)
Antimony (mg/L)	BGWC-19	0.003	0.0005	0.006	No	18	0.002861	0.0005893	94.44	None	No	0.01	NP (NDs)
Antimony (mg/L)	BGWC-20	0.003	0.0014	0.006	No	18	0.002772	0.0006807	88.89	None	No	0.01	NP (NDs)
Antimony (mg/L)	BGWC-21	0.003	0.0017	0.006	No	17	0.002829	0.0004845	88.24	None	No	0.01	NP (NDs)
Antimony (mg/L)	BGWC-22	0.003	0.0023	0.006	No	18	0.00276	0.0006713	83.33	None	No	0.01	NP (NDs)
Antimony (mg/L)	BGWC-23	0.03	0.0014	0.006	No	18	0.02046	0.0139	66.67	None	No	0.01	NP (NDs)
Antimony (mg/L)	BGWC-24	0.03	0.0032	0.006	No	18	0.02231	0.01279	72.22	None	No	0.01	NP (NDs)
Antimony (mg/L)	BGWC-25	0.003	0.0013	0.006	No	18	0.002906	0.0004007	94.44	None	No	0.01	NP (NDs)
Antimony (mg/L)	BGWC-31	0.003	0.00038	0.006	No	8	0.002673	0.0009263	87.5	None	No	0.004	NP (NDs)
Antimony (mg/L)	BGWC-32	0.003	0.00036	0.006	No	8	0.002344	0.001215	75	None	No	0.004	NP (NDs)
Antimony (mg/L)	BGWC-34D	0.003	0.00049	0.006	No	8	0.00241	0.001095	75	None	No	0.004	NP (NDs)
Antimony (mg/L)	BGWC-35D	0.003	0.00064	0.006	No	8	0.002413	0.001088	75	None	No	0.004	NP (NDs)
Antimony (mg/L)	BGWC-36D	0.003	0.00096	0.006	No	8	0.002745	0.0007212	87.5	None	No	0.004	NP (NDs)
Antimony (mg/L)	BGWC-37D	0.003	0.00041	0.006	No	8	0.002576	0.000919	75	None	No	0.004	NP (NDs)
Antimony (mg/L)	BGWC-38D	0.005625	0.0002504	0.006	No	8	0.00334	0.003358	25	Kaplan-Meier	sqrt(x)	0.01	Param.
Antimony (mg/L)	BGWC-40	0.003	0.0005	0.006	No	8	0.002688	0.0008839	87.5	None	No	0.004	NP (NDs)
Antimony (mg/L)	BGWC-41D	0.003	0.0014	0.006	No	6	0.002467	0.0008262	66.67	None	No	0.0155	NP (NDs)
Antimony (mg/L)	BGWC-42D	0.001729	0.0003839	0.006	No	6	0.001892	0.0009957	33.33	Kaplan-Meier	No	0.01	Param.
Antimony (mg/L)	BGWC-43D	0.003	0.00058	0.006	No	6	0.002248	0.001169	66.67	Kaplan-Meier	No	0.0155	NP (NDs)
Antimony (mg/L)	BGWC-44D	0.00628	0.0005142	0.006	No	6	0.003217	0.002917	16.67	Kaplan-Meier	sqrt(x)	0.01	Param.
Antimony (mg/L)	BGWC-49D	0.003	0.00039	0.006	No	4	0.002348	0.001305	75	Kaplan-Meier	No	0.0625	NP (NDs)
Antimony (mg/L)	BGWC-50D	0.003	0.0019	0.006	No	4	0.002725	0.00055	75	None	No	0.0625	NP (NDs)
Antimony (mg/L)	BGWC-51	0.003	0.0019	0.006	No	6	0.002817	0.0004491	83.33	None	No	0.0155	NP (NDs)
Antimony (mg/L)	BGWC-52	0.003	0.00053	0.006	No	6	0.002047	0.001138	50	None	No	0.0155	NP (normality)
Antimony (mg/L)	BGWC-7	0.003	0.0016	0.006	No	18	0.00255	0.0009109	77.78	None	No	0.01	NP (NDs)
Antimony (mg/L)	BGWC-8	0.003	0.00059	0.006	No	18	0.002581	0.0009657	83.33	None	No	0.01	NP (NDs)
Antimony (mg/L)	BGWC-9	0.003	0.0014	0.006	No	17	0.002461	0.001026	76.47	None	No	0.01	NP (NDs)
Arsenic (mg/L)	BGWA-6	0.005	0.0011	0.01	No	19	0.003551	0.00197	63.16	None	No	0.01	NP (NDs)
Arsenic (mg/L)	BGWC-10	0.007347	0.00569	0.01	No	22	0.006518	0.001544	0	None	No	0.01	Param.
Arsenic (mg/L)	BGWC-12	0.005	0.00085	0.01	No	22	0.002638	0.001996	36.36	None	No	0.01	NP (normality)
Arsenic (mg/L)	BGWC-14A	0.005	0.0011	0.01	No	13	0.004038	0.001601	69.23	None	No	0.01	NP (NDs)
Arsenic (mg/L)	BGWC-16	0.005	0.00074	0.01	No	22	0.003281	0.002126	59.09	None	No	0.01	NP (NDs)
Arsenic (mg/L)	BGWC-17	0.005	0.0012	0.01	No	22	0.003532	0.002006	63.64	None	No	0.01	NP (NDs)
Arsenic (mg/L)	BGWC-18	0.005	0.0013	0.01	No	22	0.003514	0.002043	63.64	None	No	0.01	NP (NDs)
Arsenic (mg/L)	BGWC-19	0.005	0.00074	0.01	No	22	0.003125	0.002135	54.55	None	No	0.01	NP (NDs)
Arsenic (mg/L)	BGWC-20	0.005	0.0015	0.01	No	22	0.002928	0.001844	40.91	None	No	0.01	NP (normality)
Arsenic (mg/L)	BGWC-21	0.005	0.00087	0.01	No	21	0.002971	0.002023	47.62	None	No	0.01	NP (normality)
Arsenic (mg/L)	BGWC-22	0.0036	0.0016	0.01	No	22	0.004632	0.00672	9.091	None	No	0.01	NP (normality)
Arsenic (mg/L)	BGWC-23	0.004004	0.001712	0.01	No	22	0.003854	0.005088	4.545	None	ln(x)	0.01	Param.
Arsenic (mg/L)	BGWC-24	0.005413	0.002903	0.01	No	23	0.0044	0.002652	13.04	None	sqrt(x)	0.01	Param.
Arsenic (mg/L)	BGWC-25	0.002976	0.002088	0.01	No	22	0.002577	0.0009045	4.545	None	sqrt(x)	0.01	Param.
Arsenic (mg/L)	BGWC-30	0.005	0.001	0.01	No	22	0.002846	0.001907	36.36	None	No	0.01	NP (normality)
Arsenic (mg/L)	BGWC-31	0.005654	0.003837	0.01	No	11	0.004745	0.00109	0	None	No	0.01	Param.
Arsenic (mg/L)	BGWC-32	0.002859	0.000915	0.01	No	11	0.002466	0.001663	18.18	Kaplan-Meier	No	0.01	Param.
Arsenic (mg/L)	**BGWC-34D**	**0.01848**	**0.01522**	**0.01**	**Yes**	**13**	**0.01685**	**0.002193**	**0**	**None**	**No**	**0.01**	**Param.**
Arsenic (mg/L)	BGWC-35D	0.003649	0.001267	0.01	No	11	0.002505	0.001576	9.091	None	sqrt(x)	0.01	Param.
Arsenic (mg/L)	BGWC-36D	0.005	0.00064	0.01	No	11	0.002883	0.002083	45.45	None	No	0.006	NP (normality)
Arsenic (mg/L)	BGWC-37D	0.03294	0.009806	0.01	No	8	0.02138	0.01091	0	None	No	0.01	Param.
Arsenic (mg/L)	BGWC-38D	0.004037	0.001288	0.01	No	8	0.002662	0.001297	12.5	None	No	0.01	Param.
Arsenic (mg/L)	BGWC-39	0.0055	0.00055	0.01	No	8	0.003956	0.001772	37.5	None	No	0.004	NP (selected)
Arsenic (mg/L)	BGWC-40	0.002874	0.0006583	0.01	No	8	0.002979	0.001892	37.5	Kaplan-Meier	No	0.01	Param.
Arsenic (mg/L)	BGWC-41D	0.005539	0.0005345	0.01	No	6	0.003037	0.001821	0	None	No	0.01	Param.

Confidence Intervals - All Results

Plant Bowen Client: Southern Company Data: Bowen AP-1 Printed 4/18/2023, 12:45 PM

Constituent	Well	Upper Lim.	Lower Lim.	Compliance	Sig.	N	Mean	Std. Dev.	%NDs	ND Adj.	Transform	Alpha	Method
Arsenic (mg/L)	BGWC-42D	0.00887	0.001063	0.01	No	6	0.004967	0.002842	0	None	No	0.01	Param.
Arsenic (mg/L)	BGWC-43D	0.005018	0.0005427	0.01	No	6	0.002465	0.001752	0	None	sqrt(x)	0.01	Param.
Arsenic (mg/L)	BGWC-44D	0.007489	0.001711	0.01	No	6	0.0046	0.002103	0	None	No	0.01	Param.
Arsenic (mg/L)	BGWC-49D	0.0076	0.0023	0.01	No	4	0.00465	0.002453	0	None	No	0.0625	NP (selected)
Arsenic (mg/L)	BGWC-50D	0.004488	0.0009123	0.01	No	4	0.0027	0.0007874	0	None	No	0.01	Param.
Arsenic (mg/L)	BGWC-51	0.006208	0.001125	0.01	No	6	0.0043	0.001826	33.33	Kaplan-Meier	No	0.01	Param.
Arsenic (mg/L)	BGWC-52	0.002738	0.0006572	0.01	No	6	0.002798	0.001835	33.33	Kaplan-Meier	No	0.01	Param.
Arsenic (mg/L)	BGWC-7	0.002772	0.001991	0.01	No	22	0.002382	0.0007274	9.091	None	No	0.01	Param.
Arsenic (mg/L)	BGWC-8	0.005	0.00065	0.01	No	22	0.002499	0.002147	40.91	None	No	0.01	NP (normality)
Arsenic (mg/L)	BGWC-9	0.002829	0.002123	0.01	No	21	0.002476	0.0006395	9.524	None	No	0.01	Param.
Barium (mg/L)	BGWA-6	0.016	0.0114	2	No	19	0.01792	0.01284	0	None	No	0.01	NP (normality)
Barium (mg/L)	BGWC-10	0.05901	0.04572	2	No	22	0.05236	0.01238	0	None	No	0.01	Param.
Barium (mg/L)	BGWC-12	0.03701	0.03057	2	No	22	0.03379	0.005999	0	None	No	0.01	Param.
Barium (mg/L)	BGWC-14A	0.04203	0.03212	2	No	13	0.03708	0.006664	0	None	No	0.01	Param.
Barium (mg/L)	BGWC-16	0.03029	0.02741	2	No	22	0.02885	0.002676	0	None	No	0.01	Param.
Barium (mg/L)	BGWC-17	0.01844	0.01568	2	No	22	0.01713	0.002654	0	None	sqrt(x)	0.01	Param.
Barium (mg/L)	BGWC-18	0.03508	0.03019	2	No	22	0.03263	0.004555	0	None	No	0.01	Param.
Barium (mg/L)	BGWC-19	0.03837	0.03172	2	No	22	0.03505	0.00619	0	None	No	0.01	Param.
Barium (mg/L)	BGWC-20	0.03403	0.03088	2	No	22	0.03245	0.002928	0	None	No	0.01	Param.
Barium (mg/L)	BGWC-21	0.04332	0.03236	2	No	21	0.03784	0.009932	0	None	No	0.01	Param.
Barium (mg/L)	BGWC-22	0.09069	0.08065	2	No	22	0.08567	0.009353	0	None	No	0.01	Param.
Barium (mg/L)	BGWC-23	0.11	0.085	2	No	22	0.0988	0.01433	0	None	No	0.01	NP (normality)
Barium (mg/L)	BGWC-24	0.1076	0.07675	2	No	23	0.09216	0.02945	0	None	No	0.01	Param.
Barium (mg/L)	BGWC-25	0.02513	0.01829	2	No	22	0.02203	0.006693	0	None	sqrt(x)	0.01	Param.
Barium (mg/L)	BGWC-30	0.191	0.074	2	No	22	0.1196	0.05938	0	None	No	0.01	NP (normality)
Barium (mg/L)	BGWC-31	0.04429	0.03486	2	No	11	0.03964	0.005971	0	None	x^(1/3)	0.01	Param.
Barium (mg/L)	BGWC-32	0.1222	0.09054	2	No	11	0.1065	0.01946	0	None	sqrt(x)	0.01	Param.
Barium (mg/L)	BGWC-34D	0.04969	0.03721	2	No	11	0.04345	0.007488	0	None	No	0.01	Param.
Barium (mg/L)	BGWC-35D	0.09933	0.0663	2	No	11	0.08282	0.01982	0	None	No	0.01	Param.
Barium (mg/L)	BGWC-36D	0.084	0.062	2	No	11	0.07264	0.01407	0	None	No	0.006	NP (normality)
Barium (mg/L)	BGWC-37D	0.12	0.087	2	No	8	0.09625	0.01078	0	None	No	0.004	NP (normality)
Barium (mg/L)	BGWC-38D	0.2032	0.09383	2	No	8	0.1485	0.05158	0	None	No	0.01	Param.
Barium (mg/L)	BGWC-39	0.08089	0.04711	2	No	8	0.064	0.01594	0	None	No	0.01	Param.
Barium (mg/L)	BGWC-40	0.05858	0.04542	2	No	8	0.052	0.006211	0	None	No	0.01	Param.
Barium (mg/L)	BGWC-41D	0.06516	0.04817	2	No	6	0.05667	0.006186	0	None	No	0.01	Param.
Barium (mg/L)	BGWC-42D	0.1381	0.06152	2	No	6	0.09983	0.02789	0	None	No	0.01	Param.
Barium (mg/L)	BGWC-43D	0.08084	0.06183	2	No	6	0.07133	0.006919	0	None	No	0.01	Param.
Barium (mg/L)	BGWC-44D	0.02602	0.01965	2	No	6	0.02283	0.002317	0	None	No	0.01	Param.
Barium (mg/L)	BGWC-49D	0.1072	0.04781	2	No	4	0.0775	0.01308	0	None	No	0.01	Param.
Barium (mg/L)	BGWC-50D	0.06629	0.01421	2	No	4	0.04025	0.01147	0	None	No	0.01	Param.
Barium (mg/L)	BGWC-51	0.06959	0.006781	2	No	6	0.03818	0.02286	0	None	No	0.01	Param.
Barium (mg/L)	BGWC-52	0.1027	0.01995	2	No	6	0.06133	0.03012	0	None	No	0.01	Param.
Barium (mg/L)	BGWC-7	0.0389	0.03301	2	No	22	0.03595	0.005493	0	None	No	0.01	Param.
Barium (mg/L)	BGWC-8	0.03052	0.02708	2	No	22	0.02808	0.00561	0	None	x^3	0.01	Param.
Barium (mg/L)	BGWC-9	0.03168	0.02743	2	No	21	0.02955	0.003848	0	None	No	0.01	Param.
Beryllium (mg/L)	BGWC-12	0.0005	0.000076	0.004	No	20	0.0004561	0.0001352	90	None	No	0.01	NP (NDs)
Beryllium (mg/L)	BGWC-16	0.003	0.00012	0.004	No	20	0.001414	0.001472	45	None	No	0.01	NP (normality)
Beryllium (mg/L)	BGWC-17	0.0005	0.000065	0.004	No	20	0.0004119	0.0001808	80	None	No	0.01	NP (NDs)
Beryllium (mg/L)	BGWC-18	0.0005	0.000076	0.004	No	20	0.000351	0.0002086	65	None	No	0.01	NP (NDs)
Beryllium (mg/L)	BGWC-19	0.003	0.00008	0.004	No	20	0.00183	0.001471	60	None	No	0.01	NP (NDs)
Beryllium (mg/L)	BGWC-22	0.003	0.00011	0.004	No	20	0.001409	0.001477	45	None	No	0.01	NP (normality)
Beryllium (mg/L)	BGWC-23	0.0005	0.000054	0.004	No	20	0.0004777	0.00009973	95	None	No	0.01	NP (NDs)
Beryllium (mg/L)	BGWC-24	0.0005	0.00017	0.004	No	21	0.0003697	0.0001744	61.9	None	No	0.01	NP (NDs)
Beryllium (mg/L)	BGWC-36D	0.0005	0.0005	0.004	No	10	0.000457	0.000136	90	None	No	0.011	NP (NDs)
Beryllium (mg/L)	BGWC-38D	0.0005	0.000054	0.004	No	8	0.0002826	0.0002326	50	None	No	0.004	NP (normality)

Confidence Intervals - All Results

Plant Bowen Client: Southern Company Data: Bowen AP-1 Printed 4/18/2023, 12:45 PM

Constituent	Well	Upper Lim.	Lower Lim.	Compliance	Sig.	N	Mean	Std. Dev.	%NDs	ND Adj.	Transform	Alpha	Method
Beryllium (mg/L)	BGWC-39	0.0005	0.000079	0.004	No	8	0.0004474	0.0001488	87.5	None	No	0.004	NP (NDs)
Beryllium (mg/L)	BGWC-51	0.0001879	0.00006138	0.004	No	6	0.0001838	0.0001626	16.67	Kaplan-Meier	sqrt(x)	0.01	Param.
Beryllium (mg/L)	BGWC-52	0.0005	0.000052	0.004	No	6	0.0004253	0.0001829	83.33	None	No	0.0155	NP (NDs)
Cadmium (mg/L)	BGWC-14A	0.0005	0.00016	0.005	No	13	0.0003208	0.0001599	38.46	None	No	0.01	NP (normality)
Cadmium (mg/L)	BGWC-16	0.001693	0.001307	0.005	No	22	0.0015	0.0003599	0	None	No	0.01	Param.
Cadmium (mg/L)	BGWC-17	0.0005	0.00015	0.005	No	22	0.0003027	0.0001739	40.91	None	No	0.01	NP (normality)
Cadmium (mg/L)	BGWC-18	0.0003808	0.0001718	0.005	No	22	0.0004251	0.0001792	50	Kaplan-Meier	No	0.01	Param.
Cadmium (mg/L)	BGWC-19	0.0005	0.0002	0.005	No	22	0.00045	0.00013	86.36	Kaplan-Meier	No	0.01	NP (NDs)
Cadmium (mg/L)	BGWC-20	0.0005	0.00008	0.005	No	22	0.0004809	0.00008954	95.45	Kaplan-Meier	No	0.01	NP (NDs)
Cadmium (mg/L)	BGWC-22	0.005	0.00033	0.005	No	22	0.00348	0.002279	68.18	None	No	0.01	NP (NDs)
Cadmium (mg/L)	BGWC-23	0.0005	0.00019	0.005	No	22	0.0004859	0.00006609	95.45	None	No	0.01	NP (NDs)
Cadmium (mg/L)	BGWC-24	0.00562	0.003048	0.005	No	23	0.004334	0.002459	0	None	No	0.01	Param.
Cadmium (mg/L)	BGWC-30	0.0005	0.0003	0.005	No	22	0.0004172	0.0001357	54.55	None	No	0.01	NP (NDs)
Cadmium (mg/L)	BGWC-38D	0.00081	0.00032	0.005	No	8	0.0005163	0.0001344	75	None	No	0.004	NP (NDs)
Cadmium (mg/L)	BGWC-39	0.0002541	0.0001271	0.005	No	8	0.0003063	0.00017	37.5	Kaplan-Meier	ln(x)	0.01	Param.
Cadmium (mg/L)	BGWC-43D	0.001505	0.00001214	0.005	No	6	0.0007583	0.0005432	0	None	No	0.01	Param.
Cadmium (mg/L)	BGWC-51	0.000601	0.0002156	0.005	No	6	0.0004783	0.0001289	33.33	Kaplan-Meier	No	0.01	Param.
Cadmium (mg/L)	BGWC-52	0.0005	0.00018	0.005	No	6	0.0003517	0.0001645	50	None	No	0.0155	NP (normality)
Chromium (mg/L)	BGWA-6	0.005	0.0044	0.1	No	18	0.004772	0.0008288	88.89	None	No	0.01	NP (NDs)
Chromium (mg/L)	BGWC-10	0.005	0.0011	0.1	No	20	0.004805	0.0008721	95	None	No	0.01	NP (NDs)
Chromium (mg/L)	BGWC-12	0.005	0.00079	0.1	No	20	0.003881	0.00199	75	None	No	0.01	NP (NDs)
Chromium (mg/L)	BGWC-14A	0.026	0.005	0.1	No	13	0.006615	0.005824	92.31	None	No	0.01	NP (NDs)
Chromium (mg/L)	BGWC-16	0.005	0.0019	0.1	No	20	0.00463	0.001154	90	None	No	0.01	NP (NDs)
Chromium (mg/L)	BGWC-17	0.005	0.00044	0.1	No	20	0.004541	0.001411	90	None	No	0.01	NP (NDs)
Chromium (mg/L)	BGWC-18	0.005	0.0011	0.1	No	20	0.00436	0.001565	85	None	No	0.01	NP (NDs)
Chromium (mg/L)	BGWC-20	0.005	0.0011	0.1	No	20	0.003721	0.001822	60	None	No	0.01	NP (NDs)
Chromium (mg/L)	BGWC-21	0.005	0.0025	0.1	No	19	0.004627	0.001171	89.47	None	No	0.01	NP (NDs)
Chromium (mg/L)	BGWC-23	0.005	0.0033	0.1	No	20	0.00414	0.00162	75	None	No	0.01	NP (NDs)
Chromium (mg/L)	BGWC-24	0.005	0.0009	0.1	No	21	0.00438	0.001556	85.71	None	No	0.01	NP (NDs)
Chromium (mg/L)	BGWC-25	0.005	0.0021	0.1	No	20	0.004855	0.0006485	95	None	No	0.01	NP (NDs)
Chromium (mg/L)	BGWC-30	0.005	0.00082	0.1	No	20	0.002315	0.002035	35	None	No	0.01	NP (normality)
Chromium (mg/L)	BGWC-31	0.005	0.00064	0.1	No	10	0.00373	0.00205	70	None	No	0.011	NP (NDs)
Chromium (mg/L)	BGWC-32	0.005	0.00062	0.1	No	10	0.003241	0.002137	50	None	No	0.011	NP (normality)
Chromium (mg/L)	BGWC-35D	0.005	0.00072	0.1	No	10	0.003749	0.002017	70	None	No	0.011	NP (NDs)
Chromium (mg/L)	BGWC-36D	0.005	0.00057	0.1	No	10	0.003274	0.002232	60	None	No	0.011	NP (NDs)
Chromium (mg/L)	BGWC-37D	0.005	0.00068	0.1	No	8	0.00392	0.002	75	None	No	0.004	NP (NDs)
Chromium (mg/L)	BGWC-38D	0.005	0.00042	0.1	No	8	0.00419	0.001662	75	None	No	0.004	NP (NDs)
Chromium (mg/L)	BGWC-39	0.005	0.001	0.1	No	8	0.0045	0.001414	87.5	None	No	0.004	NP (NDs)
Chromium (mg/L)	BGWC-40	0.005	0.00043	0.1	No	8	0.002342	0.002209	37.5	None	No	0.004	NP (normality)
Chromium (mg/L)	BGWC-41D	0.005	0.00068	0.1	No	6	0.00428	0.001764	83.33	None	No	0.0155	NP (NDs)
Chromium (mg/L)	BGWC-42D	0.005	0.00062	0.1	No	6	0.00362	0.002143	66.67	None	No	0.0155	NP (NDs)
Chromium (mg/L)	BGWC-43D	0.005	0.0024	0.1	No	6	0.004567	0.001061	83.33	None	No	0.0155	NP (NDs)
Chromium (mg/L)	BGWC-44D	0.005	0.00093	0.1	No	6	0.003645	0.002099	66.67	None	No	0.0155	NP (NDs)
Chromium (mg/L)	BGWC-49D	0.005	0.00071	0.1	No	4	0.003927	0.002145	75	None	No	0.0625	NP (NDs)
Chromium (mg/L)	BGWC-51	0.005	0.0006	0.1	No	6	0.004267	0.001796	83.33	None	No	0.0155	NP (NDs)
Chromium (mg/L)	BGWC-52	0.005	0.00061	0.1	No	6	0.003652	0.0021	66.67	None	No	0.0155	NP (NDs)
Chromium (mg/L)	BGWC-7	0.005	0.00095	0.1	No	20	0.004355	0.001576	85	None	No	0.01	NP (NDs)
Chromium (mg/L)	BGWC-8	0.005	0.0011	0.1	No	20	0.00542	0.01367	25	None	No	0.01	NP (normality)
Chromium (mg/L)	BGWC-9	0.005	0.002	0.1	No	19	0.004842	0.0006882	94.74	None	No	0.01	NP (NDs)
Cobalt (mg/L)	BGWA-6	0.005	0.0005	0.006	No	19	0.003126	0.002264	57.89	None	No	0.01	NP (NDs)
Cobalt (mg/L)	BGWC-10	0.005	0.00056	0.006	No	22	0.003551	0.002171	68.18	None	No	0.01	NP (NDs)
Cobalt (mg/L)	BGWC-12	0.005	0.00048	0.006	No	22	0.002745	0.002311	50	None	No	0.01	NP (normality)
Cobalt (mg/L)	BGWC-14A	0.002338	0.0009874	0.006	No	13	0.002785	0.001713	30.77	Kaplan-Meier	sqrt(x)	0.01	Param.
Cobalt (mg/L)	BGWC-16	0.008105	0.005468	0.006	No	22	0.006786	0.002456	4.545	None	No	0.01	Param.
Cobalt (mg/L)	BGWC-17	0.005	0.00015	0.006	No	22	0.00478	0.001034	95.45	None	No	0.01	NP (NDs)

Confidence Intervals - All Results

Plant Bowen Client: Southern Company Data: Bowen AP-1 Printed 4/18/2023, 12:45 PM

Constituent	Well	Upper Lim.	Lower Lim.	Compliance	Sig.	N	Mean	Std. Dev.	%NDs	ND Adj.	Transform	Alpha	Method
Cobalt (mg/L)	BGWC-18	0.005	0.0009	0.006	No	22	0.003992	0.001906	77.27	None	No	0.01	NP (NDs)
Cobalt (mg/L)	BGWC-19	0.005	0.000072	0.006	No	22	0.004776	0.001051	95.45	None	No	0.01	NP (NDs)
Cobalt (mg/L)	BGWC-20	0.005	0.0008	0.006	No	22	0.004382	0.001595	86.36	None	No	0.01	NP (NDs)
Cobalt (mg/L)	BGWC-21	0.005	0.00058	0.006	No	21	0.002675	0.002137	42.86	None	No	0.01	NP (normality)
Cobalt (mg/L)	**BGWC-22**	**0.02671**	**0.01664**	**0.006**	**Yes**	**25**	**0.02168**	**0.01011**	**0**	**None**	**No**	**0.01**	**Param.**
Cobalt (mg/L)	BGWC-23	0.005	0.00058	0.006	No	24	0.003716	0.002054	70.83	None	No	0.01	NP (NDs)
Cobalt (mg/L)	BGWC-24	0.004065	0.002943	0.006	No	25	0.003504	0.001125	12	None	No	0.01	Param.
Cobalt (mg/L)	BGWC-25	0.005	0.0006	0.006	No	22	0.004583	0.001352	90.91	None	No	0.01	NP (NDs)
Cobalt (mg/L)	BGWC-30	0.005	0.0009	0.006	No	24	0.003297	0.002079	58.33	None	No	0.01	NP (NDs)
Cobalt (mg/L)	BGWC-31	0.005	0.00036	0.006	No	11	0.002531	0.002367	45.45	None	No	0.006	NP (normality)
Cobalt (mg/L)	BGWC-32	0.007733	0.002582	0.006	No	13	0.005158	0.003463	7.692	None	No	0.01	Param.
Cobalt (mg/L)	BGWC-34D	0.005	0.00042	0.006	No	11	0.001524	0.001743	18.18	None	No	0.006	NP (normality)
Cobalt (mg/L)	BGWC-35D	0.002864	0.0008607	0.006	No	11	0.001907	0.001371	9.091	None	sqrt(x)	0.01	Param.
Cobalt (mg/L)	BGWC-36D	0.005	0.00049	0.006	No	11	0.002638	0.002269	45.45	None	No	0.006	NP (normality)
Cobalt (mg/L)	BGWC-37D	0.001974	0.000586	0.006	No	8	0.00128	0.0006547	12.5	None	No	0.01	Param.
Cobalt (mg/L)	BGWC-38D	0.007152	0.001413	0.006	No	9	0.004311	0.003997	0	None	x^(1/3)	0.01	Param.
Cobalt (mg/L)	BGWC-39	0.005	0.00047	0.006	No	9	0.00382	0.001941	66.67	None	No	0.002	NP (NDs)
Cobalt (mg/L)	BGWC-40	0.0005932	0.0004468	0.006	No	8	0.00052	0.00006908	0	None	No	0.01	Param.
Cobalt (mg/L)	BGWC-41D	0.005	0.0004	0.006	No	6	0.00202	0.002311	33.33	None	No	0.0155	NP (normality)
Cobalt (mg/L)	BGWC-43D	0.005927	0.002359	0.006	No	7	0.004143	0.001502	0	None	No	0.01	Param.
Cobalt (mg/L)	BGWC-49D	0.001165	0.0004948	0.006	No	4	0.00083	0.0001476	0	None	No	0.01	Param.
Cobalt (mg/L)	BGWC-50D	0.002057	0.0001478	0.006	No	4	0.001103	0.0004205	0	None	No	0.01	Param.
Cobalt (mg/L)	BGWC-52	0.005006	0.0003471	0.006	No	6	0.002677	0.001696	0	None	No	0.01	Param.
Cobalt (mg/L)	BGWC-7	0.00091	0.00068	0.006	No	22	0.002431	0.003654	18.18	None	No	0.01	NP (normality)
Cobalt (mg/L)	BGWC-8	0.005	0.0012	0.006	No	22	0.004168	0.001818	81.82	None	No	0.01	NP (NDs)
Cobalt (mg/L)	BGWC-9	0.005	0.0006	0.006	No	21	0.00434	0.001658	85.71	None	No	0.01	NP (NDs)
Combined Radium 226 + 228 (pCi/L)	BGWA-6	0.7035	0.3247	5	No	19	0.546	0.3493	0	None	sqrt(x)	0.01	Param.
Combined Radium 226 + 228 (pCi/L)	BGWC-10	1.443	0.9789	5	No	22	1.237	0.4758	0	None	sqrt(x)	0.01	Param.
Combined Radium 226 + 228 (pCi/L)	BGWC-12	0.741	0.3445	5	No	22	0.5427	0.3693	0	None	No	0.01	Param.
Combined Radium 226 + 228 (pCi/L)	BGWC-14A	1.316	0.5696	5	No	13	0.9428	0.502	0	None	No	0.01	Param.
Combined Radium 226 + 228 (pCi/L)	BGWC-16	1.199	0.7064	5	No	22	0.9525	0.4585	0	None	No	0.01	Param.
Combined Radium 226 + 228 (pCi/L)	BGWC-17	0.8295	0.4521	5	No	22	0.6408	0.3515	0	None	No	0.01	Param.
Combined Radium 226 + 228 (pCi/L)	BGWC-18	1.034	0.5819	5	No	22	0.8455	0.4851	0	None	sqrt(x)	0.01	Param.
Combined Radium 226 + 228 (pCi/L)	BGWC-19	1.113	0.6589	5	No	22	0.8859	0.4228	0	None	No	0.01	Param.
Combined Radium 226 + 228 (pCi/L)	BGWC-20	1.433	0.9253	5	No	22	1.179	0.4728	0	None	No	0.01	Param.
Combined Radium 226 + 228 (pCi/L)	BGWC-21	0.8437	0.4975	5	No	21	0.6706	0.3138	0	None	No	0.01	Param.
Combined Radium 226 + 228 (pCi/L)	BGWC-22	2.9	2.023	5	No	22	2.461	0.8172	0	None	No	0.01	Param.
Combined Radium 226 + 228 (pCi/L)	BGWC-23	1.876	1.131	5	No	22	1.504	0.6938	0	None	No	0.01	Param.
Combined Radium 226 + 228 (pCi/L)	BGWC-24	3.504	1.927	5	No	22	3.109	2.64	0	None	ln(x)	0.01	Param.
Combined Radium 226 + 228 (pCi/L)	BGWC-25	0.9359	0.5206	5	No	22	0.7283	0.3869	0	None	No	0.01	Param.
Combined Radium 226 + 228 (pCi/L)	BGWC-30	2.16	1.191	5	No	21	1.676	0.878	0	None	No	0.01	Param.
Combined Radium 226 + 228 (pCi/L)	BGWC-31	1.809	1.015	5	No	11	1.412	0.4763	0	None	No	0.01	Param.
Combined Radium 226 + 228 (pCi/L)	BGWC-32	2.156	1.197	5	No	11	1.677	0.5753	0	None	No	0.01	Param.
Combined Radium 226 + 228 (pCi/L)	BGWC-34D	2.881	1.681	5	No	11	2.281	0.7197	0	None	No	0.01	Param.
Combined Radium 226 + 228 (pCi/L)	BGWC-35D	3.1	1.931	5	No	11	2.515	0.7013	0	None	No	0.01	Param.
Combined Radium 226 + 228 (pCi/L)	BGWC-36D	2.347	1.305	5	No	11	1.826	0.6253	0	None	No	0.01	Param.
Combined Radium 226 + 228 (pCi/L)	BGWC-37D	3.297	2.248	5	No	8	2.773	0.4953	0	None	No	0.01	Param.
Combined Radium 226 + 228 (pCi/L)	BGWC-38D	5.91	3.34	5	No	8	4.681	1.112	0	None	No	0.004	NP (normality)
Combined Radium 226 + 228 (pCi/L)	BGWC-39	1.582	0.4558	5	No	8	1.019	0.5313	0	None	No	0.01	Param.
Combined Radium 226 + 228 (pCi/L)	BGWC-40	1.028	0.3254	5	No	8	0.6766	0.3314	0	None	No	0.01	Param.
Combined Radium 226 + 228 (pCi/L)	BGWC-41D	1.855	0.6455	5	No	6	1.251	0.4404	0	None	No	0.01	Param.
Combined Radium 226 + 228 (pCi/L)	BGWC-42D	1.38	0.461	5	No	6	0.747	0.3791	0	None	No	0.0155	NP (normality)
Combined Radium 226 + 228 (pCi/L)	BGWC-43D	2.031	1.012	5	No	6	1.522	0.371	0	None	No	0.01	Param.
Combined Radium 226 + 228 (pCi/L)	BGWC-44D	1.512	0.5095	5	No	6	1.011	0.3647	0	None	No	0.01	Param.
Combined Radium 226 + 228 (pCi/L)	BGWC-49D	3.66	2.36	5	No	4	2.72	0.6277	0	None	No	0.0625	NP (normality)

Confidence Intervals - All Results

Plant Bowen Client: Southern Company Data: Bowen AP-1 Printed 4/18/2023, 12:45 PM

Constituent	Well	Upper Lim.	Lower Lim.	Compliance	Sig.	N	Mean	Std. Dev.	%NDs	ND Adj.	Transform	Alpha	Method
Combined Radium 226 + 228 (pCi/L)	BGWC-50D	1.4	0.99	5	No	4	1.1	0.2002	0	None	No	0.0625	NP (normality)
Combined Radium 226 + 228 (pCi/L)	BGWC-51	0.7936	0.3971	5	No	6	0.5953	0.1443	0	None	No	0.01	Param.
Combined Radium 226 + 228 (pCi/L)	BGWC-52	1.755	0.1934	5	No	6	0.9743	0.5685	0	None	No	0.01	Param.
Combined Radium 226 + 228 (pCi/L)	BGWC-7	1.656	1.206	5	No	22	1.431	0.4198	0	None	No	0.01	Param.
Combined Radium 226 + 228 (pCi/L)	BGWC-8	0.8046	0.397	5	No	22	0.6008	0.3797	0	None	No	0.01	Param.
Combined Radium 226 + 228 (pCi/L)	BGWC-9	1.017	0.5059	5	No	21	0.8082	0.5265	0	None	sqrt(x)	0.01	Param.
Fluoride (mg/L)	BGWA-6	0.1	0.06	4	No	20	0.0861	0.02728	65	None	No	0.01	NP (NDs)
Fluoride (mg/L)	BGWC-10	0.1031	0.05459	4	No	23	0.11	0.06845	39.13	Kaplan-Meier	ln(x)	0.01	Param.
Fluoride (mg/L)	BGWC-12	0.12	0.08	4	No	23	0.104	0.06177	43.48	None	No	0.01	NP (normality)
Fluoride (mg/L)	BGWC-14A	0.1	0.055	4	No	13	0.08577	0.01993	61.54	None	No	0.01	NP (NDs)
Fluoride (mg/L)	BGWC-16	0.1576	0.06366	4	No	23	0.135	0.1123	26.09	Kaplan-Meier	sqrt(x)	0.01	Param.
Fluoride (mg/L)	BGWC-17	0.2131	0.1207	4	No	23	0.1899	0.1388	4.348	None	ln(x)	0.01	Param.
Fluoride (mg/L)	BGWC-18	0.14	0.08	4	No	23	0.1263	0.09818	34.78	None	No	0.01	NP (normality)
Fluoride (mg/L)	BGWC-19	0.11	0.07	4	No	23	0.1172	0.1113	34.78	None	No	0.01	NP (normality)
Fluoride (mg/L)	BGWC-20	0.13	0.062	4	No	23	0.119	0.1324	47.83	None	No	0.01	NP (normality)
Fluoride (mg/L)	BGWC-21	0.1	0.066	4	No	22	0.08445	0.02606	54.55	None	No	0.01	NP (NDs)
Fluoride (mg/L)	BGWC-22	0.34	0.23	4	No	26	0.3742	0.2814	0	None	No	0.01	NP (normality)
Fluoride (mg/L)	BGWC-23	0.1	0.068	4	No	25	0.166	0.2097	20	None	No	0.01	NP (normality)
Fluoride (mg/L)	BGWC-24	1.2	0.064	4	No	26	0.7825	1.077	7.692	None	No	0.01	NP (normality)
Fluoride (mg/L)	BGWC-25	0.09163	0.05483	4	No	23	0.092	0.03071	47.83	Kaplan-Meier	No	0.01	Param.
Fluoride (mg/L)	BGWC-30	0.1936	0.07687	4	No	25	0.208	0.2007	20	Kaplan-Meier	ln(x)	0.01	Param.
Fluoride (mg/L)	BGWC-32	0.66	0.13	4	No	13	0.3336	0.3569	0	None	No	0.01	NP (normality)
Fluoride (mg/L)	BGWC-34D	0.1	0.053	4	No	11	0.08982	0.02301	81.82	None	No	0.006	NP (NDs)
Fluoride (mg/L)	BGWC-35D	0.26	0.13	4	No	11	0.2509	0.2234	0	None	No	0.006	NP (normality)
Fluoride (mg/L)	BGWC-36D	0.26	0.11	4	No	11	0.1673	0.09991	9.091	None	No	0.006	NP (normality)
Fluoride (mg/L)	BGWC-37D	0.4539	0.1561	4	No	8	0.305	0.1405	0	None	No	0.01	Param.
Fluoride (mg/L)	BGWC-38D	0.6449	0.3662	4	No	9	0.5056	0.1443	0	None	No	0.01	Param.
Fluoride (mg/L)	BGWC-39	0.1458	0.05999	4	No	9	0.1029	0.04443	11.11	None	No	0.01	Param.
Fluoride (mg/L)	BGWC-40	0.09873	0.05745	4	No	9	0.08756	0.02295	33.33	Kaplan-Meier	No	0.01	Param.
Fluoride (mg/L)	BGWC-41D	0.1094	0.06028	4	No	7	0.08486	0.02069	14.29	None	No	0.01	Param.
Fluoride (mg/L)	BGWC-42D	0.6857	0.4068	4	No	8	0.5463	0.1316	0	None	No	0.01	Param.
Fluoride (mg/L)	BGWC-43D	1.099	0.8194	4	No	9	0.9589	0.1486	0	None	sqrt(x)	0.01	Param.
Fluoride (mg/L)	BGWC-44D	0.16	0.088	4	No	7	0.1083	0.02368	57.14	None	No	0.008	NP (NDs)
Fluoride (mg/L)	BGWC-49D	0.1073	0.03467	4	No	4	0.0855	0.02124	50	Kaplan-Meier	No	0.01	Param.
Fluoride (mg/L)	BGWC-50D	0.1296	0.0489	4	No	4	0.0945	0.01969	25	Kaplan-Meier	No	0.01	Param.
Fluoride (mg/L)	BGWC-51	0.1735	0.07355	4	No	6	0.1235	0.03636	0	None	No	0.01	Param.
Fluoride (mg/L)	BGWC-52	0.1361	0.07262	4	No	6	0.1043	0.02309	0	None	No	0.01	Param.
Fluoride (mg/L)	BGWC-7	0.1803	0.1238	4	No	23	0.152	0.05394	4.348	None	No	0.01	Param.
Fluoride (mg/L)	BGWC-8	0.1	0.067	4	No	23	0.08035	0.02994	60.87	None	No	0.01	NP (NDs)
Fluoride (mg/L)	BGWC-9	0.2054	0.1011	4	No	22	0.1818	0.1443	0	None	ln(x)	0.01	Param.
Lead (mg/L)	BGWA-6	0.001	0.00016	0.015	No	18	0.0007973	0.0003908	77.78	None	No	0.01	NP (NDs)
Lead (mg/L)	BGWC-10	0.001	0.00019	0.015	No	20	0.0009165	0.0002571	90	None	No	0.01	NP (NDs)
Lead (mg/L)	BGWC-12	0.001	0.00013	0.015	No	20	0.0006824	0.0004148	60	None	No	0.01	NP (NDs)
Lead (mg/L)	BGWC-14A	0.001	0.000062	0.015	No	13	0.0007155	0.0004444	69.23	None	No	0.01	NP (NDs)
Lead (mg/L)	BGWC-16	0.001	0.00014	0.015	No	20	0.0006665	0.0004221	60	None	No	0.01	NP (NDs)
Lead (mg/L)	BGWC-17	0.001	0.000079	0.015	No	20	0.000954	0.0002059	95	None	No	0.01	NP (NDs)
Lead (mg/L)	BGWC-18	0.001	0.0001	0.015	No	20	0.0006886	0.000436	65	None	No	0.01	NP (NDs)
Lead (mg/L)	BGWC-19	0.001	0.0006	0.015	No	20	0.0009319	0.0002286	90	None	No	0.01	NP (NDs)
Lead (mg/L)	BGWC-20	0.001	0.0001	0.015	No	20	0.0009092	0.0002796	90	None	No	0.01	NP (NDs)
Lead (mg/L)	BGWC-21	0.001	0.000068	0.015	No	19	0.0006571	0.0004614	63.16	None	No	0.01	NP (NDs)
Lead (mg/L)	BGWC-22	0.001	0.00033	0.015	No	20	0.0007848	0.000386	75	None	No	0.01	NP (NDs)
Lead (mg/L)	BGWC-23	0.001	0.00031	0.015	No	20	0.0009225	0.0002401	90	None	No	0.01	NP (NDs)
Lead (mg/L)	BGWC-24	0.001	0.0001	0.015	No	21	0.0007585	0.0004057	71.43	None	No	0.01	NP (NDs)
Lead (mg/L)	BGWC-25	0.001	0.0002	0.015	No	20	0.0007013	0.0003977	60	None	No	0.01	NP (NDs)
Lead (mg/L)	BGWC-30	0.001	0.00016	0.015	No	20	0.0005895	0.0004255	50	None	No	0.01	NP (normality)

Confidence Intervals - All Results

Plant Bowen Client: Southern Company Data: Bowen AP-1 Printed 4/18/2023, 12:45 PM

Constituent	Well	Upper Lim.	Lower Lim.	Compliance	Sig.	N	Mean	Std. Dev.	%NDs	ND Adj.	Transform	Alpha	Method
Lead (mg/L)	BGWC-31	0.0007894	0.0002104	0.015	No	10	0.0006766	0.0003878	30	Kaplan-Meier	No	0.01	Param.
Lead (mg/L)	BGWC-32	0.001	0.00011	0.015	No	10	0.0008182	0.0003834	80	Kaplan-Meier	No	0.011	NP (NDs)
Lead (mg/L)	BGWC-34D	0.001	0.001	0.015	No	10	0.0009054	0.0002992	90	Kaplan-Meier	No	0.011	NP (NDs)
Lead (mg/L)	BGWC-35D	0.0002864	0.0001099	0.015	No	10	0.0005209	0.0004201	40	Kaplan-Meier	x^(1/3)	0.01	Param.
Lead (mg/L)	BGWC-36D	0.001	0.00014	0.015	No	10	0.000592	0.0003893	40	None	No	0.011	NP (normality)
Lead (mg/L)	BGWC-37D	0.001	0.000073	0.015	No	8	0.0005694	0.0004652	50	None	No	0.004	NP (normality)
Lead (mg/L)	BGWC-38D	0.001	0.00016	0.015	No	8	0.0007038	0.0004096	62.5	None	No	0.004	NP (NDs)
Lead (mg/L)	BGWC-39	0.001	0.0001	0.015	No	8	0.0008875	0.0003182	87.5	None	No	0.004	NP (NDs)
Lead (mg/L)	BGWC-40	0.001	0.00014	0.015	No	8	0.0004838	0.0004286	37.5	None	No	0.004	NP (normality)
Lead (mg/L)	BGWC-41D	0.001	0.000036	0.015	No	6	0.0008393	0.0003936	83.33	None	No	0.0155	NP (NDs)
Lead (mg/L)	BGWC-42D	0.001	0.000041	0.015	No	6	0.0006808	0.0004945	66.67	None	No	0.0155	NP (NDs)
Lead (mg/L)	BGWC-43D	0.001	0.00012	0.015	No	6	0.0008533	0.0003593	83.33	None	No	0.0155	NP (NDs)
Lead (mg/L)	BGWC-44D	0.001	0.00017	0.015	No	6	0.0008617	0.0003388	83.33	None	No	0.0155	NP (NDs)
Lead (mg/L)	BGWC-49D	0.001	0.000044	0.015	No	4	0.000761	0.000478	75	None	No	0.0625	NP (NDs)
Lead (mg/L)	BGWC-50D	0.001	0.00014	0.015	No	4	0.000785	0.00043	75	None	No	0.0625	NP (NDs)
Lead (mg/L)	BGWC-51	0.001	0.00015	0.015	No	6	0.0005883	0.0004516	50	None	No	0.0155	NP (normality)
Lead (mg/L)	BGWC-52	0.001	0.000054	0.015	No	6	0.000544	0.0004999	50	None	No	0.0155	NP (normality)
Lead (mg/L)	BGWC-8	0.001	0.0003	0.015	No	20	0.0008345	0.0003414	80	None	No	0.01	NP (NDs)
Lead (mg/L)	BGWC-9	0.001	0.000082	0.015	No	19	0.0005931	0.0004506	52.63	None	No	0.01	NP (NDs)
Lithium (mg/L)	BGWA-6	0.03	0.00082	0.04	No	19	0.02846	0.006694	94.74	None	No	0.01	NP (NDs)
Lithium (mg/L)	BGWC-10	0.03	0.00093	0.04	No	22	0.01061	0.01361	31.82	None	No	0.01	NP (normality)
Lithium (mg/L)	BGWC-12	0.05	0.001	0.04	No	22	0.02554	0.02504	50	None	No	0.01	NP (normality)
Lithium (mg/L)	BGWC-14A	0.03	0.00087	0.04	No	13	0.01658	0.01508	53.85	None	No	0.01	NP (NDs)
Lithium (mg/L)	BGWC-16	0.03	0.00049	0.04	No	22	0.02866	0.006292	95.45	None	No	0.01	NP (NDs)
Lithium (mg/L)	BGWC-17	0.03	0.00069	0.04	No	22	0.02867	0.006249	95.45	None	No	0.01	NP (NDs)
Lithium (mg/L)	BGWC-20	0.02715	0.01888	0.04	No	22	0.02302	0.007705	0	None	No	0.01	Param.
Lithium (mg/L)	BGWC-22	0.02904	0.01836	0.04	No	22	0.0237	0.009957	0	None	No	0.01	Param.
Lithium (mg/L)	BGWC-23	0.02475	0.01345	0.04	No	22	0.02009	0.01101	0	None	sqrt(x)	0.01	Param.
Lithium (mg/L)	BGWC-24	0.0082	0.0057	0.04	No	23	0.00783	0.003041	13.04	None	No	0.01	NP (normality)
Lithium (mg/L)	BGWC-30	0.0171	0.0012	0.04	No	22	0.008871	0.007859	4.545	None	No	0.01	NP (normality)
Lithium (mg/L)	BGWC-34D	0.03	0.00098	0.04	No	11	0.0247	0.0118	81.82	None	No	0.006	NP (NDs)
Lithium (mg/L)	BGWC-35D	0.01656	0.009623	0.04	No	11	0.01309	0.004161	0	None	No	0.01	Param.
Lithium (mg/L)	BGWC-36D	0.0044	0.0011	0.04	No	11	0.003245	0.004012	9.091	None	No	0.006	NP (normality)
Lithium (mg/L)	BGWC-37D	0.03167	0.001954	0.04	No	7	0.01506	0.01484	0	None	sqrt(x)	0.01	Param.
Lithium (mg/L)	BGWC-38D	0.01721	0.006114	0.04	No	8	0.01166	0.005235	0	None	No	0.01	Param.
Lithium (mg/L)	BGWC-39	0.005573	0.003027	0.04	No	8	0.0043	0.001201	0	None	No	0.01	Param.
Lithium (mg/L)	BGWC-40	0.03	0.00079	0.04	No	7	0.01336	0.01557	42.86	None	No	0.008	NP (normality)
Lithium (mg/L)	BGWC-41D	0.002421	0.001086	0.04	No	6	0.001753	0.0004861	0	None	No	0.01	Param.
Lithium (mg/L)	BGWC-42D	0.03	0.0012	0.04	No	5	0.00728	0.01271	20	None	No	0.031	NP (normality)
Lithium (mg/L)	BGWC-43D	0.02989	0.02211	0.04	No	6	0.026	0.002828	0	None	No	0.01	Param.
Lithium (mg/L)	BGWC-44D	0.004092	0.001908	0.04	No	6	0.003	0.000795	0	None	No	0.01	Param.
Lithium (mg/L)	BGWC-49D	0.01194	0.00386	0.04	No	4	0.0079	0.00178	0	None	No	0.01	Param.
Lithium (mg/L)	BGWC-51	0.03	0.0011	0.04	No	6	0.0113	0.01451	33.33	None	No	0.0155	NP (normality)
Lithium (mg/L)	BGWC-52	0.004071	0.0009538	0.04	No	6	0.002913	0.001209	0	None	x^3	0.01	Param.
Lithium (mg/L)	BGWC-7	0.0093	0.0074	0.04	No	22	0.009114	0.003717	4.545	None	No	0.01	NP (normality)
Lithium (mg/L)	BGWC-8	0.03	0.001	0.04	No	22	0.02868	0.006183	95.45	None	No	0.01	NP (NDs)
Lithium (mg/L)	BGWC-9	0.05	0.0013	0.04	No	21	0.0176	0.02348	33.33	None	No	0.01	NP (normality)
Mercury (mg/L)	BGWA-6	0.0002	0.000084	0.002	No	18	0.0001936	0.00002734	94.44	None	No	0.01	NP (NDs)
Mercury (mg/L)	BGWC-10	0.0002	0.0001	0.002	No	20	0.0001874	0.00003969	90	None	No	0.01	NP (NDs)
Mercury (mg/L)	BGWC-12	0.0002	0.0001	0.002	No	20	0.0001879	0.00003786	90	None	No	0.01	NP (NDs)
Mercury (mg/L)	BGWC-14A	0.0002	0.00016	0.002	No	13	0.0001969	0.00001109	92.31	None	No	0.01	NP (NDs)
Mercury (mg/L)	BGWC-16	0.0002	0.000098	0.002	No	20	0.0001949	0.00002281	90	None	No	0.01	NP (NDs)
Mercury (mg/L)	BGWC-17	0.0002303	0.0001435	0.002	No	20	0.0002065	0.0000673	20	Kaplan-Meier	No	0.01	Param.
Mercury (mg/L)	BGWC-18	0.0002	0.000079	0.002	No	20	0.0001939	0.00002706	95	None	No	0.01	NP (NDs)
Mercury (mg/L)	BGWC-19	0.0002	0.00008	0.002	No	20	0.0001865	0.00004184	90	None	No	0.01	NP (NDs)

Confidence Intervals - All Results

Plant Bowen Client: Southern Company Data: Bowen AP-1 Printed 4/18/2023, 12:45 PM

Constituent	Well	Upper Lim.	Lower Lim.	Compliance	Sig.	N	Mean	Std. Dev.	%NDs	ND Adj.	Transform	Alpha	Method
Mercury (mg/L)	BGWC-20	0.0002	0.000066	0.002	No	20	0.0001933	0.00002996	95	None	No	0.01	NP (NDs)
Mercury (mg/L)	BGWC-22	0.0002	0.000092	0.002	No	20	0.0001867	0.00004173	90	None	No	0.01	NP (NDs)
Mercury (mg/L)	BGWC-23	0.0002	0.00005	0.002	No	20	0.0001847	0.0000471	90	None	No	0.01	NP (NDs)
Mercury (mg/L)	BGWC-24	0.0009178	0.0001149	0.002	No	21	0.001025	0.001482	19.05	Kaplan-Meier	x^(1/3)	0.01	Param.
Mercury (mg/L)	BGWC-25	0.0002	0.000047	0.002	No	20	0.0001923	0.00003421	95	None	No	0.01	NP (NDs)
Mercury (mg/L)	BGWC-30	0.0002	0.00008	0.002	No	20	0.0001505	0.0000639	60	None	No	0.01	NP (NDs)
Mercury (mg/L)	BGWC-31	0.0002	0.0002	0.002	No	10	0.000195	0.00001581	90	None	No	0.011	NP (NDs)
Mercury (mg/L)	BGWC-34D	0.0002	0.0002	0.002	No	10	0.000194	0.00001897	90	None	No	0.011	NP (NDs)
Mercury (mg/L)	BGWC-35D	0.0002	0.0002	0.002	No	10	0.000196	0.00001265	90	None	No	0.011	NP (NDs)
Mercury (mg/L)	BGWC-36D	0.0002	0.0002	0.002	No	10	0.000198	0.000006325	90	None	No	0.011	NP (NDs)
Mercury (mg/L)	BGWC-38D	0.00028	0.0001	0.002	No	8	0.0001875	0.00005548	62.5	None	No	0.004	NP (NDs)
Mercury (mg/L)	BGWC-44D	0.0002	0.00017	0.002	No	6	0.000195	0.00001225	83.33	None	No	0.0155	NP (NDs)
Mercury (mg/L)	BGWC-51	0.0046	0.0002	0.002	No	6	0.001958	0.001738	16.67	None	No	0.0155	NP (selected)
Mercury (mg/L)	BGWC-52	0.0002	0.00019	0.002	No	6	0.0001983	0.000004082	83.33	None	No	0.0155	NP (NDs)
Mercury (mg/L)	BGWC-7	0.0002	0.000053	0.002	No	20	0.0001926	0.00003287	95	None	No	0.01	NP (NDs)
Mercury (mg/L)	BGWC-8	0.0002	0.00016	0.002	No	20	0.0001928	0.00002426	90	None	No	0.01	NP (NDs)
Mercury (mg/L)	BGWC-9	0.0002	0.00016	0.002	No	19	0.0001916	0.00002853	89.47	None	No	0.01	NP (NDs)
Molybdenum (mg/L)	BGWA-6	0.01	0.001	0.1	No	19	0.009014	0.002957	89.47	None	No	0.01	NP (NDs)
Molybdenum (mg/L)	BGWC-10	0.0036	0.0032	0.1	No	22	0.003573	0.0008172	0	None	No	0.01	NP (normality)
Molybdenum (mg/L)	BGWC-14A	0.01	0.0011	0.1	No	13	0.003642	0.00373	23.08	None	No	0.01	NP (normality)
Molybdenum (mg/L)	BGWC-19	0.01	0.00023	0.1	No	22	0.009556	0.002083	95.45	None	No	0.01	NP (NDs)
Molybdenum (mg/L)	BGWC-20	0.018	0.0127	0.1	No	22	0.01668	0.005584	0	None	No	0.01	NP (normality)
Molybdenum (mg/L)	BGWC-21	0.002691	0.001651	0.1	No	21	0.004257	0.003424	23.81	Kaplan-Meier	ln(x)	0.01	Param.
Molybdenum (mg/L)	BGWC-22	0.0662	0.04	0.1	No	25	0.05243	0.01338	0	None	No	0.01	NP (normality)
Molybdenum (mg/L)	BGWC-23	0.01272	0.01107	0.1	No	24	0.01179	0.001785	0	None	x^2	0.01	Param.
Molybdenum (mg/L)	BGWC-24	0.01	0.0024	0.1	No	25	0.006106	0.003993	48	None	No	0.01	NP (normality)
Molybdenum (mg/L)	BGWC-25	0.01	0.0029	0.1	No	22	0.00743	0.003605	63.64	None	No	0.01	NP (NDs)
Molybdenum (mg/L)	BGWC-30	0.01246	0.005382	0.1	No	24	0.0099	0.00711	0	None	sqrt(x)	0.01	Param.
Molybdenum (mg/L)	BGWC-31	0.01	0.01	0.1	No	11	0.009121	0.002916	90.91	None	No	0.006	NP (NDs)
Molybdenum (mg/L)	BGWC-32	0.00394	0.003144	0.1	No	12	0.003542	0.0005071	0	None	No	0.01	Param.
Molybdenum (mg/L)	BGWC-34D	0.0021	0.0009	0.1	No	11	0.001455	0.001226	9.091	None	No	0.006	NP (normality)
Molybdenum (mg/L)	BGWC-35D	0.03651	0.02749	0.1	No	12	0.032	0.005752	0	None	No	0.01	Param.
Molybdenum (mg/L)	BGWC-36D	0.01368	0.007682	0.1	No	12	0.01068	0.003825	0	None	No	0.01	Param.
Molybdenum (mg/L)	BGWC-37D	0.02191	0.008686	0.1	No	9	0.01556	0.00972	0	None	ln(x)	0.01	Param.
Molybdenum (mg/L)	BGWC-38D	0.1215	0.08794	0.1	No	10	0.1047	0.01878	0	None	No	0.01	Param.
Molybdenum (mg/L)	BGWC-39	0.008619	0.003706	0.1	No	8	0.006163	0.002318	0	None	No	0.01	Param.
Molybdenum (mg/L)	BGWC-40	0.01	0.00069	0.1	No	8	0.006661	0.004612	62.5	None	No	0.004	NP (NDs)
Molybdenum (mg/L)	BGWC-41D	0.01419	0.006295	0.1	No	7	0.01024	0.003324	14.29	None	No	0.01	Param.
Molybdenum (mg/L)	BGWC-42D	0.01934	0.005113	0.1	No	8	0.01223	0.00671	0	None	No	0.01	Param.
Molybdenum (mg/L)	**BGWC-43D**	**0.2157**	**0.1354**	**0.1**	**Yes**	**9**	**0.1756**	**0.04157**	**0**	**None**	**No**	**0.01**	**Param.**
Molybdenum (mg/L)	BGWC-44D	0.009337	0.001006	0.1	No	7	0.005171	0.003507	14.29	None	No	0.01	Param.
Molybdenum (mg/L)	BGWC-49D	0.007899	0.004001	0.1	No	4	0.00595	0.0008583	0	None	No	0.01	Param.
Molybdenum (mg/L)	BGWC-50D	0.005192	0.001058	0.1	No	4	0.003125	0.0009106	0	None	No	0.01	Param.
Molybdenum (mg/L)	BGWC-51	0.01	0.0027	0.1	No	6	0.008783	0.00298	83.33	None	No	0.0155	NP (NDs)
Molybdenum (mg/L)	BGWC-52	0.0053	0.0035	0.1	No	6	0.004067	0.0006346	0	None	No	0.0155	NP (normality)
Molybdenum (mg/L)	BGWC-7	0.0117	0.0098	0.1	No	22	0.01039	0.002555	0	None	No	0.01	NP (normality)
Molybdenum (mg/L)	BGWC-8	0.002599	0.00121	0.1	No	22	0.004297	0.003786	27.27	Kaplan-Meier	x^(1/3)	0.01	Param.
Molybdenum (mg/L)	BGWC-9	0.003323	0.002715	0.1	No	21	0.003019	0.000551	0	None	No	0.01	Param.
Selenium (mg/L)	BGWA-6	0.005	0.0032	0.05	No	18	0.004639	0.001161	88.89	None	No	0.01	NP (NDs)
Selenium (mg/L)	BGWC-12	0.005	0.0004	0.05	No	20	0.00477	0.001029	95	None	No	0.01	NP (NDs)
Selenium (mg/L)	BGWC-14A	0.005	0.0014	0.05	No	13	0.004723	0.0009985	92.31	None	No	0.01	NP (NDs)
Selenium (mg/L)	BGWC-16	0.005	0.0018	0.05	No	20	0.003725	0.001665	60	None	No	0.01	NP (NDs)
Selenium (mg/L)	BGWC-17	0.005	0.0022	0.05	No	20	0.004233	0.001603	80	None	No	0.01	NP (NDs)
Selenium (mg/L)	BGWC-18	0.005	0.001	0.05	No	20	0.0048	0.0008944	95	None	No	0.01	NP (NDs)
Selenium (mg/L)	BGWC-19	0.005	0.0013	0.05	No	20	0.004365	0.001557	85	None	No	0.01	NP (NDs)

Confidence Intervals - All Results

Plant Bowen Client: Southern Company Data: Bowen AP-1 Printed 4/18/2023, 12:45 PM

Constituent	Well	Upper Lim.	Lower Lim.	Compliance	Sig.	N	Mean	Std. Dev.	%NDs	ND Adj.	Transform	Alpha	Method
Selenium (mg/L)	BGWC-20	0.005	0.0037	0.05	No	20	0.004935	0.0002907	95	None	No	0.01	NP (NDs)
Selenium (mg/L)	BGWC-21	0.005	0.001	0.05	No	19	0.004533	0.001408	89.47	None	No	0.01	NP (NDs)
Selenium (mg/L)	BGWC-22	0.012	0.0026	0.05	No	20	0.00507	0.001848	85	None	No	0.01	NP (NDs)
Selenium (mg/L)	BGWC-23	0.0176	0.002	0.05	No	20	0.00548	0.00293	90	None	No	0.01	NP (NDs)
Selenium (mg/L)	BGWC-24	0.009913	0.003819	0.05	No	21	0.008971	0.008885	14.29	None	ln(x)	0.01	Param.
Selenium (mg/L)	BGWC-30	0.009712	0.005758	0.05	No	20	0.007735	0.003482	10	None	No	0.01	Param.
Selenium (mg/L)	BGWC-31	0.005	0.005	0.05	No	10	0.004508	0.001556	90	None	No	0.011	NP (NDs)
Selenium (mg/L)	BGWC-32	0.005	0.005	0.05	No	10	0.004515	0.001534	90	None	No	0.011	NP (NDs)
Selenium (mg/L)	BGWC-34D	0.005	0.005	0.05	No	10	0.00451	0.00155	90	None	No	0.011	NP (NDs)
Selenium (mg/L)	BGWC-36D	0.01212	0.005576	0.05	No	10	0.00885	0.00367	0	None	No	0.01	Param.
Selenium (mg/L)	BGWC-38D	0.005	0.003	0.05	No	8	0.00475	0.0007071	75	None	No	0.004	NP (NDs)
Selenium (mg/L)	BGWC-39	0.005	0.002	0.05	No	8	0.00425	0.001389	75	None	No	0.004	NP (NDs)
Selenium (mg/L)	BGWC-40	0.01004	0.003687	0.05	No	8	0.006863	0.002996	0	None	No	0.01	Param.
Selenium (mg/L)	BGWC-41D	0.005	0.0016	0.05	No	6	0.003867	0.001756	66.67	None	No	0.0155	NP (NDs)
Selenium (mg/L)	BGWC-42D	0.005	0.0022	0.05	No	6	0.00415	0.001326	66.67	None	No	0.0155	NP (NDs)
Selenium (mg/L)	BGWC-43D	0.005	0.0028	0.05	No	6	0.004633	0.0008981	83.33	None	No	0.0155	NP (NDs)
Selenium (mg/L)	BGWC-51	0.01488	0.0004256	0.05	No	6	0.009633	0.004643	0	None	x^2	0.01	Param.
Selenium (mg/L)	BGWC-52	0.005	0.0016	0.05	No	6	0.0039	0.001705	66.67	None	No	0.0155	NP (NDs)
Selenium (mg/L)	BGWC-8	0.005	0.00015	0.05	No	20	0.00451	0.001509	90	None	No	0.01	NP (NDs)
Selenium (mg/L)	BGWC-9	0.005	0.0014	0.05	No	19	0.003379	0.00198	57.89	None	No	0.01	NP (NDs)
Thallium (mg/L)	BGWA-6	0.001	0.000061	0.002	No	19	0.0005635	0.0004734	52.63	None	No	0.01	NP (NDs)
Thallium (mg/L)	BGWC-12	0.001	0.00009	0.002	No	22	0.0007901	0.0003962	77.27	None	No	0.01	NP (NDs)
Thallium (mg/L)	BGWC-14A	0.000488	0.0002305	0.002	No	13	0.0003592	0.0001732	0	None	No	0.01	Param.
Thallium (mg/L)	BGWC-16	0.00024	0.0002	0.002	No	22	0.0002241	0.00003347	0	None	No	0.01	NP (normality)
Thallium (mg/L)	BGWC-17	0.001	0.000085	0.002	No	22	0.0005936	0.0004575	54.55	None	No	0.01	NP (NDs)
Thallium (mg/L)	BGWC-18	0.001	0.000071	0.002	No	22	0.0008727	0.000328	86.36	None	No	0.01	NP (NDs)
Thallium (mg/L)	BGWC-19	0.001	0.000085	0.002	No	22	0.0007125	0.0004316	68.18	None	No	0.01	NP (NDs)
Thallium (mg/L)	BGWC-20	0.001	0.00025	0.002	No	22	0.0009295	0.0002282	90.91	None	No	0.01	NP (NDs)
Thallium (mg/L)	BGWC-22	0.0008177	0.0006186	0.002	No	22	0.0007182	0.0001855	0	None	No	0.01	Param.
Thallium (mg/L)	BGWC-23	0.001	0.00039	0.002	No	22	0.000775	0.0003552	68.18	None	No	0.01	NP (NDs)
Thallium (mg/L)	BGWC-24	0.0005643	0.0004218	0.002	No	23	0.000493	0.0001363	13.04	None	No	0.01	Param.
Thallium (mg/L)	BGWC-30	0.0004833	0.0002275	0.002	No	22	0.0006044	0.0003214	22.73	Kaplan-Meier	No	0.01	Param.
Thallium (mg/L)	BGWC-32	0.001	0.00013	0.002	No	11	0.0004031	0.0003955	27.27	None	No	0.006	NP (normality)
Thallium (mg/L)	BGWC-34D	0.001	0.001	0.002	No	11	0.0009172	0.0002747	90.91	None	No	0.006	NP (NDs)
Thallium (mg/L)	BGWC-35D	0.001	0.00016	0.002	No	11	0.0007007	0.0004177	63.64	None	No	0.006	NP (NDs)
Thallium (mg/L)	BGWC-36D	0.0002674	0.0001526	0.002	No	11	0.00021	0.00006885	0	None	No	0.01	Param.
Thallium (mg/L)	BGWC-38D	0.001086	0.00001754	0.002	No	8	0.0009195	0.0008227	50	Kaplan-Meier	sqrt(x)	0.01	Param.
Thallium (mg/L)	BGWC-39	0.001	0.00013	0.002	No	8	0.0004	0.0003731	25	None	No	0.004	NP (normality)
Thallium (mg/L)	BGWC-40	0.001	0.00014	0.002	No	8	0.0008925	0.0003041	87.5	None	No	0.004	NP (NDs)
Thallium (mg/L)	BGWC-43D	0.003439	0.001394	0.002	No	6	0.002417	0.0007441	0	None	No	0.01	Param.
Thallium (mg/L)	BGWC-51	0.001	0.0002	0.002	No	6	0.0007667	0.000367	66.67	None	No	0.0155	NP (NDs)
Thallium (mg/L)	BGWC-52	0.0004527	0.0002038	0.002	No	6	0.0005483	0.0003594	33.33	Kaplan-Meier	sqrt(x)	0.01	Param.
Thallium (mg/L)	BGWC-7	0.001	0.00023	0.002	No	22	0.000697	0.0004139	63.64	Kaplan-Meier	No	0.01	NP (NDs)
Thallium (mg/L)	BGWC-9	0.001	0.00022	0.002	No	21	0.0008793	0.0003041	85.71	Kaplan-Meier	No	0.01	NP (NDs)

Appendix IV Trend Tests - Significant Results

Plant Bowen Client: Southern Company Data: Bowen AP-1 Printed 4/18/2023, 2:04 PM

Constituent	Well	Slope	Calc.	Critical	Sig.	N	%NDs	Normality	Xform	Alpha	Method
Cobalt (mg/L)	**BGWC-22**	**0.004271**	**236**	**111**	**Yes**	**25**	**0**	**n/a**	**n/a**	**0.01**	**NP**

Appendix IV Trend Tests - All Results

Plant Bowen Client: Southern Company Data: Bowen AP-1 Printed 4/18/2023, 2:04 PM

Constituent	Well	Slope	Calc.	Critical	Sig.	N	%NDs	Normality	Xform	Alpha	Method
Arsenic (mg/L)	BGWA-2 (bg)	0	42	92	No	22	50	n/a	n/a	0.01	NP
Arsenic (mg/L)	BGWA-29 (bg)	0	18	92	No	22	59.09	n/a	n/a	0.01	NP
Arsenic (mg/L)	BGWA-33 (bg)	0.0004148	10	30	No	10	20	n/a	n/a	0.01	NP
Arsenic (mg/L)	BGWA-47D (bg)	0	10	43	No	13	69.23	n/a	n/a	0.01	NP
Arsenic (mg/L)	BGWA-48D (bg)	0.0006897	22	43	No	13	38.46	n/a	n/a	0.01	NP
Arsenic (mg/L)	BGWC-34D	0	8	43	No	13	0	n/a	n/a	0.01	NP
Cobalt (mg/L)	BGWA-2 (bg)	0	11	98	No	23	86.96	n/a	n/a	0.01	NP
Cobalt (mg/L)	BGWA-29 (bg)	0	0	92	No	22	100	n/a	n/a	0.01	NP
Cobalt (mg/L)	BGWA-33 (bg)	0	9	30	No	10	90	n/a	n/a	0.01	NP
Cobalt (mg/L)	BGWA-47D (bg)	0	10	43	No	13	92.31	n/a	n/a	0.01	NP
Cobalt (mg/L)	BGWA-48D (bg)	0	11	43	No	13	84.62	n/a	n/a	0.01	NP
Cobalt (mg/L)	**BGWC-22**	**0.004271**	**236**	**111**	**Yes**	**25**	**0**	**n/a**	**n/a**	**0.01**	**NP**
Molybdenum (mg/L)	BGWA-2 (bg)	0	22	98	No	23	47.83	n/a	n/a	0.01	NP
Molybdenum (mg/L)	BGWA-29 (bg)	0	-3	-92	No	22	95.45	n/a	n/a	0.01	NP
Molybdenum (mg/L)	BGWA-33 (bg)	-0.003088	-28	-34	No	11	0	n/a	n/a	0.01	NP
Molybdenum (mg/L)	BGWA-47D (bg)	0	12	43	No	13	92.31	n/a	n/a	0.01	NP
Molybdenum (mg/L)	BGWA-48D (bg)	-0.001741	-42	-43	No	13	0	n/a	n/a	0.01	NP
Molybdenum (mg/L)	BGWC-43D	0.02402	10	25	No	9	0	n/a	n/a	0.01	NP

FIGURE A.

Sanitas™ v.9.6.35 . UG
Hollow symbols indicate censored values.

Time Series

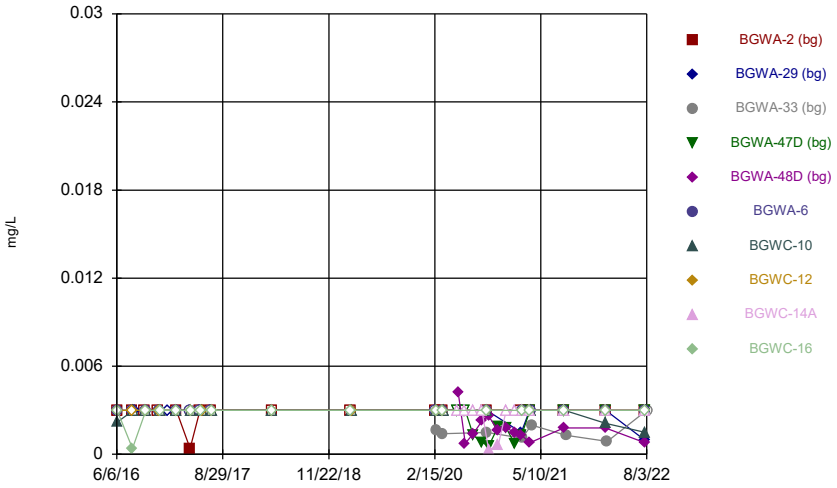

Constituent: Antimony Analysis Run 11/18/2022 2:49 AM View: Constituents View
Plant Bowen Client: Southern Company Data: Bowen AP-1

Sanitas™ v.9.6.35 . UG
Hollow symbols indicate censored values.

Time Series

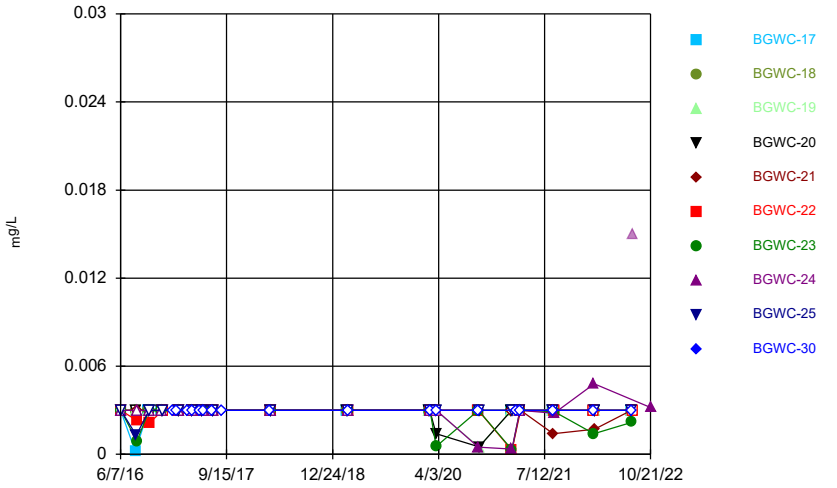

Constituent: Antimony Analysis Run 11/18/2022 2:49 AM View: Constituents View
Plant Bowen Client: Southern Company Data: Bowen AP-1

Sanitas™ v.9.6.35 . UG
Hollow symbols indicate censored values.

Time Series

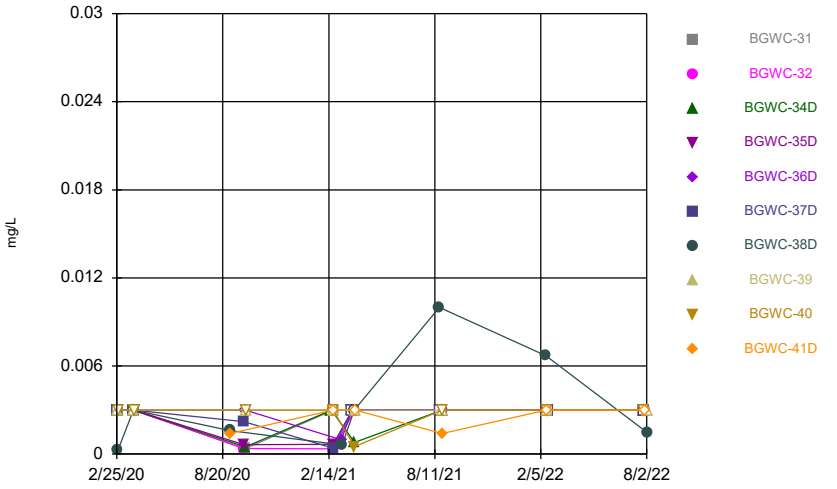

Constituent: Antimony Analysis Run 11/18/2022 2:49 AM View: Constituents View
Plant Bowen Client: Southern Company Data: Bowen AP-1

Sanitas™ v.9.6.35 . UG
Hollow symbols indicate censored values.

Time Series

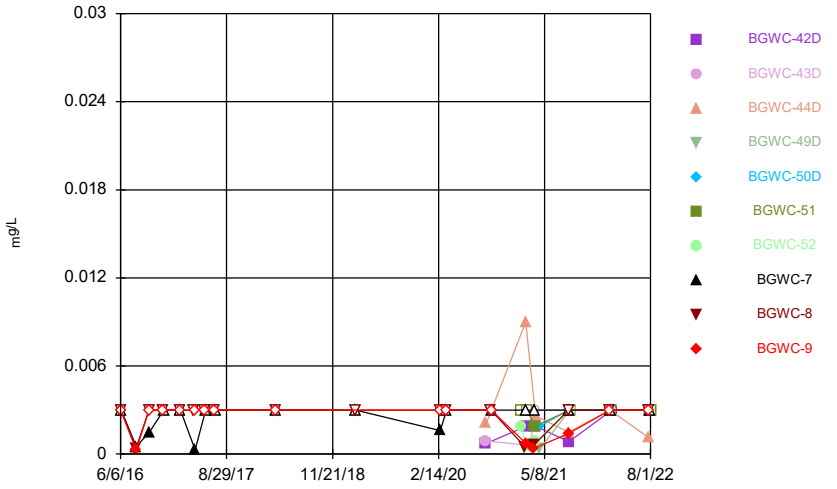

Constituent: Antimony Analysis Run 11/18/2022 2:49 AM View: Constituents View
Plant Bowen Client: Southern Company Data: Bowen AP-1

Sanitas™ v.9.6.35 . UG
Hollow symbols indicate censored values.

Time Series

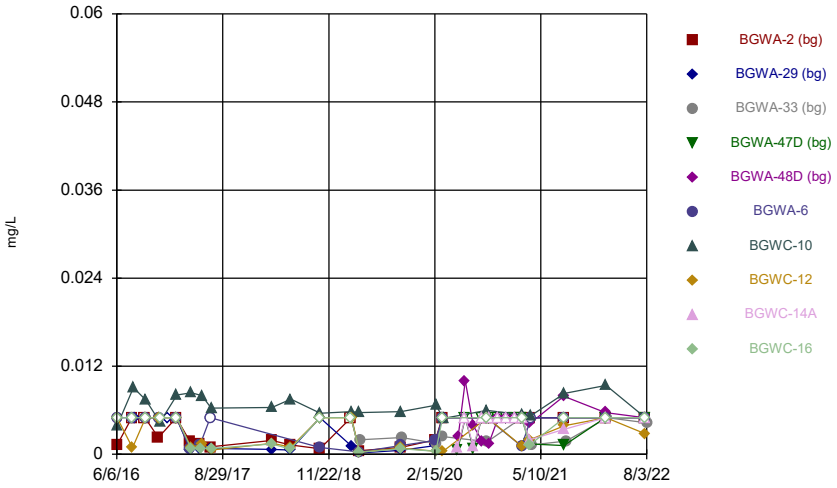

Constituent: Arsenic Analysis Run 11/18/2022 2:49 AM View: Constituents View
Plant Bowen Client: Southern Company Data: Bowen AP-1

Sanitas™ v.9.6.35 . UG
Hollow symbols indicate censored values.

Time Series

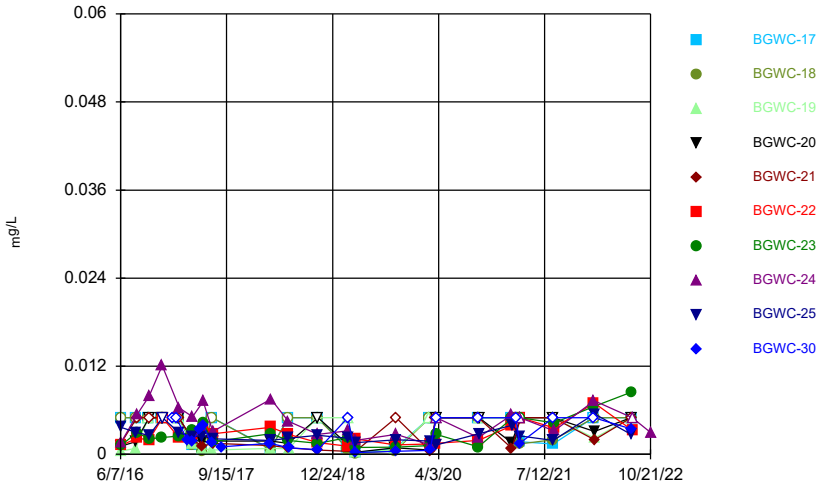

Constituent: Arsenic Analysis Run 11/18/2022 2:49 AM View: Constituents View
Plant Bowen Client: Southern Company Data: Bowen AP-1

Sanitas™ v.9.6.35 . UG
Hollow symbols indicate censored values.

Time Series

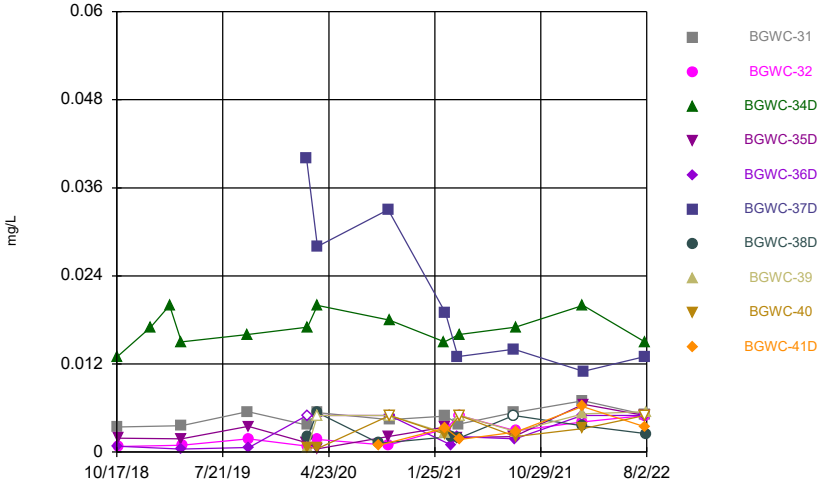

Constituent: Arsenic Analysis Run 11/18/2022 2:49 AM View: Constituents View
Plant Bowen Client: Southern Company Data: Bowen AP-1

Sanitas™ v.9.6.35 . UG
Hollow symbols indicate censored values.

Time Series

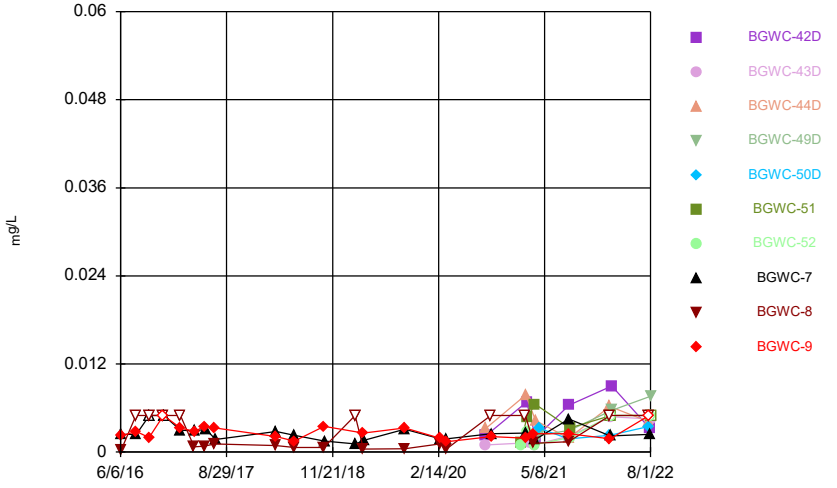

Constituent: Arsenic Analysis Run 11/18/2022 2:49 AM View: Constituents View
Plant Bowen Client: Southern Company Data: Bowen AP-1

Sanitas™ v.9.6.35 . UG

Time Series

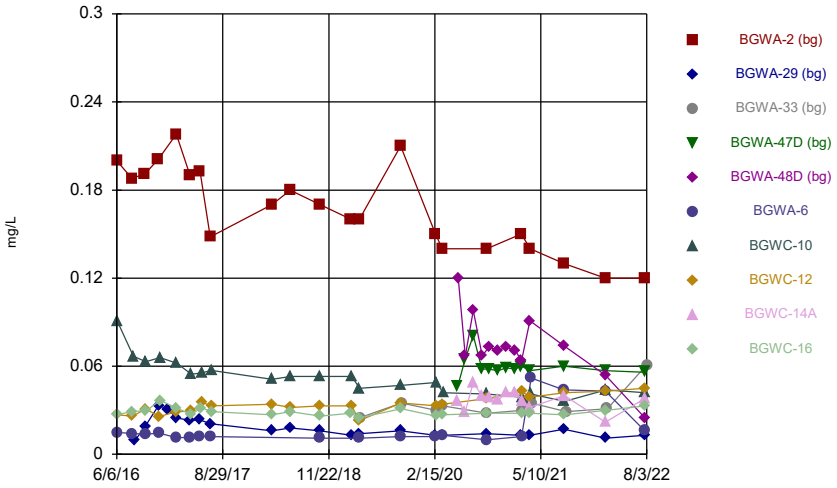

Constituent: Barium Analysis Run 11/18/2022 2:50 AM View: Constituents View
Plant Bowen Client: Southern Company Data: Bowen AP-1

Sanitas™ v.9.6.35 . UG

Time Series

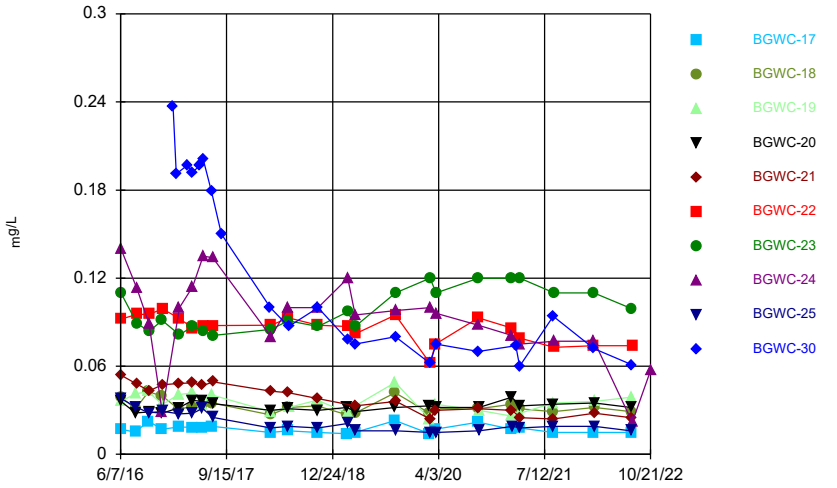

Constituent: Barium Analysis Run 11/18/2022 2:50 AM View: Constituents View
Plant Bowen Client: Southern Company Data: Bowen AP-1

Sanitas™ v.9.6.35 . UG

Time Series

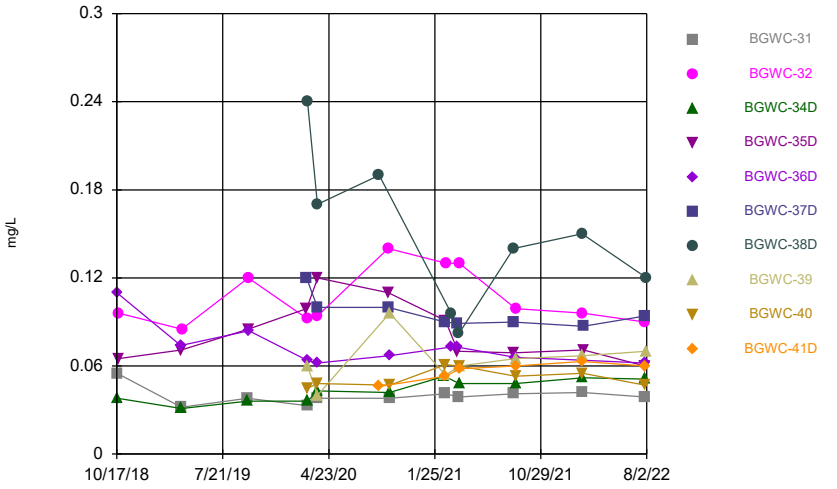

Constituent: Barium Analysis Run 11/18/2022 2:50 AM View: Constituents View
Plant Bowen Client: Southern Company Data: Bowen AP-1

Sanitas™ v.9.6.35 . UG

Time Series

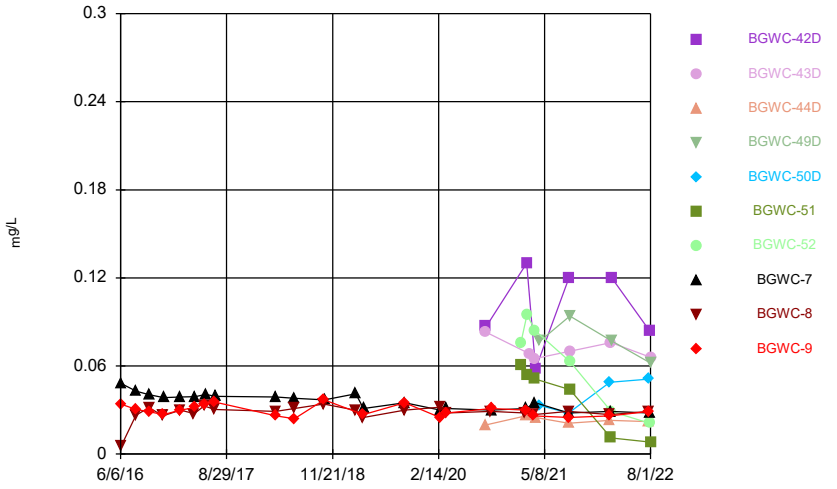

Constituent: Barium Analysis Run 11/18/2022 2:50 AM View: Constituents View
Plant Bowen Client: Southern Company Data: Bowen AP-1

Sanitas™ v.9.6.35 . UG
Hollow symbols indicate censored values.

Time Series

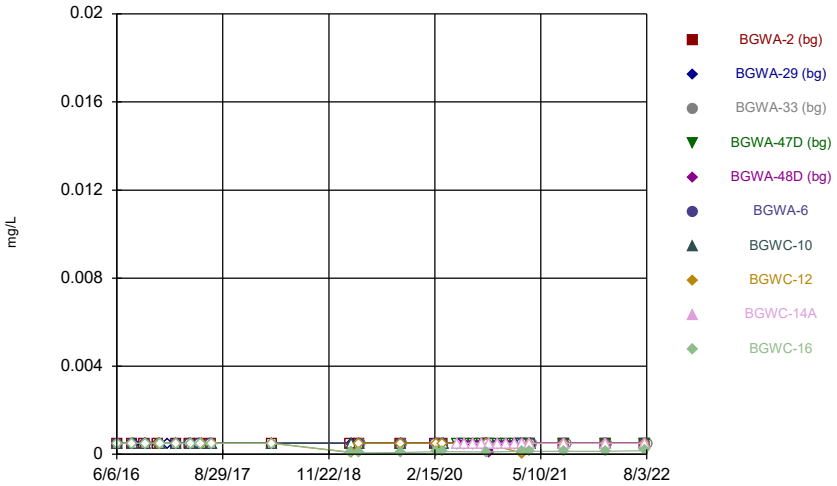

Constituent: Beryllium Analysis Run 11/18/2022 2:50 AM View: Constituents View
Plant Bowen Client: Southern Company Data: Bowen AP-1

Sanitas™ v.9.6.35 . UG
Hollow symbols indicate censored values.

Time Series

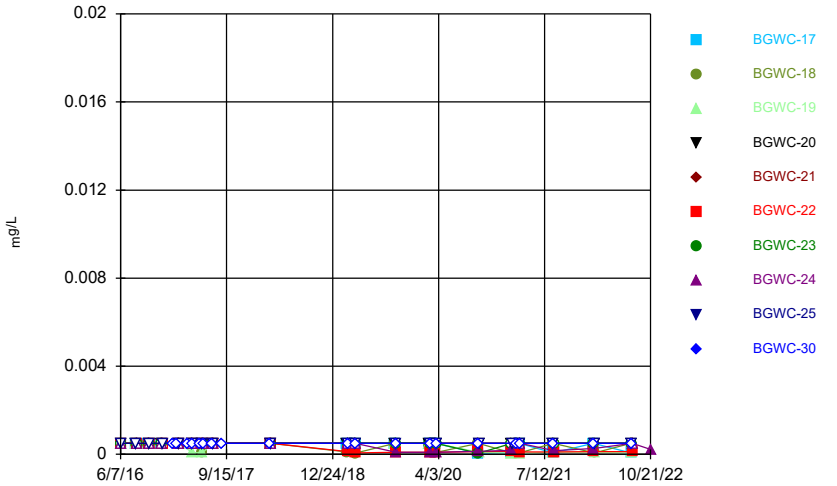

Constituent: Beryllium Analysis Run 11/18/2022 2:50 AM View: Constituents View
Plant Bowen Client: Southern Company Data: Bowen AP-1

Sanitas™ v.9.6.35 . UG
Hollow symbols indicate censored values.

Time Series

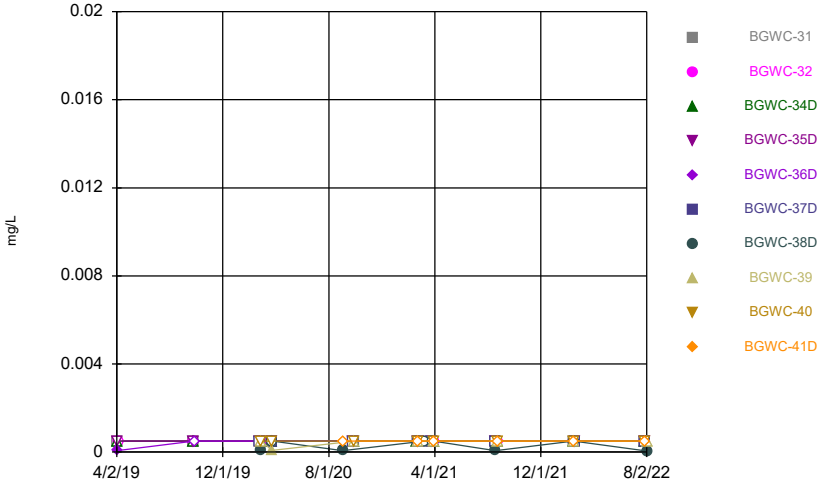

Constituent: Beryllium Analysis Run 11/18/2022 2:50 AM View: Constituents View
Plant Bowen Client: Southern Company Data: Bowen AP-1

Sanitas™ v.9.6.35 . UG
Hollow symbols indicate censored values.

Time Series

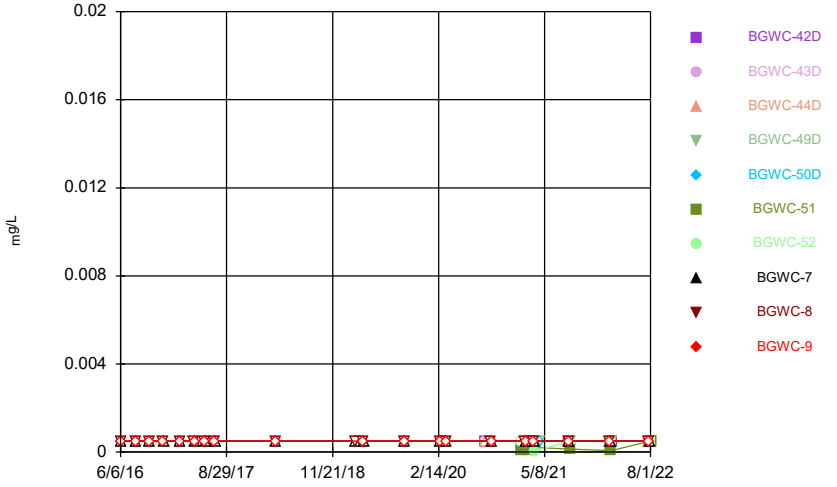

Constituent: Beryllium Analysis Run 11/18/2022 2:50 AM View: Constituents View
Plant Bowen Client: Southern Company Data: Bowen AP-1

Sanitas™ v.9.6.35 . UG
Hollow symbols indicate censored values.

Time Series

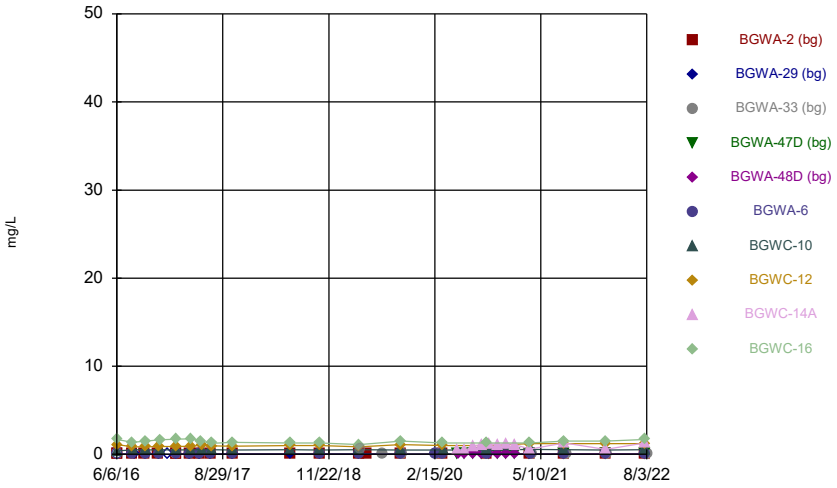

Constituent: Boron Analysis Run 11/18/2022 2:50 AM View: Constituents View
Plant Bowen Client: Southern Company Data: Bowen AP-1

Sanitas™ v.9.6.35 . UG

Time Series

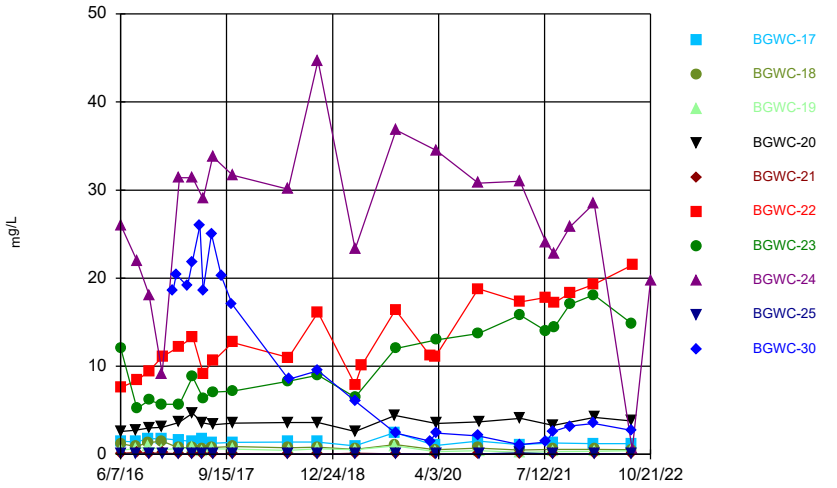

Constituent: Boron Analysis Run 11/18/2022 2:50 AM View: Constituents View
Plant Bowen Client: Southern Company Data: Bowen AP-1

Sanitas™ v.9.6.35 . UG

Time Series

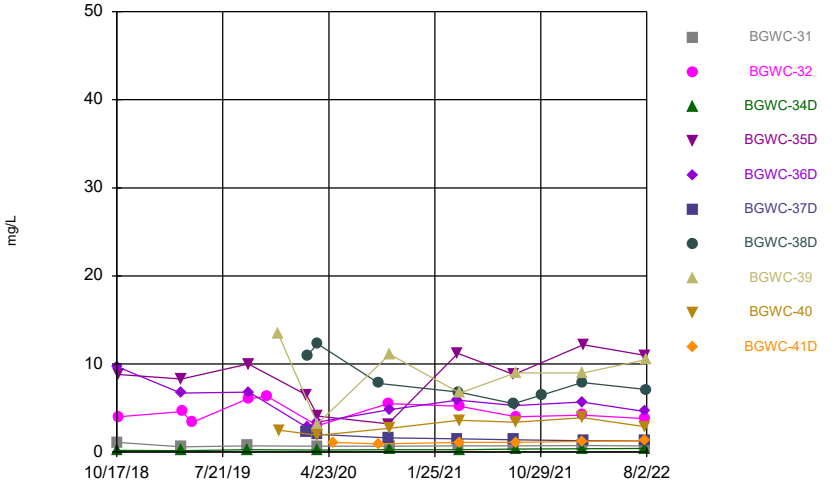

Constituent: Boron Analysis Run 11/18/2022 2:50 AM View: Constituents View
Plant Bowen Client: Southern Company Data: Bowen AP-1

Sanitas™ v.9.6.35 . UG

Time Series

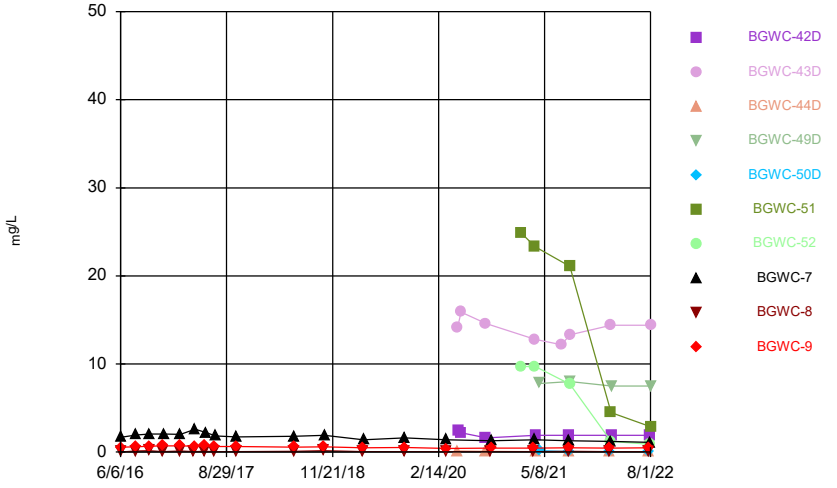

Constituent: Boron Analysis Run 11/18/2022 2:50 AM View: Constituents View
Plant Bowen Client: Southern Company Data: Bowen AP-1

Sanitas™ v.9.6.35 . UG
Hollow symbols indicate censored values.

Time Series

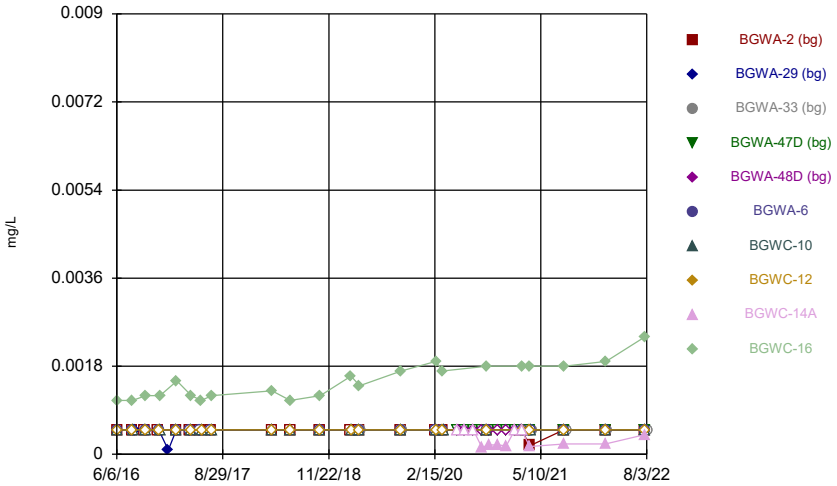

Constituent: Cadmium Analysis Run 11/18/2022 2:50 AM View: Constituents View
Plant Bowen Client: Southern Company Data: Bowen AP-1

Sanitas™ v.9.6.35 . UG
Hollow symbols indicate censored values.

Time Series

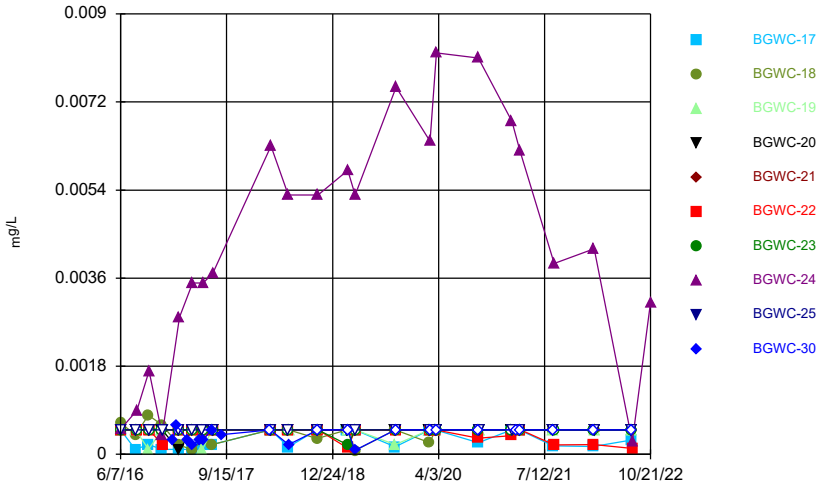

Constituent: Cadmium Analysis Run 11/18/2022 2:50 AM View: Constituents View
Plant Bowen Client: Southern Company Data: Bowen AP-1

Sanitas™ v.9.6.35 . UG
Hollow symbols indicate censored values.

Time Series

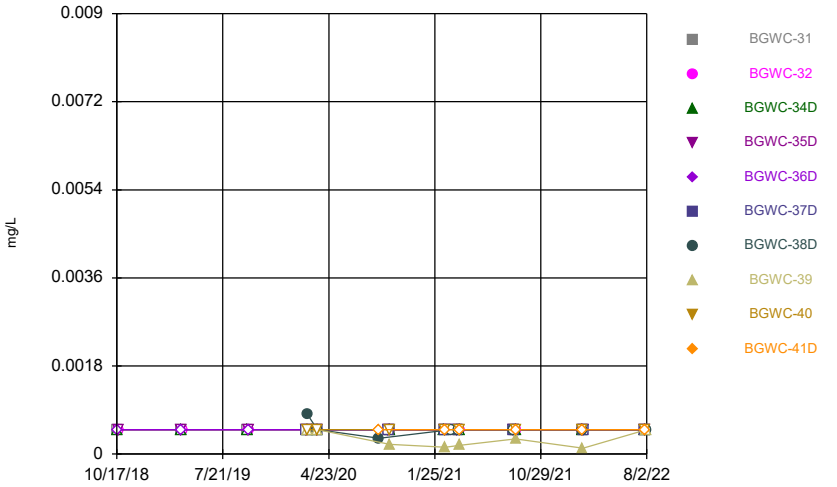

Constituent: Cadmium Analysis Run 11/18/2022 2:50 AM View: Constituents View
Plant Bowen Client: Southern Company Data: Bowen AP-1

Sanitas™ v.9.6.35 . UG
Hollow symbols indicate censored values.

Time Series

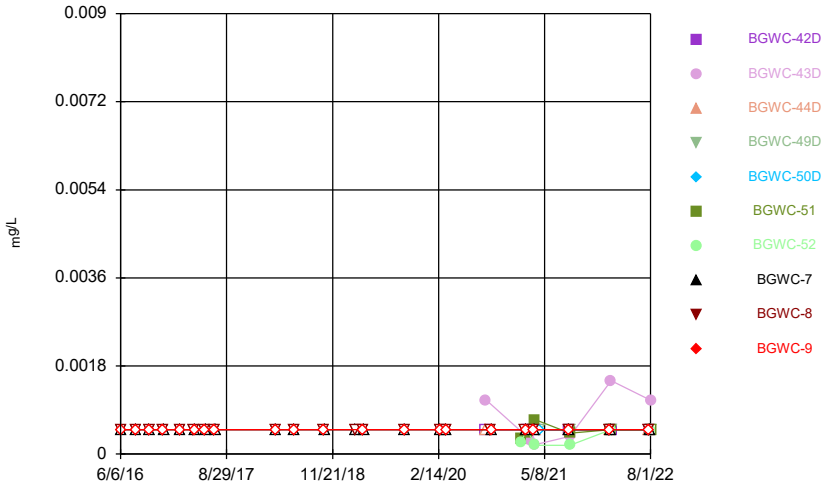

Constituent: Cadmium Analysis Run 11/18/2022 2:50 AM View: Constituents View
Plant Bowen Client: Southern Company Data: Bowen AP-1

Sanitas™ v.9.6.35 . UG

Time Series

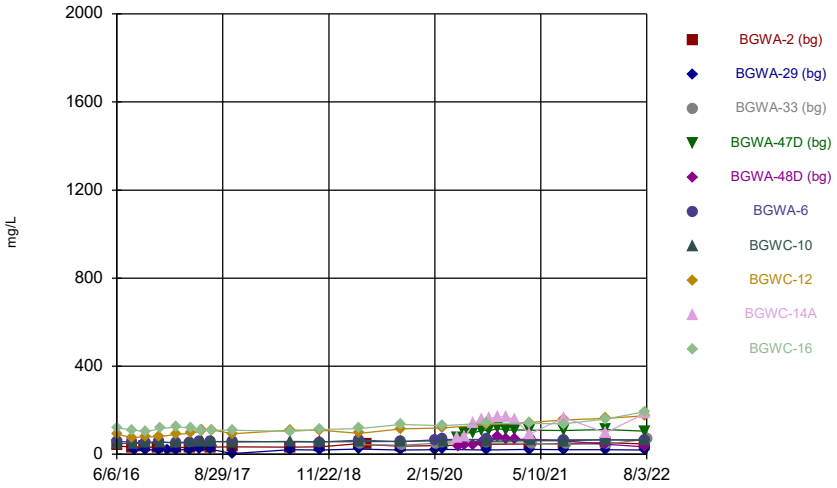

Constituent: Calcium Analysis Run 11/18/2022 2:50 AM View: Constituents View
Plant Bowen Client: Southern Company Data: Bowen AP-1

Sanitas™ v.9.6.35 . UG

Time Series

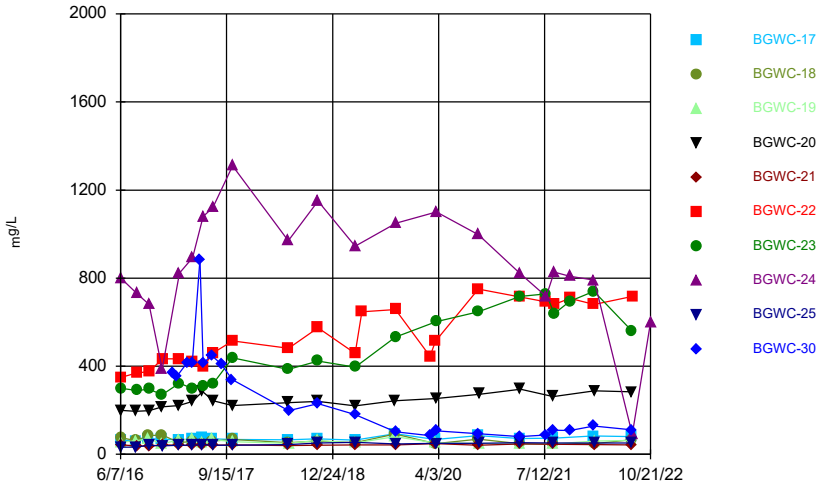

Constituent: Calcium Analysis Run 11/18/2022 2:50 AM View: Constituents View
Plant Bowen Client: Southern Company Data: Bowen AP-1

Sanitas™ v.9.6.35 . UG

Time Series

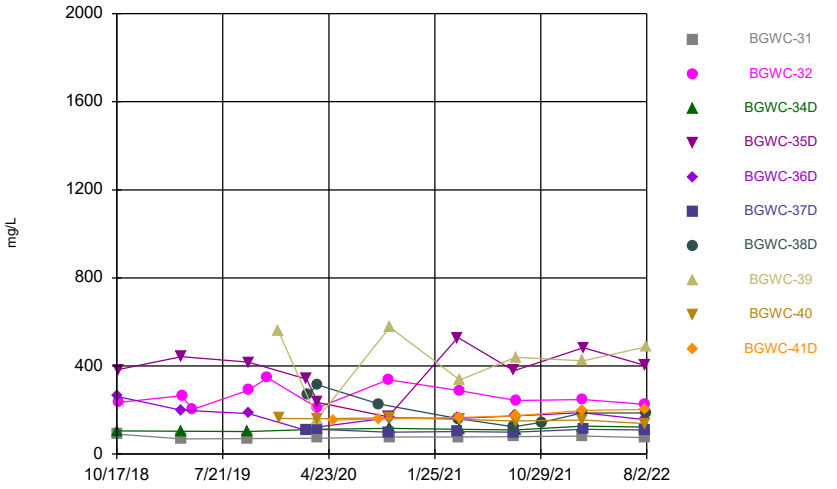

Constituent: Calcium Analysis Run 11/18/2022 2:50 AM View: Constituents View
Plant Bowen Client: Southern Company Data: Bowen AP-1

Sanitas™ v.9.6.35 . UG

Time Series

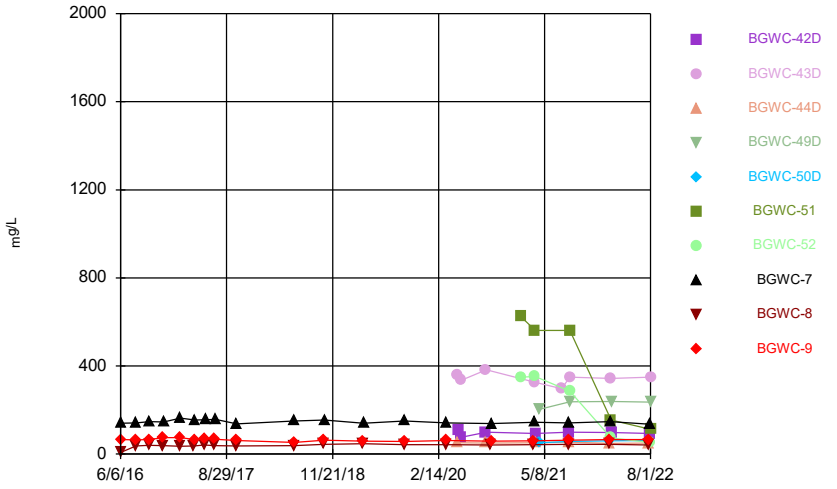

Constituent: Calcium Analysis Run 11/18/2022 2:50 AM View: Constituents View
Plant Bowen Client: Southern Company Data: Bowen AP-1

Sanitas™ v.9.6.35 . UG

Time Series

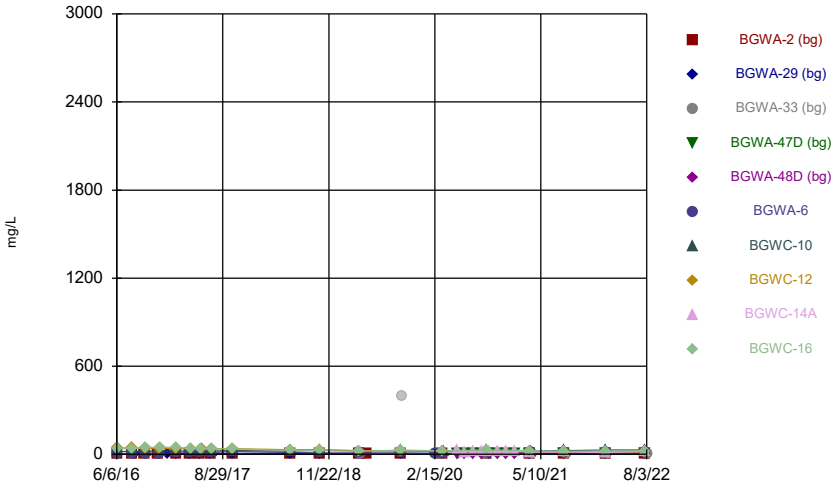

Constituent: Chloride Analysis Run 11/18/2022 2:50 AM View: Constituents View
Plant Bowen Client: Southern Company Data: Bowen AP-1

Sanitas™ v.9.6.35 . UG

Time Series

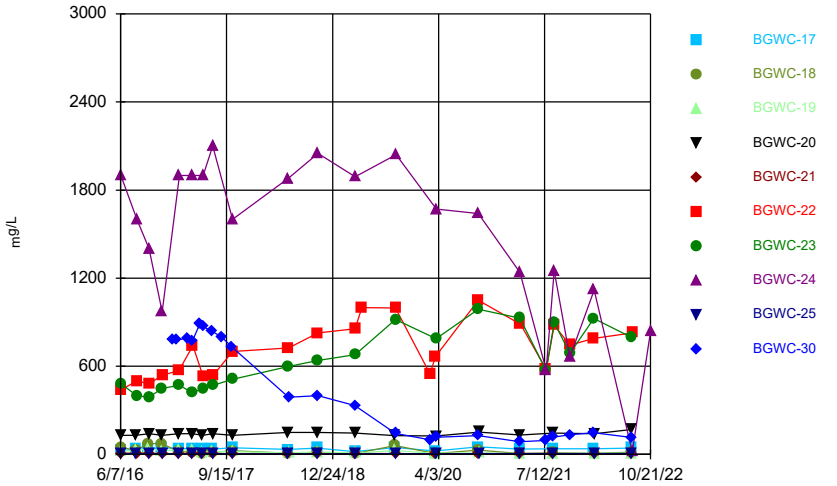

Constituent: Chloride Analysis Run 11/18/2022 2:50 AM View: Constituents View
Plant Bowen Client: Southern Company Data: Bowen AP-1

Sanitas™ v.9.6.35 . UG

Time Series

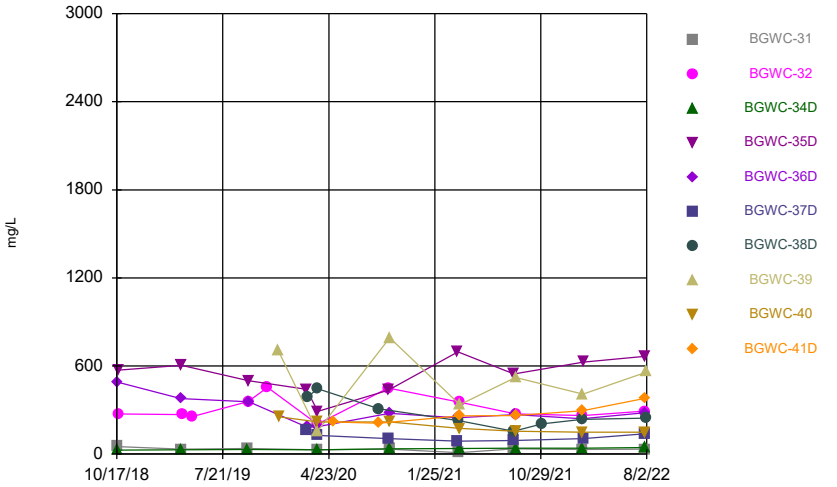

Constituent: Chloride Analysis Run 11/18/2022 2:50 AM View: Constituents View
Plant Bowen Client: Southern Company Data: Bowen AP-1

Sanitas™ v.9.6.35 . UG

Time Series

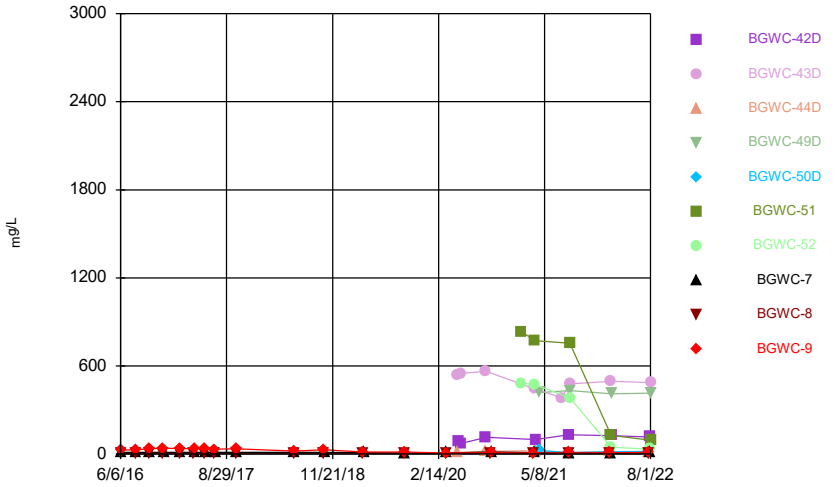

Constituent: Chloride Analysis Run 11/18/2022 2:50 AM View: Constituents View
Plant Bowen Client: Southern Company Data: Bowen AP-1

Sanitas™ v.9.6.35 . UG
Hollow symbols indicate censored values.

Time Series

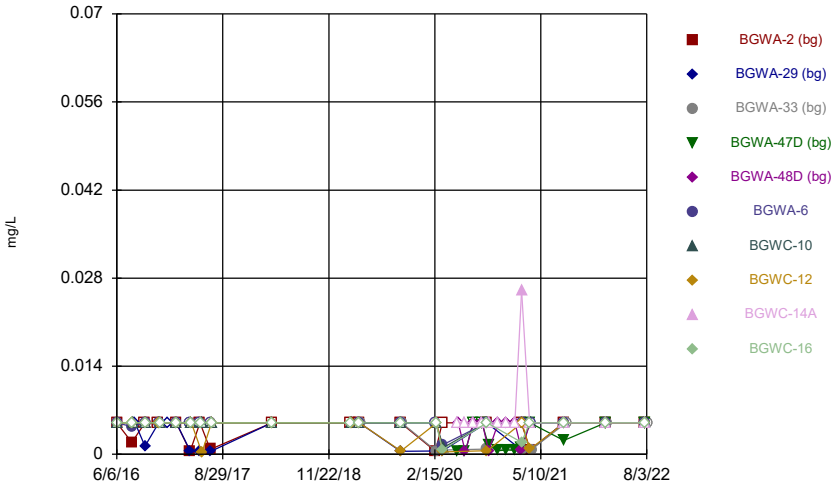

Constituent: Chromium Analysis Run 11/18/2022 2:50 AM View: Constituents View
Plant Bowen Client: Southern Company Data: Bowen AP-1

Sanitas™ v.9.6.35 . UG
Hollow symbols indicate censored values.

Time Series

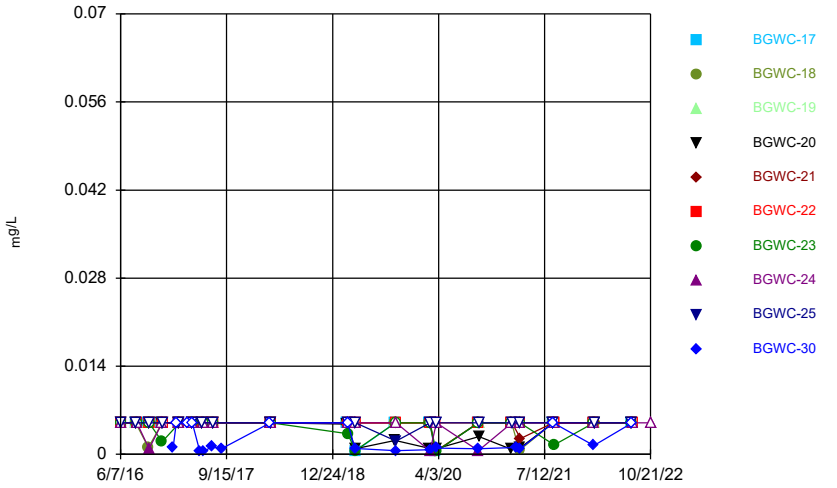

Constituent: Chromium Analysis Run 11/18/2022 2:50 AM View: Constituents View
Plant Bowen Client: Southern Company Data: Bowen AP-1

Sanitas™ v.9.6.35 . UG
Hollow symbols indicate censored values.

Time Series

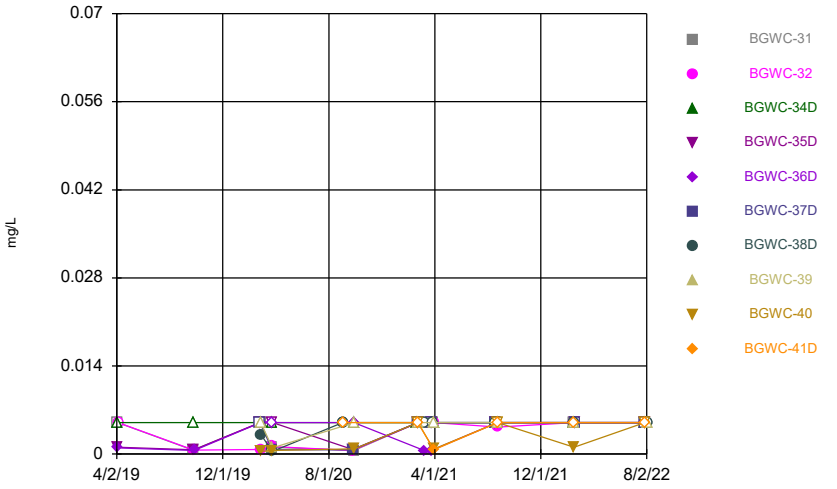

Constituent: Chromium Analysis Run 11/18/2022 2:50 AM View: Constituents View
Plant Bowen Client: Southern Company Data: Bowen AP-1

Sanitas™ v.9.6.35 . UG
Hollow symbols indicate censored values.

Time Series

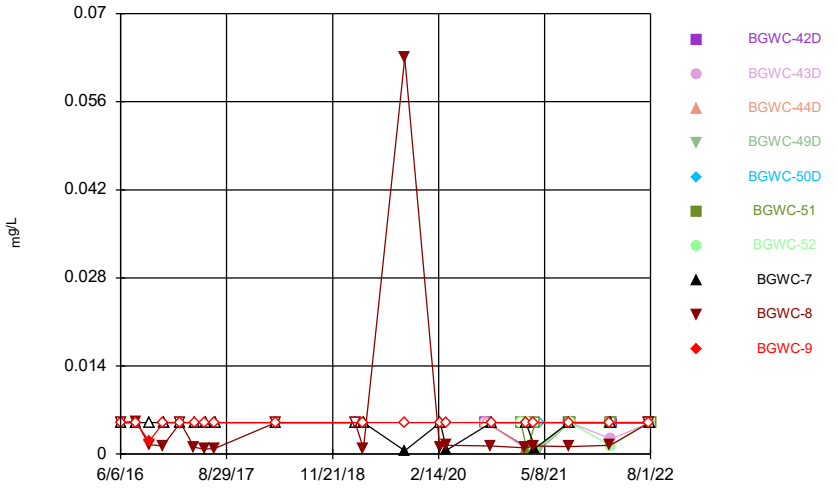

Constituent: Chromium Analysis Run 11/18/2022 2:50 AM View: Constituents View
Plant Bowen Client: Southern Company Data: Bowen AP-1

Sanitas™ v.9.6.35 . UG
Hollow symbols indicate censored values.

Time Series

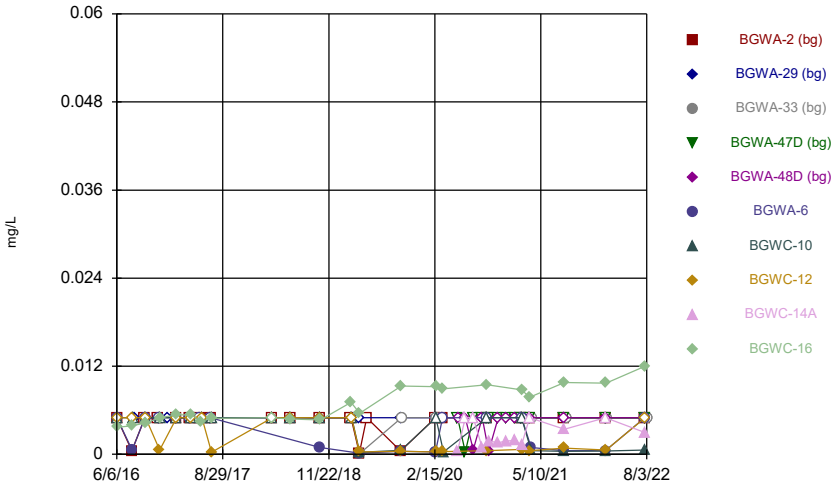

Constituent: Cobalt Analysis Run 11/18/2022 2:50 AM View: Constituents View
Plant Bowen Client: Southern Company Data: Bowen AP-1

Sanitas™ v.9.6.35 . UG
Hollow symbols indicate censored values.

Time Series

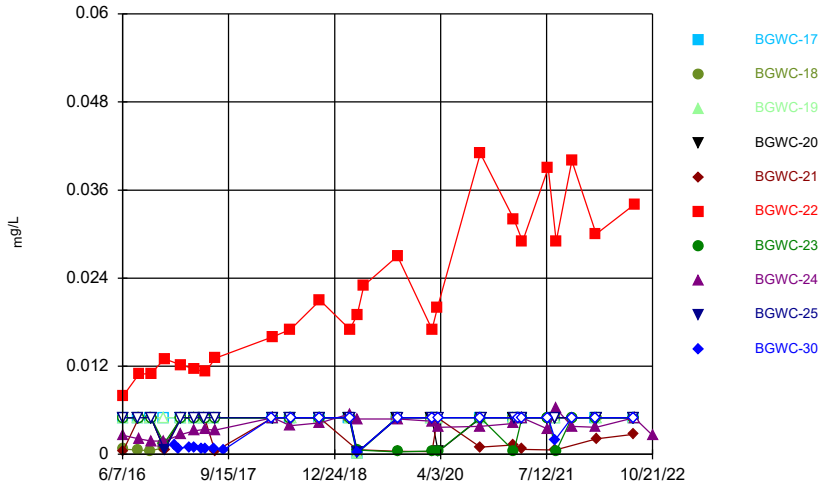

Constituent: Cobalt Analysis Run 11/18/2022 2:50 AM View: Constituents View
Plant Bowen Client: Southern Company Data: Bowen AP-1

Sanitas™ v.9.6.35 . UG
Hollow symbols indicate censored values.

Time Series

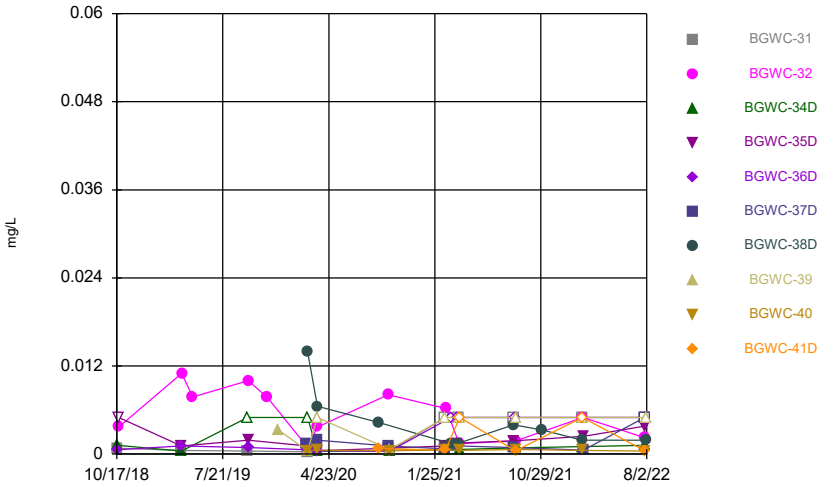

Constituent: Cobalt Analysis Run 11/18/2022 2:50 AM View: Constituents View
Plant Bowen Client: Southern Company Data: Bowen AP-1

Sanitas™ v.9.6.35 . UG
Hollow symbols indicate censored values.

Time Series

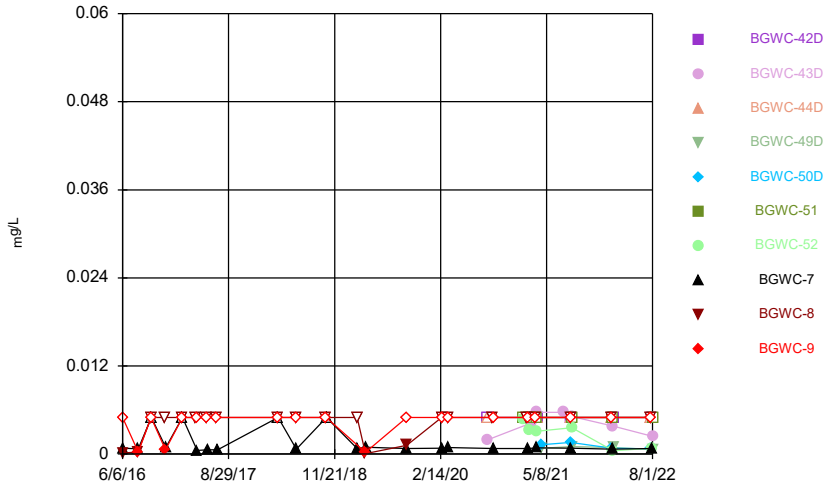

Constituent: Cobalt Analysis Run 11/18/2022 2:50 AM View: Constituents View
Plant Bowen Client: Southern Company Data: Bowen AP-1

Sanitas™ v.9.6.35 . UG

Time Series

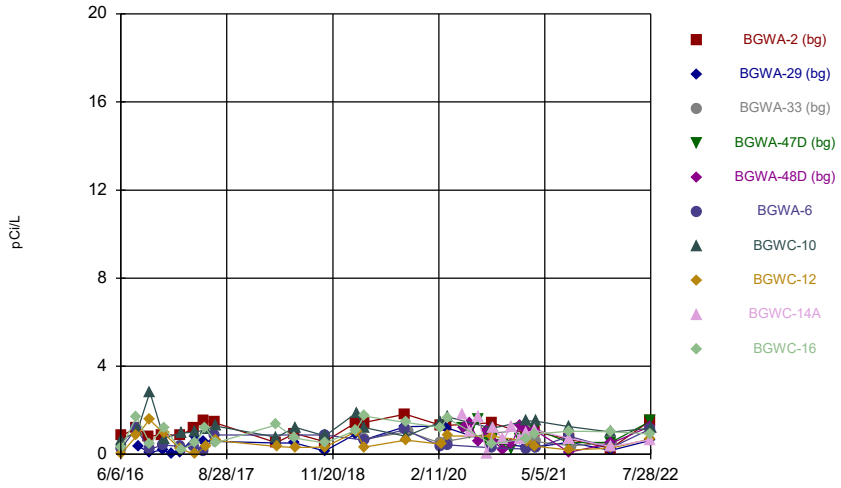

Constituent: Combined Radium 226 + 228 Analysis Run 11/18/2022 2:50 AM View: Constituents View
Plant Bowen Client: Southern Company Data: Bowen AP-1

Sanitas™ v.9.6.35 . UG

Time Series

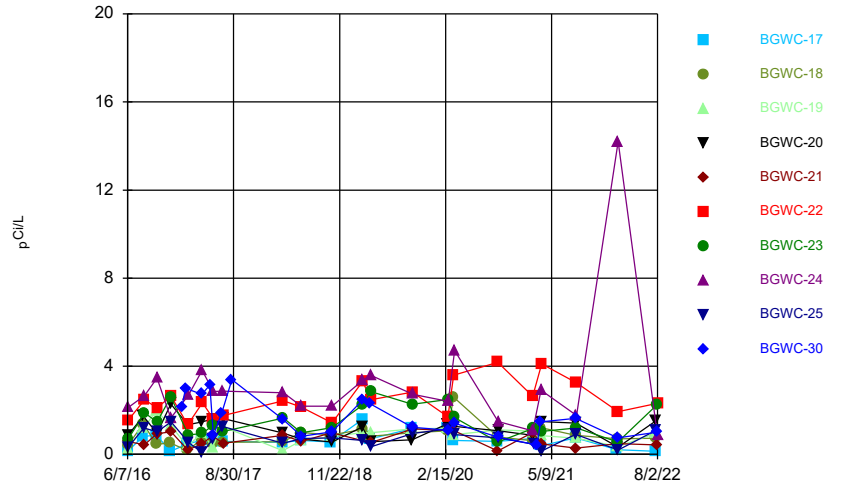

Constituent: Combined Radium 226 + 228 Analysis Run 11/18/2022 2:50 AM View: Constituents View
Plant Bowen Client: Southern Company Data: Bowen AP-1

Sanitas™ v.9.6.35 . UG

Time Series

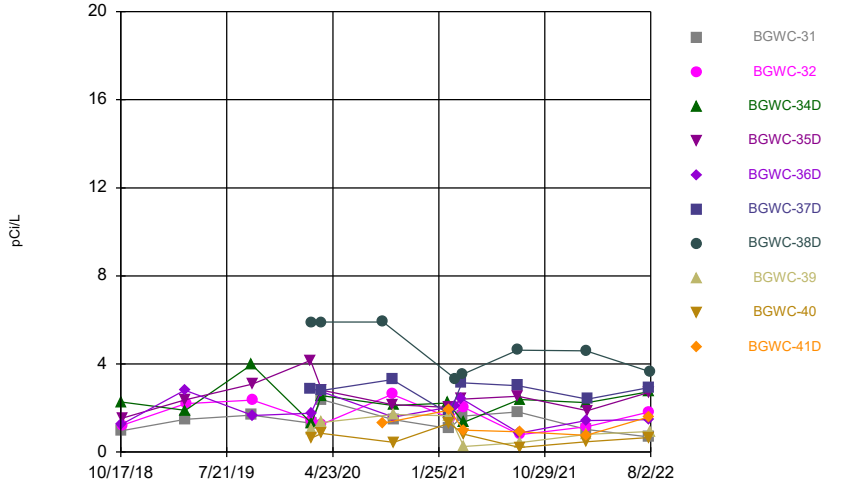

Constituent: Combined Radium 226 + 228 Analysis Run 11/18/2022 2:50 AM View: Constituents View
Plant Bowen Client: Southern Company Data: Bowen AP-1

Sanitas™ v.9.6.35 . UG

Time Series

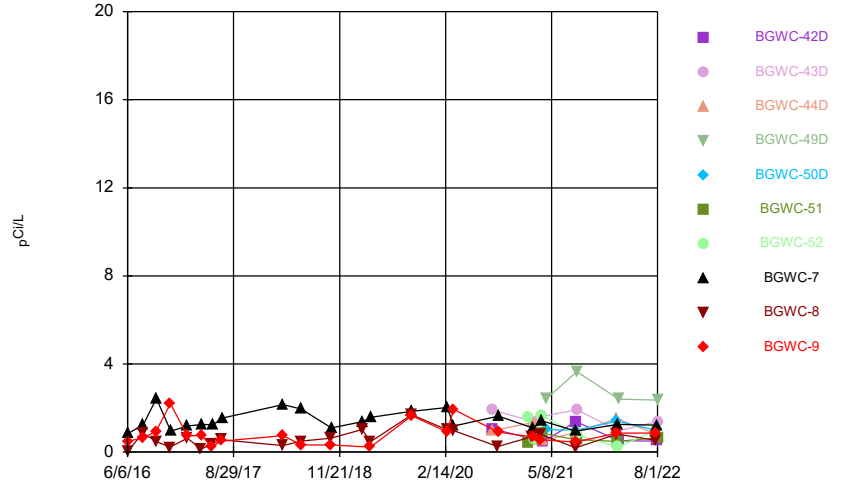

Constituent: Combined Radium 226 + 228 Analysis Run 11/18/2022 2:50 AM View: Constituents View
Plant Bowen Client: Southern Company Data: Bowen AP-1

Sanitas™ v.9.6.35 . UG
Hollow symbols indicate censored values.

Time Series

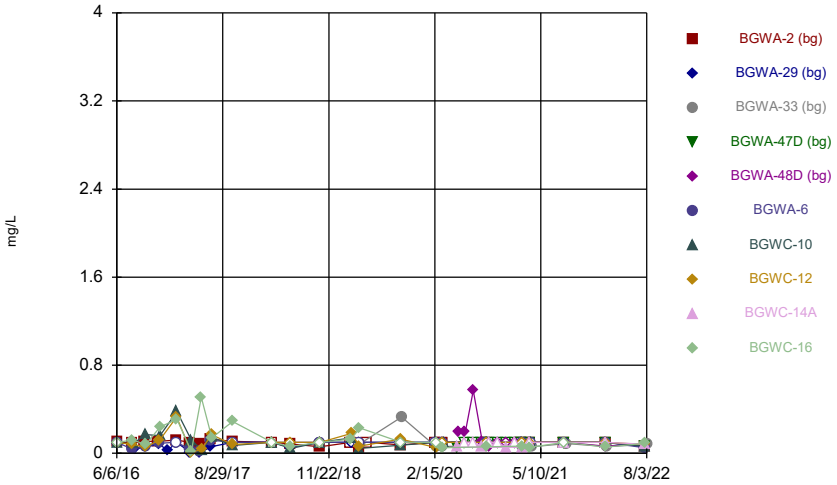

Constituent: Fluoride Analysis Run 11/18/2022 2:50 AM View: Constituents View
Plant Bowen Client: Southern Company Data: Bowen AP-1

Sanitas™ v.9.6.35 . UG
Hollow symbols indicate censored values.

Time Series

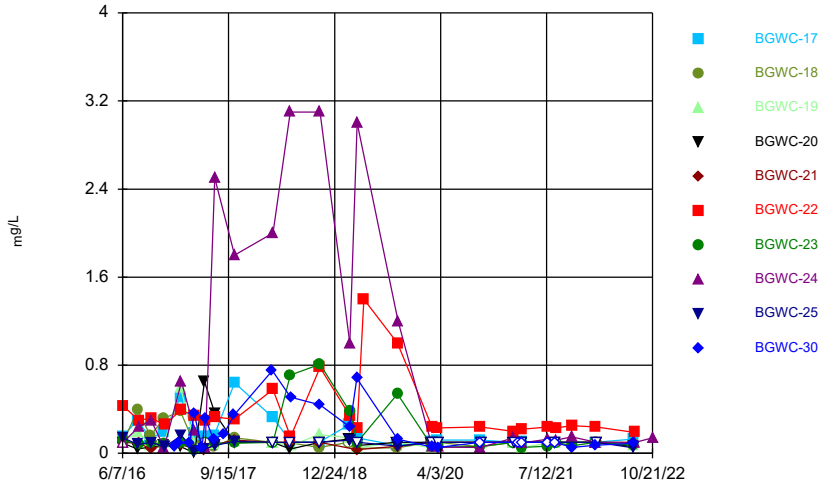

Constituent: Fluoride Analysis Run 11/18/2022 2:50 AM View: Constituents View
Plant Bowen Client: Southern Company Data: Bowen AP-1

Sanitas™ v.9.6.35 . UG
Hollow symbols indicate censored values.

Time Series

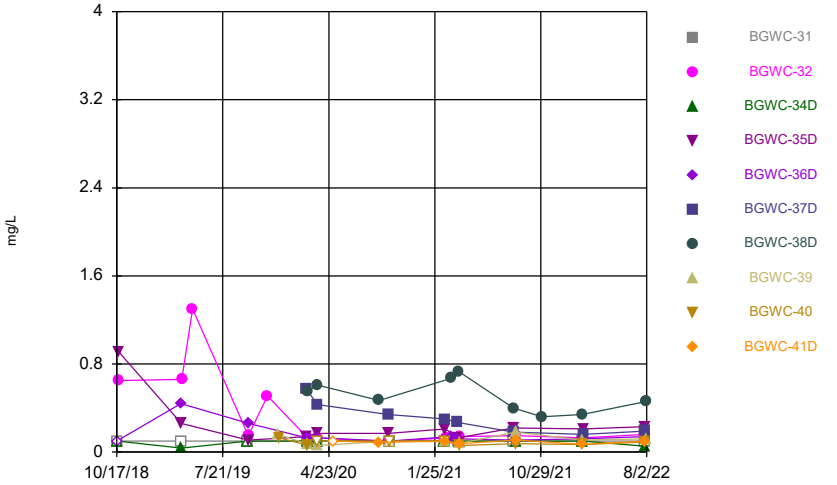

Constituent: Fluoride Analysis Run 11/18/2022 2:51 AM View: Constituents View
Plant Bowen Client: Southern Company Data: Bowen AP-1

Sanitas™ v.9.6.35 . UG
Hollow symbols indicate censored values.

Time Series

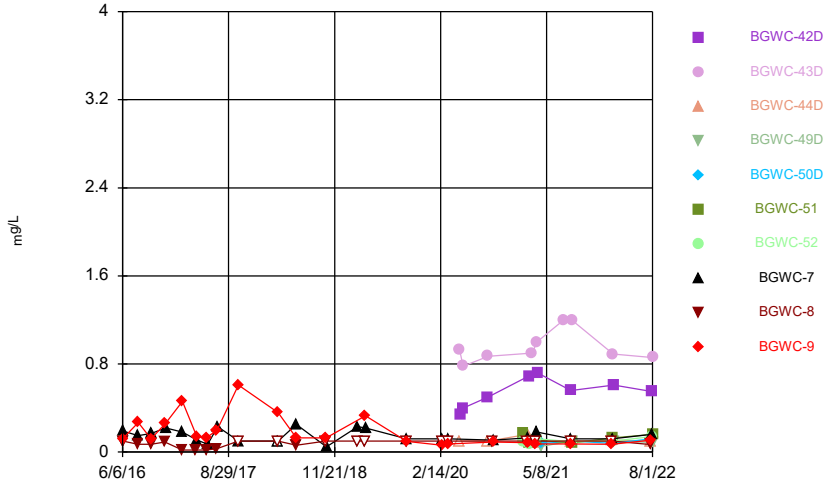

Constituent: Fluoride Analysis Run 11/18/2022 2:51 AM View: Constituents View
Plant Bowen Client: Southern Company Data: Bowen AP-1

Sanitas™ v.9.6.35 . UG
Hollow symbols indicate censored values.

Time Series

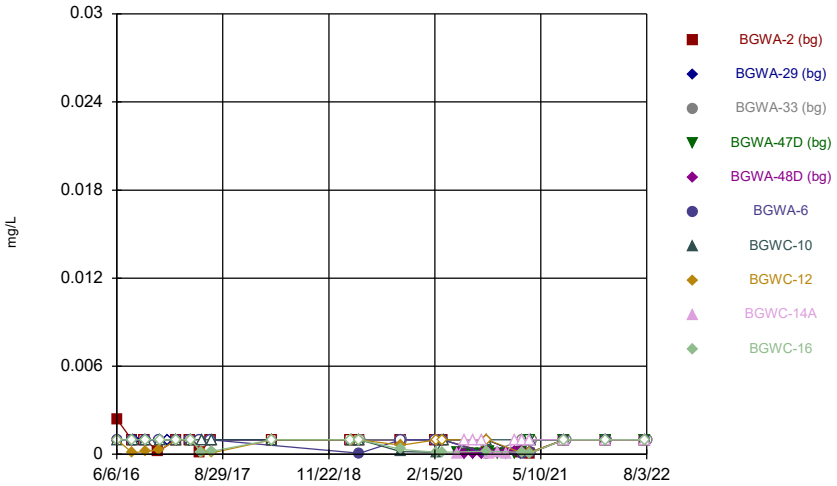

Constituent: Lead Analysis Run 11/18/2022 2:51 AM View: Constituents View
Plant Bowen Client: Southern Company Data: Bowen AP-1

Sanitas™ v.9.6.35 . UG
Hollow symbols indicate censored values.

Time Series

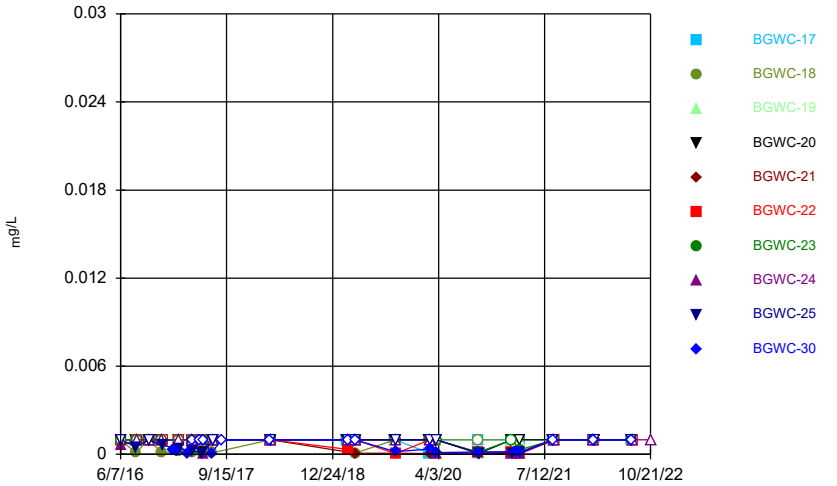

Constituent: Lead Analysis Run 11/18/2022 2:51 AM View: Constituents View
Plant Bowen Client: Southern Company Data: Bowen AP-1

Sanitas™ v.9.6.35 . UG
Hollow symbols indicate censored values.

Time Series

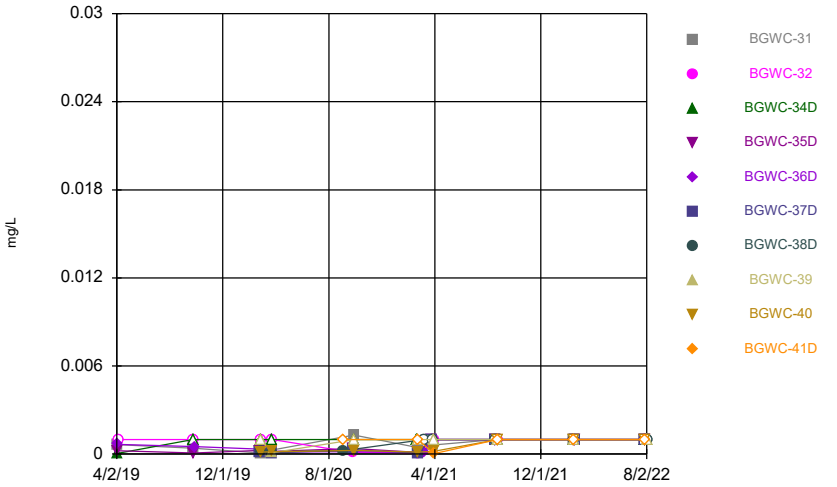

Constituent: Lead Analysis Run 11/18/2022 2:51 AM View: Constituents View
Plant Bowen Client: Southern Company Data: Bowen AP-1

Sanitas™ v.9.6.35 . UG
Hollow symbols indicate censored values.

Time Series

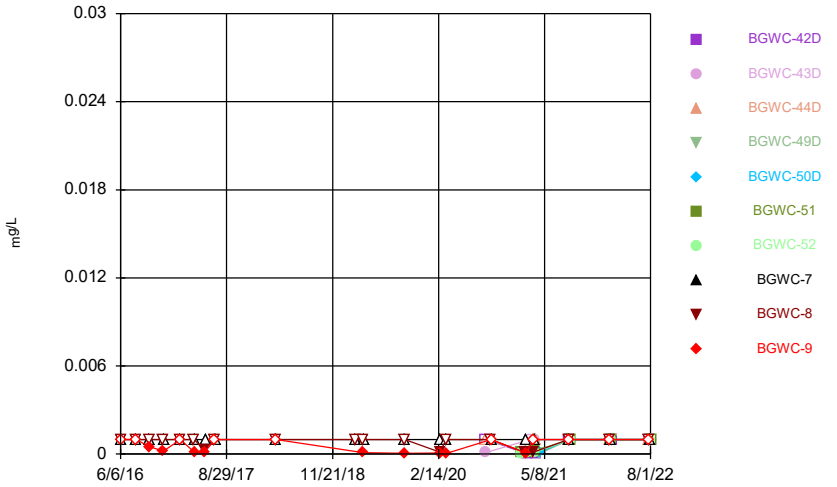

Constituent: Lead Analysis Run 11/18/2022 2:51 AM View: Constituents View
Plant Bowen Client: Southern Company Data: Bowen AP-1

Sanitas™ v.9.6.35 . UG
Hollow symbols indicate censored values.

Time Series

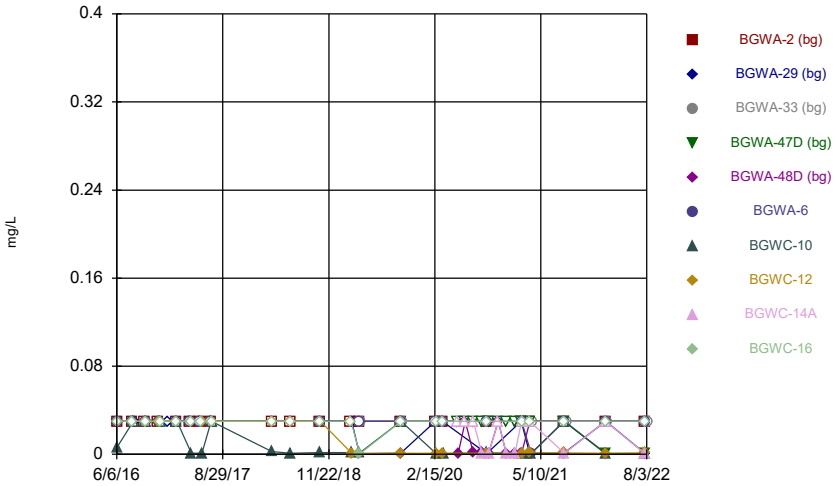

Constituent: Lithium Analysis Run 11/18/2022 2:51 AM View: Constituents View
Plant Bowen Client: Southern Company Data: Bowen AP-1

Sanitas™ v.9.6.35 . UG
Hollow symbols indicate censored values.

Time Series

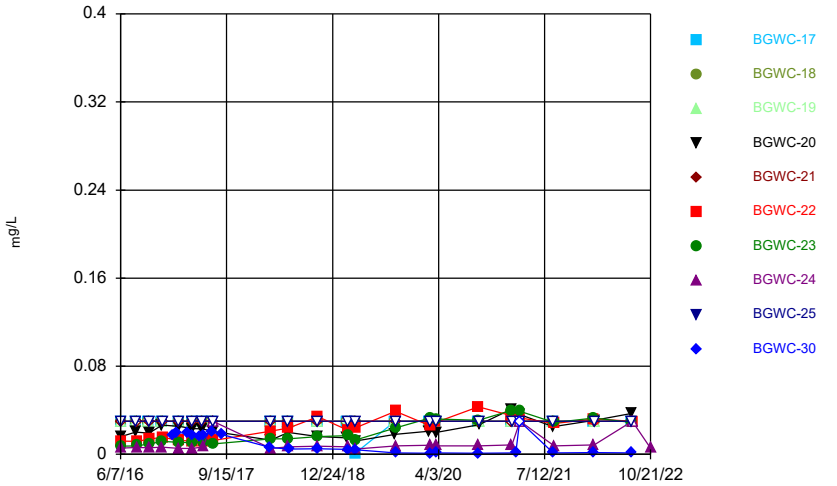

Constituent: Lithium Analysis Run 11/18/2022 2:51 AM View: Constituents View
Plant Bowen Client: Southern Company Data: Bowen AP-1

Sanitas™ v.9.6.35 . UG
Hollow symbols indicate censored values.

Time Series

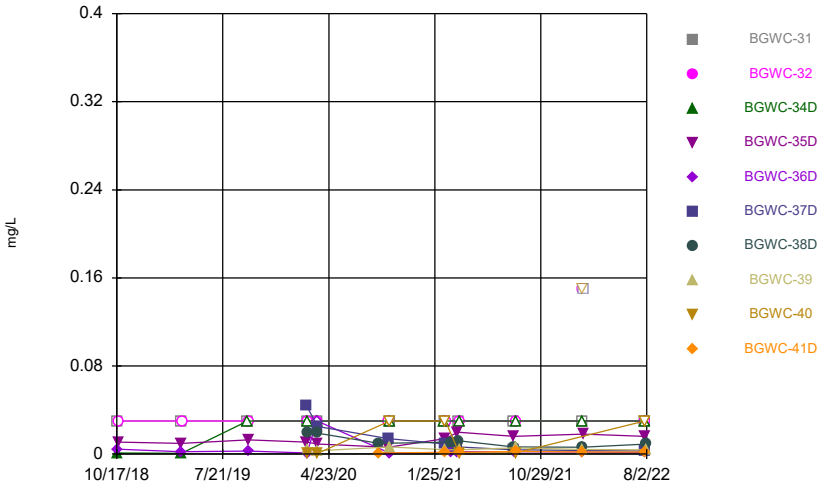

Constituent: Lithium Analysis Run 11/18/2022 2:51 AM View: Constituents View
Plant Bowen Client: Southern Company Data: Bowen AP-1

Sanitas™ v.9.6.35 . UG
Hollow symbols indicate censored values.

Time Series

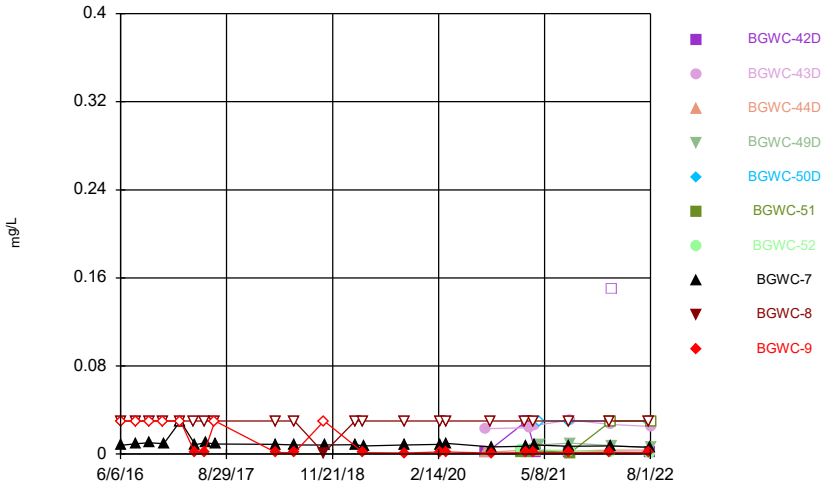

Constituent: Lithium Analysis Run 11/18/2022 2:51 AM View: Constituents View
Plant Bowen Client: Southern Company Data: Bowen AP-1

Sanitas™ v.9.6.35 . UG
Hollow symbols indicate censored values.

Time Series

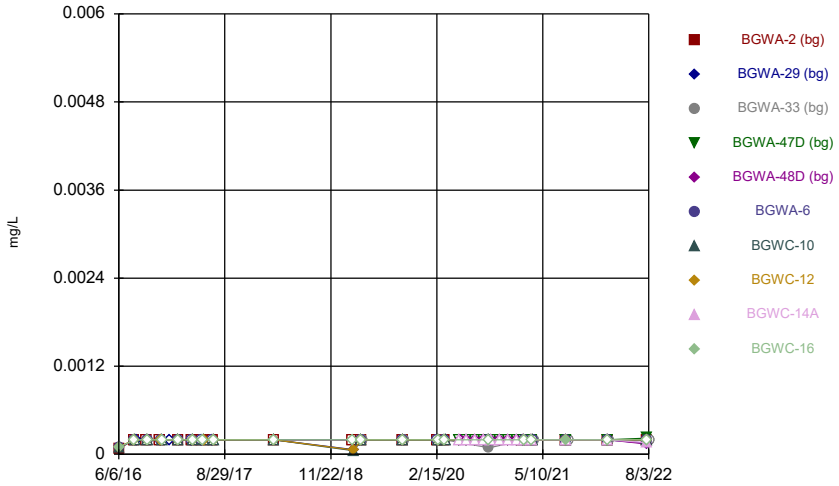

Constituent: Mercury Analysis Run 11/18/2022 2:51 AM View: Constituents View
Plant Bowen Client: Southern Company Data: Bowen AP-1

Sanitas™ v.9.6.35 . UG
Hollow symbols indicate censored values.

Time Series

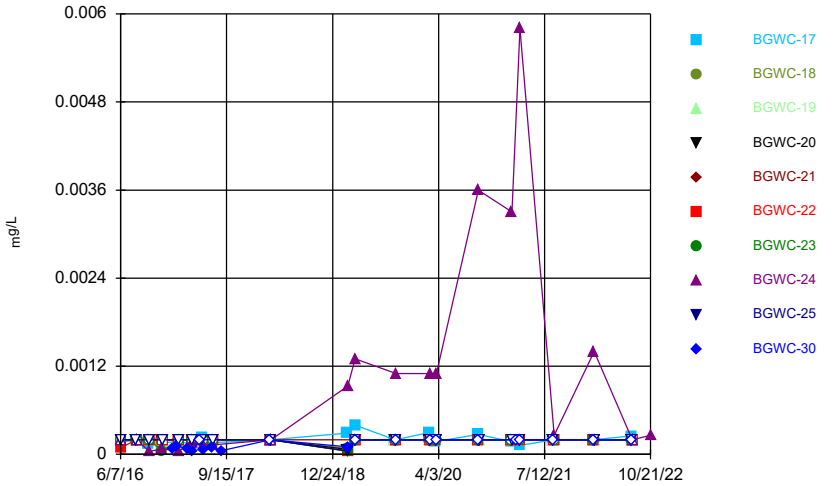

Constituent: Mercury Analysis Run 11/18/2022 2:51 AM View: Constituents View
Plant Bowen Client: Southern Company Data: Bowen AP-1

Sanitas™ v.9.6.35 . UG
Hollow symbols indicate censored values.

Time Series

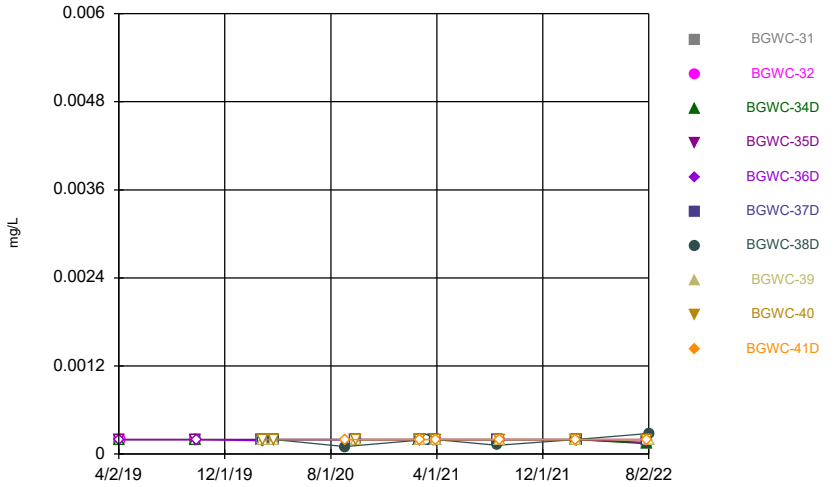

Constituent: Mercury Analysis Run 11/18/2022 2:51 AM View: Constituents View
Plant Bowen Client: Southern Company Data: Bowen AP-1

Sanitas™ v.9.6.35 . UG
Hollow symbols indicate censored values.

Time Series

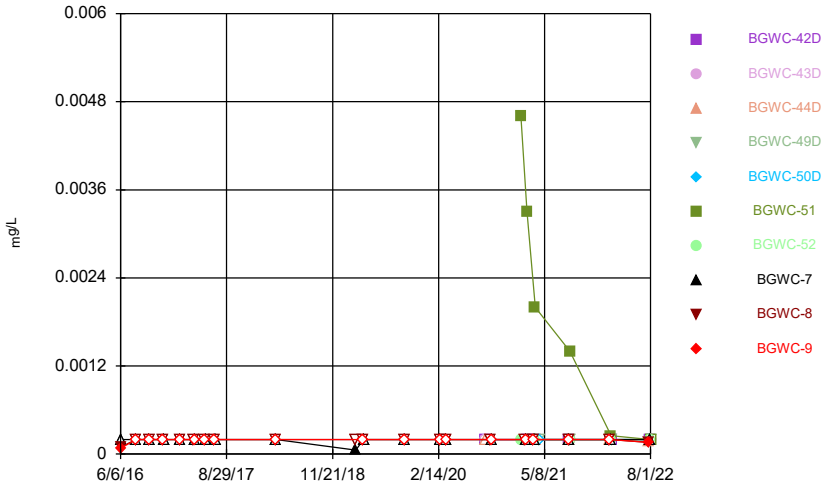

Constituent: Mercury Analysis Run 11/18/2022 2:51 AM View: Constituents View
Plant Bowen Client: Southern Company Data: Bowen AP-1

Sanitas™ v.9.6.35 . UG
Hollow symbols indicate censored values.

Time Series

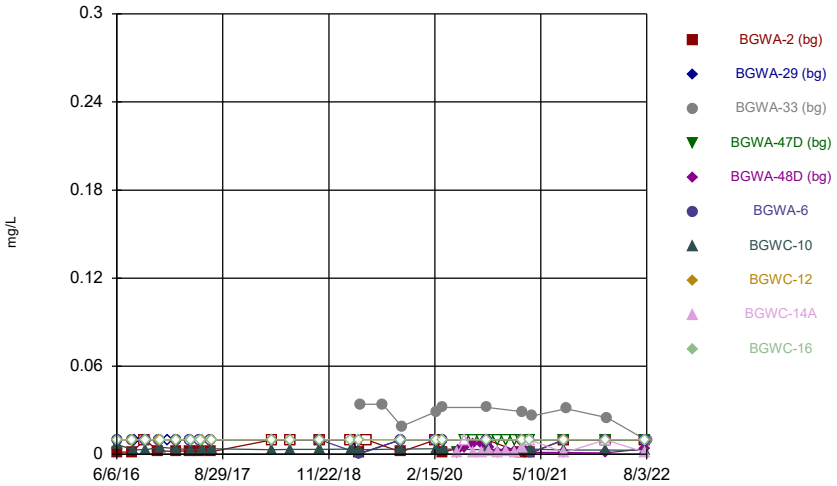

Constituent: Molybdenum Analysis Run 11/18/2022 2:51 AM View: Constituents View
Plant Bowen Client: Southern Company Data: Bowen AP-1

Sanitas™ v.9.6.35 . UG
Hollow symbols indicate censored values.

Time Series

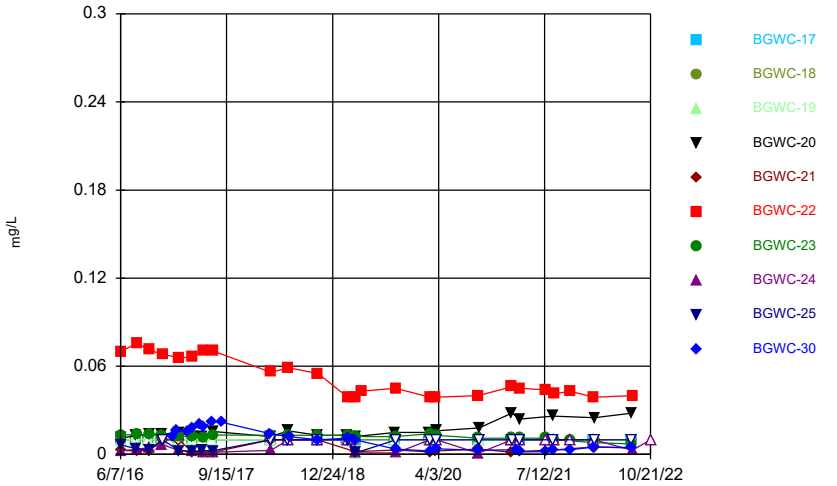

Constituent: Molybdenum Analysis Run 11/18/2022 2:51 AM View: Constituents View
Plant Bowen Client: Southern Company Data: Bowen AP-1

Sanitas™ v.9.6.35 . UG
Hollow symbols indicate censored values.

Time Series

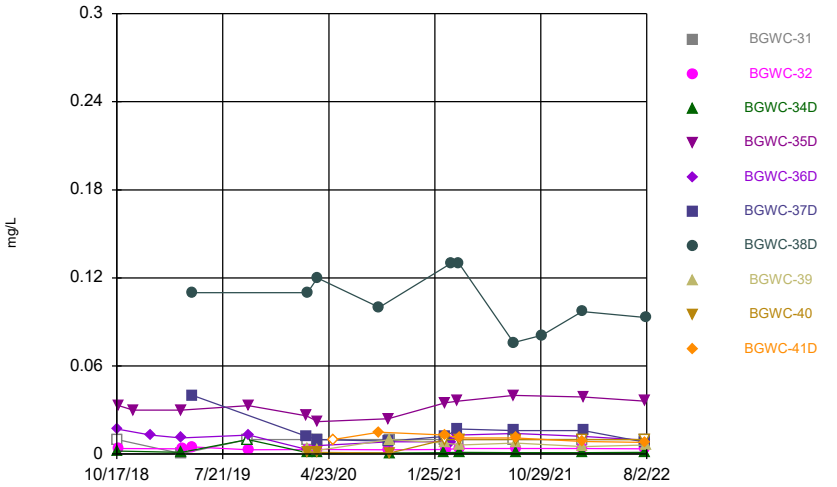

Constituent: Molybdenum Analysis Run 11/18/2022 2:51 AM View: Constituents View
Plant Bowen Client: Southern Company Data: Bowen AP-1

Sanitas™ v.9.6.35 . UG
Hollow symbols indicate censored values.

Time Series

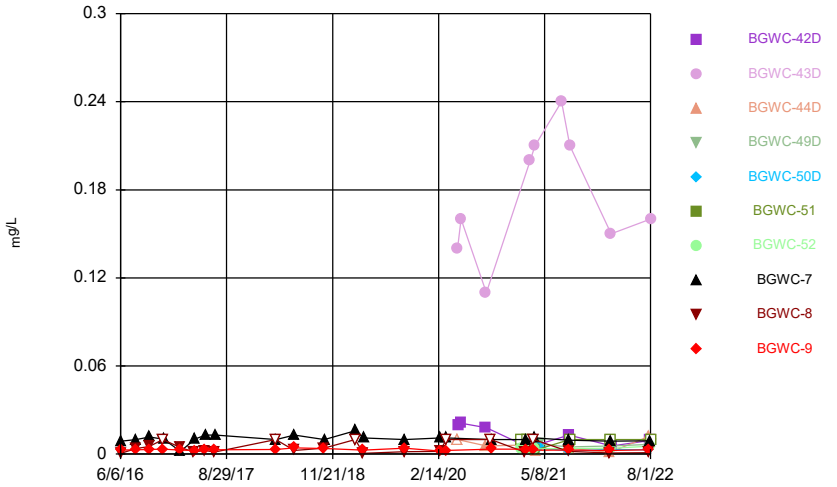

Constituent: Molybdenum Analysis Run 11/18/2022 2:51 AM View: Constituents View
Plant Bowen Client: Southern Company Data: Bowen AP-1

Sanitas™ v.9.6.35 . UG

Time Series

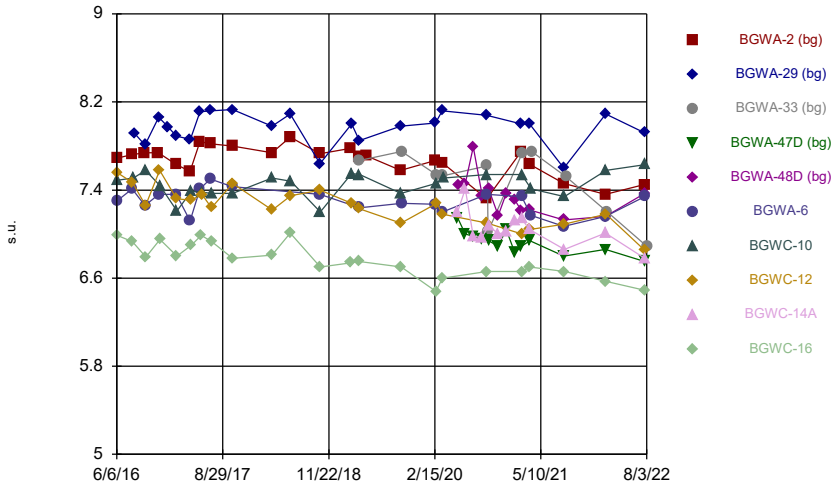

Constituent: pH Analysis Run 11/18/2022 2:51 AM View: Constituents View
Plant Bowen Client: Southern Company Data: Bowen AP-1

Sanitas™ v.9.6.35 . UG

Time Series

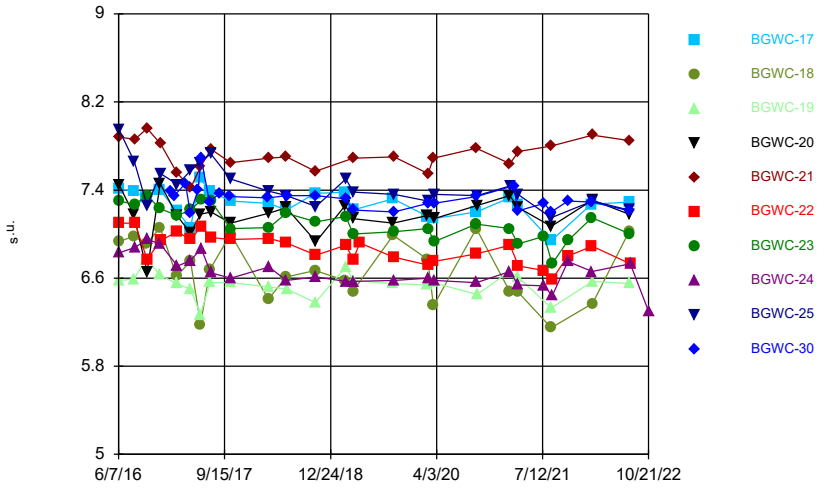

Constituent: pH Analysis Run 11/18/2022 2:51 AM View: Constituents View
Plant Bowen Client: Southern Company Data: Bowen AP-1

Sanitas™ v.9.6.35 . UG

Time Series

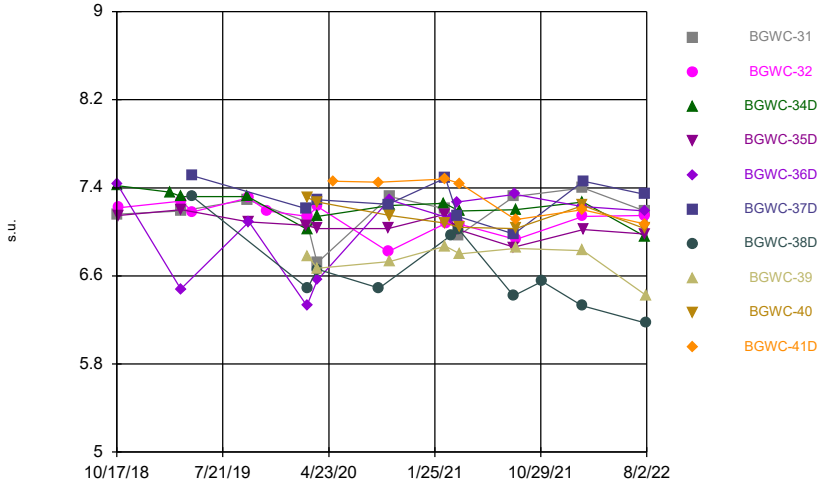

Constituent: pH Analysis Run 11/18/2022 2:51 AM View: Constituents View
Plant Bowen Client: Southern Company Data: Bowen AP-1

Sanitas™ v.9.6.35 . UG

Time Series

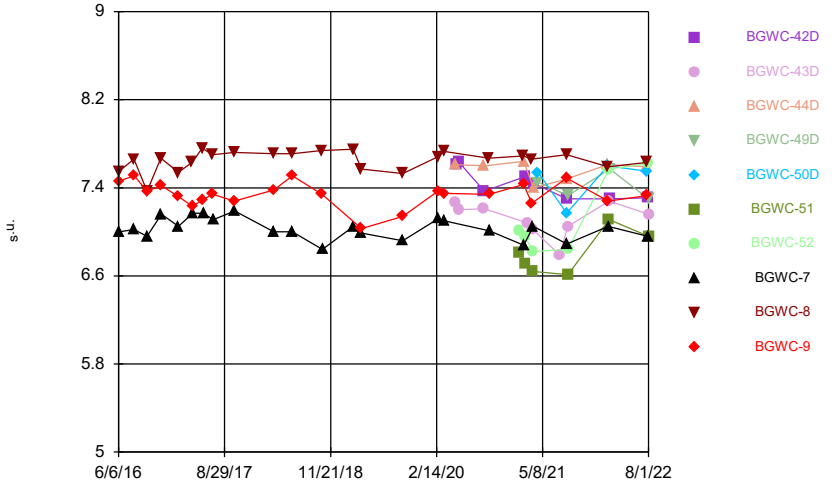

Constituent: pH Analysis Run 11/18/2022 2:51 AM View: Constituents View
Plant Bowen Client: Southern Company Data: Bowen AP-1

Sanitas™ v.9.6.35 . UG
Hollow symbols indicate censored values.

Time Series

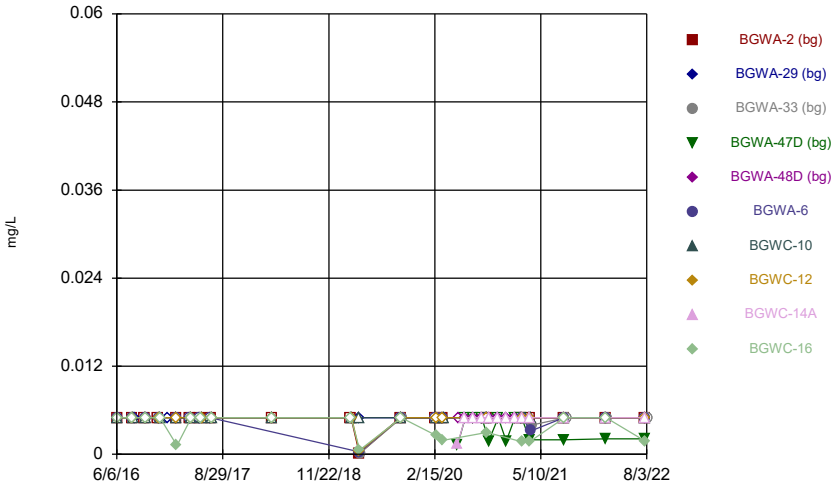

Constituent: Selenium Analysis Run 11/18/2022 2:51 AM View: Constituents View
Plant Bowen Client: Southern Company Data: Bowen AP-1

Sanitas™ v.9.6.35 . UG
Hollow symbols indicate censored values.

Time Series

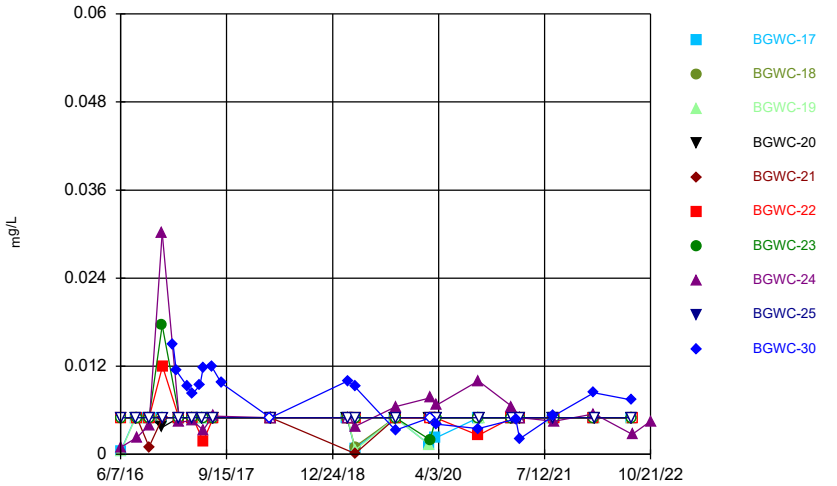

Constituent: Selenium Analysis Run 11/18/2022 2:51 AM View: Constituents View
Plant Bowen Client: Southern Company Data: Bowen AP-1

Sanitas™ v.9.6.35 . UG
Hollow symbols indicate censored values.

Time Series

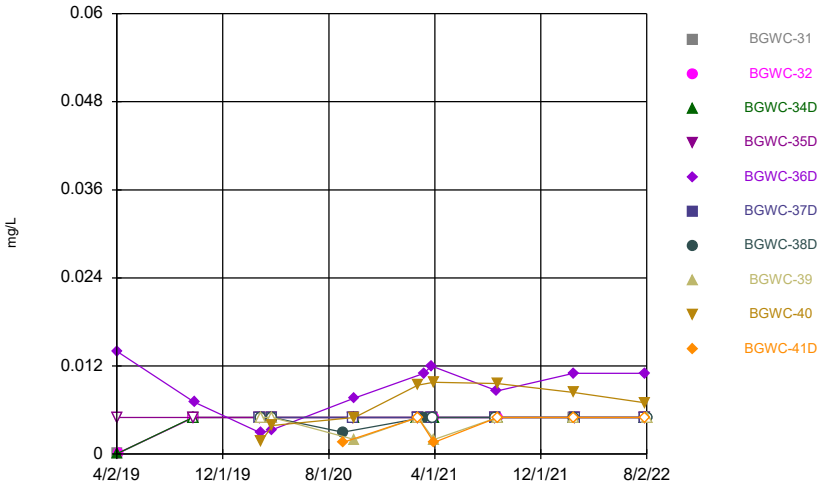

Constituent: Selenium Analysis Run 11/18/2022 2:51 AM View: Constituents View
Plant Bowen Client: Southern Company Data: Bowen AP-1

Sanitas™ v.9.6.35 . UG
Hollow symbols indicate censored values.

Time Series

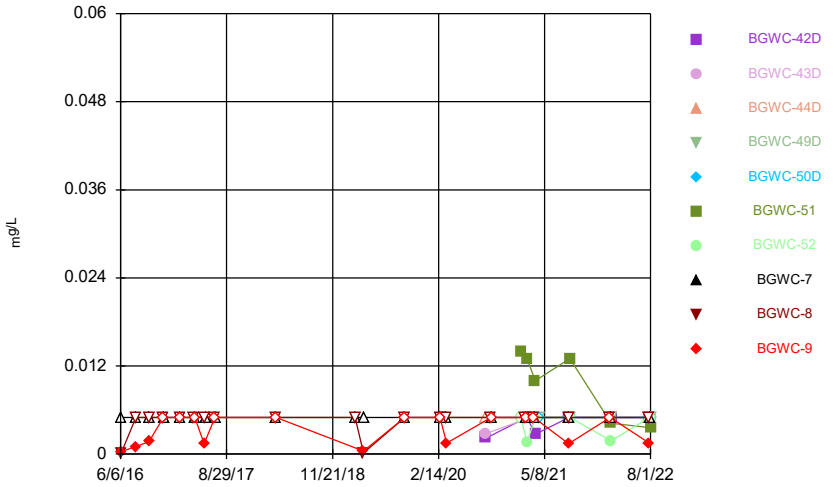

Constituent: Selenium Analysis Run 11/18/2022 2:51 AM View: Constituents View
Plant Bowen Client: Southern Company Data: Bowen AP-1

Sanitas™ v.9.6.35 . UG

Time Series

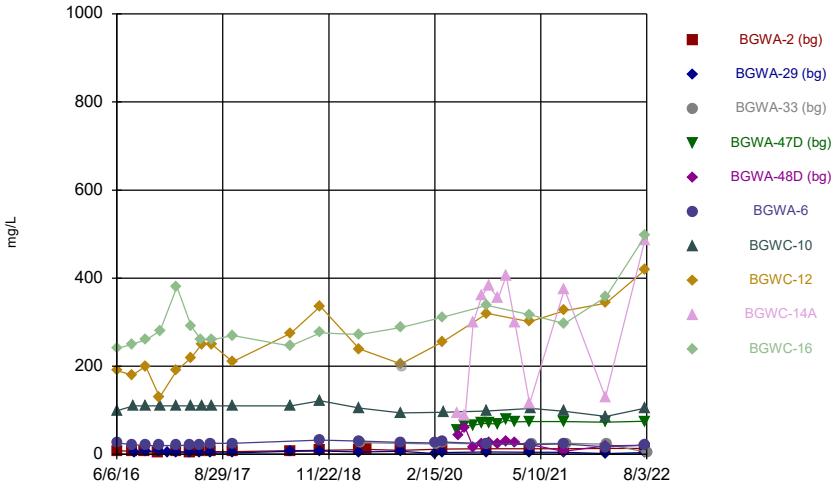

Constituent: Sulfate Analysis Run 11/18/2022 2:51 AM View: Constituents View
Plant Bowen Client: Southern Company Data: Bowen AP-1

Sanitas™ v.9.6.35 . UG

Time Series

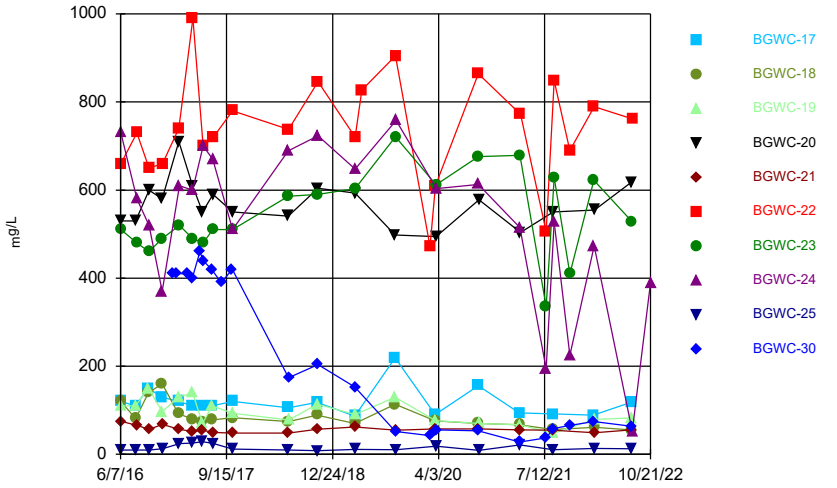

Constituent: Sulfate Analysis Run 11/18/2022 2:51 AM View: Constituents View
Plant Bowen Client: Southern Company Data: Bowen AP-1

Sanitas™ v.9.6.35 . UG

Time Series

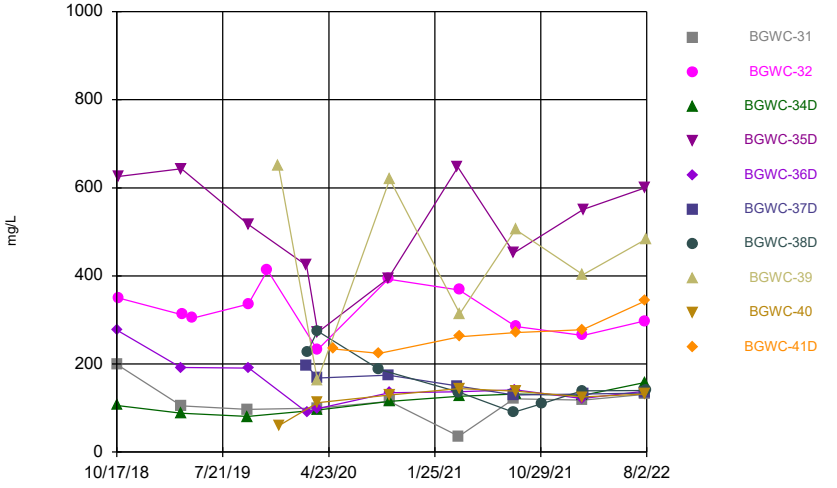

Constituent: Sulfate Analysis Run 11/18/2022 2:51 AM View: Constituents View
Plant Bowen Client: Southern Company Data: Bowen AP-1

Sanitas™ v.9.6.35 . UG

Time Series

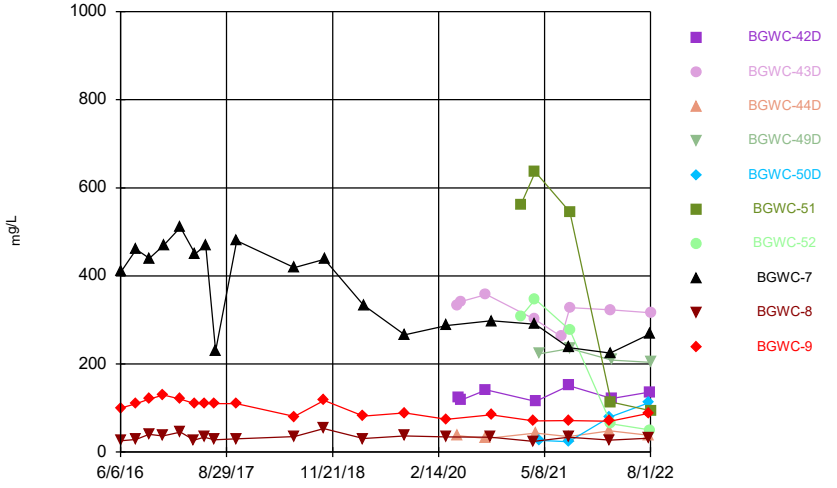

Constituent: Sulfate Analysis Run 11/18/2022 2:51 AM View: Constituents View
Plant Bowen Client: Southern Company Data: Bowen AP-1

Sanitas™ v.9.6.35 . UG
Hollow symbols indicate censored values.

Time Series

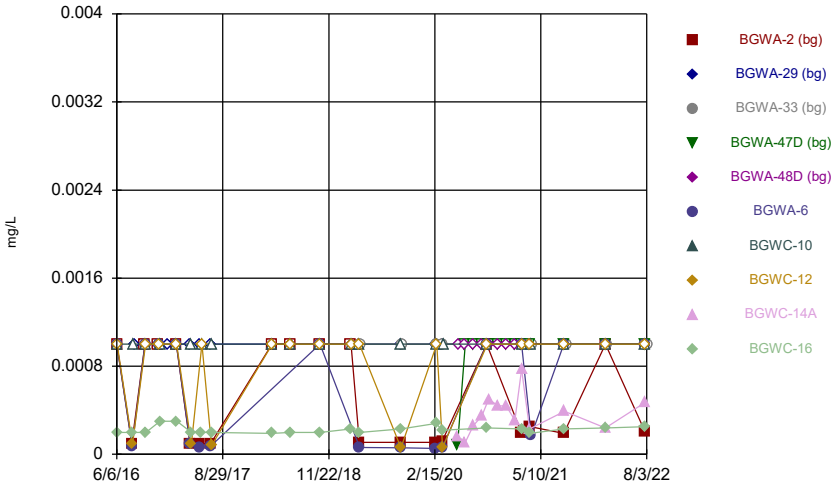

Constituent: Thallium Analysis Run 11/18/2022 2:51 AM View: Constituents View
Plant Bowen Client: Southern Company Data: Bowen AP-1

Sanitas™ v.9.6.35 . UG
Hollow symbols indicate censored values.

Time Series

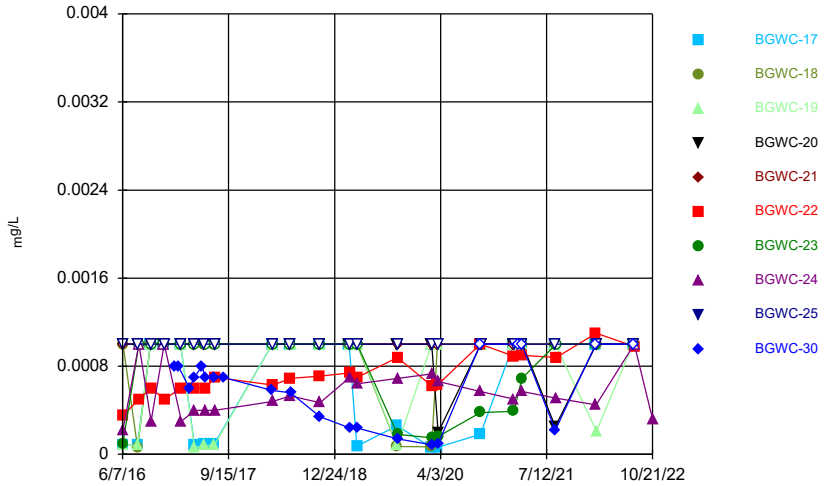

Constituent: Thallium Analysis Run 11/18/2022 2:51 AM View: Constituents View
Plant Bowen Client: Southern Company Data: Bowen AP-1

Sanitas™ v.9.6.35 . UG
Hollow symbols indicate censored values.

Time Series

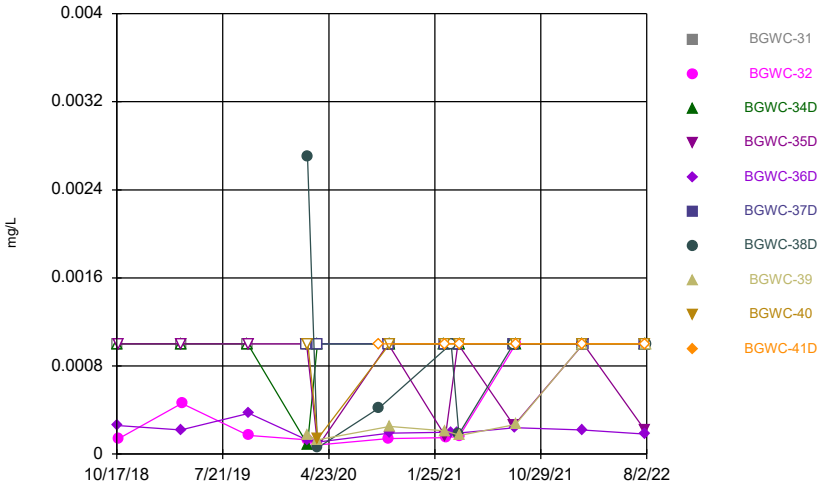

Constituent: Thallium Analysis Run 11/18/2022 2:51 AM View: Constituents View
Plant Bowen Client: Southern Company Data: Bowen AP-1

Sanitas™ v.9.6.35 . UG
Hollow symbols indicate censored values.

Time Series

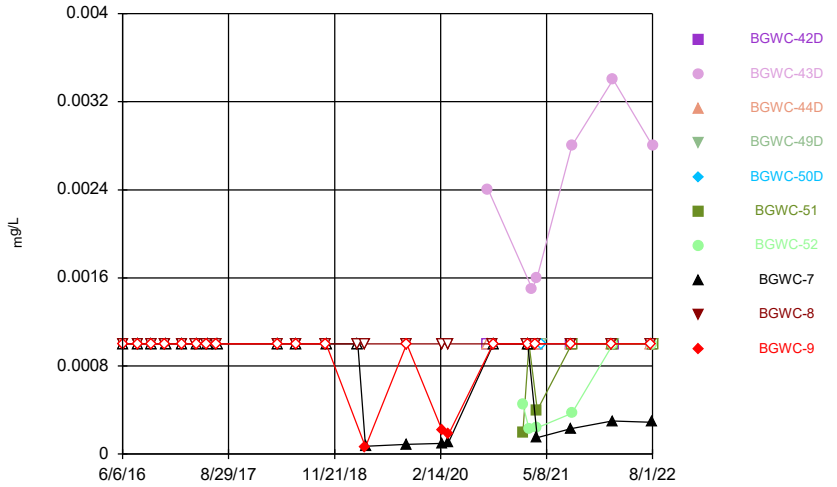

Constituent: Thallium Analysis Run 11/18/2022 2:51 AM View: Constituents View
Plant Bowen Client: Southern Company Data: Bowen AP-1

Sanitas™ v.9.6.35 . UG

Time Series

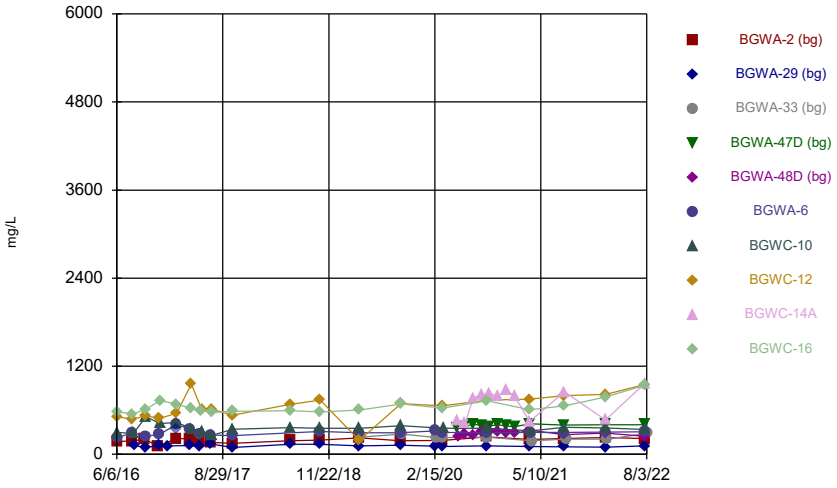

Constituent: Total Dissolved Solids Analysis Run 11/18/2022 2:51 AM View: Constituents View
Plant Bowen Client: Southern Company Data: Bowen AP-1

Sanitas™ v.9.6.35 . UG

Time Series

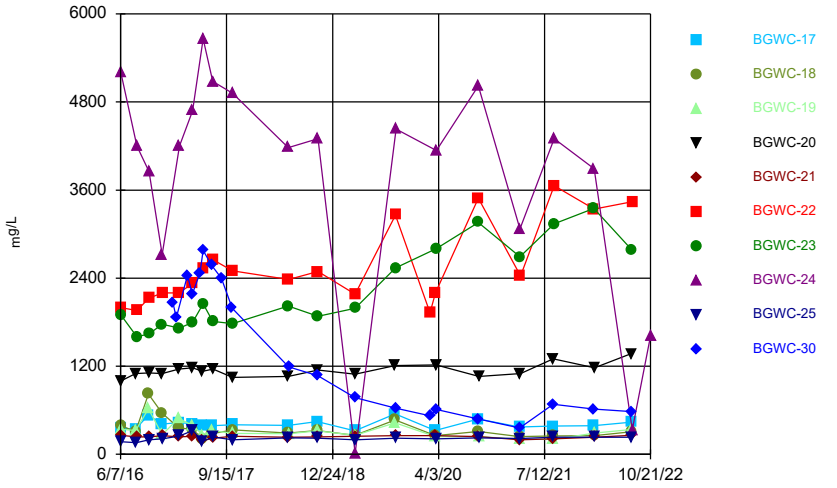

Constituent: Total Dissolved Solids Analysis Run 11/18/2022 2:51 AM View: Constituents View
Plant Bowen Client: Southern Company Data: Bowen AP-1

Sanitas™ v.9.6.35 . UG

Time Series

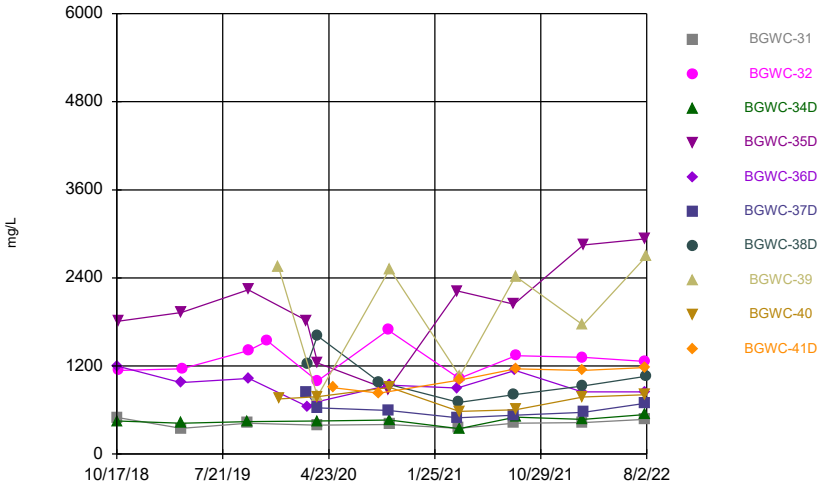

Constituent: Total Dissolved Solids Analysis Run 11/18/2022 2:51 AM View: Constituents View
Plant Bowen Client: Southern Company Data: Bowen AP-1

Sanitas™ v.9.6.35 . UG

Time Series

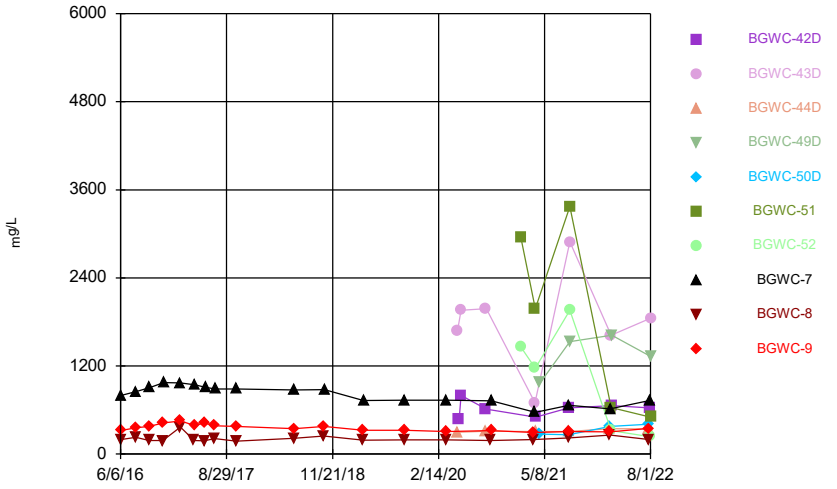

Constituent: Total Dissolved Solids Analysis Run 11/18/2022 2:52 AM View: Constituents View
Plant Bowen Client: Southern Company Data: Bowen AP-1

Time Series

Constituent: Antimony (mg/L) Analysis Run 11/18/2022 2:56 AM View: Constituents View

Plant Bowen Client: Southern Company Data: Bowen AP-1

	BGWA-2 (bg)	BGWA-29 (bg)	BGWA-33 (bg)	BGWA-47D (bg)	BGWA-48D (bg)	BGWA-6	BGWC-10	BGWC-12	BGWC-14A
6/6/2016	<0.003					<0.003			
6/7/2016							0.0022 (J)	<0.003	
8/9/2016	<0.003								
8/10/2016						<0.003			
8/11/2016									
8/12/2016								<0.003	
8/16/2016							<0.003		
8/22/2016		<0.003							
10/3/2016	<0.003								
10/4/2016		<0.003				<0.003			
10/6/2016								<0.003	
10/7/2016							<0.003		
11/29/2016	<0.003								
12/1/2016		<0.003				<0.003			
12/5/2016								<0.003	
12/6/2016							<0.003		
1/10/2017		<0.003							
2/13/2017	<0.003								
2/14/2017		<0.003				<0.003			
2/15/2017								<0.003	
2/16/2017							<0.003		
4/13/2017	0.0004 (J)					<0.003			
4/14/2017		<0.003							
4/18/2017							<0.003	<0.003	
5/25/2017	<0.003	<0.003				<0.003			
5/30/2017									
6/2/2017							<0.003	<0.003	
7/7/2017	<0.003					<0.003			
7/10/2017		<0.003							
7/12/2017							<0.003		
7/13/2017								<0.003	
7/14/2017									
3/26/2018	<0.003	<0.003							
3/27/2018							<0.003		
3/28/2018								<0.003	
2/25/2019	<0.003								
2/27/2019		<0.003							
2/28/2019							<0.003	<0.003	
2/18/2020	<0.003					<0.003			
2/19/2020		<0.003							
2/20/2020							<0.003		
2/21/2020			0.0016 (J)						
2/24/2020								<0.003	
3/18/2020	<0.003	<0.003							
3/19/2020						<0.003		<0.003	
3/20/2020			0.0014 (J)						
3/23/2020							<0.003		
5/22/2020				<0.003					<0.003
5/25/2020					0.0042				
6/23/2020				<0.003	0.00074 (J)				<0.003
7/28/2020				0.0013 (J)	0.0014 (J)				<0.003
9/2/2020				0.00082 (J)					<0.003

Time Series

Constituent: Antimony (mg/L) Analysis Run 11/18/2022 2:56 AM View: Constituents View

Plant Bowen Client: Southern Company Data: Bowen AP-1

	BGWA-2 (bg)	BGWA-29 (bg)	BGWA-33 (bg)	BGWA-47D (bg)	BGWA-48D (bg)	BGWA-6	BGWC-10	BGWC-12	BGWC-14A
9/3/2020					0.0023 (J)				
9/23/2020	<0.003	<0.003				<0.003			
9/24/2020							<0.003		
9/25/2020			0.0015 (J)					<0.003	
10/1/2020				0.00056 (J)	0.0026 (J)				0.0003 (J)
11/10/2020				0.0019 (J)	0.0016 (J)				0.00061 (J)
12/15/2020				0.0018 (J)	0.0018 (J)				<0.003
1/20/2021				0.00068 (J)	0.0015 (J)				<0.003
2/16/2021	<0.003	0.0015 (J)							
2/17/2021				0.0013 (J)	0.0013 (J)				
2/18/2021						<0.003	<0.003		<0.003
2/19/2021			0.0011 (J)					<0.003	
3/23/2021		<0.003							
3/24/2021								<0.003	<0.003
3/25/2021				<0.003	0.0008 (J)				
3/26/2021	<0.003								
3/30/2021							<0.003		
3/31/2021						<0.003			
4/1/2021			0.002 (J)						
8/16/2021	<0.003	<0.003		<0.003	0.0018 (J)	<0.003			
8/18/2021							<0.003	<0.003	<0.003
8/25/2021			0.0013 (J)						
2/9/2022	<0.003			<0.003	0.0018 (J)	<0.003			<0.003
2/10/2022		<0.003							
2/11/2022							0.0021 (J)	<0.003	
2/16/2022			0.00089 (J)						
7/26/2022	<0.003	0.00096 (J)		<0.003	0.0008 (J)	<0.003			<0.003
7/27/2022								<0.003	
7/28/2022							0.0015 (J)		
8/3/2022			<0.003						

Time Series

Constituent: Antimony (mg/L) Analysis Run 11/18/2022 2:56 AM View: Constituents View

Plant Bowen Client: Southern Company Data: Bowen AP-1

	BGWC-16
6/6/2016	
6/7/2016	<0.003
8/9/2016	
8/10/2016	
8/11/2016	0.0004 (J)
8/12/2016	
8/16/2016	
8/22/2016	
10/3/2016	
10/4/2016	
10/6/2016	
10/7/2016	<0.003
11/29/2016	
12/1/2016	
12/5/2016	
12/6/2016	<0.003
1/10/2017	
2/13/2017	
2/14/2017	
2/15/2017	
2/16/2017	<0.003
4/13/2017	
4/14/2017	
4/18/2017	<0.003
5/25/2017	
5/30/2017	<0.003
6/2/2017	
7/7/2017	
7/10/2017	
7/12/2017	
7/13/2017	
7/14/2017	<0.003
3/26/2018	
3/27/2018	<0.003
3/28/2018	
2/25/2019	<0.003
2/27/2019	
2/28/2019	
2/18/2020	
2/19/2020	
2/20/2020	<0.003
2/21/2020	
2/24/2020	
3/18/2020	
3/19/2020	<0.003
3/20/2020	
3/23/2020	
5/22/2020	
5/25/2020	
6/23/2020	
7/28/2020	
9/2/2020	

Time Series

Constituent: Antimony (mg/L) Analysis Run 11/18/2022 2:56 AM View: Constituents View

Plant Bowen Client: Southern Company Data: Bowen AP-1

	BGWC-16
9/3/2020	
9/23/2020	
9/24/2020	<0.003
9/25/2020	
10/1/2020	
11/10/2020	
12/15/2020	
1/20/2021	
2/16/2021	
2/17/2021	
2/18/2021	<0.003
2/19/2021	
3/23/2021	
3/24/2021	<0.003
3/25/2021	
3/26/2021	
3/30/2021	
3/31/2021	
4/1/2021	
8/16/2021	
8/18/2021	<0.003
8/25/2021	
2/9/2022	
2/10/2022	
2/11/2022	<0.003
2/16/2022	
7/26/2022	
7/27/2022	<0.003
7/28/2022	
8/3/2022	

Time Series

Constituent: Antimony (mg/L) Analysis Run 11/18/2022 2:56 AM View: Constituents View

Plant Bowen Client: Southern Company Data: Bowen AP-1

	BGWC-17	BGWC-18	BGWC-19	BGWC-20	BGWC-21	BGWC-22	BGWC-23	BGWC-24	BGWC-25
6/7/2016	<0.003								
6/8/2016		<0.003	<0.003	<0.003	<0.003	<0.003			<0.003
6/9/2016							<0.003	<0.003	
8/11/2016	0.0002 (J)								
8/12/2016		<0.003	<0.003	<0.003					
8/15/2016									0.0013 (J)
8/18/2016					<0.003	0.0023 (J)	0.0009 (J)	<0.003	
10/7/2016	<0.003	<0.003	<0.003						
10/10/2016				<0.003	<0.003	0.0021 (J)	<0.003	<0.003	<0.003
12/6/2016	<0.003	<0.003							
12/7/2016			<0.003	<0.003			<0.003	<0.003	
12/8/2016					<0.003	<0.003			<0.003
1/23/2017									
2/7/2017									
2/16/2017	<0.003	<0.003	<0.003						
2/17/2017				<0.003	<0.003	<0.003			
2/20/2017							<0.003	<0.003	<0.003
3/27/2017									
4/17/2017									
4/19/2017	<0.003	<0.003	<0.003	<0.003	<0.003		<0.003	<0.003	
4/20/2017						<0.003			<0.003
5/22/2017									
5/30/2017	<0.003								
6/1/2017		<0.003	<0.003	<0.003	<0.003				<0.003
6/5/2017						<0.003	<0.003	<0.003	
7/11/2017									
7/14/2017	<0.003	<0.003	<0.003						
7/17/2017							<0.003	<0.003	<0.003
7/18/2017				<0.003	<0.003				
7/19/2017						<0.003			
8/23/2017									
3/26/2018									
3/27/2018	<0.003	<0.003	<0.003						
3/28/2018				<0.003	<0.003				<0.003
3/29/2018						<0.003	<0.003	<0.003	
2/27/2019	<0.003	<0.003		<0.003					
3/1/2019			<0.003			<0.003	<0.003	<0.003	<0.003
2/24/2020	<0.003	<0.003	<0.003	<0.003					
2/25/2020						<0.003	<0.003		
2/26/2020					<0.003			<0.003	<0.003
3/19/2020	<0.003								
3/20/2020		<0.003	<0.003		<0.003	<0.003			
3/23/2020				0.0014 (J)			0.00053 (J)		
3/24/2020									<0.003
3/25/2020								<0.003	
9/24/2020	<0.003	<0.003			<0.003	<0.003	<0.003		
9/25/2020								0.00048 (J)	
9/28/2020			0.0005 (J)	0.0005 (J)					<0.003
2/18/2021	<0.003	<0.003	<0.003	<0.003					
2/19/2021					<0.003	0.00028 (J)	0.00031 (J)	0.00036 (J)	
2/23/2021									<0.003
3/8/2021									

Time Series

Constituent: Antimony (mg/L) Analysis Run 11/18/2022 2:56 AM View: Constituents View

Plant Bowen Client: Southern Company Data: Bowen AP-1

	BGWC-17	BGWC-18	BGWC-19	BGWC-20	BGWC-21	BGWC-22	BGWC-23	BGWC-24	BGWC-25
3/24/2021	<0.003	<0.003							
3/25/2021									
3/26/2021			<0.003				<0.003	<0.003	<0.003
3/29/2021				<0.003	<0.003	<0.003			
8/19/2021	<0.003	<0.003							<0.003
8/20/2021			<0.003	<0.003	0.0014 (J)				
8/23/2021						<0.003	0.0029 (J)	0.0028 (J)	
2/11/2022	<0.003								
2/14/2022							0.0014 (J)		
2/15/2022						<0.003		0.0048	
2/16/2022		<0.003	<0.003	<0.003	0.0017 (J)				<0.003
7/27/2022	<0.003	<0.003	<0.003	<0.003					<0.003
7/28/2022					<0.003				
8/1/2022							0.0022 (J)		
8/2/2022						<0.003		0.015 (o)	
10/21/2022								0.0032 (R)	

Time Series

Constituent: Antimony (mg/L) Analysis Run 11/18/2022 2:56 AM View: Constituents View

Plant Bowen Client: Southern Company Data: Bowen AP-1

	BGWC-30
6/7/2016	
6/8/2016	
6/9/2016	
8/11/2016	
8/12/2016	
8/15/2016	
8/18/2016	
10/7/2016	
10/10/2016	
12/6/2016	
12/7/2016	
12/8/2016	
1/23/2017	<0.003
2/7/2017	<0.003
2/16/2017	
2/17/2017	
2/20/2017	
3/27/2017	<0.003
4/17/2017	<0.003
4/19/2017	
4/20/2017	
5/22/2017	<0.003
5/30/2017	
6/1/2017	
6/5/2017	<0.003
7/11/2017	<0.003
7/14/2017	
7/17/2017	
7/18/2017	
7/19/2017	
8/23/2017	<0.003
3/26/2018	<0.003
3/27/2018	
3/28/2018	
3/29/2018	
2/27/2019	
3/1/2019	<0.003
2/24/2020	
2/25/2020	
2/26/2020	<0.003
3/19/2020	
3/20/2020	
3/23/2020	<0.003
3/24/2020	
3/25/2020	
9/24/2020	
9/25/2020	<0.003
9/28/2020	
2/18/2021	
2/19/2021	
2/23/2021	
3/8/2021	<0.003

Time Series

Constituent: Antimony (mg/L) Analysis Run 11/18/2022 2:56 AM View: Constituents View

Plant Bowen Client: Southern Company Data: Bowen AP-1

	BGWC-30
3/24/2021	
3/25/2021	<0.003
3/26/2021	
3/29/2021	
8/19/2021	<0.003
8/20/2021	
8/23/2021	
2/11/2022	
2/14/2022	<0.003
2/15/2022	
2/16/2022	
7/27/2022	
7/28/2022	
8/1/2022	<0.003
8/2/2022	
10/21/2022	

Time Series

Constituent: Antimony (mg/L) Analysis Run 11/18/2022 2:56 AM View: Constituents View

Plant Bowen Client: Southern Company Data: Bowen AP-1

	BGWC-31	BGWC-32	BGWC-34D	BGWC-35D	BGWC-36D	BGWC-37D	BGWC-38D	BGWC-39	BGWC-40
2/25/2020				<0.003		<0.003			
2/26/2020	<0.003				<0.003				
2/27/2020		<0.003	<0.003				0.0003 (J)	<0.003	
2/28/2020									<0.003
3/23/2020	<0.003				<0.003				
3/24/2020		<0.003	<0.003			<0.003	<0.003	<0.003	
3/25/2020				<0.003					<0.003
9/2/2020							0.0016 (J)		
9/25/2020		0.00039 (J)		0.00064 (J)		0.0022 (J)			
9/28/2020	0.00038 (J)		0.00049 (J)		<0.003				
9/29/2020								<0.003	<0.003
2/19/2021			<0.003						
2/22/2021	<0.003			0.00066 (J)		0.00041 (J)		<0.003	<0.003
2/23/2021		0.00036 (J)							
3/8/2021					0.00096 (J)				
3/9/2021							0.00062 (J)		
3/25/2021					<0.003				
3/26/2021				<0.003		<0.003			
3/29/2021	<0.003						<0.003		
3/30/2021		<0.003	0.00079 (J)						0.0005 (J)
3/31/2021								<0.003	
8/19/2021							0.01		
8/20/2021	<0.003			<0.003		<0.003			
8/23/2021					<0.003				
8/24/2021			<0.003					<0.003	<0.003
8/25/2021		<0.003							
2/14/2022					<0.003		0.0067		
2/15/2022									
2/16/2022	<0.003	<0.003	<0.003					<0.003	<0.003
2/17/2022				<0.003		<0.003			
7/28/2022	<0.003		<0.003	<0.003		<0.003			<0.003
7/29/2022		<0.003			<0.003				
8/2/2022							0.0015 (J)	<0.003	

Time Series

Constituent: Antimony (mg/L) Analysis Run 11/18/2022 2:56 AM View: Constituents View

Plant Bowen Client: Southern Company Data: Bowen AP-1

	BGWC-41D
2/25/2020	
2/26/2020	
2/27/2020	
2/28/2020	
3/23/2020	
3/24/2020	
3/25/2020	
9/2/2020	0.0014 (J)
9/25/2020	
9/28/2020	
9/29/2020	
2/19/2021	
2/22/2021	<0.003
2/23/2021	
3/8/2021	
3/9/2021	
3/25/2021	
3/26/2021	
3/29/2021	
3/30/2021	
3/31/2021	<0.003
8/19/2021	
8/20/2021	
8/23/2021	
8/24/2021	0.0014 (J)
8/25/2021	
2/14/2022	
2/15/2022	<0.003
2/16/2022	
2/17/2022	
7/28/2022	
7/29/2022	<0.003
8/2/2022	

Time Series

Constituent: Antimony (mg/L) Analysis Run 11/18/2022 2:56 AM View: Constituents View

Plant Bowen Client: Southern Company Data: Bowen AP-1

	BGWC-42D	BGWC-43D	BGWC-44D	BGWC-49D	BGWC-50D	BGWC-51	BGWC-52	BGWC-7	BGWC-8
6/6/2016									
6/7/2016									<0.003
6/8/2016								<0.003	
8/10/2016									0.0004 (J)
8/11/2016								0.0005 (J)	
10/4/2016									<0.003
10/5/2016									
10/6/2016								0.0015 (J)	
12/2/2016									<0.003
12/5/2016									
12/6/2016								<0.003	
2/14/2017									<0.003
2/15/2017								<0.003	
4/14/2017									<0.003
4/17/2017									
4/18/2017								0.0003 (J)	
5/26/2017									<0.003
6/2/2017								<0.003	
7/10/2017									<0.003
7/11/2017									
7/14/2017								<0.003	
3/26/2018									<0.003
3/27/2018								<0.003	
2/25/2019									<0.003
2/28/2019								<0.003	
2/19/2020									<0.003
2/20/2020									
2/21/2020								0.0016 (J)	
3/18/2020									<0.003
3/19/2020								<0.003	
9/3/2020	0.00072 (J)	0.00091 (J)	0.0021 (J)						
9/23/2020									<0.003
9/24/2020									
9/25/2020								<0.003	
1/28/2021						<0.003	0.0019 (J)		
2/16/2021									0.00046 (J)
2/17/2021									
2/18/2021			0.009					<0.003	
2/22/2021	0.0019 (J)								
2/23/2021						<0.003	0.00053 (J)		
3/8/2021		0.00058 (J)							
3/24/2021									0.00059 (J)
3/29/2021		<0.003							
3/30/2021						0.0019 (J)	0.00085 (J)	<0.003	
3/31/2021			0.0026 (J)						
4/1/2021	0.0019 (J)								
4/19/2021				0.00039 (J)	0.0019 (J)				
8/18/2021			0.0015 (J)		<0.003				<0.003
8/19/2021								<0.003	
8/20/2021	0.00083 (J)								
8/23/2021		<0.003				<0.003	<0.003		
8/24/2021				<0.003					

Time Series

Constituent: Antimony (mg/L) Analysis Run 11/18/2022 2:56 AM View: Constituents View

Plant Bowen Client: Southern Company Data: Bowen AP-1

	BGWC-42D	BGWC-43D	BGWC-44D	BGWC-49D	BGWC-50D	BGWC-51	BGWC-52	BGWC-7	BGWC-8
2/9/2022			<0.003		<0.003				
2/10/2022									<0.003
2/11/2022								<0.003	
2/14/2022						<0.003	<0.003		
2/15/2022		<0.003							
2/17/2022	<0.003			<0.003					
7/26/2022			0.0011 (J)		<0.003				<0.003
7/28/2022	<0.003						<0.003	<0.003	
8/1/2022		<0.003		<0.003		<0.003			

Time Series

Constituent: Antimony (mg/L) Analysis Run 11/18/2022 2:56 AM View: Constituents View

Plant Bowen Client: Southern Company Data: Bowen AP-1

	BGWC-9
6/6/2016	<0.003
6/7/2016	
6/8/2016	
8/10/2016	
8/11/2016	0.0003 (J)
10/4/2016	
10/5/2016	<0.003
10/6/2016	
12/2/2016	
12/5/2016	<0.003
12/6/2016	
2/14/2017	
2/15/2017	<0.003
4/14/2017	
4/17/2017	<0.003
4/18/2017	
5/26/2017	<0.003
6/2/2017	
7/10/2017	
7/11/2017	<0.003
7/14/2017	
3/26/2018	
3/27/2018	<0.003
2/25/2019	
2/28/2019	
2/19/2020	
2/20/2020	<0.003
2/21/2020	
3/18/2020	
3/19/2020	<0.003
9/3/2020	
9/23/2020	
9/24/2020	<0.003
9/25/2020	
1/28/2021	
2/16/2021	
2/17/2021	0.00075 (J)
2/18/2021	
2/22/2021	
2/23/2021	
3/8/2021	
3/24/2021	0.00038 (J)
3/29/2021	
3/30/2021	
3/31/2021	
4/1/2021	
4/19/2021	
8/18/2021	0.0014 (J)
8/19/2021	
8/20/2021	
8/23/2021	
8/24/2021	

Time Series

Constituent: Antimony (mg/L) Analysis Run 11/18/2022 2:56 AM View: Constituents View

Plant Bowen Client: Southern Company Data: Bowen AP-1

	BGWC-9
2/9/2022	
2/10/2022	<0.003
2/11/2022	
2/14/2022	
2/15/2022	
2/17/2022	
7/26/2022	<0.003
7/28/2022	
8/1/2022	

Time Series

Constituent: Arsenic (mg/L) Analysis Run 11/18/2022 2:56 AM View: Constituents View

Plant Bowen Client: Southern Company Data: Bowen AP-1

	BGWA-2 (bg)	BGWA-29 (bg)	BGWA-33 (bg)	BGWA-47D (bg)	BGWA-48D (bg)	BGWA-6	BGWC-10	BGWC-12	BGWC-14A
6/6/2016	0.0012 (J)					<0.005			
6/7/2016							0.0039	<0.005	
8/9/2016	<0.005								
8/10/2016						<0.005			
8/11/2016									
8/12/2016								0.0009 (J)	
8/16/2016							0.0091		
8/22/2016		<0.005							
10/3/2016	<0.005								
10/4/2016		<0.005				<0.005			
10/6/2016								<0.005	
10/7/2016							0.0074		
11/29/2016	0.0023 (J)								
12/1/2016		<0.005				<0.005			
12/5/2016								<0.005	
12/6/2016							0.0044 (J)		
1/10/2017		<0.005							
2/13/2017	<0.005								
2/14/2017		<0.005				<0.005			
2/15/2017								<0.005	
2/16/2017							0.0081		
4/13/2017	0.0017 (J)					0.0007 (J)			
4/14/2017		0.0006 (J)							
4/18/2017							0.0084	0.0009 (J)	
5/25/2017	0.0015 (J)	0.0008 (J)				0.0013 (J)			
5/30/2017									
6/2/2017							0.008	0.0015 (J)	
7/7/2017	0.001 (J)					<0.005			
7/10/2017		0.0008 (J)							
7/12/2017							0.0063		
7/13/2017								0.0006 (J)	
7/14/2017									
3/26/2018	0.0019 (J)	0.00066 (J)							
3/27/2018							0.0064		
3/28/2018								0.0015 (J)	
6/12/2018	0.0013 (J)	0.00059 (J)							
6/14/2018							0.0075	0.00096 (J)	
10/16/2018	0.00075 (J)	<0.005				0.00095 (J)			
10/17/2018								<0.005	
10/18/2018							0.0056		
2/25/2019	<0.005								
2/27/2019		0.0011 (J)							
2/28/2019							0.0058	<0.005	
4/1/2019	0.00049 (J)	0.00019 (J)						0.00028 (J)	
4/2/2019						0.00032 (J)	0.0057		
4/3/2019			0.002 (J)						
9/23/2019	0.00095 (J)	0.00053 (J)				0.0012 (J)			
9/25/2019							0.0058	0.00085 (J)	
9/26/2019									
9/27/2019			0.0023 (J)						
2/18/2020	0.002 (J)					0.0019 (J)			
2/19/2020		0.0012 (J)							

Time Series

Constituent: Arsenic (mg/L) Analysis Run 11/18/2022 2:56 AM View: Constituents View

Plant Bowen Client: Southern Company Data: Bowen AP-1

	BGWA-2 (bg)	BGWA-29 (bg)	BGWA-33 (bg)	BGWA-47D (bg)	BGWA-48D (bg)	BGWA-6	BGWC-10	BGWC-12	BGWC-14A
2/20/2020							0.0067		
2/21/2020			0.0015 (J)						
2/24/2020								0.00039 (J)	
3/18/2020	<0.005	<0.005							
3/19/2020						<0.005		0.00036 (J)	
3/20/2020			0.0024 (J)						
3/23/2020							0.0049 (J)		
5/22/2020				0.00059 (J)					0.001 (J)
5/25/2020					0.0025 (J)				
6/23/2020				<0.005	0.01				<0.005
7/28/2020				0.00081 (J)	0.0039 (J)				0.0011 (J)
9/2/2020				<0.005					<0.005
9/3/2020					0.0018 (J)				
9/23/2020	<0.005	<0.005				<0.005			
9/24/2020							0.006		
9/25/2020			0.0017 (J)					<0.005	
10/1/2020				<0.005	0.0014 (J)				<0.005
11/10/2020				<0.005	<0.005				<0.005
12/15/2020				<0.005	<0.005				<0.005
1/20/2021				<0.005	<0.005				<0.005
2/16/2021	<0.005	<0.005							
2/17/2021				<0.005	<0.005				
2/18/2021						0.0011 (J)	0.0054		<0.005
2/19/2021			<0.005					0.0011 (J)	
3/23/2021		<0.005							
3/24/2021								0.002 (J)	0.002 (J)
3/25/2021				0.0014 (J)	0.0042 (J)				
3/26/2021	<0.005								
3/30/2021							0.0053		
3/31/2021						<0.005			
4/1/2021			0.0013 (J)						
8/16/2021	<0.005	<0.005		0.0012 (J)	0.0079	<0.005			
8/18/2021							0.0083	0.0039 (J)	0.0034 (J)
8/25/2021			0.0018 (J)						
2/9/2022	<0.005			<0.005	0.0057	<0.005			<0.005
2/10/2022		<0.005							
2/11/2022							0.0094	<0.005	
2/16/2022			<0.005						
7/26/2022	<0.005	<0.005		<0.005	<0.005	<0.005			<0.005
7/27/2022								0.0028 (J)	
7/28/2022							0.005		
8/3/2022			0.0043 (J)						

Time Series

Constituent: Arsenic (mg/L) Analysis Run 11/18/2022 2:56 AM View: Constituents View

Plant Bowen Client: Southern Company Data: Bowen AP-1

	BGWC-16
6/6/2016	
6/7/2016	<0.005
8/9/2016	
8/10/2016	
8/11/2016	<0.005
8/12/2016	
8/16/2016	
8/22/2016	
10/3/2016	
10/4/2016	
10/6/2016	
10/7/2016	<0.005
11/29/2016	
12/1/2016	
12/5/2016	
12/6/2016	<0.005
1/10/2017	
2/13/2017	
2/14/2017	
2/15/2017	
2/16/2017	<0.005
4/13/2017	
4/14/2017	
4/18/2017	0.0007 (J)
5/25/2017	
5/30/2017	0.0008 (J)
6/2/2017	
7/7/2017	
7/10/2017	
7/12/2017	
7/13/2017	
7/14/2017	0.0008 (J)
3/26/2018	
3/27/2018	0.0014 (J)
3/28/2018	
6/12/2018	0.00073 (J)
6/14/2018	
10/16/2018	
10/17/2018	
10/18/2018	<0.005
2/25/2019	<0.005
2/27/2019	
2/28/2019	
4/1/2019	
4/2/2019	0.0003 (J)
4/3/2019	
9/23/2019	
9/25/2019	
9/26/2019	0.00074 (J)
9/27/2019	
2/18/2020	
2/19/2020	

Time Series

Constituent: Arsenic (mg/L) Analysis Run 11/18/2022 2:56 AM View: Constituents View

Plant Bowen Client: Southern Company Data: Bowen AP-1

	BGWC-16
2/20/2020	0.00042 (J)
2/21/2020	
2/24/2020	
3/18/2020	
3/19/2020	<0.005
3/20/2020	
3/23/2020	
5/22/2020	
5/25/2020	
6/23/2020	
7/28/2020	
9/2/2020	
9/3/2020	
9/23/2020	
9/24/2020	<0.005
9/25/2020	
10/1/2020	
11/10/2020	
12/15/2020	
1/20/2021	
2/16/2021	
2/17/2021	
2/18/2021	<0.005
2/19/2021	
3/23/2021	
3/24/2021	0.0013 (J)
3/25/2021	
3/26/2021	
3/30/2021	
3/31/2021	
4/1/2021	
8/16/2021	
8/18/2021	<0.005
8/25/2021	
2/9/2022	
2/10/2022	
2/11/2022	<0.005
2/16/2022	
7/26/2022	
7/27/2022	<0.005
7/28/2022	
8/3/2022	

Time Series

Constituent: Arsenic (mg/L) Analysis Run 11/18/2022 2:56 AM View: Constituents View

Plant Bowen Client: Southern Company Data: Bowen AP-1

	BGWC-17	BGWC-18	BGWC-19	BGWC-20	BGWC-21	BGWC-22	BGWC-23	BGWC-24	BGWC-25
6/7/2016	<0.005								
6/8/2016		<0.005	0.00046 (J)	0.0011 (J)	0.0015	0.0012 (J)			0.0037
6/9/2016							0.0012 (J)	0.0016	
8/11/2016	<0.005								
8/12/2016		<0.005	0.0008 (J)	0.0017 (J)					
8/15/2016									0.003 (J)
8/18/2016					<0.005	0.0022 (J)	0.003 (J)	0.0054	
10/7/2016	<0.005	<0.005	<0.005						
10/10/2016				<0.005	<0.005	0.002 (J)	0.0021 (J)	0.0079	0.0026 (J)
12/6/2016	<0.005	<0.005							
12/7/2016			<0.005	<0.005			0.0023 (J)	0.0121	
12/8/2016					<0.005	<0.005			<0.005
1/23/2017									
2/7/2017									
2/16/2017	<0.005	<0.005	<0.005						
2/17/2017				<0.005	<0.005	0.0023 (J)			
2/20/2017							0.0025 (J)	0.0063	0.0029 (J)
3/27/2017									
4/17/2017									
4/19/2017	0.0012 (J)	0.0013 (J)	0.0015 (J)	0.002 (J)	0.002 (J)		0.0032 (J)	0.0051	
4/20/2017						0.0028 (J)			0.0024 (J)
5/22/2017									
5/30/2017	0.0006 (J)								
6/1/2017		0.0005 (J)	0.0008 (J)	0.0017 (J)	0.0011 (J)				0.0025 (J)
6/5/2017						0.0035 (J)	0.0043 (J)	0.0072	
7/11/2017									
7/14/2017	<0.005	<0.005	0.0006 (J)						
7/17/2017							0.0017 (J)	0.0031 (J)	0.0021 (J)
7/18/2017				0.0018 (J)	0.0015 (J)				
7/19/2017						0.0028 (J)			
8/23/2017									
3/26/2018									
3/27/2018	0.00076 (J)	0.00066 (J)	0.00082 (J)						
3/28/2018				0.0018 (J)	0.0012 (J)				0.0019 (J)
3/29/2018						0.0037 (J)	0.0028 (J)	0.0075 (J)	
6/13/2018				0.0015 (J)			0.0019 (J)	0.0045 (J)	
6/14/2018	<0.005	<0.005			0.00087 (J)	0.0027 (J)			0.0022 (J)
6/15/2018			0.00074 (J)						
10/17/2018	<0.005								
10/18/2018		<0.005							
10/19/2018			<0.005		0.00059 (J)				
10/22/2018				<0.005		0.0016 (J)	0.0015 (J)	0.0027 (J)	0.0026 (J)
2/27/2019	0.001 (J)	0.00083 (J)		0.0014 (J)					
3/1/2019			<0.005			0.0011 (J)	0.0023 (J)	0.0032 (J)	0.0022 (J)
4/2/2019	0.00024 (J)	0.00015 (J)							
4/3/2019			0.00017 (J)	0.00027 (J)	0.00038 (J)	0.0021 (J)	0.00093 (J)	0.0019 (J)	
4/4/2019									0.0016 (J)
9/26/2019	0.0008 (J)	0.00046 (J)	0.00067 (J)	0.00087 (J)					
9/27/2019						0.0013 (J)	0.00096 (J)		
9/30/2019					<0.005			0.0027 (J)	0.002 (J)
2/24/2020	<0.005	<0.005	<0.005	0.00057 (J)					
2/25/2020						0.0014 (J)	0.0012 (J)		

Time Series

Constituent: Arsenic (mg/L) Analysis Run 11/18/2022 2:56 AM View: Constituents View

Plant Bowen Client: Southern Company Data: Bowen AP-1

	BGWC-17	BGWC-18	BGWC-19	BGWC-20	BGWC-21	BGWC-22	BGWC-23	BGWC-24	BGWC-25
2/26/2020					0.00047 (J)			0.0013 (J)	0.0018 (J)
3/19/2020	<0.005								
3/20/2020		<0.005	<0.005		<0.005	0.0015 (J)			
3/23/2020				<0.005			0.0027 (J)		
3/24/2020									0.0013 (J)
3/25/2020								<0.005	
9/24/2020	<0.005	<0.005			<0.005	0.0019 (J)	0.001 (J)		
9/25/2020								0.0023 (J)	
9/28/2020			<0.005	<0.005					0.0028 (J)
2/18/2021	<0.005	<0.005	<0.005	0.0016 (J)					
2/19/2021					0.00079 (J)	0.0039 (J)	0.0049 (J)	0.0054	
2/23/2021									0.004 (J)
3/8/2021									
3/24/2021	0.0017 (J)	0.0014 (J)							
3/25/2021									
3/26/2021			<0.005				<0.005	<0.005	0.0025 (J)
3/29/2021				<0.005	<0.005	<0.005			
8/19/2021	0.0014 (J)	0.002 (J)							0.0019 (J)
8/20/2021			<0.005	<0.005	<0.005				
8/23/2021						0.0036 (J)	0.0043 (J)	0.0032 (J)	
2/11/2022	<0.005								
2/14/2022							0.0065		
2/15/2022						0.007		0.0073	
2/16/2022		<0.005	0.0022 (J)	0.0031 (J)	0.002 (J)				0.0055
7/27/2022	<0.005	<0.005	<0.005	<0.005					0.0027 (J)
7/28/2022					<0.005				
8/1/2022							0.0085		
8/2/2022						0.0033 (J)		<0.005	
10/21/2022								0.003 (JR)	

Time Series

Constituent: Arsenic (mg/L) Analysis Run 11/18/2022 2:56 AM View: Constituents View

Plant Bowen Client: Southern Company Data: Bowen AP-1

	BGWC-30
6/7/2016	
6/8/2016	
6/9/2016	
8/11/2016	
8/12/2016	
8/15/2016	
8/18/2016	
10/7/2016	
10/10/2016	
12/6/2016	
12/7/2016	
12/8/2016	
1/23/2017	<0.005
2/7/2017	<0.005
2/16/2017	
2/17/2017	
2/20/2017	
3/27/2017	0.0019 (J)
4/17/2017	0.0017 (J)
4/19/2017	
4/20/2017	
5/22/2017	0.0034 (J)
5/30/2017	
6/1/2017	
6/5/2017	0.0039 (J)
7/11/2017	0.0016 (J)
7/14/2017	
7/17/2017	
7/18/2017	
7/19/2017	
8/23/2017	0.001 (J)
3/26/2018	0.0015 (J)
3/27/2018	
3/28/2018	
3/29/2018	
6/13/2018	
6/14/2018	
6/15/2018	0.00089 (J)
10/17/2018	
10/18/2018	
10/19/2018	
10/22/2018	0.00064 (J)
2/27/2019	
3/1/2019	<0.005
4/2/2019	0.00024 (J)
4/3/2019	
4/4/2019	
9/26/2019	
9/27/2019	0.00042 (J)
9/30/2019	
2/24/2020	
2/25/2020	

Time Series

Constituent: Arsenic (mg/L) Analysis Run 11/18/2022 2:56 AM View: Constituents View

Plant Bowen Client: Southern Company Data: Bowen AP-1

	BGWC-30
2/26/2020	0.00053 (J)
3/19/2020	
3/20/2020	
3/23/2020	<0.005
3/24/2020	
3/25/2020	
9/24/2020	
9/25/2020	<0.005
9/28/2020	
2/18/2021	
2/19/2021	
2/23/2021	
3/8/2021	<0.005
3/24/2021	
3/25/2021	0.0015 (J)
3/26/2021	
3/29/2021	
8/19/2021	<0.005
8/20/2021	
8/23/2021	
2/11/2022	
2/14/2022	<0.005
2/15/2022	
2/16/2022	
7/27/2022	
7/28/2022	
8/1/2022	0.0034 (J)
8/2/2022	
10/21/2022	

Time Series

Constituent: Arsenic (mg/L) Analysis Run 11/18/2022 2:56 AM View: Constituents View

Plant Bowen Client: Southern Company Data: Bowen AP-1

	BGWC-31	BGWC-32	BGWC-34D	BGWC-35D	BGWC-36D	BGWC-37D	BGWC-38D	BGWC-39	BGWC-40
10/17/2018					0.00082 (J)				
10/18/2018	0.0034 (J)								
10/19/2018			0.013						
10/22/2018		0.00076 (J)		0.0019 (J)					
1/14/2019			0.017						
3/4/2019			0.02						
4/2/2019					0.00039 (J)				
4/4/2019	0.0036 (J)		0.015	0.0018 (J)					
4/5/2019		0.00093 (J)							
9/24/2019	0.0055		0.016						
9/26/2019		0.0018 (J)		0.0035 (J)					
9/27/2019					0.00064 (J)				
2/25/2020				0.0013 (J)		0.04			
2/26/2020	0.0037 (J)				<0.005				
2/27/2020		0.00081 (J)	0.017				0.0021 (J)	0.00055 (J)	
2/28/2020									0.00062 (J)
3/23/2020	0.0054				<0.005				
3/24/2020		0.0017 (J)	0.02			0.028	0.0054	<0.005	
3/25/2020				0.00046 (J)					0.00051 (J)
9/2/2020							0.0012 (J)		
9/25/2020		0.00093 (J)		0.0021 (J)		0.033			
9/28/2020	0.0044 (J)		0.018		<0.005				
9/29/2020								<0.005	<0.005
2/19/2021			0.015						
2/22/2021	0.0049 (J)			0.0034 (J)		0.019		0.0026 (J)	0.0024 (J)
2/23/2021		0.0032 (J)							
3/8/2021					0.00096 (J)				
3/9/2021							0.0021 (J)		
3/25/2021					0.0021 (J)				
3/26/2021				0.002 (J)		0.013			
3/29/2021	0.0038 (J)						0.0019 (J)		
3/30/2021		<0.005	0.016						<0.005
3/31/2021								<0.005	
8/19/2021							<0.005		
8/20/2021	0.0054			0.0021 (J)		0.014			
8/23/2021					0.0018 (J)				
8/24/2021			0.017					0.0028 (J)	0.0021 (J)
8/25/2021		0.0029 (J)							
2/14/2022					<0.005		0.0036 (J)		
2/15/2022									
2/16/2022	0.007	0.0041 (J)	0.02					0.0052	0.0032 (J)
2/17/2022				0.0065		0.011			
7/28/2022	0.0051		0.015	<0.005		0.013			<0.005
7/29/2022		<0.005			<0.005				
8/2/2022							0.0025 (J)	0.0055	

Time Series

Constituent: Arsenic (mg/L) Analysis Run 11/18/2022 2:56 AM View: Constituents View

Plant Bowen Client: Southern Company Data: Bowen AP-1

	BGWC-41D
10/17/2018	
10/18/2018	
10/19/2018	
10/22/2018	
1/14/2019	
3/4/2019	
4/2/2019	
4/4/2019	
4/5/2019	
9/24/2019	
9/26/2019	
9/27/2019	
2/25/2020	
2/26/2020	
2/27/2020	
2/28/2020	
3/23/2020	
3/24/2020	
3/25/2020	
9/2/2020	0.00092 (J)
9/25/2020	
9/28/2020	
9/29/2020	
2/19/2021	
2/22/2021	0.0033 (J)
2/23/2021	
3/8/2021	
3/9/2021	
3/25/2021	
3/26/2021	
3/29/2021	
3/30/2021	
3/31/2021	0.0017 (J)
8/19/2021	
8/20/2021	
8/23/2021	
8/24/2021	0.0027 (J)
8/25/2021	
2/14/2022	
2/15/2022	0.0062
2/16/2022	
2/17/2022	
7/28/2022	
7/29/2022	0.0034 (J)
8/2/2022	

Time Series

Constituent: Arsenic (mg/L) Analysis Run 11/18/2022 2:56 AM View: Constituents View

Plant Bowen Client: Southern Company Data: Bowen AP-1

	BGWC-42D	BGWC-43D	BGWC-44D	BGWC-49D	BGWC-50D	BGWC-51	BGWC-52	BGWC-7	BGWC-8
6/6/2016									
6/7/2016									0.00018 (J)
6/8/2016								0.0024	
8/10/2016									<0.005
8/11/2016								0.0024 (J)	
10/4/2016									<0.005
10/5/2016									
10/6/2016								<0.005	
12/2/2016									<0.005
12/5/2016									
12/6/2016								<0.005	
2/14/2017									<0.005
2/15/2017								0.003 (J)	
4/14/2017									0.0007 (J)
4/17/2017									
4/18/2017								0.0029 (J)	
5/26/2017									0.0008 (J)
6/2/2017								0.0031 (J)	
7/10/2017									0.0011 (J)
7/11/2017									
7/14/2017								0.0017 (J)	
3/26/2018									0.0009 (J)
3/27/2018								0.0028 (J)	
6/12/2018									0.00065 (J)
6/13/2018								0.0023 (J)	
10/16/2018									0.00064 (J)
10/17/2018									
10/18/2018								0.0015 (J)	
2/25/2019									<0.005
2/28/2019								0.0011 (J)	
4/1/2019									0.00041 (J)
4/2/2019								0.0016 (J)	
9/24/2019								0.0031 (J)	0.00047 (J)
2/19/2020									0.0011 (J)
2/20/2020									
2/21/2020								0.0018 (J)	
3/18/2020									0.00042 (J)
3/19/2020								0.0018 (J)	
9/3/2020	0.0023 (J)	0.00099 (J)	0.0033 (J)						
9/23/2020									<0.005
9/24/2020									
9/25/2020								0.0025 (J)	
1/28/2021						0.0012 (J)	0.00099 (J)		
2/16/2021									<0.005
2/17/2021									
2/18/2021			0.0078					0.0026 (J)	
2/22/2021	0.0068								
2/23/2021						0.0048 (J)	0.0028 (J)		
3/8/2021		0.0013 (J)							
3/24/2021									0.0012 (J)
3/29/2021		0.001 (J)							
3/30/2021						0.0065 (J)	0.001 (J)	0.0017 (J)	

Time Series

Constituent: Arsenic (mg/L) Analysis Run 11/18/2022 2:56 AM View: Constituents View

Plant Bowen Client: Southern Company Data: Bowen AP-1

	BGWC-42D	BGWC-43D	BGWC-44D	BGWC-49D	BGWC-50D	BGWC-51	BGWC-52	BGWC-7	BGWC-8
3/31/2021			0.0043 (J)						
4/1/2021	0.002 (J)								
4/19/2021				0.0023 (J)	0.0032 (J)				
8/18/2021			0.0019 (J)		0.0018 (J)				0.0014 (J)
8/19/2021								0.0045 (J)	
8/20/2021	0.0064								
8/23/2021		0.0022 (J)				0.0033 (J)	0.002 (J)		
8/24/2021				0.003 (J)					
2/9/2022			0.0062		0.0023 (J)				
2/10/2022									<0.005
2/11/2022								0.0022 (J)	
2/14/2022						<0.005	<0.005		
2/15/2022		0.0048 (J)							
2/17/2022	0.009			0.0057					
7/26/2022			0.0041 (J)		0.0035 (J)				<0.005
7/28/2022	0.0033 (J)						<0.005	0.0024 (J)	
8/1/2022		0.0045 (J)		0.0076		<0.005			

Time Series

Constituent: Arsenic (mg/L) Analysis Run 11/18/2022 2:56 AM View: Constituents View

Plant Bowen Client: Southern Company Data: Bowen AP-1

	BGWC-9
6/6/2016	0.0022
6/7/2016	
6/8/2016	
8/10/2016	
8/11/2016	0.0028 (J)
10/4/2016	
10/5/2016	0.002 (J)
10/6/2016	
12/2/2016	
12/5/2016	<0.005
12/6/2016	
2/14/2017	
2/15/2017	0.0033 (J)
4/14/2017	
4/17/2017	0.0028 (J)
4/18/2017	
5/26/2017	0.0035 (J)
6/2/2017	
7/10/2017	
7/11/2017	0.0033 (J)
7/14/2017	
3/26/2018	
3/27/2018	0.0021 (J)
6/12/2018	0.0015 (J)
6/13/2018	
10/16/2018	
10/17/2018	0.0035 (J)
10/18/2018	
2/25/2019	
2/28/2019	
4/1/2019	0.0026 (J)
4/2/2019	
9/24/2019	0.0033 (J)
2/19/2020	
2/20/2020	0.0019 (J)
2/21/2020	
3/18/2020	
3/19/2020	0.0014 (J)
9/3/2020	
9/23/2020	
9/24/2020	0.0021 (J)
9/25/2020	
1/28/2021	
2/16/2021	
2/17/2021	0.0019 (J)
2/18/2021	
2/22/2021	
2/23/2021	
3/8/2021	
3/24/2021	0.0025 (J)
3/29/2021	
3/30/2021	

Time Series

Constituent: Arsenic (mg/L) Analysis Run 11/18/2022 2:56 AM View: Constituents View

Plant Bowen Client: Southern Company Data: Bowen AP-1

	BGWC-9
3/31/2021	
4/1/2021	
4/19/2021	
8/18/2021	0.0025 (J)
8/19/2021	
8/20/2021	
8/23/2021	
8/24/2021	
2/9/2022	
2/10/2022	0.0018 (J)
2/11/2022	
2/14/2022	
2/15/2022	
2/17/2022	
7/26/2022	<0.005
7/28/2022	
8/1/2022	

Time Series

Constituent: Barium (mg/L) Analysis Run 11/18/2022 2:56 AM View: Constituents View

Plant Bowen Client: Southern Company Data: Bowen AP-1

	BGWA-2 (bg)	BGWA-29 (bg)	BGWA-33 (bg)	BGWA-47D (bg)	BGWA-48D (bg)	BGWA-6	BGWC-10	BGWC-12	BGWC-14A
6/6/2016	0.2					0.015			
6/7/2016							0.091	0.027	
8/9/2016	0.188								
8/10/2016						0.0142			
8/11/2016									
8/12/2016								0.026	
8/16/2016							0.0667		
8/22/2016		0.0094 (J)							
10/3/2016	0.191								
10/4/2016		0.0188				0.0137			
10/6/2016								0.0308	
10/7/2016							0.0631		
11/29/2016	0.201								
12/1/2016		0.0334				0.0144			
12/5/2016								0.0258	
12/6/2016							0.0659		
1/10/2017		0.0306							
2/13/2017	0.218								
2/14/2017		0.0247				0.0114			
2/15/2017								0.029	
2/16/2017							0.0621		
4/13/2017	0.19					0.0115			
4/14/2017		0.0231							
4/18/2017							0.0545	0.0294	
5/25/2017	0.193	0.0235				0.0122			
5/30/2017									
6/2/2017							0.0555	0.0354	
7/7/2017	0.148					0.012			
7/10/2017		0.0207							
7/12/2017							0.0572		
7/13/2017								0.0329	
7/14/2017									
3/26/2018	0.17	0.016							
3/27/2018							0.051		
3/28/2018								0.034	
6/12/2018	0.18	0.018							
6/14/2018							0.053	0.032	
10/16/2018	0.17	0.016				0.011			
10/17/2018								0.033	
10/18/2018							0.053		
2/25/2019	0.16								
2/27/2019		0.013							
2/28/2019							0.053	0.033	
4/1/2019	0.16	0.014						0.023	
4/2/2019						0.011	0.045		
4/3/2019			0.025						
9/23/2019	0.21	0.016				0.012			
9/25/2019							0.047	0.035	
9/26/2019									
9/27/2019			0.035						
2/18/2020	0.15					0.012			
2/19/2020		0.013							

Time Series

Constituent: Barium (mg/L) Analysis Run 11/18/2022 2:56 AM View: Constituents View

Plant Bowen Client: Southern Company Data: Bowen AP-1

	BGWA-2 (bg)	BGWA-29 (bg)	BGWA-33 (bg)	BGWA-47D (bg)	BGWA-48D (bg)	BGWA-6	BGWC-10	BGWC-12	BGWC-14A
2/20/2020							0.049		
2/21/2020			0.03						
2/24/2020								0.033	
3/18/2020	0.14	0.013							
3/19/2020						0.013		0.034	
3/20/2020			0.033						
3/23/2020							0.042		
5/22/2020				0.046					0.036
5/25/2020					0.12				
6/23/2020				0.065	0.067				0.029
7/28/2020				0.081	0.098				0.049
9/2/2020				0.058					0.04
9/3/2020					0.067				
9/23/2020	0.14	0.014				0.01			
9/24/2020							0.041		
9/25/2020			0.028					0.038	
10/1/2020				0.058	0.073				0.039
11/10/2020				0.057	0.071				0.037
12/15/2020				0.059	0.073				0.042
1/20/2021				0.058	0.071				0.042
2/16/2021	0.15	0.013							
2/17/2021				0.06	0.064				
2/18/2021						0.012	0.039		0.036
2/19/2021			0.03					0.043	
3/23/2021		0.013							
3/24/2021								0.039	0.032
3/25/2021				0.057	0.091				
3/26/2021	0.14								
3/30/2021							0.041		
3/31/2021						0.052			
4/1/2021			0.035						
8/16/2021	0.13	0.017		0.06	0.074	0.044			
8/18/2021							0.036	0.042	0.04
8/25/2021			0.029						
2/9/2022	0.12			0.057	0.054	0.043			0.022
2/10/2022		0.011							
2/11/2022							0.044	0.043	
2/16/2022			0.031						
7/26/2022	0.12	0.013		0.056	0.025	0.016			0.038
7/27/2022								0.045	
7/28/2022							0.042		
8/3/2022			0.061						

Time Series

Constituent: Barium (mg/L) Analysis Run 11/18/2022 2:56 AM View: Constituents View

Plant Bowen Client: Southern Company Data: Bowen AP-1

	BGWC-16
6/6/2016	
6/7/2016	0.027
8/9/2016	
8/10/2016	
8/11/2016	0.0292
8/12/2016	
8/16/2016	
8/22/2016	
10/3/2016	
10/4/2016	
10/6/2016	
10/7/2016	0.0295
11/29/2016	
12/1/2016	
12/5/2016	
12/6/2016	0.0367
1/10/2017	
2/13/2017	
2/14/2017	
2/15/2017	
2/16/2017	0.0315
4/13/2017	
4/14/2017	
4/18/2017	0.0272
5/25/2017	
5/30/2017	0.0316
6/2/2017	
7/7/2017	
7/10/2017	
7/12/2017	
7/13/2017	
7/14/2017	0.029
3/26/2018	
3/27/2018	0.027
3/28/2018	
6/12/2018	0.029
6/14/2018	
10/16/2018	
10/17/2018	
10/18/2018	0.026
2/25/2019	0.028
2/27/2019	
2/28/2019	
4/1/2019	
4/2/2019	0.025
4/3/2019	
9/23/2019	
9/25/2019	
9/26/2019	0.031
9/27/2019	
2/18/2020	
2/19/2020	

Time Series

Constituent: Barium (mg/L) Analysis Run 11/18/2022 2:56 AM View: Constituents View

Plant Bowen Client: Southern Company Data: Bowen AP-1

	BGWC-16
2/20/2020	0.026
2/21/2020	
2/24/2020	
3/18/2020	
3/19/2020	0.027
3/20/2020	
3/23/2020	
5/22/2020	
5/25/2020	
6/23/2020	
7/28/2020	
9/2/2020	
9/3/2020	
9/23/2020	
9/24/2020	0.028
9/25/2020	
10/1/2020	
11/10/2020	
12/15/2020	
1/20/2021	
2/16/2021	
2/17/2021	
2/18/2021	0.028
2/19/2021	
3/23/2021	
3/24/2021	0.028
3/25/2021	
3/26/2021	
3/30/2021	
3/31/2021	
4/1/2021	
8/16/2021	
8/18/2021	0.027
8/25/2021	
2/9/2022	
2/10/2022	
2/11/2022	0.03
2/16/2022	
7/26/2022	
7/27/2022	0.033
7/28/2022	
8/3/2022	

Time Series

Constituent: Barium (mg/L) Analysis Run 11/18/2022 2:56 AM View: Constituents View

Plant Bowen Client: Southern Company Data: Bowen AP-1

	BGWC-17	BGWC-18	BGWC-19	BGWC-20	BGWC-21	BGWC-22	BGWC-23	BGWC-24	BGWC-25
6/7/2016	0.017								
6/8/2016		0.039	0.036	0.036	0.054	0.092			0.038
6/9/2016							0.11	0.14	
8/11/2016	0.0152								
8/12/2016		0.031	0.0412	0.0283					
8/15/2016									0.0321
8/18/2016					0.0479	0.0953	0.0893	0.113	
10/7/2016	0.0225	0.0427	0.0427						
10/10/2016				0.0288	0.0433	0.0954	0.0839	0.0888	0.0283
12/6/2016	0.0171	0.0398							
12/7/2016			0.0338	0.0279			0.0912	0.0289	
12/8/2016					0.0474	0.0991			0.0294
1/23/2017									
2/7/2017									
2/16/2017	0.0187	0.0309	0.0407						
2/17/2017				0.0316	0.0483	0.0927			
2/20/2017							0.0813	0.0999	0.0275
3/27/2017									
4/17/2017									
4/19/2017	0.0183	0.0325	0.042	0.0367	0.0486		0.087	0.114	
4/20/2017						0.086			0.0279
5/22/2017									
5/30/2017	0.0179								
6/1/2017		0.0331	0.0341	0.0361	0.0468				0.0313
6/5/2017						0.0875	0.084	0.135	
7/11/2017									
7/14/2017	0.0191	0.0349	0.0405						
7/17/2017							0.0809	0.134	0.0251
7/18/2017				0.0346	0.0494				
7/19/2017						0.0877			
8/23/2017									
3/26/2018									
3/27/2018	0.015	0.027	0.029						
3/28/2018				0.03	0.043				0.018
3/29/2018						0.088	0.085	0.08	
6/13/2018				0.031			0.091	0.1	
6/14/2018	0.016	0.032			0.042	0.093			0.019
6/15/2018			0.032						
10/17/2018	0.015								
10/18/2018		0.033							
10/19/2018			0.037		0.038				
10/22/2018				0.03		0.088	0.087	0.1	0.018
2/27/2019	0.014	0.027		0.032					
3/1/2019			0.028			0.087	0.097	0.12	0.021
4/2/2019	0.015	0.028							
4/3/2019			0.033	0.029	0.033	0.082	0.087	0.095	
4/4/2019									0.016
9/26/2019	0.023	0.042	0.049	0.032					
9/27/2019						0.095	0.11		
9/30/2019					0.036			0.098	0.016
2/24/2020	0.014	0.028	0.024	0.033					
2/25/2020						0.062	0.12		

Time Series

Constituent: Barium (mg/L) Analysis Run 11/18/2022 2:56 AM View: Constituents View

Plant Bowen Client: Southern Company Data: Bowen AP-1

	BGWC-17	BGWC-18	BGWC-19	BGWC-20	BGWC-21	BGWC-22	BGWC-23	BGWC-24	BGWC-25
2/26/2020					0.024			0.1	0.015
3/19/2020	0.017								
3/20/2020		0.031	0.034		0.03	0.075			
3/23/2020				0.032			0.11		
3/24/2020									0.015
3/25/2020								0.096	
9/24/2020	0.022	0.031			0.031	0.093	0.12		
9/25/2020								0.088	
9/28/2020			0.03	0.032					0.016
2/18/2021	0.017	0.034	0.026	0.039					
2/19/2021					0.03	0.086	0.12	0.081	
2/23/2021									0.019
3/8/2021									
3/24/2021	0.018	0.031							
3/25/2021									
3/26/2021			0.028				0.12	0.075	0.018
3/29/2021				0.033	0.025	0.079			
8/19/2021	0.015	0.029							0.019
8/20/2021			0.035	0.034	0.024				
8/23/2021						0.073	0.11	0.077	
2/11/2022	0.015								
2/14/2022							0.11		
2/15/2022						0.074		0.077	
2/16/2022		0.032	0.036	0.035	0.028				0.019
7/27/2022	0.015	0.029	0.039	0.032					0.016
7/28/2022					0.025				
8/1/2022							0.099		
8/2/2022						0.074		0.022	
10/21/2022								0.057 (R)	

Time Series

Constituent: Barium (mg/L) Analysis Run 11/18/2022 2:56 AM View: Constituents View

Plant Bowen Client: Southern Company Data: Bowen AP-1

	BGWC-30
6/7/2016	
6/8/2016	
6/9/2016	
8/11/2016	
8/12/2016	
8/15/2016	
8/18/2016	
10/7/2016	
10/10/2016	
12/6/2016	
12/7/2016	
12/8/2016	
1/23/2017	0.237
2/7/2017	0.191
2/16/2017	
2/17/2017	
2/20/2017	
3/27/2017	0.197
4/17/2017	0.192
4/19/2017	
4/20/2017	
5/22/2017	0.197
5/30/2017	
6/1/2017	
6/5/2017	0.201
7/11/2017	0.179
7/14/2017	
7/17/2017	
7/18/2017	
7/19/2017	
8/23/2017	0.15
3/26/2018	0.1
3/27/2018	
3/28/2018	
3/29/2018	
6/13/2018	
6/14/2018	
6/15/2018	0.087
10/17/2018	
10/18/2018	
10/19/2018	
10/22/2018	0.1
2/27/2019	
3/1/2019	0.078
4/2/2019	0.075
4/3/2019	
4/4/2019	
9/26/2019	
9/27/2019	0.08
9/30/2019	
2/24/2020	
2/25/2020	

Time Series

Constituent: Barium (mg/L) Analysis Run 11/18/2022 2:56 AM View: Constituents View

Plant Bowen Client: Southern Company Data: Bowen AP-1

	BGWC-30
2/26/2020	0.062
3/19/2020	
3/20/2020	
3/23/2020	0.075
3/24/2020	
3/25/2020	
9/24/2020	
9/25/2020	0.07
9/28/2020	
2/18/2021	
2/19/2021	
2/23/2021	
3/8/2021	0.074
3/24/2021	
3/25/2021	0.06
3/26/2021	
3/29/2021	
8/19/2021	0.094
8/20/2021	
8/23/2021	
2/11/2022	
2/14/2022	0.072
2/15/2022	
2/16/2022	
7/27/2022	
7/28/2022	
8/1/2022	0.061
8/2/2022	
10/21/2022	

Time Series

Constituent: Barium (mg/L) Analysis Run 11/18/2022 2:56 AM View: Constituents View

Plant Bowen Client: Southern Company Data: Bowen AP-1

	BGWC-31	BGWC-32	BGWC-34D	BGWC-35D	BGWC-36D	BGWC-37D	BGWC-38D	BGWC-39	BGWC-40
10/17/2018					0.11				
10/18/2018	0.055								
10/19/2018			0.038						
10/22/2018		0.096		0.065					
4/2/2019					0.074				
4/4/2019	0.032		0.031	0.071					
4/5/2019		0.085							
9/24/2019	0.038		0.036						
9/26/2019		0.12		0.085					
9/27/2019					0.084				
2/25/2020				0.099		0.12			
2/26/2020	0.033				0.064				
2/27/2020		0.092	0.036				0.24	0.06	
2/28/2020									0.045
3/23/2020	0.038				0.062				
3/24/2020		0.094	0.043			0.1	0.17	0.04	
3/25/2020				0.12					0.048
9/2/2020							0.19		
9/25/2020		0.14		0.11		0.1			
9/28/2020	0.038		0.042		0.067				
9/29/2020								0.096	0.047
2/19/2021			0.053						
2/22/2021	0.041			0.091		0.09		0.054	0.061
2/23/2021		0.13							
3/8/2021					0.073				
3/9/2021							0.096		
3/25/2021					0.073				
3/26/2021				0.07		0.089			
3/29/2021	0.039						0.082		
3/30/2021		0.13	0.048						0.06
3/31/2021								0.06	
8/19/2021							0.14		
8/20/2021	0.041			0.069		0.09			
8/23/2021					0.066				
8/24/2021			0.048					0.065	0.053
8/25/2021		0.099							
2/14/2022					0.064		0.15		
2/15/2022									
2/16/2022	0.042	0.096	0.052					0.067	0.055
2/17/2022				0.071		0.087			
7/28/2022	0.039		0.051	0.06		0.094			0.047
7/29/2022		0.09			0.062				
8/2/2022							0.12	0.07	

Time Series

Constituent: Barium (mg/L) Analysis Run 11/18/2022 2:56 AM View: Constituents View

Plant Bowen Client: Southern Company Data: Bowen AP-1

	BGWC-41D
10/17/2018	
10/18/2018	
10/19/2018	
10/22/2018	
4/2/2019	
4/4/2019	
4/5/2019	
9/24/2019	
9/26/2019	
9/27/2019	
2/25/2020	
2/26/2020	
2/27/2020	
2/28/2020	
3/23/2020	
3/24/2020	
3/25/2020	
9/2/2020	0.046
9/25/2020	
9/28/2020	
9/29/2020	
2/19/2021	
2/22/2021	0.053
2/23/2021	
3/8/2021	
3/9/2021	
3/25/2021	
3/26/2021	
3/29/2021	
3/30/2021	
3/31/2021	0.058
8/19/2021	
8/20/2021	
8/23/2021	
8/24/2021	0.06
8/25/2021	
2/14/2022	
2/15/2022	0.063
2/16/2022	
2/17/2022	
7/28/2022	
7/29/2022	0.06
8/2/2022	

Time Series

Constituent: Barium (mg/L) Analysis Run 11/18/2022 2:56 AM View: Constituents View

Plant Bowen Client: Southern Company Data: Bowen AP-1

	BGWC-42D	BGWC-43D	BGWC-44D	BGWC-49D	BGWC-50D	BGWC-51	BGWC-52	BGWC-7	BGWC-8
6/6/2016									
6/7/2016									0.0051
6/8/2016								0.048	
8/10/2016									0.0264
8/11/2016								0.0428	
10/4/2016									0.0316
10/5/2016									
10/6/2016								0.0404	
12/2/2016									0.026
12/5/2016									
12/6/2016								0.0385	
2/14/2017									0.0299
2/15/2017								0.039	
4/14/2017									0.0275
4/17/2017									
4/18/2017								0.0392	
5/26/2017									0.0328
6/2/2017								0.0407	
7/10/2017									0.0305
7/11/2017									
7/14/2017								0.0394	
3/26/2018									0.029
3/27/2018								0.039	
6/12/2018									0.031
6/13/2018								0.038	
10/16/2018									0.034
10/17/2018									
10/18/2018								0.037	
2/25/2019									0.03
2/28/2019								0.041	
4/1/2019									0.025
4/2/2019								0.031	
9/24/2019								0.035	0.03
2/19/2020									0.032
2/20/2020									
2/21/2020								0.03	
3/18/2020									0.028
3/19/2020								0.031	
9/3/2020	0.087	0.083	0.02						
9/23/2020									0.029
9/24/2020									
9/25/2020								0.03	
1/28/2021						0.061	0.076		
2/16/2021									0.028
2/17/2021									
2/18/2021			0.026					0.031	
2/22/2021	0.13								
2/23/2021						0.054	0.095		
3/8/2021		0.068							
3/24/2021									0.027
3/29/2021		0.065							
3/30/2021						0.051	0.084	0.035	

Time Series

Constituent: Barium (mg/L) Analysis Run 11/18/2022 2:56 AM View: Constituents View

Plant Bowen Client: Southern Company Data: Bowen AP-1

	BGWC-42D	BGWC-43D	BGWC-44D	BGWC-49D	BGWC-50D	BGWC-51	BGWC-52	BGWC-7	BGWC-8
3/31/2021			0.025						
4/1/2021	0.058								
4/19/2021				0.077	0.033				
8/18/2021			0.021		0.028				0.029
8/19/2021								0.028	
8/20/2021	0.12								
8/23/2021		0.07				0.044	0.063		
8/24/2021				0.094					
2/9/2022			0.023		0.049				
2/10/2022									0.027
2/11/2022								0.029	
2/14/2022						0.011	0.029		
2/15/2022		0.076							
2/17/2022	0.12			0.077					
7/26/2022			0.022		0.051				0.029
7/28/2022	0.084						0.021	0.028	
8/1/2022		0.066		0.062		0.0081			

Time Series

Constituent: Barium (mg/L) Analysis Run 11/18/2022 2:56 AM View: Constituents View

Plant Bowen Client: Southern Company Data: Bowen AP-1

	BGWC-9
6/6/2016	0.034
6/7/2016	
6/8/2016	
8/10/2016	
8/11/2016	0.0305
10/4/2016	
10/5/2016	0.0289
10/6/2016	
12/2/2016	
12/5/2016	0.0269
12/6/2016	
2/14/2017	
2/15/2017	0.0299
4/14/2017	
4/17/2017	0.0318
4/18/2017	
5/26/2017	0.0341
6/2/2017	
7/10/2017	
7/11/2017	0.0355
7/14/2017	
3/26/2018	
3/27/2018	0.026
6/12/2018	0.024
6/13/2018	
10/16/2018	
10/17/2018	0.037
10/18/2018	
2/25/2019	
2/28/2019	
4/1/2019	0.027
4/2/2019	
9/24/2019	0.035
2/19/2020	
2/20/2020	0.025
2/21/2020	
3/18/2020	
3/19/2020	0.028
9/3/2020	
9/23/2020	
9/24/2020	0.031
9/25/2020	
1/28/2021	
2/16/2021	
2/17/2021	0.03
2/18/2021	
2/22/2021	
2/23/2021	
3/8/2021	
3/24/2021	0.026
3/29/2021	
3/30/2021	

Time Series

Constituent: Barium (mg/L) Analysis Run 11/18/2022 2:56 AM View: Constituents View

Plant Bowen Client: Southern Company Data: Bowen AP-1

	BGWC-9
3/31/2021	
4/1/2021	
4/19/2021	
8/18/2021	0.025
8/19/2021	
8/20/2021	
8/23/2021	
8/24/2021	
2/9/2022	
2/10/2022	0.026
2/11/2022	
2/14/2022	
2/15/2022	
2/17/2022	
7/26/2022	0.029
7/28/2022	
8/1/2022	

Time Series

Constituent: Beryllium (mg/L) Analysis Run 11/18/2022 2:56 AM View: Constituents View

Plant Bowen Client: Southern Company Data: Bowen AP-1

	BGWA-2 (bg)	BGWA-29 (bg)	BGWA-33 (bg)	BGWA-47D (bg)	BGWA-48D (bg)	BGWA-6	BGWC-10	BGWC-12	BGWC-14A
6/6/2016	<0.0005					<0.0005			
6/7/2016							<0.0005	<0.0005	
8/9/2016	<0.0005								
8/10/2016						<0.0005			
8/11/2016									
8/12/2016								<0.0005	
8/16/2016							<0.0005		
8/22/2016		<0.0005							
10/3/2016	<0.0005								
10/4/2016		<0.0005				<0.0005			
10/6/2016								<0.0005	
10/7/2016							<0.0005		
11/29/2016	<0.0005								
12/1/2016		<0.0005				<0.0005			
12/5/2016								<0.0005	
12/6/2016							<0.0005		
1/10/2017		<0.0005							
2/13/2017	<0.0005								
2/14/2017		<0.0005				<0.0005			
2/15/2017								<0.0005	
2/16/2017							<0.0005		
4/13/2017	<0.0005					<0.0005			
4/14/2017		<0.0005							
4/18/2017							<0.0005	<0.0005	
5/25/2017	<0.0005	<0.0005				<0.0005			
5/30/2017									
6/2/2017							<0.0005	<0.0005	
7/7/2017	<0.0005					<0.0005			
7/10/2017		<0.0005							
7/12/2017							<0.0005		
7/13/2017								<0.0005	
7/14/2017									
3/26/2018	<0.0005	<0.0005							
3/27/2018							<0.0005		
3/28/2018								<0.0005	
2/25/2019	<0.0005								
2/27/2019		<0.0005							
2/28/2019							<0.0005	7.6E-05 (J)	
4/1/2019	<0.0005	<0.0005						<0.0005	
4/2/2019						<0.0005	<0.0005		
4/3/2019			<0.0005						
9/23/2019	<0.0005	<0.0005				<0.0005			
9/25/2019							<0.0005	<0.0005	
9/26/2019									
9/27/2019			<0.0005						
2/18/2020	<0.0005					<0.0005			
2/19/2020		<0.0005							
2/20/2020							<0.0005		
2/21/2020			<0.0005						
2/24/2020								<0.0005	
3/18/2020	<0.0005	<0.0005							
3/19/2020						<0.0005		<0.0005	

Time Series

Constituent: Beryllium (mg/L) Analysis Run 11/18/2022 2:56 AM View: Constituents View

Plant Bowen Client: Southern Company Data: Bowen AP-1

	BGWA-2 (bg)	BGWA-29 (bg)	BGWA-33 (bg)	BGWA-47D (bg)	BGWA-48D (bg)	BGWA-6	BGWC-10	BGWC-12	BGWC-14A
3/20/2020			<0.0005						
3/23/2020							<0.0005		
5/22/2020				<0.0005					<0.0005
5/25/2020					<0.0005				
6/23/2020				<0.0005	<0.0005				<0.0005
7/28/2020				<0.0005	<0.0005				<0.0005
9/2/2020				<0.0005					<0.0005
9/3/2020					<0.0005				
9/23/2020	<0.0005	<0.0005				<0.0005			
9/24/2020							<0.0005		
9/25/2020			<0.0005					<0.0005	
10/1/2020				<0.0005	5.7E-05 (J)				<0.0005
11/10/2020				<0.0005	<0.0005				<0.0005
12/15/2020				<0.0005	<0.0005				<0.0005
1/20/2021				<0.0005	<0.0005				<0.0005
2/16/2021	<0.0005	<0.0005							
2/17/2021				<0.0005	<0.0005				
2/18/2021						<0.0005	<0.0005		<0.0005
2/19/2021			<0.0005					4.6E-05 (J)	
3/23/2021		<0.0005							
3/24/2021								<0.0005	<0.0005
3/25/2021				<0.0005	<0.0005				
3/26/2021	<0.0005								
3/30/2021							<0.0005		
3/31/2021						<0.0005			
4/1/2021			<0.0005						
8/16/2021	<0.0005	<0.0005		<0.0005	<0.0005	<0.0005			
8/18/2021							<0.0005	<0.0005	<0.0005
8/25/2021			<0.0005						
2/9/2022	<0.0005			<0.0005	<0.0005	<0.0005			<0.0005
2/10/2022		<0.0005							
2/11/2022							<0.0005	<0.0005	
2/16/2022			<0.0005						
7/26/2022	<0.0005	<0.0005		<0.0005	<0.0005	<0.0005			<0.0005
7/27/2022								<0.0005	
7/28/2022							<0.0005		
8/3/2022			<0.0005						

Time Series

Constituent: Beryllium (mg/L) Analysis Run 11/18/2022 2:56 AM View: Constituents View

Plant Bowen Client: Southern Company Data: Bowen AP-1

	BGWC-16
6/6/2016	
6/7/2016	<0.0005
8/9/2016	
8/10/2016	
8/11/2016	<0.0005
8/12/2016	
8/16/2016	
8/22/2016	
10/3/2016	
10/4/2016	
10/6/2016	
10/7/2016	<0.0005
11/29/2016	
12/1/2016	
12/5/2016	
12/6/2016	<0.0005
1/10/2017	
2/13/2017	
2/14/2017	
2/15/2017	
2/16/2017	<0.0005
4/13/2017	
4/14/2017	
4/18/2017	<0.0005
5/25/2017	
5/30/2017	<0.0005
6/2/2017	
7/7/2017	
7/10/2017	
7/12/2017	
7/13/2017	
7/14/2017	<0.0005
3/26/2018	
3/27/2018	<0.0005
3/28/2018	
2/25/2019	8.7E-05 (J)
2/27/2019	
2/28/2019	
4/1/2019	
4/2/2019	6.3E-05 (J)
4/3/2019	
9/23/2019	
9/25/2019	
9/26/2019	8E-05 (J)
9/27/2019	
2/18/2020	
2/19/2020	
2/20/2020	0.00012 (J)
2/21/2020	
2/24/2020	
3/18/2020	
3/19/2020	0.00012 (J)

Time Series

Constituent: Beryllium (mg/L) Analysis Run 11/18/2022 2:56 AM View: Constituents View

Plant Bowen Client: Southern Company Data: Bowen AP-1

	BGWC-16
3/20/2020	
3/23/2020	
5/22/2020	
5/25/2020	
6/23/2020	
7/28/2020	
9/2/2020	
9/3/2020	
9/23/2020	
9/24/2020	0.00011 (J)
9/25/2020	
10/1/2020	
11/10/2020	
12/15/2020	
1/20/2021	
2/16/2021	
2/17/2021	
2/18/2021	0.00013 (J)
2/19/2021	
3/23/2021	
3/24/2021	0.00014 (J)
3/25/2021	
3/26/2021	
3/30/2021	
3/31/2021	
4/1/2021	
8/16/2021	
8/18/2021	0.00013 (J)
8/25/2021	
2/9/2022	
2/10/2022	
2/11/2022	0.00013 (J)
2/16/2022	
7/26/2022	
7/27/2022	0.00017 (J)
7/28/2022	
8/3/2022	

Time Series

Constituent: Beryllium (mg/L) Analysis Run 11/18/2022 2:56 AM View: Constituents View

Plant Bowen Client: Southern Company Data: Bowen AP-1

	BGWC-17	BGWC-18	BGWC-19	BGWC-20	BGWC-21	BGWC-22	BGWC-23	BGWC-24	BGWC-25
6/7/2016	<0.0005								
6/8/2016		<0.0005	<0.0005	<0.0005	<0.0005	<0.0005			<0.0005
6/9/2016							<0.0005	<0.0005	
8/11/2016	<0.0005								
8/12/2016		<0.0005	<0.0005	<0.0005					
8/15/2016									<0.0005
8/18/2016					<0.0005	<0.0005	<0.0005	<0.0005	
10/7/2016	<0.0005	<0.0005	<0.0005						
10/10/2016				<0.0005	<0.0005	<0.0005	<0.0005	<0.0005	<0.0005
12/6/2016	<0.0005	<0.0005							
12/7/2016			<0.0005	<0.0005			<0.0005	<0.0005	
12/8/2016					<0.0005	<0.0005			<0.0005
1/23/2017									
2/7/2017									
2/16/2017	<0.0005	<0.0005	<0.0005						
2/17/2017				<0.0005	<0.0005	<0.0005			
2/20/2017							<0.0005	<0.0005	<0.0005
3/27/2017									
4/17/2017									
4/19/2017	<0.0005	<0.0005	8E-05 (J)	<0.0005	<0.0005		<0.0005	<0.0005	
4/20/2017						<0.0005			<0.0005
5/22/2017									
5/30/2017	<0.0005								
6/1/2017		9E-05 (J)	7E-05 (J)	<0.0005	<0.0005				<0.0005
6/5/2017						<0.0005	<0.0005	<0.0005	
7/11/2017									
7/14/2017	<0.0005	<0.0005	<0.0005						
7/17/2017							<0.0005	<0.0005	<0.0005
7/18/2017				<0.0005	<0.0005				
7/19/2017						<0.0005			
8/23/2017									
3/26/2018									
3/27/2018	<0.0005	<0.0005	<0.0005						
3/28/2018				<0.0005	<0.0005				<0.0005
3/29/2018						<0.0005	<0.0005	<0.0005	
2/27/2019	<0.0005	0.00011 (J)		<0.0005					
3/1/2019			<0.0005			0.00012 (J)	<0.0005	<0.0005	<0.0005
4/2/2019	<0.0005	5.2E-05 (J)							
4/3/2019			<0.0005	<0.0005	<0.0005	6.7E-05 (J)	<0.0005	<0.0005	
4/4/2019									<0.0005
9/26/2019	<0.0005	<0.0005	<0.0005	<0.0005					
9/27/2019						9.9E-05 (J)	<0.0005		
9/30/2019					<0.0005			9.3E-05 (J)	<0.0005
2/24/2020	<0.0005	<0.0005	<0.0005	<0.0005					
2/25/2020						9.3E-05 (J)	<0.0005		
2/26/2020					<0.0005			0.0001 (J)	<0.0005
3/19/2020	<0.0005								
3/20/2020		7.6E-05 (J)	<0.0005		<0.0005	8.8E-05 (J)			
3/23/2020				<0.0005			<0.0005		
3/24/2020									<0.0005
3/25/2020								0.0001 (J)	
9/24/2020	5.4E-05 (J)	<0.0005			<0.0005	0.00012 (J)	5.4E-05 (J)		

Time Series

Constituent: Beryllium (mg/L) Analysis Run 11/18/2022 2:56 AM View: Constituents View

Plant Bowen Client: Southern Company Data: Bowen AP-1

	BGWC-17	BGWC-18	BGWC-19	BGWC-20	BGWC-21	BGWC-22	BGWC-23	BGWC-24	BGWC-25
9/25/2020								0.00013 (J)	
9/28/2020			8.8E-05 (J)	<0.0005					<0.0005
2/18/2021	6.5E-05 (J)	6.8E-05 (J)	5.2E-05 (J)	<0.0005					
2/19/2021					<0.0005	0.00013 (J)	<0.0005	0.00018 (J)	
2/23/2021									<0.0005
3/8/2021									
3/24/2021	<0.0005	6.1E-05 (J)							
3/25/2021									
3/26/2021			5.5E-05 (J)				<0.0005	<0.0005	<0.0005
3/29/2021				<0.0005	<0.0005	0.00011 (J)			
8/19/2021	6.1E-05 (J)	<0.0005							<0.0005
8/20/2021			8.7E-05 (J)	<0.0005	<0.0005				
8/23/2021						0.00011 (J)	<0.0005	0.00017 (J)	
2/11/2022	<0.0005								
2/14/2022							<0.0005		
2/15/2022						0.00012 (J)		0.00027 (J)	
2/16/2022		6.3E-05 (J)	0.0001 (J)	<0.0005	<0.0005				<0.0005
7/27/2022	5.8E-05 (J)	<0.0005	6.1E-05 (J)	<0.0005					<0.0005
7/28/2022					<0.0005				
8/1/2022							<0.0005		
8/2/2022						0.00012 (J)		<0.0005	
10/21/2022								0.00022 (JR)	

Time Series

Constituent: Beryllium (mg/L) Analysis Run 11/18/2022 2:56 AM View: Constituents View

Plant Bowen Client: Southern Company Data: Bowen AP-1

	BGWC-30
6/7/2016	
6/8/2016	
6/9/2016	
8/11/2016	
8/12/2016	
8/15/2016	
8/18/2016	
10/7/2016	
10/10/2016	
12/6/2016	
12/7/2016	
12/8/2016	
1/23/2017	<0.0005
2/7/2017	<0.0005
2/16/2017	
2/17/2017	
2/20/2017	
3/27/2017	<0.0005
4/17/2017	<0.0005
4/19/2017	
4/20/2017	
5/22/2017	<0.0005
5/30/2017	
6/1/2017	
6/5/2017	<0.0005
7/11/2017	<0.0005
7/14/2017	
7/17/2017	
7/18/2017	
7/19/2017	
8/23/2017	<0.0005
3/26/2018	<0.0005
3/27/2018	
3/28/2018	
3/29/2018	
2/27/2019	
3/1/2019	<0.0005
4/2/2019	<0.0005
4/3/2019	
4/4/2019	
9/26/2019	
9/27/2019	<0.0005
9/30/2019	
2/24/2020	
2/25/2020	
2/26/2020	<0.0005
3/19/2020	
3/20/2020	
3/23/2020	<0.0005
3/24/2020	
3/25/2020	
9/24/2020	

Time Series

Constituent: Beryllium (mg/L) Analysis Run 11/18/2022 2:56 AM View: Constituents View

Plant Bowen Client: Southern Company Data: Bowen AP-1

	BGWC-30
9/25/2020	<0.0005
9/28/2020	
2/18/2021	
2/19/2021	
2/23/2021	
3/8/2021	<0.0005
3/24/2021	
3/25/2021	<0.0005
3/26/2021	
3/29/2021	
8/19/2021	<0.0005
8/20/2021	
8/23/2021	
2/11/2022	
2/14/2022	<0.0005
2/15/2022	
2/16/2022	
7/27/2022	
7/28/2022	
8/1/2022	<0.0005
8/2/2022	
10/21/2022	

Time Series

Constituent: Beryllium (mg/L) Analysis Run 11/18/2022 2:56 AM View: Constituents View

Plant Bowen Client: Southern Company Data: Bowen AP-1

	BGWC-31	BGWC-32	BGWC-34D	BGWC-35D	BGWC-36D	BGWC-37D	BGWC-38D	BGWC-39	BGWC-40
4/2/2019					7E-05 (J)				
4/4/2019	<0.0005		<0.0005	<0.0005					
4/5/2019		<0.0005							
9/24/2019	<0.0005		<0.0005						
9/26/2019		<0.0005		<0.0005					
9/27/2019					<0.0005				
2/25/2020				<0.0005		<0.0005			
2/26/2020	<0.0005				<0.0005				
2/27/2020		<0.0005	<0.0005				8.8E-05 (J)	<0.0005	
2/28/2020									<0.0005
3/23/2020	<0.0005				<0.0005				
3/24/2020		<0.0005	<0.0005			<0.0005	<0.0005	7.9E-05 (J)	
3/25/2020				<0.0005					<0.0005
9/2/2020							6E-05 (J)		
9/25/2020		<0.0005		<0.0005		<0.0005			
9/28/2020	<0.0005		<0.0005		<0.0005				
9/29/2020								<0.0005	<0.0005
2/19/2021			<0.0005						
2/22/2021	<0.0005			<0.0005		<0.0005		<0.0005	<0.0005
2/23/2021		<0.0005							
3/8/2021					<0.0005				
3/9/2021							<0.0005		
3/25/2021					<0.0005				
3/26/2021				<0.0005		<0.0005			
3/29/2021	<0.0005						<0.0005		
3/30/2021		<0.0005	<0.0005						<0.0005
3/31/2021								<0.0005	
8/19/2021							5.9E-05 (J)		
8/20/2021	<0.0005			<0.0005		<0.0005			
8/23/2021					<0.0005				
8/24/2021			<0.0005					<0.0005	<0.0005
8/25/2021		<0.0005							
2/14/2022					<0.0005		<0.0005		
2/15/2022									
2/16/2022	<0.0005	<0.0005	<0.0005					<0.0005	<0.0005
2/17/2022				<0.0005		<0.0005			
7/28/2022	<0.0005		<0.0005	<0.0005		<0.0005			<0.0005
7/29/2022		<0.0005			<0.0005				
8/2/2022							5.4E-05 (J)	<0.0005	

Time Series

Constituent: Beryllium (mg/L) Analysis Run 11/18/2022 2:56 AM View: Constituents View

Plant Bowen Client: Southern Company Data: Bowen AP-1

	BGWC-41D
4/2/2019	
4/4/2019	
4/5/2019	
9/24/2019	
9/26/2019	
9/27/2019	
2/25/2020	
2/26/2020	
2/27/2020	
2/28/2020	
3/23/2020	
3/24/2020	
3/25/2020	
9/2/2020	<0.0005
9/25/2020	
9/28/2020	
9/29/2020	
2/19/2021	
2/22/2021	<0.0005
2/23/2021	
3/8/2021	
3/9/2021	
3/25/2021	
3/26/2021	
3/29/2021	
3/30/2021	
3/31/2021	<0.0005
8/19/2021	
8/20/2021	
8/23/2021	
8/24/2021	<0.0005
8/25/2021	
2/14/2022	
2/15/2022	<0.0005
2/16/2022	
2/17/2022	
7/28/2022	
7/29/2022	<0.0005
8/2/2022	

Time Series

Constituent: Beryllium (mg/L) Analysis Run 11/18/2022 2:56 AM View: Constituents View

Plant Bowen Client: Southern Company Data: Bowen AP-1

	BGWC-42D	BGWC-43D	BGWC-44D	BGWC-49D	BGWC-50D	BGWC-51	BGWC-52	BGWC-7	BGWC-8
6/6/2016									
6/7/2016									<0.0005
6/8/2016								<0.0005	
8/10/2016									<0.0005
8/11/2016								<0.0005	
10/4/2016									<0.0005
10/5/2016									
10/6/2016								<0.0005	
12/2/2016									<0.0005
12/5/2016									
12/6/2016								<0.0005	
2/14/2017									<0.0005
2/15/2017								<0.0005	
4/14/2017									<0.0005
4/17/2017									
4/18/2017								<0.0005	
5/26/2017									<0.0005
6/2/2017								<0.0005	
7/10/2017									<0.0005
7/11/2017									
7/14/2017								<0.0005	
3/26/2018									<0.0005
3/27/2018								<0.0005	
2/25/2019									<0.0005
2/28/2019								<0.0005	
4/1/2019									<0.0005
4/2/2019								<0.0005	
9/24/2019								<0.0005	<0.0005
2/19/2020									<0.0005
2/20/2020									
2/21/2020								<0.0005	
3/18/2020									<0.0005
3/19/2020								<0.0005	
9/3/2020	<0.0005	<0.0005	<0.0005						
9/23/2020									<0.0005
9/24/2020									
9/25/2020								<0.0005	
1/28/2021						8.3E-05 (J)	<0.0005		
2/16/2021									<0.0005
2/17/2021									
2/18/2021			<0.0005					<0.0005	
2/22/2021	<0.0005								
2/23/2021						0.00011 (J)	<0.0005		
3/8/2021		<0.0005							
3/24/2021									<0.0005
3/29/2021		<0.0005							
3/30/2021						0.00021 (J)	5.2E-05 (J)	<0.0005	
3/31/2021			<0.0005						
4/1/2021	<0.0005								
4/19/2021				<0.0005	<0.0005				
8/18/2021			<0.0005		<0.0005				<0.0005
8/19/2021								<0.0005	

Time Series

Constituent: Beryllium (mg/L) Analysis Run 11/18/2022 2:56 AM View: Constituents View

Plant Bowen Client: Southern Company Data: Bowen AP-1

	BGWC-42D	BGWC-43D	BGWC-44D	BGWC-49D	BGWC-50D	BGWC-51	BGWC-52	BGWC-7	BGWC-8
8/20/2021	<0.0005								
8/23/2021		<0.0005				0.00013 (J)	<0.0005		
8/24/2021				<0.0005					
2/9/2022			<0.0005		<0.0005				
2/10/2022									<0.0005
2/11/2022								<0.0005	
2/14/2022						7E-05 (J)	<0.0005		
2/15/2022		<0.0005							
2/17/2022	<0.0005			<0.0005					
7/26/2022			<0.0005		<0.0005				<0.0005
7/28/2022	<0.0005						<0.0005	<0.0005	
8/1/2022		<0.0005		<0.0005		<0.0005			

Time Series

Constituent: Beryllium (mg/L) Analysis Run 11/18/2022 2:56 AM View: Constituents View

Plant Bowen Client: Southern Company Data: Bowen AP-1

	BGWC-9
6/6/2016	<0.0005
6/7/2016	
6/8/2016	
8/10/2016	
8/11/2016	<0.0005
10/4/2016	
10/5/2016	<0.0005
10/6/2016	
12/2/2016	
12/5/2016	<0.0005
12/6/2016	
2/14/2017	
2/15/2017	<0.0005
4/14/2017	
4/17/2017	<0.0005
4/18/2017	
5/26/2017	<0.0005
6/2/2017	
7/10/2017	
7/11/2017	<0.0005
7/14/2017	
3/26/2018	
3/27/2018	<0.0005
2/25/2019	
2/28/2019	
4/1/2019	<0.0005
4/2/2019	
9/24/2019	<0.0005
2/19/2020	
2/20/2020	<0.0005
2/21/2020	
3/18/2020	
3/19/2020	<0.0005
9/3/2020	
9/23/2020	
9/24/2020	<0.0005
9/25/2020	
1/28/2021	
2/16/2021	
2/17/2021	<0.0005
2/18/2021	
2/22/2021	
2/23/2021	
3/8/2021	
3/24/2021	<0.0005
3/29/2021	
3/30/2021	
3/31/2021	
4/1/2021	
4/19/2021	
8/18/2021	<0.0005
8/19/2021	

Time Series

Constituent: Beryllium (mg/L) Analysis Run 11/18/2022 2:56 AM View: Constituents View

Plant Bowen Client: Southern Company Data: Bowen AP-1

	BGWC-9
8/20/2021	
8/23/2021	
8/24/2021	
2/9/2022	
2/10/2022	<0.0005
2/11/2022	
2/14/2022	
2/15/2022	
2/17/2022	
7/26/2022	<0.0005
7/28/2022	
8/1/2022	

Time Series

Constituent: Boron (mg/L) Analysis Run 11/18/2022 2:56 AM View: Constituents View

Plant Bowen Client: Southern Company Data: Bowen AP-1

	BGWA-2 (bg)	BGWA-29 (bg)	BGWA-33 (bg)	BGWA-47D (bg)	BGWA-48D (bg)	BGWA-6	BGWC-10	BGWC-12	BGWC-14A
6/6/2016	<0.04					<0.04			
6/7/2016							0.37	1.1	
8/9/2016	0.0336 (J)								
8/10/2016						0.0876 (J)			
8/11/2016									
8/12/2016								0.867	
8/16/2016							0.525		
8/22/2016		0.0132 (J)							
10/3/2016	0.0226 (J)								
10/4/2016		0.0065 (J)				0.0145 (J)			
10/6/2016								0.863	
10/7/2016							0.492		
11/29/2016	0.0085 (J)								
12/1/2016		<0.04				0.0146 (J)			
12/5/2016								0.879	
12/6/2016							0.515		
1/10/2017		<0.04							
2/13/2017	<0.04								
2/14/2017		<0.04				0.0114 (J)			
2/15/2017								0.886	
2/16/2017							0.482		
4/13/2017	0.0084 (J)					0.0195 (J)			
4/14/2017		<0.04							
4/18/2017							0.515	0.941	
5/25/2017	0.01 (J)	<0.04				0.0179 (J)			
5/30/2017									
6/2/2017							0.513	1.02	
7/7/2017	0.009 (J)					0.019 (J)			
7/10/2017		<0.04							
7/12/2017							0.508		
7/13/2017								0.945	
7/14/2017									
10/9/2017	0.0063 (J)					0.0271 (J)			
10/10/2017		<0.04						0.908	
10/11/2017							0.486		
6/12/2018	0.0058 (J)	0.0056 (J)							
6/14/2018							0.54	1	
10/16/2018	0.0066 (J)	0.0071 (J)				0.0088 (J)			
10/17/2018								1	
10/18/2018							0.49		
4/1/2019	0.0076 (J)	0.0048 (J)						0.86 (J)	
4/2/2019						0.037 (J)	0.51 (J)		
4/3/2019			0.66 (o)						
5/2/2019	0.015 (J)								
7/9/2019			0.027 (J)						
9/23/2019	0.0069 (J)	0.0052 (J)				0.0099 (J)			
9/25/2019							0.49	1.1	
9/26/2019									
9/27/2019			0.033 (J)						
2/18/2020						0.017 (J)			
2/19/2020		0.0057 (J)							
2/21/2020			0.02 (J)						

Time Series

Constituent: Boron (mg/L) Analysis Run 11/18/2022 2:56 AM View: Constituents View

Plant Bowen Client: Southern Company Data: Bowen AP-1

	BGWA-2 (bg)	BGWA-29 (bg)	BGWA-33 (bg)	BGWA-47D (bg)	BGWA-48D (bg)	BGWA-6	BGWC-10	BGWC-12	BGWC-14A
3/18/2020	0.016 (J)	0.0054 (J)							
3/19/2020						0.021 (J)		1	
3/20/2020			0.043 (J)						
3/23/2020							0.5		
5/22/2020				0.024 (J)					0.54
5/25/2020					0.018 (J)				
6/23/2020				0.019 (J)	0.015 (J)				0.45
7/28/2020				0.03 (J)	0.024 (J)				0.97
9/2/2020				0.022 (J)					1.1
9/3/2020					0.022 (J)				
9/23/2020	0.0086 (J)	<0.04				0.0081 (J)			
9/24/2020							0.47		
9/25/2020			0.02 (J)					1	
10/1/2020				0.025 (J)	0.027 (J)				1.2
11/10/2020				0.025 (J)	0.032 (J)				1.1
12/15/2020				0.031 (J)	0.034 (J)				1.2
1/20/2021				0.022 (J)	0.034 (J)				1.1
3/23/2021		<0.04							
3/24/2021								1.2	0.6
3/25/2021				0.017 (J)	0.026 (J)				
3/26/2021	0.0094 (J)								
3/30/2021							0.56		
3/31/2021						0.013 (J)			
4/1/2021			0.0069 (J)						
8/16/2021	0.013 (J)	<0.04		0.021 (J)	0.034 (J)	0.012 (J)			
8/18/2021							0.51	1.2	1.3
8/25/2021			0.0093 (J)						
2/9/2022	0.0099 (J)			0.017 (J)	0.038 (J)	0.019 (J)			0.57
2/10/2022		0.012 (J)							
2/11/2022							0.5	1.2	
2/16/2022			0.01 (J)						
7/26/2022	0.014 (J)	0.013 (J)		0.022 (J)	0.017 (J)	0.017 (J)			1.3
7/27/2022								1.2	
7/28/2022							0.52		
8/3/2022			0.015 (J)						

Time Series

Constituent: Boron (mg/L) Analysis Run 11/18/2022 2:56 AM View: Constituents View

Plant Bowen Client: Southern Company Data: Bowen AP-1

	BGWC-16
6/6/2016	
6/7/2016	1.7
8/9/2016	
8/10/2016	
8/11/2016	1.37
8/12/2016	
8/16/2016	
8/22/2016	
10/3/2016	
10/4/2016	
10/6/2016	
10/7/2016	1.49
11/29/2016	
12/1/2016	
12/5/2016	
12/6/2016	1.65
1/10/2017	
2/13/2017	
2/14/2017	
2/15/2017	
2/16/2017	1.73
4/13/2017	
4/14/2017	
4/18/2017	1.77
5/25/2017	
5/30/2017	1.52
6/2/2017	
7/7/2017	
7/10/2017	
7/12/2017	
7/13/2017	
7/14/2017	1.26
10/9/2017	
10/10/2017	
10/11/2017	1.36
6/12/2018	1.3
6/14/2018	
10/16/2018	
10/17/2018	
10/18/2018	1.3
4/1/2019	
4/2/2019	1.1
4/3/2019	
5/2/2019	
7/9/2019	
9/23/2019	
9/25/2019	
9/26/2019	1.5
9/27/2019	
2/18/2020	
2/19/2020	
2/21/2020	

Time Series

Constituent: Boron (mg/L) Analysis Run 11/18/2022 2:56 AM View: Constituents View

Plant Bowen Client: Southern Company Data: Bowen AP-1

	BGWC-16
3/18/2020	
3/19/2020	1.3
3/20/2020	
3/23/2020	
5/22/2020	
5/25/2020	
6/23/2020	
7/28/2020	
9/2/2020	
9/3/2020	
9/23/2020	
9/24/2020	1.3
9/25/2020	
10/1/2020	
11/10/2020	
12/15/2020	
1/20/2021	
3/23/2021	
3/24/2021	1.3
3/25/2021	
3/26/2021	
3/30/2021	
3/31/2021	
4/1/2021	
8/16/2021	
8/18/2021	1.5
8/25/2021	
2/9/2022	
2/10/2022	
2/11/2022	1.5
2/16/2022	
7/26/2022	
7/27/2022	1.7
7/28/2022	
8/3/2022	

Time Series

Constituent: Boron (mg/L) Analysis Run 11/18/2022 2:56 AM View: Constituents View
Plant Bowen Client: Southern Company Data: Bowen AP-1

	BGWC-17	BGWC-18	BGWC-19	BGWC-20	BGWC-21	BGWC-22	BGWC-23	BGWC-24	BGWC-25
6/7/2016	1.5								
6/8/2016		1.2	0.49	2.6	0.12	7.6			0.029 (J)
6/9/2016							12	26	
8/11/2016	1.41								
8/12/2016		0.895	0.647	2.74					
8/15/2016									0.0228 (J)
8/18/2016					0.191	8.37	5.2	22	
10/7/2016	1.76	1.33	0.868						
10/10/2016				3	0.13	9.46	6.13	18.1	0.0305 (J)
12/6/2016	1.79	1.5							
12/7/2016			0.51	3.08			5.7	9.19	
12/8/2016					0.144	11.1			0.0164 (J)
1/23/2017									
2/7/2017									
2/16/2017	1.63	0.753	0.68						
2/17/2017				3.63	0.0685	12.2			
2/20/2017							5.7	31.4	0.0154 (J)
3/27/2017									
4/17/2017									
4/19/2017	1.47	0.762	0.701	4.68	0.0743		8.79	31.4	
4/20/2017						13.3			0.0283 (J)
5/22/2017									
5/30/2017	1.7								
6/1/2017		0.663	0.383	3.57	0.0499				0.0467
6/5/2017						9.19	6.39	29	
7/11/2017									
7/14/2017	1.26	0.787	0.645						
7/17/2017							7.06	33.8	0.0171 (J)
7/18/2017				3.37	0.0544				
7/19/2017						10.6			
8/23/2017									
10/10/2017									
10/11/2017	1.37	0.889	0.594	3.54			7.18	31.7	0.0141 (J)
10/12/2017					0.0494	12.7			
6/13/2018				3.6			8.3	30.1	
6/14/2018	1.4	0.75			0.035 (J)	11			0.017 (J)
6/15/2018			0.44						
10/17/2018	1.4								
10/18/2018		0.8							
10/19/2018			0.65		0.028 (J)				
10/22/2018				3.6		16.1	9	44.7	0.03 (J)
4/2/2019	0.95 (J)	0.56 (J)							
4/3/2019			0.51	2.6	0.12	7.9	6.5	23.3	
4/4/2019									0.02 (J)
5/2/2019						10.1			
9/26/2019	2.5	1.1	0.96	4.4					
9/27/2019						16.4	12		
9/30/2019					0.04 (J)			36.8	0.038 (J)
2/25/2020						11.2			
2/26/2020									
3/19/2020	1								
3/20/2020		0.53	0.29		0.03 (J)	11.1			

Time Series

Constituent: Boron (mg/L) Analysis Run 11/18/2022 2:56 AM View: Constituents View

Plant Bowen Client: Southern Company Data: Bowen AP-1

	BGWC-17	BGWC-18	BGWC-19	BGWC-20	BGWC-21	BGWC-22	BGWC-23	BGWC-24	BGWC-25
3/23/2020				3.5			13		
3/24/2020									0.032 (J)
3/25/2020								34.5	
9/24/2020	1.5	0.72			0.037 (J)	18.8	13.7		
9/25/2020								30.8	
9/28/2020			0.4	3.7					0.049 (J)
3/24/2021	1.1	0.5							
3/25/2021									
3/26/2021			0.24				15.8	31	0.17
3/29/2021				4.1	0.038 (J)	17.3			
7/19/2021						17.8	14	24	
7/20/2021									
8/19/2021	1.3	0.57							0.038 (J)
8/20/2021			0.29	3.3	0.045				
8/23/2021						17.2	14.4	22.8	
11/1/2021						18.3	17	25.8	
2/11/2022	1.2								
2/14/2022							18.1		
2/15/2022						19.3		28.5	
2/16/2022		0.56	0.35	4.2	0.053				0.048
7/27/2022	1.2	0.53	0.43	3.8					0.051
7/28/2022					0.035 (J)				
8/1/2022							14.8		
8/2/2022						21.5		0.52	
10/21/2022								19.7 (R)	

Time Series

Constituent: Boron (mg/L) Analysis Run 11/18/2022 2:56 AM View: Constituents View

Plant Bowen Client: Southern Company Data: Bowen AP-1

	BGWC-30
6/7/2016	
6/8/2016	
6/9/2016	
8/11/2016	
8/12/2016	
8/15/2016	
8/18/2016	
10/7/2016	
10/10/2016	
12/6/2016	
12/7/2016	
12/8/2016	
1/23/2017	18.6
2/7/2017	20.4
2/16/2017	
2/17/2017	
2/20/2017	
3/27/2017	19.1
4/17/2017	21.8
4/19/2017	
4/20/2017	
5/22/2017	26
5/30/2017	
6/1/2017	
6/5/2017	18.6
7/11/2017	25
7/14/2017	
7/17/2017	
7/18/2017	
7/19/2017	
8/23/2017	20.2
10/10/2017	17
10/11/2017	
10/12/2017	
6/13/2018	
6/14/2018	
6/15/2018	8.5
10/17/2018	
10/18/2018	
10/19/2018	
10/22/2018	9.5
4/2/2019	6.1 (J)
4/3/2019	
4/4/2019	
5/2/2019	
9/26/2019	
9/27/2019	2.4
9/30/2019	
2/25/2020	
2/26/2020	1.5
3/19/2020	
3/20/2020	

Time Series

Constituent: Boron (mg/L) Analysis Run 11/18/2022 2:56 AM View: Constituents View

Plant Bowen Client: Southern Company Data: Bowen AP-1

	BGWC-30
3/23/2020	2.4
3/24/2020	
3/25/2020	
9/24/2020	
9/25/2020	2.1
9/28/2020	
3/24/2021	
3/25/2021	1.1
3/26/2021	
3/29/2021	
7/19/2021	
7/20/2021	1.4
8/19/2021	2.6
8/20/2021	
8/23/2021	
11/1/2021	3.2
2/11/2022	
2/14/2022	3.5
2/15/2022	
2/16/2022	
7/27/2022	
7/28/2022	
8/1/2022	2.7
8/2/2022	
10/21/2022	

Time Series

Constituent: Boron (mg/L) Analysis Run 11/18/2022 2:56 AM View: Constituents View

Plant Bowen Client: Southern Company Data: Bowen AP-1

	BGWC-31	BGWC-32	BGWC-34D	BGWC-35D	BGWC-36D	BGWC-37D	BGWC-38D	BGWC-39	BGWC-40
10/17/2018					9.7				
10/18/2018	1.1								
10/19/2018			0.19						
10/22/2018		4		8.8					
4/2/2019					6.7 (J)				
4/4/2019	0.59 (J)		0.15	8.3					
4/5/2019		4.6 (J)							
5/3/2019		3.4							
9/24/2019	0.72		0.26						
9/26/2019		6.1		10					
9/27/2019					6.8				
11/15/2019		6.3							
12/13/2019								13.4	
12/16/2019									2.5
2/25/2020				6.5		2.3			
2/26/2020					2.8				
2/27/2020							11		
3/23/2020	0.68				3.4				
3/24/2020		3	0.22			2	12.3	3.2	
3/25/2020				4.1					1.9
5/4/2020									
9/2/2020							7.8		
9/25/2020		5.5		3.2		1.6			
9/28/2020	0.66		0.28		4.8				
9/29/2020								11.1	2.7
3/25/2021					5.9				
3/26/2021				11.2		1.5			
3/29/2021	0.7						6.8		
3/30/2021		5.2	0.27						3.6
3/31/2021								6.7	
8/19/2021							5.5		
8/20/2021	0.72			8.8		1.4			
8/23/2021					5.3				
8/24/2021			0.36					9	3.4
8/25/2021		4							
11/1/2021							6.5		
2/14/2022					5.7		7.9		
2/15/2022									
2/16/2022	0.73	4.2	0.38					9	3.9
2/17/2022				12.2		1.3			
7/28/2022	0.69		0.4	11		1.3			2.9
7/29/2022		3.8			4.6				
8/2/2022							7.1	10.5	

Time Series

Constituent: Boron (mg/L) Analysis Run 11/18/2022 2:56 AM View: Constituents View

Plant Bowen Client: Southern Company Data: Bowen AP-1

	BGWC-41D
10/17/2018	
10/18/2018	
10/19/2018	
10/22/2018	
4/2/2019	
4/4/2019	
4/5/2019	
5/3/2019	
9/24/2019	
9/26/2019	
9/27/2019	
11/15/2019	
12/13/2019	
12/16/2019	
2/25/2020	
2/26/2020	
2/27/2020	
3/23/2020	
3/24/2020	
3/25/2020	
5/4/2020	1.1
9/2/2020	0.91
9/25/2020	
9/28/2020	
9/29/2020	
3/25/2021	
3/26/2021	
3/29/2021	
3/30/2021	
3/31/2021	1.1
8/19/2021	
8/20/2021	
8/23/2021	
8/24/2021	1.1
8/25/2021	
11/1/2021	
2/14/2022	
2/15/2022	1.2
2/16/2022	
2/17/2022	
7/28/2022	
7/29/2022	1.3
8/2/2022	

Time Series

Constituent: Boron (mg/L) Analysis Run 11/18/2022 2:56 AM View: Constituents View

Plant Bowen Client: Southern Company Data: Bowen AP-1

	BGWC-42D	BGWC-43D	BGWC-44D	BGWC-49D	BGWC-50D	BGWC-51	BGWC-52	BGWC-7	BGWC-8
6/6/2016									
6/7/2016									0.02
6/8/2016								1.7	
8/10/2016									0.117
8/11/2016								1.95	
10/4/2016									0.177
10/5/2016									
10/6/2016								2.06	
12/2/2016									0.0668
12/5/2016									
12/6/2016								2.05	
2/14/2017									0.122
2/15/2017								2.01	
4/14/2017									0.054
4/17/2017									
4/18/2017								2.58	
5/26/2017									0.0817
6/2/2017								2.22	
7/10/2017									0.0534
7/11/2017									
7/14/2017								1.85	
10/10/2017									0.0515
10/11/2017								1.72	
6/12/2018									0.074
6/13/2018								1.8	
10/16/2018									0.16
10/17/2018									
10/18/2018								1.9	
4/1/2019									0.046 (J)
4/2/2019								1.4	
9/24/2019								1.6	0.06
3/18/2020									0.058
3/19/2020								1.4	
5/4/2020		14.1	0.12						
5/11/2020	2.4								
5/20/2020	2.2	15.9							
9/3/2020	1.6	14.6	0.083 (J)						
9/23/2020									0.054 (J)
9/24/2020									
9/25/2020								1.3	
1/28/2021						24.9	9.7		
3/24/2021									0.04 (J)
3/29/2021		12.8							
3/30/2021						23.3	9.7	1.4	
3/31/2021			0.038 (J)						
4/1/2021	1.9								
4/19/2021				7.8	0.16				
7/20/2021		12.2							
8/18/2021			0.048		0.041				0.093
8/19/2021								1.3	
8/20/2021	1.9								
8/23/2021		13.3				21.1	7.7		

Time Series

Constituent: Boron (mg/L) Analysis Run 11/18/2022 2:56 AM View: Constituents View

Plant Bowen Client: Southern Company Data: Bowen AP-1

	BGWC-42D	BGWC-43D	BGWC-44D	BGWC-49D	BGWC-50D	BGWC-51	BGWC-52	BGWC-7	BGWC-8
8/24/2021				8					
2/9/2022			0.033 (J)		0.034 (J)				
2/10/2022									0.051
2/11/2022								1.2	
2/14/2022						4.5	1.2		
2/15/2022		14.4							
2/17/2022	1.9			7.5					
7/26/2022			0.036 (J)		0.035 (J)				0.052
7/28/2022	1.9						0.87	1.1	
8/1/2022		14.4		7.5		2.9			

Time Series

Constituent: Boron (mg/L) Analysis Run 11/18/2022 2:56 AM View: Constituents View

Plant Bowen Client: Southern Company Data: Bowen AP-1

	BGWC-9
6/6/2016	0.55
6/7/2016	
6/8/2016	
8/10/2016	
8/11/2016	0.612
10/4/2016	
10/5/2016	0.659
10/6/2016	
12/2/2016	
12/5/2016	0.71
12/6/2016	
2/14/2017	
2/15/2017	0.707
4/14/2017	
4/17/2017	0.675
4/18/2017	
5/26/2017	0.711
6/2/2017	
7/10/2017	
7/11/2017	0.633
7/14/2017	
10/10/2017	0.619
10/11/2017	
6/12/2018	0.56
6/13/2018	
10/16/2018	
10/17/2018	0.61
10/18/2018	
4/1/2019	0.5
4/2/2019	
9/24/2019	0.51
3/18/2020	
3/19/2020	0.41
5/4/2020	
5/11/2020	
5/20/2020	
9/3/2020	
9/23/2020	
9/24/2020	0.44
9/25/2020	
1/28/2021	
3/24/2021	0.45
3/29/2021	
3/30/2021	
3/31/2021	
4/1/2021	
4/19/2021	
7/20/2021	
8/18/2021	0.47
8/19/2021	
8/20/2021	
8/23/2021	

Time Series

Constituent: Boron (mg/L) Analysis Run 11/18/2022 2:56 AM View: Constituents View

Plant Bowen Client: Southern Company Data: Bowen AP-1

	BGWC-9
8/24/2021	
2/9/2022	
2/10/2022	0.46
2/11/2022	
2/14/2022	
2/15/2022	
2/17/2022	
7/26/2022	0.47
7/28/2022	
8/1/2022	

Time Series

Constituent: Cadmium (mg/L) Analysis Run 11/18/2022 2:56 AM View: Constituents View

Plant Bowen Client: Southern Company Data: Bowen AP-1

	BGWA-2 (bg)	BGWA-29 (bg)	BGWA-33 (bg)	BGWA-47D (bg)	BGWA-48D (bg)	BGWA-6	BGWC-10	BGWC-12	BGWC-14A
6/6/2016	<0.0005					<0.0005			
6/7/2016							<0.0005	<0.0005	
8/9/2016	<0.0005								
8/10/2016						<0.0005			
8/11/2016									
8/12/2016								<0.0005	
8/16/2016							<0.0005		
8/22/2016		<0.0005							
10/3/2016	<0.0005								
10/4/2016		<0.0005				<0.0005			
10/6/2016								<0.0005	
10/7/2016							<0.0005		
11/29/2016	<0.0005								
12/1/2016		<0.0005				<0.0005			
12/5/2016								<0.0005	
12/6/2016							<0.0005		
1/10/2017		9E-05 (J)							
2/13/2017	<0.0005								
2/14/2017		<0.0005				<0.0005			
2/15/2017								<0.0005	
2/16/2017							<0.0005		
4/13/2017	<0.0005					<0.0005			
4/14/2017		<0.0005							
4/18/2017							<0.0005	<0.0005	
5/25/2017	<0.0005	<0.0005				<0.0005			
5/30/2017									
6/2/2017							<0.0005	<0.0005	
7/7/2017	<0.0005					<0.0005			
7/10/2017		<0.0005							
7/12/2017							<0.0005		
7/13/2017								<0.0005	
7/14/2017									
3/26/2018	<0.0005	<0.0005							
3/27/2018							<0.0005		
3/28/2018								<0.0005	
6/12/2018	<0.0005	<0.0005							
6/14/2018							<0.0005	<0.0005	
10/16/2018	<0.0005	<0.0005				<0.0005			
10/17/2018								<0.0005	
10/18/2018							<0.0005		
2/25/2019	<0.0005								
2/27/2019		<0.0005							
2/28/2019							<0.0005	<0.0005	
4/1/2019	<0.0005	<0.0005						<0.0005	
4/2/2019						<0.0005	<0.0005		
4/3/2019			<0.0005						
9/23/2019	<0.0005	<0.0005				<0.0005			
9/25/2019							<0.0005	<0.0005	
9/26/2019									
9/27/2019			<0.0005						
2/18/2020	<0.0005					<0.0005			
2/19/2020		<0.0005							

Time Series

Constituent: Cadmium (mg/L) Analysis Run 11/18/2022 2:56 AM View: Constituents View

Plant Bowen Client: Southern Company Data: Bowen AP-1

	BGWA-2 (bg)	BGWA-29 (bg)	BGWA-33 (bg)	BGWA-47D (bg)	BGWA-48D (bg)	BGWA-6	BGWC-10	BGWC-12	BGWC-14A
2/20/2020							<0.0005		
2/21/2020			<0.0005						
2/24/2020								<0.0005	
3/18/2020	<0.0005	<0.0005							
3/19/2020						<0.0005		<0.0005	
3/20/2020			<0.0005						
3/23/2020							<0.0005		
5/22/2020				<0.0005					<0.0005
5/25/2020					<0.0005				
6/23/2020				<0.0005	<0.0005				<0.0005
7/28/2020				<0.0005	<0.0005				<0.0005
9/2/2020				<0.0005					0.00014 (J)
9/3/2020					<0.0005				
9/23/2020	<0.0005	<0.0005				<0.0005			
9/24/2020							<0.0005		
9/25/2020			<0.0005					<0.0005	
10/1/2020				<0.0005	<0.0005				0.00019 (J)
11/10/2020				<0.0005	<0.0005				0.00019 (J)
12/15/2020				<0.0005	<0.0005				0.00017
1/20/2021				<0.0005	<0.0005				<0.0005
2/16/2021	<0.0005	<0.0005							
2/17/2021				<0.0005	<0.0005				
2/18/2021						<0.0005	<0.0005		<0.0005
2/19/2021			<0.0005					<0.0005	
3/23/2021		<0.0005							
3/24/2021								<0.0005	0.00016 (J)
3/25/2021				<0.0005	<0.0005				
3/26/2021	0.00018 (J)								
3/30/2021							<0.0005		
3/31/2021						<0.0005			
4/1/2021			<0.0005						
8/16/2021	<0.0005	<0.0005		<0.0005	<0.0005	<0.0005			
8/18/2021							<0.0005	<0.0005	0.00021 (J)
8/25/2021			<0.0005						
2/9/2022	<0.0005			<0.0005	<0.0005	<0.0005			0.00021 (J)
2/10/2022		<0.0005							
2/11/2022							<0.0005	<0.0005	
2/16/2022			<0.0005						
7/26/2022	<0.0005	<0.0005		<0.0005	<0.0005	<0.0005			0.0004 (J)
7/27/2022								<0.0005	
7/28/2022							<0.0005		
8/3/2022			<0.0005						

Time Series

Constituent: Cadmium (mg/L) Analysis Run 11/18/2022 2:56 AM View: Constituents View

Plant Bowen Client: Southern Company Data: Bowen AP-1

	BGWC-16
6/6/2016	
6/7/2016	0.0011 (J)
8/9/2016	
8/10/2016	
8/11/2016	0.0011
8/12/2016	
8/16/2016	
8/22/2016	
10/3/2016	
10/4/2016	
10/6/2016	
10/7/2016	0.0012
11/29/2016	
12/1/2016	
12/5/2016	
12/6/2016	0.0012
1/10/2017	
2/13/2017	
2/14/2017	
2/15/2017	
2/16/2017	0.0015
4/13/2017	
4/14/2017	
4/18/2017	0.0012
5/25/2017	
5/30/2017	0.0011
6/2/2017	
7/7/2017	
7/10/2017	
7/12/2017	
7/13/2017	
7/14/2017	0.0012
3/26/2018	
3/27/2018	0.0013
3/28/2018	
6/12/2018	0.0011
6/14/2018	
10/16/2018	
10/17/2018	
10/18/2018	0.0012
2/25/2019	0.0016
2/27/2019	
2/28/2019	
4/1/2019	
4/2/2019	0.0014
4/3/2019	
9/23/2019	
9/25/2019	
9/26/2019	0.0017 (J)
9/27/2019	
2/18/2020	
2/19/2020	

Time Series

Constituent: Cadmium (mg/L) Analysis Run 11/18/2022 2:56 AM View: Constituents View

Plant Bowen Client: Southern Company Data: Bowen AP-1

	BGWC-16
2/20/2020	0.0019 (J)
2/21/2020	
2/24/2020	
3/18/2020	
3/19/2020	0.0017 (J)
3/20/2020	
3/23/2020	
5/22/2020	
5/25/2020	
6/23/2020	
7/28/2020	
9/2/2020	
9/3/2020	
9/23/2020	
9/24/2020	0.0018 (J)
9/25/2020	
10/1/2020	
11/10/2020	
12/15/2020	
1/20/2021	
2/16/2021	
2/17/2021	
2/18/2021	0.0018
2/19/2021	
3/23/2021	
3/24/2021	0.0018
3/25/2021	
3/26/2021	
3/30/2021	
3/31/2021	
4/1/2021	
8/16/2021	
8/18/2021	0.0018
8/25/2021	
2/9/2022	
2/10/2022	
2/11/2022	0.0019
2/16/2022	
7/26/2022	
7/27/2022	0.0024
7/28/2022	
8/3/2022	

Time Series

Constituent: Cadmium (mg/L) Analysis Run 11/18/2022 2:56 AM View: Constituents View

Plant Bowen Client: Southern Company Data: Bowen AP-1

	BGWC-17	BGWC-18	BGWC-19	BGWC-20	BGWC-21	BGWC-22	BGWC-23	BGWC-24	BGWC-25
6/7/2016	<0.0005								
6/8/2016		0.00063 (J)	<0.0005	<0.0005	<0.0005	<0.0005			<0.0005
6/9/2016							<0.0005	0.00052 (J)	
8/11/2016	0.0001 (J)								
8/12/2016		0.0004 (J)	<0.0005	<0.0005					
8/15/2016									<0.0005
8/18/2016					<0.0005	<0.0005	<0.0005	0.0009 (J)	
10/7/2016	0.0002 (J)	0.0008 (J)	0.0001 (J)						
10/10/2016				<0.0005	<0.0005	<0.0005	<0.0005	0.0017	<0.0005
12/6/2016	0.0001 (J)	0.0006 (J)							
12/7/2016			<0.0005	<0.0005			<0.0005	0.0004 (J)	
12/8/2016					<0.0005	0.0002 (J)			<0.0005
1/23/2017									
2/7/2017									
2/16/2017	0.0001 (J)	0.0002 (J)	<0.0005						
2/17/2017				8E-05 (J)	<0.0005	<0.0005			
2/20/2017							<0.0005	0.0028	<0.0005
3/27/2017									
4/17/2017									
4/19/2017	0.0001 (J)	9E-05 (J)	<0.0005	<0.0005	<0.0005		<0.0005	0.0035	
4/20/2017						<0.0005			<0.0005
5/22/2017									
5/30/2017	0.0002 (J)								
6/1/2017		0.0003 (J)	0.0001 (J)	<0.0005	<0.0005				<0.0005
6/5/2017						<0.0005	<0.0005	0.0035	
7/11/2017									
7/14/2017	0.0002 (J)	0.0002 (J)	<0.0005						
7/17/2017							<0.0005	0.0037	<0.0005
7/18/2017				<0.0005	<0.0005				
7/19/2017						<0.0005			
8/23/2017									
3/26/2018									
3/27/2018	<0.0005	<0.0005	<0.0005						
3/28/2018				<0.0005	<0.0005				<0.0005
3/29/2018						<0.0005	<0.0005	0.0063	
6/13/2018				<0.0005			<0.0005	0.0053	
6/14/2018	0.00015 (J)	<0.0005			<0.0005	<0.0005			<0.0005
6/15/2018			<0.0005						
10/17/2018	<0.0005								
10/18/2018		0.00032 (J)							
10/19/2018			<0.0005		<0.0005				
10/22/2018				<0.0005		<0.0005	<0.0005	0.0053	<0.0005
2/27/2019	<0.0005	<0.0005		<0.0005					
3/1/2019			<0.0005			0.00013 (J)	0.00019 (J)	0.0058	<0.0005
4/2/2019	<0.0005	7.3E-05 (J)							
4/3/2019			<0.0005	<0.0005	<0.0005	<0.0005	<0.0005	0.0053	
4/4/2019									<0.0005
9/26/2019	0.00015 (J)	<0.0005	0.0002 (J)	<0.0005					
9/27/2019						<0.0005	<0.0005		
9/30/2019					<0.0005			0.0075	<0.0005
2/24/2020	<0.0005	0.00024 (J)	<0.0005	<0.0005					
2/25/2020						<0.0005	<0.0005		

Time Series

Constituent: Cadmium (mg/L) Analysis Run 11/18/2022 2:56 AM View: Constituents View

Plant Bowen Client: Southern Company Data: Bowen AP-1

	BGWC-17	BGWC-18	BGWC-19	BGWC-20	BGWC-21	BGWC-22	BGWC-23	BGWC-24	BGWC-25
2/26/2020					<0.0005			0.0064	<0.0005
3/19/2020	<0.0005								
3/20/2020		<0.0005	<0.0005		<0.0005	<0.0005			
3/23/2020				<0.0005			<0.0005		
3/24/2020									<0.0005
3/25/2020								0.0082	
9/24/2020	0.00024 (J)	<0.0005			<0.0005	0.00033 (J)	<0.0005		
9/25/2020								0.0081	
9/28/2020			<0.0005	<0.0005					<0.0005
2/18/2021	<0.0005	<0.0005	<0.0005	<0.0005					
2/19/2021					<0.0005	0.00038 (J)	<0.0005	0.0068	
2/23/2021									<0.0005
3/8/2021									
3/24/2021	<0.0005	<0.0005							
3/25/2021									
3/26/2021			<0.0005				<0.0005	0.0062	<0.0005
3/29/2021				<0.0005	<0.0005	<0.0005			
8/19/2021	0.00017 (J)	<0.0005							<0.0005
8/20/2021			<0.0005	<0.0005	<0.0005				
8/23/2021						0.00019 (J)	<0.0005	0.0039	
2/11/2022	0.00016 (J)								
2/14/2022							<0.0005		
2/15/2022						0.0002 (J)		0.0042	
2/16/2022		<0.0005	<0.0005	<0.0005	<0.0005				<0.0005
7/27/2022	0.00029 (J)	<0.0005	<0.0005	<0.0005					<0.0005
7/28/2022					<0.0005				
8/1/2022							<0.0005		
8/2/2022						0.00012 (J)		0.00026 (J)	
10/21/2022								0.0031 (R)	

Time Series

Constituent: Cadmium (mg/L) Analysis Run 11/18/2022 2:56 AM View: Constituents View

Plant Bowen Client: Southern Company Data: Bowen AP-1

	BGWC-30
6/7/2016	
6/8/2016	
6/9/2016	
8/11/2016	
8/12/2016	
8/15/2016	
8/18/2016	
10/7/2016	
10/10/2016	
12/6/2016	
12/7/2016	
12/8/2016	
1/23/2017	0.0003 (J)
2/7/2017	0.0006 (J)
2/16/2017	
2/17/2017	
2/20/2017	
3/27/2017	0.0003 (J)
4/17/2017	0.0002 (J)
4/19/2017	
4/20/2017	
5/22/2017	0.0003 (J)
5/30/2017	
6/1/2017	
6/5/2017	0.0003 (J)
7/11/2017	0.0005 (J)
7/14/2017	
7/17/2017	
7/18/2017	
7/19/2017	
8/23/2017	0.0004 (J)
3/26/2018	<0.0005
3/27/2018	
3/28/2018	
3/29/2018	
6/13/2018	
6/14/2018	
6/15/2018	0.0002 (J)
10/17/2018	
10/18/2018	
10/19/2018	
10/22/2018	<0.0005
2/27/2019	
3/1/2019	<0.0005
4/2/2019	7.9E-05 (J)
4/3/2019	
4/4/2019	
9/26/2019	
9/27/2019	<0.0005
9/30/2019	
2/24/2020	
2/25/2020	

Time Series

Constituent: Cadmium (mg/L) Analysis Run 11/18/2022 2:56 AM View: Constituents View

Plant Bowen Client: Southern Company Data: Bowen AP-1

	BGWC-30
2/26/2020	<0.0005
3/19/2020	
3/20/2020	
3/23/2020	<0.0005
3/24/2020	
3/25/2020	
9/24/2020	
9/25/2020	<0.0005
9/28/2020	
2/18/2021	
2/19/2021	
2/23/2021	
3/8/2021	<0.0005
3/24/2021	
3/25/2021	<0.0005
3/26/2021	
3/29/2021	
8/19/2021	<0.0005
8/20/2021	
8/23/2021	
2/11/2022	
2/14/2022	<0.0005
2/15/2022	
2/16/2022	
7/27/2022	
7/28/2022	
8/1/2022	<0.0005
8/2/2022	
10/21/2022	

Time Series

Constituent: Cadmium (mg/L) Analysis Run 11/18/2022 2:56 AM View: Constituents View

Plant Bowen Client: Southern Company Data: Bowen AP-1

	BGWC-31	BGWC-32	BGWC-34D	BGWC-35D	BGWC-36D	BGWC-37D	BGWC-38D	BGWC-39	BGWC-40
10/17/2018					<0.0005				
10/18/2018	<0.0005								
10/19/2018			<0.0005						
10/22/2018		<0.0005		<0.0005					
4/2/2019					<0.0005				
4/4/2019	<0.0005		<0.0005	<0.0005					
4/5/2019		<0.0005							
9/24/2019	<0.0005		<0.0005						
9/26/2019		<0.0005		<0.0005					
9/27/2019					<0.0005				
2/25/2020				<0.0005		<0.0005			
2/26/2020	<0.0005				<0.0005				
2/27/2020		<0.0005	<0.0005				0.00081 (J)	<0.0005	
2/28/2020									<0.0005
3/23/2020	<0.0005				<0.0005				
3/24/2020		<0.0005	<0.0005			<0.0005	<0.0005	<0.0005	
3/25/2020				<0.0005					<0.0005
9/2/2020							0.00032 (J)		
9/25/2020		<0.0005		<0.0005		<0.0005			
9/28/2020	<0.0005		<0.0005		<0.0005				
9/29/2020								0.0002 (J)	<0.0005
2/19/2021			<0.0005						
2/22/2021	<0.0005			<0.0005		<0.0005		0.00014 (J)	<0.0005
2/23/2021		<0.0005							
3/8/2021					<0.0005				
3/9/2021							<0.0005		
3/25/2021					<0.0005				
3/26/2021				<0.0005		<0.0005			
3/29/2021	<0.0005						<0.0005		
3/30/2021		<0.0005	<0.0005						<0.0005
3/31/2021								0.00018 (J)	
8/19/2021							<0.0005		
8/20/2021	<0.0005			<0.0005		<0.0005			
8/23/2021					<0.0005				
8/24/2021			<0.0005					0.00031 (J)	<0.0005
8/25/2021		<0.0005							
2/14/2022					<0.0005		<0.0005		
2/15/2022									
2/16/2022	<0.0005	<0.0005	<0.0005					0.00012 (J)	<0.0005
2/17/2022				<0.0005		<0.0005			
7/28/2022	<0.0005		<0.0005	<0.0005		<0.0005			<0.0005
7/29/2022		<0.0005			<0.0005				
8/2/2022							<0.0005	<0.0005	

Time Series

Constituent: Cadmium (mg/L) Analysis Run 11/18/2022 2:56 AM View: Constituents View

Plant Bowen Client: Southern Company Data: Bowen AP-1

	BGWC-41D
10/17/2018	
10/18/2018	
10/19/2018	
10/22/2018	
4/2/2019	
4/4/2019	
4/5/2019	
9/24/2019	
9/26/2019	
9/27/2019	
2/25/2020	
2/26/2020	
2/27/2020	
2/28/2020	
3/23/2020	
3/24/2020	
3/25/2020	
9/2/2020	<0.0005
9/25/2020	
9/28/2020	
9/29/2020	
2/19/2021	
2/22/2021	<0.0005
2/23/2021	
3/8/2021	
3/9/2021	
3/25/2021	
3/26/2021	
3/29/2021	
3/30/2021	
3/31/2021	<0.0005
8/19/2021	
8/20/2021	
8/23/2021	
8/24/2021	<0.0005
8/25/2021	
2/14/2022	
2/15/2022	<0.0005
2/16/2022	
2/17/2022	
7/28/2022	
7/29/2022	<0.0005
8/2/2022	

Time Series

Constituent: Cadmium (mg/L) Analysis Run 11/18/2022 2:56 AM View: Constituents View

Plant Bowen Client: Southern Company Data: Bowen AP-1

	BGWC-42D	BGWC-43D	BGWC-44D	BGWC-49D	BGWC-50D	BGWC-51	BGWC-52	BGWC-7	BGWC-8
6/6/2016									
6/7/2016									<0.0005
6/8/2016								<0.0005	
8/10/2016									<0.0005
8/11/2016								<0.0005	
10/4/2016									<0.0005
10/5/2016									
10/6/2016								<0.0005	
12/2/2016									<0.0005
12/5/2016									
12/6/2016								<0.0005	
2/14/2017									<0.0005
2/15/2017								<0.0005	
4/14/2017									<0.0005
4/17/2017									
4/18/2017								<0.0005	
5/26/2017									<0.0005
6/2/2017								<0.0005	
7/10/2017									<0.0005
7/11/2017									
7/14/2017								<0.0005	
3/26/2018									<0.0005
3/27/2018								<0.0005	
6/12/2018									<0.0005
6/13/2018								<0.0005	
10/16/2018									<0.0005
10/17/2018									
10/18/2018								<0.0005	
2/25/2019									<0.0005
2/28/2019								<0.0005	
4/1/2019									<0.0005
4/2/2019								<0.0005	
9/24/2019								<0.0005	<0.0005
2/19/2020									<0.0005
2/20/2020									
2/21/2020								<0.0005	
3/18/2020									<0.0005
3/19/2020								<0.0005	
9/3/2020	<0.0005	0.0011 (J)	<0.0005						
9/23/2020									<0.0005
9/24/2020									
9/25/2020								<0.0005	
1/28/2021						0.00031 (J)	0.00025 (J)		
2/16/2021									<0.0005
2/17/2021									
2/18/2021			<0.0005					<0.0005	
2/22/2021	<0.0005								
2/23/2021						0.00043 (J)	<0.0005		
3/8/2021		0.0003 (J)							
3/24/2021									<0.0005
3/29/2021		0.00019 (J)							
3/30/2021						0.0007	0.00018 (J)	<0.0005	

Time Series

Constituent: Cadmium (mg/L) Analysis Run 11/18/2022 2:56 AM View: Constituents View

Plant Bowen Client: Southern Company Data: Bowen AP-1

	BGWC-42D	BGWC-43D	BGWC-44D	BGWC-49D	BGWC-50D	BGWC-51	BGWC-52	BGWC-7	BGWC-8
3/31/2021			<0.0005						
4/1/2021	<0.0005								
4/19/2021				<0.0005	<0.0005				
8/18/2021			<0.0005		<0.0005				<0.0005
8/19/2021								<0.0005	
8/20/2021	<0.0005								
8/23/2021		0.00036 (J)				0.00043 (J)	0.00018 (J)		
8/24/2021				<0.0005					
2/9/2022			<0.0005		<0.0005				
2/10/2022									<0.0005
2/11/2022								<0.0005	
2/14/2022						<0.0005	<0.0005		
2/15/2022		0.0015							
2/17/2022	<0.0005			<0.0005					
7/26/2022			<0.0005		<0.0005				<0.0005
7/28/2022	<0.0005						<0.0005	<0.0005	
8/1/2022		0.0011		<0.0005		<0.0005			

Time Series

Constituent: Cadmium (mg/L) Analysis Run 11/18/2022 2:56 AM View: Constituents View

Plant Bowen Client: Southern Company Data: Bowen AP-1

	BGWC-9
6/6/2016	<0.0005
6/7/2016	
6/8/2016	
8/10/2016	
8/11/2016	<0.0005
10/4/2016	
10/5/2016	<0.0005
10/6/2016	
12/2/2016	
12/5/2016	<0.0005
12/6/2016	
2/14/2017	
2/15/2017	<0.0005
4/14/2017	
4/17/2017	<0.0005
4/18/2017	
5/26/2017	<0.0005
6/2/2017	
7/10/2017	
7/11/2017	<0.0005
7/14/2017	
3/26/2018	
3/27/2018	<0.0005
6/12/2018	<0.0005
6/13/2018	
10/16/2018	
10/17/2018	<0.0005
10/18/2018	
2/25/2019	
2/28/2019	
4/1/2019	<0.0005
4/2/2019	
9/24/2019	<0.0005
2/19/2020	
2/20/2020	<0.0005
2/21/2020	
3/18/2020	
3/19/2020	<0.0005
9/3/2020	
9/23/2020	
9/24/2020	<0.0005
9/25/2020	
1/28/2021	
2/16/2021	
2/17/2021	<0.0005
2/18/2021	
2/22/2021	
2/23/2021	
3/8/2021	
3/24/2021	<0.0005
3/29/2021	
3/30/2021	

Time Series

Constituent: Cadmium (mg/L) Analysis Run 11/18/2022 2:56 AM View: Constituents View

Plant Bowen Client: Southern Company Data: Bowen AP-1

	BGWC-9
3/31/2021	
4/1/2021	
4/19/2021	
8/18/2021	<0.0005
8/19/2021	
8/20/2021	
8/23/2021	
8/24/2021	
2/9/2022	
2/10/2022	<0.0005
2/11/2022	
2/14/2022	
2/15/2022	
2/17/2022	
7/26/2022	<0.0005
7/28/2022	
8/1/2022	

Time Series

Constituent: Calcium (mg/L) Analysis Run 11/18/2022 2:56 AM View: Constituents View

Plant Bowen Client: Southern Company Data: Bowen AP-1

	BGWA-2 (bg)	BGWA-29 (bg)	BGWA-33 (bg)	BGWA-47D (bg)	BGWA-48D (bg)	BGWA-6	BGWC-10	BGWC-12	BGWC-14A
6/6/2016	39					59			
6/7/2016							50	90	
8/9/2016	32.2								
8/10/2016						56			
8/11/2016									
8/12/2016								76.6	
8/16/2016							49.2		
8/22/2016		21.4							
10/3/2016	34.1								
10/4/2016		20.9				51.4			
10/6/2016								78.7	
10/7/2016							52.6		
11/29/2016	29.7								
12/1/2016		19.8				55.9			
12/5/2016								80.9	
12/6/2016							55.4		
1/10/2017		20.4							
2/13/2017	31.2								
2/14/2017		20.9				51.1			
2/15/2017								90.7	
2/16/2017							53.2		
4/13/2017	30.5					53.4			
4/14/2017		20.7 (J)							
4/18/2017							58	94.8	
5/25/2017	33.8	22.8 (J)				59.8			
5/30/2017									
6/2/2017							55.8	108	
7/7/2017	33.1					57.8			
7/10/2017		22.3							
7/12/2017							58.1		
7/13/2017								111	
7/14/2017									
10/9/2017	33.6					58.9			
10/10/2017		4.09						93	
10/11/2017							55.7		
6/12/2018	32.4	20.3 (J)							
6/14/2018							58.4	109	
10/16/2018	34.6	19.4 (J)				55.6			
10/17/2018								110	
10/18/2018							57.8		
4/1/2019	48.2	24.6						94.8	
4/2/2019						64.1	57.8		
4/3/2019			44.9						
5/2/2019	44.8								
9/23/2019	36.3	19.2				57.9			
9/25/2019							58.1	115	
9/26/2019									
9/27/2019			41.2						
2/18/2020						66.3			
2/19/2020		20.8							
2/21/2020			50.1						
3/18/2020	40.1	22.4							

Time Series

Constituent: Calcium (mg/L) Analysis Run 11/18/2022 2:56 AM View: Constituents View

Plant Bowen Client: Southern Company Data: Bowen AP-1

	BGWA-2 (bg)	BGWA-29 (bg)	BGWA-33 (bg)	BGWA-47D (bg)	BGWA-48D (bg)	BGWA-6	BGWC-10	BGWC-12	BGWC-14A
3/19/2020						67.8		120	
3/20/2020			52.2						
3/23/2020							61.1		
5/22/2020				74					73.4
5/25/2020					36.5				
6/23/2020				99.5	39.4				80.1
7/28/2020				96.2	40.3				140
9/2/2020				109					159
9/3/2020					51.8				
9/23/2020	45.2	20.1				67.3			
9/24/2020							58.8		
9/25/2020			51.8					135	
10/1/2020				107	61.9				162
11/10/2020				117	80.3				170
12/15/2020				110	70.3				169
1/20/2021				111	67.5				157
3/23/2021		22.1							
3/24/2021								144	91.9
3/25/2021				109	68.3				
3/26/2021	46.7								
3/30/2021							61.3		
3/31/2021						63.4			
4/1/2021			49.5						
8/16/2021	48.3	21.5		108	61	66.2			
8/18/2021							61.1	156	166
8/25/2021			46.3						
2/9/2022	52.3			112	46.3	65.7			97.5
2/10/2022		20.3							
2/11/2022							66.2	164	
2/16/2022			47.5						
7/26/2022	46.7	20		105	34.5	66.1			185
7/27/2022								175	
7/28/2022							63		
8/3/2022			69.4						

Time Series

Constituent: Calcium (mg/L) Analysis Run 11/18/2022 2:56 AM View: Constituents View

Plant Bowen Client: Southern Company Data: Bowen AP-1

	BGWC-16
6/6/2016	
6/7/2016	120
8/9/2016	
8/10/2016	
8/11/2016	111
8/12/2016	
8/16/2016	
8/22/2016	
10/3/2016	
10/4/2016	
10/6/2016	
10/7/2016	103
11/29/2016	
12/1/2016	
12/5/2016	
12/6/2016	117
1/10/2017	
2/13/2017	
2/14/2017	
2/15/2017	
2/16/2017	124
4/13/2017	
4/14/2017	
4/18/2017	120
5/25/2017	
5/30/2017	111
6/2/2017	
7/7/2017	
7/10/2017	
7/12/2017	
7/13/2017	
7/14/2017	109
10/9/2017	
10/10/2017	
10/11/2017	109
6/12/2018	104
6/14/2018	
10/16/2018	
10/17/2018	
10/18/2018	112
4/1/2019	
4/2/2019	117
4/3/2019	
5/2/2019	
9/23/2019	
9/25/2019	
9/26/2019	136
9/27/2019	
2/18/2020	
2/19/2020	
2/21/2020	
3/18/2020	

Time Series

Constituent: Calcium (mg/L) Analysis Run 11/18/2022 2:56 AM View: Constituents View

Plant Bowen Client: Southern Company Data: Bowen AP-1

	BGWC-16
3/19/2020	130
3/20/2020	
3/23/2020	
5/22/2020	
5/25/2020	
6/23/2020	
7/28/2020	
9/2/2020	
9/3/2020	
9/23/2020	
9/24/2020	141
9/25/2020	
10/1/2020	
11/10/2020	
12/15/2020	
1/20/2021	
3/23/2021	
3/24/2021	140
3/25/2021	
3/26/2021	
3/30/2021	
3/31/2021	
4/1/2021	
8/16/2021	
8/18/2021	139
8/25/2021	
2/9/2022	
2/10/2022	
2/11/2022	160
2/16/2022	
7/26/2022	
7/27/2022	194
7/28/2022	
8/3/2022	

Time Series

Constituent: Calcium (mg/L) Analysis Run 11/18/2022 2:56 AM View: Constituents View

Plant Bowen Client: Southern Company Data: Bowen AP-1

	BGWC-17	BGWC-18	BGWC-19	BGWC-20	BGWC-21	BGWC-22	BGWC-23	BGWC-24	BGWC-25
6/7/2016	65								
6/8/2016		76	55	200	43	350			32
6/9/2016							300	800	
8/11/2016	61								
8/12/2016		61.7	61.2	196					
8/15/2016									33.1
8/18/2016					38.6	370	290	730	
10/7/2016	71	84.7	70.2						
10/10/2016				198	37.5	375	296	680	41
12/6/2016	68.7	88.1							
12/7/2016			48.6	215			271	387	
12/8/2016					43.4	434			38.5
1/23/2017									
2/7/2017									
2/16/2017	65.5	53.7	64.7						
2/17/2017				221	41	434			
2/20/2017							323	823	40.7
3/27/2017									
4/17/2017									
4/19/2017	68.9	57.1	69.5	240	39.4		298	893 (J)	
4/20/2017						422			40.7
5/22/2017									
5/30/2017	72.6								
6/1/2017		44.8	50.8	286	42.3				44.2
6/5/2017						398	310	1080	
7/11/2017									
7/14/2017	70.6	60	67						
7/17/2017							319	1120	41.9
7/18/2017				244	40.9				
7/19/2017						461			
8/23/2017									
10/10/2017									
10/11/2017	67.3	67	57.3	222			438	1310	41.1
10/12/2017					43.3	515			
6/13/2018				234			385	970	
6/14/2018	65.7	53.1			39.4	482			44.8
6/15/2018			49.7						
10/17/2018	69.7								
10/18/2018		60.4							
10/19/2018			63.1		40.6				
10/22/2018				241		575	424	1150	52.2
4/2/2019	63.9	53.3							
4/3/2019			51.3	220	43.4	458	396	945	
4/4/2019									54.8
5/2/2019						647			
9/26/2019	94.2	91.7	80.8	243					
9/27/2019						658	533		
9/30/2019					43.2			1050	47.8
2/25/2020						445			
2/26/2020									
3/19/2020	68.1								
3/20/2020		49.3	52.1		48.2	514			

Time Series

Constituent: Calcium (mg/L) Analysis Run 11/18/2022 2:56 AM View: Constituents View

Plant Bowen Client: Southern Company Data: Bowen AP-1

	BGWC-17	BGWC-18	BGWC-19	BGWC-20	BGWC-21	BGWC-22	BGWC-23	BGWC-24	BGWC-25
3/23/2020				253			602		
3/24/2020									49.6
3/25/2020								1100	
9/24/2020	84.9	68.7			42	750	647		
9/25/2020								998	
9/28/2020			50.1	273					50.7
3/24/2021	72	48.2							
3/25/2021									
3/26/2021			46.4				717	821	52.8
3/29/2021				296	46.6	714			
7/19/2021						693	728	717	
7/20/2021									
8/19/2021	74	49.2							51.2
8/20/2021			47.2	262	45.1				
8/23/2021						681	638	827	
11/1/2021						708	695	808	
2/11/2022	83.5								
2/14/2022							740		
2/15/2022						680		791	
2/16/2022		49	60.5	288	44.1				51.4
7/27/2022	80.9	65.9	63.2	284					52.1
7/28/2022					43.1				
8/1/2022							559		
8/2/2022						717		90	
10/21/2022								600 (R)	

Time Series

Constituent: Calcium (mg/L) Analysis Run 11/18/2022 2:57 AM View: Constituents View

Plant Bowen Client: Southern Company Data: Bowen AP-1

	BGWC-30
6/7/2016	
6/8/2016	
6/9/2016	
8/11/2016	
8/12/2016	
8/15/2016	
8/18/2016	
10/7/2016	
10/10/2016	
12/6/2016	
12/7/2016	
12/8/2016	
1/23/2017	372
2/7/2017	351
2/16/2017	
2/17/2017	
2/20/2017	
3/27/2017	417
4/17/2017	415
4/19/2017	
4/20/2017	
5/22/2017	885
5/30/2017	
6/1/2017	
6/5/2017	413
7/11/2017	449
7/14/2017	
7/17/2017	
7/18/2017	
7/19/2017	
8/23/2017	409
10/10/2017	339
10/11/2017	
10/12/2017	
6/13/2018	
6/14/2018	
6/15/2018	198
10/17/2018	
10/18/2018	
10/19/2018	
10/22/2018	230
4/2/2019	181
4/3/2019	
4/4/2019	
5/2/2019	
9/26/2019	
9/27/2019	103
9/30/2019	
2/25/2020	
2/26/2020	85.3
3/19/2020	
3/20/2020	

Time Series

Constituent: Calcium (mg/L) Analysis Run 11/18/2022 2:57 AM View: Constituents View

Plant Bowen Client: Southern Company Data: Bowen AP-1

	BGWC-30
3/23/2020	107
3/24/2020	
3/25/2020	
9/24/2020	
9/25/2020	93.3
9/28/2020	
3/24/2021	
3/25/2021	81.1
3/26/2021	
3/29/2021	
7/19/2021	
7/20/2021	87.8
8/19/2021	109
8/20/2021	
8/23/2021	
11/1/2021	108
2/11/2022	
2/14/2022	129
2/15/2022	
2/16/2022	
7/27/2022	
7/28/2022	
8/1/2022	111
8/2/2022	
10/21/2022	

Time Series

Constituent: Calcium (mg/L) Analysis Run 11/18/2022 2:57 AM View: Constituents View

Plant Bowen Client: Southern Company Data: Bowen AP-1

	BGWC-31	BGWC-32	BGWC-34D	BGWC-35D	BGWC-36D	BGWC-37D	BGWC-38D	BGWC-39	BGWC-40
10/17/2018					262				
10/18/2018	90.1								
10/19/2018			105						
10/22/2018		234		384					
4/2/2019					200				
4/4/2019	69.3		104	442					
4/5/2019		265							
5/3/2019		203							
9/24/2019	70.7		102						
9/26/2019		290		417					
9/27/2019					184				
11/15/2019		346							
12/13/2019								558	
12/16/2019									162
2/25/2020				341		107			
2/26/2020					107				
2/27/2020							268		
3/23/2020	72.5				122				
3/24/2020		210	112			112	314	161	
3/25/2020				234					160
5/4/2020									
9/2/2020							228		
9/25/2020		338		169		99.9			
9/28/2020	77.8		117		165				
9/29/2020								576	165
3/25/2021					162				
3/26/2021				529		103			
3/29/2021	77.2						161		
3/30/2021		289	112						158
3/31/2021								336	
8/19/2021							124		
8/20/2021	78.7			379		100			
8/23/2021					174				
8/24/2021			110					439	150
8/25/2021		244							
11/1/2021							144		
2/14/2022					188		187		
2/15/2022									
2/16/2022	81.4	247	127					424	155
2/17/2022				483		112			
7/28/2022	75.4		123	403		109			138
7/29/2022		226			156				
8/2/2022							186	488	

Time Series

Constituent: Calcium (mg/L) Analysis Run 11/18/2022 2:57 AM View: Constituents View

Plant Bowen Client: Southern Company Data: Bowen AP-1

	BGWC-41D
10/17/2018	
10/18/2018	
10/19/2018	
10/22/2018	
4/2/2019	
4/4/2019	
4/5/2019	
5/3/2019	
9/24/2019	
9/26/2019	
9/27/2019	
11/15/2019	
12/13/2019	
12/16/2019	
2/25/2020	
2/26/2020	
2/27/2020	
3/23/2020	
3/24/2020	
3/25/2020	
5/4/2020	155
9/2/2020	159
9/25/2020	
9/28/2020	
9/29/2020	
3/25/2021	
3/26/2021	
3/29/2021	
3/30/2021	
3/31/2021	166
8/19/2021	
8/20/2021	
8/23/2021	
8/24/2021	173
8/25/2021	
11/1/2021	
2/14/2022	
2/15/2022	198
2/16/2022	
2/17/2022	
7/28/2022	
7/29/2022	202
8/2/2022	

Time Series

Constituent: Calcium (mg/L) Analysis Run 11/18/2022 2:57 AM View: Constituents View

Plant Bowen Client: Southern Company Data: Bowen AP-1

	BGWC-42D	BGWC-43D	BGWC-44D	BGWC-49D	BGWC-50D	BGWC-51	BGWC-52	BGWC-7	BGWC-8
6/6/2016									
6/7/2016									7.9
6/8/2016								140	
8/10/2016									36.8
8/11/2016								141	
10/4/2016									39.7
10/5/2016									
10/6/2016								147	
12/2/2016									37.8
12/5/2016									
12/6/2016								146	
2/14/2017									35.2
2/15/2017								163	
4/14/2017									37.5
4/17/2017									
4/18/2017								155	
5/26/2017									41.7
6/2/2017								156	
7/10/2017									39
7/11/2017									
7/14/2017								157	
10/10/2017									36.9
10/11/2017								137	
6/12/2018									38.1
6/13/2018								151	
10/16/2018									44.8
10/17/2018									
10/18/2018								154	
4/1/2019									47.2
4/2/2019								140	
9/24/2019								151	42.4
3/18/2020									43
3/19/2020								142	
5/4/2020		361	51.1						
5/11/2020	109								
5/20/2020	76.6	335							
9/3/2020	100	383	50.2						
9/23/2020									41.6
9/24/2020									
9/25/2020								138	
1/28/2021						624	350		
3/24/2021									42.1
3/29/2021		326							
3/30/2021						562	353	145	
3/31/2021			50.9						
4/1/2021	94								
4/19/2021				204	50.8				
7/20/2021		297							
8/18/2021			54.2		56.7				44.5
8/19/2021								141	
8/20/2021	99.7								
8/23/2021		349				561	286		

Time Series

Constituent: Calcium (mg/L) Analysis Run 11/18/2022 2:57 AM View: Constituents View

Plant Bowen Client: Southern Company Data: Bowen AP-1

	BGWC-42D	BGWC-43D	BGWC-44D	BGWC-49D	BGWC-50D	BGWC-51	BGWC-52	BGWC-7	BGWC-8
8/24/2021				238					
2/9/2022			49.1		60.3				
2/10/2022									44.9
2/11/2022								148	
2/14/2022						155	72.8		
2/15/2022		344							
2/17/2022	98.4			239					
7/26/2022			49.7		61.1				41.8
7/28/2022	93.4						52.3	136	
8/1/2022		350		236		112			

Time Series

Constituent: Calcium (mg/L) Analysis Run 11/18/2022 2:57 AM View: Constituents View

Plant Bowen Client: Southern Company Data: Bowen AP-1

	BGWC-9
6/6/2016	66
6/7/2016	
6/8/2016	
8/10/2016	
8/11/2016	65.2
10/4/2016	
10/5/2016	66.7
10/6/2016	
12/2/2016	
12/5/2016	74.6
12/6/2016	
2/14/2017	
2/15/2017	74.6
4/14/2017	
4/17/2017	65.6
4/18/2017	
5/26/2017	70.4
6/2/2017	
7/10/2017	
7/11/2017	66.9
7/14/2017	
10/10/2017	61.7
10/11/2017	
6/12/2018	53.4
6/13/2018	
10/16/2018	
10/17/2018	63
10/18/2018	
4/1/2019	59.3
4/2/2019	
9/24/2019	57.6
3/18/2020	
3/19/2020	61.5
5/4/2020	
5/11/2020	
5/20/2020	
9/3/2020	
9/23/2020	
9/24/2020	59
9/25/2020	
1/28/2021	
3/24/2021	59.9
3/29/2021	
3/30/2021	
3/31/2021	
4/1/2021	
4/19/2021	
7/20/2021	
8/18/2021	63
8/19/2021	
8/20/2021	
8/23/2021	

Time Series

Constituent: Calcium (mg/L) Analysis Run 11/18/2022 2:57 AM View: Constituents View

Plant Bowen Client: Southern Company Data: Bowen AP-1

	BGWC-9
8/24/2021	
2/9/2022	
2/10/2022	65.6
2/11/2022	
2/14/2022	
2/15/2022	
2/17/2022	
7/26/2022	66.3
7/28/2022	
8/1/2022	

Time Series

Constituent: Chloride (mg/L) Analysis Run 11/18/2022 2:57 AM View: Constituents View

Plant Bowen Client: Southern Company Data: Bowen AP-1

	BGWA-2 (bg)	BGWA-29 (bg)	BGWA-33 (bg)	BGWA-47D (bg)	BGWA-48D (bg)	BGWA-6	BGWC-10	BGWC-12	BGWC-14A
6/6/2016	2.9					5.6			
6/7/2016							19	44	
8/9/2016	2.5								
8/10/2016						5.3			
8/11/2016									
8/12/2016								43	
8/16/2016							20		
8/22/2016		4.2							
10/3/2016	2.5								
10/4/2016		2.1				5.6			
10/6/2016								41	
10/7/2016							21		
11/29/2016	2.6								
12/1/2016		1.8				6.2			
12/5/2016								41	
12/6/2016							22		
1/10/2017		1.6							
2/13/2017	2.1								
2/14/2017		1.9				8.8			
2/15/2017								39	
2/16/2017							22		
4/13/2017	2.1					10			
4/14/2017		1.5							
4/18/2017							21	39	
5/25/2017	2.4	1.5				11			
5/30/2017									
6/2/2017							20	37	
7/7/2017	1.9					12			
7/10/2017		1.6							
7/12/2017							23		
7/13/2017								38	
7/14/2017									
10/9/2017	1.9					18			
10/10/2017		1.7						38	
10/11/2017							24		
6/12/2018	3.4	1.8							
6/14/2018							23.1	30.5	
10/16/2018	3.3	1.5				10.7			
10/17/2018								30.7	
10/18/2018							26.9		
4/1/2019	4.2	1.6						24.1	
4/2/2019						9	24.1		
4/3/2019			5.2						
5/2/2019	4.3								
9/23/2019	3.1	1.2				8.6			
9/25/2019							25.1	23.6	
9/26/2019									
9/27/2019			394 (o)						
2/18/2020						8.2			
2/19/2020		1.3							
2/21/2020			2.6						
3/18/2020	3.1	1.4							

Time Series

Constituent: Chloride (mg/L) Analysis Run 11/18/2022 2:57 AM View: Constituents View

Plant Bowen Client: Southern Company Data: Bowen AP-1

	BGWA-2 (bg)	BGWA-29 (bg)	BGWA-33 (bg)	BGWA-47D (bg)	BGWA-48D (bg)	BGWA-6	BGWC-10	BGWC-12	BGWC-14A
3/19/2020						7.8		20.5	
3/20/2020			4						
3/23/2020							20.8		
5/22/2020				6.6					32
5/25/2020					4				
6/23/2020				5.9	5.5				15.7
7/28/2020				5.9	4.6				20.6
9/2/2020				6					18.9
9/3/2020					6.3				
9/23/2020	4.2	1.1				8.4			
9/24/2020							25.4		
9/25/2020			3.3					20.2	
10/1/2020				6	7.5				18.6
11/10/2020				5.5	7.7				19.6
12/15/2020				6.3	8				20.7
1/20/2021				5.7	7.2				21.9
3/23/2021		1.2							
3/24/2021								18.4	14.1
3/25/2021				5.7	7.5				
3/26/2021	3.6								
3/30/2021							23.8		
3/31/2021						13.4			
4/1/2021			2.9						
8/16/2021	3.4	1.1		5.7	8	15.6			
8/18/2021							25.1	15.8	17.1
8/25/2021			3.3						
2/9/2022	3.7			5.4	8.9	10.1			10.8
2/10/2022		1.2							
2/11/2022							28.2	16.4	
2/16/2022			2.8						
7/26/2022	3.2	0.97 (J)		5.5	4.6	8.5			19.6
7/27/2022								16.2	
7/28/2022							30		
8/3/2022			3.4						

Time Series

Constituent: Chloride (mg/L) Analysis Run 11/18/2022 2:57 AM View: Constituents View

Plant Bowen Client: Southern Company Data: Bowen AP-1

	BGWC-16
6/6/2016	
6/7/2016	37
8/9/2016	
8/10/2016	
8/11/2016	41
8/12/2016	
8/16/2016	
8/22/2016	
10/3/2016	
10/4/2016	
10/6/2016	
10/7/2016	44
11/29/2016	
12/1/2016	
12/5/2016	
12/6/2016	48
1/10/2017	
2/13/2017	
2/14/2017	
2/15/2017	
2/16/2017	46
4/13/2017	
4/14/2017	
4/18/2017	41
5/25/2017	
5/30/2017	38
6/2/2017	
7/7/2017	
7/10/2017	
7/12/2017	
7/13/2017	
7/14/2017	35
10/9/2017	
10/10/2017	
10/11/2017	36
6/12/2018	27.2
6/14/2018	
10/16/2018	
10/17/2018	
10/18/2018	25.2
4/1/2019	
4/2/2019	20.3
4/3/2019	
5/2/2019	
9/23/2019	
9/25/2019	
9/26/2019	28.7
9/27/2019	
2/18/2020	
2/19/2020	
2/21/2020	
3/18/2020	

Time Series

Constituent: Chloride (mg/L) Analysis Run 11/18/2022 2:57 AM View: Constituents View

Plant Bowen Client: Southern Company Data: Bowen AP-1

	BGWC-16
3/19/2020	22
3/20/2020	
3/23/2020	
5/22/2020	
5/25/2020	
6/23/2020	
7/28/2020	
9/2/2020	
9/3/2020	
9/23/2020	
9/24/2020	28.8
9/25/2020	
10/1/2020	
11/10/2020	
12/15/2020	
1/20/2021	
3/23/2021	
3/24/2021	24
3/25/2021	
3/26/2021	
3/30/2021	
3/31/2021	
4/1/2021	
8/16/2021	
8/18/2021	19.9
8/25/2021	
2/9/2022	
2/10/2022	
2/11/2022	22.3
2/16/2022	
7/26/2022	
7/27/2022	23.1
7/28/2022	
8/3/2022	

Time Series

Constituent: Chloride (mg/L) Analysis Run 11/18/2022 2:57 AM View: Constituents View

Plant Bowen Client: Southern Company Data: Bowen AP-1

	BGWC-17	BGWC-18	BGWC-19	BGWC-20	BGWC-21	BGWC-22	BGWC-23	BGWC-24	BGWC-25
6/7/2016	26								
6/8/2016		48	23	130	7.1	440			6.4
6/9/2016							480	1900	
8/11/2016	34								
8/12/2016		27	26	130					
8/15/2016									4.3
8/18/2016					6.9	500	400	1600	
10/7/2016	38	72	41						
10/10/2016				140	7.1	480	390	1400	3.5
12/6/2016	45	73							
12/7/2016			23	130			450	970	
12/8/2016					6.3	540			2.8
1/23/2017									
2/7/2017									
2/16/2017	40	19	31						
2/17/2017				140	5.6	570			
2/20/2017							470	1900	4.2
3/27/2017									
4/17/2017									
4/19/2017	38	13	30	140	5		420	1900	
4/20/2017						740			4.1
5/22/2017									
5/30/2017	41								
6/1/2017		8	13	130	4.9				4.4
6/5/2017						530	450	1900	
7/11/2017									
7/14/2017	36	11	19						
7/17/2017							470	2100	5
7/18/2017				140	4.2				
7/19/2017						540			
8/23/2017									
10/10/2017									
10/11/2017	45	24	19	130			510	1600	4.1
10/12/2017					4.8	700			
6/13/2018				150			598	1880	
6/14/2018	33.3	7.3			3.3	725			3.4
6/15/2018			9.3						
10/17/2018	41.8								
10/18/2018		10.9							
10/19/2018			15.3		4.1				
10/22/2018				149		827	639	2050	3.9
4/2/2019	18.7	4.5							
4/3/2019			9.7	144	5	856	679	1890	
4/4/2019									3.8
5/2/2019						999			
9/26/2019	47.1	60.5	26	128					
9/27/2019						996	918		
9/30/2019					4.7			2040	5.2
2/25/2020						547			
2/26/2020									
3/19/2020	21.9								
3/20/2020		5.3	6.6		4.2	665			

Time Series

Constituent: Chloride (mg/L) Analysis Run 11/18/2022 2:57 AM View: Constituents View

Plant Bowen Client: Southern Company Data: Bowen AP-1

	BGWC-17	BGWC-18	BGWC-19	BGWC-20	BGWC-21	BGWC-22	BGWC-23	BGWC-24	BGWC-25
3/23/2020				125			788		
3/24/2020									3.6
3/25/2020								1670	
9/24/2020	50.1	30.3			4	1050	988		
9/25/2020								1640	
9/28/2020			8.6	152					5.6
3/24/2021	35.6	6.1							
3/25/2021									
3/26/2021			5.8				928	1240	5.7
3/29/2021				131	5	886			
7/19/2021						579	570	575	
7/20/2021									
8/19/2021	38.2	10.4							5.1
8/20/2021			4.4	144	4.4				
8/23/2021						879	898	1250	
11/1/2021						744	688	661	
2/11/2022	38.5								
2/14/2022							925		
2/15/2022						789		1120	
2/16/2022		7.7	6.7	141	4				5.7
7/27/2022	43.2	14.9	7.8	169					6.2
7/28/2022					4.7				
8/1/2022							794		
8/2/2022						828		17.1	
10/21/2022								836 (R)	

Time Series

Constituent: Chloride (mg/L) Analysis Run 11/18/2022 2:57 AM View: Constituents View

Plant Bowen Client: Southern Company Data: Bowen AP-1

	BGWC-30
6/7/2016	
6/8/2016	
6/9/2016	
8/11/2016	
8/12/2016	
8/15/2016	
8/18/2016	
10/7/2016	
10/10/2016	
12/6/2016	
12/7/2016	
12/8/2016	
1/23/2017	780
2/7/2017	780
2/16/2017	
2/17/2017	
2/20/2017	
3/27/2017	790
4/17/2017	770
4/19/2017	
4/20/2017	
5/22/2017	890
5/30/2017	
6/1/2017	
6/5/2017	870
7/11/2017	840
7/14/2017	
7/17/2017	
7/18/2017	
7/19/2017	
8/23/2017	800
10/10/2017	730
10/11/2017	
10/12/2017	
6/13/2018	
6/14/2018	
6/15/2018	390
10/17/2018	
10/18/2018	
10/19/2018	
10/22/2018	400
4/2/2019	333
4/3/2019	
4/4/2019	
5/2/2019	
9/26/2019	
9/27/2019	143
9/30/2019	
2/25/2020	
2/26/2020	100
3/19/2020	
3/20/2020	

Time Series

Constituent: Chloride (mg/L) Analysis Run 11/18/2022 2:57 AM View: Constituents View

Plant Bowen Client: Southern Company Data: Bowen AP-1

	BGWC-30
3/23/2020	117
3/24/2020	
3/25/2020	
9/24/2020	
9/25/2020	127
9/28/2020	
3/24/2021	
3/25/2021	85.5
3/26/2021	
3/29/2021	
7/19/2021	
7/20/2021	95.3
8/19/2021	117
8/20/2021	
8/23/2021	
11/1/2021	133
2/11/2022	
2/14/2022	146
2/15/2022	
2/16/2022	
7/27/2022	
7/28/2022	
8/1/2022	114
8/2/2022	
10/21/2022	

Time Series

Constituent: Chloride (mg/L) Analysis Run 11/18/2022 2:57 AM View: Constituents View

Plant Bowen Client: Southern Company Data: Bowen AP-1

	BGWC-31	BGWC-32	BGWC-34D	BGWC-35D	BGWC-36D	BGWC-37D	BGWC-38D	BGWC-39	BGWC-40
10/17/2018					492				
10/18/2018	51.2								
10/19/2018			28						
10/22/2018		274		573					
4/2/2019					378				
4/4/2019	32.7		28.4	605					
4/5/2019		270							
5/3/2019		257							
9/24/2019	38		32.2						
9/26/2019		358		500					
9/27/2019					357				
11/15/2019		455							
12/13/2019								703	
12/16/2019									254
2/25/2020				441		160			
2/26/2020					185				
2/27/2020							386		
3/23/2020	28.4				187				
3/24/2020		203	28.4			127	445	155	
3/25/2020				291					219
5/4/2020									
9/2/2020							309		
9/25/2020		449		435		105			
9/28/2020	34.5		36.6		277				
9/29/2020								792	218
3/25/2021					248				
3/26/2021				696		87.7			
3/29/2021	9.4						227		
3/30/2021		355	37.2						175
3/31/2021								337	
8/19/2021							155		
8/20/2021	34.9			545		92.3			
8/23/2021					268				
8/24/2021			40.1					521	156
8/25/2021		274							
11/1/2021							206		
2/14/2022					241		237		
2/15/2022									
2/16/2022	30.9	262	39.2					409	150
2/17/2022				627		105			
7/28/2022	32.9		44.9	666		138			149
7/29/2022		292			283				
8/2/2022							244	560	

Time Series

Constituent: Chloride (mg/L) Analysis Run 11/18/2022 2:57 AM View: Constituents View

Plant Bowen Client: Southern Company Data: Bowen AP-1

	BGWC-41D
10/17/2018	
10/18/2018	
10/19/2018	
10/22/2018	
4/2/2019	
4/4/2019	
4/5/2019	
5/3/2019	
9/24/2019	
9/26/2019	
9/27/2019	
11/15/2019	
12/13/2019	
12/16/2019	
2/25/2020	
2/26/2020	
2/27/2020	
3/23/2020	
3/24/2020	
3/25/2020	
5/4/2020	218
9/2/2020	210
9/25/2020	
9/28/2020	
9/29/2020	
3/25/2021	
3/26/2021	
3/29/2021	
3/30/2021	
3/31/2021	261
8/19/2021	
8/20/2021	
8/23/2021	
8/24/2021	262
8/25/2021	
11/1/2021	
2/14/2022	
2/15/2022	296
2/16/2022	
2/17/2022	
7/28/2022	
7/29/2022	381
8/2/2022	

Time Series

Constituent: Chloride (mg/L) Analysis Run 11/18/2022 2:57 AM View: Constituents View

Plant Bowen Client: Southern Company Data: Bowen AP-1

	BGWC-42D	BGWC-43D	BGWC-44D	BGWC-49D	BGWC-50D	BGWC-51	BGWC-52	BGWC-7	BGWC-8
6/6/2016									
6/7/2016									2
6/8/2016								11	
8/10/2016									2.1
8/11/2016								11	
10/4/2016									2.3
10/5/2016									
10/6/2016								11	
12/2/2016									2.1
12/5/2016									
12/6/2016								11	
2/14/2017									2
2/15/2017								12	
4/14/2017									1.7
4/17/2017									
4/18/2017								12	
5/26/2017									1.6
6/2/2017								11	
7/10/2017									1.5
7/11/2017									
7/14/2017								11	
10/10/2017									1.9
10/11/2017								12	
6/12/2018									2.3
6/13/2018								10.8	
10/16/2018									2.6
10/17/2018									
10/18/2018								11.7	
4/1/2019									1.8
4/2/2019								9.4	
9/24/2019								8	1.5
3/18/2020									1.5
3/19/2020								8.4	
5/4/2020		535	12.7						
5/11/2020	84.6								
5/20/2020	73.4	550							
9/3/2020	115	564	18.6						
9/23/2020									1.5
9/24/2020									
9/25/2020								13.1	
1/28/2021						835	484		
3/24/2021									1.5
3/29/2021		443							
3/30/2021						772	472	8.8	
3/31/2021			21.9						
4/1/2021	98.2								
4/19/2021				419	25.6				
7/20/2021		384							
8/18/2021			12.8		10				1.7
8/19/2021								7.6	
8/20/2021	131								
8/23/2021		478				756	384		

Time Series

Constituent: Chloride (mg/L) Analysis Run 11/18/2022 2:57 AM View: Constituents View

Plant Bowen Client: Southern Company Data: Bowen AP-1

	BGWC-42D	BGWC-43D	BGWC-44D	BGWC-49D	BGWC-50D	BGWC-51	BGWC-52	BGWC-7	BGWC-8
8/24/2021				433					
2/9/2022			17		15.3				
2/10/2022									1.6
2/11/2022								8	
2/14/2022						128	46.8		
2/15/2022		496							
2/17/2022	126			410					
7/26/2022			14.7		18.2				1.6
7/28/2022	117						33.9	8.9	
8/1/2022		487		415		95.4			

Time Series

Constituent: Chloride (mg/L) Analysis Run 11/18/2022 2:57 AM View: Constituents View

Plant Bowen Client: Southern Company Data: Bowen AP-1

	BGWC-9
6/6/2016	27
6/7/2016	
6/8/2016	
8/10/2016	
8/11/2016	30
10/4/2016	
10/5/2016	36
10/6/2016	
12/2/2016	
12/5/2016	40
12/6/2016	
2/14/2017	
2/15/2017	38
4/14/2017	
4/17/2017	35
4/18/2017	
5/26/2017	35
6/2/2017	
7/10/2017	
7/11/2017	33
7/14/2017	
10/10/2017	35
10/11/2017	
6/12/2018	21.3
6/13/2018	
10/16/2018	
10/17/2018	29.4
10/18/2018	
4/1/2019	13.4
4/2/2019	
9/24/2019	13.2
3/18/2020	
3/19/2020	7.3
5/4/2020	
5/11/2020	
5/20/2020	
9/3/2020	
9/23/2020	
9/24/2020	9.2
9/25/2020	
1/28/2021	
3/24/2021	8
3/29/2021	
3/30/2021	
3/31/2021	
4/1/2021	
4/19/2021	
7/20/2021	
8/18/2021	8.5
8/19/2021	
8/20/2021	
8/23/2021	

Time Series

Constituent: Chloride (mg/L) Analysis Run 11/18/2022 2:57 AM View: Constituents View

Plant Bowen Client: Southern Company Data: Bowen AP-1

	BGWC-9
8/24/2021	
2/9/2022	
2/10/2022	8.9
2/11/2022	
2/14/2022	
2/15/2022	
2/17/2022	
7/26/2022	10.9
7/28/2022	
8/1/2022	

Time Series

Constituent: Chromium (mg/L) Analysis Run 11/18/2022 2:57 AM View: Constituents View

Plant Bowen Client: Southern Company Data: Bowen AP-1

	BGWA-2 (bg)	BGWA-29 (bg)	BGWA-33 (bg)	BGWA-47D (bg)	BGWA-48D (bg)	BGWA-6	BGWC-10	BGWC-12	BGWC-14A
6/6/2016	<0.005					<0.005			
6/7/2016							<0.005	<0.005	
8/9/2016	0.0019 (J)								
8/10/2016						0.0044 (J)			
8/11/2016									
8/12/2016								<0.005	
8/16/2016							<0.005		
8/22/2016		<0.005							
10/3/2016	<0.005								
10/4/2016		0.0013 (J)				<0.005			
10/6/2016								<0.005	
10/7/2016							<0.005		
11/29/2016	<0.005								
12/1/2016		<0.005				<0.005			
12/5/2016								<0.005	
12/6/2016							<0.005		
1/10/2017		<0.005							
2/13/2017	<0.005								
2/14/2017		<0.005				<0.005			
2/15/2017								<0.005	
2/16/2017							<0.005		
4/13/2017	0.0005 (J)					<0.005			
4/14/2017		0.0005 (J)							
4/18/2017							<0.005	<0.005	
5/25/2017	<0.005	0.0004 (J)				<0.005			
5/30/2017									
6/2/2017							<0.005	0.0003 (J)	
7/7/2017	0.0008 (J)					<0.005			
7/10/2017		0.0005 (J)							
7/12/2017							<0.005		
7/13/2017								<0.005	
7/14/2017									
3/26/2018	<0.005	<0.005							
3/27/2018							<0.005		
3/28/2018								<0.005	
2/25/2019	<0.005								
2/27/2019		<0.005							
2/28/2019							<0.005	<0.005	
4/1/2019	<0.005	<0.005						<0.005	
4/2/2019						<0.005	<0.005		
4/3/2019			<0.005						
9/23/2019	<0.005	0.00047 (J)				<0.005			
9/25/2019							<0.005	0.00055 (J)	
9/26/2019									
9/27/2019			<0.005						
2/18/2020	0.00048 (J)					<0.005			
2/19/2020		0.00053 (J)							
2/20/2020							<0.005		
2/21/2020			0.00051 (J)						
2/24/2020								<0.005	
3/18/2020	<0.005	0.00052 (J)							
3/19/2020						0.0015 (J)		0.0004 (J)	

Time Series

Constituent: Chromium (mg/L) Analysis Run 11/18/2022 2:57 AM View: Constituents View

Plant Bowen Client: Southern Company Data: Bowen AP-1

	BGWA-2 (bg)	BGWA-29 (bg)	BGWA-33 (bg)	BGWA-47D (bg)	BGWA-48D (bg)	BGWA-6	BGWC-10	BGWC-12	BGWC-14A
3/20/2020			0.0007 (J)						
3/23/2020							0.0011 (J)		
5/22/2020				0.00044 (J)					<0.005
5/25/2020					<0.005				
6/23/2020				0.00043 (J)	0.00042 (J)				<0.005
7/28/2020				<0.005	<0.005				<0.005
9/2/2020				<0.005					<0.005
9/3/2020					<0.005				
9/23/2020	<0.005	<0.005				<0.005			
9/24/2020							<0.005		
9/25/2020			0.00083 (J)					0.00058 (J)	
10/1/2020				0.0014 (J)	0.00056 (J)				<0.005
11/10/2020				0.00059 (J)	<0.005				<0.005
12/15/2020				0.00069	<0.005				<0.005
1/20/2021				0.00061 (J)	<0.005				<0.005
2/16/2021	<0.005	0.00071 (J)							
2/17/2021				0.00099 (J)	0.00069 (J)				
2/18/2021						<0.005	<0.005		0.026
2/19/2021			0.00077 (J)					<0.005	
3/23/2021		0.00059 (J)							
3/24/2021								0.00079 (J)	<0.005
3/25/2021				<0.005	<0.005				
3/26/2021	0.00071 (J)								
3/30/2021							<0.005		
3/31/2021						<0.005			
4/1/2021			0.00076 (J)						
8/16/2021	<0.005	<0.005		0.0022 (J)	<0.005	<0.005			
8/18/2021							<0.005	<0.005	<0.005
8/25/2021			<0.005						
2/9/2022	<0.005			<0.005	<0.005	<0.005			<0.005
2/10/2022		<0.005							
2/11/2022							<0.005	<0.005	
2/16/2022			<0.005						
7/26/2022	<0.005	<0.005		<0.005	<0.005	<0.005			<0.005
7/27/2022								<0.005	
7/28/2022							<0.005		
8/3/2022			<0.005						

Time Series

Constituent: Chromium (mg/L) Analysis Run 11/18/2022 2:57 AM View: Constituents View

Plant Bowen Client: Southern Company Data: Bowen AP-1

	BGWC-16
6/6/2016	
6/7/2016	<0.005
8/9/2016	
8/10/2016	
8/11/2016	<0.005
8/12/2016	
8/16/2016	
8/22/2016	
10/3/2016	
10/4/2016	
10/6/2016	
10/7/2016	<0.005
11/29/2016	
12/1/2016	
12/5/2016	
12/6/2016	<0.005
1/10/2017	
2/13/2017	
2/14/2017	
2/15/2017	
2/16/2017	<0.005
4/13/2017	
4/14/2017	
4/18/2017	<0.005
5/25/2017	
5/30/2017	<0.005
6/2/2017	
7/7/2017	
7/10/2017	
7/12/2017	
7/13/2017	
7/14/2017	<0.005
3/26/2018	
3/27/2018	<0.005
3/28/2018	
2/25/2019	<0.005
2/27/2019	
2/28/2019	
4/1/2019	
4/2/2019	<0.005
4/3/2019	
9/23/2019	
9/25/2019	
9/26/2019	<0.005
9/27/2019	
2/18/2020	
2/19/2020	
2/20/2020	<0.005
2/21/2020	
2/24/2020	
3/18/2020	
3/19/2020	0.00071 (J)

Time Series

Constituent: Chromium (mg/L) Analysis Run 11/18/2022 2:57 AM View: Constituents View

Plant Bowen Client: Southern Company Data: Bowen AP-1

	BGWC-16
3/20/2020	
3/23/2020	
5/22/2020	
5/25/2020	
6/23/2020	
7/28/2020	
9/2/2020	
9/3/2020	
9/23/2020	
9/24/2020	<0.005
9/25/2020	
10/1/2020	
11/10/2020	
12/15/2020	
1/20/2021	
2/16/2021	
2/17/2021	
2/18/2021	0.0019 (J)
2/19/2021	
3/23/2021	
3/24/2021	<0.005
3/25/2021	
3/26/2021	
3/30/2021	
3/31/2021	
4/1/2021	
8/16/2021	
8/18/2021	<0.005
8/25/2021	
2/9/2022	
2/10/2022	
2/11/2022	<0.005
2/16/2022	
7/26/2022	
7/27/2022	<0.005
7/28/2022	
8/3/2022	

Time Series

Constituent: Chromium (mg/L) Analysis Run 11/18/2022 2:57 AM View: Constituents View

Plant Bowen Client: Southern Company Data: Bowen AP-1

	BGWC-17	BGWC-18	BGWC-19	BGWC-20	BGWC-21	BGWC-22	BGWC-23	BGWC-24	BGWC-25
6/7/2016	<0.005								
6/8/2016		<0.005	<0.005	<0.005	<0.005	<0.005			<0.005
6/9/2016							<0.005	<0.005	
8/11/2016	<0.005								
8/12/2016		<0.005	<0.005	<0.005					
8/15/2016									<0.005
8/18/2016					<0.005	<0.005	<0.005	<0.005	
10/7/2016	<0.005	0.0011 (J)	<0.005						
10/10/2016				<0.005	<0.005	<0.005	<0.005	0.0009 (J)	<0.005
12/6/2016	<0.005	<0.005							
12/7/2016			<0.005	<0.005			0.002 (J)	<0.005	
12/8/2016					<0.005	<0.005			<0.005
1/23/2017									
2/7/2017									
2/16/2017	<0.005	<0.005	<0.005						
2/17/2017				<0.005	<0.005	<0.005			
2/20/2017							<0.005	<0.005	<0.005
3/27/2017									
4/17/2017									
4/19/2017	<0.005	<0.005	<0.005	<0.005	<0.005		<0.005	<0.005	
4/20/2017						<0.005			<0.005
5/22/2017									
5/30/2017	<0.005								
6/1/2017		<0.005	<0.005	<0.005	<0.005				<0.005
6/5/2017						<0.005	<0.005	<0.005	
7/11/2017									
7/14/2017	<0.005	<0.005	<0.005						
7/17/2017							<0.005	<0.005	<0.005
7/18/2017				<0.005	<0.005				
7/19/2017						<0.005			
8/23/2017									
3/26/2018									
3/27/2018	<0.005	<0.005	<0.005						
3/28/2018				<0.005	<0.005				<0.005
3/29/2018						<0.005	<0.005	<0.005	
2/27/2019	<0.005	<0.005		0.0048 (J)					
3/1/2019			<0.005			<0.005	0.0033 (J)	<0.005	<0.005
4/2/2019	0.00044 (J)	<0.005							
4/3/2019			<0.005	0.00088 (J)	<0.005	<0.005	0.00057 (J)	<0.005	
4/4/2019									<0.005
9/26/2019	<0.005	<0.005	<0.005	0.0022 (J)					
9/27/2019						<0.005	<0.005		
9/30/2019					<0.005			<0.005	0.0021 (J)
2/24/2020	<0.005	<0.005	<0.005	0.00096 (J)					
2/25/2020						<0.005	<0.005		
2/26/2020					<0.005			0.00051 (J)	<0.005
3/19/2020	0.00039 (J)								
3/20/2020		0.00046 (J)	<0.005		0.00041 (J)	<0.005			
3/23/2020				0.00091 (J)			0.00043 (J)		
3/24/2020									<0.005
3/25/2020								<0.005	
9/24/2020	<0.005	<0.005			<0.005	<0.005	<0.005		

Time Series

Constituent: Chromium (mg/L) Analysis Run 11/18/2022 2:57 AM View: Constituents View

Plant Bowen Client: Southern Company Data: Bowen AP-1

	BGWC-17	BGWC-18	BGWC-19	BGWC-20	BGWC-21	BGWC-22	BGWC-23	BGWC-24	BGWC-25
9/25/2020								0.00058 (J)	
9/28/2020			<0.005	0.0028 (J)					<0.005
2/18/2021	<0.005	<0.005	<0.005	0.00078 (J)					
2/19/2021					<0.005	<0.005	<0.005	<0.005	
2/23/2021									<0.005
3/8/2021									
3/24/2021	<0.005	0.00065 (J)							
3/25/2021									
3/26/2021			<0.005				<0.005	<0.005	<0.005
3/29/2021				0.0011 (J)	0.0025 (J)	<0.005			
8/19/2021	<0.005	<0.005							<0.005
8/20/2021			<0.005	<0.005	<0.005				
8/23/2021						<0.005	0.0015 (J)	<0.005	
2/11/2022	<0.005								
2/14/2022							<0.005		
2/15/2022						<0.005		<0.005	
2/16/2022		<0.005	<0.005	<0.005	<0.005				<0.005
7/27/2022	<0.005	<0.005	<0.005	<0.005					<0.005
7/28/2022					<0.005				
8/1/2022							<0.005		
8/2/2022						<0.005		<0.005	
10/21/2022								<0.005 (R)	

Time Series

Constituent: Chromium (mg/L) Analysis Run 11/18/2022 2:57 AM View: Constituents View

Plant Bowen Client: Southern Company Data: Bowen AP-1

	BGWC-30
6/7/2016	
6/8/2016	
6/9/2016	
8/11/2016	
8/12/2016	
8/15/2016	
8/18/2016	
10/7/2016	
10/10/2016	
12/6/2016	
12/7/2016	
12/8/2016	
1/23/2017	0.001 (J)
2/7/2017	<0.005
2/16/2017	
2/17/2017	
2/20/2017	
3/27/2017	<0.005
4/17/2017	<0.005
4/19/2017	
4/20/2017	
5/22/2017	0.0004 (J)
5/30/2017	
6/1/2017	
6/5/2017	0.0004 (J)
7/11/2017	0.0012 (J)
7/14/2017	
7/17/2017	
7/18/2017	
7/19/2017	
8/23/2017	0.0009 (J)
3/26/2018	<0.005
3/27/2018	
3/28/2018	
3/29/2018	
2/27/2019	
3/1/2019	<0.005
4/2/2019	0.00095 (J)
4/3/2019	
4/4/2019	
9/26/2019	
9/27/2019	0.00056 (J)
9/30/2019	
2/24/2020	
2/25/2020	
2/26/2020	0.00073 (J)
3/19/2020	
3/20/2020	
3/23/2020	0.00098 (J)
3/24/2020	
3/25/2020	
9/24/2020	

Time Series

Constituent: Chromium (mg/L) Analysis Run 11/18/2022 2:57 AM View: Constituents View

Plant Bowen Client: Southern Company Data: Bowen AP-1

	BGWC-30
9/25/2020	0.00087 (J)
9/28/2020	
2/18/2021	
2/19/2021	
2/23/2021	
3/8/2021	0.0011 (J)
3/24/2021	
3/25/2021	0.00082 (J)
3/26/2021	
3/29/2021	
8/19/2021	<0.005
8/20/2021	
8/23/2021	
2/11/2022	
2/14/2022	0.0014 (J)
2/15/2022	
2/16/2022	
7/27/2022	
7/28/2022	
8/1/2022	<0.005
8/2/2022	
10/21/2022	

Time Series

Constituent: Chromium (mg/L) Analysis Run 11/18/2022 2:57 AM View: Constituents View

Plant Bowen Client: Southern Company Data: Bowen AP-1

	BGWC-31	BGWC-32	BGWC-34D	BGWC-35D	BGWC-36D	BGWC-37D	BGWC-38D	BGWC-39	BGWC-40
4/2/2019					0.001 (J)				
4/4/2019	<0.005		<0.005	0.0011 (J)					
4/5/2019		<0.005							
9/24/2019	0.00064 (J)		<0.005						
9/26/2019		0.00062 (J)		0.00067 (J)					
9/27/2019					0.0006 (J)				
2/25/2020				<0.005		<0.005			
2/26/2020	<0.005				<0.005				
2/27/2020		0.00072 (J)	<0.005				0.0031 (J)	<0.005	
2/28/2020									0.00043 (J)
3/23/2020	0.0011 (J)				<0.005				
3/24/2020		0.0012 (J)	<0.005			0.00068 (J)	0.00042 (J)	0.001 (J)	
3/25/2020				<0.005					0.00058 (J)
9/2/2020							<0.005		
9/25/2020		0.00057 (J)		0.00072 (J)		0.00068 (J)			
9/28/2020	0.00056 (J)		<0.005		<0.005				
9/29/2020								<0.005	0.00082 (J)
2/19/2021			<0.005						
2/22/2021	<0.005			<0.005		<0.005		<0.005	<0.005
2/23/2021		<0.005							
3/8/2021					0.00057 (J)				
3/9/2021							<0.005		
3/25/2021					0.00057 (J)				
3/26/2021				<0.005		<0.005			
3/29/2021	<0.005						<0.005		
3/30/2021		<0.005	<0.005						0.00081 (J)
3/31/2021								<0.005	
8/19/2021							<0.005		
8/20/2021	<0.005			<0.005		<0.005			
8/23/2021					<0.005				
8/24/2021			<0.005					<0.005	<0.005
8/25/2021		0.0043 (J)							
2/14/2022					<0.005		<0.005		
2/15/2022									
2/16/2022	<0.005	<0.005	<0.005					<0.005	0.0011 (J)
2/17/2022				<0.005		<0.005			
7/28/2022	<0.005		<0.005	<0.005		<0.005			<0.005
7/29/2022		<0.005			<0.005				
8/2/2022							<0.005	<0.005	

Time Series

Constituent: Chromium (mg/L) Analysis Run 11/18/2022 2:57 AM View: Constituents View

Plant Bowen Client: Southern Company Data: Bowen AP-1

	BGWC-41D
4/2/2019	
4/4/2019	
4/5/2019	
9/24/2019	
9/26/2019	
9/27/2019	
2/25/2020	
2/26/2020	
2/27/2020	
2/28/2020	
3/23/2020	
3/24/2020	
3/25/2020	
9/2/2020	<0.005
9/25/2020	
9/28/2020	
9/29/2020	
2/19/2021	
2/22/2021	<0.005
2/23/2021	
3/8/2021	
3/9/2021	
3/25/2021	
3/26/2021	
3/29/2021	
3/30/2021	
3/31/2021	0.00068 (J)
8/19/2021	
8/20/2021	
8/23/2021	
8/24/2021	<0.005
8/25/2021	
2/14/2022	
2/15/2022	<0.005
2/16/2022	
2/17/2022	
7/28/2022	
7/29/2022	<0.005
8/2/2022	

Time Series

Constituent: Chromium (mg/L) Analysis Run 11/18/2022 2:57 AM View: Constituents View

Plant Bowen Client: Southern Company Data: Bowen AP-1

	BGWC-42D	BGWC-43D	BGWC-44D	BGWC-49D	BGWC-50D	BGWC-51	BGWC-52	BGWC-7	BGWC-8
6/6/2016									
6/7/2016									<0.005
6/8/2016								<0.005	
8/10/2016									0.0052 (J)
8/11/2016								<0.005	
10/4/2016									0.0015 (J)
10/5/2016									
10/6/2016								<0.005	
12/2/2016									0.0013 (J)
12/5/2016									
12/6/2016								<0.005	
2/14/2017									<0.005
2/15/2017								<0.005	
4/14/2017									0.0011 (J)
4/17/2017									
4/18/2017								<0.005	
5/26/2017									0.0008 (J)
6/2/2017								<0.005	
7/10/2017									0.0009 (J)
7/11/2017									
7/14/2017								<0.005	
3/26/2018									<0.005
3/27/2018								<0.005	
2/25/2019									<0.005
2/28/2019								<0.005	
4/1/2019									0.00091 (J)
4/2/2019								<0.005	
9/24/2019								0.00055 (J)	0.063
2/19/2020									0.0011 (J)
2/20/2020									
2/21/2020								<0.005	
3/18/2020									0.0014 (J)
3/19/2020								0.00061 (J)	
9/3/2020	<0.005	<0.005	<0.005						
9/23/2020									0.0013 (J)
9/24/2020									
9/25/2020								<0.005	
1/28/2021						<0.005	<0.005		
2/16/2021									0.001 (J)
2/17/2021									
2/18/2021			0.00093 (J)					<0.005	
2/22/2021	0.0011 (J)								
2/23/2021						0.0006 (J)	<0.005		
3/8/2021		<0.005							
3/24/2021									0.0013 (J)
3/29/2021		<0.005							
3/30/2021						<0.005	0.00061 (J)	0.00095 (J)	
3/31/2021			0.00094 (J)						
4/1/2021	0.00062 (J)								
4/19/2021				0.00071 (J)	<0.005				
8/18/2021			<0.005		<0.005				0.0012 (J)
8/19/2021								<0.005	

Time Series

Constituent: Chromium (mg/L) Analysis Run 11/18/2022 2:57 AM View: Constituents View

Plant Bowen Client: Southern Company Data: Bowen AP-1

	BGWC-42D	BGWC-43D	BGWC-44D	BGWC-49D	BGWC-50D	BGWC-51	BGWC-52	BGWC-7	BGWC-8
8/20/2021	<0.005								
8/23/2021		<0.005				<0.005	<0.005		
8/24/2021				<0.005					
2/9/2022			<0.005		<0.005				
2/10/2022									0.0014 (J)
2/11/2022								<0.005	
2/14/2022						<0.005	0.0013 (J)		
2/15/2022		0.0024 (J)							
2/17/2022	<0.005			<0.005					
7/26/2022			<0.005		<0.005				<0.005
7/28/2022	<0.005						<0.005	<0.005	
8/1/2022		<0.005		<0.005		<0.005			

Time Series

Constituent: Chromium (mg/L) Analysis Run 11/18/2022 2:57 AM View: Constituents View

Plant Bowen Client: Southern Company Data: Bowen AP-1

	BGWC-9
6/6/2016	<0.005
6/7/2016	
6/8/2016	
8/10/2016	
8/11/2016	<0.005
10/4/2016	
10/5/2016	0.002 (J)
10/6/2016	
12/2/2016	
12/5/2016	<0.005
12/6/2016	
2/14/2017	
2/15/2017	<0.005
4/14/2017	
4/17/2017	<0.005
4/18/2017	
5/26/2017	<0.005
6/2/2017	
7/10/2017	
7/11/2017	<0.005
7/14/2017	
3/26/2018	
3/27/2018	<0.005
2/25/2019	
2/28/2019	
4/1/2019	<0.005
4/2/2019	
9/24/2019	<0.005
2/19/2020	
2/20/2020	<0.005
2/21/2020	
3/18/2020	
3/19/2020	<0.005
9/3/2020	
9/23/2020	
9/24/2020	<0.005
9/25/2020	
1/28/2021	
2/16/2021	
2/17/2021	<0.005
2/18/2021	
2/22/2021	
2/23/2021	
3/8/2021	
3/24/2021	<0.005
3/29/2021	
3/30/2021	
3/31/2021	
4/1/2021	
4/19/2021	
8/18/2021	<0.005
8/19/2021	

Time Series

Constituent: Chromium (mg/L) Analysis Run 11/18/2022 2:57 AM View: Constituents View

Plant Bowen Client: Southern Company Data: Bowen AP-1

	BGWC-9
8/20/2021	
8/23/2021	
8/24/2021	
2/9/2022	
2/10/2022	<0.005
2/11/2022	
2/14/2022	
2/15/2022	
2/17/2022	
7/26/2022	<0.005
7/28/2022	
8/1/2022	

Time Series

Constituent: Cobalt (mg/L) Analysis Run 11/18/2022 2:57 AM View: Constituents View

Plant Bowen Client: Southern Company Data: Bowen AP-1

	BGWA-2 (bg)	BGWA-29 (bg)	BGWA-33 (bg)	BGWA-47D (bg)	BGWA-48D (bg)	BGWA-6	BGWC-10	BGWC-12	BGWC-14A
6/6/2016	<0.005					<0.005			
6/7/2016							<0.005	<0.005	
8/9/2016	0.0005 (J)								
8/10/2016						0.0006 (J)			
8/11/2016									
8/12/2016								<0.005	
8/16/2016							<0.005		
8/22/2016		<0.005							
10/3/2016	<0.005								
10/4/2016		<0.005				<0.005			
10/6/2016								<0.005	
10/7/2016							<0.005		
11/29/2016	<0.005								
12/1/2016		<0.005				<0.005			
12/5/2016								0.0006 (J)	
12/6/2016							<0.005		
1/10/2017		<0.005							
2/13/2017	<0.005								
2/14/2017		<0.005				<0.005			
2/15/2017								<0.005	
2/16/2017							<0.005		
4/13/2017	<0.005					<0.005			
4/14/2017		<0.005							
4/18/2017							<0.005	<0.005	
5/25/2017	<0.005	<0.005				<0.005			
5/30/2017									
6/2/2017							<0.005	<0.005	
7/7/2017	<0.005					<0.005			
7/10/2017		<0.005							
7/12/2017							<0.005		
7/13/2017								0.0003 (J)	
7/14/2017									
3/26/2018	<0.005	<0.005							
3/27/2018							<0.005		
3/28/2018								<0.005	
6/12/2018	<0.005	<0.005							
6/14/2018							<0.005	<0.005	
10/16/2018	<0.005	<0.005				0.00094 (J)			
10/17/2018								<0.005	
10/18/2018							<0.005		
2/25/2019	<0.005								
2/27/2019		<0.005							
2/28/2019							<0.005	<0.005	
4/1/2019	0.00014 (J)	<0.005						0.00034 (J)	
4/2/2019						0.00016 (J)	0.00027 (J)		
4/3/2019			0.00011 (J)						
5/2/2019	<0.005								
9/23/2019	0.00047 (J)	<0.005				0.00042 (J)			
9/25/2019							0.00056 (J)	0.0004 (J)	
9/26/2019									
9/27/2019			<0.005						
2/18/2020	<0.005					0.00032 (J)			

Time Series

Constituent: Cobalt (mg/L) Analysis Run 11/18/2022 2:57 AM View: Constituents View

Plant Bowen Client: Southern Company Data: Bowen AP-1

	BGWA-2 (bg)	BGWA-29 (bg)	BGWA-33 (bg)	BGWA-47D (bg)	BGWA-48D (bg)	BGWA-6	BGWC-10	BGWC-12	BGWC-14A
2/19/2020		<0.005							
2/20/2020							<0.005		
2/21/2020			<0.005						
2/24/2020								0.00034 (J)	
3/18/2020	<0.005	<0.005							
3/19/2020						<0.005		0.00035 (J)	
3/20/2020			<0.005						
3/23/2020							0.00031 (J)		
5/22/2020				<0.005					0.00041 (J)
5/25/2020					<0.005				
6/23/2020				0.00031 (J)	<0.005				<0.005
7/28/2020				<0.005	0.00064 (J)				<0.005
9/2/2020				<0.005					0.001 (J)
9/3/2020					<0.005				
9/23/2020	<0.005	<0.005				<0.005			
9/24/2020							<0.005		
9/25/2020			<0.005					0.00049 (J)	
10/1/2020				<0.005	0.00039 (J)				0.0018 (J)
11/10/2020				<0.005	<0.005				0.0016 (J)
12/15/2020				<0.005	<0.005				0.0018
1/20/2021				<0.005	<0.005				0.0019 (J)
2/16/2021	<0.005	<0.005							
2/17/2021				<0.005	<0.005				
2/18/2021						<0.005	<0.005		0.0013 (J)
2/19/2021			<0.005					0.00066 (J)	
3/23/2021		<0.005							
3/24/2021								0.00048 (J)	<0.005
3/25/2021				<0.005	<0.005				
3/26/2021	<0.005								
3/30/2021							0.00052 (J)		
3/31/2021						0.00094 (J)			
4/1/2021			<0.005						
8/16/2021	<0.005	<0.005		<0.005	<0.005	0.00052 (J)			
8/18/2021							0.00042 (J)	0.00085 (J)	0.0034 (J)
8/25/2021			<0.005						
2/9/2022	<0.005			<0.005	<0.005	0.0005 (J)			<0.005
2/10/2022		<0.005							
2/11/2022							0.00047 (J)	0.00057 (J)	
2/16/2022			<0.005						
7/26/2022	<0.005	<0.005		<0.005	<0.005	<0.005			0.003 (J)
7/27/2022								<0.005	
7/28/2022							0.00058 (J)		
8/3/2022			<0.005						

Time Series

Constituent: Cobalt (mg/L) Analysis Run 11/18/2022 2:57 AM View: Constituents View

Plant Bowen Client: Southern Company Data: Bowen AP-1

	BGWC-16
6/6/2016	
6/7/2016	0.0037
8/9/2016	
8/10/2016	
8/11/2016	0.0039 (J)
8/12/2016	
8/16/2016	
8/22/2016	
10/3/2016	
10/4/2016	
10/6/2016	
10/7/2016	0.0043 (J)
11/29/2016	
12/1/2016	
12/5/2016	
12/6/2016	0.005 (J)
1/10/2017	
2/13/2017	
2/14/2017	
2/15/2017	
2/16/2017	0.0054 (J)
4/13/2017	
4/14/2017	
4/18/2017	0.0054 (J)
5/25/2017	
5/30/2017	0.0045 (J)
6/2/2017	
7/7/2017	
7/10/2017	
7/12/2017	
7/13/2017	
7/14/2017	0.0049 (J)
3/26/2018	
3/27/2018	<0.005
3/28/2018	
6/12/2018	0.0048 (J)
6/14/2018	
10/16/2018	
10/17/2018	
10/18/2018	0.0047 (J)
2/25/2019	0.0071 (J)
2/27/2019	
2/28/2019	
4/1/2019	
4/2/2019	0.0056 (J)
4/3/2019	
5/2/2019	
9/23/2019	
9/25/2019	
9/26/2019	0.0093
9/27/2019	
2/18/2020	

Time Series

Constituent: Cobalt (mg/L) Analysis Run 11/18/2022 2:57 AM View: Constituents View

Plant Bowen Client: Southern Company Data: Bowen AP-1

	BGWC-16
2/19/2020	
2/20/2020	0.0092
2/21/2020	
2/24/2020	
3/18/2020	
3/19/2020	0.0089
3/20/2020	
3/23/2020	
5/22/2020	
5/25/2020	
6/23/2020	
7/28/2020	
9/2/2020	
9/3/2020	
9/23/2020	
9/24/2020	0.0095
9/25/2020	
10/1/2020	
11/10/2020	
12/15/2020	
1/20/2021	
2/16/2021	
2/17/2021	
2/18/2021	0.0088
2/19/2021	
3/23/2021	
3/24/2021	0.0078
3/25/2021	
3/26/2021	
3/30/2021	
3/31/2021	
4/1/2021	
8/16/2021	
8/18/2021	0.0098
8/25/2021	
2/9/2022	
2/10/2022	
2/11/2022	0.0097
2/16/2022	
7/26/2022	
7/27/2022	0.012
7/28/2022	
8/3/2022	

Time Series

Constituent: Cobalt (mg/L) Analysis Run 11/18/2022 2:57 AM View: Constituents View

Plant Bowen Client: Southern Company Data: Bowen AP-1

	BGWC-17	BGWC-18	BGWC-19	BGWC-20	BGWC-21	BGWC-22	BGWC-23	BGWC-24	BGWC-25
6/7/2016	<0.005								
6/8/2016		0.00071 (J)	<0.005	<0.005	0.00041 (J)	0.0079			<0.005
6/9/2016							<0.005	0.0026	
8/11/2016	<0.005								
8/12/2016		0.0006 (J)	<0.005	<0.005					
8/15/2016									<0.005
8/18/2016					<0.005	0.0109	<0.005	0.0021 (J)	
10/7/2016	<0.005	0.0005 (J)	<0.005						
10/10/2016				<0.005	<0.005	0.011	<0.005	0.0018 (J)	<0.005
12/6/2016	<0.005	0.0009 (J)							
12/7/2016			<0.005	0.0008 (J)			0.0015 (J)	0.0018 (J)	
12/8/2016					0.0006 (J)	0.013			0.0006 (J)
1/23/2017									
2/7/2017									
2/16/2017	<0.005	<0.005	<0.005						
2/17/2017				<0.005	<0.005	0.0122			
2/20/2017							<0.005	0.0027 (J)	<0.005
3/27/2017									
4/17/2017									
4/19/2017	<0.005	<0.005	<0.005	<0.005	<0.005		<0.005	0.0032 (J)	
4/20/2017						0.0116			<0.005
5/22/2017									
5/30/2017	<0.005								
6/1/2017		<0.005	<0.005	<0.005	<0.005				<0.005
6/5/2017						0.0112	<0.005	0.0034 (J)	
7/11/2017									
7/14/2017	<0.005	<0.005	<0.005						
7/17/2017							<0.005	0.0033 (J)	<0.005
7/18/2017				<0.005	0.0004 (J)				
7/19/2017						0.0131			
8/23/2017									
3/26/2018									
3/27/2018	<0.005	<0.005	<0.005						
3/28/2018				<0.005	<0.005				<0.005
3/29/2018						0.016	<0.005	<0.005	
6/13/2018				<0.005			<0.005	0.0039 (J)	
6/14/2018	<0.005	<0.005			<0.005	0.017			<0.005
6/15/2018			<0.005						
10/17/2018	<0.005								
10/18/2018		<0.005							
10/19/2018			<0.005		<0.005				
10/22/2018				<0.005		0.021	<0.005	0.0043 (J)	<0.005
2/27/2019	<0.005	<0.005		<0.005					
3/1/2019			<0.005			0.017	<0.005	0.0055 (J)	<0.005
4/2/2019	0.00015 (J)	0.00012 (J)							
4/3/2019			7.2E-05 (J)	0.00024 (J)	0.00064 (J)	0.019	0.00058 (J)	0.0048 (J)	
4/4/2019									0.00022 (J)
5/2/2019						0.023 (J)			
9/26/2019	<0.005	<0.005	<0.005	<0.005					
9/27/2019						0.027	0.00034 (J)		
9/30/2019					0.0004 (J)			0.0048 (J)	<0.005
2/24/2020	<0.005	<0.005	<0.005	<0.005					

Time Series

Constituent: Cobalt (mg/L) Analysis Run 11/18/2022 2:57 AM View: Constituents View

Plant Bowen Client: Southern Company Data: Bowen AP-1

	BGWC-17	BGWC-18	BGWC-19	BGWC-20	BGWC-21	BGWC-22	BGWC-23	BGWC-24	BGWC-25
2/25/2020						0.017	0.00046 (J)		
2/26/2020					0.00037 (J)			0.0045 (J)	<0.005
3/19/2020	<0.005								
3/20/2020		<0.005	<0.005		<0.005	0.02			
3/23/2020				0.00036 (J)			0.0004 (J)		
3/24/2020									<0.005
3/25/2020								0.0037 (J)	
9/24/2020	<0.005	<0.005			0.00098 (J)	0.041	<0.005		
9/25/2020								0.0038 (J)	
9/28/2020			<0.005	<0.005					<0.005
2/18/2021	<0.005	<0.005	<0.005	<0.005					
2/19/2021					0.0013 (J)	0.032	0.00044 (J)	0.0042 (J)	
2/23/2021									<0.005
3/8/2021									
3/24/2021	<0.005	<0.005							
3/25/2021									
3/26/2021			<0.005				<0.005	<0.005	<0.005
3/29/2021				<0.005	0.00069 (J)	0.029 (J)			
7/19/2021						0.039	<0.005	0.0034 (J)	
7/20/2021									
8/19/2021	<0.005	<0.005							<0.005
8/20/2021			<0.005	<0.005	0.00058 (J)				
8/23/2021						0.029	0.00047 (J)	0.0062	
11/1/2021						0.04	<0.005	0.0038 (J)	
2/11/2022	<0.005								
2/14/2022							<0.005		
2/15/2022						0.03		0.0037 (J)	
2/16/2022		<0.005	<0.005	<0.005	0.0021 (J)				<0.005
7/27/2022	<0.005	<0.005	<0.005	<0.005					<0.005
7/28/2022					0.0027 (J)				
8/1/2022							<0.005		
8/2/2022						0.034		<0.005	
10/21/2022								0.0026 (J)	

Time Series

Constituent: Cobalt (mg/L) Analysis Run 11/18/2022 2:57 AM View: Constituents View

Plant Bowen Client: Southern Company Data: Bowen AP-1

	BGWC-30
6/7/2016	
6/8/2016	
6/9/2016	
8/11/2016	
8/12/2016	
8/15/2016	
8/18/2016	
10/7/2016	
10/10/2016	
12/6/2016	
12/7/2016	
12/8/2016	
1/23/2017	0.0012 (J)
2/7/2017	0.0008 (J)
2/16/2017	
2/17/2017	
2/20/2017	
3/27/2017	0.001 (J)
4/17/2017	0.0009 (J)
4/19/2017	
4/20/2017	
5/22/2017	0.0008 (J)
5/30/2017	
6/1/2017	
6/5/2017	0.0008 (J)
7/11/2017	0.0008 (J)
7/14/2017	
7/17/2017	
7/18/2017	
7/19/2017	
8/23/2017	0.0006 (J)
3/26/2018	<0.005
3/27/2018	
3/28/2018	
3/29/2018	
6/13/2018	
6/14/2018	
6/15/2018	<0.005
10/17/2018	
10/18/2018	
10/19/2018	
10/22/2018	<0.005
2/27/2019	
3/1/2019	<0.005
4/2/2019	0.00022 (J)
4/3/2019	
4/4/2019	
5/2/2019	
9/26/2019	
9/27/2019	<0.005
9/30/2019	
2/24/2020	

Time Series

Constituent: Cobalt (mg/L) Analysis Run 11/18/2022 2:57 AM View: Constituents View

Plant Bowen Client: Southern Company Data: Bowen AP-1

	BGWC-30
2/25/2020	
2/26/2020	<0.005
3/19/2020	
3/20/2020	
3/23/2020	<0.005
3/24/2020	
3/25/2020	
9/24/2020	
9/25/2020	<0.005
9/28/2020	
2/18/2021	
2/19/2021	
2/23/2021	
3/8/2021	<0.005
3/24/2021	
3/25/2021	<0.005
3/26/2021	
3/29/2021	
7/19/2021	
7/20/2021	<0.005
8/19/2021	0.002 (J)
8/20/2021	
8/23/2021	
11/1/2021	<0.005
2/11/2022	
2/14/2022	<0.005
2/15/2022	
2/16/2022	
7/27/2022	
7/28/2022	
8/1/2022	<0.005
8/2/2022	
10/21/2022	

Time Series

Constituent: Cobalt (mg/L) Analysis Run 11/18/2022 2:57 AM View: Constituents View

Plant Bowen Client: Southern Company Data: Bowen AP-1

	BGWC-31	BGWC-32	BGWC-34D	BGWC-35D	BGWC-36D	BGWC-37D	BGWC-38D	BGWC-39	BGWC-40
10/17/2018					0.00057 (J)				
10/18/2018	0.00079 (J)								
10/19/2018			0.0012 (J)						
10/22/2018		0.0037 (J)		<0.005					
4/2/2019					0.0011 (J)				
4/4/2019	0.00051 (J)		0.00042 (J)	0.0011 (J)					
4/5/2019		0.011							
5/3/2019		0.0078 (J)							
9/24/2019	0.00041 (J)		<0.005						
9/26/2019		0.01		0.0019 (J)					
9/27/2019					0.0009 (J)				
11/15/2019		0.0077							
12/13/2019								0.0033 (J)	
2/25/2020				0.0011 (J)		0.0015 (J)			
2/26/2020	0.00031 (J)				0.00058 (J)				
2/27/2020		0.00095 (J)	<0.005				0.014	0.00047 (J)	
2/28/2020									0.00049 (J)
3/23/2020	0.00036 (J)				0.00049 (J)				
3/24/2020		0.0037 (J)	0.00039 (J)			0.0019 (J)	0.0065	<0.005	
3/25/2020				0.00046 (J)					0.00056 (J)
9/2/2020							0.0043 (J)		
9/25/2020		0.0081		0.00082 (J)		0.0011 (J)			
9/28/2020	0.00046 (J)		0.00048 (J)		0.00038 (J)				
9/29/2020								0.00061 (J)	0.00044 (J)
2/19/2021			0.00057 (J)						
2/22/2021	<0.005			0.0011 (J)		0.0007 (J)		<0.005	0.0006 (J)
2/23/2021		0.0062							
3/8/2021					<0.005				
3/9/2021							0.0014 (J)		
3/25/2021					<0.005				
3/26/2021				0.0015 (J)		0.0011 (J)			
3/29/2021	<0.005						0.0015 (J)		
3/30/2021		0.0014 (J)	0.00065 (J)						0.00052 (J)
3/31/2021								<0.005	
8/19/2021							0.004 (J)		
8/20/2021	<0.005			0.0018 (J)		0.00088 (J)			
8/23/2021					<0.005				
8/24/2021			0.00085 (J)					<0.005	0.00061 (J)
8/25/2021		0.0018 (J)							
11/1/2021							0.0033 (J)		
2/14/2022					<0.005		0.0019 (J)		
2/15/2022									
2/16/2022	<0.005	<0.005	0.001 (J)					<0.005	0.00052 (J)
2/17/2022				0.0024 (J)		0.00056 (J)			
7/28/2022	<0.005		0.0012 (J)	0.0038 (J)		<0.005			0.00042 (J)
7/29/2022		0.0022 (J)			<0.005				
8/2/2022							0.0019 (J)	<0.005	

Time Series

Constituent: Cobalt (mg/L) Analysis Run 11/18/2022 2:57 AM View: Constituents View

Plant Bowen Client: Southern Company Data: Bowen AP-1

	BGWC-41D
10/17/2018	
10/18/2018	
10/19/2018	
10/22/2018	
4/2/2019	
4/4/2019	
4/5/2019	
5/3/2019	
9/24/2019	
9/26/2019	
9/27/2019	
11/15/2019	
12/13/2019	
2/25/2020	
2/26/2020	
2/27/2020	
2/28/2020	
3/23/2020	
3/24/2020	
3/25/2020	
9/2/2020	0.00075 (J)
9/25/2020	
9/28/2020	
9/29/2020	
2/19/2021	
2/22/2021	0.00053 (J)
2/23/2021	
3/8/2021	
3/9/2021	
3/25/2021	
3/26/2021	
3/29/2021	
3/30/2021	
3/31/2021	<0.005
8/19/2021	
8/20/2021	
8/23/2021	
8/24/2021	0.00044 (J)
8/25/2021	
11/1/2021	
2/14/2022	
2/15/2022	<0.005
2/16/2022	
2/17/2022	
7/28/2022	
7/29/2022	0.0004 (J)
8/2/2022	

Time Series

Constituent: Cobalt (mg/L) Analysis Run 11/18/2022 2:57 AM View: Constituents View

Plant Bowen Client: Southern Company Data: Bowen AP-1

	BGWC-42D	BGWC-43D	BGWC-44D	BGWC-49D	BGWC-50D	BGWC-51	BGWC-52	BGWC-7	BGWC-8
6/6/2016									
6/7/2016									0.00013 (J)
6/8/2016								0.00081 (J)	
8/10/2016									0.0003 (J)
8/11/2016								0.0007 (J)	
10/4/2016									<0.005
10/5/2016									
10/6/2016								<0.005	
12/2/2016									<0.005
12/5/2016									
12/6/2016								0.0009 (J)	
2/14/2017									<0.005
2/15/2017								<0.005	
4/14/2017									<0.005
4/17/2017									
4/18/2017								0.0005 (J)	
5/26/2017									<0.005
6/2/2017								0.0006 (J)	
7/10/2017									<0.005
7/11/2017									
7/14/2017								0.0006 (J)	
3/26/2018									<0.005
3/27/2018								<0.005	
6/12/2018									<0.005
6/13/2018								0.00068 (J)	
10/16/2018									<0.005
10/17/2018									
10/18/2018								<0.005	
2/25/2019									<0.005
2/28/2019								0.00067 (J)	
4/1/2019									5.6E-05 (J)
4/2/2019								0.00094 (J)	
9/24/2019								0.00078 (J)	0.0012 (J)
2/19/2020									<0.005
2/20/2020									
2/21/2020								0.00081 (J)	
3/18/2020									<0.005
3/19/2020								0.00091 (J)	
9/3/2020	<0.005	0.002 (J)	<0.005						
9/23/2020									<0.005
9/24/2020									
9/25/2020								0.00077 (J)	
1/28/2021						<0.005	0.0048 (J)		
2/16/2021									<0.005
2/17/2021									
2/18/2021			<0.005					0.00074 (J)	
2/22/2021	<0.005								
2/23/2021						<0.005	0.0033 (J)		
3/8/2021		0.0043 (J)							
3/24/2021									<0.005
3/29/2021		0.0057							
3/30/2021						<0.005	0.0031 (J)	0.00085 (J)	

Time Series

Constituent: Cobalt (mg/L) Analysis Run 11/18/2022 2:57 AM View: Constituents View

Plant Bowen Client: Southern Company Data: Bowen AP-1

	BGWC-42D	BGWC-43D	BGWC-44D	BGWC-49D	BGWC-50D	BGWC-51	BGWC-52	BGWC-7	BGWC-8
3/31/2021			<0.005						
4/1/2021	<0.005								
4/19/2021				0.00079 (J)	0.0013 (J)				
7/20/2021		0.0057							
8/18/2021			<0.005		0.0016 (J)				<0.005
8/19/2021								0.0008 (J)	
8/20/2021	<0.005								
8/23/2021		0.0051				<0.005	0.0036 (J)		
8/24/2021				0.001 (J)					
2/9/2022			<0.005		0.00079 (J)				
2/10/2022									<0.005
2/11/2022								0.00068 (J)	
2/14/2022						<0.005	0.00044 (J)		
2/15/2022		0.0038 (J)							
2/17/2022	<0.005			0.00088 (J)					
7/26/2022			<0.005		0.00072 (J)				<0.005
7/28/2022	<0.005						0.00082 (J)	0.00074 (J)	
8/1/2022		0.0024 (J)		0.00065 (J)		<0.005			

Time Series

Constituent: Cobalt (mg/L) Analysis Run 11/18/2022 2:57 AM View: Constituents View

Plant Bowen Client: Southern Company Data: Bowen AP-1

	BGWC-9
6/6/2016	<0.005
6/7/2016	
6/8/2016	
8/10/2016	
8/11/2016	0.0003 (J)
10/4/2016	
10/5/2016	<0.005
10/6/2016	
12/2/2016	
12/5/2016	0.0006 (J)
12/6/2016	
2/14/2017	
2/15/2017	<0.005
4/14/2017	
4/17/2017	<0.005
4/18/2017	
5/26/2017	<0.005
6/2/2017	
7/10/2017	
7/11/2017	<0.005
7/14/2017	
3/26/2018	
3/27/2018	<0.005
6/12/2018	<0.005
6/13/2018	
10/16/2018	
10/17/2018	<0.005
10/18/2018	
2/25/2019	
2/28/2019	
4/1/2019	0.00024 (J)
4/2/2019	
9/24/2019	<0.005
2/19/2020	
2/20/2020	<0.005
2/21/2020	
3/18/2020	
3/19/2020	<0.005
9/3/2020	
9/23/2020	
9/24/2020	<0.005
9/25/2020	
1/28/2021	
2/16/2021	
2/17/2021	<0.005
2/18/2021	
2/22/2021	
2/23/2021	
3/8/2021	
3/24/2021	<0.005
3/29/2021	
3/30/2021	

Time Series

Constituent: Cobalt (mg/L) Analysis Run 11/18/2022 2:57 AM View: Constituents View

Plant Bowen Client: Southern Company Data: Bowen AP-1

	BGWC-9
3/31/2021	
4/1/2021	
4/19/2021	
7/20/2021	
8/18/2021	<0.005
8/19/2021	
8/20/2021	
8/23/2021	
8/24/2021	
2/9/2022	
2/10/2022	<0.005
2/11/2022	
2/14/2022	
2/15/2022	
2/17/2022	
7/26/2022	<0.005
7/28/2022	
8/1/2022	

Time Series

Constituent: Combined Radium 226 + 228 (pCi/L) Analysis Run 11/18/2022 2:57 AM View: Constituents View

Plant Bowen Client: Southern Company Data: Bowen AP-1

	BGWA-2 (bg)	BGWA-29 (bg)	BGWA-33 (bg)	BGWA-47D (bg)	BGWA-48D (bg)	BGWA-6	BGWC-10	BGWC-12	BGWC-14A
6/6/2016	0.838					0.239 (U)			
6/7/2016							0.616	0.024 (U)	
8/9/2016	1.18								
8/10/2016						1.19			
8/11/2016									
8/12/2016								0.849	
8/16/2016							1.08		
8/22/2016		0.356 (U)							
10/3/2016	0.815 (U)								
10/4/2016		0.0834 (U)				0.231 (U)			
10/6/2016								1.57	
10/7/2016							2.82		
11/29/2016	0.887 (U)								
12/1/2016		0.208 (U)				0.428 (U)			
12/5/2016								0.956	
12/6/2016							0.719 (U)		
1/10/2017		0.024 (U)							
2/13/2017	0.869 (U)								
2/14/2017		0.105 (U)				0.36 (U)			
2/15/2017								0.229 (U)	
2/16/2017							0.966 (U)		
4/13/2017	1.21 (U)					0.387 (U)			
4/14/2017		0.803 (U)							
4/18/2017							1.01 (U)	0.0114 (U)	
5/25/2017	1.54	0.569 (U)				0.123 (U)			
5/30/2017									
6/2/2017							1.13 (U)	0.375 (U)	
7/7/2017	1.45					0.876 (U)			
7/10/2017		0.589 (U)							
7/12/2017							1.29		
7/13/2017								0.636 (U)	
7/14/2017									
3/26/2018	0.529 (U)	0.513 (U)							
3/27/2018							0.779 (U)		
3/28/2018								0.36 (U)	
6/12/2018	0.945 (U)	0.516 (U)							
6/14/2018							1.22 (U)	0.316 (U)	
10/16/2018	0.57 (U)	0.146 (U)				0.881 (U)			
10/17/2018								0.326 (U)	
10/18/2018							0.841 (U)		
2/25/2019	1.43								
2/27/2019		0.941 (U)							
2/28/2019							1.88	1.04	
4/1/2019	1.44 (U)	0.66 (U)						0.328 (U)	
4/2/2019						0.64 (U)	1.21 (U)		
4/3/2019			0.69 (U)						
9/23/2019	1.82	1.25				1.13			
9/25/2019							0.816 (U)	0.649 (U)	
9/26/2019									
10/4/2019			1.02 (U)						
2/18/2020	1.33					0.373 (U)			
2/19/2020		1.28							

Time Series

Constituent: Combined Radium 226 + 228 (pCi/L) Analysis Run 11/18/2022 2:57 AM View: Constituents View

Plant Bowen Client: Southern Company Data: Bowen AP-1

	BGWA-2 (bg)	BGWA-29 (bg)	BGWA-33 (bg)	BGWA-47D (bg)	BGWA-48D (bg)	BGWA-6	BGWC-10	BGWC-12	BGWC-14A
2/20/2020							1.47 (U)		
2/21/2020			0.504 (U)						
2/24/2020								0.455 (U)	
3/18/2020	1.31 (U)	1.2 (U)							
3/19/2020						0.431 (U)		0.838 (U)	
3/20/2020			0.6 (U)						
3/23/2020							1.69		
5/22/2020				1.21 (U)					1.82
5/25/2020					1.21 (U)				
6/23/2020				0.955 (U)	1.44				1.05 (U)
7/28/2020				1.59	0.592 (U)				1.71
9/2/2020				0.59 (U)					0.0158 (U)
9/3/2020					1.06 (U)				
9/23/2020	1.43	0.53 (U)				0.293 (U)			
9/24/2020							1.19 (U)		
9/25/2020								0.818 (U)	
9/28/2020			0.963 (U)						
10/1/2020				0.754 (U)	0.597 (U)				1.19 (U)
11/10/2020				0.403 (U)	0.188 (U)				0.675 (U)
12/15/2020				0.263 (U)	0.464 (U)				1.26
1/20/2021				0.669 (U)	1.33 (U)				0.701 (U)
2/16/2021	0.938 (U)	0.344 (U)							
2/17/2021				0.537 (U)	1.1 (U)				
2/18/2021						0.232 (U)	1.52		1
2/19/2021			1.11					0.608 (U)	
3/23/2021		0.322 (U)							
3/24/2021								0.369 (U)	1.1 (U)
3/25/2021				1.15 (U)	1.08 (U)				
3/26/2021	1.03 (U)								
3/30/2021							1.51 (U)		
3/31/2021						0.301 (U)			
4/1/2021			0.58 (U)						
8/16/2021	0.684 (U)	0.539 (U)		0.536 (U)	0.0949 (U)	0.813 (U)			
8/18/2021							1.26	0.19 (U)	0.721 (U)
8/25/2021			0.377 (U)						
2/9/2022	0.264 (U)			0.539 (U)	0.504 (U)	0.296 (U)			0.355 (U)
2/10/2022		0.181 (U)							
2/11/2022							1.01 (U)	0.288 (U)	
2/16/2022			0.54 (U)						
7/26/2022	1.53	0.634 (U)		1.51	1.27 (U)	1.15 (U)			0.659 (U)
7/27/2022								0.705 (U)	
7/28/2022							1.18 (U)		

Time Series

Constituent: Combined Radium 226 + 228 (pCi/L) Analysis Run 11/18/2022 2:57 AM View: Constituents View

Plant Bowen Client: Southern Company Data: Bowen AP-1

	BGWC-16
6/6/2016	
6/7/2016	0.284 (U)
8/9/2016	
8/10/2016	
8/11/2016	1.71
8/12/2016	
8/16/2016	
8/22/2016	
10/3/2016	
10/4/2016	
10/6/2016	
10/7/2016	0.485 (U)
11/29/2016	
12/1/2016	
12/5/2016	
12/6/2016	1.22
1/10/2017	
2/13/2017	
2/14/2017	
2/15/2017	
2/16/2017	0.19 (U)
4/13/2017	
4/14/2017	
4/18/2017	0.52 (U)
5/25/2017	
5/30/2017	1.21 (U)
6/2/2017	
7/7/2017	
7/10/2017	
7/12/2017	
7/13/2017	
7/14/2017	0.526 (U)
3/26/2018	
3/27/2018	1.34
3/28/2018	
6/12/2018	0.732 (U)
6/14/2018	
10/16/2018	
10/17/2018	
10/18/2018	0.522 (U)
2/25/2019	1.08
2/27/2019	
2/28/2019	
4/1/2019	
4/2/2019	1.73
4/3/2019	
9/23/2019	
9/25/2019	
9/26/2019	1.45
10/4/2019	
2/18/2020	
2/19/2020	

Time Series

Constituent: Combined Radium 226 + 228 (pCi/L) Analysis Run 11/18/2022 2:57 AM View: Constituents View

Plant Bowen Client: Southern Company Data: Bowen AP-1

	BGWC-16
2/20/2020	1.22 (U)
2/21/2020	
2/24/2020	
3/18/2020	
3/19/2020	1.63
3/20/2020	
3/23/2020	
5/22/2020	
5/25/2020	
6/23/2020	
7/28/2020	
9/2/2020	
9/3/2020	
9/23/2020	
9/24/2020	0.469 (U)
9/25/2020	
9/28/2020	
10/1/2020	
11/10/2020	
12/15/2020	
1/20/2021	
2/16/2021	
2/17/2021	
2/18/2021	0.721 (U)
2/19/2021	
3/23/2021	
3/24/2021	0.92 (U)
3/25/2021	
3/26/2021	
3/30/2021	
3/31/2021	
4/1/2021	
8/16/2021	
8/18/2021	1.05
8/25/2021	
2/9/2022	
2/10/2022	
2/11/2022	1.03
2/16/2022	
7/26/2022	
7/27/2022	0.917 (U)
7/28/2022	

Time Series

Constituent: Combined Radium 226 + 228 (pCi/L) Analysis Run 11/18/2022 2:57 AM View: Constituents View

Plant Bowen Client: Southern Company Data: Bowen AP-1

	BGWC-17	BGWC-18	BGWC-19	BGWC-20	BGWC-21	BGWC-22	BGWC-23	BGWC-24	BGWC-25
6/7/2016	0.135 (U)								
6/8/2016		0.406	0.264 (U)	0.863 (U)	0.573	1.53			0.314 (U)
6/9/2016							0.704	2.13	
8/11/2016	0.808								
8/12/2016		1.39	1.18	1.74					
8/15/2016									1.2
8/18/2016					0.44 (U)	2.47	1.88	2.67	
10/7/2016	0.874 (U)	0.451 (U)	1.97						
10/10/2016				0.944 (U)	0.933 (U)	2.11	1.48	3.46	1.03 (U)
12/6/2016	0.131 (U)	0.516 (U)							
12/7/2016			1.31 (U)	2.29			2.61	1.65	
12/8/2016					1.02 (U)	2.64			1.47 (U)
1/23/2017									
2/7/2017									
2/16/2017	0.471 (U)	0.172 (U)	0.35 (U)						
2/17/2017				1.35 (U)	0.193 (U)	1.34			
2/20/2017							0.884 (U)	2.68	0.547 (U)
4/17/2017									
4/19/2017	0.65 (U)	0.704 (U)	0.974 (U)	1.48	0.488 (U)		0.948 (U)	3.81	
4/20/2017						2.35			0.0595 (U)
5/22/2017									
5/30/2017	0.65 (U)								
6/1/2017		0.493 (U)	0.332 (U)	1.61	0.837 (U)				0.67 (U)
6/5/2017						1.6	1.33	2.86	
7/11/2017									
7/14/2017	0.592 (U)	0.547 (U)	1.27						
7/17/2017							1.04	2.87	1.25 (U)
7/18/2017					0.498 (U)				
7/19/2017				1.626		1.76			
8/23/2017									
3/26/2018									
3/27/2018	0.551 (U)	0.569 (U)	0.169 (U)						
3/28/2018				0.97 (U)	0.864 (U)				0.507 (U)
3/29/2018						2.43	1.65	2.79	
6/13/2018				0.686 (U)			0.983 (U)	2.19	
6/14/2018	0.638 (U)	0.989 (U)			0.583 (U)	2.14			0.721 (U)
6/15/2018			0.625 (U)						
10/17/2018	0.555 (U)								
10/18/2018		0.875 (U)							
10/19/2018			0.784 (U)		0.982 (U)				
10/22/2018				0.559 (U)		1.43	1.21	2.18	0.741 (U)
2/27/2019	1.57	1.12		1.24					
3/1/2019			0.989 (U)			3.32	2.24	3.37	0.634 (U)
4/2/2019	0.71 (U)	0.814 (U)							
4/3/2019			0.98 (U)	0.567 (U)	0.532 (U)	2.48	2.86	3.6	
4/4/2019									0.346 (U)
9/26/2019	1.17 (U)	0.973 (U)	1.16	0.662 (U)					
9/27/2019						2.83	2.28		
9/30/2019					1.16 (U)			2.73	0.953 (U)
2/24/2020	1.17	1.07	1.19	1.38					
2/25/2020						1.7	2.49		
2/26/2020					1.08 (U)			2.4	1.16

Time Series

Constituent: Combined Radium 226 + 228 (pCi/L) Analysis Run 11/18/2022 2:57 AM View: Constituents View

Plant Bowen Client: Southern Company Data: Bowen AP-1

	BGWC-17	BGWC-18	BGWC-19	BGWC-20	BGWC-21	BGWC-22	BGWC-23	BGWC-24	BGWC-25
3/19/2020	0.626 (U)								
3/20/2020		2.59	0.89 (U)		1.08 (U)	3.6			
3/23/2020				1.27 (U)			1.68		
3/24/2020									0.899 (U)
3/25/2020								4.72	
9/24/2020	0.594 (U)	0.789 (U)			0.157 (U)	4.18	0.56 (U)		
9/25/2020								1.49	
9/28/2020			1.11 (U)	1.07 (U)					0.744 (U)
2/18/2021	0.723 (U)	0.62 (U)	1.05 (U)	0.87 (U)					
2/19/2021					1 (U)	2.63	1.17 (U)	1.07 (U)	
2/23/2021									0.456 (U)
3/8/2021									
3/24/2021	0.391 (U)	1.21 (U)							
3/25/2021									
3/26/2021			0.848 (U)				1.04 (U)	2.91	0.134 (U)
3/29/2021				1.49	0.471 (U)	4.1			
8/19/2021	0.742 (U)	0.858 (U)							0.908 (U)
8/20/2021			0.731 (U)	1.42	0.277 (U)				
8/23/2021						3.25	1.2 (U)	1.77 (U)	
2/11/2022	0.208 (U)								
2/14/2022							0.563 (U)		
2/15/2022						1.94		14.2 (U)	
2/16/2022		0.708 (U)	0.349 (U)	0.322 (U)	0.49 (U)				0.189 (U)
7/27/2022	0.138 (U)	0.737 (U)	0.964 (U)	1.53					1.09 (U)
7/28/2022					0.424 (U)				
8/1/2022							2.28		
8/2/2022						2.32		0.84 (U)	

Time Series

Constituent: Combined Radium 226 + 228 (pCi/L) Analysis Run 11/18/2022 2:57 AM View: Constituents View

Plant Bowen Client: Southern Company Data: Bowen AP-1

	BGWC-30
6/7/2016	
6/8/2016	
6/9/2016	
8/11/2016	
8/12/2016	
8/15/2016	
8/18/2016	
10/7/2016	
10/10/2016	
12/6/2016	
12/7/2016	
12/8/2016	
1/23/2017	2.17
2/7/2017	3
2/16/2017	
2/17/2017	
2/20/2017	
4/17/2017	2.73
4/19/2017	
4/20/2017	
5/22/2017	3.15
5/30/2017	
6/1/2017	
6/5/2017	0.86 (U)
7/11/2017	1.87
7/14/2017	
7/17/2017	
7/18/2017	
7/19/2017	
8/23/2017	3.39
3/26/2018	1.61
3/27/2018	
3/28/2018	
3/29/2018	
6/13/2018	
6/14/2018	
6/15/2018	0.815 (U)
10/17/2018	
10/18/2018	
10/19/2018	
10/22/2018	1.02 (U)
2/27/2019	
3/1/2019	2.47
4/2/2019	2.29
4/3/2019	
4/4/2019	
9/26/2019	
9/27/2019	1.23 (U)
9/30/2019	
2/24/2020	
2/25/2020	
2/26/2020	1.09 (U)

Time Series

Constituent: Combined Radium 226 + 228 (pCi/L) Analysis Run 11/18/2022 2:57 AM View: Constituents View

Plant Bowen Client: Southern Company Data: Bowen AP-1

	BGWC-30
3/19/2020	
3/20/2020	
3/23/2020	1.42
3/24/2020	
3/25/2020	
9/24/2020	
9/25/2020	0.783 (U)
9/28/2020	
2/18/2021	
2/19/2021	
2/23/2021	
3/8/2021	0.429 (U)
3/24/2021	
3/25/2021	1.48
3/26/2021	
3/29/2021	
8/19/2021	1.63
8/20/2021	
8/23/2021	
2/11/2022	
2/14/2022	0.744 (U)
2/15/2022	
2/16/2022	
7/27/2022	
7/28/2022	
8/1/2022	1.01 (U)
8/2/2022	

Time Series

Constituent: Combined Radium 226 + 228 (pCi/L) Analysis Run 11/18/2022 2:57 AM View: Constituents View

Plant Bowen Client: Southern Company Data: Bowen AP-1

	BGWC-31	BGWC-32	BGWC-34D	BGWC-35D	BGWC-36D	BGWC-37D	BGWC-38D	BGWC-39	BGWC-40
10/17/2018					1.24				
10/18/2018	0.96								
10/19/2018			2.28						
10/22/2018		1.22 (U)		1.54					
4/2/2019					2.81				
4/4/2019	1.49		1.89	2.37					
4/5/2019		2.2							
9/24/2019	1.68		3.98						
9/26/2019		2.36		3.09					
9/27/2019					1.66				
2/25/2020				4.16		2.87			
2/26/2020	1.31				1.76				
2/27/2020		1.44	1.31				5.89	1.03 (U)	
2/28/2020									0.649 (U)
3/23/2020	2.39				2.75				
3/24/2020		1.25 (U)	2.56			2.8	5.9	1.35	
3/25/2020				2.81					0.848 (U)
9/2/2020							5.91		
9/25/2020		2.62		2.15		3.29			
9/28/2020	1.48		2.12		1.59				
9/29/2020								1.71	0.441 (U)
2/19/2021			2.23						
2/22/2021	1.07 (U)			2.03		1.73		1.65	1.31 (U)
2/23/2021		1.55							
3/8/2021					2.09				
3/9/2021							3.34		
3/25/2021					2.43				
3/26/2021				2.4		3.15			
3/29/2021	1.63						3.54		
3/30/2021		2.04	1.35 (U)						0.826 (U)
3/31/2021								0.251 (U)	
8/19/2021							4.63		
8/20/2021	1.82			2.53		3.01			
8/23/2021					0.857 (U)				
8/24/2021			2.39					0.432 (U)	0.21 (U)
8/25/2021		0.784 (U)							
2/14/2022					1.43		4.6		
2/15/2022									
2/16/2022	1.02	1.16 (U)	2.24					0.799	0.473 (U)
2/17/2022				1.88		2.41			
7/28/2022	0.684 (U)		2.74	2.71		2.92			0.656 (U)
7/29/2022		1.82			1.47 (U)				
8/2/2022							3.64	0.93 (U)	

Time Series

Constituent: Combined Radium 226 + 228 (pCi/L) Analysis Run 11/18/2022 2:57 AM View: Constituents View

Plant Bowen Client: Southern Company Data: Bowen AP-1

	BGWC-41D
10/17/2018	
10/18/2018	
10/19/2018	
10/22/2018	
4/2/2019	
4/4/2019	
4/5/2019	
9/24/2019	
9/26/2019	
9/27/2019	
2/25/2020	
2/26/2020	
2/27/2020	
2/28/2020	
3/23/2020	
3/24/2020	
3/25/2020	
9/2/2020	1.31 (U)
9/25/2020	
9/28/2020	
9/29/2020	
2/19/2021	
2/22/2021	1.91
2/23/2021	
3/8/2021	
3/9/2021	
3/25/2021	
3/26/2021	
3/29/2021	
3/30/2021	
3/31/2021	1
8/19/2021	
8/20/2021	
8/23/2021	
8/24/2021	0.918 (U)
8/25/2021	
2/14/2022	
2/15/2022	0.765 (U)
2/16/2022	
2/17/2022	
7/28/2022	
7/29/2022	1.6
8/2/2022	

Time Series

Constituent: Combined Radium 226 + 228 (pCi/L) Analysis Run 11/18/2022 2:57 AM View: Constituents View

Plant Bowen Client: Southern Company Data: Bowen AP-1

	BGWC-42D	BGWC-43D	BGWC-44D	BGWC-49D	BGWC-50D	BGWC-51	BGWC-52	BGWC-7	BGWC-8
6/6/2016									
6/7/2016									0.0507 (U)
6/8/2016								0.854	
8/10/2016									0.862 (U)
8/11/2016								1.24	
10/4/2016									0.48 (U)
10/5/2016									
10/6/2016								2.43	
12/2/2016									0.219 (U)
12/5/2016									
12/6/2016								0.958 (U)	
2/14/2017									0.636 (U)
2/15/2017								1.18	
4/14/2017									0.13 (U)
4/17/2017									
4/18/2017								1.26	
5/26/2017									0.349 (U)
6/2/2017								1.24 (U)	
7/10/2017									0.565 (U)
7/11/2017									
7/14/2017								1.55	
3/26/2018									0.303 (U)
3/27/2018								2.15	
6/12/2018									0.494 (U)
6/13/2018								1.95	
10/16/2018									0.633 (U)
10/17/2018									
10/18/2018								1.1	
2/25/2019									1.03 (U)
2/28/2019								1.38	
4/1/2019									0.474 (U)
4/2/2019								1.57	
9/24/2019								1.85	1.69
2/19/2020									1.02 (U)
2/20/2020									
2/21/2020								2.02	
3/18/2020									0.987 (U)
3/19/2020								1.18 (U)	
9/3/2020	1.05 (U)	1.9	0.982 (U)						
9/23/2020									0.25 (U)
9/24/2020									
9/25/2020								1.64	
1/28/2021						0.444 (U)	1.59		
2/16/2021									0.709 (U)
2/17/2021									
2/18/2021			1.34					1.09	
2/22/2021	0.578 (U)								
2/23/2021						0.589 (U)	0.567 (U)		
3/8/2021		1.34							
3/24/2021									0.808 (U)
3/29/2021		1.62 (U)							
3/30/2021						0.852 (U)	1.66 (U)	1.41 (U)	

Time Series

Constituent: Combined Radium 226 + 228 (pCi/L) Analysis Run 11/18/2022 2:57 AM View: Constituents View

Plant Bowen Client: Southern Company Data: Bowen AP-1

	BGWC-42D	BGWC-43D	BGWC-44D	BGWC-49D	BGWC-50D	BGWC-51	BGWC-52	BGWC-7	BGWC-8
3/31/2021			0.517 (U)						
4/1/2021	0.461 (U)								
4/19/2021				2.45	1.01 (U)				
8/18/2021			0.886 (U)		0.99 (U)				0.192 (U)
8/19/2021								0.952 (U)	
8/20/2021	1.38								
8/23/2021		1.93				0.558 (U)	0.785 (U)		
8/24/2021				3.66					
2/9/2022			1.52		1.4				
2/10/2022									0.813
2/11/2022								1.26	
2/14/2022						0.487 (U)	0.224 (U)		
2/15/2022		0.96 (U)							
2/17/2022	0.51 (U)			2.41					
7/26/2022			0.818 (U)		1 (U)				0.523 (U)
7/28/2022	0.503 (U)						1.02 (U)	1.22 (U)	
8/1/2022		1.38		2.36		0.642 (U)			

Time Series

Constituent: Combined Radium 226 + 228 (pCi/L) Analysis Run 11/18/2022 2:57 AM View: Constituents View

Plant Bowen Client: Southern Company Data: Bowen AP-1

	BGWC-9
6/6/2016	0.488
6/7/2016	
6/8/2016	
8/10/2016	
8/11/2016	0.639 (U)
10/4/2016	
10/5/2016	0.945 (U)
10/6/2016	
12/2/2016	
12/5/2016	2.2
12/6/2016	
2/14/2017	
2/15/2017	0.74 (U)
4/14/2017	
4/17/2017	0.764 (U)
4/18/2017	
5/26/2017	0.245 (U)
6/2/2017	
7/10/2017	
7/11/2017	0.502 (U)
7/14/2017	
3/26/2018	
3/27/2018	0.745 (U)
6/12/2018	0.319 (U)
6/13/2018	
10/16/2018	
10/17/2018	0.319 (U)
10/18/2018	
2/25/2019	
2/28/2019	
4/1/2019	0.225 (U)
4/2/2019	
9/24/2019	1.65
2/19/2020	
2/20/2020	0.921 (U)
2/21/2020	
3/18/2020	
3/19/2020	1.94
9/3/2020	
9/23/2020	
9/24/2020	0.9 (U)
9/25/2020	
1/28/2021	
2/16/2021	
2/17/2021	0.692 (U)
2/18/2021	
2/22/2021	
2/23/2021	
3/8/2021	
3/24/2021	0.554 (U)
3/29/2021	
3/30/2021	

Time Series

Constituent: Combined Radium 226 + 228 (pCi/L) Analysis Run 11/18/2022 2:57 AM View: Constituents View

Plant Bowen Client: Southern Company Data: Bowen AP-1

	BGWC-9
3/31/2021	
4/1/2021	
4/19/2021	
8/18/2021	0.458 (U)
8/19/2021	
8/20/2021	
8/23/2021	
8/24/2021	
2/9/2022	
2/10/2022	0.86
2/11/2022	
2/14/2022	
2/15/2022	
2/17/2022	
7/26/2022	0.866 (U)
7/28/2022	
8/1/2022	

Time Series

Constituent: Fluoride (mg/L) Analysis Run 11/18/2022 2:57 AM View: Constituents View

Plant Bowen Client: Southern Company Data: Bowen AP-1

	BGWA-2 (bg)	BGWA-29 (bg)	BGWA-33 (bg)	BGWA-47D (bg)	BGWA-48D (bg)	BGWA-6	BGWC-10	BGWC-12	BGWC-14A
6/6/2016	0.11 (J)					<0.1			
6/7/2016							0.09 (J)	<0.1	
8/9/2016	0.09 (J)								
8/10/2016						0.04 (J)			
8/11/2016									
8/12/2016								0.08 (J)	
8/16/2016							0.09 (J)		
8/22/2016		0.04 (J)							
10/3/2016	0.11 (J)								
10/4/2016		0.06 (J)				0.06 (J)			
10/6/2016								0.06 (J)	
10/7/2016							0.17 (J)		
11/29/2016	0.11 (J)								
12/1/2016		0.08 (J)				0.09 (J)			
12/5/2016								0.12 (J)	
12/6/2016							0.16 (J)		
1/10/2017		0.03 (J)							
2/13/2017	0.12 (J)								
2/14/2017		<0.1				<0.1			
2/15/2017								0.33	
2/16/2017							0.38		
4/13/2017	0.1 (J)					0.04 (J)			
4/14/2017		0.01 (J)							
4/18/2017							0.12 (J)	0.006 (J)	
5/25/2017	0.08 (J)	0.005 (J)				0.02 (J)			
5/30/2017									
6/2/2017							0.03 (J)	0.04 (J)	
7/7/2017	0.13 (J)					0.12 (J)			
7/10/2017		0.06 (J)							
7/12/2017							0.15 (J)		
7/13/2017								0.17 (J)	
7/14/2017									
10/9/2017	0.11 (J)					<0.1			
10/10/2017		<0.1						0.08 (J)	
10/11/2017							0.07 (J)		
3/26/2018	<0.1	<0.1							
3/27/2018							<0.1		
3/28/2018								<0.1	
6/12/2018	0.086 (J)	0.053 (J)							
6/14/2018							0.046 (J)	<0.1	
10/16/2018	0.06 (J)	<0.1				<0.1			
10/17/2018								<0.1	
10/18/2018							<0.1		
2/25/2019	<0.1								
2/27/2019		<0.1							
2/28/2019							0.14 (J)	0.18 (J)	
4/1/2019	0.047 (J)	<0.1						0.065 (J)	
4/2/2019						<0.1	0.044 (J)		
4/3/2019			0.085 (J)						
5/2/2019	<0.1								
9/23/2019	0.076 (J)	<0.1				<0.1			
9/25/2019							0.075 (J)	0.13 (J)	

Time Series

Constituent: Fluoride (mg/L) Analysis Run 11/18/2022 2:57 AM View: Constituents View

Plant Bowen Client: Southern Company Data: Bowen AP-1

	BGWA-2 (bg)	BGWA-29 (bg)	BGWA-33 (bg)	BGWA-47D (bg)	BGWA-48D (bg)	BGWA-6	BGWC-10	BGWC-12	BGWC-14A
9/26/2019									
9/27/2019			0.33						
2/18/2020	<0.1					<0.1			
2/19/2020		<0.1							
2/20/2020							<0.1		
2/21/2020			0.059 (J)						
2/24/2020								0.051 (J)	
3/18/2020	<0.1	<0.1							
3/19/2020						<0.1		<0.1	
3/20/2020			0.061 (J)						
3/23/2020							<0.1		
5/22/2020				0.054 (J)					0.065 (J)
5/25/2020					0.19 (J)				
6/23/2020				<0.1	0.19				<0.1
7/28/2020				<0.1	0.57				<0.1
9/2/2020				<0.1					0.061 (J)
9/3/2020					0.11				
9/23/2020	<0.1	<0.1				<0.1			
9/24/2020							<0.1		
9/25/2020			0.068 (J)					<0.1	
10/1/2020				<0.1	0.063 (J)				<0.1
11/10/2020				<0.1	<0.1				<0.1
12/15/2020				<0.1	<0.1				0.052
1/20/2021				<0.1	<0.1				<0.1
2/16/2021	<0.1	<0.1							
2/17/2021				<0.1	<0.1				
2/18/2021						<0.1	<0.1		0.055 (J)
2/19/2021			0.062 (J)					<0.1	
3/23/2021		<0.1							
3/24/2021								<0.1	<0.1
3/25/2021				<0.1	<0.1				
3/26/2021	<0.1								
3/30/2021							<0.1		
3/31/2021						<0.1			
4/1/2021			0.06 (J)						
8/16/2021	<0.1	<0.1		<0.1	<0.1	<0.1			
8/18/2021							<0.1	<0.1	<0.1
8/25/2021			0.088 (J)						
2/9/2022	<0.1			<0.1	0.065 (J)	<0.1			<0.1
2/10/2022		<0.1							
2/11/2022							<0.1	<0.1	
2/16/2022			0.061 (J)						
7/26/2022	0.066 (J)	0.058 (J)		0.064 (J)	0.086 (J)	0.052 (J)			0.082 (J)
7/27/2022								0.081 (J)	
7/28/2022							0.064 (J)		
8/3/2022			0.079 (J)						

Time Series

Constituent: Fluoride (mg/L) Analysis Run 11/18/2022 2:57 AM View: Constituents View

Plant Bowen Client: Southern Company Data: Bowen AP-1

	BGWC-16
6/6/2016	
6/7/2016	<0.1
8/9/2016	
8/10/2016	
8/11/2016	0.12 (J)
8/12/2016	
8/16/2016	
8/22/2016	
10/3/2016	
10/4/2016	
10/6/2016	
10/7/2016	0.08 (J)
11/29/2016	
12/1/2016	
12/5/2016	
12/6/2016	0.24 (J)
1/10/2017	
2/13/2017	
2/14/2017	
2/15/2017	
2/16/2017	0.31
4/13/2017	
4/14/2017	
4/18/2017	0.02 (J)
5/25/2017	
5/30/2017	0.51
6/2/2017	
7/7/2017	
7/10/2017	
7/12/2017	
7/13/2017	
7/14/2017	0.14 (J)
10/9/2017	
10/10/2017	
10/11/2017	0.29 (J)
3/26/2018	
3/27/2018	<0.1
3/28/2018	
6/12/2018	0.061 (J)
6/14/2018	
10/16/2018	
10/17/2018	
10/18/2018	<0.1
2/25/2019	0.13 (J)
2/27/2019	
2/28/2019	
4/1/2019	
4/2/2019	0.23 (J)
4/3/2019	
5/2/2019	
9/23/2019	
9/25/2019	

Time Series

Constituent: Fluoride (mg/L) Analysis Run 11/18/2022 2:57 AM View: Constituents View

Plant Bowen Client: Southern Company Data: Bowen AP-1

	BGWC-16
9/26/2019	<0.1
9/27/2019	
2/18/2020	
2/19/2020	
2/20/2020	<0.1
2/21/2020	
2/24/2020	
3/18/2020	
3/19/2020	0.052 (J)
3/20/2020	
3/23/2020	
5/22/2020	
5/25/2020	
6/23/2020	
7/28/2020	
9/2/2020	
9/3/2020	
9/23/2020	
9/24/2020	0.059 (J)
9/25/2020	
10/1/2020	
11/10/2020	
12/15/2020	
1/20/2021	
2/16/2021	
2/17/2021	
2/18/2021	0.064 (J)
2/19/2021	
3/23/2021	
3/24/2021	0.053 (J)
3/25/2021	
3/26/2021	
3/30/2021	
3/31/2021	
4/1/2021	
8/16/2021	
8/18/2021	<0.1
8/25/2021	
2/9/2022	
2/10/2022	
2/11/2022	0.056 (J)
2/16/2022	
7/26/2022	
7/27/2022	0.091 (J)
7/28/2022	
8/3/2022	

Time Series

Constituent: Fluoride (mg/L) Analysis Run 11/18/2022 2:57 AM View: Constituents View

Plant Bowen Client: Southern Company Data: Bowen AP-1

	BGWC-17	BGWC-18	BGWC-19	BGWC-20	BGWC-21	BGWC-22	BGWC-23	BGWC-24	BGWC-25
6/7/2016	0.15 (J)								
6/8/2016		0.1 (J)	<0.1	0.09 (J)	<0.1	0.43			0.14 (J)
6/9/2016							0.12 (J)	<0.1	
8/11/2016	0.3 (J)								
8/12/2016		0.39	0.2 (J)	0.04 (J)					
8/15/2016									0.08 (J)
8/18/2016					0.09 (J)	0.3 (J)	0.08 (J)	0.24 (J)	
10/7/2016	0.14 (J)	0.16 (J)	0.07 (J)						
10/10/2016				0.06 (J)	0.04 (J)	0.32	0.09 (J)	0.3	0.1 (J)
12/6/2016	0.19 (J)	0.32							
12/7/2016			0.09 (J)	0.07 (J)			0.08 (J)	0.05 (J)	
12/8/2016					0.08 (J)	0.26 (J)			0.06 (J)
1/23/2017									
2/7/2017									
2/16/2017	0.51	0.38	0.6						
2/17/2017				0.06 (J)	0.08 (J)	0.39			
2/20/2017							0.09 (J)	0.65	0.16 (J)
3/27/2017									
4/17/2017									
4/19/2017	0.18 (J)	0.08 (J)	0.09 (J)	0.005 (J)	0.04 (J)		0.03 (J)	0.21 (J)	
4/20/2017						0.34			0.02 (J)
5/22/2017									
5/30/2017	0.15 (J)								
6/1/2017		0.09 (J)	0.05 (J)	0.65	0.03 (J)				0.04 (J)
6/5/2017						0.29 (J)	<0.1	0.05 (J)	
7/11/2017									
7/14/2017	0.16 (J)	0.06 (J)	0.08 (J)						
7/17/2017							0.09 (J)	2.5	0.07 (J)
7/18/2017				0.36	0.08 (J)				
7/19/2017						0.33			
8/23/2017									
10/10/2017									
10/11/2017	0.64	0.14 (J)	0.11 (J)	<0.1			0.09 (J)	1.8	0.11 (J)
10/12/2017					0.12 (J)	0.31			
3/26/2018									
3/27/2018	0.33	<0.1	<0.1						
3/28/2018				<0.1	<0.1				<0.1
3/29/2018						0.58	<0.1	2	
6/13/2018				0.038 (J)			0.71	3.1	
6/14/2018	0.11 (J)	0.095 (J)			<0.1	0.15 (J)			<0.1
6/15/2018			0.07 (J)						
10/17/2018	<0.1								
10/18/2018		0.054 (J)							
10/19/2018			0.17 (J)		<0.1				
10/22/2018				<0.1		0.78	0.81	3.1	<0.1
2/27/2019	0.26 (J)	<0.1		0.13 (J)					
3/1/2019			0.14 (J)			0.34	0.38	1	0.12 (J)
4/2/2019	0.14 (J)	0.044 (J)							
4/3/2019			0.051 (J)	0.072 (J)	0.032 (J)	0.23 (J)	0.1 (J)	3	
4/4/2019									<0.1
5/2/2019						1.4			
9/26/2019	0.071 (J)	0.052 (J)	<0.1	<0.1					

Time Series

Constituent: Fluoride (mg/L) Analysis Run 11/18/2022 2:57 AM View: Constituents View

Plant Bowen Client: Southern Company Data: Bowen AP-1

	BGWC-17	BGWC-18	BGWC-19	BGWC-20	BGWC-21	BGWC-22	BGWC-23	BGWC-24	BGWC-25
9/27/2019						1	0.54		
9/30/2019					0.066 (J)			1.2	0.065 (J)
2/24/2020	0.11 (J)	<0.1	0.05 (J)	<0.1					
2/25/2020						0.24 (J)	0.066 (J)		
2/26/2020					<0.1			0.064 (J)	<0.1
3/19/2020	0.12 (J)								
3/20/2020		<0.1	<0.1		<0.1	0.23 (J)			
3/23/2020				<0.1			0.056 (J)		
3/24/2020									<0.1
3/25/2020								0.056 (J)	
9/24/2020	0.12	0.058 (J)			<0.1	0.24	0.062 (J)		
9/25/2020								0.054 (J)	
9/28/2020			<0.1	<0.1					<0.1
2/18/2021	0.1	<0.1	<0.1	<0.1					
2/19/2021					<0.1	0.2	<0.1	0.14	
2/23/2021									<0.1
3/8/2021									
3/24/2021	0.11	<0.1							
3/25/2021									
3/26/2021			0.053 (J)				0.054 (J)	0.095 (J)	<0.1
3/29/2021				<0.1	<0.1	0.22			
7/19/2021						0.24	0.065 (J)	0.13	
7/20/2021									
8/19/2021	0.097 (J)	<0.1							<0.1
8/20/2021			<0.1	<0.1	<0.1				
8/23/2021						0.23	<0.1	0.12	
11/1/2021						0.25	0.068 (J)	0.15	
2/11/2022	0.1								
2/14/2022							<0.1		
2/15/2022						0.24		<0.1	
2/16/2022		<0.1	<0.1	<0.1	<0.1				<0.1
7/27/2022	0.13	0.081 (J)	0.071 (J)	0.062 (J)					0.051 (J)
7/28/2022					<0.1				
8/1/2022							0.07 (J)		
8/2/2022						0.19		0.097 (J)	
10/21/2022								0.14 (R)	

Time Series

Constituent: Fluoride (mg/L) Analysis Run 11/18/2022 2:57 AM View: Constituents View

Plant Bowen Client: Southern Company Data: Bowen AP-1

	BGWC-30
6/7/2016	
6/8/2016	
6/9/2016	
8/11/2016	
8/12/2016	
8/15/2016	
8/18/2016	
10/7/2016	
10/10/2016	
12/6/2016	
12/7/2016	
12/8/2016	
1/23/2017	0.06 (J)
2/7/2017	0.09 (J)
2/16/2017	
2/17/2017	
2/20/2017	
3/27/2017	0.09 (J)
4/17/2017	0.36
4/19/2017	
4/20/2017	
5/22/2017	0.05 (J)
5/30/2017	
6/1/2017	
6/5/2017	0.32
7/11/2017	0.13 (J)
7/14/2017	
7/17/2017	
7/18/2017	
7/19/2017	
8/23/2017	0.17 (J)
10/10/2017	0.35
10/11/2017	
10/12/2017	
3/26/2018	0.75
3/27/2018	
3/28/2018	
3/29/2018	
6/13/2018	
6/14/2018	
6/15/2018	0.51
10/17/2018	
10/18/2018	
10/19/2018	
10/22/2018	0.44
2/27/2019	
3/1/2019	0.24 (J)
4/2/2019	0.68
4/3/2019	
4/4/2019	
5/2/2019	
9/26/2019	

Time Series

Constituent: Fluoride (mg/L) Analysis Run 11/18/2022 2:57 AM View: Constituents View

Plant Bowen Client: Southern Company Data: Bowen AP-1

	BGWC-30
9/27/2019	0.13 (J)
9/30/2019	
2/24/2020	
2/25/2020	
2/26/2020	0.057 (J)
3/19/2020	
3/20/2020	
3/23/2020	0.054 (J)
3/24/2020	
3/25/2020	
9/24/2020	
9/25/2020	<0.1
9/28/2020	
2/18/2021	
2/19/2021	
2/23/2021	
3/8/2021	<0.1
3/24/2021	
3/25/2021	<0.1
3/26/2021	
3/29/2021	
7/19/2021	
7/20/2021	<0.1
8/19/2021	<0.1
8/20/2021	
8/23/2021	
11/1/2021	0.055 (J)
2/11/2022	
2/14/2022	0.075 (J)
2/15/2022	
2/16/2022	
7/27/2022	
7/28/2022	
8/1/2022	0.09 (J)
8/2/2022	
10/21/2022	

Time Series

Constituent: Fluoride (mg/L) Analysis Run 11/18/2022 2:57 AM View: Constituents View

Plant Bowen Client: Southern Company Data: Bowen AP-1

	BGWC-31	BGWC-32	BGWC-34D	BGWC-35D	BGWC-36D	BGWC-37D	BGWC-38D	BGWC-39	BGWC-40
10/17/2018					<0.1				
10/18/2018	<0.1								
10/19/2018			<0.1						
10/22/2018		0.65		0.91					
4/2/2019					0.44				
4/4/2019	<0.1		0.035 (J)	0.26 (J)					
4/5/2019		0.66							
5/3/2019		1.3							
9/24/2019	<0.1		<0.1						
9/26/2019		0.15 (J)		0.11 (J)					
9/27/2019					0.26 (J)				
11/15/2019		0.51							
12/13/2019								0.16 (J)	
12/16/2019									0.13 (J)
2/25/2020				0.14 (J)		0.57			
2/26/2020	<0.1				0.13 (J)				
2/27/2020		0.13 (J)	<0.1				0.55	0.071 (J)	
2/28/2020									0.062 (J)
3/23/2020	<0.1				0.13 (J)				
3/24/2020		0.13 (J)	<0.1			0.43	0.61	0.06 (J)	
3/25/2020				0.17 (J)					<0.1
5/4/2020									
9/2/2020							0.47		
9/25/2020		0.097 (J)		0.17		0.34			
9/28/2020	<0.1		<0.1		0.1				
9/29/2020								<0.1	<0.1
2/19/2021			<0.1						
2/22/2021	<0.1			0.21		0.3		0.095 (J)	<0.1
2/23/2021		0.13							
3/8/2021					0.14				
3/9/2021							0.67		
3/25/2021					0.12				
3/26/2021				0.13		0.27			
3/29/2021	<0.1						0.73		
3/30/2021		0.14	<0.1						0.06 (J)
3/31/2021								0.08 (J)	
8/19/2021							0.4		
8/20/2021	<0.1			0.22		0.18			
8/23/2021					0.11				
8/24/2021			<0.1					0.18	0.076 (J)
8/25/2021		0.15							
11/1/2021							0.32		
2/14/2022					0.12		0.34		
2/15/2022									
2/16/2022	<0.1	0.13	<0.1					0.11	0.068 (J)
2/17/2022				0.21		0.16			
7/28/2022	<0.1		0.053 (J)	0.23		0.19			0.092 (J)
7/29/2022		0.16			0.14				
8/2/2022							0.46	0.12	

Time Series

Constituent: Fluoride (mg/L) Analysis Run 11/18/2022 2:57 AM View: Constituents View

Plant Bowen Client: Southern Company Data: Bowen AP-1

	BGWC-41D
10/17/2018	
10/18/2018	
10/19/2018	
10/22/2018	
4/2/2019	
4/4/2019	
4/5/2019	
5/3/2019	
9/24/2019	
9/26/2019	
9/27/2019	
11/15/2019	
12/13/2019	
12/16/2019	
2/25/2020	
2/26/2020	
2/27/2020	
2/28/2020	
3/23/2020	
3/24/2020	
3/25/2020	
5/4/2020	<0.1
9/2/2020	0.088 (J)
9/25/2020	
9/28/2020	
9/29/2020	
2/19/2021	
2/22/2021	0.099 (J)
2/23/2021	
3/8/2021	
3/9/2021	
3/25/2021	
3/26/2021	
3/29/2021	
3/30/2021	
3/31/2021	0.077 (J)
8/19/2021	
8/20/2021	
8/23/2021	
8/24/2021	0.11
8/25/2021	
11/1/2021	
2/14/2022	
2/15/2022	0.07 (J)
2/16/2022	
2/17/2022	
7/28/2022	
7/29/2022	0.1
8/2/2022	

Time Series

Constituent: Fluoride (mg/L) Analysis Run 11/18/2022 2:57 AM View: Constituents View

Plant Bowen Client: Southern Company Data: Bowen AP-1

	BGWC-42D	BGWC-43D	BGWC-44D	BGWC-49D	BGWC-50D	BGWC-51	BGWC-52	BGWC-7	BGWC-8
6/6/2016									
6/7/2016									<0.1
6/8/2016								0.19 (J)	
8/10/2016									0.07 (J)
8/11/2016								0.15 (J)	
10/4/2016									0.07 (J)
10/5/2016									
10/6/2016								0.17 (J)	
12/2/2016									0.09 (J)
12/5/2016									
12/6/2016								0.22 (J)	
2/14/2017									0.02 (J)
2/15/2017								0.18 (J)	
4/14/2017									0.02 (J)
4/17/2017									
4/18/2017								0.11 (J)	
5/26/2017									0.02 (J)
6/2/2017								0.07 (J)	
7/10/2017									0.03 (J)
7/11/2017									
7/14/2017								0.23 (J)	
10/10/2017									<0.1
10/11/2017								0.1 (J)	
3/26/2018									<0.1
3/27/2018								<0.1	
6/12/2018									0.061 (J)
6/13/2018								0.25 (J)	
10/16/2018									<0.1
10/17/2018									
10/18/2018								0.047 (J)	
2/25/2019									<0.1
2/28/2019								0.23 (J)	
4/1/2019									<0.1
4/2/2019								0.22 (J)	
9/24/2019								0.12 (J)	<0.1
2/19/2020									<0.1
2/20/2020									
2/21/2020								0.12 (J)	
3/18/2020									<0.1
3/19/2020								0.12 (J)	
5/4/2020		0.93	<0.1						
5/11/2020	0.34								
5/20/2020	0.4	0.78							
9/3/2020	0.5	0.87	<0.1						
9/23/2020									<0.1
9/24/2020									
9/25/2020								0.11	
1/28/2021						0.17	0.1		
2/16/2021									<0.1
2/17/2021									
2/18/2021			0.16					0.13	
2/22/2021	0.69								

Time Series

Constituent: Fluoride (mg/L) Analysis Run 11/18/2022 2:57 AM View: Constituents View

Plant Bowen Client: Southern Company Data: Bowen AP-1

	BGWC-42D	BGWC-43D	BGWC-44D	BGWC-49D	BGWC-50D	BGWC-51	BGWC-52	BGWC-7	BGWC-8
2/23/2021						0.087 (J)	0.073 (J)		
3/8/2021		0.9							
3/24/2021									<0.1
3/29/2021		1							
3/30/2021						0.11	0.12	0.18	
3/31/2021			0.088 (J)						
4/1/2021	0.72								
4/19/2021				0.055 (J)	0.078 (J)				
7/20/2021		1.2							
8/18/2021			<0.1		<0.1				<0.1
8/19/2021								0.12	
8/20/2021	0.56								
8/23/2021		1.2				0.084 (J)	0.093 (J)		
8/24/2021				<0.1					
2/9/2022			0.11		0.08 (J)				
2/10/2022									<0.1
2/11/2022								0.12	
2/14/2022						0.13	0.1		
2/15/2022		0.89							
2/17/2022	0.61			<0.1					
7/26/2022			<0.1		0.12				0.067 (J)
7/28/2022	0.55						0.14	0.16	
8/1/2022		0.86		0.087 (J)		0.16			

Time Series

Constituent: Fluoride (mg/L) Analysis Run 11/18/2022 2:57 AM View: Constituents View

Plant Bowen Client: Southern Company Data: Bowen AP-1

	BGWC-9
6/6/2016	0.12 (J)
6/7/2016	
6/8/2016	
8/10/2016	
8/11/2016	0.27 (J)
10/4/2016	
10/5/2016	0.12 (J)
10/6/2016	
12/2/2016	
12/5/2016	0.26 (J)
12/6/2016	
2/14/2017	
2/15/2017	0.46
4/14/2017	
4/17/2017	0.14 (J)
4/18/2017	
5/26/2017	0.13 (J)
6/2/2017	
7/10/2017	
7/11/2017	0.2 (J)
7/14/2017	
10/10/2017	0.61
10/11/2017	
3/26/2018	
3/27/2018	0.36
6/12/2018	0.13 (J)
6/13/2018	
10/16/2018	
10/17/2018	0.13 (J)
10/18/2018	
2/25/2019	
2/28/2019	
4/1/2019	0.33
4/2/2019	
9/24/2019	0.096 (J)
2/19/2020	
2/20/2020	0.063 (J)
2/21/2020	
3/18/2020	
3/19/2020	0.074 (J)
5/4/2020	
5/11/2020	
5/20/2020	
9/3/2020	
9/23/2020	
9/24/2020	0.091 (J)
9/25/2020	
1/28/2021	
2/16/2021	
2/17/2021	0.086 (J)
2/18/2021	
2/22/2021	

Time Series

Constituent: Fluoride (mg/L) Analysis Run 11/18/2022 2:57 AM View: Constituents View

Plant Bowen Client: Southern Company Data: Bowen AP-1

	BGWC-9
2/23/2021	
3/8/2021	
3/24/2021	0.075 (J)
3/29/2021	
3/30/2021	
3/31/2021	
4/1/2021	
4/19/2021	
7/20/2021	
8/18/2021	0.073 (J)
8/19/2021	
8/20/2021	
8/23/2021	
8/24/2021	
2/9/2022	
2/10/2022	0.071 (J)
2/11/2022	
2/14/2022	
2/15/2022	
2/17/2022	
7/26/2022	0.11
7/28/2022	
8/1/2022	

Time Series

Constituent: Lead (mg/L) Analysis Run 11/18/2022 2:57 AM View: Constituents View

Plant Bowen Client: Southern Company Data: Bowen AP-1

	BGWA-2 (bg)	BGWA-29 (bg)	BGWA-33 (bg)	BGWA-47D (bg)	BGWA-48D (bg)	BGWA-6	BGWC-10	BGWC-12	BGWC-14A
6/6/2016	0.0024					<0.001			
6/7/2016							<0.001	<0.001	
8/9/2016	<0.001								
8/10/2016						<0.001			
8/11/2016									
8/12/2016								0.0001 (J)	
8/16/2016							<0.001		
8/22/2016		<0.001							
10/3/2016	<0.001								
10/4/2016		<0.001				<0.001			
10/6/2016								0.0002 (J)	
10/7/2016							<0.001		
11/29/2016	0.0002 (J)								
12/1/2016		<0.001				<0.001			
12/5/2016								0.0003 (J)	
12/6/2016							<0.001		
1/10/2017		<0.001							
2/13/2017	<0.001								
2/14/2017		<0.001				<0.001			
2/15/2017								<0.001	
2/16/2017							<0.001		
4/13/2017	<0.001					<0.001			
4/14/2017		<0.001							
4/18/2017							<0.001	<0.001	
5/25/2017	0.0001 (J)	<0.001				<0.001			
5/30/2017									
6/2/2017							<0.001	0.0001 (J)	
7/7/2017	<0.001					<0.001			
7/10/2017		<0.001							
7/12/2017							<0.001		
7/13/2017								0.0001 (J)	
7/14/2017									
3/26/2018	<0.001	<0.001							
3/27/2018							<0.001		
3/28/2018								<0.001	
2/25/2019	<0.001								
2/27/2019		<0.001							
2/28/2019							<0.001	<0.001	
4/1/2019	<0.001	<0.001						<0.001	
4/2/2019						7E-05 (J)	<0.001		
4/3/2019			<0.001						
9/23/2019	<0.001	<0.001				<0.001			
9/25/2019							0.00019 (J)	0.00063 (J)	
9/26/2019									
9/27/2019			<0.001						
2/18/2020	<0.001					<0.001			
2/19/2020		<0.001							
2/20/2020							0.00014 (J)		
2/21/2020			<0.001						
2/24/2020								<0.001	
3/18/2020	<0.001	<0.001							
3/19/2020						<0.001		<0.001	

Time Series

Constituent: Lead (mg/L) Analysis Run 11/18/2022 2:57 AM View: Constituents View

Plant Bowen Client: Southern Company Data: Bowen AP-1

	BGWA-2 (bg)	BGWA-29 (bg)	BGWA-33 (bg)	BGWA-47D (bg)	BGWA-48D (bg)	BGWA-6	BGWC-10	BGWC-12	BGWC-14A
3/20/2020			<0.001						
3/23/2020							<0.001		
5/22/2020				8.9E-05 (J)					7.3E-05 (J)
5/25/2020					0.00013 (J)				
6/23/2020				5.8E-05 (J)	8.1E-05 (J)				<0.001
7/28/2020				5.7E-05 (J)	5.2E-05 (J)				<0.001
9/2/2020				7.4E-05 (J)					<0.001
9/3/2020					3.8E-05 (J)				
9/23/2020	0.00014 (J)	<0.001				6.4E-05 (J)			
9/24/2020							<0.001		
9/25/2020			4.5E-05 (J)					<0.001	
10/1/2020				0.00021 (J)	0.00014 (J)				6.2E-05 (J)
11/10/2020				6.5E-05 (J)	0.00013 (J)				0.00011 (J)
12/15/2020				8E-05 (J)	0.00011 (J)				5.6E-05 (J)
1/20/2021				7.2E-05 (J)	0.00025 (J)				<0.001
2/16/2021	0.00011 (J)	4.2E-05 (J)							
2/17/2021				0.00015 (J)	0.00026 (J)				
2/18/2021						5.7E-05 (J)	<0.001		<0.001
2/19/2021			<0.001					8.7E-05 (J)	
3/23/2021		<0.001							
3/24/2021								0.00013 (J)	<0.001
3/25/2021				<0.001	0.00011 (J)				
3/26/2021	6.8E-05 (J)								
3/30/2021							<0.001		
3/31/2021						0.00016 (J)			
4/1/2021			<0.001						
8/16/2021	<0.001	<0.001		<0.001	<0.001	<0.001			
8/18/2021							<0.001	<0.001	<0.001
8/25/2021			<0.001						
2/9/2022	<0.001			<0.001	<0.001	<0.001			<0.001
2/10/2022		<0.001							
2/11/2022							<0.001	<0.001	
2/16/2022			<0.001						
7/26/2022	<0.001	<0.001		<0.001	<0.001	<0.001			<0.001
7/27/2022								<0.001	
7/28/2022							<0.001		
8/3/2022			<0.001						

Time Series

Constituent: Lead (mg/L) Analysis Run 11/18/2022 2:57 AM View: Constituents View

Plant Bowen Client: Southern Company Data: Bowen AP-1

	BGWC-16
6/6/2016	
6/7/2016	<0.001
8/9/2016	
8/10/2016	
8/11/2016	<0.001
8/12/2016	
8/16/2016	
8/22/2016	
10/3/2016	
10/4/2016	
10/6/2016	
10/7/2016	<0.001
11/29/2016	
12/1/2016	
12/5/2016	
12/6/2016	<0.001
1/10/2017	
2/13/2017	
2/14/2017	
2/15/2017	
2/16/2017	<0.001
4/13/2017	
4/14/2017	
4/18/2017	<0.001
5/25/2017	
5/30/2017	0.0001 (J)
6/2/2017	
7/7/2017	
7/10/2017	
7/12/2017	
7/13/2017	
7/14/2017	0.0002 (J)
3/26/2018	
3/27/2018	<0.001
3/28/2018	
2/25/2019	<0.001
2/27/2019	
2/28/2019	
4/1/2019	
4/2/2019	<0.001
4/3/2019	
9/23/2019	
9/25/2019	
9/26/2019	0.00034 (J)
9/27/2019	
2/18/2020	
2/19/2020	
2/20/2020	0.00014 (J)
2/21/2020	
2/24/2020	
3/18/2020	
3/19/2020	0.00013 (J)

Time Series

Constituent: Lead (mg/L) Analysis Run 11/18/2022 2:57 AM View: Constituents View

Plant Bowen Client: Southern Company Data: Bowen AP-1

	BGWC-16
3/20/2020	
3/23/2020	
5/22/2020	
5/25/2020	
6/23/2020	
7/28/2020	
9/2/2020	
9/3/2020	
9/23/2020	
9/24/2020	0.00021 (J)
9/25/2020	
10/1/2020	
11/10/2020	
12/15/2020	
1/20/2021	
2/16/2021	
2/17/2021	
2/18/2021	0.00013 (J)
2/19/2021	
3/23/2021	
3/24/2021	8E-05 (J)
3/25/2021	
3/26/2021	
3/30/2021	
3/31/2021	
4/1/2021	
8/16/2021	
8/18/2021	<0.001
8/25/2021	
2/9/2022	
2/10/2022	
2/11/2022	<0.001
2/16/2022	
7/26/2022	
7/27/2022	<0.001
7/28/2022	
8/3/2022	

Time Series

Constituent: Lead (mg/L) Analysis Run 11/18/2022 2:57 AM View: Constituents View

Plant Bowen Client: Southern Company Data: Bowen AP-1

	BGWC-17	BGWC-18	BGWC-19	BGWC-20	BGWC-21	BGWC-22	BGWC-23	BGWC-24	BGWC-25
6/7/2016	<0.001								
6/8/2016		<0.001	<0.001	<0.001	<0.001	<0.001			<0.001
6/9/2016							<0.001	0.00059 (J)	
8/11/2016	<0.001								
8/12/2016		0.0001 (J)	<0.001	<0.001					
8/15/2016									0.0005 (J)
8/18/2016					<0.001	<0.001	<0.001	<0.001	
10/7/2016	<0.001	<0.001	<0.001						
10/10/2016				<0.001	<0.001	<0.001	<0.001	<0.001	<0.001
12/6/2016	<0.001	0.0001 (J)							
12/7/2016			<0.001	<0.001			<0.001	<0.001	
12/8/2016					<0.001	<0.001			0.0006 (J)
1/23/2017									
2/7/2017									
2/16/2017	<0.001	0.0002 (J)	<0.001						
2/17/2017				<0.001	<0.001	<0.001			
2/20/2017							<0.001	<0.001	0.0004 (J)
3/27/2017									
4/17/2017									
4/19/2017	<0.001	0.0001 (J)	0.0006 (J)	<0.001	<0.001		<0.001	<0.001	
4/20/2017						<0.001			0.0002 (J)
5/22/2017									
5/30/2017	<0.001								
6/1/2017		9E-05 (J)	<0.001	0.0001 (J)	<0.001				7E-05 (J)
6/5/2017						<0.001	<0.001	7E-05 (J)	
7/11/2017									
7/14/2017	<0.001	0.0001 (J)	<0.001						
7/17/2017							<0.001	<0.001	<0.001
7/18/2017				<0.001	<0.001				
7/19/2017						<0.001			
8/23/2017									
3/26/2018									
3/27/2018	<0.001	<0.001	<0.001						
3/28/2018				<0.001	<0.001				<0.001
3/29/2018						<0.001	<0.001	<0.001	
2/27/2019	<0.001	<0.001		<0.001					
3/1/2019			<0.001			0.00033 (J)	<0.001	<0.001	<0.001
4/2/2019	<0.001	8.1E-05 (J)							
4/3/2019			<0.001	<0.001	6.8E-05 (J)	<0.001	<0.001	<0.001	
4/4/2019									<0.001
9/26/2019	<0.001	<0.001	<0.001	<0.001					
9/27/2019						5.4E-05 (J)	<0.001		
9/30/2019					7.3E-05 (J)			<0.001	<0.001
2/24/2020	7.9E-05 (J)	<0.001	<0.001	<0.001					
2/25/2020						<0.001	<0.001		
2/26/2020					5.3E-05 (J)			<0.001	<0.001
3/19/2020	<0.001								
3/20/2020		<0.001	<0.001		6E-05 (J)	<0.001			
3/23/2020				<0.001			<0.001		
3/24/2020									<0.001
3/25/2020								5.4E-05 (J)	
9/24/2020	<0.001	<0.001			5E-05 (J)	0.00014 (J)	0.00014 (J)		

Time Series

Constituent: Lead (mg/L) Analysis Run 11/18/2022 2:57 AM View: Constituents View

Plant Bowen Client: Southern Company Data: Bowen AP-1

	BGWC-17	BGWC-18	BGWC-19	BGWC-20	BGWC-21	BGWC-22	BGWC-23	BGWC-24	BGWC-25
9/25/2020								0.0001 (J)	
9/28/2020			3.8E-05 (J)	8.3E-05 (J)					5.1E-05 (J)
2/18/2021	<0.001	<0.001	<0.001	<0.001					
2/19/2021					8.7E-05 (J)	0.00011 (J)	<0.001	4.3E-05 (J)	
2/23/2021									7.4E-05 (J)
3/8/2021									
3/24/2021	<0.001	<0.001							
3/25/2021									
3/26/2021			<0.001				0.00031 (J)	7.1E-05 (J)	0.00013 (J)
3/29/2021				<0.001	9.4E-05 (J)	6.1E-05 (J)			
8/19/2021	<0.001	<0.001							<0.001
8/20/2021			<0.001	<0.001	<0.001				
8/23/2021						<0.001	<0.001	<0.001	
2/11/2022	<0.001								
2/14/2022							<0.001		
2/15/2022						<0.001		<0.001	
2/16/2022		<0.001	<0.001	<0.001	<0.001				<0.001
7/27/2022	<0.001	<0.001	<0.001	<0.001					<0.001
7/28/2022					<0.001				
8/1/2022							<0.001		
8/2/2022						<0.001		<0.001	
10/21/2022								<0.001 (R)	

Time Series

Constituent: Lead (mg/L) Analysis Run 11/18/2022 2:57 AM View: Constituents View

Plant Bowen Client: Southern Company Data: Bowen AP-1

	BGWC-30
6/7/2016	
6/8/2016	
6/9/2016	
8/11/2016	
8/12/2016	
8/15/2016	
8/18/2016	
10/7/2016	
10/10/2016	
12/6/2016	
12/7/2016	
12/8/2016	
1/23/2017	0.0003 (J)
2/7/2017	0.0002 (J)
2/16/2017	
2/17/2017	
2/20/2017	
3/27/2017	8E-05 (J)
4/17/2017	<0.001
4/19/2017	
4/20/2017	
5/22/2017	<0.001
5/30/2017	
6/1/2017	
6/5/2017	<0.001
7/11/2017	8E-05 (J)
7/14/2017	
7/17/2017	
7/18/2017	
7/19/2017	
8/23/2017	<0.001
3/26/2018	<0.001
3/27/2018	
3/28/2018	
3/29/2018	
2/27/2019	
3/1/2019	<0.001
4/2/2019	<0.001
4/3/2019	
4/4/2019	
9/26/2019	
9/27/2019	0.00018 (J)
9/30/2019	
2/24/2020	
2/25/2020	
2/26/2020	0.00035 (J)
3/19/2020	
3/20/2020	
3/23/2020	0.00011 (J)
3/24/2020	
3/25/2020	
9/24/2020	

Time Series

Constituent: Lead (mg/L) Analysis Run 11/18/2022 2:57 AM View: Constituents View

Plant Bowen Client: Southern Company Data: Bowen AP-1

	BGWC-30
9/25/2020	0.00016 (J)
9/28/2020	
2/18/2021	
2/19/2021	
2/23/2021	
3/8/2021	0.00018 (J)
3/24/2021	
3/25/2021	0.00015 (J)
3/26/2021	
3/29/2021	
8/19/2021	<0.001
8/20/2021	
8/23/2021	
2/11/2022	
2/14/2022	<0.001
2/15/2022	
2/16/2022	
7/27/2022	
7/28/2022	
8/1/2022	<0.001
8/2/2022	
10/21/2022	

Time Series

Constituent: Lead (mg/L) Analysis Run 11/18/2022 2:57 AM View: Constituents View

Plant Bowen Client: Southern Company Data: Bowen AP-1

	BGWC-31	BGWC-32	BGWC-34D	BGWC-35D	BGWC-36D	BGWC-37D	BGWC-38D	BGWC-39	BGWC-40
4/2/2019					0.00067 (J)				
4/4/2019	0.00065 (J)		5.4E-05 (J)	0.00023 (J)					
4/5/2019		<0.001							
9/24/2019	0.0004 (J)		<0.001						
9/26/2019		<0.001		6.9E-05 (J)					
9/27/2019					0.0005 (J)				
2/25/2020				0.00025 (J)		0.00011 (J)			
2/26/2020	7.6E-05 (J)				0.00033 (J)				
2/27/2020		<0.001	<0.001				0.00025 (J)	<0.001	
2/28/2020									0.00014 (J)
3/23/2020	0.00028 (J)				0.00014 (J)				
3/24/2020		<0.001	<0.001			7.3E-05 (J)	0.00016 (J)	0.0001 (J)	
3/25/2020				0.00018 (J)					0.00017 (J)
9/2/2020							0.00022 (J)		
9/25/2020		0.00011 (J)		0.00037 (J)		0.00029 (J)			
9/28/2020	0.0013 (J)		<0.001		0.00017 (J)				
9/29/2020								<0.001	0.00024 (J)
2/19/2021			<0.001						
2/22/2021	0.00045 (J)			0.00011 (J)		8.2E-05 (J)		<0.001	0.00014 (J)
2/23/2021		7.2E-05 (J)							
3/8/2021					0.00011 (J)				
3/9/2021							<0.001		
3/25/2021					<0.001				
3/26/2021				<0.001		<0.001			
3/29/2021	0.00061 (J)						<0.001		
3/30/2021		<0.001	<0.001						0.00018 (J)
3/31/2021								<0.001	
8/19/2021							<0.001		
8/20/2021	<0.001			<0.001		<0.001			
8/23/2021					<0.001				
8/24/2021			<0.001					<0.001	<0.001
8/25/2021		<0.001							
2/14/2022					<0.001		<0.001		
2/15/2022									
2/16/2022	<0.001	<0.001	<0.001					<0.001	<0.001
2/17/2022				<0.001		<0.001			
7/28/2022	<0.001		<0.001	<0.001		<0.001			<0.001
7/29/2022		<0.001			<0.001				
8/2/2022							<0.001	<0.001	

Time Series

Constituent: Lead (mg/L) Analysis Run 11/18/2022 2:57 AM View: Constituents View

Plant Bowen Client: Southern Company Data: Bowen AP-1

	BGWC-41D
4/2/2019	
4/4/2019	
4/5/2019	
9/24/2019	
9/26/2019	
9/27/2019	
2/25/2020	
2/26/2020	
2/27/2020	
2/28/2020	
3/23/2020	
3/24/2020	
3/25/2020	
9/2/2020	<0.001
9/25/2020	
9/28/2020	
9/29/2020	
2/19/2021	
2/22/2021	<0.001
2/23/2021	
3/8/2021	
3/9/2021	
3/25/2021	
3/26/2021	
3/29/2021	
3/30/2021	
3/31/2021	3.6E-05 (J)
8/19/2021	
8/20/2021	
8/23/2021	
8/24/2021	<0.001
8/25/2021	
2/14/2022	
2/15/2022	<0.001
2/16/2022	
2/17/2022	
7/28/2022	
7/29/2022	<0.001
8/2/2022	

Time Series

Constituent: Lead (mg/L) Analysis Run 11/18/2022 2:57 AM View: Constituents View

Plant Bowen Client: Southern Company Data: Bowen AP-1

	BGWC-42D	BGWC-43D	BGWC-44D	BGWC-49D	BGWC-50D	BGWC-51	BGWC-52	BGWC-7	BGWC-8
6/6/2016									
6/7/2016									<0.001
6/8/2016								<0.001	
8/10/2016									<0.001
8/11/2016								<0.001	
10/4/2016									<0.001
10/5/2016									
10/6/2016								<0.001	
12/2/2016									<0.001
12/5/2016									
12/6/2016								<0.001	
2/14/2017									<0.001
2/15/2017								<0.001	
4/14/2017									<0.001
4/17/2017									
4/18/2017								<0.001	
5/26/2017									0.0003 (J)
6/2/2017								<0.001	
7/10/2017									<0.001
7/11/2017									
7/14/2017								<0.001	
3/26/2018									<0.001
3/27/2018								<0.001	
2/25/2019									<0.001
2/28/2019								<0.001	
4/1/2019									<0.001
4/2/2019								<0.001	
9/24/2019								<0.001	<0.001
2/19/2020									0.00014 (J)
2/20/2020									
2/21/2020								<0.001	
3/18/2020									<0.001
3/19/2020								<0.001	
9/3/2020	<0.001	0.00012 (J)	<0.001						
9/23/2020									<0.001
9/24/2020									
9/25/2020								<0.001	
1/28/2021						0.00016 (J)	5.4E-05 (J)		
2/16/2021									0.0001 (J)
2/17/2021									
2/18/2021			0.00017 (J)					<0.001	
2/22/2021	4.1E-05 (J)								
2/23/2021						0.00015 (J)	0.0001 (J)		
3/8/2021		<0.001							
3/24/2021									0.00015 (J)
3/29/2021		<0.001							
3/30/2021						0.00022 (J)	0.00011 (J)	<0.001	
3/31/2021			<0.001						
4/1/2021	4.4E-05 (J)								
4/19/2021				4.4E-05 (J)	0.00014 (J)				
8/18/2021			<0.001		<0.001				<0.001
8/19/2021								<0.001	

Time Series

Constituent: Lead (mg/L) Analysis Run 11/18/2022 2:57 AM View: Constituents View

Plant Bowen Client: Southern Company Data: Bowen AP-1

	BGWC-42D	BGWC-43D	BGWC-44D	BGWC-49D	BGWC-50D	BGWC-51	BGWC-52	BGWC-7	BGWC-8
8/20/2021	<0.001								
8/23/2021		<0.001				<0.001	<0.001		
8/24/2021				<0.001					
2/9/2022			<0.001		<0.001				
2/10/2022									<0.001
2/11/2022								<0.001	
2/14/2022						<0.001	<0.001		
2/15/2022		<0.001							
2/17/2022	<0.001			<0.001					
7/26/2022			<0.001		<0.001				<0.001
7/28/2022	<0.001						<0.001	<0.001	
8/1/2022		<0.001		<0.001		<0.001			

Time Series

Constituent: Lead (mg/L) Analysis Run 11/18/2022 2:57 AM View: Constituents View

Plant Bowen Client: Southern Company Data: Bowen AP-1

	BGWC-9
6/6/2016	<0.001
6/7/2016	
6/8/2016	
8/10/2016	
8/11/2016	<0.001
10/4/2016	
10/5/2016	0.0005 (J)
10/6/2016	
12/2/2016	
12/5/2016	0.0002 (J)
12/6/2016	
2/14/2017	
2/15/2017	<0.001
4/14/2017	
4/17/2017	0.0001 (J)
4/18/2017	
5/26/2017	0.0001 (J)
6/2/2017	
7/10/2017	
7/11/2017	<0.001
7/14/2017	
3/26/2018	
3/27/2018	<0.001
2/25/2019	
2/28/2019	
4/1/2019	9.2E-05 (J)
4/2/2019	
9/24/2019	5.6E-05 (J)
2/19/2020	
2/20/2020	8.2E-05 (J)
2/21/2020	
3/18/2020	
3/19/2020	6.3E-05 (J)
9/3/2020	
9/23/2020	
9/24/2020	<0.001
9/25/2020	
1/28/2021	
2/16/2021	
2/17/2021	7.5E-05 (J)
2/18/2021	
2/22/2021	
2/23/2021	
3/8/2021	
3/24/2021	<0.001
3/29/2021	
3/30/2021	
3/31/2021	
4/1/2021	
4/19/2021	
8/18/2021	<0.001
8/19/2021	

Time Series

Constituent: Lead (mg/L) Analysis Run 11/18/2022 2:57 AM View: Constituents View

Plant Bowen Client: Southern Company Data: Bowen AP-1

	BGWC-9
8/20/2021	
8/23/2021	
8/24/2021	
2/9/2022	
2/10/2022	<0.001
2/11/2022	
2/14/2022	
2/15/2022	
2/17/2022	
7/26/2022	<0.001
7/28/2022	
8/1/2022	

Time Series

Constituent: Lithium (mg/L) Analysis Run 11/18/2022 2:57 AM View: Constituents View

Plant Bowen Client: Southern Company Data: Bowen AP-1

	BGWA-2 (bg)	BGWA-29 (bg)	BGWA-33 (bg)	BGWA-47D (bg)	BGWA-48D (bg)	BGWA-6	BGWC-10	BGWC-12	BGWC-14A
6/6/2016	<0.03					<0.03			
6/7/2016							0.0065	<0.03	
8/9/2016	<0.03								
8/10/2016						<0.03			
8/11/2016									
8/12/2016								<0.03	
8/16/2016							<0.03		
8/22/2016		<0.03							
10/3/2016	<0.03								
10/4/2016		<0.03				<0.03			
10/6/2016								<0.03	
10/7/2016							<0.03		
11/29/2016	<0.03								
12/1/2016		<0.03				<0.03			
12/5/2016								<0.03	
12/6/2016							<0.03		
1/10/2017		<0.03							
2/13/2017	<0.03								
2/14/2017		<0.03				<0.03			
2/15/2017								<0.03	
2/16/2017							<0.03		
4/13/2017	<0.03					<0.03			
4/14/2017		<0.03							
4/18/2017							0.0011 (J)	<0.03	
5/25/2017	<0.03	<0.03				<0.03			
5/30/2017									
6/2/2017							0.0011 (J)	<0.03	
7/7/2017	<0.03					<0.03			
7/10/2017		<0.03							
7/12/2017							<0.03		
7/13/2017								<0.03	
7/14/2017									
3/26/2018	<0.03	<0.03							
3/27/2018							0.0025 (J)		
3/28/2018								<0.03	
6/12/2018	<0.03	<0.03							
6/14/2018							0.0011 (J)	<0.03	
10/16/2018	<0.03	<0.03				<0.03			
10/17/2018								<0.03	
10/18/2018							0.0016 (J)		
2/25/2019	<0.03								
2/27/2019		<0.03							
2/28/2019							0.0017 (J)	0.0011 (J)	
4/1/2019	<0.03	0.00059 (J)						0.00078 (J)	
4/2/2019						<0.03	0.0012 (J)		
4/3/2019			<0.03						
9/23/2019	<0.03	0.00089 (J)				<0.03			
9/25/2019							<0.03	0.001 (J)	
9/26/2019									
9/27/2019			<0.03						
2/18/2020	<0.03					<0.03			
2/19/2020		<0.03							

Time Series

Constituent: Lithium (mg/L) Analysis Run 11/18/2022 2:57 AM View: Constituents View

Plant Bowen Client: Southern Company Data: Bowen AP-1

	BGWA-2 (bg)	BGWA-29 (bg)	BGWA-33 (bg)	BGWA-47D (bg)	BGWA-48D (bg)	BGWA-6	BGWC-10	BGWC-12	BGWC-14A
2/20/2020							0.00093 (J)		
2/21/2020			<0.03						
2/24/2020								0.00091 (J)	
3/18/2020	<0.03	<0.03							
3/19/2020						<0.03		0.00097 (J)	
3/20/2020			<0.03						
3/23/2020							0.00084 (J)		
5/22/2020				<0.03					<0.03
5/25/2020					0.0011 (J)				
6/23/2020				<0.03	<0.03				<0.03
7/28/2020				<0.03	0.0014 (J)				<0.03
9/2/2020				<0.03					0.00095 (J)
9/3/2020					0.0014 (J)				
9/23/2020	<0.03	0.00085 (J)				<0.03			
9/24/2020							0.0013 (J)		
9/25/2020			<0.03					0.001 (J)	
10/1/2020				<0.03	0.0011 (J)				0.00095 (J)
11/10/2020				<0.03	<0.03				<0.03
12/15/2020				<0.03	0.00089				0.00091
1/20/2021				<0.03	0.00091 (J)				0.00082 (J)
2/16/2021	<0.03	<0.03							
2/17/2021				<0.03	0.00099 (J)				
2/18/2021						<0.03	0.0011 (J)		<0.03
2/19/2021			<0.03					0.0011 (J)	
3/23/2021		0.00087 (J)							
3/24/2021								0.0012 (J)	<0.03
3/25/2021				<0.03	<0.03				
3/26/2021	<0.03								
3/30/2021							0.00092 (J)		
3/31/2021						0.00082 (J)			
4/1/2021			<0.03						
8/16/2021	<0.03	0.00093 (J)		<0.03	<0.03	<0.03			
8/18/2021							<0.03	0.0013 (J)	0.00087 (J)
8/25/2021			<0.03						
2/9/2022	<0.03			0.00083 (J)	<0.03	<0.03			<0.03
2/10/2022		<0.03							
2/11/2022							0.00079 (J)	0.0011 (J)	
2/16/2022			<0.03						
7/26/2022	<0.03	0.00095 (J)		0.00073 (J)	<0.03	<0.03			0.0011 (J)
7/27/2022								0.0014 (J)	
7/28/2022							0.00076 (J)		
8/3/2022			<0.03						

Time Series

Constituent: Lithium (mg/L) Analysis Run 11/18/2022 2:57 AM View: Constituents View

Plant Bowen Client: Southern Company Data: Bowen AP-1

	BGWC-16
6/6/2016	
6/7/2016	<0.03
8/9/2016	
8/10/2016	
8/11/2016	<0.03
8/12/2016	
8/16/2016	
8/22/2016	
10/3/2016	
10/4/2016	
10/6/2016	
10/7/2016	<0.03
11/29/2016	
12/1/2016	
12/5/2016	
12/6/2016	<0.03
1/10/2017	
2/13/2017	
2/14/2017	
2/15/2017	
2/16/2017	<0.03
4/13/2017	
4/14/2017	
4/18/2017	<0.03
5/25/2017	
5/30/2017	<0.03
6/2/2017	
7/7/2017	
7/10/2017	
7/12/2017	
7/13/2017	
7/14/2017	<0.03
3/26/2018	
3/27/2018	<0.03
3/28/2018	
6/12/2018	<0.03
6/14/2018	
10/16/2018	
10/17/2018	
10/18/2018	<0.03
2/25/2019	<0.03
2/27/2019	
2/28/2019	
4/1/2019	
4/2/2019	0.00049 (J)
4/3/2019	
9/23/2019	
9/25/2019	
9/26/2019	<0.03
9/27/2019	
2/18/2020	
2/19/2020	

Time Series

Constituent: Lithium (mg/L) Analysis Run 11/18/2022 2:57 AM View: Constituents View

Plant Bowen Client: Southern Company Data: Bowen AP-1

	BGWC-16
2/20/2020	<0.03
2/21/2020	
2/24/2020	
3/18/2020	
3/19/2020	<0.03
3/20/2020	
3/23/2020	
5/22/2020	
5/25/2020	
6/23/2020	
7/28/2020	
9/2/2020	
9/3/2020	
9/23/2020	
9/24/2020	<0.03
9/25/2020	
10/1/2020	
11/10/2020	
12/15/2020	
1/20/2021	
2/16/2021	
2/17/2021	
2/18/2021	<0.03
2/19/2021	
3/23/2021	
3/24/2021	<0.03
3/25/2021	
3/26/2021	
3/30/2021	
3/31/2021	
4/1/2021	
8/16/2021	
8/18/2021	<0.03
8/25/2021	
2/9/2022	
2/10/2022	
2/11/2022	<0.03
2/16/2022	
7/26/2022	
7/27/2022	<0.03
7/28/2022	
8/3/2022	

Time Series

Constituent: Lithium (mg/L) Analysis Run 11/18/2022 2:57 AM View: Constituents View

Plant Bowen Client: Southern Company Data: Bowen AP-1

	BGWC-17	BGWC-18	BGWC-19	BGWC-20	BGWC-21	BGWC-22	BGWC-23	BGWC-24	BGWC-25
6/7/2016	<0.03								
6/8/2016		<0.03	<0.03	0.016	<0.03	0.012			<0.03
6/9/2016							0.0074	0.0057	
8/11/2016	<0.03								
8/12/2016		<0.03	<0.03	0.0202 (J)					
8/15/2016									<0.03
8/18/2016					<0.03	0.0118 (J)	0.0078 (J)	0.0061 (J)	
10/7/2016	<0.03	<0.03	<0.03						
10/10/2016				0.0194 (J)	<0.03	0.0137 (J)	0.0093 (J)	0.006 (J)	<0.03
12/6/2016	<0.03	<0.03							
12/7/2016			<0.03	0.0265 (J)			0.0117 (J)	0.0066 (J)	
12/8/2016					<0.03	0.0154 (J)			<0.03
1/23/2017									
2/7/2017									
2/16/2017	<0.03	<0.03	<0.03						
2/17/2017				0.0253 (J)	<0.03	0.0125 (J)			
2/20/2017							0.011 (J)	0.0053 (J)	<0.03
3/27/2017									
4/17/2017									
4/19/2017	<0.03	<0.03	<0.03	0.0233 (J)	<0.03		0.0105 (J)	0.0055 (J)	
4/20/2017						0.012 (J)			<0.03
5/22/2017									
5/30/2017	<0.03								
6/1/2017		<0.03	<0.03	0.023 (J)	<0.03				<0.03
6/5/2017						0.0114 (J)	0.0108 (J)	0.0068 (J)	
7/11/2017									
7/14/2017	<0.03	<0.03	<0.03						
7/17/2017							0.0095 (J)	<0.03	<0.03
7/18/2017				0.0207 (J)	<0.03				
7/19/2017						0.0126 (J)			
8/23/2017									
3/26/2018									
3/27/2018	<0.03	<0.03	<0.03						
3/28/2018				0.013 (J)	<0.03				<0.03
3/29/2018						0.021 (J)	0.014 (J)	0.0053 (J)	
6/13/2018				0.02 (J)			0.014 (J)	0.0067 (J)	
6/14/2018	<0.03	<0.03			<0.03	0.024 (J)			<0.03
6/15/2018			<0.03						
10/17/2018	<0.03								
10/18/2018		<0.03							
10/19/2018			<0.03		<0.03				
10/22/2018				0.016 (J)		0.034 (J)	0.016 (J)	0.0075 (J)	<0.03
2/27/2019	<0.03	<0.03		0.015 (J)					
3/1/2019			<0.03			0.022 (J)	0.017 (J)	0.0068 (J)	<0.03
4/2/2019	0.00069 (J)	<0.03							
4/3/2019			<0.03	0.012 (J)	<0.03	0.024 (J)	0.013 (J)	0.0048 (J)	
4/4/2019									<0.03
9/26/2019	<0.03	<0.03	<0.03	0.018 (J)					
9/27/2019						0.039	0.024 (J)		
9/30/2019					<0.03			0.0077 (J)	<0.03
2/24/2020	<0.03	<0.03	<0.03	0.021 (J)					
2/25/2020						0.026 (J)	0.033		

Time Series

Constituent: Lithium (mg/L) Analysis Run 11/18/2022 2:57 AM View: Constituents View

Plant Bowen Client: Southern Company Data: Bowen AP-1

	BGWC-17	BGWC-18	BGWC-19	BGWC-20	BGWC-21	BGWC-22	BGWC-23	BGWC-24	BGWC-25
2/26/2020					<0.03			0.0082 (J)	<0.03
3/19/2020	<0.03								
3/20/2020		<0.03	<0.03		<0.03	0.029 (J)			
3/23/2020				0.02 (J)			0.032		
3/24/2020									<0.03
3/25/2020								0.0078 (J)	
9/24/2020	<0.03	<0.03			<0.03	0.043	0.031		
9/25/2020								0.0078 (J)	
9/28/2020			<0.03	0.027 (J)					<0.03
2/18/2021	<0.03	<0.03	<0.03	0.041					
2/19/2021					<0.03	0.035	0.04	0.0086 (J)	
2/23/2021									<0.03
3/8/2021									
3/24/2021	<0.03	<0.03							
3/25/2021									
3/26/2021			<0.03				0.039 (J)	<0.03	<0.03
3/29/2021				0.036	<0.03	0.033			
8/19/2021	<0.03	<0.03							<0.03
8/20/2021			<0.03	0.025 (J)	<0.03				
8/23/2021						0.028 (J)	0.029 (J)	0.0076 (J)	
2/11/2022	<0.03								
2/14/2022							0.033		
2/15/2022						0.032 (J)		0.0086 (J)	
2/16/2022		<0.03	<0.03	0.031	<0.03				<0.03
7/27/2022	<0.03	<0.03	<0.03	0.037					<0.03
7/28/2022					<0.03				
8/1/2022							0.029 (J)		
8/2/2022						0.03 (J)		<0.03	
10/21/2022								0.0057 (J)	

Time Series

Constituent: Lithium (mg/L) Analysis Run 11/18/2022 2:57 AM View: Constituents View

Plant Bowen Client: Southern Company Data: Bowen AP-1

	BGWC-30
6/7/2016	
6/8/2016	
6/9/2016	
8/11/2016	
8/12/2016	
8/15/2016	
8/18/2016	
10/7/2016	
10/10/2016	
12/6/2016	
12/7/2016	
12/8/2016	
1/23/2017	0.0171 (J)
2/7/2017	0.0196 (J)
2/16/2017	
2/17/2017	
2/20/2017	
3/27/2017	0.0192 (J)
4/17/2017	0.0169 (J)
4/19/2017	
4/20/2017	
5/22/2017	0.0167 (J)
5/30/2017	
6/1/2017	
6/5/2017	0.0177 (J)
7/11/2017	0.0203 (J)
7/14/2017	
7/17/2017	
7/18/2017	
7/19/2017	
8/23/2017	0.0182 (J)
3/26/2018	0.0063 (J)
3/27/2018	
3/28/2018	
3/29/2018	
6/13/2018	
6/14/2018	
6/15/2018	0.0049 (J)
10/17/2018	
10/18/2018	
10/19/2018	
10/22/2018	0.005 (J)
2/27/2019	
3/1/2019	0.0044 (J)
4/2/2019	0.0041 (J)
4/3/2019	
4/4/2019	
9/26/2019	
9/27/2019	0.0012 (J)
9/30/2019	
2/24/2020	
2/25/2020	

Time Series

Constituent: Lithium (mg/L) Analysis Run 11/18/2022 2:57 AM View: Constituents View

Plant Bowen Client: Southern Company Data: Bowen AP-1

	BGWC-30
2/26/2020	0.00096 (J)
3/19/2020	
3/20/2020	
3/23/2020	0.0014 (J)
3/24/2020	
3/25/2020	
9/24/2020	
9/25/2020	0.0011 (J)
9/28/2020	
2/18/2021	
2/19/2021	
2/23/2021	
3/8/2021	0.0012 (J)
3/24/2021	
3/25/2021	<0.03
3/26/2021	
3/29/2021	
8/19/2021	0.0012 (J)
8/20/2021	
8/23/2021	
2/11/2022	
2/14/2022	0.0015 (J)
2/15/2022	
2/16/2022	
7/27/2022	
7/28/2022	
8/1/2022	0.0012 (J)
8/2/2022	
10/21/2022	

Time Series

Constituent: Lithium (mg/L) Analysis Run 11/18/2022 2:57 AM View: Constituents View

Plant Bowen Client: Southern Company Data: Bowen AP-1

	BGWC-31	BGWC-32	BGWC-34D	BGWC-35D	BGWC-36D	BGWC-37D	BGWC-38D	BGWC-39	BGWC-40
10/17/2018					0.0044 (J)				
10/18/2018	<0.03								
10/19/2018			0.00098 (J)						
10/22/2018		<0.03		0.011 (J)					
4/2/2019					0.0021 (J)				
4/4/2019	<0.03		0.00068 (J)	0.0096 (J)					
4/5/2019		<0.03							
9/24/2019	<0.03		<0.03						
9/26/2019		<0.03		0.013					
9/27/2019					0.0028 (J)				
2/25/2020				0.011 (J)		0.044			
2/26/2020	<0.03				0.001 (J)				
2/27/2020		<0.03	<0.03				0.02 (J)	0.0036 (J)	
2/28/2020									0.00084 (J)
3/23/2020	<0.03				<0.03				
3/24/2020		<0.03	<0.03			0.025 (J)	0.019 (J)	0.0029 (J)	
3/25/2020				0.0092 (J)					0.00079 (J)
9/2/2020							0.0096 (J)		
9/25/2020		<0.03		0.0062 (J)		0.014 (J)			
9/28/2020	<0.03		<0.03		0.0011 (J)				
9/29/2020								0.0066 (J)	<0.03
2/19/2021			<0.03						
2/22/2021	<0.03			0.014 (J)		0.0092 (J)		0.0038 (J)	<0.03
2/23/2021		<0.03							
3/8/2021					0.0017 (J)				
3/9/2021							0.011 (J)		
3/25/2021					0.0022 (J)				
3/26/2021				0.02 (J)		0.0066 (J)			
3/29/2021	<0.03						0.012 (J)		
3/30/2021		<0.03	<0.03						0.00086 (J)
3/31/2021								0.0039 (J)	
8/19/2021							0.0066 (J)		
8/20/2021	<0.03			0.016 (J)		0.004 (J)			
8/23/2021					0.0022 (J)				
8/24/2021			<0.03					0.0056 (J)	0.001 (J)
8/25/2021		<0.03							
2/14/2022					0.002 (J)		0.0061 (J)		
2/15/2022									
2/16/2022	<0.03	<0.15 (o)	<0.03					0.0042 (J)	<0.15 (o)
2/17/2022				0.018 (J)		<0.15 (o)			
7/28/2022	<0.03		<0.03	0.016 (J)		0.0026 (J)			<0.03
7/29/2022		<0.03			0.0012 (J)				
8/2/2022							0.009 (J)	0.0038 (J)	

Time Series

Constituent: Lithium (mg/L) Analysis Run 11/18/2022 2:57 AM View: Constituents View

Plant Bowen Client: Southern Company Data: Bowen AP-1

	BGWC-41D
10/17/2018	
10/18/2018	
10/19/2018	
10/22/2018	
4/2/2019	
4/4/2019	
4/5/2019	
9/24/2019	
9/26/2019	
9/27/2019	
2/25/2020	
2/26/2020	
2/27/2020	
2/28/2020	
3/23/2020	
3/24/2020	
3/25/2020	
9/2/2020	0.00092 (J)
9/25/2020	
9/28/2020	
9/29/2020	
2/19/2021	
2/22/2021	0.0017 (J)
2/23/2021	
3/8/2021	
3/9/2021	
3/25/2021	
3/26/2021	
3/29/2021	
3/30/2021	
3/31/2021	0.0017 (J)
8/19/2021	
8/20/2021	
8/23/2021	
8/24/2021	0.0024 (J)
8/25/2021	
2/14/2022	
2/15/2022	0.002 (J)
2/16/2022	
2/17/2022	
7/28/2022	
7/29/2022	0.0018 (J)
8/2/2022	

Time Series

Constituent: Lithium (mg/L) Analysis Run 11/18/2022 2:57 AM View: Constituents View

Plant Bowen Client: Southern Company Data: Bowen AP-1

	BGWC-42D	BGWC-43D	BGWC-44D	BGWC-49D	BGWC-50D	BGWC-51	BGWC-52	BGWC-7	BGWC-8
6/6/2016									
6/7/2016									<0.03
6/8/2016								0.0079	
8/10/2016									<0.03
8/11/2016								0.0093 (J)	
10/4/2016									<0.03
10/5/2016									
10/6/2016								0.0102 (J)	
12/2/2016									<0.03
12/5/2016									
12/6/2016								0.0094 (J)	
2/14/2017									<0.03
2/15/2017								<0.03	
4/14/2017									<0.03
4/17/2017									
4/18/2017								0.0086 (J)	
5/26/2017									<0.03
6/2/2017								0.0102 (J)	
7/10/2017									<0.03
7/11/2017									
7/14/2017								0.0092 (J)	
3/26/2018									<0.03
3/27/2018								0.0087 (J)	
6/12/2018									<0.03
6/13/2018								0.0084 (J)	
10/16/2018									0.001 (J)
10/17/2018									
10/18/2018								0.0083 (J)	
2/25/2019									<0.03
2/28/2019								0.0086 (J)	
4/1/2019									<0.03
4/2/2019								0.0073 (J)	
9/24/2019								0.0083 (J)	<0.03
2/19/2020									<0.03
2/20/2020									
2/21/2020								0.0088 (J)	
3/18/2020									<0.03
3/19/2020								0.0097 (J)	
9/3/2020	0.0014 (J)	0.023 (J)	0.0016 (J)						
9/23/2020									<0.03
9/24/2020									
9/25/2020								0.0065 (J)	
1/28/2021						0.0017 (J)	0.0037 (J)		
2/16/2021									<0.03
2/17/2021									
2/18/2021			0.0035 (J)					0.0072 (J)	
2/22/2021	<0.03								
2/23/2021						0.0015 (J)	0.0038 (J)		
3/8/2021		0.024 (J)							
3/24/2021									<0.03
3/29/2021		0.026 (J)							
3/30/2021						0.0035 (J)	0.0038 (J)	0.0084 (J)	

Time Series

Constituent: Lithium (mg/L) Analysis Run 11/18/2022 2:57 AM View: Constituents View

Plant Bowen Client: Southern Company Data: Bowen AP-1

	BGWC-42D	BGWC-43D	BGWC-44D	BGWC-49D	BGWC-50D	BGWC-51	BGWC-52	BGWC-7	BGWC-8
3/31/2021			0.0029 (J)						
4/1/2021	0.0022 (J)								
4/19/2021				0.0083 (J)	<0.03				
8/18/2021			0.0027 (J)		<0.03				<0.03
8/19/2021								0.007 (J)	
8/20/2021	0.0012 (J)								
8/23/2021		0.031				0.0011 (J)	0.0033 (J)		
8/24/2021				0.01 (J)					
2/9/2022			0.0036 (J)		<0.03				
2/10/2022									<0.03
2/11/2022								0.0074 (J)	
2/14/2022						<0.03	0.002 (J)		
2/15/2022		0.027 (J)							
2/17/2022	<0.15 (o)			0.0076 (J)					
7/26/2022			0.0037 (J)		<0.03				<0.03
7/28/2022	0.0016 (J)						0.00088 (J)	0.0061 (J)	
8/1/2022		0.025 (J)		0.0057 (J)		<0.03			

Time Series

Constituent: Lithium (mg/L) Analysis Run 11/18/2022 2:57 AM View: Constituents View

Plant Bowen Client: Southern Company Data: Bowen AP-1

	BGWC-9
6/6/2016	<0.03
6/7/2016	
6/8/2016	
8/10/2016	
8/11/2016	<0.03
10/4/2016	
10/5/2016	<0.03
10/6/2016	
12/2/2016	
12/5/2016	<0.03
12/6/2016	
2/14/2017	
2/15/2017	<0.03
4/14/2017	
4/17/2017	0.0013 (J)
4/18/2017	
5/26/2017	0.0013 (J)
6/2/2017	
7/10/2017	
7/11/2017	<0.03
7/14/2017	
3/26/2018	
3/27/2018	0.0014 (J)
6/12/2018	0.0012 (J)
6/13/2018	
10/16/2018	
10/17/2018	<0.03
10/18/2018	
2/25/2019	
2/28/2019	
4/1/2019	0.0012 (J)
4/2/2019	
9/24/2019	0.0011 (J)
2/19/2020	
2/20/2020	0.002 (J)
2/21/2020	
3/18/2020	
3/19/2020	0.0019 (J)
9/3/2020	
9/23/2020	
9/24/2020	0.0011 (J)
9/25/2020	
1/28/2021	
2/16/2021	
2/17/2021	0.0013 (J)
2/18/2021	
2/22/2021	
2/23/2021	
3/8/2021	
3/24/2021	0.0014 (J)
3/29/2021	
3/30/2021	

Time Series

Constituent: Lithium (mg/L) Analysis Run 11/18/2022 2:57 AM View: Constituents View

Plant Bowen Client: Southern Company Data: Bowen AP-1

	BGWC-9
3/31/2021	
4/1/2021	
4/19/2021	
8/18/2021	0.0013 (J)
8/19/2021	
8/20/2021	
8/23/2021	
8/24/2021	
2/9/2022	
2/10/2022	0.0016 (J)
2/11/2022	
2/14/2022	
2/15/2022	
2/17/2022	
7/26/2022	0.0014 (J)
7/28/2022	
8/1/2022	

Time Series

Constituent: Mercury (mg/L) Analysis Run 11/18/2022 2:57 AM View: Constituents View

Plant Bowen Client: Southern Company Data: Bowen AP-1

	BGWA-2 (bg)	BGWA-29 (bg)	BGWA-33 (bg)	BGWA-47D (bg)	BGWA-48D (bg)	BGWA-6	BGWC-10	BGWC-12	BGWC-14A
6/6/2016	7.7E-05 (J)					8.4E-05 (J)			
6/7/2016							0.0001 (J)	0.0001 (J)	
8/9/2016	<0.0002								
8/10/2016						<0.0002			
8/11/2016									
8/12/2016								<0.0002	
8/16/2016							<0.0002		
8/22/2016		<0.0002							
10/3/2016	<0.0002								
10/4/2016		<0.0002				<0.0002			
10/6/2016								<0.0002	
10/7/2016							<0.0002		
11/29/2016	<0.0002								
12/1/2016		<0.0002				<0.0002			
12/5/2016								<0.0002	
12/6/2016							<0.0002		
1/10/2017		<0.0002							
2/13/2017	<0.0002								
2/14/2017		<0.0002				<0.0002			
2/15/2017								<0.0002	
2/16/2017							<0.0002		
4/13/2017	<0.0002					<0.0002			
4/14/2017		<0.0002							
4/18/2017							<0.0002	<0.0002	
5/25/2017	<0.0002	<0.0002				<0.0002			
5/30/2017									
6/2/2017							<0.0002	<0.0002	
7/7/2017	<0.0002					<0.0002			
7/10/2017		<0.0002							
7/12/2017							<0.0002		
7/13/2017								<0.0002	
7/14/2017									
3/26/2018	<0.0002	<0.0002							
3/27/2018							<0.0002		
3/28/2018								<0.0002	
2/25/2019	<0.0002								
2/27/2019		6.5E-05 (J)							
2/28/2019							4.8E-05 (J)	5.8E-05 (J)	
4/1/2019	<0.0002	<0.0002						<0.0002	
4/2/2019						<0.0002	<0.0002		
4/3/2019			<0.0002						
9/23/2019	<0.0002	<0.0002				<0.0002			
9/25/2019							<0.0002	<0.0002	
9/26/2019									
9/27/2019			<0.0002						
2/18/2020	<0.0002					<0.0002			
2/19/2020		<0.0002							
2/20/2020							<0.0002		
2/21/2020			<0.0002						
2/24/2020								<0.0002	
3/18/2020	<0.0002	<0.0002							
3/19/2020						<0.0002		<0.0002	

Time Series

Constituent: Mercury (mg/L) Analysis Run 11/18/2022 2:57 AM View: Constituents View

Plant Bowen Client: Southern Company Data: Bowen AP-1

	BGWA-2 (bg)	BGWA-29 (bg)	BGWA-33 (bg)	BGWA-47D (bg)	BGWA-48D (bg)	BGWA-6	BGWC-10	BGWC-12	BGWC-14A
3/20/2020			<0.0002						
3/23/2020							<0.0002		
5/22/2020				<0.0002					<0.0002
5/25/2020					<0.0002				
6/23/2020				<0.0002	<0.0002				<0.0002
7/28/2020				<0.0002	<0.0002				<0.0002
9/2/2020				<0.0002					<0.0002
9/3/2020					<0.0002				
9/23/2020	<0.0002	<0.0002				<0.0002			
9/24/2020							<0.0002		
9/25/2020			8.7E-05 (J)					<0.0002	
10/1/2020				<0.0002	<0.0002				<0.0002
11/10/2020				<0.0002	<0.0002				<0.0002
12/15/2020				<0.0002	<0.0002				<0.0002
1/20/2021				<0.0002	<0.0002				<0.0002
2/16/2021	<0.0002	<0.0002							
2/17/2021				<0.0002	<0.0002				
2/18/2021						<0.0002	<0.0002		<0.0002
2/19/2021			<0.0002					<0.0002	
3/23/2021		<0.0002							
3/24/2021								<0.0002	<0.0002
3/25/2021				<0.0002	<0.0002				
3/26/2021	<0.0002								
3/30/2021							<0.0002		
3/31/2021						<0.0002			
4/1/2021			<0.0002						
8/16/2021	<0.0002	<0.0002		<0.0002	<0.0002	<0.0002			
8/18/2021							<0.0002	<0.0002	<0.0002
8/25/2021			<0.0002						
2/9/2022	<0.0002			<0.0002	<0.0002	<0.0002			<0.0002
2/10/2022		<0.0002							
2/11/2022							<0.0002	<0.0002	
2/16/2022			<0.0002						
7/26/2022	0.00019 (J)	0.00015 (J)		0.00022	0.00014 (J)	<0.0002			0.00016 (J)
7/27/2022								<0.0002	
7/28/2022							<0.0002		
8/3/2022			<0.0002						

Time Series

Constituent: Mercury (mg/L) Analysis Run 11/18/2022 2:57 AM View: Constituents View

Plant Bowen Client: Southern Company Data: Bowen AP-1

	BGWC-16
6/6/2016	
6/7/2016	9.8E-05 (J)
8/9/2016	
8/10/2016	
8/11/2016	<0.0002
8/12/2016	
8/16/2016	
8/22/2016	
10/3/2016	
10/4/2016	
10/6/2016	
10/7/2016	<0.0002
11/29/2016	
12/1/2016	
12/5/2016	
12/6/2016	<0.0002
1/10/2017	
2/13/2017	
2/14/2017	
2/15/2017	
2/16/2017	<0.0002
4/13/2017	
4/14/2017	
4/18/2017	<0.0002
5/25/2017	
5/30/2017	<0.0002
6/2/2017	
7/7/2017	
7/10/2017	
7/12/2017	
7/13/2017	
7/14/2017	<0.0002
3/26/2018	
3/27/2018	<0.0002
3/28/2018	
2/25/2019	<0.0002
2/27/2019	
2/28/2019	
4/1/2019	
4/2/2019	<0.0002
4/3/2019	
9/23/2019	
9/25/2019	
9/26/2019	<0.0002
9/27/2019	
2/18/2020	
2/19/2020	
2/20/2020	<0.0002
2/21/2020	
2/24/2020	
3/18/2020	
3/19/2020	<0.0002

Time Series

Constituent: Mercury (mg/L) Analysis Run 11/18/2022 2:57 AM View: Constituents View

Plant Bowen Client: Southern Company Data: Bowen AP-1

	BGWC-16
3/20/2020	
3/23/2020	
5/22/2020	
5/25/2020	
6/23/2020	
7/28/2020	
9/2/2020	
9/3/2020	
9/23/2020	
9/24/2020	<0.0002
9/25/2020	
10/1/2020	
11/10/2020	
12/15/2020	
1/20/2021	
2/16/2021	
2/17/2021	
2/18/2021	<0.0002
2/19/2021	
3/23/2021	
3/24/2021	<0.0002
3/25/2021	
3/26/2021	
3/30/2021	
3/31/2021	
4/1/2021	
8/16/2021	
8/18/2021	0.0002 (J)
8/25/2021	
2/9/2022	
2/10/2022	
2/11/2022	<0.0002
2/16/2022	
7/26/2022	
7/27/2022	<0.0002
7/28/2022	
8/3/2022	

Time Series

Constituent: Mercury (mg/L) Analysis Run 11/18/2022 2:57 AM View: Constituents View

Plant Bowen Client: Southern Company Data: Bowen AP-1

	BGWC-17	BGWC-18	BGWC-19	BGWC-20	BGWC-21	BGWC-22	BGWC-23	BGWC-24	BGWC-25
6/7/2016	0.00017 (J)								
6/8/2016		<0.0002	<0.0002	<0.0002	<0.0002	9.2E-05 (J)			<0.0002
6/9/2016							<0.0002	<0.0002	
8/11/2016	0.00019 (J)								
8/12/2016		<0.0002	<0.0002	<0.0002					
8/15/2016									<0.0002
8/18/2016					<0.0002	<0.0002	<0.0002	<0.0002	
10/7/2016	0.00014 (J)	<0.0002	<0.0002						
10/10/2016				<0.0002	<0.0002	<0.0002	<0.0002	4E-05 (J)	<0.0002
12/6/2016	0.00016 (J)	<0.0002							
12/7/2016			8E-05 (J)	<0.0002			5E-05 (J)	7E-05 (J)	
12/8/2016					<0.0002	<0.0002			<0.0002
1/23/2017									
2/7/2017									
2/16/2017	0.00017 (J)	<0.0002	<0.0002						
2/17/2017				<0.0002	<0.0002	<0.0002			
2/20/2017							<0.0002	5E-05 (J)	<0.0002
3/27/2017									
4/17/2017									
4/19/2017	0.00014 (J)	<0.0002	<0.0002	<0.0002	<0.0002		<0.0002	0.00016 (J)	
4/20/2017						<0.0002			<0.0002
5/22/2017									
5/30/2017	0.00023 (J)								
6/1/2017		<0.0002	<0.0002	<0.0002	<0.0002				<0.0002
6/5/2017						<0.0002	<0.0002	0.00013 (J)	
7/11/2017									
7/14/2017	0.00016 (J)	<0.0002	<0.0002						
7/17/2017							<0.0002	0.00013 (J)	<0.0002
7/18/2017				<0.0002	<0.0002				
7/19/2017						<0.0002			
8/23/2017									
3/26/2018									
3/27/2018	<0.0002	<0.0002	<0.0002						
3/28/2018				<0.0002	<0.0002				<0.0002
3/29/2018						<0.0002	<0.0002	<0.0002	
2/27/2019	0.00029 (J)	7.9E-05 (J)		6.6E-05 (J)					
3/1/2019			5E-05 (J)			4.2E-05 (J)	4.4E-05 (J)	0.00093	4.7E-05 (J)
4/2/2019	0.0004	<0.0002							
4/3/2019			<0.0002	<0.0002	<0.0002	<0.0002	<0.0002	0.0013	
4/4/2019									<0.0002
9/26/2019	<0.0002	<0.0002	<0.0002	<0.0002					
9/27/2019						<0.0002	<0.0002		
9/30/2019					<0.0002			0.0011	<0.0002
2/24/2020	0.0003 (J)	<0.0002	<0.0002	<0.0002					
2/25/2020						<0.0002	<0.0002		
2/26/2020					<0.0002			0.0011	<0.0002
3/19/2020	0.00017 (J)								
3/20/2020		<0.0002	<0.0002		<0.0002	<0.0002			
3/23/2020				<0.0002			<0.0002		
3/24/2020									<0.0002
3/25/2020								0.0011	
9/24/2020	0.00027 (J)	<0.0002			<0.0002	<0.0002	<0.0002		

Time Series

Constituent: Mercury (mg/L) Analysis Run 11/18/2022 2:57 AM View: Constituents View

Plant Bowen Client: Southern Company Data: Bowen AP-1

	BGWC-17	BGWC-18	BGWC-19	BGWC-20	BGWC-21	BGWC-22	BGWC-23	BGWC-24	BGWC-25
9/25/2020								0.0036	
9/28/2020			<0.0002	<0.0002					<0.0002
2/18/2021	0.00017 (J)	<0.0002	<0.0002	<0.0002					
2/19/2021					<0.0002	<0.0002	<0.0002	0.0033	
2/23/2021									<0.0002
3/8/2021									
3/24/2021	0.00012 (J)	<0.0002							
3/25/2021									
3/26/2021			<0.0002				<0.0002	0.0058	<0.0002
3/29/2021				<0.0002	<0.0002	<0.0002			
8/19/2021	<0.0002	<0.0002							<0.0002
8/20/2021			<0.0002	<0.0002	<0.0002				
8/23/2021						<0.0002	<0.0002	0.00026	
2/11/2022	<0.0002								
2/14/2022							<0.0002		
2/15/2022						<0.0002		0.0014	
2/16/2022		<0.0002	<0.0002	<0.0002	<0.0002				<0.0002
7/27/2022	0.00025	<0.0002	<0.0002	<0.0002					<0.0002
7/28/2022					<0.0002				
8/1/2022							<0.0002		
8/2/2022						<0.0002		<0.0002	
10/21/2022								0.00026	

Time Series

Constituent: Mercury (mg/L) Analysis Run 11/18/2022 2:57 AM View: Constituents View

Plant Bowen Client: Southern Company Data: Bowen AP-1

	BGWC-30
6/7/2016	
6/8/2016	
6/9/2016	
8/11/2016	
8/12/2016	
8/15/2016	
8/18/2016	
10/7/2016	
10/10/2016	
12/6/2016	
12/7/2016	
12/8/2016	
1/23/2017	8E-05 (J)
2/7/2017	0.00011 (J)
2/16/2017	
2/17/2017	
2/20/2017	
3/27/2017	8E-05 (J)
4/17/2017	4E-05 (J)
4/19/2017	
4/20/2017	
5/22/2017	<0.0002
5/30/2017	
6/1/2017	
6/5/2017	6E-05 (J)
7/11/2017	9.1E-05 (J)
7/14/2017	
7/17/2017	
7/18/2017	
7/19/2017	
8/23/2017	5E-05 (J)
3/26/2018	<0.0002
3/27/2018	
3/28/2018	
3/29/2018	
2/27/2019	
3/1/2019	0.0001 (J)
4/2/2019	<0.0002
4/3/2019	
4/4/2019	
9/26/2019	
9/27/2019	<0.0002
9/30/2019	
2/24/2020	
2/25/2020	
2/26/2020	<0.0002
3/19/2020	
3/20/2020	
3/23/2020	<0.0002
3/24/2020	
3/25/2020	
9/24/2020	

Time Series

Constituent: Mercury (mg/L) Analysis Run 11/18/2022 2:57 AM View: Constituents View

Plant Bowen Client: Southern Company Data: Bowen AP-1

	BGWC-30
9/25/2020	<0.0002
9/28/2020	
2/18/2021	
2/19/2021	
2/23/2021	
3/8/2021	<0.0002
3/24/2021	
3/25/2021	<0.0002
3/26/2021	
3/29/2021	
8/19/2021	<0.0002
8/20/2021	
8/23/2021	
2/11/2022	
2/14/2022	<0.0002
2/15/2022	
2/16/2022	
7/27/2022	
7/28/2022	
8/1/2022	<0.0002
8/2/2022	
10/21/2022	

Time Series

Constituent: Mercury (mg/L) Analysis Run 11/18/2022 2:57 AM View: Constituents View

Plant Bowen Client: Southern Company Data: Bowen AP-1

	BGWC-31	BGWC-32	BGWC-34D	BGWC-35D	BGWC-36D	BGWC-37D	BGWC-38D	BGWC-39	BGWC-40
4/2/2019					<0.0002				
4/4/2019	<0.0002		<0.0002	<0.0002					
4/5/2019		<0.0002							
9/24/2019	<0.0002		<0.0002						
9/26/2019		<0.0002		<0.0002					
9/27/2019					<0.0002				
2/25/2020				<0.0002		<0.0002			
2/26/2020	<0.0002				0.00018 (J)				
2/27/2020		<0.0002	<0.0002				<0.0002	<0.0002	
2/28/2020									<0.0002
3/23/2020	<0.0002				<0.0002				
3/24/2020		<0.0002	<0.0002			<0.0002	<0.0002	<0.0002	
3/25/2020				<0.0002					<0.0002
9/2/2020							0.0001 (J)		
9/25/2020		<0.0002		<0.0002		<0.0002			
9/28/2020	<0.0002		<0.0002		<0.0002				
9/29/2020								<0.0002	<0.0002
2/19/2021			<0.0002						
2/22/2021	<0.0002			<0.0002		<0.0002		<0.0002	<0.0002
2/23/2021		<0.0002							
3/8/2021					<0.0002				
3/9/2021							<0.0002		
3/25/2021					<0.0002				
3/26/2021				<0.0002		<0.0002			
3/29/2021	<0.0002						<0.0002		
3/30/2021		<0.0002	<0.0002						<0.0002
3/31/2021								<0.0002	
8/19/2021							0.00012 (J)		
8/20/2021	<0.0002			<0.0002		<0.0002			
8/23/2021					<0.0002				
8/24/2021			<0.0002					<0.0002	<0.0002
8/25/2021		<0.0002							
2/14/2022					<0.0002		<0.0002		
2/15/2022									
2/16/2022	<0.0002	<0.0002	<0.0002					<0.0002	<0.0002
2/17/2022				<0.0002		<0.0002			
7/28/2022	0.00015 (J)		0.00014 (J)	0.00016 (J)		<0.0002			<0.0002
7/29/2022		<0.0002			<0.0002				
8/2/2022							0.00028	<0.0002	

Time Series

Constituent: Mercury (mg/L) Analysis Run 11/18/2022 2:57 AM View: Constituents View

Plant Bowen Client: Southern Company Data: Bowen AP-1

	BGWC-41D
4/2/2019	
4/4/2019	
4/5/2019	
9/24/2019	
9/26/2019	
9/27/2019	
2/25/2020	
2/26/2020	
2/27/2020	
2/28/2020	
3/23/2020	
3/24/2020	
3/25/2020	
9/2/2020	<0.0002
9/25/2020	
9/28/2020	
9/29/2020	
2/19/2021	
2/22/2021	<0.0002
2/23/2021	
3/8/2021	
3/9/2021	
3/25/2021	
3/26/2021	
3/29/2021	
3/30/2021	
3/31/2021	<0.0002
8/19/2021	
8/20/2021	
8/23/2021	
8/24/2021	<0.0002
8/25/2021	
2/14/2022	
2/15/2022	<0.0002
2/16/2022	
2/17/2022	
7/28/2022	
7/29/2022	<0.0002
8/2/2022	

Time Series

Constituent: Mercury (mg/L) Analysis Run 11/18/2022 2:57 AM View: Constituents View

Plant Bowen Client: Southern Company Data: Bowen AP-1

	BGWC-42D	BGWC-43D	BGWC-44D	BGWC-49D	BGWC-50D	BGWC-51	BGWC-52	BGWC-7	BGWC-8
6/6/2016									
6/7/2016									9.7E-05 (J)
6/8/2016								<0.0002	
8/10/2016									<0.0002
8/11/2016								<0.0002	
10/4/2016									<0.0002
10/5/2016									
10/6/2016								<0.0002	
12/2/2016									<0.0002
12/5/2016									
12/6/2016								<0.0002	
2/14/2017									<0.0002
2/15/2017								<0.0002	
4/14/2017									<0.0002
4/17/2017									
4/18/2017								<0.0002	
5/26/2017									<0.0002
6/2/2017								<0.0002	
7/10/2017									<0.0002
7/11/2017									
7/14/2017								<0.0002	
3/26/2018									<0.0002
3/27/2018								<0.0002	
2/25/2019									<0.0002
2/28/2019								5.3E-05 (J)	
4/1/2019									<0.0002
4/2/2019								<0.0002	
9/24/2019								<0.0002	<0.0002
2/19/2020									<0.0002
2/20/2020									
2/21/2020								<0.0002	
3/18/2020									<0.0002
3/19/2020								<0.0002	
9/3/2020	<0.0002	<0.0002	<0.0002						
9/23/2020									<0.0002
9/24/2020									
9/25/2020								<0.0002	
1/28/2021						0.0046	0.00019 (J)		
2/16/2021									<0.0002
2/17/2021									
2/18/2021			<0.0002					<0.0002	
2/22/2021	<0.0002								
2/23/2021						0.0033	<0.0002		
3/8/2021		<0.0002							
3/24/2021									<0.0002
3/29/2021		<0.0002							
3/30/2021						0.002	<0.0002	<0.0002	
3/31/2021			<0.0002						
4/1/2021	<0.0002								
4/19/2021				<0.0002	<0.0002				
8/18/2021			<0.0002		<0.0002				<0.0002
8/19/2021								<0.0002	

Time Series

Constituent: Mercury (mg/L) Analysis Run 11/18/2022 2:57 AM View: Constituents View

Plant Bowen Client: Southern Company Data: Bowen AP-1

	BGWC-42D	BGWC-43D	BGWC-44D	BGWC-49D	BGWC-50D	BGWC-51	BGWC-52	BGWC-7	BGWC-8
8/20/2021	<0.0002								
8/23/2021		<0.0002				0.0014	<0.0002		
8/24/2021				<0.0002					
2/9/2022			<0.0002		<0.0002				
2/10/2022									<0.0002
2/11/2022								<0.0002	
2/14/2022						0.00025	<0.0002		
2/15/2022		<0.0002							
2/17/2022	<0.0002			<0.0002					
7/26/2022			0.00017 (J)		<0.0002				0.00016 (J)
7/28/2022	<0.0002						<0.0002	<0.0002	
8/1/2022		<0.0002		<0.0002		<0.0002			

Time Series

Constituent: Mercury (mg/L) Analysis Run 11/18/2022 2:57 AM View: Constituents View

Plant Bowen Client: Southern Company Data: Bowen AP-1

	BGWC-9
6/6/2016	8E-05 (J)
6/7/2016	
6/8/2016	
8/10/2016	
8/11/2016	<0.0002
10/4/2016	
10/5/2016	<0.0002
10/6/2016	
12/2/2016	
12/5/2016	<0.0002
12/6/2016	
2/14/2017	
2/15/2017	<0.0002
4/14/2017	
4/17/2017	<0.0002
4/18/2017	
5/26/2017	<0.0002
6/2/2017	
7/10/2017	
7/11/2017	<0.0002
7/14/2017	
3/26/2018	
3/27/2018	<0.0002
2/25/2019	
2/28/2019	
4/1/2019	<0.0002
4/2/2019	
9/24/2019	<0.0002
2/19/2020	
2/20/2020	<0.0002
2/21/2020	
3/18/2020	
3/19/2020	<0.0002
9/3/2020	
9/23/2020	
9/24/2020	<0.0002
9/25/2020	
1/28/2021	
2/16/2021	
2/17/2021	<0.0002
2/18/2021	
2/22/2021	
2/23/2021	
3/8/2021	
3/24/2021	<0.0002
3/29/2021	
3/30/2021	
3/31/2021	
4/1/2021	
4/19/2021	
8/18/2021	<0.0002
8/19/2021	

Time Series

Constituent: Mercury (mg/L) Analysis Run 11/18/2022 2:57 AM View: Constituents View

Plant Bowen Client: Southern Company Data: Bowen AP-1

	BGWC-9
8/20/2021	
8/23/2021	
8/24/2021	
2/9/2022	
2/10/2022	<0.0002
2/11/2022	
2/14/2022	
2/15/2022	
2/17/2022	
7/26/2022	0.00016 (J)
7/28/2022	
8/1/2022	

Time Series

Constituent: Molybdenum (mg/L) Analysis Run 11/18/2022 2:57 AM View: Constituents View

Plant Bowen Client: Southern Company Data: Bowen AP-1

	BGWA-2 (bg)	BGWA-29 (bg)	BGWA-33 (bg)	BGWA-47D (bg)	BGWA-48D (bg)	BGWA-6	BGWC-10	BGWC-12	BGWC-14A
6/6/2016	0.0015 (J)					<0.01			
6/7/2016							0.0067 (J)	<0.01	
8/9/2016	0.0016 (J)								
8/10/2016						<0.01			
8/11/2016									
8/12/2016								<0.01	
8/16/2016							0.0032 (J)		
8/22/2016		<0.01							
10/3/2016	<0.01								
10/4/2016		<0.01				<0.01			
10/6/2016								<0.01	
10/7/2016							0.0032 (J)		
11/29/2016	0.0022 (J)								
12/1/2016		<0.01				<0.01			
12/5/2016								<0.01	
12/6/2016							0.0049 (J)		
1/10/2017		<0.01							
2/13/2017	0.002 (J)								
2/14/2017		<0.01				<0.01			
2/15/2017								<0.01	
2/16/2017							0.0039 (J)		
4/13/2017	0.0025 (J)					<0.01			
4/14/2017		<0.01							
4/18/2017							0.0032 (J)	<0.01	
5/25/2017	0.002 (J)	<0.01				<0.01			
5/30/2017									
6/2/2017							0.0035 (J)	<0.01	
7/7/2017	0.0017 (J)					<0.01			
7/10/2017		<0.01							
7/12/2017							0.0037 (J)		
7/13/2017								<0.01	
7/14/2017									
3/26/2018	<0.01	<0.01							
3/27/2018							0.0032 (J)		
3/28/2018								<0.01	
6/12/2018	<0.01	<0.01							
6/14/2018							0.0033 (J)	<0.01	
10/16/2018	<0.01	<0.01				<0.01			
10/17/2018								<0.01	
10/18/2018							0.0034 (J)		
2/25/2019	<0.01								
2/27/2019		<0.01							
2/28/2019							0.0035 (J)	<0.01	
4/1/2019	0.0014 (J)	0.00053 (J)						<0.01	
4/2/2019						0.00026 (J)	0.0032 (J)		
4/3/2019			0.034						
5/2/2019	<0.01								
7/9/2019			0.034						
9/23/2019	0.0017 (J)	<0.01				<0.01			
9/25/2019							0.0035 (J)	<0.01	
9/26/2019									
9/27/2019			0.019						

Time Series

Constituent: Molybdenum (mg/L) Analysis Run 11/18/2022 2:57 AM View: Constituents View

Plant Bowen Client: Southern Company Data: Bowen AP-1

	BGWA-2 (bg)	BGWA-29 (bg)	BGWA-33 (bg)	BGWA-47D (bg)	BGWA-48D (bg)	BGWA-6	BGWC-10	BGWC-12	BGWC-14A
2/18/2020	<0.01					<0.01			
2/19/2020		<0.01							
2/20/2020							0.0037 (J)		
2/21/2020			0.029						
2/24/2020								<0.01	
3/18/2020	0.0012 (J)	<0.01							
3/19/2020						<0.01		<0.01	
3/20/2020			0.032						
3/23/2020							0.0035 (J)		
5/22/2020				0.0011 (J)					0.0012 (J)
5/25/2020					0.003 (J)				
6/23/2020				<0.01	0.0048 (J)				<0.01
7/28/2020				<0.01	0.0073 (J)				0.00094 (J)
9/2/2020				<0.01					0.0013 (J)
9/3/2020					0.0074 (J)				
9/23/2020	<0.01	<0.01				<0.01			
9/24/2020							0.0032 (J)		
9/25/2020			0.032					<0.01	
10/1/2020				<0.01	0.0046 (J)				0.0017 (J)
11/10/2020				<0.01	0.0016 (J)				0.0016 (J)
12/15/2020				<0.01	0.0021				0.0019
1/20/2021				<0.01	0.0018 (J)				0.0016 (J)
2/16/2021	0.0011 (J)	<0.01							
2/17/2021				<0.01	0.0017 (J)				
2/18/2021						<0.01	0.0036 (J)		0.0045 (J)
2/19/2021			0.029					<0.01	
3/23/2021		<0.01							
3/24/2021								<0.01	<0.01
3/25/2021				<0.01	0.0015 (J)				
3/26/2021	0.00092 (J)								
3/30/2021							0.0035 (J)		
3/31/2021						0.001 (J)			
4/1/2021			0.026						
8/16/2021	<0.01	<0.01		<0.01	0.0011 (J)	<0.01			
8/18/2021							0.0029 (J)	<0.01	0.0011 (J)
8/25/2021			0.031						
2/9/2022	<0.01			<0.01	0.00093 (J)	<0.01			<0.01
2/10/2022		<0.01							
2/11/2022							0.003 (J)	<0.01	
2/16/2022			0.025						
7/26/2022	<0.01	<0.01		<0.01	0.0039 (J)	<0.01			0.0015 (J)
7/27/2022								<0.01	
7/28/2022							0.0028 (J)		
8/3/2022			0.0094 (J)						

Time Series

Constituent: Molybdenum (mg/L) Analysis Run 11/18/2022 2:57 AM View: Constituents View

Plant Bowen Client: Southern Company Data: Bowen AP-1

	BGWC-16
6/6/2016	
6/7/2016	<0.01
8/9/2016	
8/10/2016	
8/11/2016	<0.01
8/12/2016	
8/16/2016	
8/22/2016	
10/3/2016	
10/4/2016	
10/6/2016	
10/7/2016	<0.01
11/29/2016	
12/1/2016	
12/5/2016	
12/6/2016	<0.01
1/10/2017	
2/13/2017	
2/14/2017	
2/15/2017	
2/16/2017	<0.01
4/13/2017	
4/14/2017	
4/18/2017	<0.01
5/25/2017	
5/30/2017	<0.01
6/2/2017	
7/7/2017	
7/10/2017	
7/12/2017	
7/13/2017	
7/14/2017	<0.01
3/26/2018	
3/27/2018	<0.01
3/28/2018	
6/12/2018	<0.01
6/14/2018	
10/16/2018	
10/17/2018	
10/18/2018	<0.01
2/25/2019	<0.01
2/27/2019	
2/28/2019	
4/1/2019	
4/2/2019	<0.01
4/3/2019	
5/2/2019	
7/9/2019	
9/23/2019	
9/25/2019	
9/26/2019	<0.01
9/27/2019	

Time Series

Constituent: Molybdenum (mg/L) Analysis Run 11/18/2022 2:57 AM View: Constituents View

Plant Bowen Client: Southern Company Data: Bowen AP-1

	BGWC-16
2/18/2020	
2/19/2020	
2/20/2020	<0.01
2/21/2020	
2/24/2020	
3/18/2020	
3/19/2020	<0.01
3/20/2020	
3/23/2020	
5/22/2020	
5/25/2020	
6/23/2020	
7/28/2020	
9/2/2020	
9/3/2020	
9/23/2020	
9/24/2020	<0.01
9/25/2020	
10/1/2020	
11/10/2020	
12/15/2020	
1/20/2021	
2/16/2021	
2/17/2021	
2/18/2021	<0.01
2/19/2021	
3/23/2021	
3/24/2021	<0.01
3/25/2021	
3/26/2021	
3/30/2021	
3/31/2021	
4/1/2021	
8/16/2021	
8/18/2021	<0.01
8/25/2021	
2/9/2022	
2/10/2022	
2/11/2022	<0.01
2/16/2022	
7/26/2022	
7/27/2022	<0.01
7/28/2022	
8/3/2022	

Time Series

Constituent: Molybdenum (mg/L) Analysis Run 11/18/2022 2:57 AM View: Constituents View

Plant Bowen Client: Southern Company Data: Bowen AP-1

	BGWC-17	BGWC-18	BGWC-19	BGWC-20	BGWC-21	BGWC-22	BGWC-23	BGWC-24	BGWC-25
6/7/2016	<0.01								
6/8/2016		<0.01	<0.01	0.011 (J)	0.0027 (J)	0.07			0.0064 (J)
6/9/2016							0.013 (J)	0.0024 (J)	
8/11/2016	<0.01								
8/12/2016		<0.01	<0.01	0.0127					
8/15/2016									0.0039 (J)
8/18/2016					0.0023 (J)	0.0758	0.0136	0.0034 (J)	
10/7/2016	<0.01	<0.01	<0.01						
10/10/2016				0.0136	0.0025 (J)	0.0712	0.0134	0.0047 (J)	0.0029 (J)
12/6/2016	<0.01	<0.01							
12/7/2016			<0.01	0.0139			0.0128	0.0066 (J)	
12/8/2016					<0.01	0.0682			<0.01
1/23/2017									
2/7/2017									
2/16/2017	<0.01	<0.01	<0.01						
2/17/2017				0.0148	<0.01	0.066			
2/20/2017							0.0122	0.0026 (J)	0.0024 (J)
3/27/2017									
4/17/2017									
4/19/2017	<0.01	<0.01	<0.01	0.012	0.0014 (J)		0.0124	0.002 (J)	
4/20/2017						0.0662			0.0019 (J)
5/22/2017									
5/30/2017	<0.01								
6/1/2017		<0.01	<0.01	0.0125	0.0012 (J)				0.0026 (J)
6/5/2017						0.071	0.0115	0.0015 (J)	
7/11/2017									
7/14/2017	<0.01	<0.01	<0.01						
7/17/2017							0.0131	0.0013 (J)	0.0024 (J)
7/18/2017				0.0155	0.0013 (J)				
7/19/2017						0.0703			
8/23/2017									
3/26/2018									
3/27/2018	<0.01	<0.01	<0.01						
3/28/2018				0.012	<0.01				<0.01
3/29/2018						0.056	0.013	0.0027 (J)	
6/13/2018				0.016			0.013	<0.01	
6/14/2018	<0.01	<0.01			<0.01	0.059			<0.01
6/15/2018			<0.01						
10/17/2018	<0.01								
10/18/2018		<0.01							
10/19/2018			<0.01		<0.01				
10/22/2018				0.013		0.055	0.013	<0.01	<0.01
2/27/2019	<0.01	<0.01		0.013					
3/1/2019			<0.01			0.039	0.013	<0.01	<0.01
4/2/2019	<0.01	<0.01							
4/3/2019			0.00023 (J)	0.012	0.0019 (J)	0.039	0.012	0.00095 (J)	
4/4/2019									0.00096 (J)
5/2/2019						0.043			
9/26/2019	<0.01	<0.01	<0.01	0.015					
9/27/2019						0.045	0.012		
9/30/2019					0.003 (J)			0.00099 (J)	<0.01
2/24/2020	<0.01	<0.01	<0.01	0.015					

Time Series

Constituent: Molybdenum (mg/L) Analysis Run 11/18/2022 2:57 AM View: Constituents View

Plant Bowen Client: Southern Company Data: Bowen AP-1

	BGWC-17	BGWC-18	BGWC-19	BGWC-20	BGWC-21	BGWC-22	BGWC-23	BGWC-24	BGWC-25
2/25/2020						0.039	0.014		
2/26/2020					0.0016 (J)			<0.01	<0.01
3/19/2020	<0.01								
3/20/2020		<0.01	<0.01		0.0023 (J)	0.039			
3/23/2020				0.016			0.013		
3/24/2020									<0.01
3/25/2020								<0.01	
9/24/2020	<0.01	<0.01			0.0036 (J)	0.04	0.011		
9/25/2020								0.00081 (J)	
9/28/2020			<0.01	0.018					<0.01
2/18/2021	<0.01	<0.01	<0.01	0.028					
2/19/2021					0.0013 (J)	0.046	0.011	<0.01	
2/23/2021									<0.01
3/8/2021									
3/24/2021	<0.01	<0.01							
3/25/2021									
3/26/2021			<0.01				0.011 (J)	<0.01	<0.01
3/29/2021				0.024	0.0021 (J)	0.045			
7/19/2021						0.044	0.011	<0.01	
7/20/2021									
8/19/2021	<0.01	<0.01							<0.01
8/20/2021			<0.01	0.026	0.003 (J)				
8/23/2021						0.041	0.0098 (J)	<0.01	
11/1/2021						0.043	0.0092 (J)	<0.01	
2/11/2022	<0.01								
2/14/2022							0.0079 (J)		
2/15/2022						0.039		<0.01	
2/16/2022		<0.01	<0.01	0.025	0.005 (J)				<0.01
7/27/2022	<0.01	<0.01	<0.01	0.028					<0.01
7/28/2022					0.0042 (J)				
8/1/2022							0.0071 (J)		
8/2/2022						0.04		0.0027 (J)	
10/21/2022								<0.01 (R)	

Time Series

Constituent: Molybdenum (mg/L) Analysis Run 11/18/2022 2:57 AM View: Constituents View

Plant Bowen Client: Southern Company Data: Bowen AP-1

	BGWC-30
6/7/2016	
6/8/2016	
6/9/2016	
8/11/2016	
8/12/2016	
8/15/2016	
8/18/2016	
10/7/2016	
10/10/2016	
12/6/2016	
12/7/2016	
12/8/2016	
1/23/2017	0.0125
2/7/2017	0.0163
2/16/2017	
2/17/2017	
2/20/2017	
3/27/2017	0.0157
4/17/2017	0.0178
4/19/2017	
4/20/2017	
5/22/2017	0.0208
5/30/2017	
6/1/2017	
6/5/2017	0.0191
7/11/2017	0.0218
7/14/2017	
7/17/2017	
7/18/2017	
7/19/2017	
8/23/2017	0.0218
3/26/2018	0.014
3/27/2018	
3/28/2018	
3/29/2018	
6/13/2018	
6/14/2018	
6/15/2018	0.012
10/17/2018	
10/18/2018	
10/19/2018	
10/22/2018	0.01
2/27/2019	
3/1/2019	0.011
4/2/2019	0.01
4/3/2019	
4/4/2019	
5/2/2019	
9/26/2019	
9/27/2019	0.0036 (J)
9/30/2019	
2/24/2020	

Time Series

Constituent: Molybdenum (mg/L) Analysis Run 11/18/2022 2:57 AM View: Constituents View

Plant Bowen Client: Southern Company Data: Bowen AP-1

	BGWC-30
2/25/2020	
2/26/2020	0.0023 (J)
3/19/2020	
3/20/2020	
3/23/2020	0.0037 (J)
3/24/2020	
3/25/2020	
9/24/2020	
9/25/2020	0.0027 (J)
9/28/2020	
2/18/2021	
2/19/2021	
2/23/2021	
3/8/2021	0.0031 (J)
3/24/2021	
3/25/2021	0.0017 (J)
3/26/2021	
3/29/2021	
7/19/2021	
7/20/2021	0.0018 (J)
8/19/2021	0.0032 (J)
8/20/2021	
8/23/2021	
11/1/2021	0.0032 (J)
2/11/2022	
2/14/2022	0.0048 (J)
2/15/2022	
2/16/2022	
7/27/2022	
7/28/2022	
8/1/2022	0.0047 (J)
8/2/2022	
10/21/2022	

Time Series

Constituent: Molybdenum (mg/L) Analysis Run 11/18/2022 2:57 AM View: Constituents View

Plant Bowen Client: Southern Company Data: Bowen AP-1

	BGWC-31	BGWC-32	BGWC-34D	BGWC-35D	BGWC-36D	BGWC-37D	BGWC-38D	BGWC-39	BGWC-40
10/17/2018					0.017				
10/18/2018	<0.01								
10/19/2018			0.0021 (J)						
10/22/2018		0.0038 (J)		0.033					
11/29/2018				0.03					
1/14/2019					0.013				
4/2/2019					0.011				
4/4/2019	0.00033 (J)		0.0011 (J)	0.03					
4/5/2019		0.0035 (J)							
5/2/2019							0.11		
5/3/2019		0.0048 (J)				0.04			
9/24/2019	<0.01		<0.01						
9/26/2019		0.003 (J)		0.033					
9/27/2019					0.013				
2/25/2020				0.026		0.012			
2/26/2020	<0.01				0.0032 (J)				
2/27/2020		0.0032 (J)	0.001 (J)				0.11	0.0039 (J)	
2/28/2020									0.0014 (J)
3/23/2020	<0.01				0.0058 (J)				
3/24/2020		0.0031 (J)	0.001 (J)			0.01	0.12	0.0026 (J)	
3/25/2020				0.022					0.0012 (J)
5/4/2020									
9/2/2020							0.1		
9/25/2020		0.003 (J)		0.024		0.0088 (J)			
9/28/2020	<0.01		0.00078 (J)		0.0084 (J)				
9/29/2020								0.01	0.00069 (J)
2/19/2021			0.0009 (J)						
2/22/2021	<0.01			0.035		0.012		0.0076 (J)	<0.01
2/23/2021		0.0032 (J)							
3/8/2021					0.0083 (J)				
3/9/2021							0.13		
3/25/2021					0.013				
3/26/2021				0.036		0.017			
3/29/2021	<0.01						0.13		
3/30/2021		0.0037 (J)	0.0011 (J)						<0.01
3/31/2021								0.0062 (J)	
8/19/2021							0.076		
8/20/2021	<0.01			0.04		0.016			
8/23/2021					0.014				
8/24/2021			0.00098 (J)					0.0076 (J)	<0.01
8/25/2021		0.0038 (J)							
11/1/2021							0.081		
2/14/2022					0.012		0.097		
2/15/2022									
2/16/2022	<0.01	0.0038 (J)	0.00094 (J)					0.0052 (J)	<0.01
2/17/2022				0.039		0.016			
7/28/2022	<0.01		0.0011 (J)	0.036		0.0082 (J)			<0.01
7/29/2022		0.0036 (J)			0.0095 (J)				
8/2/2022							0.093	0.0062 (J)	

Time Series

Constituent: Molybdenum (mg/L) Analysis Run 11/18/2022 2:57 AM View: Constituents View

Plant Bowen Client: Southern Company Data: Bowen AP-1

	BGWC-41D
10/17/2018	
10/18/2018	
10/19/2018	
10/22/2018	
11/29/2018	
1/14/2019	
4/2/2019	
4/4/2019	
4/5/2019	
5/2/2019	
5/3/2019	
9/24/2019	
9/26/2019	
9/27/2019	
2/25/2020	
2/26/2020	
2/27/2020	
2/28/2020	
3/23/2020	
3/24/2020	
3/25/2020	
5/4/2020	<0.01
9/2/2020	0.015
9/25/2020	
9/28/2020	
9/29/2020	
2/19/2021	
2/22/2021	0.013
2/23/2021	
3/8/2021	
3/9/2021	
3/25/2021	
3/26/2021	
3/29/2021	
3/30/2021	
3/31/2021	0.011
8/19/2021	
8/20/2021	
8/23/2021	
8/24/2021	0.011
8/25/2021	
11/1/2021	
2/14/2022	
2/15/2022	0.0087 (J)
2/16/2022	
2/17/2022	
7/28/2022	
7/29/2022	0.008 (J)
8/2/2022	

Time Series

Constituent: Molybdenum (mg/L) Analysis Run 11/18/2022 2:57 AM View: Constituents View

Plant Bowen Client: Southern Company Data: Bowen AP-1

	BGWC-42D	BGWC-43D	BGWC-44D	BGWC-49D	BGWC-50D	BGWC-51	BGWC-52	BGWC-7	BGWC-8
6/6/2016									
6/7/2016									0.00063 (J)
6/8/2016								0.0088 (J)	
8/10/2016									0.0039 (J)
8/11/2016								0.01	
10/4/2016									0.0052 (J)
10/5/2016									
10/6/2016								0.0117	
12/2/2016									<0.01
12/5/2016									
12/6/2016								0.0102	
2/14/2017									0.0044 (J)
2/15/2017								0.0018 (J)	
4/14/2017									0.0013 (J)
4/17/2017									
4/18/2017								0.0103	
5/26/2017									0.0024 (J)
6/2/2017								0.0129	
7/10/2017									0.0013 (J)
7/11/2017									
7/14/2017								0.0129	
3/26/2018									<0.01
3/27/2018								0.01	
6/12/2018									0.0026 (J)
6/13/2018								0.013	
10/16/2018									0.0041 (J)
10/17/2018									
10/18/2018								0.01 (J)	
2/25/2019									<0.01
2/28/2019								0.016	
4/1/2019									0.00054 (J)
4/2/2019								0.011	
9/24/2019								0.01 (J)	0.0016 (J)
2/19/2020									0.0018 (J)
2/20/2020									
2/21/2020								0.011	
3/18/2020									<0.01
3/19/2020								0.011	
5/4/2020		0.14	<0.01						
5/11/2020	0.02								
5/20/2020	0.021	0.16							
9/3/2020	0.018	0.11	0.0055 (J)						
9/23/2020									<0.01
9/24/2020									
9/25/2020								0.0099 (J)	
1/28/2021						<0.01	0.0038 (J)		
2/16/2021									0.0011 (J)
2/17/2021									
2/18/2021			0.0062 (J)					0.0098 (J)	
2/22/2021	0.0052 (J)								
2/23/2021						<0.01	0.0039 (J)		
3/8/2021		0.2							

Time Series

Constituent: Molybdenum (mg/L) Analysis Run 11/18/2022 2:57 AM View: Constituents View

Plant Bowen Client: Southern Company Data: Bowen AP-1

	BGWC-42D	BGWC-43D	BGWC-44D	BGWC-49D	BGWC-50D	BGWC-51	BGWC-52	BGWC-7	BGWC-8
3/24/2021									<0.01
3/29/2021		0.21							
3/30/2021						0.0027 (J)	0.0035 (J)	0.011	
3/31/2021			0.0023 (J)						
4/1/2021	0.0059 (J)								
4/19/2021				0.0067 (J)	0.0043 (J)				
7/20/2021		0.24							
8/18/2021			0.0041 (J)		0.0021 (J)				0.0019 (J)
8/19/2021								0.0094 (J)	
8/20/2021	0.013								
8/23/2021		0.21				<0.01	0.0038 (J)		
8/24/2021				0.0049 (J)					
2/9/2022			0.0011 (J)		0.0032 (J)				
2/10/2022									0.00081 (J)
2/11/2022								0.0088 (J)	
2/14/2022						<0.01	0.0041 (J)		
2/15/2022		0.15							
2/17/2022	0.0055 (J)			0.0056 (J)					
7/26/2022			0.012		0.0029 (J)				0.00096 (J)
7/28/2022	0.0092 (J)						0.0053 (J)	0.009 (J)	
8/1/2022		0.16		0.0066 (J)		<0.01			

Time Series

Constituent: Molybdenum (mg/L) Analysis Run 11/18/2022 2:57 AM View: Constituents View

Plant Bowen Client: Southern Company Data: Bowen AP-1

	BGWC-9
6/6/2016	0.0028 (J)
6/7/2016	
6/8/2016	
8/10/2016	
8/11/2016	0.003 (J)
10/4/2016	
10/5/2016	0.0032 (J)
10/6/2016	
12/2/2016	
12/5/2016	0.0033 (J)
12/6/2016	
2/14/2017	
2/15/2017	0.0027 (J)
4/14/2017	
4/17/2017	0.0025 (J)
4/18/2017	
5/26/2017	0.0029 (J)
6/2/2017	
7/10/2017	
7/11/2017	0.0029 (J)
7/14/2017	
3/26/2018	
3/27/2018	0.0031 (J)
6/12/2018	0.0043 (J)
6/13/2018	
10/16/2018	
10/17/2018	0.0038 (J)
10/18/2018	
2/25/2019	
2/28/2019	
4/1/2019	0.0027 (J)
4/2/2019	
9/24/2019	0.0041 (J)
2/19/2020	
2/20/2020	0.002 (J)
2/21/2020	
3/18/2020	
3/19/2020	0.0024 (J)
5/4/2020	
5/11/2020	
5/20/2020	
9/3/2020	
9/23/2020	
9/24/2020	0.0034 (J)
9/25/2020	
1/28/2021	
2/16/2021	
2/17/2021	0.0033 (J)
2/18/2021	
2/22/2021	
2/23/2021	
3/8/2021	

Time Series

Constituent: Molybdenum (mg/L) Analysis Run 11/18/2022 2:57 AM View: Constituents View

Plant Bowen Client: Southern Company Data: Bowen AP-1

	BGWC-9
3/24/2021	0.0027 (J)
3/29/2021	
3/30/2021	
3/31/2021	
4/1/2021	
4/19/2021	
7/20/2021	
8/18/2021	0.0028 (J)
8/19/2021	
8/20/2021	
8/23/2021	
8/24/2021	
2/9/2022	
2/10/2022	0.0026 (J)
2/11/2022	
2/14/2022	
2/15/2022	
2/17/2022	
7/26/2022	0.0029 (J)
7/28/2022	
8/1/2022	

Time Series

Constituent: pH (s.u.) Analysis Run 11/18/2022 2:57 AM View: Constituents View

Plant Bowen Client: Southern Company Data: Bowen AP-1

	BGWA-2 (bg)	BGWA-29 (bg)	BGWA-33 (bg)	BGWA-47D (bg)	BGWA-48D (bg)	BGWA-6	BGWC-10	BGWC-12	BGWC-14A
6/6/2016	7.69					7.3			
6/7/2016							7.49	7.56	
8/9/2016	7.72								
8/10/2016						7.41			
8/11/2016									
8/12/2016								7.47	
8/15/2016							7.51		
8/22/2016		7.91							
10/3/2016	7.74								
10/4/2016		7.81				7.26			
10/6/2016							7.58	7.26	
10/7/2016									
11/29/2016	7.74								
12/1/2016		8.06				7.36			
12/5/2016								7.58	
12/6/2016							7.44		
1/10/2017		7.97							
2/13/2017	7.63								
2/14/2017		7.89				7.36			
2/15/2017								7.32	
2/16/2017							7.21		
4/13/2017	7.57					7.12			
4/14/2017		7.86							
4/18/2017							7.39	7.31	
5/25/2017	7.84	8.11				7.41			
5/30/2017									
6/2/2017							7.38	7.36	
7/7/2017	7.82					7.5			
7/10/2017		8.12							
7/12/2017							7.37		
7/13/2017								7.24	
7/14/2017									
10/9/2017	7.8					7.43			
10/10/2017		8.13						7.46	
10/11/2017							7.37		
3/26/2018	7.74	7.98							
3/27/2018							7.51		
3/28/2018								7.22	
6/12/2018	7.88	8.09							
6/14/2018							7.48	7.35	
10/16/2018	7.73	7.64				7.36			
10/17/2018								7.4	
10/18/2018							7.2		
2/25/2019	7.78								
2/27/2019		8							
2/28/2019							7.55	7.28	
4/1/2019	7.7	7.85						7.23	
4/2/2019			7.67			7.24	7.54		
5/2/2019	7.71								
9/23/2019	7.58	7.98							
9/25/2019							7.37	7.1	
9/26/2019									

Time Series

Constituent: pH (s.u.) Analysis Run 11/18/2022 2:57 AM View: Constituents View

Plant Bowen Client: Southern Company Data: Bowen AP-1

	BGWA-2 (bg)	BGWA-29 (bg)	BGWA-33 (bg)	BGWA-47D (bg)	BGWA-48D (bg)	BGWA-6	BGWC-10	BGWC-12	BGWC-14A
9/27/2019			7.75			7.28			
2/18/2020	7.67					7.27			
2/19/2020		8.01							
2/20/2020							7.46		
2/21/2020			7.54						
2/24/2020								7.28	
3/18/2020	7.65	8.12							
3/19/2020						7.2		7.18	
3/20/2020			7.53						
3/23/2020							7.51		
5/22/2020				7.15					7.2
5/25/2020					7.45				
6/23/2020				7 (D)	7.46 (D)				7.41 (D)
7/28/2020				6.98	7.79				6.98
9/2/2020				6.95					6.97
9/3/2020					7.35				
9/23/2020	7.32	8.08				7.36			
9/24/2020							7.54		
9/25/2020			7.62					7.1	
9/28/2020			7.02						
10/1/2020				6.94	7.41				7.08
11/10/2020				6.89	7.17				7
12/15/2020				7.04	7.37				7.02
1/20/2021				6.83	7.31				7.12
2/16/2021	7.75	8							
2/17/2021				6.89	7.21				
2/18/2021						7.34	7.54		7.14
2/19/2021			7.73					7	
3/23/2021		8							
3/24/2021								7.04	7.04
3/25/2021				6.94	7.22				
3/26/2021	7.63								
3/30/2021							7.41		
3/31/2021						7.17			
4/1/2021			7.75						
8/16/2021	7.46	7.6		6.8	7.13	7.07			
8/18/2021							7.34	7.09	6.86
8/25/2021			7.52						
2/9/2022	7.36			6.86	7.16	7.16			7.01
2/10/2022		8.09							
2/11/2022							7.58	7.18	
2/16/2022			7.2						
7/26/2022	7.45	7.92		6.75	7.37	7.34			6.78
7/27/2022								6.85	
7/28/2022							7.63		
8/3/2022			6.89						

Time Series

Constituent: pH (s.u.) Analysis Run 11/18/2022 2:57 AM View: Constituents View

Plant Bowen Client: Southern Company Data: Bowen AP-1

	BGWC-16
6/6/2016	
6/7/2016	6.99
8/9/2016	
8/10/2016	
8/11/2016	6.93
8/12/2016	
8/15/2016	
8/22/2016	
10/3/2016	
10/4/2016	
10/6/2016	
10/7/2016	6.79
11/29/2016	
12/1/2016	
12/5/2016	
12/6/2016	6.95
1/10/2017	
2/13/2017	
2/14/2017	
2/15/2017	
2/16/2017	6.8
4/13/2017	
4/14/2017	
4/18/2017	6.9
5/25/2017	
5/30/2017	6.99
6/2/2017	
7/7/2017	
7/10/2017	
7/12/2017	
7/13/2017	
7/14/2017	6.93
10/9/2017	
10/10/2017	
10/11/2017	6.78
3/26/2018	
3/27/2018	6.81
3/28/2018	
6/12/2018	7.01
6/14/2018	
10/16/2018	
10/17/2018	
10/18/2018	6.7
2/25/2019	6.74
2/27/2019	
2/28/2019	
4/1/2019	
4/2/2019	6.75
5/2/2019	
9/23/2019	
9/25/2019	
9/26/2019	6.7

Time Series

Constituent: pH (s.u.) Analysis Run 11/18/2022 2:57 AM View: Constituents View

Plant Bowen Client: Southern Company Data: Bowen AP-1

	BGWC-16
9/27/2019	
2/18/2020	
2/19/2020	
2/20/2020	6.48
2/21/2020	
2/24/2020	
3/18/2020	
3/19/2020	6.6
3/20/2020	
3/23/2020	
5/22/2020	
5/25/2020	
6/23/2020	
7/28/2020	
9/2/2020	
9/3/2020	
9/23/2020	
9/24/2020	6.66
9/25/2020	
9/28/2020	
10/1/2020	
11/10/2020	
12/15/2020	
1/20/2021	
2/16/2021	
2/17/2021	
2/18/2021	6.66
2/19/2021	
3/23/2021	
3/24/2021	6.7
3/25/2021	
3/26/2021	
3/30/2021	
3/31/2021	
4/1/2021	
8/16/2021	
8/18/2021	6.66
8/25/2021	
2/9/2022	
2/10/2022	
2/11/2022	6.57
2/16/2022	
7/26/2022	
7/27/2022	6.49
7/28/2022	
8/3/2022	

Time Series

Constituent: pH (s.u.) Analysis Run 11/18/2022 2:57 AM View: Constituents View

Plant Bowen Client: Southern Company Data: Bowen AP-1

	BGWC-17	BGWC-18	BGWC-19	BGWC-20	BGWC-21	BGWC-22	BGWC-23	BGWC-24	BGWC-25
6/7/2016	7.41								
6/8/2016		6.93	6.58	7.45	7.88	7.1			7.95
6/9/2016							7.3	6.83	
8/11/2016	7.39								
8/12/2016		6.98	6.59	7.18					
8/15/2016									7.66
8/18/2016					7.86	7.1	7.27	6.88	
10/7/2016	7.33	6.91	6.77						
10/10/2016				6.66	7.96	6.77	7.35	6.95	7.26
12/6/2016	7.4	7.06							
12/7/2016			6.63	7.46			7.23	6.91	
12/8/2016					7.82	6.94			7.55
1/23/2017									
2/7/2017									
2/16/2017	7.21	6.62	6.55						
2/17/2017				7.17	7.56	7.02			
2/20/2017							7.17	6.71	7.45
3/27/2017									
4/17/2017									
4/19/2017	7.06	6.75	6.5	7.01	7.42		7.22	6.76	
4/20/2017						6.95			7.58
5/22/2017									
5/30/2017	7.51								
6/1/2017		6.18	6.27	7.18	7.61				7.65
6/5/2017						7.07	7.31	6.87	
7/11/2017									
7/14/2017	7.39	6.68	6.56						
7/17/2017							7.3	6.65	7.73
7/18/2017				7.2	7.77				
7/19/2017						6.97			
8/23/2017									
10/10/2017									
10/11/2017	7.3	7	6.56	7.1			7.05	6.6	7.5
10/12/2017					7.65	6.95			
3/26/2018									
3/27/2018	7.28	6.41	6.52						
3/28/2018				7.19	7.69				7.39
3/29/2018						6.96	7.06	6.7	
6/13/2018				7.24			7.19	6.58	
6/14/2018	7.22	6.61			7.7	6.92			7.35
6/15/2018			6.5						
10/17/2018	7.37								
10/18/2018		6.67							
10/19/2018			6.38		7.57				
10/22/2018				6.93		6.81	7.11	6.61	7.25
2/27/2019	7.38	6.58		7.26					
3/1/2019			6.7			6.9	7.16	6.57	7.5
4/2/2019	7.22	6.48							
4/3/2019			6.58	7.14	7.69	6.77	7	6.57	
4/4/2019									7.38
5/2/2019						6.92			
9/26/2019	7.32	6.99	6.55	7.1					

Time Series

Constituent: pH (s.u.) Analysis Run 11/18/2022 2:57 AM View: Constituents View

Plant Bowen Client: Southern Company Data: Bowen AP-1

	BGWC-17	BGWC-18	BGWC-19	BGWC-20	BGWC-21	BGWC-22	BGWC-23	BGWC-24	BGWC-25
9/27/2019						6.79	7.02		
9/30/2019					7.7			6.58	7.36
2/24/2020	7.16	6.77	6.54	7.17					
2/25/2020						6.72	7.05		
2/26/2020					7.55			6.6	7.3
3/19/2020	7.14								
3/20/2020		6.35	6.56		7.69	6.75			
3/23/2020				7.14			6.93		
3/24/2020									7.36
3/25/2020								6.58	
9/24/2020	7.2	7.05			7.78	6.82	7.09		
9/25/2020								6.56	
9/28/2020			6.45	7.26					7.35
2/18/2021	7.33	6.48	6.66	7.35					
2/19/2021					7.64	6.9	7.05	6.66	
2/23/2021									7.44
3/8/2021									
3/24/2021	7.27	6.48							
3/25/2021									
3/26/2021			6.61				6.91	6.54	7.36
3/29/2021				7.24	7.75	6.71			
7/19/2021						6.67	6.98	6.53	
7/20/2021									
8/19/2021	6.94	6.15							7.15
8/20/2021			6.33	7.07	7.8				
8/23/2021						6.59	6.73	6.44	
11/1/2021						6.8	6.94	6.75	
2/11/2022	7.27								
2/14/2022							7.15		
2/15/2022						6.89		6.66	
2/16/2022		6.37	6.57	7.31	7.9				7.3
7/27/2022	7.29	7.02	6.55	7.18					7.22
7/28/2022					7.85				
8/1/2022							7		
8/2/2022						6.73		6.73	
10/21/2022								6.3	

Time Series

Constituent: pH (s.u.) Analysis Run 11/18/2022 2:57 AM View: Constituents View

Plant Bowen Client: Southern Company Data: Bowen AP-1

	BGWC-30
6/7/2016	
6/8/2016	
6/9/2016	
8/11/2016	
8/12/2016	
8/15/2016	
8/18/2016	
10/7/2016	
10/10/2016	
12/6/2016	
12/7/2016	
12/8/2016	
1/23/2017	7.39
2/7/2017	7.35
2/16/2017	
2/17/2017	
2/20/2017	
3/27/2017	7.46
4/17/2017	7.19
4/19/2017	
4/20/2017	
5/22/2017	7.4
5/30/2017	
6/1/2017	
6/5/2017	7.69
7/11/2017	7.29
7/14/2017	
7/17/2017	
7/18/2017	
7/19/2017	
8/23/2017	7.37
10/10/2017	7.34
10/11/2017	
10/12/2017	
3/26/2018	7.33
3/27/2018	
3/28/2018	
3/29/2018	
6/13/2018	
6/14/2018	
6/15/2018	7.35
10/17/2018	
10/18/2018	
10/19/2018	
10/22/2018	7.35
2/27/2019	
3/1/2019	7.32
4/2/2019	7.22
4/3/2019	
4/4/2019	
5/2/2019	
9/26/2019	

Time Series

Constituent: pH (s.u.) Analysis Run 11/18/2022 2:57 AM View: Constituents View

Plant Bowen Client: Southern Company Data: Bowen AP-1

	BGWC-30
9/27/2019	
9/30/2019	7.2
2/24/2020	
2/25/2020	
2/26/2020	7.28
3/19/2020	
3/20/2020	
3/23/2020	7.28
3/24/2020	
3/25/2020	
9/24/2020	
9/25/2020	7.34
9/28/2020	
2/18/2021	
2/19/2021	
2/23/2021	
3/8/2021	7.44
3/24/2021	
3/25/2021	7.21
3/26/2021	
3/29/2021	
7/19/2021	
7/20/2021	7.28
8/19/2021	7.2
8/20/2021	
8/23/2021	
11/1/2021	7.3
2/11/2022	
2/14/2022	7.29
2/15/2022	
2/16/2022	
7/27/2022	
7/28/2022	
8/1/2022	7.21
8/2/2022	
10/21/2022	

Time Series

Constituent: pH (s.u.) Analysis Run 11/18/2022 2:57 AM View: Constituents View

Plant Bowen Client: Southern Company Data: Bowen AP-1

	BGWC-31	BGWC-32	BGWC-34D	BGWC-35D	BGWC-36D	BGWC-37D	BGWC-38D	BGWC-39	BGWC-40
10/17/2018					7.44				
10/18/2018	7.16								
10/19/2018			7.42						
10/22/2018		7.22		7.15					
3/4/2019			7.36						
4/2/2019					6.48				
4/4/2019	7.19	7.28	7.32	7.2					
5/2/2019							7.32		
5/3/2019		7.18				7.51			
9/24/2019	7.29		7.32						
9/26/2019		7.31		7.09					
9/27/2019					7.09				
11/15/2019		7.19							
2/25/2020				7.06		7.21			
2/26/2020	7.09				6.33				
2/27/2020		7.14	7.02				6.49	6.78	
2/28/2020									7.31
3/23/2020	6.72				6.56				
3/24/2020		7.23	7.14			7.29	6.66	6.67	
3/25/2020				7.03					7.27
5/4/2020									
9/2/2020							6.49		
9/25/2020		6.82		7.03		7.25			
9/28/2020	7.32		7.24		7.29				
9/29/2020								6.73	7.15
2/19/2021			7.26						
2/22/2021	7.21			7.16		7.49		6.87	7.08
2/23/2021		7.08							
3/8/2021					7.12				
3/9/2021							6.97		
3/25/2021					7.27				
3/26/2021				7.02		7.14			
3/29/2021	6.97						7.02		
3/30/2021		7.07	7.19						7.04
3/31/2021								6.8	
8/19/2021							6.42		
8/20/2021	7.32			6.86		6.98			
8/23/2021					7.34				
8/24/2021			7.2					6.85	7.03
8/25/2021		6.93							
11/1/2021							6.55		
2/14/2022					7.23		6.33		
2/15/2022									
2/16/2022	7.4	7.14	7.27					6.83	7.24
2/17/2022				7.02		7.46			
7/28/2022	7.19		6.96	6.98		7.34			7.03
7/29/2022		7.15			7.19				
8/2/2022							6.17	6.42	

Time Series

Constituent: pH (s.u.) Analysis Run 11/18/2022 2:57 AM View: Constituents View

Plant Bowen Client: Southern Company Data: Bowen AP-1

	BGWC-41D
10/17/2018	
10/18/2018	
10/19/2018	
10/22/2018	
3/4/2019	
4/2/2019	
4/4/2019	
5/2/2019	
5/3/2019	
9/24/2019	
9/26/2019	
9/27/2019	
11/15/2019	
2/25/2020	
2/26/2020	
2/27/2020	
2/28/2020	
3/23/2020	
3/24/2020	
3/25/2020	
5/4/2020	7.46
9/2/2020	7.45
9/25/2020	
9/28/2020	
9/29/2020	
2/19/2021	
2/22/2021	7.48
2/23/2021	
3/8/2021	
3/9/2021	
3/25/2021	
3/26/2021	
3/29/2021	
3/30/2021	
3/31/2021	7.44
8/19/2021	
8/20/2021	
8/23/2021	
8/24/2021	7.11
8/25/2021	
11/1/2021	
2/14/2022	
2/15/2022	7.2
2/16/2022	
2/17/2022	
7/28/2022	
7/29/2022	7.07
8/2/2022	

Time Series

Constituent: pH (s.u.) Analysis Run 11/18/2022 2:57 AM View: Constituents View

Plant Bowen Client: Southern Company Data: Bowen AP-1

	BGWC-42D	BGWC-43D	BGWC-44D	BGWC-49D	BGWC-50D	BGWC-51	BGWC-52	BGWC-7	BGWC-8
6/6/2016									
6/7/2016									7.55
6/8/2016								7	
8/10/2016								7.02	7.66
8/11/2016									
10/5/2016								6.96	7.37
12/2/2016									7.67
12/5/2016								7.16	
2/14/2017									7.54
2/15/2017								7.05	
4/14/2017									7.63
4/17/2017								7.17	
5/26/2017									7.76
6/1/2017								7.17	
7/10/2017									7.7
7/11/2017									
7/13/2017								7.11	
10/10/2017									7.72
10/11/2017								7.19	
3/26/2018								7	7.71
3/27/2018									
6/12/2018								7	7.71
10/16/2018									7.74
10/17/2018									
10/18/2018								6.84	
2/25/2019									7.75
2/27/2019								7.05	
4/1/2019								6.99	7.57
9/24/2019								6.92	7.53
2/19/2020									7.68
2/20/2020									
2/21/2020								7.12	
3/18/2020									7.73
3/19/2020								7.1	
5/4/2020		7.27	7.61						
5/11/2020	7.61								
5/20/2020	7.63	7.2							
9/3/2020	7.37	7.21	7.6						
9/23/2020									7.67
9/24/2020									
9/25/2020								7.01	
1/28/2021						6.81	7.01		
2/16/2021									7.69
2/17/2021									
2/18/2021			7.64					6.88	
2/22/2021	7.5								
2/23/2021						6.71	6.95		
3/8/2021		7.08							
3/24/2021									7.66
3/29/2021		7.02							
3/30/2021						6.64	6.82	7.05	
3/31/2021			7.4						

Time Series

Constituent: pH (s.u.) Analysis Run 11/18/2022 2:57 AM View: Constituents View

Plant Bowen Client: Southern Company Data: Bowen AP-1

	BGWC-42D	BGWC-43D	BGWC-44D	BGWC-49D	BGWC-50D	BGWC-51	BGWC-52	BGWC-7	BGWC-8
4/1/2021	7.44								
4/19/2021				7.45	7.54				
7/20/2021		6.79							
8/18/2021			7.48		7.17				7.7
8/19/2021								6.89	
8/20/2021	7.3								
8/23/2021		7.05				6.61	6.84		
8/24/2021				7.33					
2/9/2022			7.61		7.6				
2/10/2022									7.59
2/11/2022								7.05	
2/14/2022						7.11	7.57		
2/15/2022		7.28							
2/17/2022	7.3			7.57					
7/26/2022			7.59		7.55				7.63
7/28/2022	7.31						7.62	6.96	
8/1/2022		7.16		7.3		6.96			

Time Series

Constituent: pH (s.u.) Analysis Run 11/18/2022 2:57 AM View: Constituents View

Plant Bowen Client: Southern Company Data: Bowen AP-1

	BGWC-9
6/6/2016	7.46
6/7/2016	
6/8/2016	
8/10/2016	
8/11/2016	7.51
10/5/2016	7.37
12/2/2016	
12/5/2016	7.42
2/14/2017	
2/15/2017	7.32
4/14/2017	
4/17/2017	7.23
5/26/2017	7.29
6/1/2017	
7/10/2017	
7/11/2017	7.34
7/13/2017	
10/10/2017	7.28
10/11/2017	
3/26/2018	
3/27/2018	7.38
6/12/2018	7.51
10/16/2018	
10/17/2018	7.34
10/18/2018	
2/25/2019	
2/27/2019	
4/1/2019	7.03
9/24/2019	7.14
2/19/2020	
2/20/2020	7.37
2/21/2020	
3/18/2020	
3/19/2020	7.35
5/4/2020	
5/11/2020	
5/20/2020	
9/3/2020	
9/23/2020	
9/24/2020	7.34
9/25/2020	
1/28/2021	
2/16/2021	
2/17/2021	7.43
2/18/2021	
2/22/2021	
2/23/2021	
3/8/2021	
3/24/2021	7.26
3/29/2021	
3/30/2021	
3/31/2021	

Time Series

Constituent: pH (s.u.) Analysis Run 11/18/2022 2:57 AM View: Constituents View

Plant Bowen Client: Southern Company Data: Bowen AP-1

	BGWC-9
4/1/2021	
4/19/2021	
7/20/2021	
8/18/2021	7.49
8/19/2021	
8/20/2021	
8/23/2021	
8/24/2021	
2/9/2022	
2/10/2022	7.28
2/11/2022	
2/14/2022	
2/15/2022	
2/17/2022	
7/26/2022	7.33
7/28/2022	
8/1/2022	

Time Series

Constituent: Selenium (mg/L) Analysis Run 11/18/2022 2:57 AM View: Constituents View

Plant Bowen Client: Southern Company Data: Bowen AP-1

	BGWA-2 (bg)	BGWA-29 (bg)	BGWA-33 (bg)	BGWA-47D (bg)	BGWA-48D (bg)	BGWA-6	BGWC-10	BGWC-12	BGWC-14A
6/6/2016	<0.005					<0.005			
6/7/2016							<0.005	<0.005	
8/9/2016	<0.005								
8/10/2016						<0.005			
8/11/2016									
8/12/2016								<0.005	
8/16/2016							<0.005		
8/22/2016		<0.005							
10/3/2016	<0.005								
10/4/2016		<0.005				<0.005			
10/6/2016								<0.005	
10/7/2016							<0.005		
11/29/2016	<0.005								
12/1/2016		<0.005				<0.005			
12/5/2016								<0.005	
12/6/2016							<0.005		
1/10/2017		<0.005							
2/13/2017	<0.005								
2/14/2017		<0.005				<0.005			
2/15/2017								<0.005	
2/16/2017							<0.005		
4/13/2017	<0.005					<0.005			
4/14/2017		<0.005							
4/18/2017							<0.005	<0.005	
5/25/2017	<0.005	<0.005				<0.005			
5/30/2017									
6/2/2017							<0.005	<0.005	
7/7/2017	<0.005					<0.005			
7/10/2017		<0.005							
7/12/2017							<0.005		
7/13/2017								<0.005	
7/14/2017									
3/26/2018	<0.005	<0.005							
3/27/2018							<0.005		
3/28/2018								<0.005	
2/25/2019	<0.005								
2/27/2019		<0.005							
2/28/2019							<0.005	<0.005	
4/1/2019	0.00011 (J)	<0.005						0.0004 (J)	
4/2/2019						0.00031 (J)	<0.005		
4/3/2019			0.00013 (J)						
9/23/2019	<0.005	<0.005				<0.005			
9/25/2019							<0.005	<0.005	
9/26/2019									
9/27/2019			<0.005						
2/18/2020	<0.005					<0.005			
2/19/2020		<0.005							
2/20/2020							<0.005		
2/21/2020			<0.005						
2/24/2020								<0.005	
3/18/2020	<0.005	<0.005							
3/19/2020						<0.005		<0.005	

Time Series

Constituent: Selenium (mg/L) Analysis Run 11/18/2022 2:57 AM View: Constituents View

Plant Bowen Client: Southern Company Data: Bowen AP-1

	BGWA-2 (bg)	BGWA-29 (bg)	BGWA-33 (bg)	BGWA-47D (bg)	BGWA-48D (bg)	BGWA-6	BGWC-10	BGWC-12	BGWC-14A
3/20/2020			<0.005						
3/23/2020							<0.005		
5/22/2020				0.0013 (J)					0.0014 (J)
5/25/2020					<0.005				
6/23/2020				<0.005	<0.005				<0.005
7/28/2020				<0.005	<0.005				<0.005
9/2/2020				<0.005					<0.005
9/3/2020					<0.005				
9/23/2020	<0.005	<0.005				<0.005			
9/24/2020							<0.005		
9/25/2020			<0.005					<0.005	
10/1/2020				0.0018 (J)	<0.005				<0.005
11/10/2020				<0.005	<0.005				<0.005
12/15/2020				0.0018	<0.005				<0.005
1/20/2021				<0.005	<0.005				<0.005
2/16/2021	<0.005	<0.005							
2/17/2021				<0.005	<0.005				
2/18/2021						<0.005	<0.005		<0.005
2/19/2021			<0.005					<0.005	
3/23/2021		<0.005							
3/24/2021								<0.005	<0.005
3/25/2021				0.002 (J)	<0.005				
3/26/2021	<0.005								
3/30/2021							<0.005		
3/31/2021						0.0032 (J)			
4/1/2021			0.004 (J)						
8/16/2021	<0.005	<0.005		0.002 (J)	<0.005	<0.005			
8/18/2021							<0.005	<0.005	<0.005
8/25/2021			<0.005						
2/9/2022	<0.005			0.0021 (J)	<0.005	<0.005			<0.005
2/10/2022		<0.005							
2/11/2022							<0.005	<0.005	
2/16/2022			<0.005						
7/26/2022	<0.005	<0.005		0.0021 (J)	<0.005	<0.005			<0.005
7/27/2022								<0.005	
7/28/2022							<0.005		
8/3/2022			<0.005						

Time Series

Constituent: Selenium (mg/L) Analysis Run 11/18/2022 2:57 AM View: Constituents View

Plant Bowen Client: Southern Company Data: Bowen AP-1

	BGWC-16
6/6/2016	
6/7/2016	<0.005
8/9/2016	
8/10/2016	
8/11/2016	<0.005
8/12/2016	
8/16/2016	
8/22/2016	
10/3/2016	
10/4/2016	
10/6/2016	
10/7/2016	<0.005
11/29/2016	
12/1/2016	
12/5/2016	
12/6/2016	<0.005
1/10/2017	
2/13/2017	
2/14/2017	
2/15/2017	
2/16/2017	0.0012 (J)
4/13/2017	
4/14/2017	
4/18/2017	<0.005
5/25/2017	
5/30/2017	<0.005
6/2/2017	
7/7/2017	
7/10/2017	
7/12/2017	
7/13/2017	
7/14/2017	<0.005
3/26/2018	
3/27/2018	<0.005
3/28/2018	
2/25/2019	<0.005
2/27/2019	
2/28/2019	
4/1/2019	
4/2/2019	0.0006 (J)
4/3/2019	
9/23/2019	
9/25/2019	
9/26/2019	<0.005
9/27/2019	
2/18/2020	
2/19/2020	
2/20/2020	0.0026 (J)
2/21/2020	
2/24/2020	
3/18/2020	
3/19/2020	0.0019 (J)

Time Series

Constituent: Selenium (mg/L) Analysis Run 11/18/2022 2:57 AM View: Constituents View

Plant Bowen Client: Southern Company Data: Bowen AP-1

	BGWC-16
3/20/2020	
3/23/2020	
5/22/2020	
5/25/2020	
6/23/2020	
7/28/2020	
9/2/2020	
9/3/2020	
9/23/2020	
9/24/2020	0.003 (J)
9/25/2020	
10/1/2020	
11/10/2020	
12/15/2020	
1/20/2021	
2/16/2021	
2/17/2021	
2/18/2021	0.0017 (J)
2/19/2021	
3/23/2021	
3/24/2021	0.0017 (J)
3/25/2021	
3/26/2021	
3/30/2021	
3/31/2021	
4/1/2021	
8/16/2021	
8/18/2021	<0.005
8/25/2021	
2/9/2022	
2/10/2022	
2/11/2022	<0.005
2/16/2022	
7/26/2022	
7/27/2022	0.0018 (J)
7/28/2022	
8/3/2022	

Time Series

Constituent: Selenium (mg/L) Analysis Run 11/18/2022 2:57 AM View: Constituents View

Plant Bowen Client: Southern Company Data: Bowen AP-1

	BGWC-17	BGWC-18	BGWC-19	BGWC-20	BGWC-21	BGWC-22	BGWC-23	BGWC-24	BGWC-25
6/7/2016	0.0004 (J)								
6/8/2016		<0.005	0.00043 (J)	<0.005	<0.005	<0.005			<0.005
6/9/2016							<0.005	0.00099 (J)	
8/11/2016	<0.005								
8/12/2016		<0.005	<0.005	<0.005					
8/15/2016									<0.005
8/18/2016					<0.005	<0.005	<0.005	0.0023 (J)	
10/7/2016	<0.005	<0.005	<0.005						
10/10/2016				<0.005	0.001 (J)	<0.005	<0.005	0.004 (J)	<0.005
12/6/2016	<0.005	<0.005							
12/7/2016			<0.005	0.0037 (J)			0.0176	0.0302	
12/8/2016					<0.005	0.012			<0.005
1/23/2017									
2/7/2017									
2/16/2017	<0.005	<0.005	<0.005						
2/17/2017				<0.005	<0.005	<0.005			
2/20/2017							<0.005	0.0044 (J)	<0.005
3/27/2017									
4/17/2017									
4/19/2017	<0.005	<0.005	<0.005	<0.005	<0.005		<0.005	0.0046 (J)	
4/20/2017						<0.005			<0.005
5/22/2017									
5/30/2017	<0.005								
6/1/2017		<0.005	<0.005	<0.005	<0.005				<0.005
6/5/2017						0.0018 (J)	<0.005	0.0033 (J)	
7/11/2017									
7/14/2017	<0.005	<0.005	<0.005						
7/17/2017							<0.005	0.0052 (J)	<0.005
7/18/2017				<0.005	<0.005				
7/19/2017						<0.005			
8/23/2017									
3/26/2018									
3/27/2018	<0.005	<0.005	<0.005						
3/28/2018				<0.005	<0.005				<0.005
3/29/2018						<0.005	<0.005	<0.005	
2/27/2019	<0.005	<0.005		<0.005					
3/1/2019			<0.005			<0.005	<0.005	<0.005	<0.005
4/2/2019	0.00077 (J)	0.001 (J)							
4/3/2019			0.00058 (J)	<0.005	0.00012 (J)	<0.005	<0.005	0.0038 (J)	
4/4/2019									<0.005
9/26/2019	<0.005	<0.005	<0.005	<0.005					
9/27/2019						<0.005	<0.005		
9/30/2019					<0.005			0.0065 (J)	<0.005
2/24/2020	0.0013 (J)	<0.005	0.0013 (J)	<0.005					
2/25/2020						<0.005	0.002 (J)		
2/26/2020					<0.005			0.0077 (J)	<0.005
3/19/2020	0.0022 (J)								
3/20/2020		<0.005	<0.005		<0.005	<0.005			
3/23/2020				<0.005			<0.005		
3/24/2020									<0.005
3/25/2020								0.0067 (J)	
9/24/2020	<0.005	<0.005			<0.005	0.0026 (J)	<0.005		

Time Series

Constituent: Selenium (mg/L) Analysis Run 11/18/2022 2:57 AM View: Constituents View

Plant Bowen Client: Southern Company Data: Bowen AP-1

	BGWC-17	BGWC-18	BGWC-19	BGWC-20	BGWC-21	BGWC-22	BGWC-23	BGWC-24	BGWC-25
9/25/2020								0.01	
9/28/2020			<0.005	<0.005					<0.005
2/18/2021	<0.005	<0.005	<0.005	<0.005					
2/19/2021					<0.005	<0.005	<0.005	0.0065	
2/23/2021									<0.005
3/8/2021									
3/24/2021	<0.005	<0.005							
3/25/2021									
3/26/2021			<0.005				<0.005	<0.005	<0.005
3/29/2021				<0.005	<0.005	<0.005			
8/19/2021	<0.005	<0.005							<0.005
8/20/2021			<0.005	<0.005	<0.005				
8/23/2021						<0.005	<0.005	0.0045 (J)	
2/11/2022	<0.005								
2/14/2022							<0.005		
2/15/2022						<0.005		0.0055	
2/16/2022		<0.005	<0.005	<0.005	<0.005				<0.005
7/27/2022	<0.005	<0.005	<0.005	<0.005					<0.005
7/28/2022					<0.005				
8/1/2022							<0.005		
8/2/2022						<0.005		0.0027 (J)	
10/21/2022								0.0045 (J)	

Time Series

Constituent: Selenium (mg/L) Analysis Run 11/18/2022 2:57 AM View: Constituents View

Plant Bowen Client: Southern Company Data: Bowen AP-1

	BGWC-30
6/7/2016	
6/8/2016	
6/9/2016	
8/11/2016	
8/12/2016	
8/15/2016	
8/18/2016	
10/7/2016	
10/10/2016	
12/6/2016	
12/7/2016	
12/8/2016	
1/23/2017	0.015
2/7/2017	0.0114
2/16/2017	
2/17/2017	
2/20/2017	
3/27/2017	0.0092 (J)
4/17/2017	0.0082 (J)
4/19/2017	
4/20/2017	
5/22/2017	0.0094 (J)
5/30/2017	
6/1/2017	
6/5/2017	0.0118
7/11/2017	0.012
7/14/2017	
7/17/2017	
7/18/2017	
7/19/2017	
8/23/2017	0.0097 (J)
3/26/2018	<0.005
3/27/2018	
3/28/2018	
3/29/2018	
2/27/2019	
3/1/2019	0.01 (J)
4/2/2019	0.0092 (J)
4/3/2019	
4/4/2019	
9/26/2019	
9/27/2019	0.0033 (J)
9/30/2019	
2/24/2020	
2/25/2020	
2/26/2020	<0.005
3/19/2020	
3/20/2020	
3/23/2020	0.0041 (J)
3/24/2020	
3/25/2020	
9/24/2020	

Time Series

Constituent: Selenium (mg/L) Analysis Run 11/18/2022 2:57 AM View: Constituents View

Plant Bowen Client: Southern Company Data: Bowen AP-1

	BGWC-30
9/25/2020	0.0035 (J)
9/28/2020	
2/18/2021	
2/19/2021	
2/23/2021	
3/8/2021	0.0048 (J)
3/24/2021	
3/25/2021	0.0021 (J)
3/26/2021	
3/29/2021	
8/19/2021	0.0052
8/20/2021	
8/23/2021	
2/11/2022	
2/14/2022	0.0084
2/15/2022	
2/16/2022	
7/27/2022	
7/28/2022	
8/1/2022	0.0074
8/2/2022	
10/21/2022	

Time Series

Constituent: Selenium (mg/L) Analysis Run 11/18/2022 2:57 AM View: Constituents View

Plant Bowen Client: Southern Company Data: Bowen AP-1

	BGWC-31	BGWC-32	BGWC-34D	BGWC-35D	BGWC-36D	BGWC-37D	BGWC-38D	BGWC-39	BGWC-40
4/2/2019					0.014				
4/4/2019	8E-05 (J)		0.0001 (J)	<0.005					
4/5/2019		0.00015 (J)							
9/24/2019	<0.005		<0.005						
9/26/2019		<0.005		<0.005					
9/27/2019					0.0071 (J)				
2/25/2020				<0.005		<0.005			
2/26/2020	<0.005				0.0029 (J)				
2/27/2020		<0.005	<0.005				<0.005	<0.005	
2/28/2020									0.0018 (J)
3/23/2020	<0.005				0.0033 (J)				
3/24/2020		<0.005	<0.005			<0.005	<0.005	<0.005	
3/25/2020				<0.005					0.0039 (J)
9/2/2020							0.003 (J)		
9/25/2020		<0.005		<0.005		<0.005			
9/28/2020	<0.005		<0.005		0.0076 (J)				
9/29/2020								0.002 (J)	0.005 (J)
2/19/2021			<0.005						
2/22/2021	<0.005			<0.005		<0.005		<0.005	0.0094
2/23/2021		<0.005							
3/8/2021					0.011				
3/9/2021							0.005		
3/25/2021					0.012				
3/26/2021				<0.005		<0.005			
3/29/2021	<0.005						<0.005		
3/30/2021		<0.005	<0.005						0.0098
3/31/2021								0.002 (J)	
8/19/2021							<0.005		
8/20/2021	<0.005			<0.005		<0.005			
8/23/2021					0.0086				
8/24/2021			<0.005					<0.005	0.0096
8/25/2021		<0.005							
2/14/2022					0.011		<0.005		
2/15/2022									
2/16/2022	<0.005	<0.005	<0.005					<0.005	0.0084
2/17/2022				<0.005		<0.005			
7/28/2022	<0.005		<0.005	<0.005		<0.005			0.007
7/29/2022		<0.005			0.011				
8/2/2022							<0.005	<0.005	

Time Series

Constituent: Selenium (mg/L) Analysis Run 11/18/2022 2:57 AM View: Constituents View

Plant Bowen Client: Southern Company Data: Bowen AP-1

	BGWC-41D
4/2/2019	
4/4/2019	
4/5/2019	
9/24/2019	
9/26/2019	
9/27/2019	
2/25/2020	
2/26/2020	
2/27/2020	
2/28/2020	
3/23/2020	
3/24/2020	
3/25/2020	
9/2/2020	0.0016 (J)
9/25/2020	
9/28/2020	
9/29/2020	
2/19/2021	
2/22/2021	<0.005
2/23/2021	
3/8/2021	
3/9/2021	
3/25/2021	
3/26/2021	
3/29/2021	
3/30/2021	
3/31/2021	0.0016 (J)
8/19/2021	
8/20/2021	
8/23/2021	
8/24/2021	<0.005
8/25/2021	
2/14/2022	
2/15/2022	<0.005
2/16/2022	
2/17/2022	
7/28/2022	
7/29/2022	<0.005
8/2/2022	

Time Series

Constituent: Selenium (mg/L) Analysis Run 11/18/2022 2:57 AM View: Constituents View

Plant Bowen Client: Southern Company Data: Bowen AP-1

	BGWC-42D	BGWC-43D	BGWC-44D	BGWC-49D	BGWC-50D	BGWC-51	BGWC-52	BGWC-7	BGWC-8
6/6/2016									
6/7/2016									4.8E-05 (J)
6/8/2016								<0.005	
8/10/2016									<0.005
8/11/2016								<0.005	
10/4/2016									<0.005
10/5/2016									
10/6/2016								<0.005	
12/2/2016									<0.005
12/5/2016									
12/6/2016								<0.005	
2/14/2017									<0.005
2/15/2017								<0.005	
4/14/2017									<0.005
4/17/2017									
4/18/2017								<0.005	
5/26/2017									<0.005
6/2/2017								<0.005	
7/10/2017									<0.005
7/11/2017									
7/14/2017								<0.005	
3/26/2018									<0.005
3/27/2018								<0.005	
2/25/2019									<0.005
2/28/2019								<0.005	
4/1/2019									0.00015 (J)
4/2/2019								<0.005	
9/24/2019								<0.005	<0.005
2/19/2020									<0.005
2/20/2020									
2/21/2020								<0.005	
3/18/2020									<0.005
3/19/2020								<0.005	
9/3/2020	0.0022 (J)	0.0028 (J)	<0.005						
9/23/2020									<0.005
9/24/2020									
9/25/2020								<0.005	
1/28/2021						0.014	<0.005		
2/16/2021									<0.005
2/17/2021									
2/18/2021			<0.005					<0.005	
2/22/2021	<0.005								
2/23/2021						0.013	0.0016 (J)		
3/8/2021		<0.005							
3/24/2021									<0.005
3/29/2021		<0.005							
3/30/2021						0.01 (J)	<0.005	<0.005	
3/31/2021			<0.005						
4/1/2021	0.0027 (J)								
4/19/2021				<0.005	<0.005				
8/18/2021			<0.005		<0.005				<0.005
8/19/2021								<0.005	

Time Series

Constituent: Selenium (mg/L) Analysis Run 11/18/2022 2:57 AM View: Constituents View

Plant Bowen Client: Southern Company Data: Bowen AP-1

	BGWC-42D	BGWC-43D	BGWC-44D	BGWC-49D	BGWC-50D	BGWC-51	BGWC-52	BGWC-7	BGWC-8
8/20/2021	<0.005								
8/23/2021		<0.005				0.013	<0.005		
8/24/2021				<0.005					
2/9/2022			<0.005		<0.005				
2/10/2022									<0.005
2/11/2022								<0.005	
2/14/2022						0.0042 (J)	0.0018 (J)		
2/15/2022		<0.005							
2/17/2022	<0.005			<0.005					
7/26/2022			<0.005		<0.005				<0.005
7/28/2022	<0.005						<0.005	<0.005	
8/1/2022		<0.005		<0.005		0.0036 (J)			

Time Series

Constituent: Selenium (mg/L) Analysis Run 11/18/2022 2:57 AM View: Constituents View

Plant Bowen Client: Southern Company Data: Bowen AP-1

	BGWC-9
6/6/2016	0.00031 (J)
6/7/2016	
6/8/2016	
8/10/2016	
8/11/2016	0.001 (J)
10/4/2016	
10/5/2016	0.0017 (J)
10/6/2016	
12/2/2016	
12/5/2016	<0.005
12/6/2016	
2/14/2017	
2/15/2017	<0.005
4/14/2017	
4/17/2017	<0.005
4/18/2017	
5/26/2017	0.0014 (J)
6/2/2017	
7/10/2017	
7/11/2017	<0.005
7/14/2017	
3/26/2018	
3/27/2018	<0.005
2/25/2019	
2/28/2019	
4/1/2019	0.0004 (J)
4/2/2019	
9/24/2019	<0.005
2/19/2020	
2/20/2020	<0.005
2/21/2020	
3/18/2020	
3/19/2020	0.0015 (J)
9/3/2020	
9/23/2020	
9/24/2020	<0.005
9/25/2020	
1/28/2021	
2/16/2021	
2/17/2021	<0.005
2/18/2021	
2/22/2021	
2/23/2021	
3/8/2021	
3/24/2021	<0.005
3/29/2021	
3/30/2021	
3/31/2021	
4/1/2021	
4/19/2021	
8/18/2021	0.0014 (J)
8/19/2021	

Time Series

Constituent: Selenium (mg/L) Analysis Run 11/18/2022 2:57 AM View: Constituents View

Plant Bowen Client: Southern Company Data: Bowen AP-1

	BGWC-9
8/20/2021	
8/23/2021	
8/24/2021	
2/9/2022	
2/10/2022	<0.005
2/11/2022	
2/14/2022	
2/15/2022	
2/17/2022	
7/26/2022	0.0015 (J)
7/28/2022	
8/1/2022	

Time Series

Constituent: Sulfate (mg/L) Analysis Run 11/18/2022 2:57 AM View: Constituents View

Plant Bowen Client: Southern Company Data: Bowen AP-1

	BGWA-2 (bg)	BGWA-29 (bg)	BGWA-33 (bg)	BGWA-47D (bg)	BGWA-48D (bg)	BGWA-6	BGWC-10	BGWC-12	BGWC-14A
6/6/2016	8					26			
6/7/2016							99	190	
8/9/2016	6.5								
8/10/2016						22			
8/11/2016									
8/12/2016								180	
8/16/2016							110		
8/22/2016		4.2							
10/3/2016	5.7								
10/4/2016		6.4				20			
10/6/2016								200	
10/7/2016							110		
11/29/2016	5.2								
12/1/2016		7.8				20			
12/5/2016								130	
12/6/2016							110		
1/10/2017		4.5							
2/13/2017	6.4								
2/14/2017		5.1				20			
2/15/2017								190	
2/16/2017							110		
4/13/2017	4.9					21			
4/14/2017		4.4							
4/18/2017							110	220	
5/25/2017	5.7	4.2				22			
5/30/2017									
6/2/2017							110	250	
7/7/2017	6.3					25			
7/10/2017		3.5							
7/12/2017							110		
7/13/2017								250	
7/14/2017									
10/9/2017	6.1					25			
10/10/2017		3.3						210	
10/11/2017							110		
6/12/2018	8.3	6.8							
6/14/2018							110	275	
10/16/2018	8.9	7.6				32.4			
10/17/2018								336	
10/18/2018							122		
4/1/2019	10.8	5.2						239	
4/2/2019						29.8	105		
4/3/2019			26.2						
5/2/2019	11.2								
9/23/2019	9	6.6				27.5			
9/25/2019							93.7	205	
9/26/2019									
9/27/2019			200 (o)						
2/18/2020						25.7			
2/19/2020		1.6							
2/21/2020			23.5						
3/18/2020	11.7	3.7							

Time Series

Constituent: Sulfate (mg/L) Analysis Run 11/18/2022 2:57 AM View: Constituents View

Plant Bowen Client: Southern Company Data: Bowen AP-1

	BGWA-2 (bg)	BGWA-29 (bg)	BGWA-33 (bg)	BGWA-47D (bg)	BGWA-48D (bg)	BGWA-6	BGWC-10	BGWC-12	BGWC-14A
3/19/2020						28		255	
3/20/2020			26.1						
3/23/2020							95.6		
5/22/2020				53.5					92.6
5/25/2020					43.3				
6/23/2020				64.5	59.7				88.7
7/28/2020				65.7	15.8				300
9/2/2020				70.2					360
9/3/2020					24.4				
9/23/2020	12.9	5.3				24.6			
9/24/2020							98.6		
9/25/2020			22.6					320	
10/1/2020				70.2	26.6				382
11/10/2020				68.9	24.1				354
12/15/2020				78	28.3				406
1/20/2021				73.4	26.1				299
3/23/2021		4.6							
3/24/2021								301	115
3/25/2021				74.5	22				
3/26/2021	12.8								
3/30/2021							104		
3/31/2021						21.9			
4/1/2021			24.6						
8/16/2021	12.7	4.8		74.5	6.7	23.4			
8/18/2021							97.9	326	375
8/25/2021			25						
2/9/2022	13.5			72.7	19.1	16.7			130
2/10/2022		1.9							
2/11/2022							86.1	343	
2/16/2022			22.8						
7/26/2022	13.2	3.6		74.9	20.8	20.7			486
7/27/2022								419	
7/28/2022							105		
8/3/2022			4.6						

Time Series

Constituent: Sulfate (mg/L) Analysis Run 11/18/2022 2:57 AM View: Constituents View

Plant Bowen Client: Southern Company Data: Bowen AP-1

	BGWC-16
6/6/2016	
6/7/2016	240
8/9/2016	
8/10/2016	
8/11/2016	250
8/12/2016	
8/16/2016	
8/22/2016	
10/3/2016	
10/4/2016	
10/6/2016	
10/7/2016	260
11/29/2016	
12/1/2016	
12/5/2016	
12/6/2016	280
1/10/2017	
2/13/2017	
2/14/2017	
2/15/2017	
2/16/2017	380
4/13/2017	
4/14/2017	
4/18/2017	290
5/25/2017	
5/30/2017	260
6/2/2017	
7/7/2017	
7/10/2017	
7/12/2017	
7/13/2017	
7/14/2017	260
10/9/2017	
10/10/2017	
10/11/2017	270
6/12/2018	246
6/14/2018	
10/16/2018	
10/17/2018	
10/18/2018	276
4/1/2019	
4/2/2019	272
4/3/2019	
5/2/2019	
9/23/2019	
9/25/2019	
9/26/2019	288
9/27/2019	
2/18/2020	
2/19/2020	
2/21/2020	
3/18/2020	

Time Series

Constituent: Sulfate (mg/L) Analysis Run 11/18/2022 2:57 AM View: Constituents View

Plant Bowen Client: Southern Company Data: Bowen AP-1

	BGWC-16
3/19/2020	311
3/20/2020	
3/23/2020	
5/22/2020	
5/25/2020	
6/23/2020	
7/28/2020	
9/2/2020	
9/3/2020	
9/23/2020	
9/24/2020	338
9/25/2020	
10/1/2020	
11/10/2020	
12/15/2020	
1/20/2021	
3/23/2021	
3/24/2021	317
3/25/2021	
3/26/2021	
3/30/2021	
3/31/2021	
4/1/2021	
8/16/2021	
8/18/2021	297
8/25/2021	
2/9/2022	
2/10/2022	
2/11/2022	358
2/16/2022	
7/26/2022	
7/27/2022	496
7/28/2022	
8/3/2022	

Time Series

Constituent: Sulfate (mg/L) Analysis Run 11/18/2022 2:57 AM View: Constituents View

Plant Bowen Client: Southern Company Data: Bowen AP-1

	BGWC-17	BGWC-18	BGWC-19	BGWC-20	BGWC-21	BGWC-22	BGWC-23	BGWC-24	BGWC-25
6/7/2016	120								
6/8/2016		120	110	530	75	660			10
6/9/2016							510	730	
8/11/2016	110								
8/12/2016		81	110	530					
8/15/2016									10
8/18/2016					66	730	480	580	
10/7/2016	150	140	150						
10/10/2016				600	57	650	460	520	10
12/6/2016	130	160							
12/7/2016			97	580			490	370	
12/8/2016					68	660			13
1/23/2017									
2/7/2017									
2/16/2017	120	92	130						
2/17/2017				710	57	740			
2/20/2017							520	610	24
3/27/2017									
4/17/2017									
4/19/2017	110	80	140	610	52		490	600	
4/20/2017						990			26
5/22/2017									
5/30/2017	110								
6/1/2017		73	70	550	55				29
6/5/2017						700	480	700	
7/11/2017									
7/14/2017	110	78	110						
7/17/2017							510	670	25
7/18/2017				590	50				
7/19/2017						720			
8/23/2017									
10/10/2017									
10/11/2017	120	83	93	550			510	510	12
10/12/2017					48	780			
6/13/2018				541			586	689	
6/14/2018	106	74.6			48.1	738			10
6/15/2018			78.3						
10/17/2018	118								
10/18/2018		89.3							
10/19/2018			114		57.2				
10/22/2018				604		846	590	723	8.1
4/2/2019	86.9	70.1							
4/3/2019			90.6	593	61.9	720	603	648	
4/4/2019									11.4
5/2/2019						827			
9/26/2019	219	114	130	498					
9/27/2019						905	721		
9/30/2019					54.5			758	10.7
2/25/2020						472			
2/26/2020									
3/19/2020	90.5								
3/20/2020		75.9	76.9		57.8	610			

Time Series

Constituent: Sulfate (mg/L) Analysis Run 11/18/2022 2:57 AM View: Constituents View

Plant Bowen Client: Southern Company Data: Bowen AP-1

	BGWC-17	BGWC-18	BGWC-19	BGWC-20	BGWC-21	BGWC-22	BGWC-23	BGWC-24	BGWC-25
3/23/2020				494			612		
3/24/2020									18.8
3/25/2020								603	
9/24/2020	156	69.9			57.8	864	676		
9/25/2020								613	
9/28/2020			70.3	578					8.8
3/24/2021	93.7	67.3							
3/25/2021									
3/26/2021			66.8				679	515	21.3
3/29/2021				504	55.2	772			
7/19/2021						506	335	194	
7/20/2021									
8/19/2021	91.7	56.4							10.2
8/20/2021			47.5	550	54.6				
8/23/2021						848	628	527	
11/1/2021						690	410	225	
2/11/2022	88.7								
2/14/2022							622		
2/15/2022						789		473	
2/16/2022		61.5	79.6	555	48.7				13.7
7/27/2022	118	55.5	82.7	617					12.6
7/28/2022					55.3				
8/1/2022							528		
8/2/2022						762		52.8	
10/21/2022								389 (R)	

Time Series

Constituent: Sulfate (mg/L) Analysis Run 11/18/2022 2:57 AM View: Constituents View

Plant Bowen Client: Southern Company Data: Bowen AP-1

	BGWC-30
6/7/2016	
6/8/2016	
6/9/2016	
8/11/2016	
8/12/2016	
8/15/2016	
8/18/2016	
10/7/2016	
10/10/2016	
12/6/2016	
12/7/2016	
12/8/2016	
1/23/2017	410
2/7/2017	410
2/16/2017	
2/17/2017	
2/20/2017	
3/27/2017	410
4/17/2017	400
4/19/2017	
4/20/2017	
5/22/2017	460
5/30/2017	
6/1/2017	
6/5/2017	440
7/11/2017	420
7/14/2017	
7/17/2017	
7/18/2017	
7/19/2017	
8/23/2017	390
10/10/2017	420
10/11/2017	
10/12/2017	
6/13/2018	
6/14/2018	
6/15/2018	174
10/17/2018	
10/18/2018	
10/19/2018	
10/22/2018	204
4/2/2019	153
4/3/2019	
4/4/2019	
5/2/2019	
9/26/2019	
9/27/2019	51.7
9/30/2019	
2/25/2020	
2/26/2020	42.6
3/19/2020	
3/20/2020	

Time Series

Constituent: Sulfate (mg/L) Analysis Run 11/18/2022 2:57 AM View: Constituents View

Plant Bowen Client: Southern Company Data: Bowen AP-1

	BGWC-30
3/23/2020	55.7
3/24/2020	
3/25/2020	
9/24/2020	
9/25/2020	53.6
9/28/2020	
3/24/2021	
3/25/2021	28.1
3/26/2021	
3/29/2021	
7/19/2021	
7/20/2021	37.2
8/19/2021	58.2
8/20/2021	
8/23/2021	
11/1/2021	65.5
2/11/2022	
2/14/2022	74.4
2/15/2022	
2/16/2022	
7/27/2022	
7/28/2022	
8/1/2022	63.3
8/2/2022	
10/21/2022	

Time Series

Constituent: Sulfate (mg/L) Analysis Run 11/18/2022 2:57 AM View: Constituents View

Plant Bowen Client: Southern Company Data: Bowen AP-1

	BGWC-31	BGWC-32	BGWC-34D	BGWC-35D	BGWC-36D	BGWC-37D	BGWC-38D	BGWC-39	BGWC-40
10/17/2018					277				
10/18/2018	199								
10/19/2018			106						
10/22/2018		350		626					
4/2/2019					192				
4/4/2019	105		88	643					
4/5/2019		312							
5/3/2019		304							
9/24/2019	97.2		80.7						
9/26/2019		336		517					
9/27/2019					191				
11/15/2019		413							
12/13/2019								651	
12/16/2019									60.4
2/25/2020				424		197			
2/26/2020					90.4				
2/27/2020							228		
3/23/2020	99.6				98.7				
3/24/2020		232	95.5			168	275	162	
3/25/2020				272					112
5/4/2020									
9/2/2020							188		
9/25/2020		393		394		175			
9/28/2020	115		115		135				
9/29/2020								619	130
3/25/2021					137				
3/26/2021				647		150			
3/29/2021	35.9						136		
3/30/2021		368	127						144
3/31/2021								314	
8/19/2021							90.7		
8/20/2021	121			452		130			
8/23/2021					141				
8/24/2021			132					505	138
8/25/2021		285							
11/1/2021							110		
2/14/2022					122		139		
2/15/2022									
2/16/2022	118	265	129					403	125
2/17/2022				551		132			
7/28/2022	131		158	600		134			132
7/29/2022		298			138				
8/2/2022							140	484	

Time Series

Constituent: Sulfate (mg/L) Analysis Run 11/18/2022 2:57 AM View: Constituents View

Plant Bowen Client: Southern Company Data: Bowen AP-1

	BGWC-41D
10/17/2018	
10/18/2018	
10/19/2018	
10/22/2018	
4/2/2019	
4/4/2019	
4/5/2019	
5/3/2019	
9/24/2019	
9/26/2019	
9/27/2019	
11/15/2019	
12/13/2019	
12/16/2019	
2/25/2020	
2/26/2020	
2/27/2020	
3/23/2020	
3/24/2020	
3/25/2020	
5/4/2020	234
9/2/2020	224
9/25/2020	
9/28/2020	
9/29/2020	
3/25/2021	
3/26/2021	
3/29/2021	
3/30/2021	
3/31/2021	262
8/19/2021	
8/20/2021	
8/23/2021	
8/24/2021	271
8/25/2021	
11/1/2021	
2/14/2022	
2/15/2022	278
2/16/2022	
2/17/2022	
7/28/2022	
7/29/2022	343
8/2/2022	

Time Series

Constituent: Sulfate (mg/L) Analysis Run 11/18/2022 2:57 AM View: Constituents View

Plant Bowen Client: Southern Company Data: Bowen AP-1

	BGWC-42D	BGWC-43D	BGWC-44D	BGWC-49D	BGWC-50D	BGWC-51	BGWC-52	BGWC-7	BGWC-8
6/6/2016									
6/7/2016									26
6/8/2016								410	
8/10/2016									29
8/11/2016								460	
10/4/2016									40
10/5/2016									
10/6/2016								440	
12/2/2016									37
12/5/2016									
12/6/2016								470	
2/14/2017									45
2/15/2017								510	
4/14/2017									27
4/17/2017									
4/18/2017								450	
5/26/2017									34
6/2/2017								470	
7/10/2017									28
7/11/2017									
7/14/2017								230	
10/10/2017									30
10/11/2017								480	
6/12/2018									35.2
6/13/2018								419	
10/16/2018									53
10/17/2018									
10/18/2018								438	
4/1/2019									30.5
4/2/2019								334	
9/24/2019								266	36.5
3/18/2020									34.3
3/19/2020								287	
5/4/2020		333	37.2						
5/11/2020	124								
5/20/2020	118	342							
9/3/2020	141	358	31						
9/23/2020									33.5
9/24/2020									
9/25/2020								298	
1/28/2021						562	308		
3/24/2021									24.2
3/29/2021		301							
3/30/2021						636	347	290	
3/31/2021			42.9						
4/1/2021	115								
4/19/2021				223	26.7				
7/20/2021		262							
8/18/2021			35		23.3				34
8/19/2021								237	
8/20/2021	151								
8/23/2021		328				545	277		

Time Series

Constituent: Sulfate (mg/L) Analysis Run 11/18/2022 2:57 AM View: Constituents View

Plant Bowen Client: Southern Company Data: Bowen AP-1

	BGWC-42D	BGWC-43D	BGWC-44D	BGWC-49D	BGWC-50D	BGWC-51	BGWC-52	BGWC-7	BGWC-8
8/24/2021				235					
2/9/2022			48.4		79.4				
2/10/2022									27.2
2/11/2022								225	
2/14/2022						114	64.1		
2/15/2022		323							
2/17/2022	122			209					
7/26/2022			38.1		112				31.6
7/28/2022	136						50.1	268	
8/1/2022		316		204		94.4			

Time Series

Constituent: Sulfate (mg/L) Analysis Run 11/18/2022 2:57 AM View: Constituents View

Plant Bowen Client: Southern Company Data: Bowen AP-1

	BGWC-9
6/6/2016	100
6/7/2016	
6/8/2016	
8/10/2016	
8/11/2016	110
10/4/2016	
10/5/2016	120
10/6/2016	
12/2/2016	
12/5/2016	130
12/6/2016	
2/14/2017	
2/15/2017	120
4/14/2017	
4/17/2017	110
4/18/2017	
5/26/2017	110
6/2/2017	
7/10/2017	
7/11/2017	110
7/14/2017	
10/10/2017	110
10/11/2017	
6/12/2018	80.6
6/13/2018	
10/16/2018	
10/17/2018	117
10/18/2018	
4/1/2019	81.4
4/2/2019	
9/24/2019	89
3/18/2020	
3/19/2020	74.3
5/4/2020	
5/11/2020	
5/20/2020	
9/3/2020	
9/23/2020	
9/24/2020	84.8
9/25/2020	
1/28/2021	
3/24/2021	70.5
3/29/2021	
3/30/2021	
3/31/2021	
4/1/2021	
4/19/2021	
7/20/2021	
8/18/2021	71.7
8/19/2021	
8/20/2021	
8/23/2021	

Time Series

Constituent: Sulfate (mg/L) Analysis Run 11/18/2022 2:57 AM View: Constituents View

Plant Bowen Client: Southern Company Data: Bowen AP-1

	BGWC-9
8/24/2021	
2/9/2022	
2/10/2022	70
2/11/2022	
2/14/2022	
2/15/2022	
2/17/2022	
7/26/2022	88
7/28/2022	
8/1/2022	

Time Series

Constituent: Thallium (mg/L) Analysis Run 11/18/2022 2:57 AM View: Constituents View

Plant Bowen Client: Southern Company Data: Bowen AP-1

	BGWA-2 (bg)	BGWA-29 (bg)	BGWA-33 (bg)	BGWA-47D (bg)	BGWA-48D (bg)	BGWA-6	BGWC-10	BGWC-12	BGWC-14A
6/6/2016	<0.001					<0.001			
6/7/2016							<0.001	<0.001	
8/9/2016	0.0001 (J)								
8/10/2016						7E-05 (J)			
8/11/2016									
8/12/2016								9E-05 (J)	
8/16/2016							<0.001		
8/22/2016		<0.001							
10/3/2016	<0.001								
10/4/2016		<0.001				<0.001			
10/6/2016								<0.001	
10/7/2016							<0.001		
11/29/2016	<0.001								
12/1/2016		<0.001				<0.001			
12/5/2016								<0.001	
12/6/2016							<0.001		
1/10/2017		<0.001							
2/13/2017	<0.001								
2/14/2017		<0.001				<0.001			
2/15/2017								<0.001	
2/16/2017							<0.001		
4/13/2017	9E-05 (J)					0.0001 (J)			
4/14/2017		<0.001							
4/18/2017							<0.001	9E-05 (J)	
5/25/2017	0.0001 (J)	<0.001				6E-05 (J)			
5/30/2017									
6/2/2017							<0.001	<0.001	
7/7/2017	9E-05 (J)					7E-05 (J)			
7/10/2017		<0.001							
7/12/2017							<0.001		
7/13/2017								8E-05 (J)	
7/14/2017									
3/26/2018	<0.001	<0.001							
3/27/2018							<0.001		
3/28/2018								<0.001	
6/12/2018	<0.001	<0.001							
6/14/2018							<0.001	<0.001	
10/16/2018	<0.001	<0.001				<0.001			
10/17/2018								<0.001	
10/18/2018							<0.001		
2/25/2019	<0.001								
2/27/2019		<0.001							
2/28/2019							<0.001	<0.001	
4/1/2019	0.00011 (J)	<0.001						<0.001	
4/2/2019						6.2E-05 (J)	<0.001		
4/3/2019			<0.001						
9/23/2019	0.00011 (J)	<0.001				6E-05 (J)			
9/25/2019							<0.001	6E-05 (J)	
9/26/2019									
9/27/2019			<0.001						
2/18/2020	0.00011 (J)					5.3E-05 (J)			
2/19/2020		<0.001							

Time Series

Constituent: Thallium (mg/L) Analysis Run 11/18/2022 2:57 AM View: Constituents View

Plant Bowen Client: Southern Company Data: Bowen AP-1

	BGWA-2 (bg)	BGWA-29 (bg)	BGWA-33 (bg)	BGWA-47D (bg)	BGWA-48D (bg)	BGWA-6	BGWC-10	BGWC-12	BGWC-14A
2/20/2020							<0.001		
2/21/2020			<0.001						
2/24/2020								<0.001	
3/18/2020	0.00012 (J)	<0.001							
3/19/2020						6.1E-05 (J)		6.2E-05 (J)	
3/20/2020			<0.001						
3/23/2020							<0.001		
5/22/2020				8.8E-05 (J)					0.00016 (J)
5/25/2020					<0.001				
6/23/2020				<0.001	<0.001				0.00011 (J)
7/28/2020				<0.001	<0.001				0.00026 (J)
9/2/2020				<0.001					0.00035 (J)
9/3/2020					<0.001				
9/23/2020	<0.001	<0.001				<0.001			
9/24/2020							<0.001		
9/25/2020			<0.001					<0.001	
10/1/2020				<0.001	<0.001				0.0005 (J)
11/10/2020				<0.001	<0.001				0.00044 (J)
12/15/2020				<0.001	<0.001				0.00044
1/20/2021				<0.001	<0.001				0.00031 (J)
2/16/2021	0.0002 (J)	<0.001							
2/17/2021				<0.001	<0.001				
2/18/2021						<0.001	<0.001		0.00077 (J)
2/19/2021			<0.001					<0.001	
3/23/2021		<0.001							
3/24/2021								<0.001	0.00023 (J)
3/25/2021				<0.001	<0.001				
3/26/2021	0.00025 (J)								
3/30/2021							<0.001		
3/31/2021						0.00017 (J)			
4/1/2021			<0.001						
8/16/2021	0.00019 (J)	<0.001		<0.001	<0.001	<0.001			
8/18/2021							<0.001	<0.001	0.00039 (J)
8/25/2021			<0.001						
2/9/2022	<0.001			<0.001	<0.001	<0.001			0.00024 (J)
2/10/2022		<0.001							
2/11/2022							<0.001	<0.001	
2/16/2022			<0.001						
7/26/2022	0.00021 (J)	<0.001		<0.001	<0.001	<0.001			0.00047 (J)
7/27/2022								<0.001	
7/28/2022							<0.001		
8/3/2022			<0.001						

Time Series

Constituent: Thallium (mg/L) Analysis Run 11/18/2022 2:57 AM View: Constituents View

Plant Bowen Client: Southern Company Data: Bowen AP-1

	BGWC-16
6/6/2016	
6/7/2016	0.0002 (J)
8/9/2016	
8/10/2016	
8/11/2016	0.0002 (J)
8/12/2016	
8/16/2016	
8/22/2016	
10/3/2016	
10/4/2016	
10/6/2016	
10/7/2016	0.0002 (J)
11/29/2016	
12/1/2016	
12/5/2016	
12/6/2016	0.0003 (J)
1/10/2017	
2/13/2017	
2/14/2017	
2/15/2017	
2/16/2017	0.0003 (J)
4/13/2017	
4/14/2017	
4/18/2017	0.0002 (J)
5/25/2017	
5/30/2017	0.0002 (J)
6/2/2017	
7/7/2017	
7/10/2017	
7/12/2017	
7/13/2017	
7/14/2017	0.0002 (J)
3/26/2018	
3/27/2018	0.00019 (J)
3/28/2018	
6/12/2018	0.0002 (J)
6/14/2018	
10/16/2018	
10/17/2018	
10/18/2018	0.0002 (J)
2/25/2019	0.00023 (J)
2/27/2019	
2/28/2019	
4/1/2019	
4/2/2019	0.0002 (J)
4/3/2019	
9/23/2019	
9/25/2019	
9/26/2019	0.00023 (J)
9/27/2019	
2/18/2020	
2/19/2020	

Time Series

Constituent: Thallium (mg/L) Analysis Run 11/18/2022 2:57 AM View: Constituents View

Plant Bowen Client: Southern Company Data: Bowen AP-1

	BGWC-16
2/20/2020	0.00028 (J)
2/21/2020	
2/24/2020	
3/18/2020	
3/19/2020	0.00022 (J)
3/20/2020	
3/23/2020	
5/22/2020	
5/25/2020	
6/23/2020	
7/28/2020	
9/2/2020	
9/3/2020	
9/23/2020	
9/24/2020	0.00024 (J)
9/25/2020	
10/1/2020	
11/10/2020	
12/15/2020	
1/20/2021	
2/16/2021	
2/17/2021	
2/18/2021	0.00023 (J)
2/19/2021	
3/23/2021	
3/24/2021	0.00019 (J)
3/25/2021	
3/26/2021	
3/30/2021	
3/31/2021	
4/1/2021	
8/16/2021	
8/18/2021	0.00023 (J)
8/25/2021	
2/9/2022	
2/10/2022	
2/11/2022	0.00024 (J)
2/16/2022	
7/26/2022	
7/27/2022	0.00025 (J)
7/28/2022	
8/3/2022	

Time Series

Constituent: Thallium (mg/L) Analysis Run 11/18/2022 2:57 AM View: Constituents View

Plant Bowen Client: Southern Company Data: Bowen AP-1

	BGWC-17	BGWC-18	BGWC-19	BGWC-20	BGWC-21	BGWC-22	BGWC-23	BGWC-24	BGWC-25
6/7/2016	8.5E-05 (J)								
6/8/2016		<0.001	8.5E-05 (J)	<0.001	<0.001	0.00035 (J)			<0.001
6/9/2016							0.0001 (J)	0.00022 (J)	
8/11/2016	8E-05 (J)								
8/12/2016		6E-05 (J)	8E-05 (J)	<0.001					
8/15/2016									<0.001
8/18/2016					<0.001	0.0005 (J)	<0.001	<0.001	
10/7/2016	<0.001	<0.001	<0.001						
10/10/2016				<0.001	<0.001	0.0006 (J)	<0.001	0.0003 (J)	<0.001
12/6/2016	<0.001	<0.001							
12/7/2016			<0.001	<0.001			<0.001	<0.001	
12/8/2016					<0.001	0.0005 (J)			<0.001
1/23/2017									
2/7/2017									
2/16/2017	<0.001	<0.001	<0.001						
2/17/2017				<0.001	<0.001	0.0006 (J)			
2/20/2017							<0.001	0.0003 (J)	<0.001
3/27/2017									
4/17/2017									
4/19/2017	8E-05 (J)	<0.001	6E-05 (J)	<0.001	<0.001		<0.001	0.0004 (J)	
4/20/2017						0.0006 (J)			<0.001
5/22/2017									
5/30/2017	9E-05 (J)								
6/1/2017		<0.001	8E-05 (J)	<0.001	<0.001				<0.001
6/5/2017						0.0006 (J)	<0.001	0.0004 (J)	
7/11/2017									
7/14/2017	9E-05 (J)	<0.001	8E-05 (J)						
7/17/2017							<0.001	0.0004 (J)	<0.001
7/18/2017				<0.001	<0.001				
7/19/2017						0.0007 (J)			
8/23/2017									
3/26/2018									
3/27/2018	<0.001	<0.001	<0.001						
3/28/2018				<0.001	<0.001				<0.001
3/29/2018						0.00063 (J)	<0.001	0.00048 (J)	
6/13/2018				<0.001			<0.001	0.00053 (J)	
6/14/2018	<0.001	<0.001			<0.001	0.00069 (J)			<0.001
6/15/2018			<0.001						
10/17/2018	<0.001								
10/18/2018		<0.001							
10/19/2018			<0.001		<0.001				
10/22/2018				<0.001		0.00071 (J)	<0.001	0.00047 (J)	<0.001
2/27/2019	<0.001	<0.001		<0.001					
3/1/2019			<0.001			0.00074 (J)	<0.001	0.0007 (J)	<0.001
4/2/2019	7.5E-05 (J)	<0.001							
4/3/2019			<0.001	<0.001	<0.001	0.0007 (J)	<0.001	0.00064 (J)	
4/4/2019									<0.001
9/26/2019	0.00026 (J)	7.1E-05 (J)	8E-05 (J)	<0.001					
9/27/2019						0.00088 (J)	0.00018 (J)		
9/30/2019					<0.001			0.00069 (J)	<0.001
2/24/2020	5.9E-05 (J)	6.8E-05 (J)	<0.001	<0.001					
2/25/2020						0.00062 (J)	0.00015 (J)		

Time Series

Constituent: Thallium (mg/L) Analysis Run 11/18/2022 2:57 AM View: Constituents View

Plant Bowen Client: Southern Company Data: Bowen AP-1

	BGWC-17	BGWC-18	BGWC-19	BGWC-20	BGWC-21	BGWC-22	BGWC-23	BGWC-24	BGWC-25
2/26/2020					<0.001			0.00073 (J)	<0.001
3/19/2020	6.1E-05 (J)								
3/20/2020		<0.001	<0.001		<0.001	0.00063 (J)			
3/23/2020				0.0002 (J)			0.00016 (J)		
3/24/2020									<0.001
3/25/2020								0.00066 (J)	
9/24/2020	0.00018 (J)	<0.001			<0.001	0.001	0.00038 (J)		
9/25/2020								0.00057 (J)	
9/28/2020			<0.001	<0.001					<0.001
2/18/2021	<0.001	<0.001	<0.001	<0.001					
2/19/2021					<0.001	0.00089 (J)	0.00039 (J)	0.0005 (J)	
2/23/2021									<0.001
3/8/2021									
3/24/2021	<0.001	<0.001							
3/25/2021									
3/26/2021			<0.001				0.00069 (J)	0.00057 (J)	<0.001
3/29/2021				<0.001	<0.001	0.0009 (J)			
8/19/2021	<0.001	<0.001							<0.001
8/20/2021			<0.001	0.00025 (J)	<0.001				
8/23/2021						0.00088 (J)	<0.001	0.00051 (J)	
2/11/2022	<0.001								
2/14/2022							<0.001		
2/15/2022						0.0011		0.00045 (J)	
2/16/2022		<0.001	0.00021 (J)	<0.001	<0.001				<0.001
7/27/2022	<0.001	<0.001	<0.001	<0.001					<0.001
7/28/2022					<0.001				
8/1/2022							<0.001		
8/2/2022						0.00098 (J)		<0.001	
10/21/2022								0.00032 (J)	

Time Series

Constituent: Thallium (mg/L) Analysis Run 11/18/2022 2:57 AM View: Constituents View

Plant Bowen Client: Southern Company Data: Bowen AP-1

	BGWC-30
6/7/2016	
6/8/2016	
6/9/2016	
8/11/2016	
8/12/2016	
8/15/2016	
8/18/2016	
10/7/2016	
10/10/2016	
12/6/2016	
12/7/2016	
12/8/2016	
1/23/2017	0.0008 (J)
2/7/2017	0.0008 (J)
2/16/2017	
2/17/2017	
2/20/2017	
3/27/2017	0.0006 (J)
4/17/2017	0.0007 (J)
4/19/2017	
4/20/2017	
5/22/2017	0.0008 (J)
5/30/2017	
6/1/2017	
6/5/2017	0.0007 (J)
7/11/2017	0.0007 (J)
7/14/2017	
7/17/2017	
7/18/2017	
7/19/2017	
8/23/2017	0.0007 (J)
3/26/2018	0.00058 (J)
3/27/2018	
3/28/2018	
3/29/2018	
6/13/2018	
6/14/2018	
6/15/2018	0.00056 (J)
10/17/2018	
10/18/2018	
10/19/2018	
10/22/2018	0.00034 (J)
2/27/2019	
3/1/2019	0.00024 (J)
4/2/2019	0.00024 (J)
4/3/2019	
4/4/2019	
9/26/2019	
9/27/2019	0.00014 (J)
9/30/2019	
2/24/2020	
2/25/2020	

Time Series

Constituent: Thallium (mg/L) Analysis Run 11/18/2022 2:57 AM View: Constituents View

Plant Bowen Client: Southern Company Data: Bowen AP-1

	BGWC-30
2/26/2020	8.5E-05 (J)
3/19/2020	
3/20/2020	
3/23/2020	9.1E-05 (J)
3/24/2020	
3/25/2020	
9/24/2020	
9/25/2020	<0.001
9/28/2020	
2/18/2021	
2/19/2021	
2/23/2021	
3/8/2021	<0.001
3/24/2021	
3/25/2021	<0.001
3/26/2021	
3/29/2021	
8/19/2021	0.00022 (J)
8/20/2021	
8/23/2021	
2/11/2022	
2/14/2022	<0.001
2/15/2022	
2/16/2022	
7/27/2022	
7/28/2022	
8/1/2022	<0.001
8/2/2022	
10/21/2022	

Time Series

Constituent: Thallium (mg/L) Analysis Run 11/18/2022 2:57 AM View: Constituents View

Plant Bowen Client: Southern Company Data: Bowen AP-1

	BGWC-31	BGWC-32	BGWC-34D	BGWC-35D	BGWC-36D	BGWC-37D	BGWC-38D	BGWC-39	BGWC-40
10/17/2018					0.00026 (J)				
10/18/2018	<0.001								
10/19/2018			<0.001						
10/22/2018		0.00014 (J)		<0.001					
4/2/2019					0.00022 (J)				
4/4/2019	<0.001		<0.001	<0.001					
4/5/2019		0.00046 (J)							
9/24/2019	<0.001		<0.001						
9/26/2019		0.00017 (J)		<0.001					
9/27/2019					0.00037 (J)				
2/25/2020				<0.001		<0.001			
2/26/2020	<0.001				0.00013 (J)				
2/27/2020		0.00013 (J)	8.9E-05 (J)				0.0027	0.00017 (J)	
2/28/2020									<0.001
3/23/2020	<0.001				0.00011 (J)				
3/24/2020		8.4E-05 (J)	<0.001			<0.001	5.6E-05 (J)	0.00013 (J)	
3/25/2020				6.8E-05 (J)					0.00014 (J)
9/2/2020							0.00042 (J)		
9/25/2020		0.00014 (J)		<0.001		<0.001			
9/28/2020	<0.001		<0.001		0.00019 (J)				
9/29/2020								0.00025 (J)	<0.001
2/19/2021			<0.001						
2/22/2021	<0.001			0.00016 (J)		<0.001		0.00021 (J)	<0.001
2/23/2021		0.00015 (J)							
3/8/2021					0.0002 (J)				
3/9/2021							<0.001		
3/25/2021					0.00019 (J)				
3/26/2021				<0.001		<0.001			
3/29/2021	<0.001						0.00018 (J)		
3/30/2021		0.00016 (J)	<0.001						<0.001
3/31/2021								0.00017 (J)	
8/19/2021							<0.001		
8/20/2021	<0.001			0.00026 (J)		<0.001			
8/23/2021					0.00024 (J)				
8/24/2021			<0.001					0.00027 (J)	<0.001
8/25/2021		<0.001							
2/14/2022					0.00022 (J)		<0.001		
2/15/2022									
2/16/2022	<0.001	<0.001	<0.001					<0.001	<0.001
2/17/2022				<0.001		<0.001			
7/28/2022	<0.001		<0.001	0.00022 (J)		<0.001			<0.001
7/29/2022		<0.001			0.00018 (J)				
8/2/2022							<0.001	<0.001	

Time Series

Constituent: Thallium (mg/L) Analysis Run 11/18/2022 2:57 AM View: Constituents View

Plant Bowen Client: Southern Company Data: Bowen AP-1

	BGWC-41D
10/17/2018	
10/18/2018	
10/19/2018	
10/22/2018	
4/2/2019	
4/4/2019	
4/5/2019	
9/24/2019	
9/26/2019	
9/27/2019	
2/25/2020	
2/26/2020	
2/27/2020	
2/28/2020	
3/23/2020	
3/24/2020	
3/25/2020	
9/2/2020	<0.001
9/25/2020	
9/28/2020	
9/29/2020	
2/19/2021	
2/22/2021	<0.001
2/23/2021	
3/8/2021	
3/9/2021	
3/25/2021	
3/26/2021	
3/29/2021	
3/30/2021	
3/31/2021	<0.001
8/19/2021	
8/20/2021	
8/23/2021	
8/24/2021	<0.001
8/25/2021	
2/14/2022	
2/15/2022	<0.001
2/16/2022	
2/17/2022	
7/28/2022	
7/29/2022	<0.001
8/2/2022	

Time Series

Constituent: Thallium (mg/L) Analysis Run 11/18/2022 2:57 AM View: Constituents View

Plant Bowen Client: Southern Company Data: Bowen AP-1

	BGWC-42D	BGWC-43D	BGWC-44D	BGWC-49D	BGWC-50D	BGWC-51	BGWC-52	BGWC-7	BGWC-8
6/6/2016									
6/7/2016									<0.001
6/8/2016								<0.001	
8/10/2016									<0.001
8/11/2016								<0.001	
10/4/2016									<0.001
10/5/2016									
10/6/2016								<0.001	
12/2/2016									<0.001
12/5/2016									
12/6/2016								<0.001	
2/14/2017									<0.001
2/15/2017								<0.001	
4/14/2017									<0.001
4/17/2017									
4/18/2017								<0.001	
5/26/2017									<0.001
6/2/2017								<0.001	
7/10/2017									<0.001
7/11/2017									
7/14/2017								<0.001	
3/26/2018									<0.001
3/27/2018								<0.001	
6/12/2018									<0.001
6/13/2018								<0.001	
10/16/2018									<0.001
10/17/2018									
10/18/2018								<0.001	
2/25/2019									<0.001
2/28/2019								<0.001	
4/1/2019									<0.001
4/2/2019								7E-05 (J)	
9/24/2019								8.7E-05 (J)	<0.001
2/19/2020									<0.001
2/20/2020									
2/21/2020								9.6E-05 (J)	
3/18/2020									<0.001
3/19/2020								0.00011 (J)	
9/3/2020	<0.001	0.0024	<0.001						
9/23/2020									<0.001
9/24/2020									
9/25/2020								<0.001	
1/28/2021						0.0002 (J)	0.00045 (J)		
2/16/2021									<0.001
2/17/2021									
2/18/2021			<0.001					<0.001	
2/22/2021	<0.001								
2/23/2021						<0.001	0.00023 (J)		
3/8/2021		0.0015							
3/24/2021									<0.001
3/29/2021		0.0016							
3/30/2021						0.0004 (J)	0.00024 (J)	0.00015 (J)	

Time Series

Constituent: Thallium (mg/L) Analysis Run 11/18/2022 2:57 AM View: Constituents View

Plant Bowen Client: Southern Company Data: Bowen AP-1

	BGWC-42D	BGWC-43D	BGWC-44D	BGWC-49D	BGWC-50D	BGWC-51	BGWC-52	BGWC-7	BGWC-8
3/31/2021			<0.001						
4/1/2021	<0.001								
4/19/2021				<0.001	<0.001				
8/18/2021			<0.001		<0.001				<0.001
8/19/2021								0.00023 (J)	
8/20/2021	<0.001								
8/23/2021		0.0028				<0.001	0.00037 (J)		
8/24/2021				<0.001					
2/9/2022			<0.001		<0.001				
2/10/2022									<0.001
2/11/2022								0.0003 (J)	
2/14/2022						<0.001	<0.001		
2/15/2022		0.0034							
2/17/2022	<0.001			<0.001					
7/26/2022			<0.001		<0.001				<0.001
7/28/2022	<0.001						<0.001	0.00029 (J)	
8/1/2022		0.0028		<0.001		<0.001			

Time Series

Constituent: Thallium (mg/L) Analysis Run 11/18/2022 2:57 AM View: Constituents View

Plant Bowen Client: Southern Company Data: Bowen AP-1

	BGWC-9
6/6/2016	<0.001
6/7/2016	
6/8/2016	
8/10/2016	
8/11/2016	<0.001
10/4/2016	
10/5/2016	<0.001
10/6/2016	
12/2/2016	
12/5/2016	<0.001
12/6/2016	
2/14/2017	
2/15/2017	<0.001
4/14/2017	
4/17/2017	<0.001
4/18/2017	
5/26/2017	<0.001
6/2/2017	
7/10/2017	
7/11/2017	<0.001
7/14/2017	
3/26/2018	
3/27/2018	<0.001
6/12/2018	<0.001
6/13/2018	
10/16/2018	
10/17/2018	<0.001
10/18/2018	
2/25/2019	
2/28/2019	
4/1/2019	6.5E-05 (J)
4/2/2019	
9/24/2019	<0.001
2/19/2020	
2/20/2020	0.00022 (J)
2/21/2020	
3/18/2020	
3/19/2020	0.00018 (J)
9/3/2020	
9/23/2020	
9/24/2020	<0.001
9/25/2020	
1/28/2021	
2/16/2021	
2/17/2021	<0.001
2/18/2021	
2/22/2021	
2/23/2021	
3/8/2021	
3/24/2021	<0.001
3/29/2021	
3/30/2021	

Time Series

Constituent: Thallium (mg/L) Analysis Run 11/18/2022 2:57 AM View: Constituents View

Plant Bowen Client: Southern Company Data: Bowen AP-1

	BGWC-9
3/31/2021	
4/1/2021	
4/19/2021	
8/18/2021	<0.001
8/19/2021	
8/20/2021	
8/23/2021	
8/24/2021	
2/9/2022	
2/10/2022	<0.001
2/11/2022	
2/14/2022	
2/15/2022	
2/17/2022	
7/26/2022	<0.001
7/28/2022	
8/1/2022	

Time Series

Constituent: Total Dissolved Solids (mg/L) Analysis Run 11/18/2022 2:57 AM View: Constituents View

Plant Bowen Client: Southern Company Data: Bowen AP-1

	BGWA-2 (bg)	BGWA-29 (bg)	BGWA-33 (bg)	BGWA-47D (bg)	BGWA-48D (bg)	BGWA-6	BGWC-10	BGWC-12	BGWC-14A
6/6/2016	170					220			
6/7/2016							300	510	
8/9/2016	183								
8/10/2016						299			
8/11/2016									
8/12/2016								476	
8/16/2016							286		
8/22/2016		121							
10/3/2016	201								
10/4/2016		95				245			
10/6/2016								524	
10/7/2016							513		
11/29/2016	109								
12/1/2016		121				269			
12/5/2016								489	
12/6/2016							421		
1/10/2017		115							
2/13/2017	214								
2/14/2017		345 (o)				405			
2/15/2017								562	
2/16/2017							433		
4/13/2017	211					349			
4/14/2017		119							
4/18/2017							349	955	
5/25/2017	173	109				283			
5/30/2017									
6/2/2017							313	602	
7/7/2017	165					265			
7/10/2017		140							
7/12/2017							255		
7/13/2017								617	
7/14/2017									
10/9/2017	150					253			
10/10/2017		93						534	
10/11/2017							343		
6/12/2018	187	139							
6/14/2018							362	684	
10/16/2018	192	138				311			
10/17/2018								739	
10/18/2018							355		
4/1/2019	226	114						191	
4/2/2019						295	355		
4/3/2019			235						
9/23/2019	186	122				296			
9/25/2019							388	690	
9/26/2019									
9/27/2019			275						
2/18/2020						318			
2/19/2020		113							
2/21/2020			229						
3/18/2020	191	108							
3/19/2020						300		662	

Time Series

Constituent: Total Dissolved Solids (mg/L) Analysis Run 11/18/2022 2:57 AM View: Constituents View

Plant Bowen Client: Southern Company Data: Bowen AP-1

	BGWA-2 (bg)	BGWA-29 (bg)	BGWA-33 (bg)	BGWA-47D (bg)	BGWA-48D (bg)	BGWA-6	BGWC-10	BGWC-12	BGWC-14A
3/20/2020			229						
3/23/2020							355		
5/22/2020				357					454
5/25/2020					249				
6/23/2020				383	280				423
7/28/2020				410	264				768
9/2/2020				389					814
9/3/2020					303				
9/23/2020	237	114				296			
9/24/2020							356		
9/25/2020			233					740	
10/1/2020				384	301				824
11/10/2020				405	305				800
12/15/2020				385	289				876
1/20/2021				377	285				786
3/23/2021		108							
3/24/2021								752	445
3/25/2021				415	331				
3/26/2021	204								
3/30/2021							321		
3/31/2021						299			
4/1/2021			183						
8/16/2021	217	101		399	269	298			
8/18/2021							366	798	850
8/25/2021			208						
2/9/2022	229			403	290	304			468
2/10/2022		96							
2/11/2022							360	816	
2/16/2022			208						
7/26/2022	215	114		402	246	306			966
7/27/2022								952	
7/28/2022							338		
8/3/2022			287						

Time Series

Constituent: Total Dissolved Solids (mg/L) Analysis Run 11/18/2022 2:57 AM View: Constituents View

Plant Bowen Client: Southern Company Data: Bowen AP-1

	BGWC-16
6/6/2016	
6/7/2016	580
8/9/2016	
8/10/2016	
8/11/2016	548
8/12/2016	
8/16/2016	
8/22/2016	
10/3/2016	
10/4/2016	
10/6/2016	
10/7/2016	617
11/29/2016	
12/1/2016	
12/5/2016	
12/6/2016	730
1/10/2017	
2/13/2017	
2/14/2017	
2/15/2017	
2/16/2017	685
4/13/2017	
4/14/2017	
4/18/2017	621
5/25/2017	
5/30/2017	601
6/2/2017	
7/7/2017	
7/10/2017	
7/12/2017	
7/13/2017	
7/14/2017	569
10/9/2017	
10/10/2017	
10/11/2017	588
6/12/2018	593
6/14/2018	
10/16/2018	
10/17/2018	
10/18/2018	578
4/1/2019	
4/2/2019	604
4/3/2019	
9/23/2019	
9/25/2019	
9/26/2019	688
9/27/2019	
2/18/2020	
2/19/2020	
2/21/2020	
3/18/2020	
3/19/2020	631

Time Series

Constituent: Total Dissolved Solids (mg/L) Analysis Run 11/18/2022 2:57 AM View: Constituents View

Plant Bowen Client: Southern Company Data: Bowen AP-1

	BGWC-16
3/20/2020	
3/23/2020	
5/22/2020	
5/25/2020	
6/23/2020	
7/28/2020	
9/2/2020	
9/3/2020	
9/23/2020	
9/24/2020	732
9/25/2020	
10/1/2020	
11/10/2020	
12/15/2020	
1/20/2021	
3/23/2021	
3/24/2021	610
3/25/2021	
3/26/2021	
3/30/2021	
3/31/2021	
4/1/2021	
8/16/2021	
8/18/2021	658
8/25/2021	
2/9/2022	
2/10/2022	
2/11/2022	782
2/16/2022	
7/26/2022	
7/27/2022	944
7/28/2022	
8/3/2022	

Time Series

Constituent: Total Dissolved Solids (mg/L) Analysis Run 11/18/2022 2:57 AM View: Constituents View

Plant Bowen Client: Southern Company Data: Bowen AP-1

	BGWC-17	BGWC-18	BGWC-19	BGWC-20	BGWC-21	BGWC-22	BGWC-23	BGWC-24	BGWC-25
6/7/2016	360								
6/8/2016		390	340	1000	260	2000			170
6/9/2016							1900	5200	
8/11/2016	340								
8/12/2016		310	326	1100					
8/15/2016									161
8/18/2016					239	1960	1600	4200	
10/7/2016	533	823	621						
10/10/2016				1110	239	2130	1640	3850	196
12/6/2016	413	560							
12/7/2016			269	1100			1770	2720	
12/8/2016					255	2200			209
1/23/2017									
2/7/2017									
2/16/2017	434	364	488						
2/17/2017				1160	236	2200			
2/20/2017							1720	4200	251
3/27/2017									
4/17/2017									
4/19/2017	415	337	396	1180	247		1800	4680	
4/20/2017						2330			324
5/22/2017									
5/30/2017	391								
6/1/2017		215	266	1130	185				177
6/5/2017						2530	2050	5660	
7/11/2017									
7/14/2017	391	281	325						
7/17/2017							1810	5080	238
7/18/2017				1160	219				
7/19/2017						2650			
8/23/2017									
10/10/2017									
10/11/2017	403	334	287	1050			1780	4920	199
10/12/2017					245	2500			
6/13/2018				1060			2020	4180	
6/14/2018	395	290			231	2380			225
6/15/2018			280						
10/17/2018	446								
10/18/2018		325							
10/19/2018			321		236				
10/22/2018				1150		2490	1880	4300	218
4/2/2019	321	258							
4/3/2019			259	1090	244	2180	1990	13 (J)	
4/4/2019									196
9/26/2019	550	470	428	1210					
9/27/2019						3260	2540		
9/30/2019					256			4430	220
2/25/2020						1930			
2/26/2020									
3/19/2020	324								
3/20/2020		255	243		253	2200			
3/23/2020				1220			2800		

Time Series

Constituent: Total Dissolved Solids (mg/L) Analysis Run 11/18/2022 2:57 AM View: Constituents View

Plant Bowen Client: Southern Company Data: Bowen AP-1

	BGWC-17	BGWC-18	BGWC-19	BGWC-20	BGWC-21	BGWC-22	BGWC-23	BGWC-24	BGWC-25
3/24/2020									213
3/25/2020								4140	
9/24/2020	481	310			243	3490	3160		
9/25/2020								5020	
9/28/2020			243	1060					223
3/24/2021	374	240							
3/25/2021									
3/26/2021			205				2690	3070	215
3/29/2021				1100	198	2430			
8/19/2021	384	252							235
8/20/2021			204	1300	213				
8/23/2021						3660	3140	4300	
2/11/2022	392								
2/14/2022							3350		
2/15/2022						3340		3890	
2/16/2022		253	288	1180	235				235
7/27/2022	438	307	338	1370					231
7/28/2022					259				
8/1/2022							2780		
8/2/2022						3440		334	
10/21/2022								1610	

Time Series

Constituent: Total Dissolved Solids (mg/L) Analysis Run 11/18/2022 2:57 AM View: Constituents View

Plant Bowen Client: Southern Company Data: Bowen AP-1

	BGWC-30
6/7/2016	
6/8/2016	
6/9/2016	
8/11/2016	
8/12/2016	
8/15/2016	
8/18/2016	
10/7/2016	
10/10/2016	
12/6/2016	
12/7/2016	
12/8/2016	
1/23/2017	2060
2/7/2017	1860
2/16/2017	
2/17/2017	
2/20/2017	
3/27/2017	2440
4/17/2017	2180
4/19/2017	
4/20/2017	
5/22/2017	2470
5/30/2017	
6/1/2017	
6/5/2017	2780
7/11/2017	2580
7/14/2017	
7/17/2017	
7/18/2017	
7/19/2017	
8/23/2017	2400
10/10/2017	1990
10/11/2017	
10/12/2017	
6/13/2018	
6/14/2018	
6/15/2018	1190
10/17/2018	
10/18/2018	
10/19/2018	
10/22/2018	1070
4/2/2019	773
4/3/2019	
4/4/2019	
9/26/2019	
9/27/2019	629
9/30/2019	
2/25/2020	
2/26/2020	523
3/19/2020	
3/20/2020	
3/23/2020	613

Time Series

Constituent: Total Dissolved Solids (mg/L) Analysis Run 11/18/2022 2:57 AM View: Constituents View

Plant Bowen Client: Southern Company Data: Bowen AP-1

	BGWC-30
3/24/2020	
3/25/2020	
9/24/2020	
9/25/2020	482
9/28/2020	
3/24/2021	
3/25/2021	358
3/26/2021	
3/29/2021	
8/19/2021	682
8/20/2021	
8/23/2021	
2/11/2022	
2/14/2022	618
2/15/2022	
2/16/2022	
7/27/2022	
7/28/2022	
8/1/2022	582
8/2/2022	
10/21/2022	

Time Series

Constituent: Total Dissolved Solids (mg/L) Analysis Run 11/18/2022 2:57 AM View: Constituents View

Plant Bowen Client: Southern Company Data: Bowen AP-1

	BGWC-31	BGWC-32	BGWC-34D	BGWC-35D	BGWC-36D	BGWC-37D	BGWC-38D	BGWC-39	BGWC-40
10/17/2018					1200				
10/18/2018	501								
10/19/2018			450						
10/22/2018		1140		1810					
4/2/2019					976				
4/4/2019	350		419	1930					
4/5/2019		1160							
9/24/2019	419		442						
9/26/2019		1410		2240					
9/27/2019					1030				
11/15/2019		1540							
12/13/2019								2550	
12/16/2019									753
2/25/2020				1820		840			
2/26/2020					650				
2/27/2020							1230		
3/23/2020	395				714				
3/24/2020		995	451			628	1610	787	
3/25/2020				1240					783
5/4/2020									
9/2/2020							982		
9/25/2020		1690		880		594			
9/28/2020	405		466		938				
9/29/2020								2520	908
3/25/2021					902				
3/26/2021				2220		496			
3/29/2021	352						702		
3/30/2021		1030	346						582
3/31/2021								1060	
8/19/2021							808		
8/20/2021	419			2040		530			
8/23/2021					1140				
8/24/2021			504					2420	604
8/25/2021		1340							
2/14/2022					848		926		
2/15/2022									
2/16/2022	428	1320	474					1760	776
2/17/2022				2850		570			
7/28/2022	473		540	2930		692			810
7/29/2022		1260			846				
8/2/2022							1060	2700	

Time Series

Constituent: Total Dissolved Solids (mg/L) Analysis Run 11/18/2022 2:57 AM View: Constituents View

Plant Bowen Client: Southern Company Data: Bowen AP-1

	BGWC-41D
10/17/2018	
10/18/2018	
10/19/2018	
10/22/2018	
4/2/2019	
4/4/2019	
4/5/2019	
9/24/2019	
9/26/2019	
9/27/2019	
11/15/2019	
12/13/2019	
12/16/2019	
2/25/2020	
2/26/2020	
2/27/2020	
3/23/2020	
3/24/2020	
3/25/2020	
5/4/2020	904
9/2/2020	829
9/25/2020	
9/28/2020	
9/29/2020	
3/25/2021	
3/26/2021	
3/29/2021	
3/30/2021	
3/31/2021	1010
8/19/2021	
8/20/2021	
8/23/2021	
8/24/2021	1160
8/25/2021	
2/14/2022	
2/15/2022	1140
2/16/2022	
2/17/2022	
7/28/2022	
7/29/2022	1180
8/2/2022	

Time Series

Constituent: Total Dissolved Solids (mg/L) Analysis Run 11/18/2022 2:57 AM View: Constituents View

Plant Bowen Client: Southern Company Data: Bowen AP-1

	BGWC-42D	BGWC-43D	BGWC-44D	BGWC-49D	BGWC-50D	BGWC-51	BGWC-52	BGWC-7	BGWC-8
6/6/2016									
6/7/2016									200
6/8/2016								800	
8/10/2016									228
8/11/2016								852	
10/4/2016									186
10/5/2016									
10/6/2016								906	
12/2/2016									183
12/5/2016									
12/6/2016								976	
2/14/2017									367
2/15/2017								968	
4/14/2017									184
4/17/2017									
4/18/2017								944	
5/26/2017									179
6/2/2017								910	
7/10/2017									211
7/11/2017									
7/14/2017								887	
10/10/2017									178
10/11/2017								887	
6/12/2018									217
6/13/2018								873	
10/16/2018									247
10/17/2018									
10/18/2018								876	
4/1/2019									191
4/2/2019								728	
9/24/2019								733	193
3/18/2020									193
3/19/2020								733	
5/4/2020		1680	298						
5/11/2020	470								
5/20/2020	799	1960							
9/3/2020	611	1980	312						
9/23/2020									187
9/24/2020									
9/25/2020								726	
1/28/2021						2950	1460		
3/24/2021									198
3/29/2021		700							
3/30/2021						1980	1170	570	
3/31/2021			308						
4/1/2021	502								
4/19/2021				970	270				
8/18/2021			307		264				220
8/19/2021								666	
8/20/2021	628								
8/23/2021		2890				3370	1960		
8/24/2021				1530					

Time Series

Constituent: Total Dissolved Solids (mg/L) Analysis Run 11/18/2022 2:57 AM View: Constituents View

Plant Bowen Client: Southern Company Data: Bowen AP-1

	BGWC-42D	BGWC-43D	BGWC-44D	BGWC-49D	BGWC-50D	BGWC-51	BGWC-52	BGWC-7	BGWC-8
2/9/2022			347		377				
2/10/2022									259
2/11/2022								618	
2/14/2022						632	321		
2/15/2022		1620							
2/17/2022	658			1620					
7/26/2022			344		409				196
7/28/2022	628						236	732	
8/1/2022		1850		1330		502			

Time Series

Constituent: Total Dissolved Solids (mg/L) Analysis Run 11/18/2022 2:57 AM View: Constituents View

Plant Bowen Client: Southern Company Data: Bowen AP-1

	BGWC-9
6/6/2016	320
6/7/2016	
6/8/2016	
8/10/2016	
8/11/2016	361
10/4/2016	
10/5/2016	376
10/6/2016	
12/2/2016	
12/5/2016	426
12/6/2016	
2/14/2017	
2/15/2017	452
4/14/2017	
4/17/2017	388
4/18/2017	
5/26/2017	423
6/2/2017	
7/10/2017	
7/11/2017	387
7/14/2017	
10/10/2017	376
10/11/2017	
6/12/2018	348
6/13/2018	
10/16/2018	
10/17/2018	377
10/18/2018	
4/1/2019	326
4/2/2019	
9/24/2019	325
3/18/2020	
3/19/2020	306
5/4/2020	
5/11/2020	
5/20/2020	
9/3/2020	
9/23/2020	
9/24/2020	322
9/25/2020	
1/28/2021	
3/24/2021	294
3/29/2021	
3/30/2021	
3/31/2021	
4/1/2021	
4/19/2021	
8/18/2021	307
8/19/2021	
8/20/2021	
8/23/2021	
8/24/2021	

Time Series

Constituent: Total Dissolved Solids (mg/L) Analysis Run 11/18/2022 2:57 AM View: Constituents View

Plant Bowen Client: Southern Company Data: Bowen AP-1

	BGWC-9
2/9/2022	
2/10/2022	304
2/11/2022	
2/14/2022	
2/15/2022	
2/17/2022	
7/26/2022	349
7/28/2022	
8/1/2022	

FIGURE B.

Sanitas™ v.9.6.35 . UG

Box & Whiskers Plot

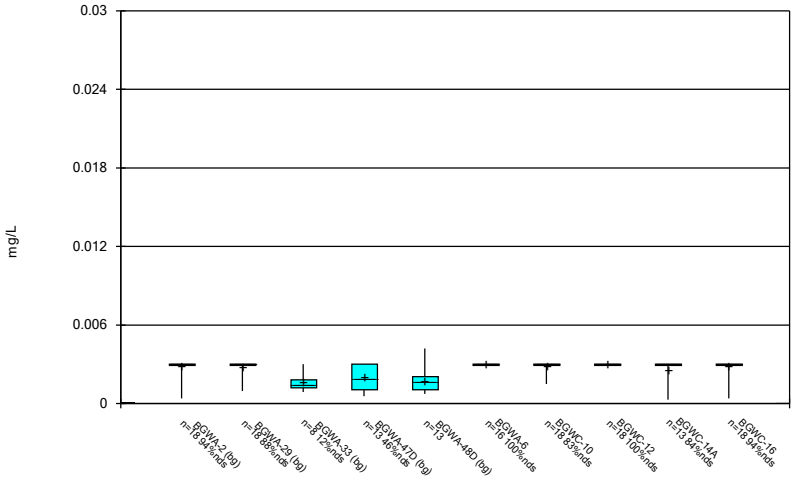

Constituent: Antimony Analysis Run 11/18/2022 2:58 AM View: Constituents View
Plant Bowen Client: Southern Company Data: Bowen AP-1

Sanitas™ v.9.6.35 . UG

Box & Whiskers Plot

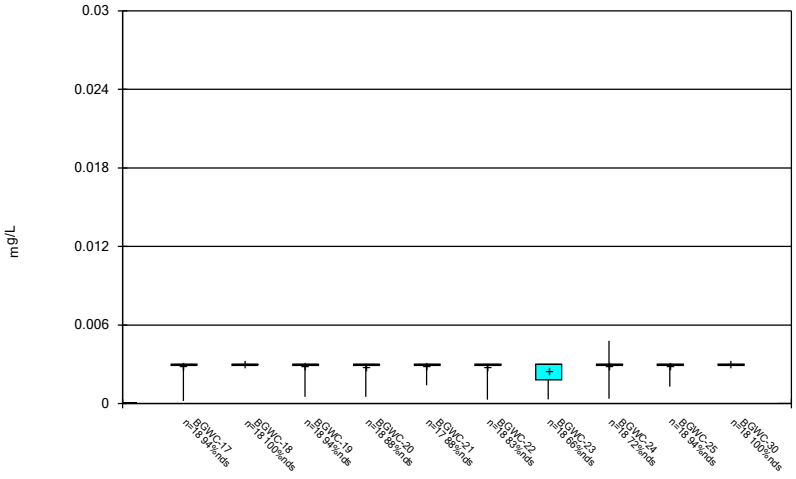

Constituent: Antimony Analysis Run 11/18/2022 2:58 AM View: Constituents View
Plant Bowen Client: Southern Company Data: Bowen AP-1

Sanitas™ v.9.6.35 . UG

Box & Whiskers Plot

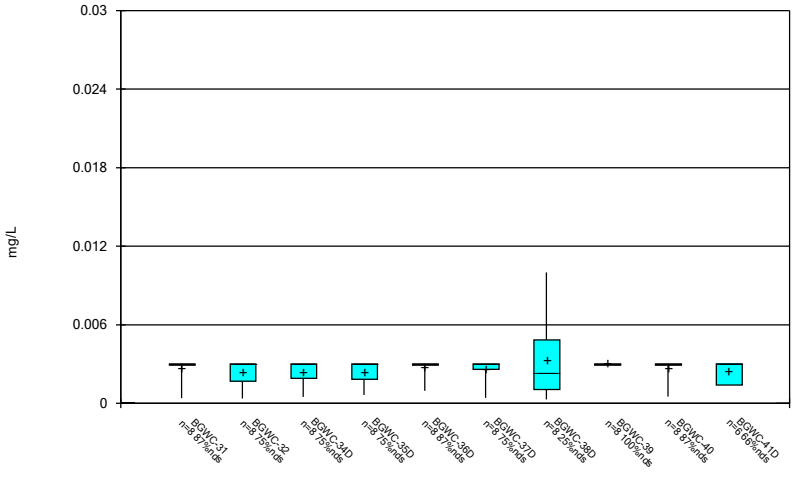

Constituent: Antimony Analysis Run 11/18/2022 2:58 AM View: Constituents View
Plant Bowen Client: Southern Company Data: Bowen AP-1

Sanitas™ v.9.6.35 . UG

Box & Whiskers Plot

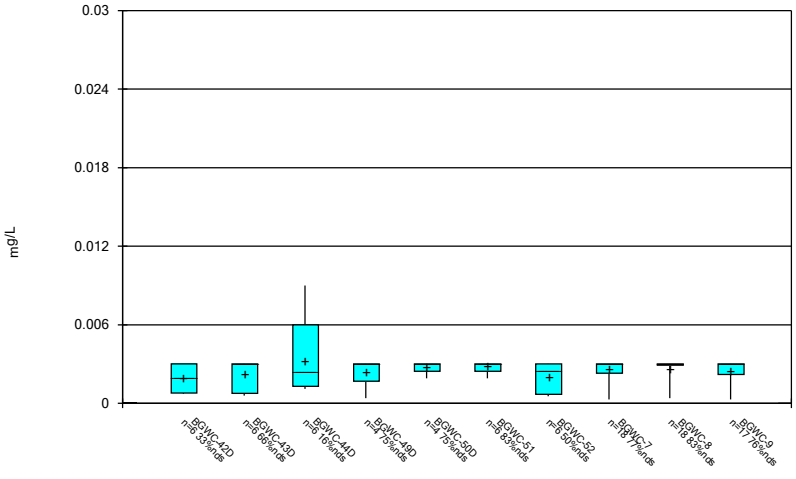

Constituent: Antimony Analysis Run 11/18/2022 2:58 AM View: Constituents View
Plant Bowen Client: Southern Company Data: Bowen AP-1

Sanitas™ v.9.6.35 . UG

Box & Whiskers Plot

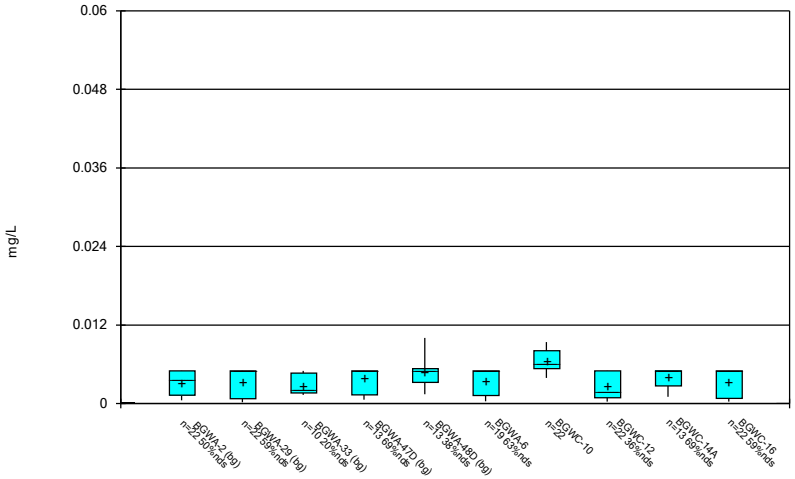

Constituent: Arsenic Analysis Run 11/18/2022 2:58 AM View: Constituents View
Plant Bowen Client: Southern Company Data: Bowen AP-1

Sanitas™ v.9.6.35 . UG

Box & Whiskers Plot

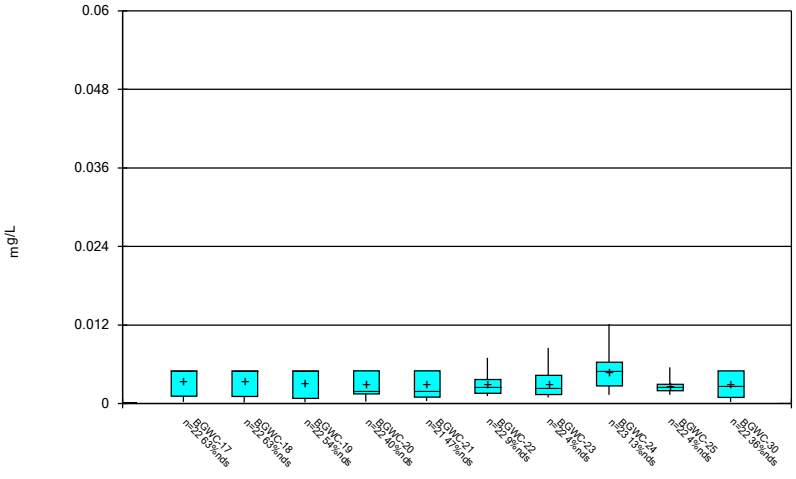

Constituent: Arsenic Analysis Run 11/18/2022 2:58 AM View: Constituents View
Plant Bowen Client: Southern Company Data: Bowen AP-1

Sanitas™ v.9.6.35 . UG

Box & Whiskers Plot

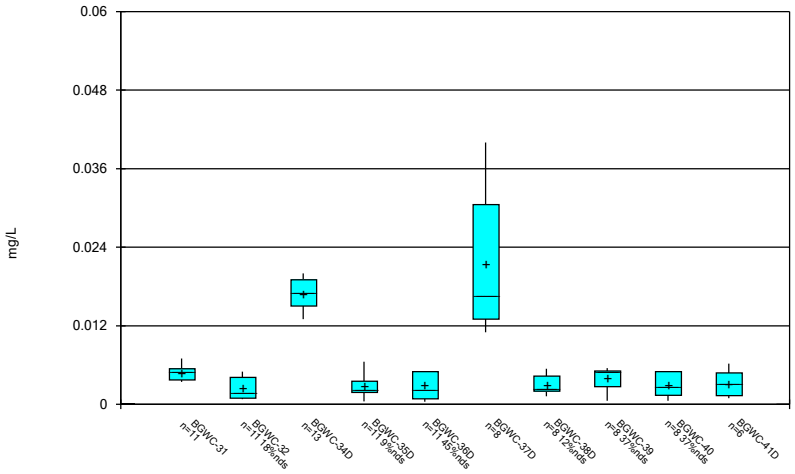

Constituent: Arsenic Analysis Run 11/18/2022 2:58 AM View: Constituents View
Plant Bowen Client: Southern Company Data: Bowen AP-1

Sanitas™ v.9.6.35 . UG

Box & Whiskers Plot

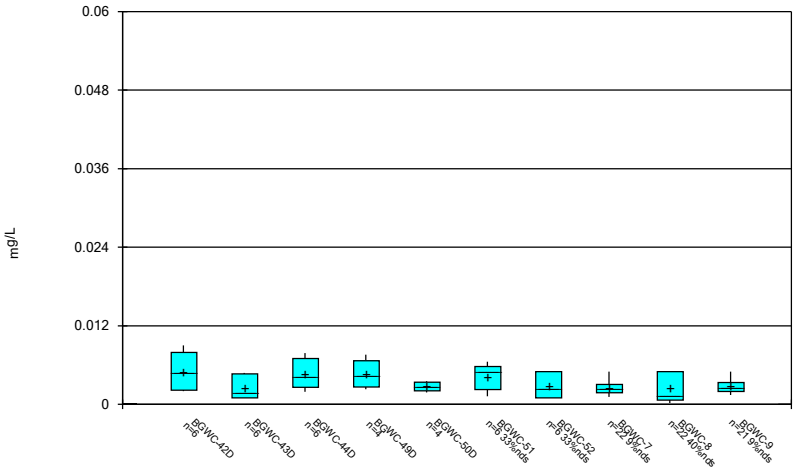

Constituent: Arsenic Analysis Run 11/18/2022 2:58 AM View: Constituents View
Plant Bowen Client: Southern Company Data: Bowen AP-1

Sanitas™ v.9.6.35 . UG

Box & Whiskers Plot

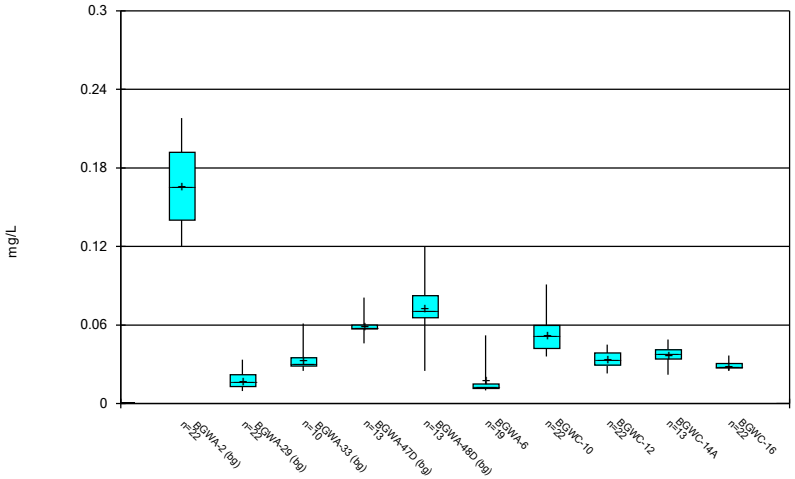

Constituent: Barium Analysis Run 11/18/2022 2:58 AM View: Constituents View
Plant Bowen Client: Southern Company Data: Bowen AP-1

Sanitas™ v.9.6.35 . UG

Box & Whiskers Plot

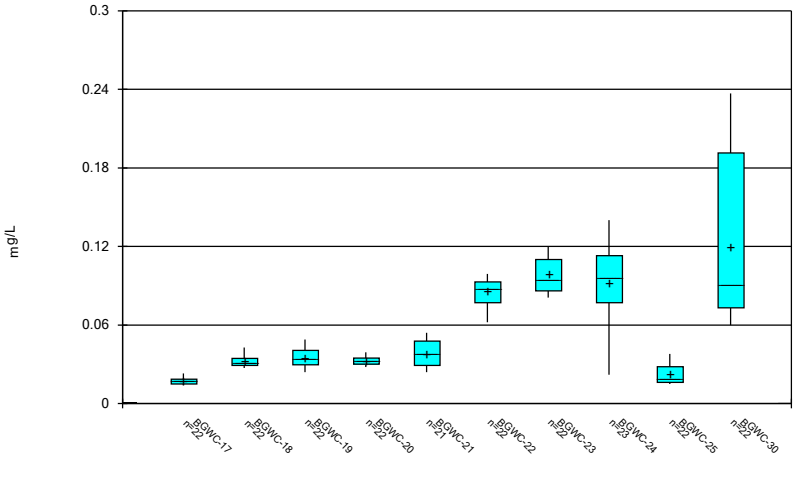

Constituent: Barium Analysis Run 11/18/2022 2:58 AM View: Constituents View
Plant Bowen Client: Southern Company Data: Bowen AP-1

Sanitas™ v.9.6.35 . UG

Box & Whiskers Plot

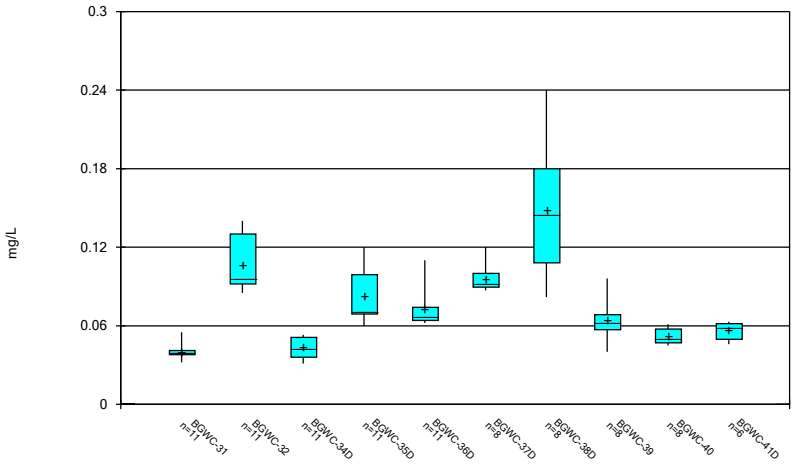

Constituent: Barium Analysis Run 11/18/2022 2:58 AM View: Constituents View
Plant Bowen Client: Southern Company Data: Bowen AP-1

Sanitas™ v.9.6.35 . UG

Box & Whiskers Plot

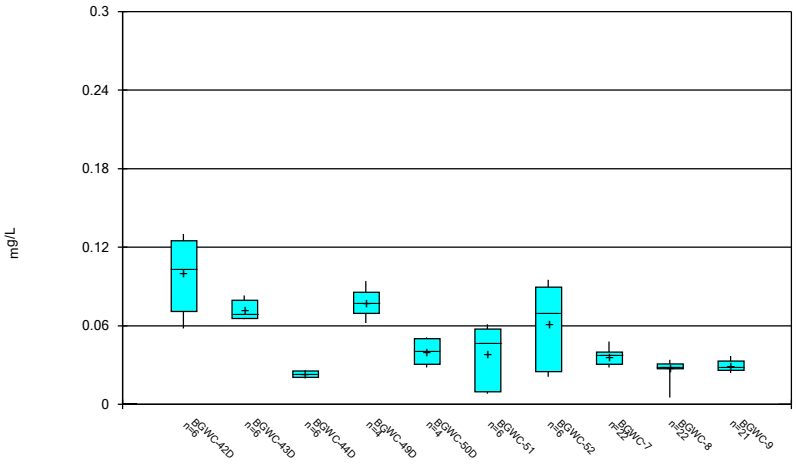

Constituent: Barium Analysis Run 11/18/2022 2:58 AM View: Constituents View
Plant Bowen Client: Southern Company Data: Bowen AP-1

Sanitas™ v.9.6.35 . UG

Box & Whiskers Plot

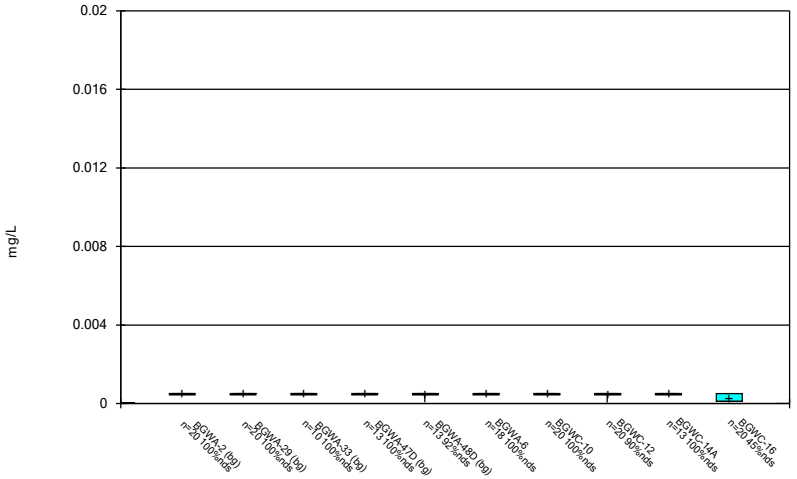

Constituent: Beryllium Analysis Run 11/18/2022 2:58 AM View: Constituents View
Plant Bowen Client: Southern Company Data: Bowen AP-1

Sanitas™ v.9.6.35 . UG

Box & Whiskers Plot

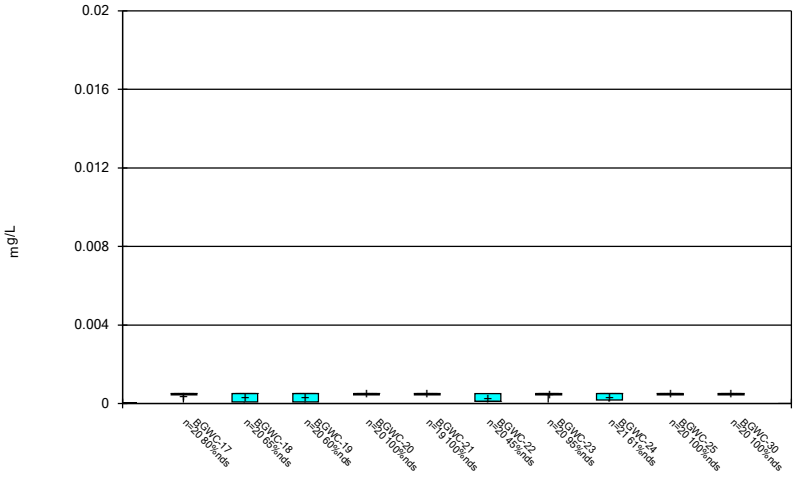

Constituent: Beryllium Analysis Run 11/18/2022 2:58 AM View: Constituents View
Plant Bowen Client: Southern Company Data: Bowen AP-1

Sanitas™ v.9.6.35 . UG

Box & Whiskers Plot

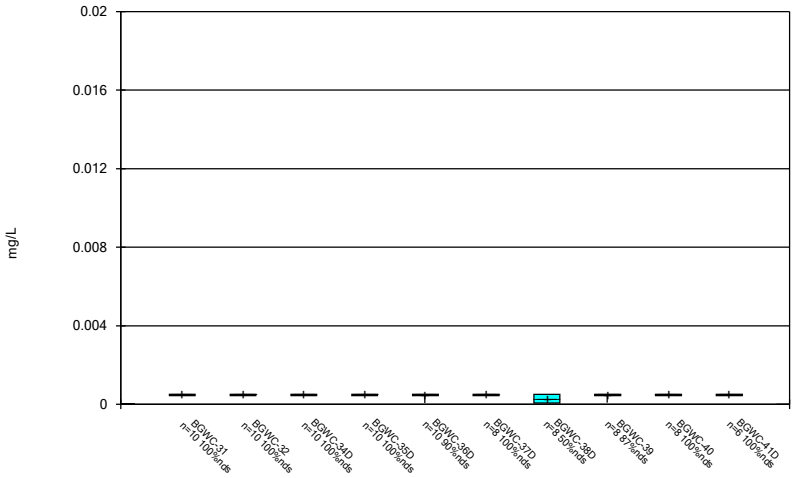

Constituent: Beryllium Analysis Run 11/18/2022 2:58 AM View: Constituents View
Plant Bowen Client: Southern Company Data: Bowen AP-1

Sanitas™ v.9.6.35 . UG

Box & Whiskers Plot

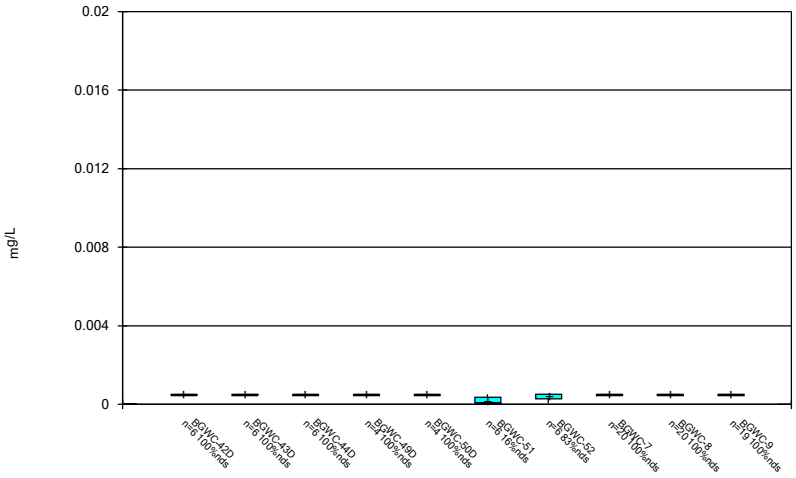

Constituent: Beryllium Analysis Run 11/18/2022 2:58 AM View: Constituents View
Plant Bowen Client: Southern Company Data: Bowen AP-1

Sanitas™ v.9.6.35 . UG

Box & Whiskers Plot

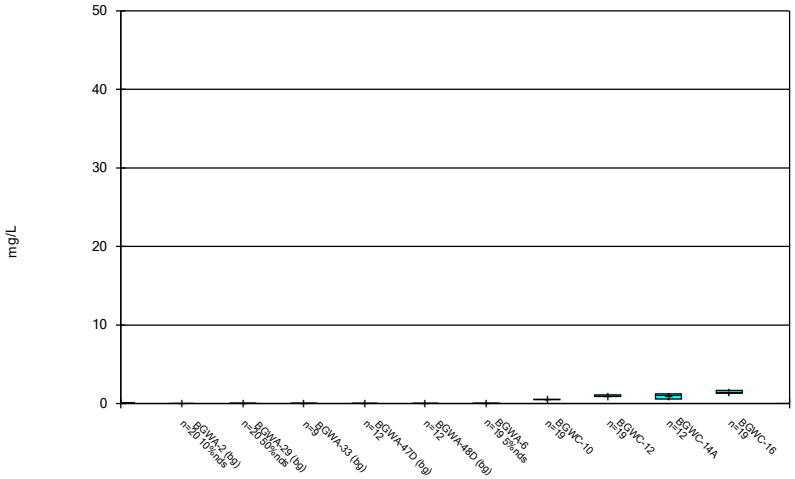

Constituent: Boron Analysis Run 11/18/2022 2:58 AM View: Constituents View
Plant Bowen Client: Southern Company Data: Bowen AP-1

Sanitas™ v.9.6.35 . UG

Box & Whiskers Plot

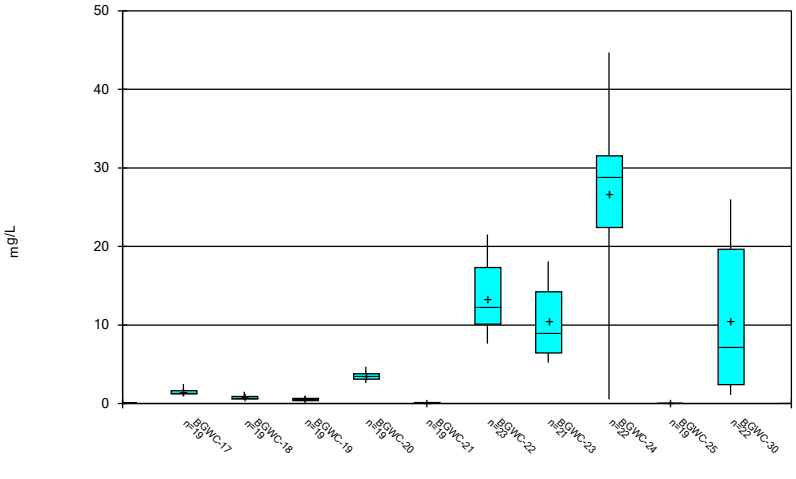

Constituent: Boron Analysis Run 11/18/2022 2:58 AM View: Constituents View
Plant Bowen Client: Southern Company Data: Bowen AP-1

Sanitas™ v.9.6.35 . UG

Box & Whiskers Plot

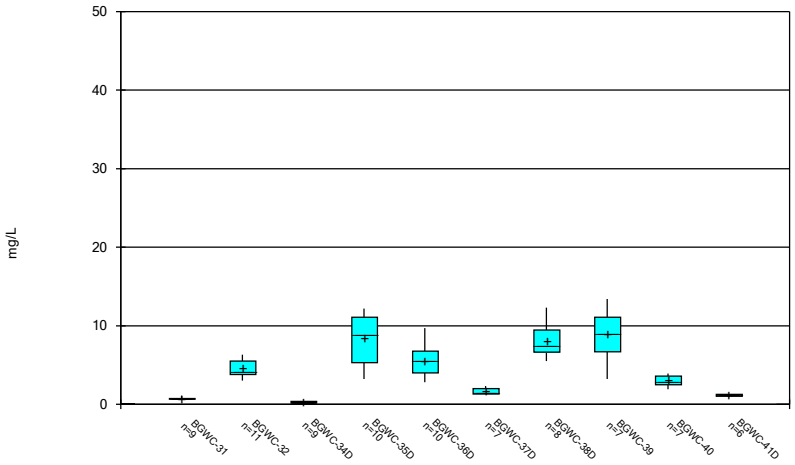

Constituent: Boron Analysis Run 11/18/2022 2:58 AM View: Constituents View
Plant Bowen Client: Southern Company Data: Bowen AP-1

Sanitas™ v.9.6.35 . UG

Box & Whiskers Plot

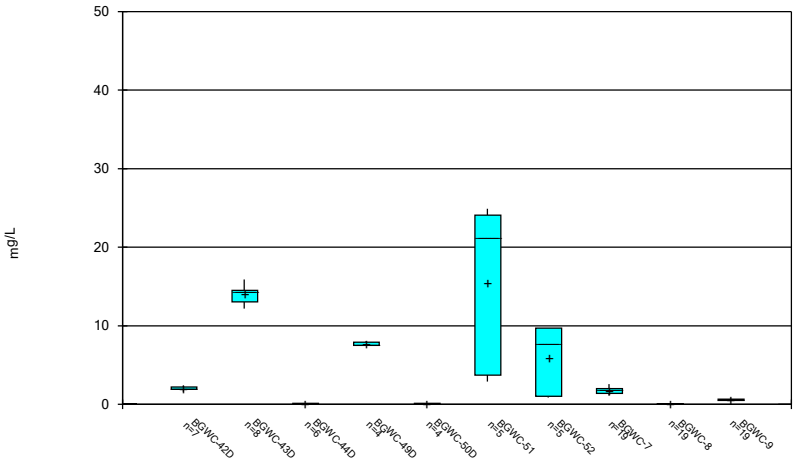

Constituent: Boron Analysis Run 11/18/2022 2:58 AM View: Constituents View
Plant Bowen Client: Southern Company Data: Bowen AP-1

Sanitas™ v.9.6.35 . UG

Box & Whiskers Plot

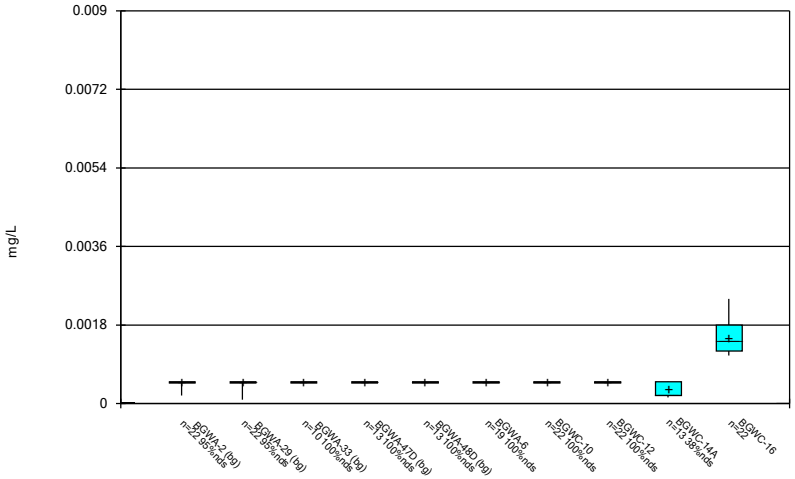

Constituent: Cadmium Analysis Run 11/18/2022 2:58 AM View: Constituents View
Plant Bowen Client: Southern Company Data: Bowen AP-1

Sanitas™ v.9.6.35 . UG

Box & Whiskers Plot

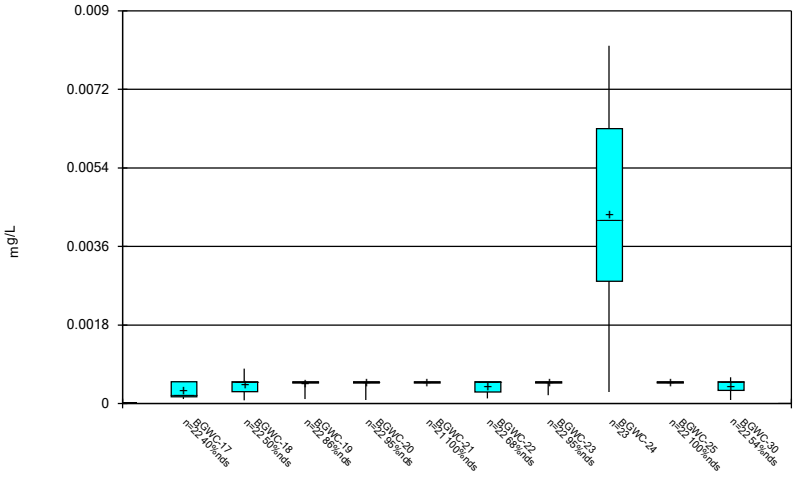

Constituent: Cadmium Analysis Run 11/18/2022 2:58 AM View: Constituents View
Plant Bowen Client: Southern Company Data: Bowen AP-1

Sanitas™ v.9.6.35 . UG

Box & Whiskers Plot

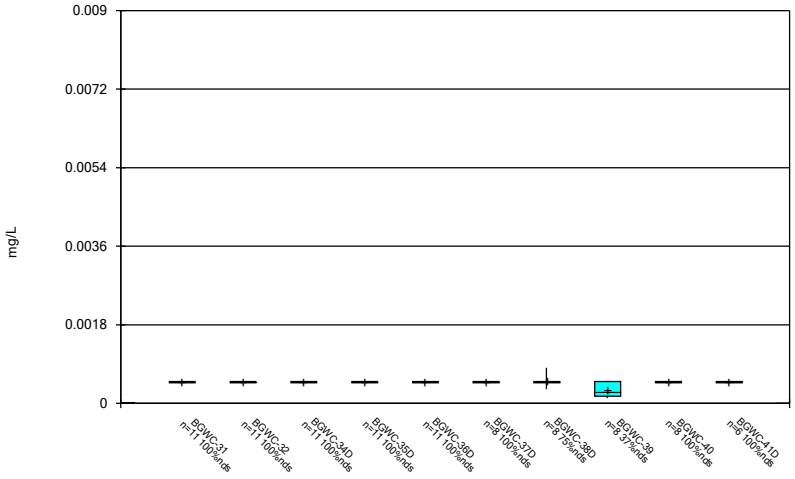

Constituent: Cadmium Analysis Run 11/18/2022 2:58 AM View: Constituents View
Plant Bowen Client: Southern Company Data: Bowen AP-1

Sanitas™ v.9.6.35 . UG

Box & Whiskers Plot

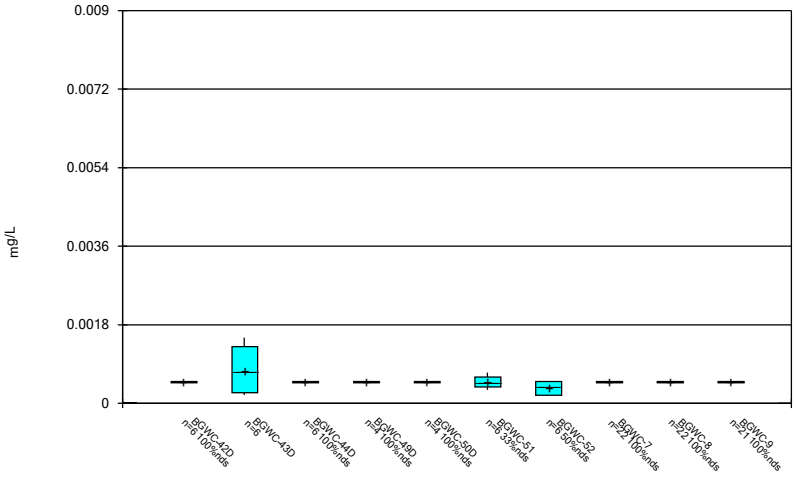

Constituent: Cadmium Analysis Run 11/18/2022 2:58 AM View: Constituents View
Plant Bowen Client: Southern Company Data: Bowen AP-1

Sanitas™ v.9.6.35 . UG

Box & Whiskers Plot

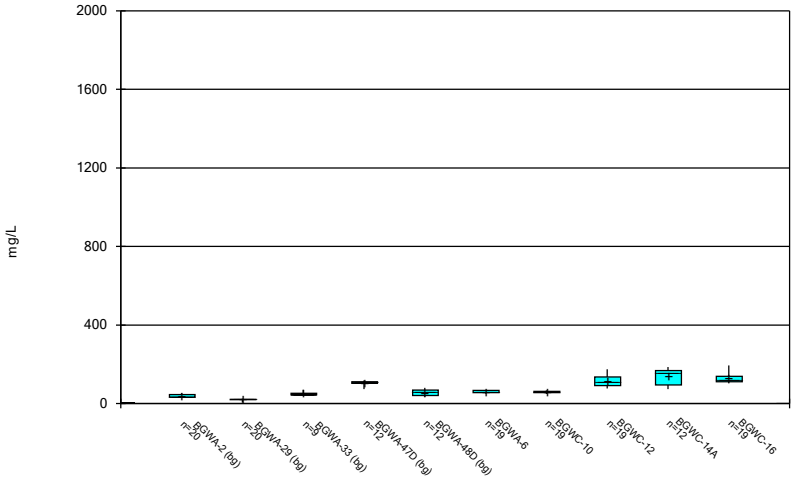

Constituent: Calcium Analysis Run 11/18/2022 2:58 AM View: Constituents View
Plant Bowen Client: Southern Company Data: Bowen AP-1

Sanitas™ v.9.6.35 . UG

Box & Whiskers Plot

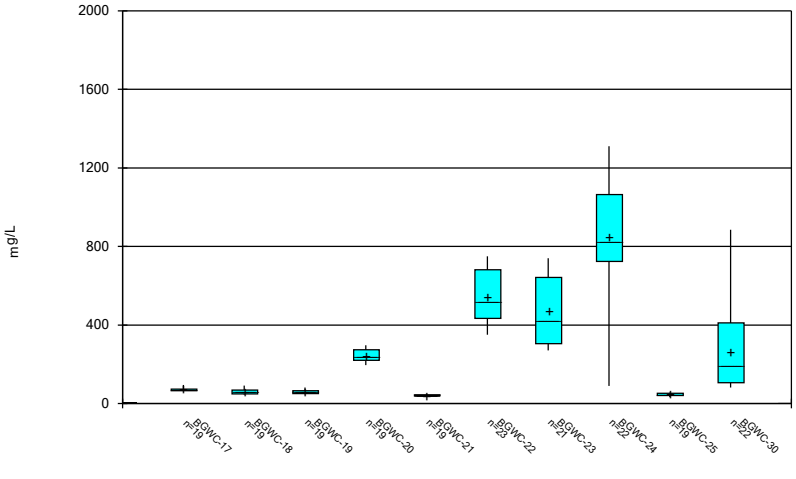

Constituent: Calcium Analysis Run 11/18/2022 2:58 AM View: Constituents View
Plant Bowen Client: Southern Company Data: Bowen AP-1

Sanitas™ v.9.6.35 . UG

Box & Whiskers Plot

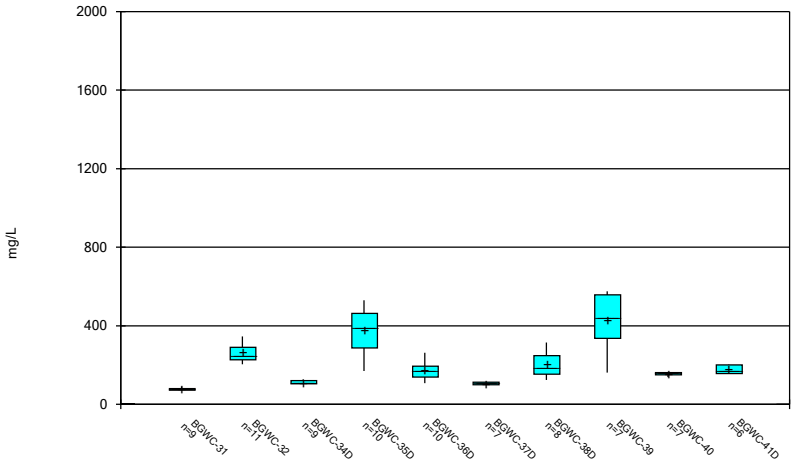

Constituent: Calcium Analysis Run 11/18/2022 2:58 AM View: Constituents View
Plant Bowen Client: Southern Company Data: Bowen AP-1

Sanitas™ v.9.6.35 . UG

Box & Whiskers Plot

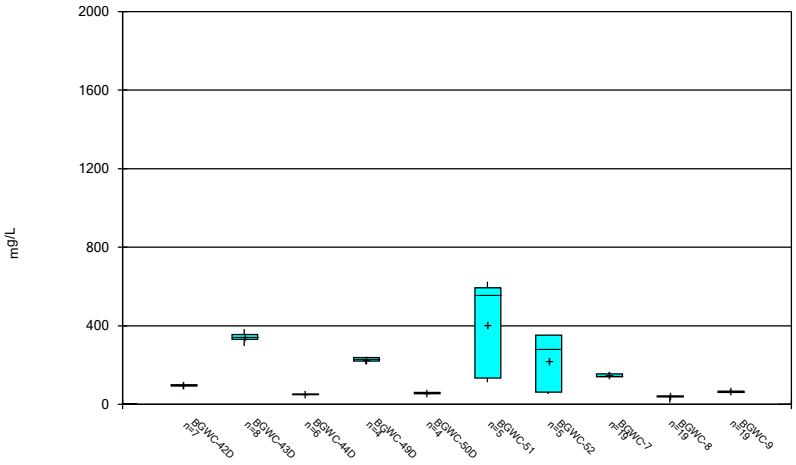

Constituent: Calcium Analysis Run 11/18/2022 2:58 AM View: Constituents View
Plant Bowen Client: Southern Company Data: Bowen AP-1

Box & Whiskers Plot

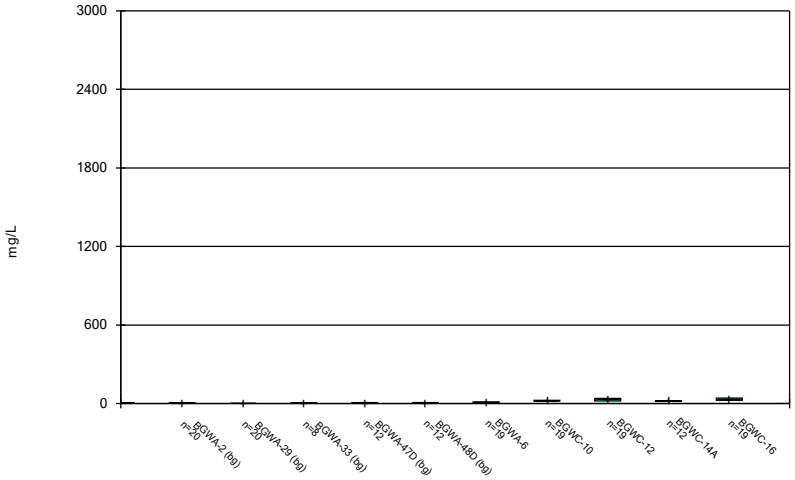

Constituent: Chloride Analysis Run 11/18/2022 2:58 AM View: Constituents View
Plant Bowen Client: Southern Company Data: Bowen AP-1

Sanitas™ v.9.6.35 . UG

Box & Whiskers Plot

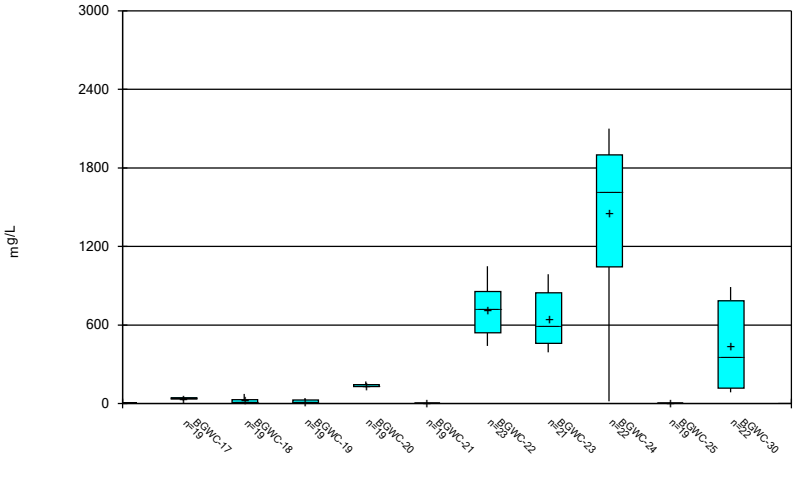

Constituent: Chloride Analysis Run 11/18/2022 2:58 AM View: Constituents View
Plant Bowen Client: Southern Company Data: Bowen AP-1

Sanitas™ v.9.6.35 . UG

Box & Whiskers Plot

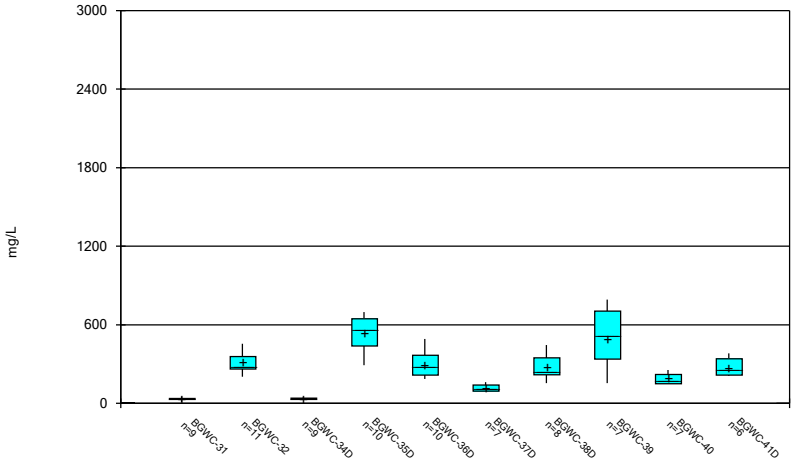

Constituent: Chloride Analysis Run 11/18/2022 2:58 AM View: Constituents View
Plant Bowen Client: Southern Company Data: Bowen AP-1

Sanitas™ v.9.6.35 . UG

Box & Whiskers Plot

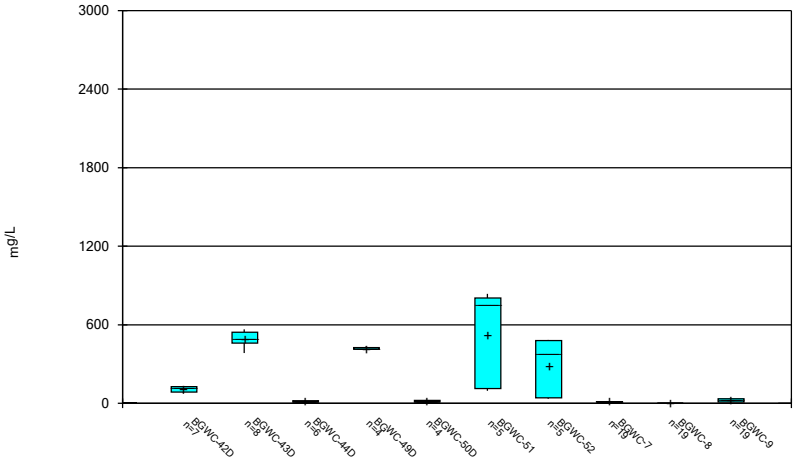

Constituent: Chloride Analysis Run 11/18/2022 2:58 AM View: Constituents View
Plant Bowen Client: Southern Company Data: Bowen AP-1

Sanitas™ v.9.6.35 . UG

Box & Whiskers Plot

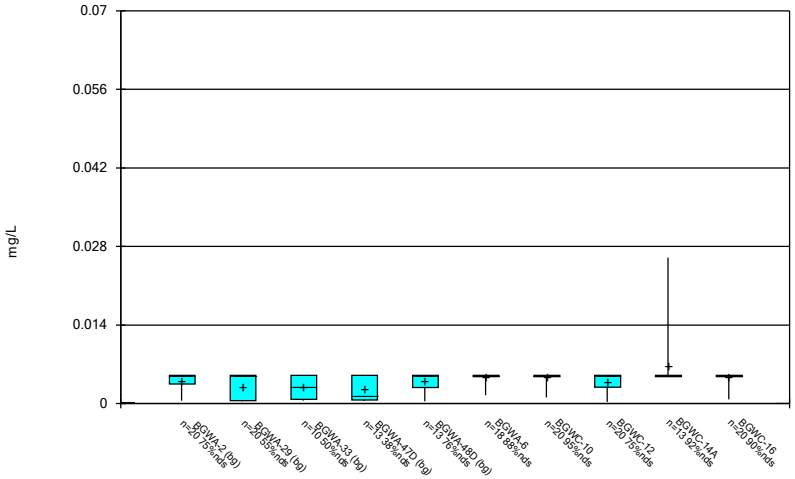

Constituent: Chromium Analysis Run 11/18/2022 2:58 AM View: Constituents View
Plant Bowen Client: Southern Company Data: Bowen AP-1

Sanitas™ v.9.6.35 . UG

Box & Whiskers Plot

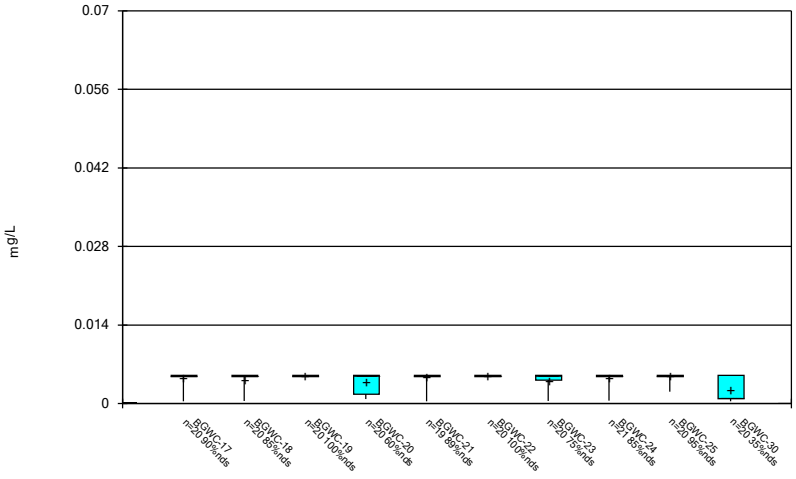

Constituent: Chromium Analysis Run 11/18/2022 2:58 AM View: Constituents View
Plant Bowen Client: Southern Company Data: Bowen AP-1

Sanitas™ v.9.6.35 . UG

Box & Whiskers Plot

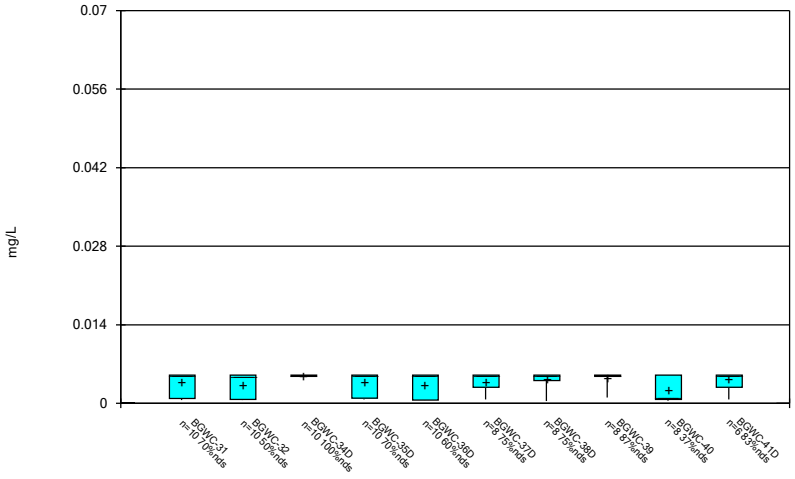

Constituent: Chromium Analysis Run 11/18/2022 2:58 AM View: Constituents View
Plant Bowen Client: Southern Company Data: Bowen AP-1

Sanitas™ v.9.6.35 . UG

Box & Whiskers Plot

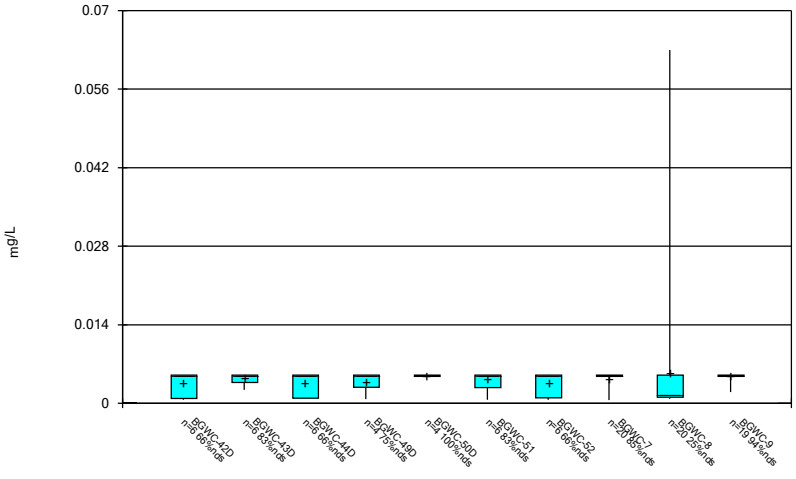

Constituent: Chromium Analysis Run 11/18/2022 2:58 AM View: Constituents View
Plant Bowen Client: Southern Company Data: Bowen AP-1

Sanitas™ v.9.6.35 . UG

Box & Whiskers Plot

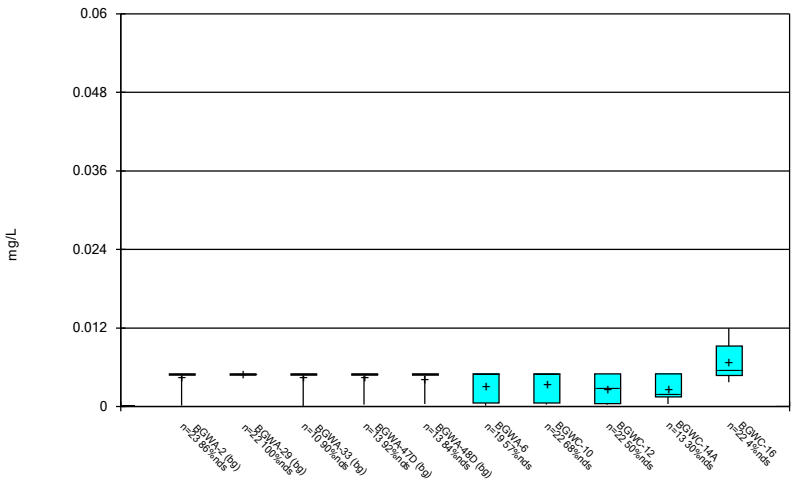

Constituent: Cobalt Analysis Run 11/18/2022 2:58 AM View: Constituents View
Plant Bowen Client: Southern Company Data: Bowen AP-1

Sanitas™ v.9.6.35 . UG

Box & Whiskers Plot

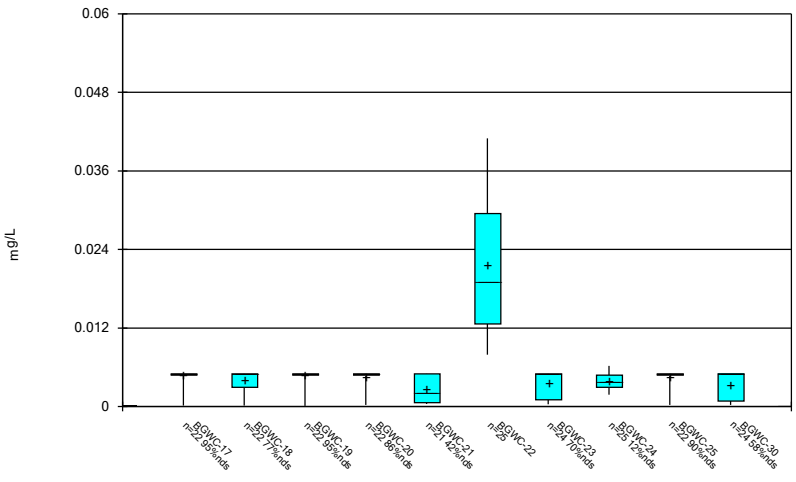

Constituent: Cobalt Analysis Run 11/18/2022 2:58 AM View: Constituents View
Plant Bowen Client: Southern Company Data: Bowen AP-1

Sanitas™ v.9.6.35 . UG

Box & Whiskers Plot

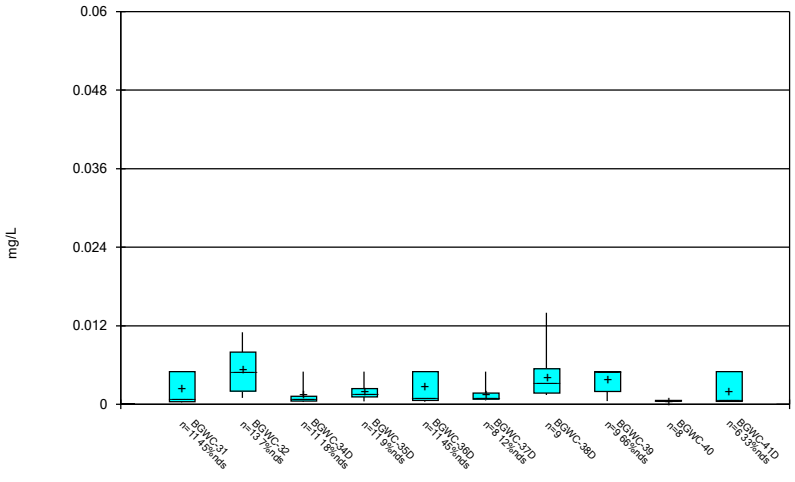

Constituent: Cobalt Analysis Run 11/18/2022 2:58 AM View: Constituents View
Plant Bowen Client: Southern Company Data: Bowen AP-1

Sanitas™ v.9.6.35 . UG

Box & Whiskers Plot

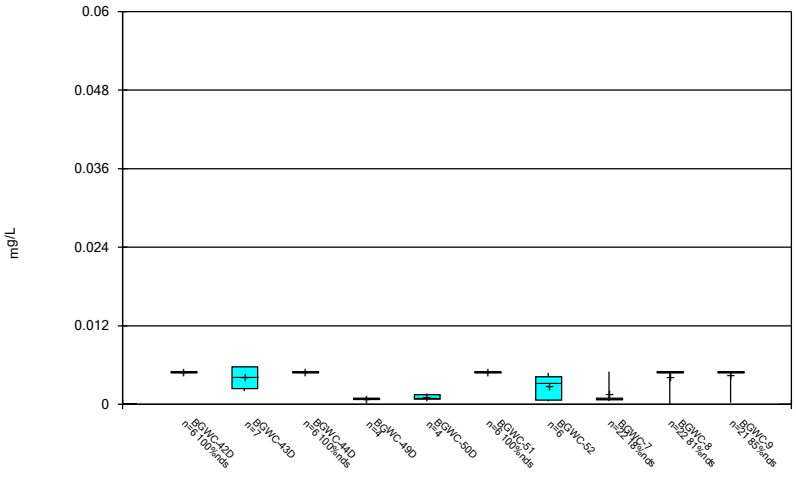

Constituent: Cobalt Analysis Run 11/18/2022 2:58 AM View: Constituents View
Plant Bowen Client: Southern Company Data: Bowen AP-1

Sanitas™ v.9.6.35 . UG

Box & Whiskers Plot

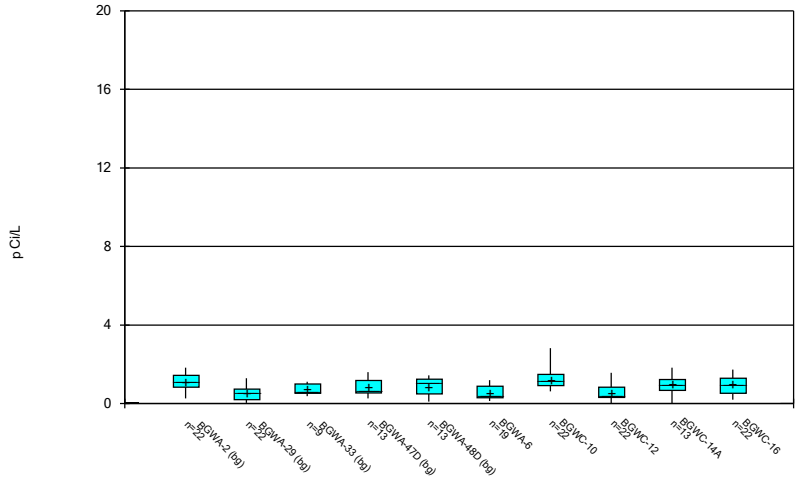

Constituent: Combined Radium 226 + 228 Analysis Run 11/18/2022 2:58 AM View: Constituents View
Plant Bowen Client: Southern Company Data: Bowen AP-1

Sanitas™ v.9.6.35 . UG

Box & Whiskers Plot

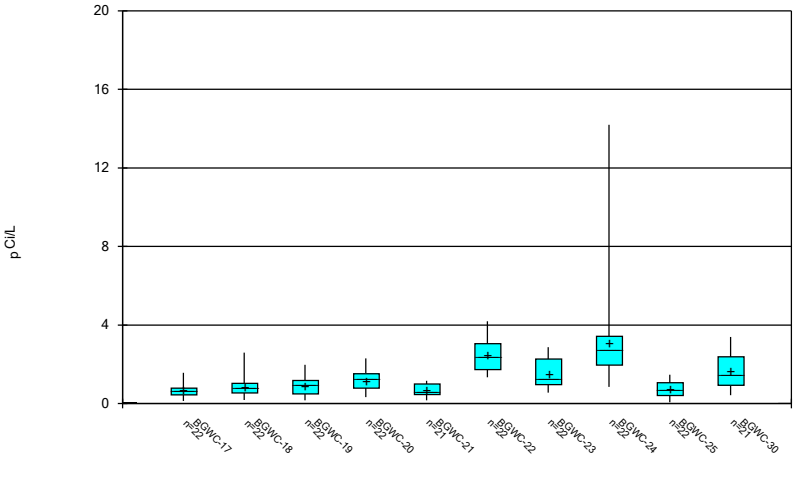

Constituent: Combined Radium 226 + 228 Analysis Run 11/18/2022 2:58 AM View: Constituents View
Plant Bowen Client: Southern Company Data: Bowen AP-1

Sanitas™ v.9.6.35 . UG

Box & Whiskers Plot

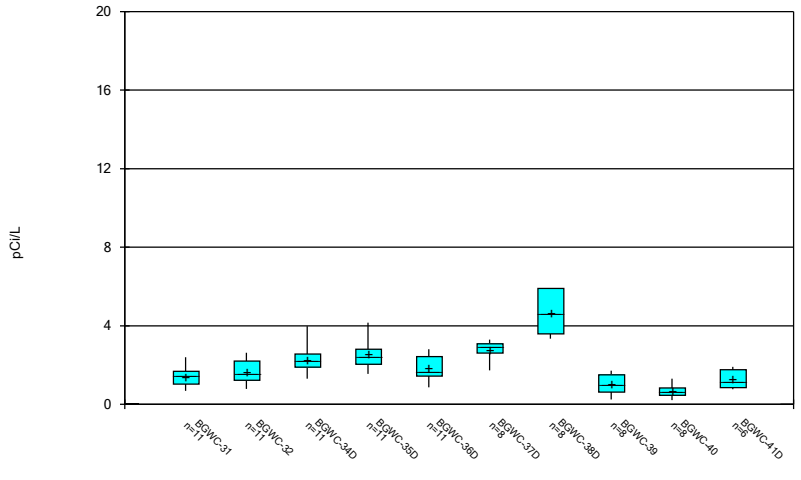

Constituent: Combined Radium 226 + 228 Analysis Run 11/18/2022 2:58 AM View: Constituents View
Plant Bowen Client: Southern Company Data: Bowen AP-1

Sanitas™ v.9.6.35 . UG

Box & Whiskers Plot

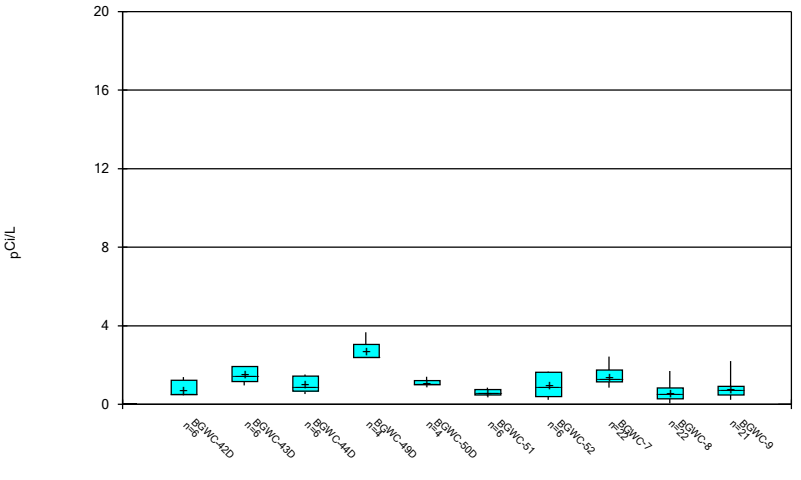

Constituent: Combined Radium 226 + 228 Analysis Run 11/18/2022 2:58 AM View: Constituents View
Plant Bowen Client: Southern Company Data: Bowen AP-1

Box & Whiskers Plot

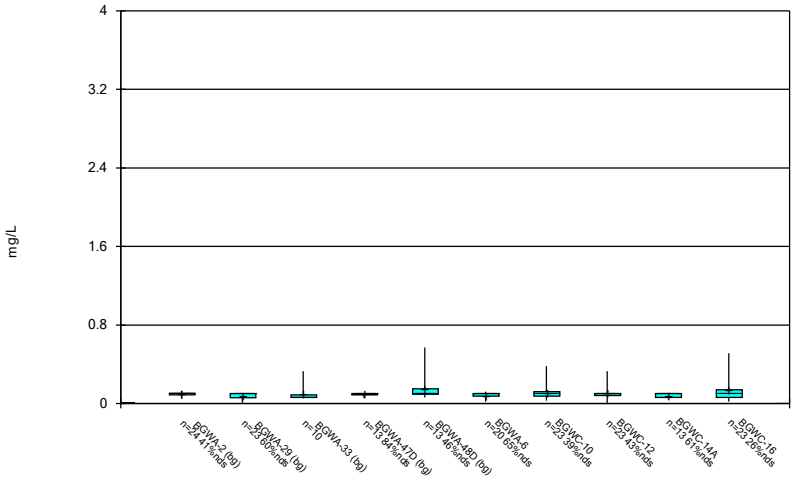

Constituent: Fluoride Analysis Run 11/18/2022 2:58 AM View: Constituents View
Plant Bowen Client: Southern Company Data: Bowen AP-1

Sanitas™ v.9.6.35 . UG

Box & Whiskers Plot

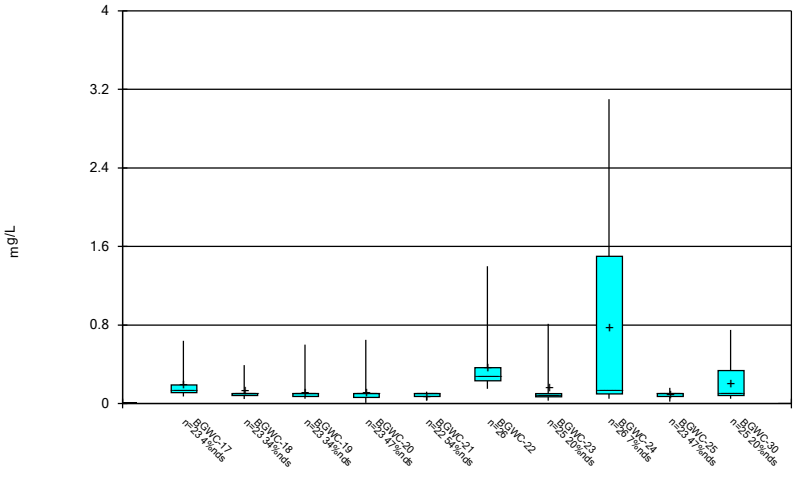

Constituent: Fluoride Analysis Run 11/18/2022 2:58 AM View: Constituents View
Plant Bowen Client: Southern Company Data: Bowen AP-1

Sanitas™ v.9.6.35 . UG

Box & Whiskers Plot

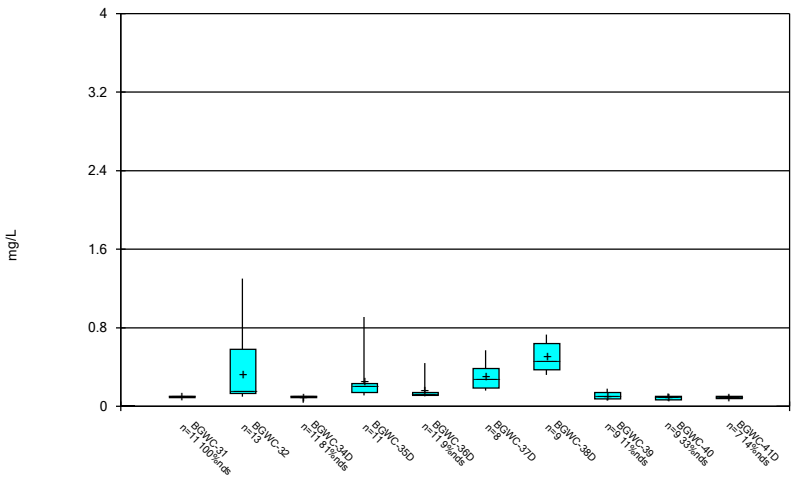

Constituent: Fluoride Analysis Run 11/18/2022 2:58 AM View: Constituents View
Plant Bowen Client: Southern Company Data: Bowen AP-1

Sanitas™ v.9.6.35 . UG

Box & Whiskers Plot

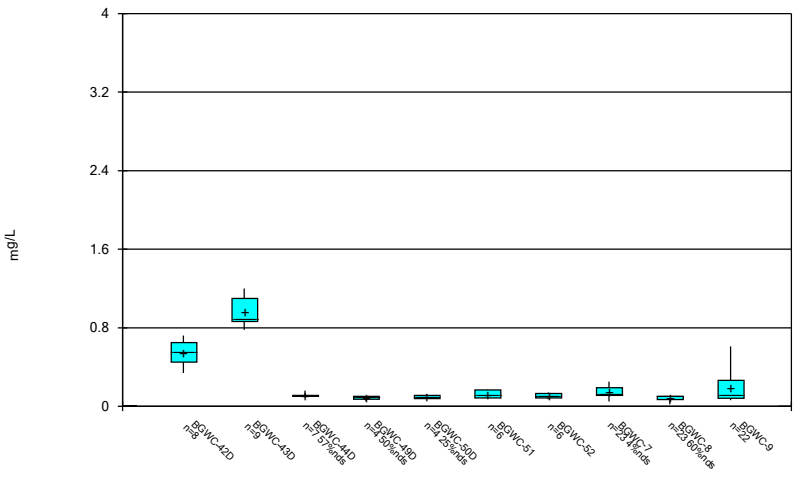

Constituent: Fluoride Analysis Run 11/18/2022 2:58 AM View: Constituents View
Plant Bowen Client: Southern Company Data: Bowen AP-1

Sanitas™ v.9.6.35 . UG

Box & Whiskers Plot

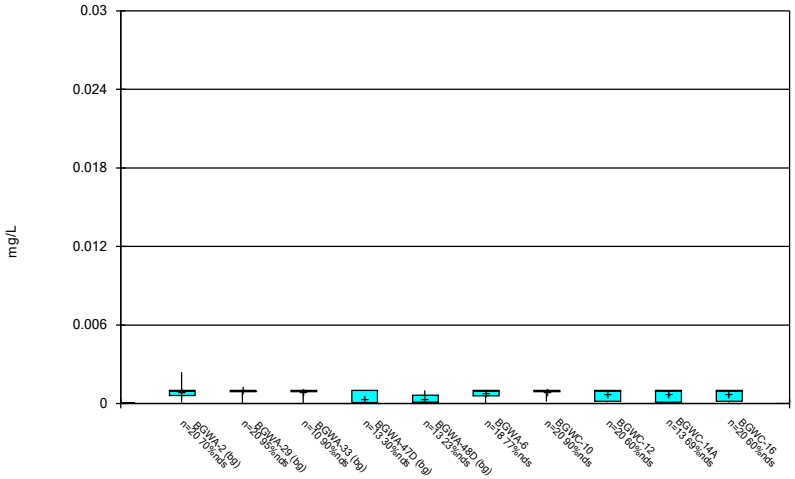

Constituent: Lead Analysis Run 11/18/2022 2:58 AM View: Constituents View
Plant Bowen Client: Southern Company Data: Bowen AP-1

Sanitas™ v.9.6.35 . UG

Box & Whiskers Plot

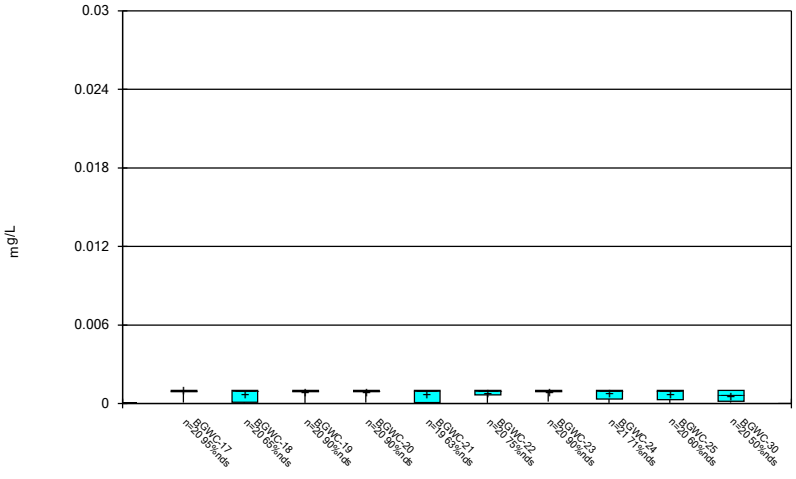

Constituent: Lead Analysis Run 11/18/2022 2:58 AM View: Constituents View
Plant Bowen Client: Southern Company Data: Bowen AP-1

Sanitas™ v.9.6.35 . UG

Box & Whiskers Plot

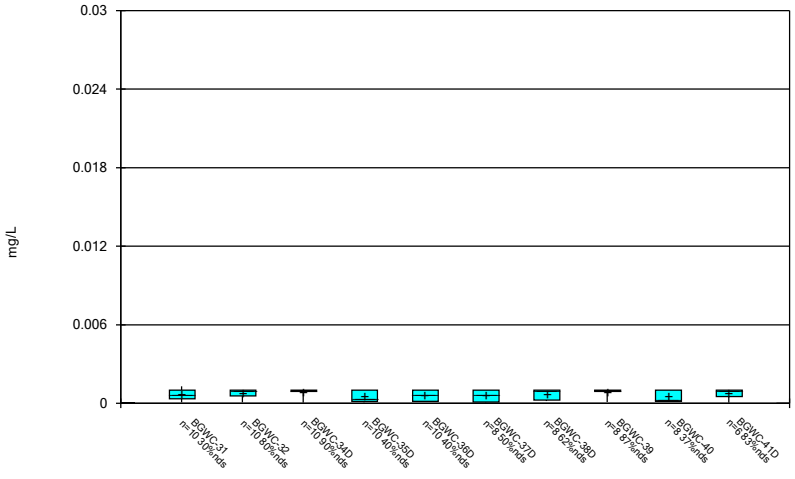

Constituent: Lead Analysis Run 11/18/2022 2:58 AM View: Constituents View
Plant Bowen Client: Southern Company Data: Bowen AP-1

Sanitas™ v.9.6.35 . UG

Box & Whiskers Plot

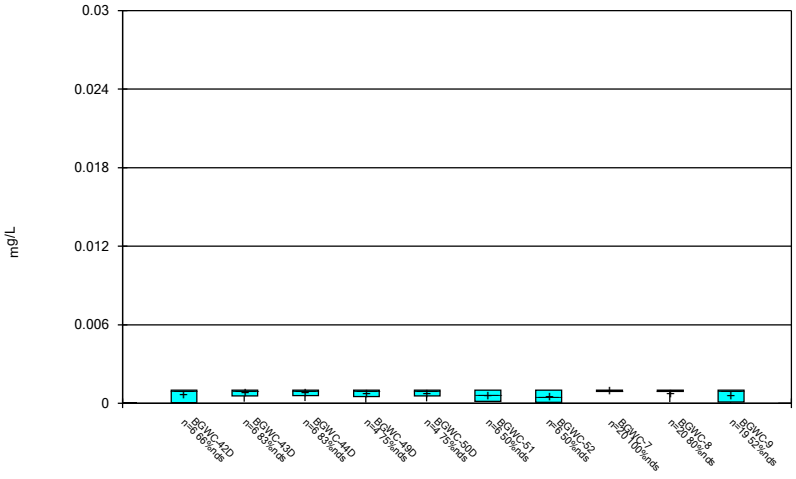

Constituent: Lead Analysis Run 11/18/2022 2:58 AM View: Constituents View
Plant Bowen Client: Southern Company Data: Bowen AP-1

Sanitas™ v.9.6.35 . UG

Box & Whiskers Plot

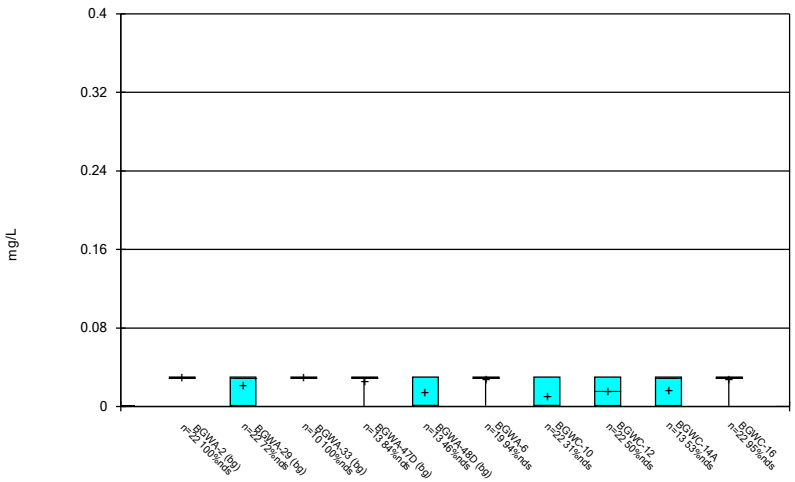

Constituent: Lithium Analysis Run 11/18/2022 2:58 AM View: Constituents View
Plant Bowen Client: Southern Company Data: Bowen AP-1

Sanitas™ v.9.6.35 . UG

Box & Whiskers Plot

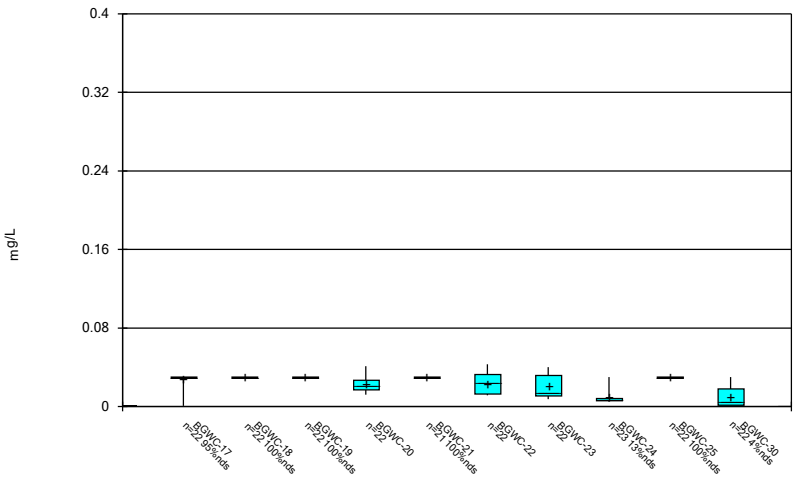

Constituent: Lithium Analysis Run 11/18/2022 2:58 AM View: Constituents View
Plant Bowen Client: Southern Company Data: Bowen AP-1

Sanitas™ v.9.6.35 . UG

Box & Whiskers Plot

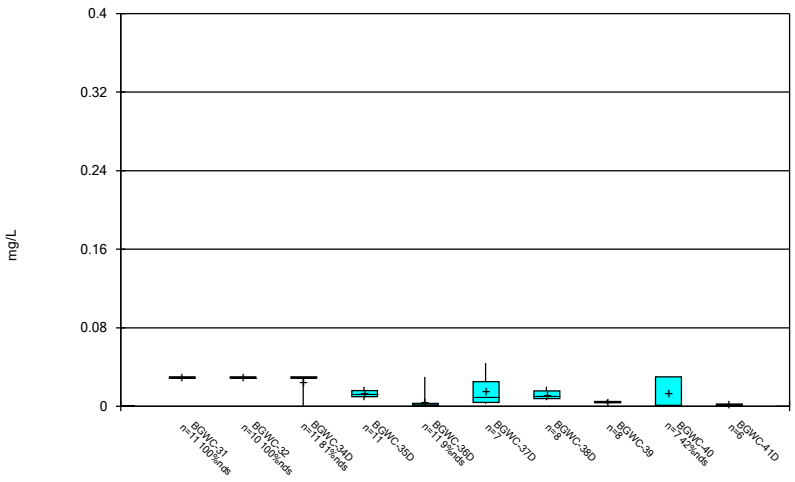

Constituent: Lithium Analysis Run 11/18/2022 2:58 AM View: Constituents View
Plant Bowen Client: Southern Company Data: Bowen AP-1

Sanitas™ v.9.6.35 . UG

Box & Whiskers Plot

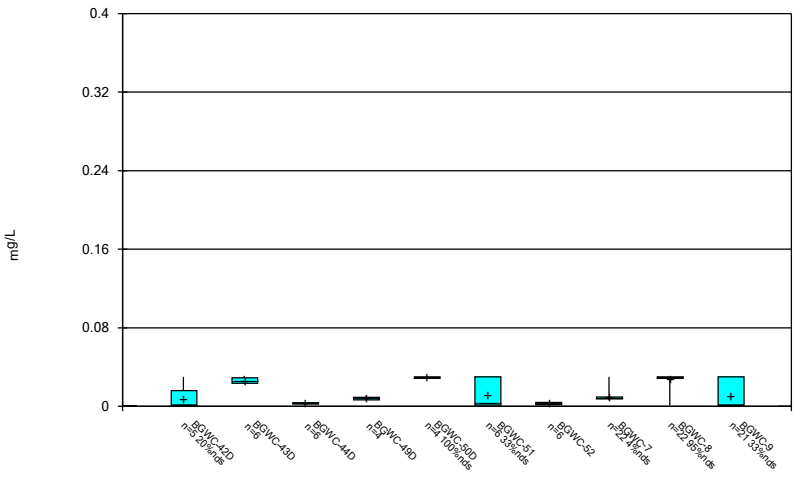

Constituent: Lithium Analysis Run 11/18/2022 2:58 AM View: Constituents View
Plant Bowen Client: Southern Company Data: Bowen AP-1

Sanitas™ v.9.6.35 . UG

Box & Whiskers Plot

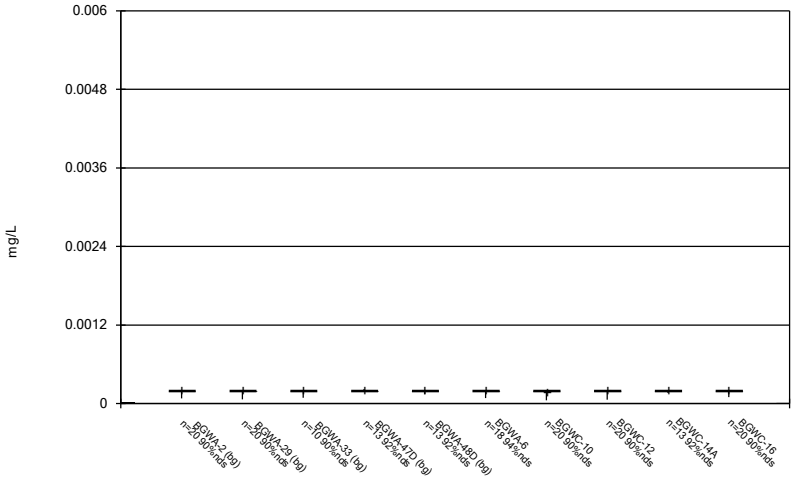

Constituent: Mercury Analysis Run 11/18/2022 2:59 AM View: Constituents View
Plant Bowen Client: Southern Company Data: Bowen AP-1

Sanitas™ v.9.6.35 . UG

Box & Whiskers Plot

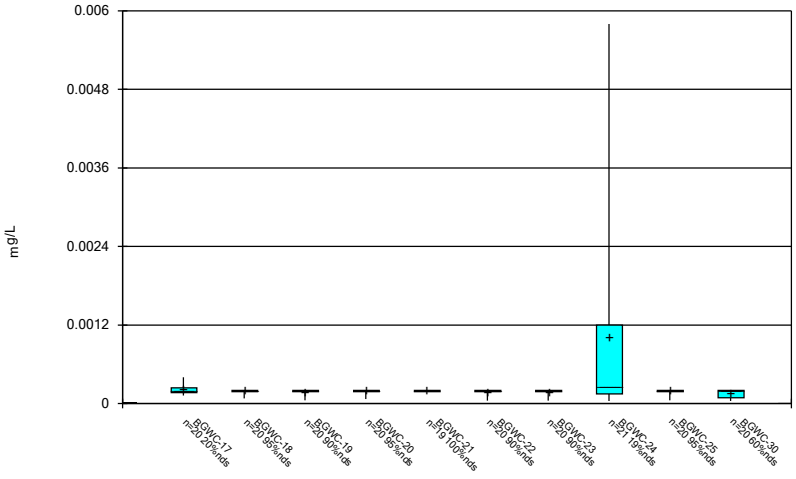

Constituent: Mercury Analysis Run 11/18/2022 2:59 AM View: Constituents View
Plant Bowen Client: Southern Company Data: Bowen AP-1

Sanitas™ v.9.6.35 . UG

Box & Whiskers Plot

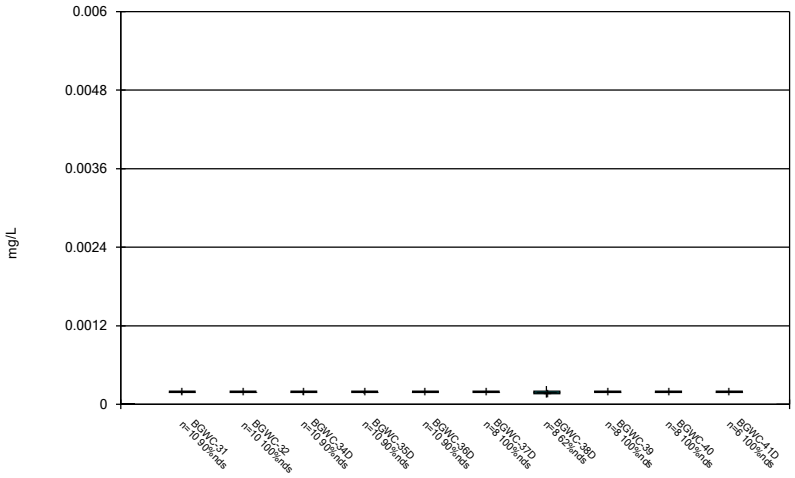

Constituent: Mercury Analysis Run 11/18/2022 2:59 AM View: Constituents View
Plant Bowen Client: Southern Company Data: Bowen AP-1

Sanitas™ v.9.6.35 . UG

Box & Whiskers Plot

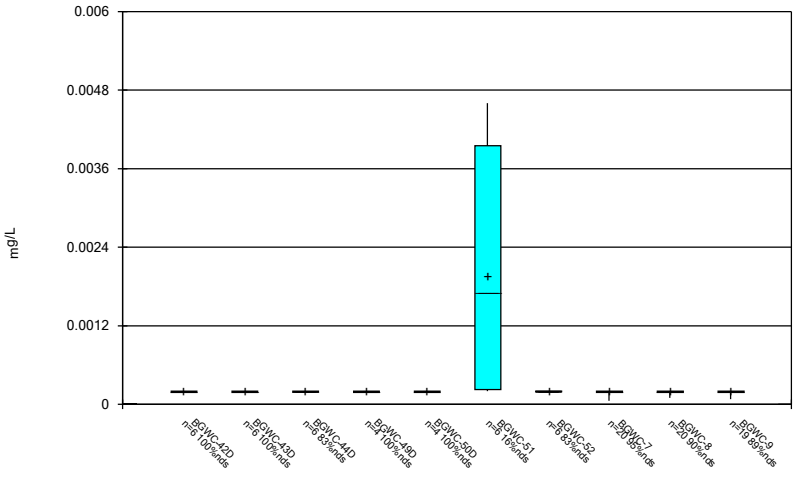

Constituent: Mercury Analysis Run 11/18/2022 2:59 AM View: Constituents View
Plant Bowen Client: Southern Company Data: Bowen AP-1

Box & Whiskers Plot

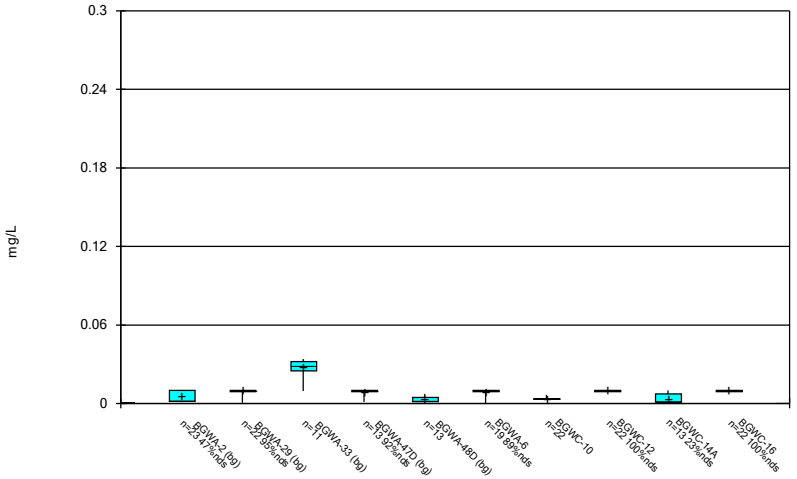

Constituent: Molybdenum Analysis Run 11/18/2022 2:59 AM View: Constituents View
Plant Bowen Client: Southern Company Data: Bowen AP-1

Sanitas™ v.9.6.35 . UG

Box & Whiskers Plot

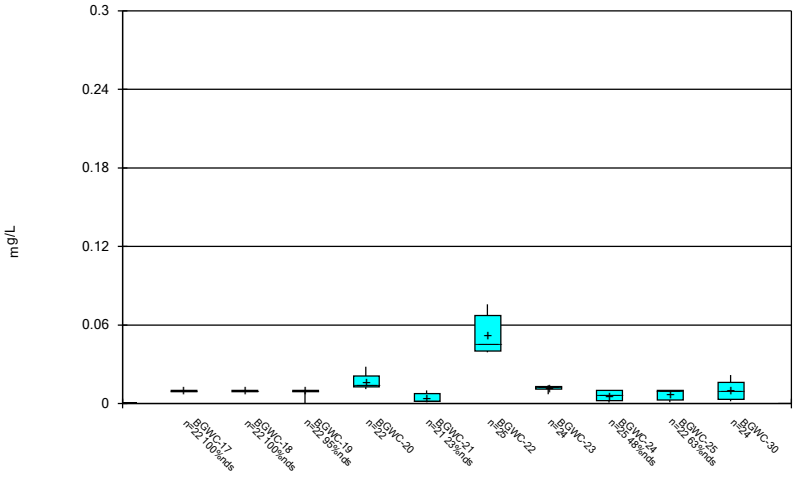

Constituent: Molybdenum Analysis Run 11/18/2022 2:59 AM View: Constituents View
Plant Bowen Client: Southern Company Data: Bowen AP-1

Sanitas™ v.9.6.35 . UG

Box & Whiskers Plot

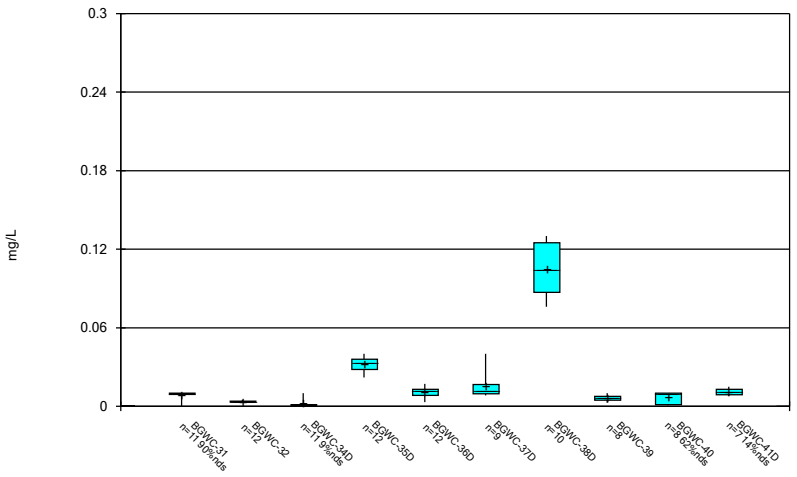

Constituent: Molybdenum Analysis Run 11/18/2022 2:59 AM View: Constituents View
Plant Bowen Client: Southern Company Data: Bowen AP-1

Sanitas™ v.9.6.35 . UG

Box & Whiskers Plot

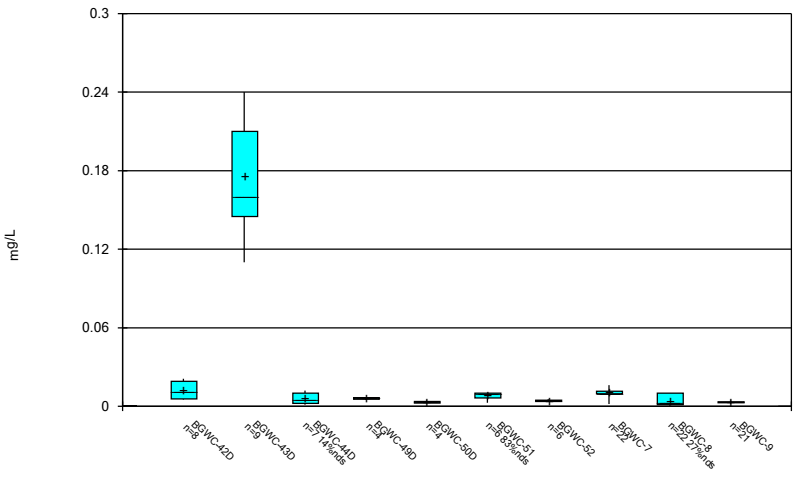

Constituent: Molybdenum Analysis Run 11/18/2022 2:59 AM View: Constituents View
Plant Bowen Client: Southern Company Data: Bowen AP-1

Box & Whiskers Plot

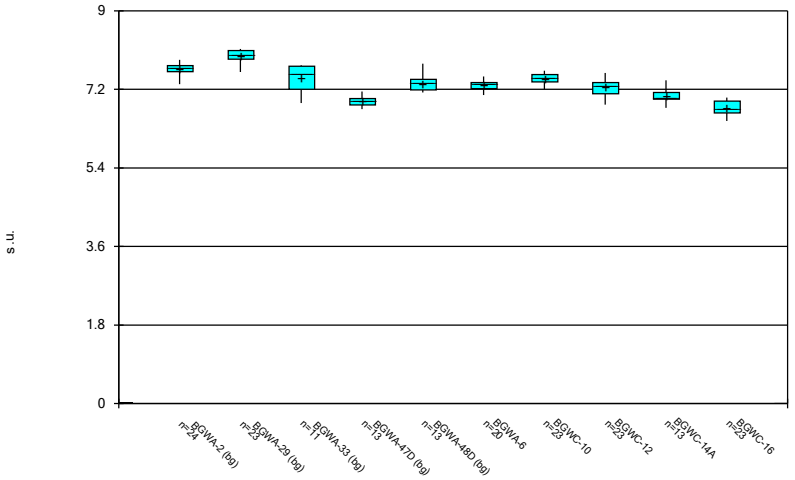

Constituent: pH Analysis Run 11/18/2022 2:59 AM View: Constituents View
Plant Bowen Client: Southern Company Data: Bowen AP-1

Sanitas™ v.9.6.35 . UG

Box & Whiskers Plot

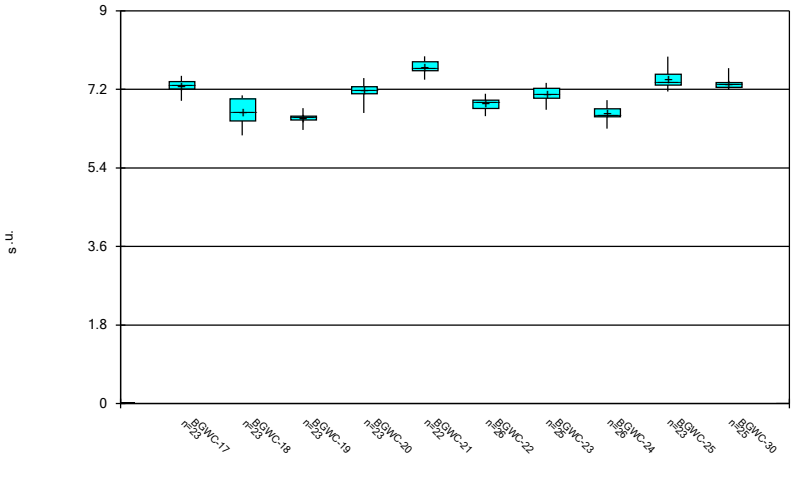

Constituent: pH Analysis Run 11/18/2022 2:59 AM View: Constituents View
Plant Bowen Client: Southern Company Data: Bowen AP-1

Sanitas™ v.9.6.35 . UG

Box & Whiskers Plot

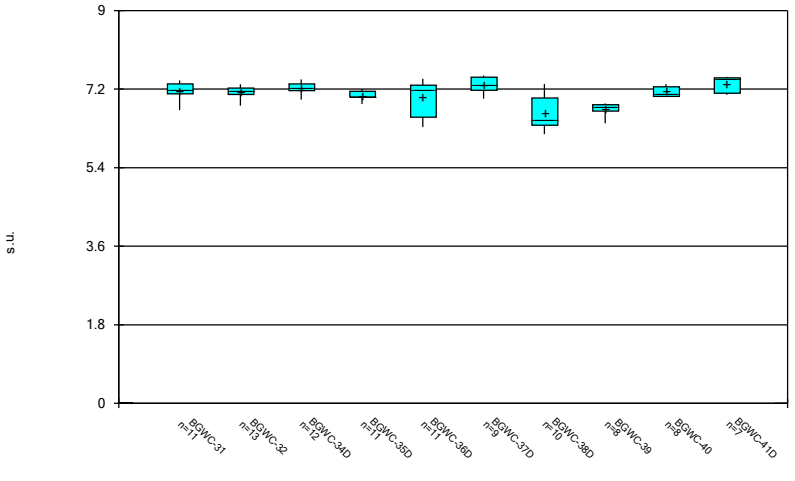

Constituent: pH Analysis Run 11/18/2022 2:59 AM View: Constituents View
Plant Bowen Client: Southern Company Data: Bowen AP-1

Sanitas™ v.9.6.35 . UG

Box & Whiskers Plot

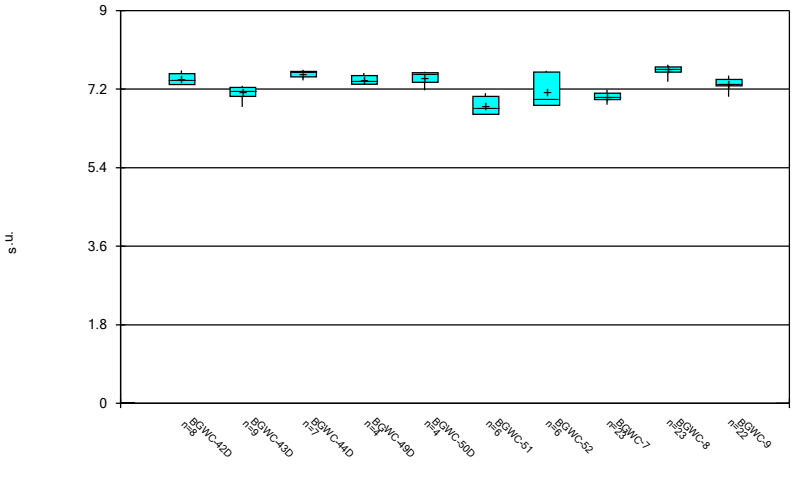

Constituent: pH Analysis Run 11/18/2022 2:59 AM View: Constituents View
Plant Bowen Client: Southern Company Data: Bowen AP-1

Sanitas™ v.9.6.35 . UG

Box & Whiskers Plot

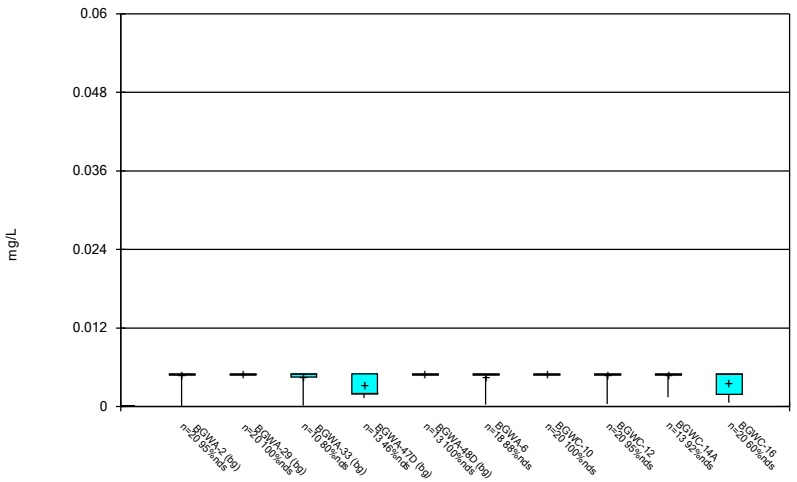

Constituent: Selenium Analysis Run 11/18/2022 2:59 AM View: Constituents View
Plant Bowen Client: Southern Company Data: Bowen AP-1

Sanitas™ v.9.6.35 . UG

Box & Whiskers Plot

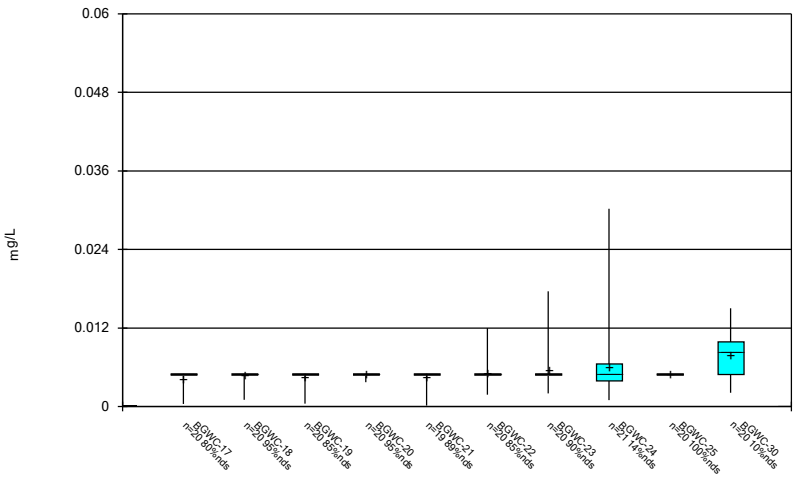

Constituent: Selenium Analysis Run 11/18/2022 2:59 AM View: Constituents View
Plant Bowen Client: Southern Company Data: Bowen AP-1

Sanitas™ v.9.6.35 . UG

Box & Whiskers Plot

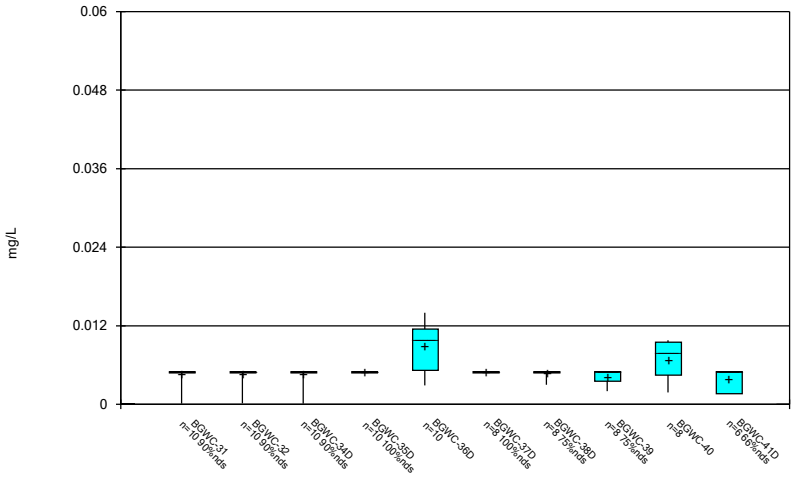

Constituent: Selenium Analysis Run 11/18/2022 2:59 AM View: Constituents View
Plant Bowen Client: Southern Company Data: Bowen AP-1

Sanitas™ v.9.6.35 . UG

Box & Whiskers Plot

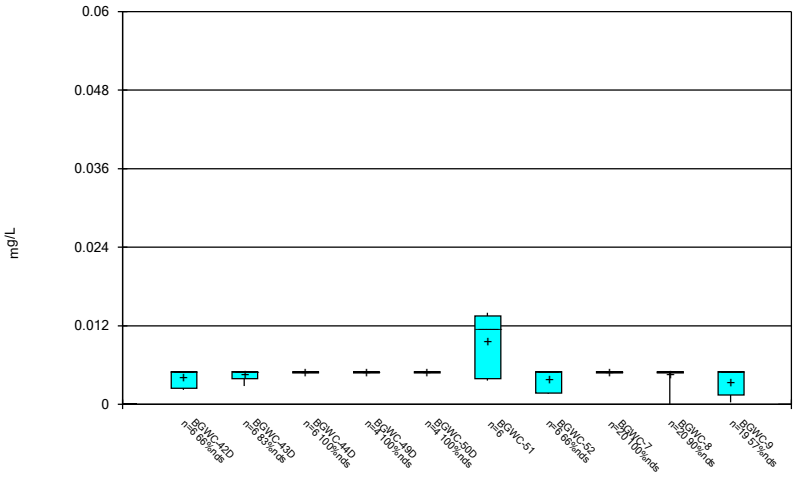

Constituent: Selenium Analysis Run 11/18/2022 2:59 AM View: Constituents View
Plant Bowen Client: Southern Company Data: Bowen AP-1

Sanitas™ v.9.6.35 . UG

Box & Whiskers Plot

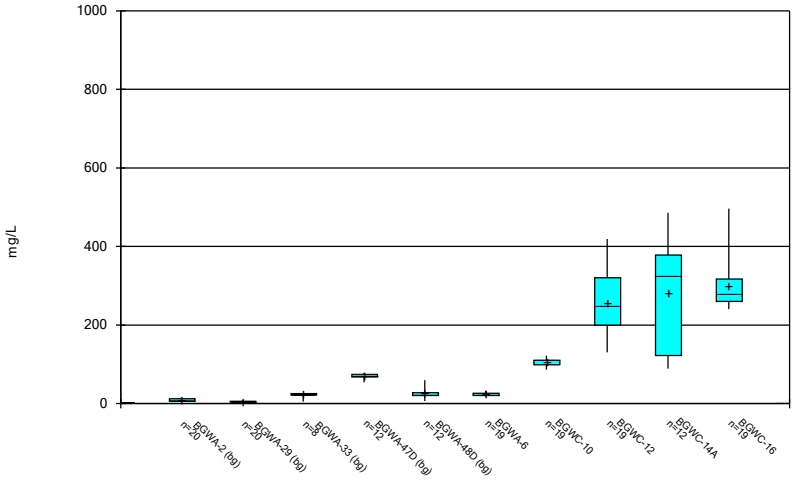

Constituent: Sulfate Analysis Run 11/18/2022 2:59 AM View: Constituents View
Plant Bowen Client: Southern Company Data: Bowen AP-1

Sanitas™ v.9.6.35 . UG

Box & Whiskers Plot

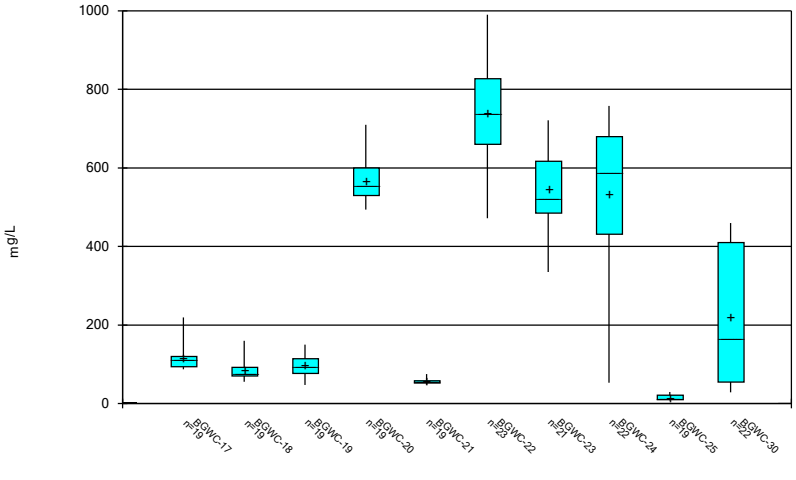

Constituent: Sulfate Analysis Run 11/18/2022 2:59 AM View: Constituents View
Plant Bowen Client: Southern Company Data: Bowen AP-1

Sanitas™ v.9.6.35 . UG

Box & Whiskers Plot

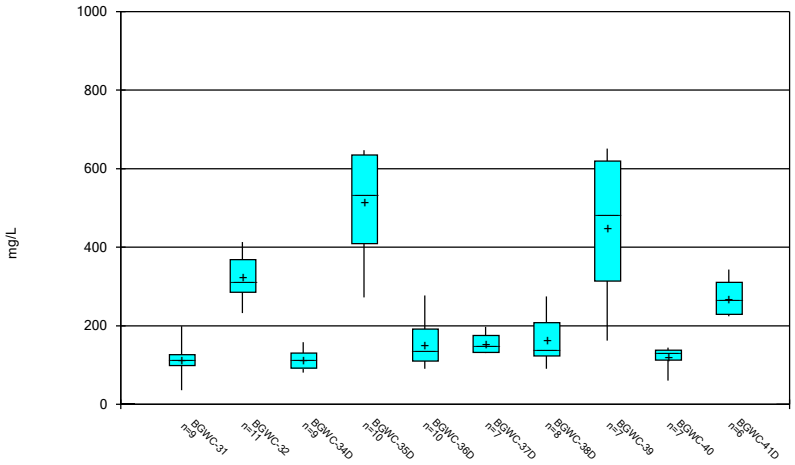

Constituent: Sulfate Analysis Run 11/18/2022 2:59 AM View: Constituents View
Plant Bowen Client: Southern Company Data: Bowen AP-1

Sanitas™ v.9.6.35 . UG

Box & Whiskers Plot

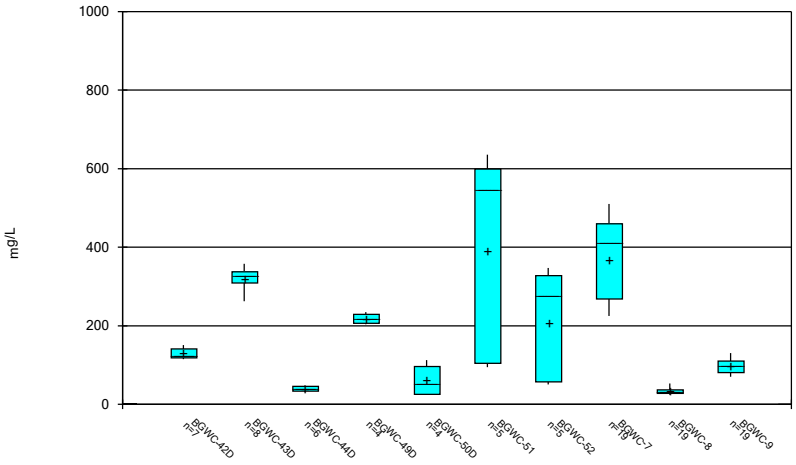

Constituent: Sulfate Analysis Run 11/18/2022 2:59 AM View: Constituents View
Plant Bowen Client: Southern Company Data: Bowen AP-1

Sanitas™ v.9.6.35 . UG

Box & Whiskers Plot

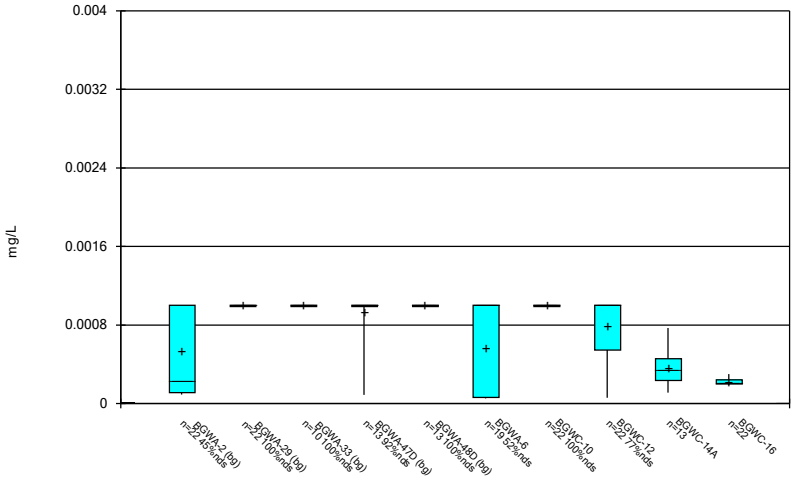

Constituent: Thallium Analysis Run 11/18/2022 2:59 AM View: Constituents View
Plant Bowen Client: Southern Company Data: Bowen AP-1

Sanitas™ v.9.6.35 . UG

Box & Whiskers Plot

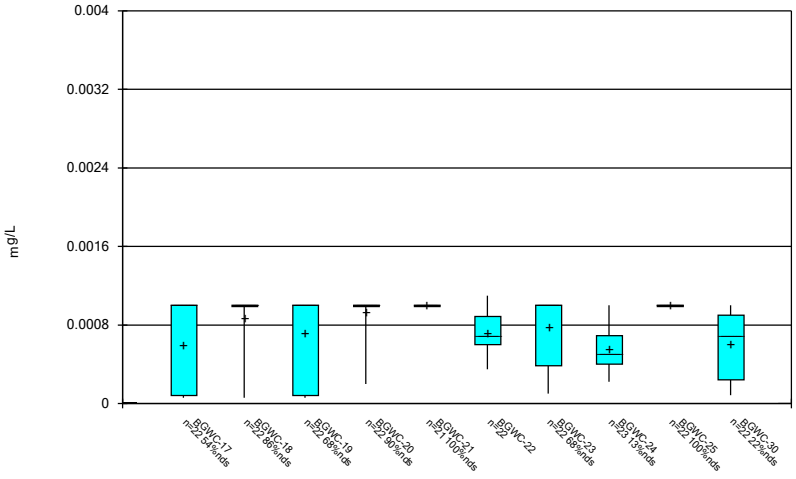

Constituent: Thallium Analysis Run 11/18/2022 2:59 AM View: Constituents View
Plant Bowen Client: Southern Company Data: Bowen AP-1

Sanitas™ v.9.6.35 . UG

Box & Whiskers Plot

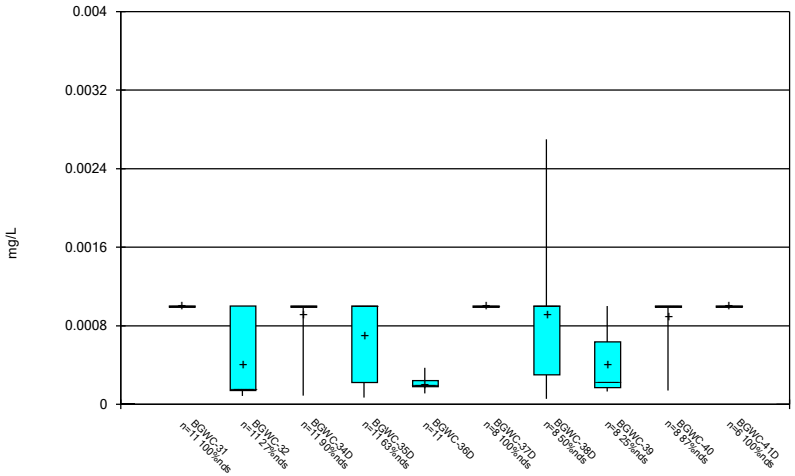

Constituent: Thallium Analysis Run 11/18/2022 2:59 AM View: Constituents View
Plant Bowen Client: Southern Company Data: Bowen AP-1

Sanitas™ v.9.6.35 . UG

Box & Whiskers Plot

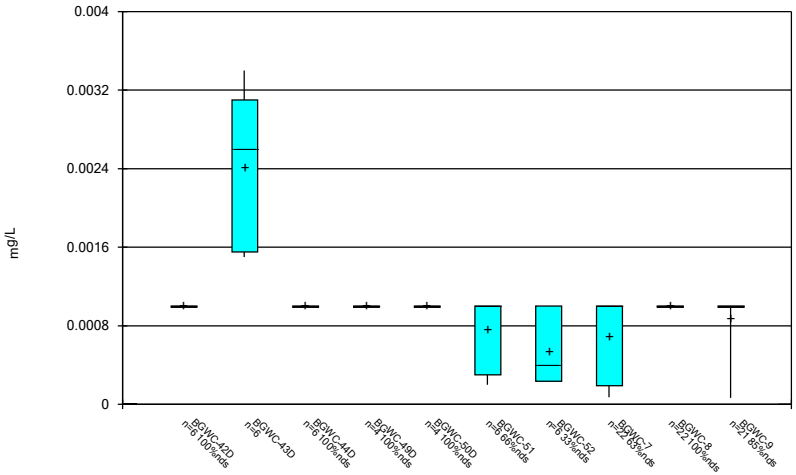

Constituent: Thallium Analysis Run 11/18/2022 2:59 AM View: Constituents View
Plant Bowen Client: Southern Company Data: Bowen AP-1

Sanitas™ v.9.6.35 . UG

Box & Whiskers Plot

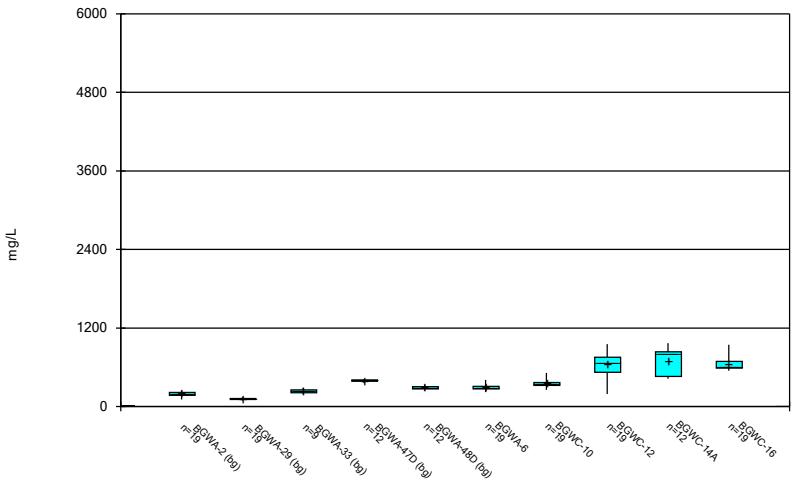

Constituent: Total Dissolved Solids Analysis Run 11/18/2022 2:59 AM View: Constituents View
Plant Bowen Client: Southern Company Data: Bowen AP-1

Sanitas™ v.9.6.35 . UG

Box & Whiskers Plot

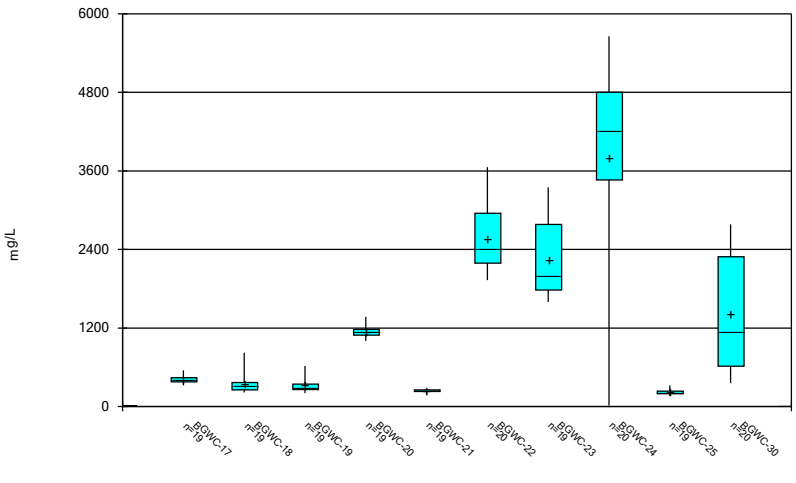

Constituent: Total Dissolved Solids Analysis Run 11/18/2022 2:59 AM View: Constituents View
Plant Bowen Client: Southern Company Data: Bowen AP-1

Sanitas™ v.9.6.35 . UG

Box & Whiskers Plot

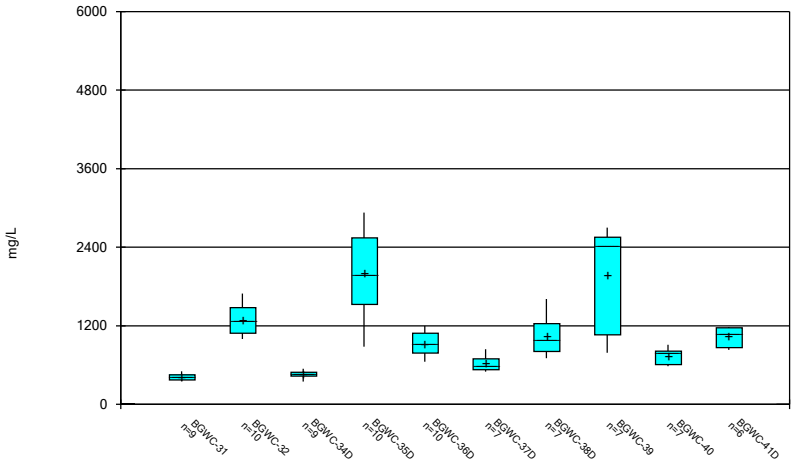

Constituent: Total Dissolved Solids Analysis Run 11/18/2022 2:59 AM View: Constituents View
Plant Bowen Client: Southern Company Data: Bowen AP-1

Sanitas™ v.9.6.35 . UG

Box & Whiskers Plot

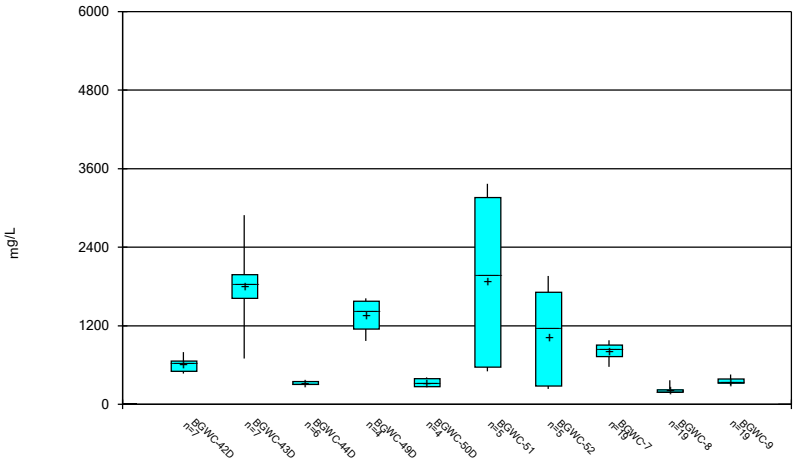

Constituent: Total Dissolved Solids Analysis Run 11/18/2022 2:59 AM View: Constituents View
Plant Bowen Client: Southern Company Data: Bowen AP-1

FIGURE C.

Outlier Summary

Plant Bowen Client: Southern Company Data: Bowen AP-1 Printed 11/15/2022, 7:43 PM

	BGWC-24 Antimony (mg/L)	BGWA-33 Boron (mg/L)	BGWA-33 Chloride (mg/L)	BGWC-32 Lithium (mg/L)	BGWC-37D Lithium (mg/L)	BGWC-40 Lithium (mg/L)	BGWC-42D Lithium (mg/L)	BGWA-33 Sulfate (mg/L)	BGWA-29 Total Dissolved Solids (mg/L)
2/14/2017									345 (o)
4/3/2019		0.66 (o)							
9/27/2019			394 (o)					200 (o)	
2/16/2022				<0.15 (o)		<0.15 (o)			
2/17/2022					<0.15 (o)		<0.15 (o)		
8/2/2022	0.015 (o)								

FIGURE D.

Interwell Prediction Limits - Significant Results

Plant Bowen Client: Southern Company Data: Bowen AP-1 Printed 11/15/2022, 7:53 PM

Constituent	Well	Upper Lim.	Lower Lim.	Date	Observ.	Sig.	Bg N	Bg Mean	Std. Dev.	%NDs	ND Adj.	Transform	Alpha	Method
Boron (mg/L)	BGWC-10	0.03848	n/a	7/28/2022	0.52	Yes	73	0.1151	0.03777	16.44	Kaplan-Meier	sqrt(x)	0.000396	Param Inter 1 of 2
Boron (mg/L)	BGWC-12	0.03848	n/a	7/27/2022	1.2	Yes	73	0.1151	0.03777	16.44	Kaplan-Meier	sqrt(x)	0.000396	Param Inter 1 of 2
Boron (mg/L)	BGWC-14A	0.03848	n/a	7/26/2022	1.3	Yes	73	0.1151	0.03777	16.44	Kaplan-Meier	sqrt(x)	0.000396	Param Inter 1 of 2
Boron (mg/L)	BGWC-16	0.03848	n/a	7/27/2022	1.7	Yes	73	0.1151	0.03777	16.44	Kaplan-Meier	sqrt(x)	0.000396	Param Inter 1 of 2
Boron (mg/L)	BGWC-17	0.03848	n/a	7/27/2022	1.2	Yes	73	0.1151	0.03777	16.44	Kaplan-Meier	sqrt(x)	0.000396	Param Inter 1 of 2
Boron (mg/L)	BGWC-18	0.03848	n/a	7/27/2022	0.53	Yes	73	0.1151	0.03777	16.44	Kaplan-Meier	sqrt(x)	0.000396	Param Inter 1 of 2
Boron (mg/L)	BGWC-19	0.03848	n/a	7/27/2022	0.43	Yes	73	0.1151	0.03777	16.44	Kaplan-Meier	sqrt(x)	0.000396	Param Inter 1 of 2
Boron (mg/L)	BGWC-20	0.03848	n/a	7/27/2022	3.8	Yes	73	0.1151	0.03777	16.44	Kaplan-Meier	sqrt(x)	0.000396	Param Inter 1 of 2
Boron (mg/L)	BGWC-22	0.03848	n/a	8/2/2022	21.5	Yes	73	0.1151	0.03777	16.44	Kaplan-Meier	sqrt(x)	0.000396	Param Inter 1 of 2
Boron (mg/L)	BGWC-23	0.03848	n/a	8/1/2022	14.8	Yes	73	0.1151	0.03777	16.44	Kaplan-Meier	sqrt(x)	0.000396	Param Inter 1 of 2
Boron (mg/L)	BGWC-24	0.03848	n/a	10/21/2022	19.7	Yes	73	0.1151	0.03777	16.44	Kaplan-Meier	sqrt(x)	0.000396	Param Inter 1 of 2
Boron (mg/L)	BGWC-25	0.03848	n/a	7/27/2022	0.051	Yes	73	0.1151	0.03777	16.44	Kaplan-Meier	sqrt(x)	0.000396	Param Inter 1 of 2
Boron (mg/L)	BGWC-30	0.03848	n/a	8/1/2022	2.7	Yes	73	0.1151	0.03777	16.44	Kaplan-Meier	sqrt(x)	0.000396	Param Inter 1 of 2
Boron (mg/L)	BGWC-7	0.03848	n/a	7/28/2022	1.1	Yes	73	0.1151	0.03777	16.44	Kaplan-Meier	sqrt(x)	0.000396	Param Inter 1 of 2
Boron (mg/L)	BGWC-8	0.03848	n/a	7/26/2022	0.052	Yes	73	0.1151	0.03777	16.44	Kaplan-Meier	sqrt(x)	0.000396	Param Inter 1 of 2
Boron (mg/L)	BGWC-9	0.03848	n/a	7/26/2022	0.47	Yes	73	0.1151	0.03777	16.44	Kaplan-Meier	sqrt(x)	0.000396	Param Inter 1 of 2
Calcium (mg/L)	BGWC-12	117	n/a	7/27/2022	175	Yes	73	n/a	n/a	0	n/a	n/a	0.000353	NP Inter (normality) 1 of 2
Calcium (mg/L)	BGWC-14A	117	n/a	7/26/2022	185	Yes	73	n/a	n/a	0	n/a	n/a	0.000353	NP Inter (normality) 1 of 2
Calcium (mg/L)	BGWC-16	117	n/a	7/27/2022	194	Yes	73	n/a	n/a	0	n/a	n/a	0.000353	NP Inter (normality) 1 of 2
Calcium (mg/L)	BGWC-20	117	n/a	7/27/2022	284	Yes	73	n/a	n/a	0	n/a	n/a	0.000353	NP Inter (normality) 1 of 2
Calcium (mg/L)	BGWC-22	117	n/a	8/2/2022	717	Yes	73	n/a	n/a	0	n/a	n/a	0.000353	NP Inter (normality) 1 of 2
Calcium (mg/L)	BGWC-23	117	n/a	8/1/2022	559	Yes	73	n/a	n/a	0	n/a	n/a	0.000353	NP Inter (normality) 1 of 2
Calcium (mg/L)	BGWC-24	117	n/a	10/21/2022	600	Yes	73	n/a	n/a	0	n/a	n/a	0.000353	NP Inter (normality) 1 of 2
Calcium (mg/L)	BGWC-7	117	n/a	7/28/2022	136	Yes	73	n/a	n/a	0	n/a	n/a	0.000353	NP Inter (normality) 1 of 2
Chloride (mg/L)	BGWC-10	9.144	n/a	7/28/2022	30	Yes	72	1.861	0.5413	0	None	sqrt(x)	0.000396	Param Inter 1 of 2
Chloride (mg/L)	BGWC-12	9.144	n/a	7/27/2022	16.2	Yes	72	1.861	0.5413	0	None	sqrt(x)	0.000396	Param Inter 1 of 2
Chloride (mg/L)	BGWC-14A	9.144	n/a	7/26/2022	19.6	Yes	72	1.861	0.5413	0	None	sqrt(x)	0.000396	Param Inter 1 of 2
Chloride (mg/L)	BGWC-16	9.144	n/a	7/27/2022	23.1	Yes	72	1.861	0.5413	0	None	sqrt(x)	0.000396	Param Inter 1 of 2
Chloride (mg/L)	BGWC-17	9.144	n/a	7/27/2022	43.2	Yes	72	1.861	0.5413	0	None	sqrt(x)	0.000396	Param Inter 1 of 2
Chloride (mg/L)	BGWC-18	9.144	n/a	7/27/2022	14.9	Yes	72	1.861	0.5413	0	None	sqrt(x)	0.000396	Param Inter 1 of 2
Chloride (mg/L)	BGWC-20	9.144	n/a	7/27/2022	169	Yes	72	1.861	0.5413	0	None	sqrt(x)	0.000396	Param Inter 1 of 2
Chloride (mg/L)	BGWC-22	9.144	n/a	8/2/2022	828	Yes	72	1.861	0.5413	0	None	sqrt(x)	0.000396	Param Inter 1 of 2
Chloride (mg/L)	BGWC-23	9.144	n/a	8/1/2022	794	Yes	72	1.861	0.5413	0	None	sqrt(x)	0.000396	Param Inter 1 of 2
Chloride (mg/L)	BGWC-24	9.144	n/a	10/21/2022	836	Yes	72	1.861	0.5413	0	None	sqrt(x)	0.000396	Param Inter 1 of 2
Chloride (mg/L)	BGWC-30	9.144	n/a	8/1/2022	114	Yes	72	1.861	0.5413	0	None	sqrt(x)	0.000396	Param Inter 1 of 2
Chloride (mg/L)	BGWC-9	9.144	n/a	7/26/2022	10.9	Yes	72	1.861	0.5413	0	None	sqrt(x)	0.000396	Param Inter 1 of 2
pH (s.u.)	BGWC-16	8.341	6.705	7/27/2022	6.49	Yes	84	57.26	5.773	0	None	x^2	0.000198	Param Inter 1 of 2
pH (s.u.)	BGWC-19	8.341	6.705	7/27/2022	6.55	Yes	84	57.26	5.773	0	None	x^2	0.000198	Param Inter 1 of 2
pH (s.u.)	BGWC-24	8.341	6.705	10/21/2022	6.3	Yes	84	57.26	5.773	0	None	x^2	0.000198	Param Inter 1 of 2
Sulfate (mg/L)	BGWC-10	78	n/a	7/28/2022	105	Yes	72	n/a	n/a	0	n/a	n/a	0.0003615	NP Inter (normality) 1 of 2
Sulfate (mg/L)	BGWC-12	78	n/a	7/27/2022	419	Yes	72	n/a	n/a	0	n/a	n/a	0.0003615	NP Inter (normality) 1 of 2
Sulfate (mg/L)	BGWC-14A	78	n/a	7/26/2022	486	Yes	72	n/a	n/a	0	n/a	n/a	0.0003615	NP Inter (normality) 1 of 2
Sulfate (mg/L)	BGWC-16	78	n/a	7/27/2022	496	Yes	72	n/a	n/a	0	n/a	n/a	0.0003615	NP Inter (normality) 1 of 2
Sulfate (mg/L)	BGWC-17	78	n/a	7/27/2022	118	Yes	72	n/a	n/a	0	n/a	n/a	0.0003615	NP Inter (normality) 1 of 2
Sulfate (mg/L)	BGWC-19	78	n/a	7/27/2022	82.7	Yes	72	n/a	n/a	0	n/a	n/a	0.0003615	NP Inter (normality) 1 of 2
Sulfate (mg/L)	BGWC-20	78	n/a	7/27/2022	617	Yes	72	n/a	n/a	0	n/a	n/a	0.0003615	NP Inter (normality) 1 of 2
Sulfate (mg/L)	BGWC-22	78	n/a	8/2/2022	762	Yes	72	n/a	n/a	0	n/a	n/a	0.0003615	NP Inter (normality) 1 of 2
Sulfate (mg/L)	BGWC-23	78	n/a	8/1/2022	528	Yes	72	n/a	n/a	0	n/a	n/a	0.0003615	NP Inter (normality) 1 of 2
Sulfate (mg/L)	BGWC-24	78	n/a	10/21/2022	389	Yes	72	n/a	n/a	0	n/a	n/a	0.0003615	NP Inter (normality) 1 of 2
Sulfate (mg/L)	BGWC-7	78	n/a	7/28/2022	268	Yes	72	n/a	n/a	0	n/a	n/a	0.0003615	NP Inter (normality) 1 of 2
Sulfate (mg/L)	BGWC-9	78	n/a	7/26/2022	88	Yes	72	n/a	n/a	0	n/a	n/a	0.0003615	NP Inter (normality) 1 of 2
Total Dissolved Solids (mg/L)	BGWC-12	469.5	n/a	7/27/2022	952	Yes	71	14.68	3.248	0	None	sqrt(x)	0.000396	Param Inter 1 of 2
Total Dissolved Solids (mg/L)	BGWC-14A	469.5	n/a	7/26/2022	966	Yes	71	14.68	3.248	0	None	sqrt(x)	0.000396	Param Inter 1 of 2
Total Dissolved Solids (mg/L)	BGWC-16	469.5	n/a	7/27/2022	944	Yes	71	14.68	3.248	0	None	sqrt(x)	0.000396	Param Inter 1 of 2
Total Dissolved Solids (mg/L)	BGWC-20	469.5	n/a	7/27/2022	1370	Yes	71	14.68	3.248	0	None	sqrt(x)	0.000396	Param Inter 1 of 2
Total Dissolved Solids (mg/L)	BGWC-22	469.5	n/a	8/2/2022	3440	Yes	71	14.68	3.248	0	None	sqrt(x)	0.000396	Param Inter 1 of 2
Total Dissolved Solids (mg/L)	BGWC-23	469.5	n/a	8/1/2022	2780	Yes	71	14.68	3.248	0	None	sqrt(x)	0.000396	Param Inter 1 of 2
Total Dissolved Solids (mg/L)	BGWC-24	469.5	n/a	10/21/2022	1610	Yes	71	14.68	3.248	0	None	sqrt(x)	0.000396	Param Inter 1 of 2
Total Dissolved Solids (mg/L)	BGWC-30	469.5	n/a	8/1/2022	582	Yes	71	14.68	3.248	0	None	sqrt(x)	0.000396	Param Inter 1 of 2
Total Dissolved Solids (mg/L)	BGWC-7	469.5	n/a	7/28/2022	732	Yes	71	14.68	3.248	0	None	sqrt(x)	0.000396	Param Inter 1 of 2

Interwell Prediction Limits - All Results

Plant Bowen Client: Southern Company Data: Bowen AP-1 Printed 11/15/2022, 7:53 PM

Constituent	Well	Upper Lim.	Lower Lim.	Date	Observ.	Sig.	Bg N	Bg Mean	Std. Dev.	%NDs	ND Adj.	Transform	Alpha	Method
Boron (mg/L)	**BGWC-10**	**0.03848**	**n/a**	**7/28/2022**	**0.52**	**Yes**	**73**	**0.1151**	**0.03777**	**16.44**	**Kaplan-Meier**	**sqrt(x)**	**0.000396**	**Param Inter 1 of 2**
Boron (mg/L)	**BGWC-12**	**0.03848**	**n/a**	**7/27/2022**	**1.2**	**Yes**	**73**	**0.1151**	**0.03777**	**16.44**	**Kaplan-Meier**	**sqrt(x)**	**0.000396**	**Param Inter 1 of 2**
Boron (mg/L)	**BGWC-14A**	**0.03848**	**n/a**	**7/26/2022**	**1.3**	**Yes**	**73**	**0.1151**	**0.03777**	**16.44**	**Kaplan-Meier**	**sqrt(x)**	**0.000396**	**Param Inter 1 of 2**
Boron (mg/L)	**BGWC-16**	**0.03848**	**n/a**	**7/27/2022**	**1.7**	**Yes**	**73**	**0.1151**	**0.03777**	**16.44**	**Kaplan-Meier**	**sqrt(x)**	**0.000396**	**Param Inter 1 of 2**
Boron (mg/L)	**BGWC-17**	**0.03848**	**n/a**	**7/27/2022**	**1.2**	**Yes**	**73**	**0.1151**	**0.03777**	**16.44**	**Kaplan-Meier**	**sqrt(x)**	**0.000396**	**Param Inter 1 of 2**
Boron (mg/L)	**BGWC-18**	**0.03848**	**n/a**	**7/27/2022**	**0.53**	**Yes**	**73**	**0.1151**	**0.03777**	**16.44**	**Kaplan-Meier**	**sqrt(x)**	**0.000396**	**Param Inter 1 of 2**
Boron (mg/L)	**BGWC-19**	**0.03848**	**n/a**	**7/27/2022**	**0.43**	**Yes**	**73**	**0.1151**	**0.03777**	**16.44**	**Kaplan-Meier**	**sqrt(x)**	**0.000396**	**Param Inter 1 of 2**
Boron (mg/L)	**BGWC-20**	**0.03848**	**n/a**	**7/27/2022**	**3.8**	**Yes**	**73**	**0.1151**	**0.03777**	**16.44**	**Kaplan-Meier**	**sqrt(x)**	**0.000396**	**Param Inter 1 of 2**
Boron (mg/L)	BGWC-21	0.03848	n/a	7/28/2022	0.035J	No	73	0.1151	0.03777	16.44	Kaplan-Meier	sqrt(x)	0.000396	Param Inter 1 of 2
Boron (mg/L)	**BGWC-22**	**0.03848**	**n/a**	**8/2/2022**	**21.5**	**Yes**	**73**	**0.1151**	**0.03777**	**16.44**	**Kaplan-Meier**	**sqrt(x)**	**0.000396**	**Param Inter 1 of 2**
Boron (mg/L)	**BGWC-23**	**0.03848**	**n/a**	**8/1/2022**	**14.8**	**Yes**	**73**	**0.1151**	**0.03777**	**16.44**	**Kaplan-Meier**	**sqrt(x)**	**0.000396**	**Param Inter 1 of 2**
Boron (mg/L)	**BGWC-24**	**0.03848**	**n/a**	**10/21/2022**	**19.7**	**Yes**	**73**	**0.1151**	**0.03777**	**16.44**	**Kaplan-Meier**	**sqrt(x)**	**0.000396**	**Param Inter 1 of 2**
Boron (mg/L)	**BGWC-25**	**0.03848**	**n/a**	**7/27/2022**	**0.051**	**Yes**	**73**	**0.1151**	**0.03777**	**16.44**	**Kaplan-Meier**	**sqrt(x)**	**0.000396**	**Param Inter 1 of 2**
Boron (mg/L)	**BGWC-30**	**0.03848**	**n/a**	**8/1/2022**	**2.7**	**Yes**	**73**	**0.1151**	**0.03777**	**16.44**	**Kaplan-Meier**	**sqrt(x)**	**0.000396**	**Param Inter 1 of 2**
Boron (mg/L)	**BGWC-7**	**0.03848**	**n/a**	**7/28/2022**	**1.1**	**Yes**	**73**	**0.1151**	**0.03777**	**16.44**	**Kaplan-Meier**	**sqrt(x)**	**0.000396**	**Param Inter 1 of 2**
Boron (mg/L)	**BGWC-8**	**0.03848**	**n/a**	**7/26/2022**	**0.052**	**Yes**	**73**	**0.1151**	**0.03777**	**16.44**	**Kaplan-Meier**	**sqrt(x)**	**0.000396**	**Param Inter 1 of 2**
Boron (mg/L)	**BGWC-9**	**0.03848**	**n/a**	**7/26/2022**	**0.47**	**Yes**	**73**	**0.1151**	**0.03777**	**16.44**	**Kaplan-Meier**	**sqrt(x)**	**0.000396**	**Param Inter 1 of 2**
Calcium (mg/L)	BGWC-10	117	n/a	7/28/2022	63	No	73	n/a	n/a	0	n/a	n/a	0.000353	NP Inter (normality) 1 of 2
Calcium (mg/L)	**BGWC-12**	**117**	**n/a**	**7/27/2022**	**175**	**Yes**	**73**	**n/a**	**n/a**	**0**	**n/a**	**n/a**	**0.000353**	**NP Inter (normality) 1 of 2**
Calcium (mg/L)	**BGWC-14A**	**117**	**n/a**	**7/26/2022**	**185**	**Yes**	**73**	**n/a**	**n/a**	**0**	**n/a**	**n/a**	**0.000353**	**NP Inter (normality) 1 of 2**
Calcium (mg/L)	**BGWC-16**	**117**	**n/a**	**7/27/2022**	**194**	**Yes**	**73**	**n/a**	**n/a**	**0**	**n/a**	**n/a**	**0.000353**	**NP Inter (normality) 1 of 2**
Calcium (mg/L)	BGWC-17	117	n/a	7/27/2022	80.9	No	73	n/a	n/a	0	n/a	n/a	0.000353	NP Inter (normality) 1 of 2
Calcium (mg/L)	BGWC-18	117	n/a	7/27/2022	65.9	No	73	n/a	n/a	0	n/a	n/a	0.000353	NP Inter (normality) 1 of 2
Calcium (mg/L)	BGWC-19	117	n/a	7/27/2022	63.2	No	73	n/a	n/a	0	n/a	n/a	0.000353	NP Inter (normality) 1 of 2
Calcium (mg/L)	**BGWC-20**	**117**	**n/a**	**7/27/2022**	**284**	**Yes**	**73**	**n/a**	**n/a**	**0**	**n/a**	**n/a**	**0.000353**	**NP Inter (normality) 1 of 2**
Calcium (mg/L)	BGWC-21	117	n/a	7/28/2022	43.1	No	73	n/a	n/a	0	n/a	n/a	0.000353	NP Inter (normality) 1 of 2
Calcium (mg/L)	**BGWC-22**	**117**	**n/a**	**8/2/2022**	**717**	**Yes**	**73**	**n/a**	**n/a**	**0**	**n/a**	**n/a**	**0.000353**	**NP Inter (normality) 1 of 2**
Calcium (mg/L)	**BGWC-23**	**117**	**n/a**	**8/1/2022**	**559**	**Yes**	**73**	**n/a**	**n/a**	**0**	**n/a**	**n/a**	**0.000353**	**NP Inter (normality) 1 of 2**
Calcium (mg/L)	**BGWC-24**	**117**	**n/a**	**10/21/2022**	**600**	**Yes**	**73**	**n/a**	**n/a**	**0**	**n/a**	**n/a**	**0.000353**	**NP Inter (normality) 1 of 2**
Calcium (mg/L)	BGWC-25	117	n/a	7/27/2022	52.1	No	73	n/a	n/a	0	n/a	n/a	0.000353	NP Inter (normality) 1 of 2
Calcium (mg/L)	BGWC-30	117	n/a	8/1/2022	111	No	73	n/a	n/a	0	n/a	n/a	0.000353	NP Inter (normality) 1 of 2
Calcium (mg/L)	**BGWC-7**	**117**	**n/a**	**7/28/2022**	**136**	**Yes**	**73**	**n/a**	**n/a**	**0**	**n/a**	**n/a**	**0.000353**	**NP Inter (normality) 1 of 2**
Calcium (mg/L)	BGWC-8	117	n/a	7/26/2022	41.8	No	73	n/a	n/a	0	n/a	n/a	0.000353	NP Inter (normality) 1 of 2
Calcium (mg/L)	BGWC-9	117	n/a	7/26/2022	66.3	No	73	n/a	n/a	0	n/a	n/a	0.000353	NP Inter (normality) 1 of 2
Chloride (mg/L)	**BGWC-10**	**9.144**	**n/a**	**7/28/2022**	**30**	**Yes**	**72**	**1.861**	**0.5413**	**0**	**None**	**sqrt(x)**	**0.000396**	**Param Inter 1 of 2**
Chloride (mg/L)	**BGWC-12**	**9.144**	**n/a**	**7/27/2022**	**16.2**	**Yes**	**72**	**1.861**	**0.5413**	**0**	**None**	**sqrt(x)**	**0.000396**	**Param Inter 1 of 2**
Chloride (mg/L)	**BGWC-14A**	**9.144**	**n/a**	**7/26/2022**	**19.6**	**Yes**	**72**	**1.861**	**0.5413**	**0**	**None**	**sqrt(x)**	**0.000396**	**Param Inter 1 of 2**
Chloride (mg/L)	**BGWC-16**	**9.144**	**n/a**	**7/27/2022**	**23.1**	**Yes**	**72**	**1.861**	**0.5413**	**0**	**None**	**sqrt(x)**	**0.000396**	**Param Inter 1 of 2**
Chloride (mg/L)	**BGWC-17**	**9.144**	**n/a**	**7/27/2022**	**43.2**	**Yes**	**72**	**1.861**	**0.5413**	**0**	**None**	**sqrt(x)**	**0.000396**	**Param Inter 1 of 2**
Chloride (mg/L)	**BGWC-18**	**9.144**	**n/a**	**7/27/2022**	**14.9**	**Yes**	**72**	**1.861**	**0.5413**	**0**	**None**	**sqrt(x)**	**0.000396**	**Param Inter 1 of 2**
Chloride (mg/L)	BGWC-19	9.144	n/a	7/27/2022	7.8	No	72	1.861	0.5413	0	None	sqrt(x)	0.000396	Param Inter 1 of 2
Chloride (mg/L)	**BGWC-20**	**9.144**	**n/a**	**7/27/2022**	**169**	**Yes**	**72**	**1.861**	**0.5413**	**0**	**None**	**sqrt(x)**	**0.000396**	**Param Inter 1 of 2**
Chloride (mg/L)	BGWC-21	9.144	n/a	7/28/2022	4.7	No	72	1.861	0.5413	0	None	sqrt(x)	0.000396	Param Inter 1 of 2
Chloride (mg/L)	**BGWC-22**	**9.144**	**n/a**	**8/2/2022**	**828**	**Yes**	**72**	**1.861**	**0.5413**	**0**	**None**	**sqrt(x)**	**0.000396**	**Param Inter 1 of 2**
Chloride (mg/L)	**BGWC-23**	**9.144**	**n/a**	**8/1/2022**	**794**	**Yes**	**72**	**1.861**	**0.5413**	**0**	**None**	**sqrt(x)**	**0.000396**	**Param Inter 1 of 2**
Chloride (mg/L)	**BGWC-24**	**9.144**	**n/a**	**10/21/2022**	**836**	**Yes**	**72**	**1.861**	**0.5413**	**0**	**None**	**sqrt(x)**	**0.000396**	**Param Inter 1 of 2**
Chloride (mg/L)	BGWC-25	9.144	n/a	7/27/2022	6.2	No	72	1.861	0.5413	0	None	sqrt(x)	0.000396	Param Inter 1 of 2
Chloride (mg/L)	**BGWC-30**	**9.144**	**n/a**	**8/1/2022**	**114**	**Yes**	**72**	**1.861**	**0.5413**	**0**	**None**	**sqrt(x)**	**0.000396**	**Param Inter 1 of 2**
Chloride (mg/L)	BGWC-7	9.144	n/a	7/28/2022	8.9	No	72	1.861	0.5413	0	None	sqrt(x)	0.000396	Param Inter 1 of 2
Chloride (mg/L)	BGWC-8	9.144	n/a	7/26/2022	1.6	No	72	1.861	0.5413	0	None	sqrt(x)	0.000396	Param Inter 1 of 2
Chloride (mg/L)	**BGWC-9**	**9.144**	**n/a**	**7/26/2022**	**10.9**	**Yes**	**72**	**1.861**	**0.5413**	**0**	**None**	**sqrt(x)**	**0.000396**	**Param Inter 1 of 2**
Fluoride (mg/L)	BGWC-10	0.57	n/a	7/28/2022	0.064J	No	83	n/a	n/a	49.4	n/a	n/a	0.0002756	NP Inter (normality) 1 of 2
Fluoride (mg/L)	BGWC-12	0.57	n/a	7/27/2022	0.081J	No	83	n/a	n/a	49.4	n/a	n/a	0.0002756	NP Inter (normality) 1 of 2
Fluoride (mg/L)	BGWC-14A	0.57	n/a	7/26/2022	0.082J	No	83	n/a	n/a	49.4	n/a	n/a	0.0002756	NP Inter (normality) 1 of 2
Fluoride (mg/L)	BGWC-16	0.57	n/a	7/27/2022	0.091J	No	83	n/a	n/a	49.4	n/a	n/a	0.0002756	NP Inter (normality) 1 of 2
Fluoride (mg/L)	BGWC-17	0.57	n/a	7/27/2022	0.13	No	83	n/a	n/a	49.4	n/a	n/a	0.0002756	NP Inter (normality) 1 of 2
Fluoride (mg/L)	BGWC-18	0.57	n/a	7/27/2022	0.081J	No	83	n/a	n/a	49.4	n/a	n/a	0.0002756	NP Inter (normality) 1 of 2
Fluoride (mg/L)	BGWC-19	0.57	n/a	7/27/2022	0.071J	No	83	n/a	n/a	49.4	n/a	n/a	0.0002756	NP Inter (normality) 1 of 2
Fluoride (mg/L)	BGWC-20	0.57	n/a	7/27/2022	0.062J	No	83	n/a	n/a	49.4	n/a	n/a	0.0002756	NP Inter (normality) 1 of 2
Fluoride (mg/L)	BGWC-21	0.57	n/a	7/28/2022	0.1ND	No	83	n/a	n/a	49.4	n/a	n/a	0.0002756	NP Inter (normality) 1 of 2
Fluoride (mg/L)	BGWC-22	0.57	n/a	8/2/2022	0.19	No	83	n/a	n/a	49.4	n/a	n/a	0.0002756	NP Inter (normality) 1 of 2
Fluoride (mg/L)	BGWC-23	0.57	n/a	8/1/2022	0.07J	No	83	n/a	n/a	49.4	n/a	n/a	0.0002756	NP Inter (normality) 1 of 2
Fluoride (mg/L)	BGWC-24	0.57	n/a	10/21/2022	0.14	No	83	n/a	n/a	49.4	n/a	n/a	0.0002756	NP Inter (normality) 1 of 2
Fluoride (mg/L)	BGWC-25	0.57	n/a	7/27/2022	0.051J	No	83	n/a	n/a	49.4	n/a	n/a	0.0002756	NP Inter (normality) 1 of 2
Fluoride (mg/L)	BGWC-30	0.57	n/a	8/1/2022	0.09J	No	83	n/a	n/a	49.4	n/a	n/a	0.0002756	NP Inter (normality) 1 of 2
Fluoride (mg/L)	BGWC-7	0.57	n/a	7/28/2022	0.16	No	83	n/a	n/a	49.4	n/a	n/a	0.0002756	NP Inter (normality) 1 of 2
Fluoride (mg/L)	BGWC-8	0.57	n/a	7/26/2022	0.067J	No	83	n/a	n/a	49.4	n/a	n/a	0.0002756	NP Inter (normality) 1 of 2
Fluoride (mg/L)	BGWC-9	0.57	n/a	7/26/2022	0.11	No	83	n/a	n/a	49.4	n/a	n/a	0.0002756	NP Inter (normality) 1 of 2

Interwell Prediction Limits - All Results

Plant Bowen Client: Southern Company Data: Bowen AP-1 Printed 11/15/2022, 7:53 PM

Constituent	Well	Upper Lim.	Lower Lim.	Date	Observ.	Sig.	Bg N	Bg Mean	Std. Dev.	%NDs	ND Adj.	Transform	Alpha	Method
pH (s.u.)	BGWC-10	8.341	6.705	7/28/2022	7.63	No	84	57.26	5.773	0	None	x^2	0.000198	Param Inter 1 of 2
pH (s.u.)	BGWC-12	8.341	6.705	7/27/2022	6.85	No	84	57.26	5.773	0	None	x^2	0.000198	Param Inter 1 of 2
pH (s.u.)	BGWC-14A	8.341	6.705	7/26/2022	6.78	No	84	57.26	5.773	0	None	x^2	0.000198	Param Inter 1 of 2
pH (s.u.)	**BGWC-16**	**8.341**	**6.705**	**7/27/2022**	**6.49**	**Yes**	**84**	**57.26**	**5.773**	**0**	**None**	**x^2**	**0.000198**	**Param Inter 1 of 2**
pH (s.u.)	BGWC-17	8.341	6.705	7/27/2022	7.29	No	84	57.26	5.773	0	None	x^2	0.000198	Param Inter 1 of 2
pH (s.u.)	BGWC-18	8.341	6.705	7/27/2022	7.02	No	84	57.26	5.773	0	None	x^2	0.000198	Param Inter 1 of 2
pH (s.u.)	**BGWC-19**	**8.341**	**6.705**	**7/27/2022**	**6.55**	**Yes**	**84**	**57.26**	**5.773**	**0**	**None**	**x^2**	**0.000198**	**Param Inter 1 of 2**
pH (s.u.)	BGWC-20	8.341	6.705	7/27/2022	7.18	No	84	57.26	5.773	0	None	x^2	0.000198	Param Inter 1 of 2
pH (s.u.)	BGWC-21	8.341	6.705	7/28/2022	7.85	No	84	57.26	5.773	0	None	x^2	0.000198	Param Inter 1 of 2
pH (s.u.)	BGWC-22	8.341	6.705	8/2/2022	6.73	No	84	57.26	5.773	0	None	x^2	0.000198	Param Inter 1 of 2
pH (s.u.)	BGWC-23	8.341	6.705	8/1/2022	7	No	84	57.26	5.773	0	None	x^2	0.000198	Param Inter 1 of 2
pH (s.u.)	**BGWC-24**	**8.341**	**6.705**	**10/21/2022**	**6.3**	**Yes**	**84**	**57.26**	**5.773**	**0**	**None**	**x^2**	**0.000198**	**Param Inter 1 of 2**
pH (s.u.)	BGWC-25	8.341	6.705	7/27/2022	7.22	No	84	57.26	5.773	0	None	x^2	0.000198	Param Inter 1 of 2
pH (s.u.)	BGWC-30	8.341	6.705	8/1/2022	7.21	No	84	57.26	5.773	0	None	x^2	0.000198	Param Inter 1 of 2
pH (s.u.)	BGWC-7	8.341	6.705	7/28/2022	6.96	No	84	57.26	5.773	0	None	x^2	0.000198	Param Inter 1 of 2
pH (s.u.)	BGWC-8	8.341	6.705	7/26/2022	7.63	No	84	57.26	5.773	0	None	x^2	0.000198	Param Inter 1 of 2
pH (s.u.)	BGWC-9	8.341	6.705	7/26/2022	7.33	No	84	57.26	5.773	0	None	x^2	0.000198	Param Inter 1 of 2
Sulfate (mg/L)	**BGWC-10**	**78**	**n/a**	**7/28/2022**	**105**	**Yes**	**72**	**n/a**	**n/a**	**0**	**n/a**	**n/a**	**0.0003615**	**NP Inter (normality) 1 of 2**
Sulfate (mg/L)	**BGWC-12**	**78**	**n/a**	**7/27/2022**	**419**	**Yes**	**72**	**n/a**	**n/a**	**0**	**n/a**	**n/a**	**0.0003615**	**NP Inter (normality) 1 of 2**
Sulfate (mg/L)	**BGWC-14A**	**78**	**n/a**	**7/26/2022**	**486**	**Yes**	**72**	**n/a**	**n/a**	**0**	**n/a**	**n/a**	**0.0003615**	**NP Inter (normality) 1 of 2**
Sulfate (mg/L)	**BGWC-16**	**78**	**n/a**	**7/27/2022**	**496**	**Yes**	**72**	**n/a**	**n/a**	**0**	**n/a**	**n/a**	**0.0003615**	**NP Inter (normality) 1 of 2**
Sulfate (mg/L)	**BGWC-17**	**78**	**n/a**	**7/27/2022**	**118**	**Yes**	**72**	**n/a**	**n/a**	**0**	**n/a**	**n/a**	**0.0003615**	**NP Inter (normality) 1 of 2**
Sulfate (mg/L)	BGWC-18	78	n/a	7/27/2022	55.5	No	72	n/a	n/a	0	n/a	n/a	0.0003615	NP Inter (normality) 1 of 2
Sulfate (mg/L)	**BGWC-19**	**78**	**n/a**	**7/27/2022**	**82.7**	**Yes**	**72**	**n/a**	**n/a**	**0**	**n/a**	**n/a**	**0.0003615**	**NP Inter (normality) 1 of 2**
Sulfate (mg/L)	**BGWC-20**	**78**	**n/a**	**7/27/2022**	**617**	**Yes**	**72**	**n/a**	**n/a**	**0**	**n/a**	**n/a**	**0.0003615**	**NP Inter (normality) 1 of 2**
Sulfate (mg/L)	BGWC-21	78	n/a	7/28/2022	55.3	No	72	n/a	n/a	0	n/a	n/a	0.0003615	NP Inter (normality) 1 of 2
Sulfate (mg/L)	**BGWC-22**	**78**	**n/a**	**8/2/2022**	**762**	**Yes**	**72**	**n/a**	**n/a**	**0**	**n/a**	**n/a**	**0.0003615**	**NP Inter (normality) 1 of 2**
Sulfate (mg/L)	**BGWC-23**	**78**	**n/a**	**8/1/2022**	**528**	**Yes**	**72**	**n/a**	**n/a**	**0**	**n/a**	**n/a**	**0.0003615**	**NP Inter (normality) 1 of 2**
Sulfate (mg/L)	**BGWC-24**	**78**	**n/a**	**10/21/2022**	**389**	**Yes**	**72**	**n/a**	**n/a**	**0**	**n/a**	**n/a**	**0.0003615**	**NP Inter (normality) 1 of 2**
Sulfate (mg/L)	BGWC-25	78	n/a	7/27/2022	12.6	No	72	n/a	n/a	0	n/a	n/a	0.0003615	NP Inter (normality) 1 of 2
Sulfate (mg/L)	BGWC-30	78	n/a	8/1/2022	63.3	No	72	n/a	n/a	0	n/a	n/a	0.0003615	NP Inter (normality) 1 of 2
Sulfate (mg/L)	**BGWC-7**	**78**	**n/a**	**7/28/2022**	**268**	**Yes**	**72**	**n/a**	**n/a**	**0**	**n/a**	**n/a**	**0.0003615**	**NP Inter (normality) 1 of 2**
Sulfate (mg/L)	BGWC-8	78	n/a	7/26/2022	31.6	No	72	n/a	n/a	0	n/a	n/a	0.0003615	NP Inter (normality) 1 of 2
Sulfate (mg/L)	**BGWC-9**	**78**	**n/a**	**7/26/2022**	**88**	**Yes**	**72**	**n/a**	**n/a**	**0**	**n/a**	**n/a**	**0.0003615**	**NP Inter (normality) 1 of 2**
Total Dissolved Solids (mg/L)	BGWC-10	469.5	n/a	7/28/2022	338	No	71	14.68	3.248	0	None	sqrt(x)	0.000396	Param Inter 1 of 2
Total Dissolved Solids (mg/L)	**BGWC-12**	**469.5**	**n/a**	**7/27/2022**	**952**	**Yes**	**71**	**14.68**	**3.248**	**0**	**None**	**sqrt(x)**	**0.000396**	**Param Inter 1 of 2**
Total Dissolved Solids (mg/L)	**BGWC-14A**	**469.5**	**n/a**	**7/26/2022**	**966**	**Yes**	**71**	**14.68**	**3.248**	**0**	**None**	**sqrt(x)**	**0.000396**	**Param Inter 1 of 2**
Total Dissolved Solids (mg/L)	**BGWC-16**	**469.5**	**n/a**	**7/27/2022**	**944**	**Yes**	**71**	**14.68**	**3.248**	**0**	**None**	**sqrt(x)**	**0.000396**	**Param Inter 1 of 2**
Total Dissolved Solids (mg/L)	BGWC-17	469.5	n/a	7/27/2022	438	No	71	14.68	3.248	0	None	sqrt(x)	0.000396	Param Inter 1 of 2
Total Dissolved Solids (mg/L)	BGWC-18	469.5	n/a	7/27/2022	307	No	71	14.68	3.248	0	None	sqrt(x)	0.000396	Param Inter 1 of 2
Total Dissolved Solids (mg/L)	BGWC-19	469.5	n/a	7/27/2022	338	No	71	14.68	3.248	0	None	sqrt(x)	0.000396	Param Inter 1 of 2
Total Dissolved Solids (mg/L)	**BGWC-20**	**469.5**	**n/a**	**7/27/2022**	**1370**	**Yes**	**71**	**14.68**	**3.248**	**0**	**None**	**sqrt(x)**	**0.000396**	**Param Inter 1 of 2**
Total Dissolved Solids (mg/L)	BGWC-21	469.5	n/a	7/28/2022	259	No	71	14.68	3.248	0	None	sqrt(x)	0.000396	Param Inter 1 of 2
Total Dissolved Solids (mg/L)	**BGWC-22**	**469.5**	**n/a**	**8/2/2022**	**3440**	**Yes**	**71**	**14.68**	**3.248**	**0**	**None**	**sqrt(x)**	**0.000396**	**Param Inter 1 of 2**
Total Dissolved Solids (mg/L)	**BGWC-23**	**469.5**	**n/a**	**8/1/2022**	**2780**	**Yes**	**71**	**14.68**	**3.248**	**0**	**None**	**sqrt(x)**	**0.000396**	**Param Inter 1 of 2**
Total Dissolved Solids (mg/L)	**BGWC-24**	**469.5**	**n/a**	**10/21/2022**	**1610**	**Yes**	**71**	**14.68**	**3.248**	**0**	**None**	**sqrt(x)**	**0.000396**	**Param Inter 1 of 2**
Total Dissolved Solids (mg/L)	BGWC-25	469.5	n/a	7/27/2022	231	No	71	14.68	3.248	0	None	sqrt(x)	0.000396	Param Inter 1 of 2
Total Dissolved Solids (mg/L)	**BGWC-30**	**469.5**	**n/a**	**8/1/2022**	**582**	**Yes**	**71**	**14.68**	**3.248**	**0**	**None**	**sqrt(x)**	**0.000396**	**Param Inter 1 of 2**
Total Dissolved Solids (mg/L)	**BGWC-7**	**469.5**	**n/a**	**7/28/2022**	**732**	**Yes**	**71**	**14.68**	**3.248**	**0**	**None**	**sqrt(x)**	**0.000396**	**Param Inter 1 of 2**
Total Dissolved Solids (mg/L)	BGWC-8	469.5	n/a	7/26/2022	196	No	71	14.68	3.248	0	None	sqrt(x)	0.000396	Param Inter 1 of 2
Total Dissolved Solids (mg/L)	BGWC-9	469.5	n/a	7/26/2022	349	No	71	14.68	3.248	0	None	sqrt(x)	0.000396	Param Inter 1 of 2

Sanitas™ v.9.6.35 . UG

Exceeds Limit: BGWC-10, BGWC-12, BGWC-14A, BGWC-16, BGWC-17, BGWC-18, BGWC-19, BGWC-20, BGWC-22, BGWC-23...

Prediction Limit

Interwell Parametric

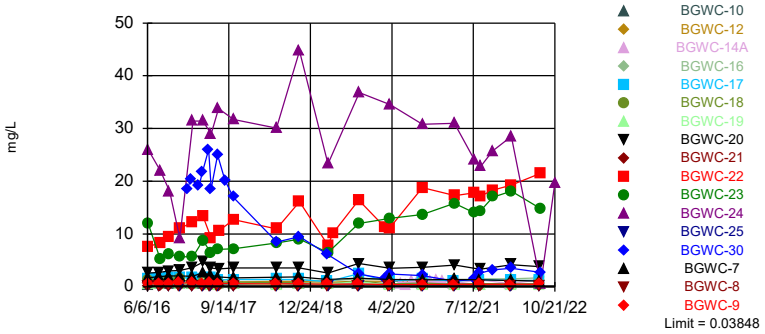

Background Data Summary (based on square root transformation) (after Kaplan-Meier Adjustment): Mean=0.1151, Std. Dev.=0.03777, n=73, 16.44% NDs. Normality test: Shapiro Francia @alpha = 0.01, calculated = 0.9687, critical = 0.956. Kappa = 2.147 (c=7, w=19, 1 of 2, event alpha = 0.05132). Report alpha = 0.007498. Individual comparison alpha = 0.000396. Comparing 17 points to limit. Assumes 2 future values.

Constituent: Boron Analysis Run 11/15/2022 7:47 PM View: Interwell PL

Plant Bowen Client: Southern Company Data: Bowen AP-1

Sanitas™ v.9.6.35 . UG

Exceeds Limit: BGWC-12, BGWC-14A, BGWC-16, BGWC-20, BGWC-22, BGWC-23, BGWC-24, BGWC-7

Prediction Limit

Interwell Non-parametric

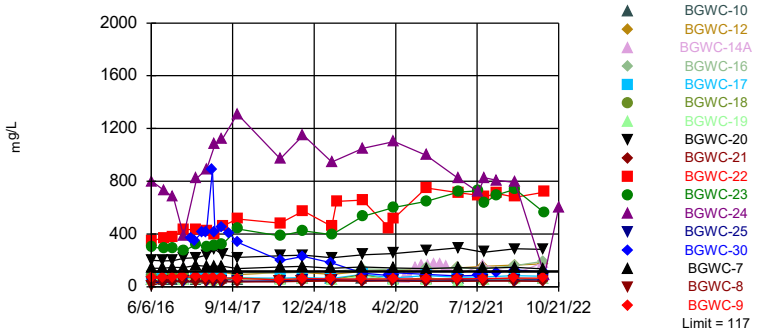

Non-parametric test used in lieu of parametric prediction limit because the Shapiro Francia normality test showed the data to be non-normal at the 0.01 alpha level. Limit is highest of 73 background values. Annual per-constituent alpha = 0.01333. Individual comparison alpha = 0.000353 (1 of 2). Comparing 17 points to limit. Assumes 2 future values.

Constituent: Calcium Analysis Run 11/15/2022 7:47 PM View: Interwell PL

Plant Bowen Client: Southern Company Data: Bowen AP-1

Sanitas™ v.9.6.35 . UG

Exceeds Limit: BGWC-10, BGWC-12, BGWC-14A, BGWC-16, BGWC-17, BGWC-18, BGWC-20, BGWC-22, BGWC-23, BGWC-24...

Prediction Limit

Interwell Parametric

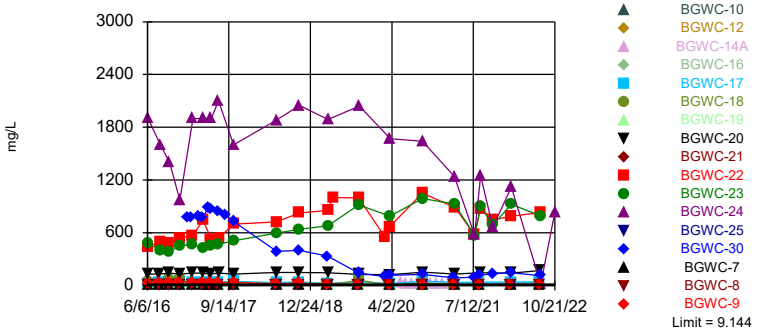

Background Data Summary (based on square root transformation): Mean=1.861, Std. Dev.=0.5413, n=72. Normality test: Shapiro Francia @alpha = 0.01, calculated = 0.9698, critical = 0.954. Kappa = 2.148 (c=7, w=19, 1 of 2, event alpha = 0.05132). Report alpha = 0.007498. Individual comparison alpha = 0.000396. Comparing 17 points to limit. Assumes 2 future values.

Constituent: Chloride Analysis Run 11/15/2022 7:47 PM View: Interwell PL

Plant Bowen Client: Southern Company Data: Bowen AP-1

Sanitas™ v.9.6.35 . UG

Hollow symbols indicate censored values.

Within Limit

Prediction Limit

Interwell Non-parametric

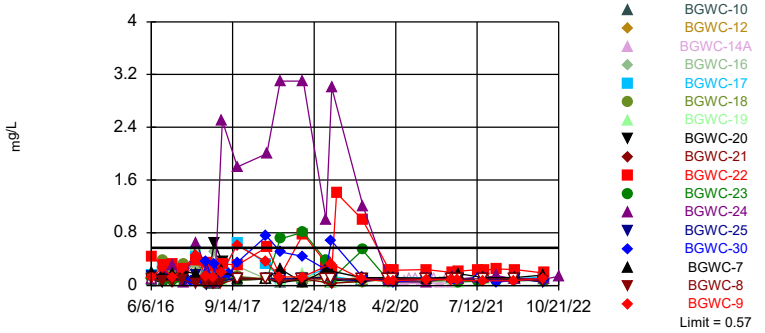

Non-parametric test used in lieu of parametric prediction limit because the Shapiro Francia normality test showed the data to be non-normal at the 0.01 alpha level. Limit is highest of 83 background values. 49.4% NDs. Annual per-constituent alpha = 0.01042. Individual comparison alpha = 0.0002756 (1 of 2). Comparing 17 points to limit. Assumes 2 future values.

Constituent: Fluoride Analysis Run 11/15/2022 7:47 PM View: Interwell PL

Plant Bowen Client: Southern Company Data: Bowen AP-1

Sanitas™ v.9.6.35 . UG

Exceeds Limits: BGWC-16, BGWC-19, BGWC-24

Prediction Limit

Interwell Parametric

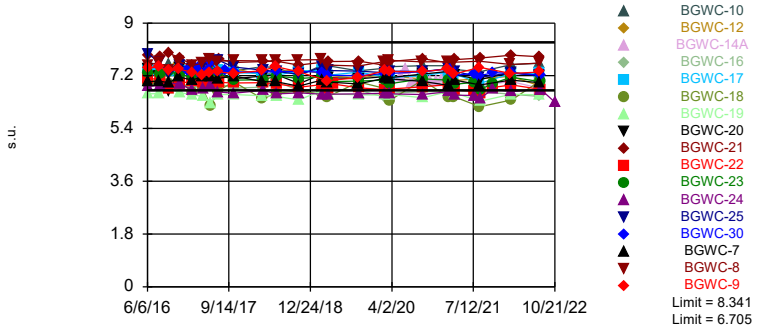

Background Data Summary (based on square transformation): Mean=57.26, Std. Dev.=5.773, n=84. Normality test: Shapiro Francia @alpha = 0.01, calculated = 0.9604, critical = 0.96. Kappa = 2.132 (c=7, w=19, 1 of 2, event alpha = 0.05132). Report alpha = 0.007498. Individual comparison alpha = 0.000198. Comparing 17 points to limit. Assumes 2 future values.

Constituent: pH Analysis Run 11/15/2022 7:47 PM View: Interwell PL

Plant Bowen Client: Southern Company Data: Bowen AP-1

Sanitas™ v.9.6.35 . UG

Exceeds Limit: BGWC-10, BGWC-12, BGWC-14A, BGWC-16, BGWC-17, BGWC-19, BGWC-20, BGWC-22, BGWC-23, BGWC-24...

Prediction Limit

Interwell Non-parametric

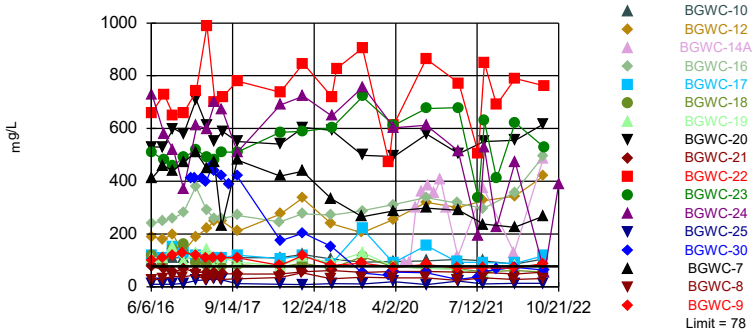

Non-parametric test used in lieu of parametric prediction limit because the Shapiro Francia normality test showed the data to be non-normal at the 0.01 alpha level. Limit is highest of 72 background values. Annual per-constituent alpha = 0.01365. Individual comparison alpha = 0.0003615 (1 of 2). Comparing 17 points to limit. Assumes 2 future values.

Constituent: Sulfate Analysis Run 11/15/2022 7:47 PM View: Interwell PL

Plant Bowen Client: Southern Company Data: Bowen AP-1

Sanitas™ v.9.6.35 . UG

Exceeds Limit: BGWC-12, BGWC-14A, BGWC-16, BGWC-20, BGWC-22, BGWC-23, BGWC-24, BGWC-30, BGWC-7

Prediction Limit

Interwell Parametric

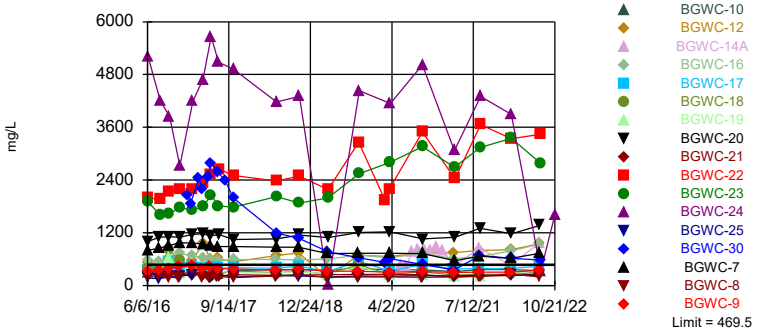

Background Data Summary (based on square root transformation): Mean=14.68, Std. Dev.=3.248, n=71. Normality test: Shapiro Francia @alpha = 0.01, calculated = 0.9587, critical = 0.953. Kappa = 2.15 (c=7, w=19, 1 of 2, event alpha = 0.05132). Report alpha = 0.007498. Individual comparison alpha = 0.000396. Comparing 17 points to limit. Assumes 2 future values.

Constituent: Total Dissolved Solids Analysis Run 11/15/2022 7:47 PM View: Interwell PL

Plant Bowen Client: Southern Company Data: Bowen AP-1

Prediction Limit

Constituent: Boron (mg/L) Analysis Run 11/15/2022 7:53 PM View: Interwell PL

Plant Bowen Client: Southern Company Data: Bowen AP-1

	BGWA-2 (bg)	BGWC-9	BGWC-16	BGWC-17	BGWC-12	BGWC-10	BGWC-8	BGWC-19	BGWC-18
6/6/2016	<0.04	0.55							
6/7/2016			1.7	1.5	1.1	0.37	0.02		
6/8/2016								0.49	1.2
6/9/2016									
8/9/2016	0.0336 (J)								
8/10/2016							0.117		
8/11/2016		0.612	1.37	1.41					
8/12/2016					0.867			0.647	0.895
8/15/2016									
8/16/2016						0.525			
8/18/2016									
8/22/2016									
10/3/2016	0.0226 (J)								
10/4/2016							0.177		
10/5/2016		0.659							
10/6/2016					0.863				
10/7/2016			1.49	1.76		0.492		0.868	1.33
10/10/2016									
11/29/2016	0.0085 (J)								
12/1/2016									
12/2/2016							0.0668		
12/5/2016		0.71			0.879				
12/6/2016			1.65	1.79		0.515			1.5
12/7/2016								0.51	
12/8/2016									
1/10/2017									
1/23/2017									
2/7/2017									
2/13/2017	<0.04								
2/14/2017							0.122		
2/15/2017		0.707			0.886				
2/16/2017			1.73	1.63		0.482		0.68	0.753
2/17/2017									
2/20/2017									
3/27/2017									
4/13/2017	0.0084 (J)								
4/14/2017							0.054		
4/17/2017		0.675							
4/18/2017			1.77		0.941	0.515			
4/19/2017				1.47				0.701	0.762
4/20/2017									
5/22/2017									
5/25/2017	0.01 (J)								
5/26/2017		0.711					0.0817		
5/30/2017			1.52	1.7					
6/1/2017								0.383	0.663
6/2/2017					1.02	0.513			
6/5/2017									
7/7/2017	0.009 (J)								
7/10/2017							0.0534		
7/11/2017		0.633							
7/12/2017						0.508			

Prediction Limit

Constituent: Boron (mg/L) Analysis Run 11/15/2022 7:53 PM View: Interwell PL

Plant Bowen Client: Southern Company Data: Bowen AP-1

	BGWA-2 (bg)	BGWC-9	BGWC-16	BGWC-17	BGWC-12	BGWC-10	BGWC-8	BGWC-19	BGWC-18
7/13/2017					0.945				
7/14/2017			1.26	1.26				0.645	0.787
7/17/2017									
7/18/2017									
7/19/2017									
8/23/2017									
10/9/2017	0.0063 (J)								
10/10/2017		0.619			0.908		0.0515		
10/11/2017			1.36	1.37		0.486		0.594	0.889
10/12/2017									
6/12/2018	0.0058 (J)	0.56	1.3				0.074		
6/13/2018									
6/14/2018				1.4	1	0.54			0.75
6/15/2018								0.44	
10/16/2018	0.0066 (J)						0.16		
10/17/2018		0.61		1.4	1				
10/18/2018			1.3			0.49			0.8
10/19/2018								0.65	
10/22/2018									
4/1/2019	0.0076 (J)	0.5			0.86 (J)		0.046 (J)		
4/2/2019			1.1	0.95 (J)		0.51 (J)			0.56 (J)
4/3/2019								0.51	
4/4/2019									
5/2/2019	0.015 (J)								
7/9/2019									
9/23/2019	0.0069 (J)								
9/24/2019		0.51					0.06		
9/25/2019					1.1	0.49			
9/26/2019			1.5	2.5				0.96	1.1
9/27/2019									
9/30/2019									
2/19/2020									
2/21/2020									
2/25/2020									
2/26/2020									
3/18/2020	0.016 (J)						0.058		
3/19/2020		0.41	1.3	1	1				
3/20/2020								0.29	0.53
3/23/2020						0.5			
3/24/2020									
3/25/2020									
5/22/2020									
5/25/2020									
6/23/2020									
7/28/2020									
9/2/2020									
9/3/2020									
9/23/2020	0.0086 (J)						0.054 (J)		
9/24/2020		0.44	1.3	1.5		0.47			0.72
9/25/2020					1				
9/28/2020								0.4	
10/1/2020									

Prediction Limit

Constituent: Boron (mg/L) Analysis Run 11/15/2022 7:53 PM View: Interwell PL

Plant Bowen Client: Southern Company Data: Bowen AP-1

	BGWA-2 (bg)	BGWC-9	BGWC-16	BGWC-17	BGWC-12	BGWC-10	BGWC-8	BGWC-19	BGWC-18
11/10/2020									
12/15/2020									
1/20/2021									
3/23/2021									
3/24/2021		0.45	1.3	1.1	1.2		0.04 (J)		0.5
3/25/2021									
3/26/2021	0.0094 (J)							0.24	
3/29/2021									
3/30/2021						0.56			
4/1/2021									
7/19/2021									
7/20/2021									
8/16/2021	0.013 (J)								
8/18/2021		0.47	1.5		1.2	0.51	0.093		
8/19/2021				1.3					0.57
8/20/2021								0.29	
8/23/2021									
8/25/2021									
11/1/2021									
2/9/2022	0.0099 (J)								
2/10/2022		0.46					0.051		
2/11/2022			1.5	1.2	1.2	0.5			
2/14/2022									
2/15/2022									
2/16/2022								0.35	0.56
7/26/2022	0.014 (J)	0.47					0.052		
7/27/2022			1.7	1.2	1.2			0.43	0.53
7/28/2022						0.52			
8/1/2022									
8/2/2022									
8/3/2022									
10/21/2022									

Prediction Limit

Constituent: Boron (mg/L) Analysis Run 11/15/2022 7:53 PM View: Interwell PL

Plant Bowen Client: Southern Company Data: Bowen AP-1

	BGWC-20	BGWC-22	BGWC-21	BGWC-25	BGWC-7	BGWC-24	BGWC-23	BGWA-29 (bg)	BGWC-30
6/6/2016									
6/7/2016									
6/8/2016	2.6	7.6	0.12	0.029 (J)	1.7				
6/9/2016						26	12		
8/9/2016									
8/10/2016									
8/11/2016					1.95				
8/12/2016	2.74								
8/15/2016				0.0228 (J)					
8/16/2016									
8/18/2016		8.37	0.191			22	5.2		
8/22/2016								0.0132 (J)	
10/3/2016									
10/4/2016								0.0065 (J)	
10/5/2016									
10/6/2016					2.06				
10/7/2016									
10/10/2016	3	9.46	0.13	0.0305 (J)		18.1	6.13		
11/29/2016									
12/1/2016								<0.04	
12/2/2016									
12/5/2016									
12/6/2016					2.05				
12/7/2016	3.08					9.19	5.7		
12/8/2016		11.1	0.144	0.0164 (J)					
1/10/2017								<0.04	
1/23/2017									18.6
2/7/2017									20.4
2/13/2017									
2/14/2017								<0.04	
2/15/2017					2.01				
2/16/2017									
2/17/2017	3.63	12.2	0.0685						
2/20/2017				0.0154 (J)		31.4	5.7		
3/27/2017									19.1
4/13/2017									
4/14/2017								<0.04	
4/17/2017									21.8
4/18/2017					2.58				
4/19/2017	4.68		0.0743			31.4	8.79		
4/20/2017		13.3		0.0283 (J)					
5/22/2017									26
5/25/2017								<0.04	
5/26/2017									
5/30/2017									
6/1/2017	3.57		0.0499	0.0467					
6/2/2017					2.22				
6/5/2017		9.19				29	6.39		18.6
7/7/2017									
7/10/2017								<0.04	
7/11/2017									25
7/12/2017									

Prediction Limit

Constituent: Boron (mg/L) Analysis Run 11/15/2022 7:53 PM View: Interwell PL

Plant Bowen Client: Southern Company Data: Bowen AP-1

	BGWC-20	BGWC-22	BGWC-21	BGWC-25	BGWC-7	BGWC-24	BGWC-23	BGWA-29 (bg)	BGWC-30
7/13/2017									
7/14/2017					1.85				
7/17/2017				0.0171 (J)		33.8	7.06		
7/18/2017	3.37		0.0544						
7/19/2017		10.6							
8/23/2017									20.2
10/9/2017									
10/10/2017								<0.04	17
10/11/2017	3.54			0.0141 (J)	1.72	31.7	7.18		
10/12/2017		12.7	0.0494						
6/12/2018								0.0056 (J)	
6/13/2018	3.6				1.8	30.1	8.3		
6/14/2018		11	0.035 (J)	0.017 (J)					
6/15/2018									8.5
10/16/2018								0.0071 (J)	
10/17/2018									
10/18/2018					1.9				
10/19/2018			0.028 (J)						
10/22/2018	3.6	16.1		0.03 (J)		44.7	9		9.5
4/1/2019								0.0048 (J)	
4/2/2019					1.4				6.1 (J)
4/3/2019	2.6	7.9	0.12			23.3	6.5		
4/4/2019				0.02 (J)					
5/2/2019		10.1							
7/9/2019									
9/23/2019								0.0052 (J)	
9/24/2019					1.6				
9/25/2019									
9/26/2019	4.4								
9/27/2019		16.4					12		2.4
9/30/2019			0.04 (J)	0.038 (J)		36.8			
2/19/2020								0.0057 (J)	
2/21/2020									
2/25/2020		11.2							
2/26/2020									1.5
3/18/2020								0.0054 (J)	
3/19/2020					1.4				
3/20/2020		11.1	0.03 (J)						
3/23/2020	3.5						13		2.4
3/24/2020				0.032 (J)					
3/25/2020						34.5			
5/22/2020									
5/25/2020									
6/23/2020									
7/28/2020									
9/2/2020									
9/3/2020									
9/23/2020								<0.04	
9/24/2020		18.8	0.037 (J)				13.7		
9/25/2020					1.3	30.8			2.1
9/28/2020	3.7			0.049 (J)					
10/1/2020									

Prediction Limit

Constituent: Boron (mg/L) Analysis Run 11/15/2022 7:53 PM View: Interwell PL

Plant Bowen Client: Southern Company Data: Bowen AP-1

	BGWC-20	BGWC-22	BGWC-21	BGWC-25	BGWC-7	BGWC-24	BGWC-23	BGWA-29 (bg)	BGWC-30
11/10/2020									
12/15/2020									
1/20/2021									
3/23/2021								<0.04	
3/24/2021									
3/25/2021									1.1
3/26/2021				0.17		31	15.8		
3/29/2021	4.1	17.3	0.038 (J)						
3/30/2021					1.4				
4/1/2021									
7/19/2021		17.8				24	14		
7/20/2021									1.4
8/16/2021								<0.04	
8/18/2021									
8/19/2021				0.038 (J)	1.3				2.6
8/20/2021	3.3		0.045						
8/23/2021		17.2				22.8	14.4		
8/25/2021									
11/1/2021		18.3				25.8	17		3.2
2/9/2022									
2/10/2022								0.012 (J)	
2/11/2022					1.2				
2/14/2022							18.1		3.5
2/15/2022		19.3				28.5			
2/16/2022	4.2		0.053	0.048					
7/26/2022								0.013 (J)	
7/27/2022	3.8			0.051					
7/28/2022			0.035 (J)		1.1				
8/1/2022							14.8		2.7
8/2/2022		21.5				0.52			
8/3/2022									
10/21/2022						19.7 (R)			

Prediction Limit

Constituent: Boron (mg/L) Analysis Run 11/15/2022 7:53 PM View: Interwell PL

Plant Bowen Client: Southern Company Data: Bowen AP-1

	BGWA-33 (bg)	BGWC-14A	BGWA-47D (bg)	BGWA-48D (bg)
6/6/2016				
6/7/2016				
6/8/2016				
6/9/2016				
8/9/2016				
8/10/2016				
8/11/2016				
8/12/2016				
8/15/2016				
8/16/2016				
8/18/2016				
8/22/2016				
10/3/2016				
10/4/2016				
10/5/2016				
10/6/2016				
10/7/2016				
10/10/2016				
11/29/2016				
12/1/2016				
12/2/2016				
12/5/2016				
12/6/2016				
12/7/2016				
12/8/2016				
1/10/2017				
1/23/2017				
2/7/2017				
2/13/2017				
2/14/2017				
2/15/2017				
2/16/2017				
2/17/2017				
2/20/2017				
3/27/2017				
4/13/2017				
4/14/2017				
4/17/2017				
4/18/2017				
4/19/2017				
4/20/2017				
5/22/2017				
5/25/2017				
5/26/2017				
5/30/2017				
6/1/2017				
6/2/2017				
6/5/2017				
7/7/2017				
7/10/2017				
7/11/2017				
7/12/2017				

Prediction Limit

Constituent: Boron (mg/L) Analysis Run 11/15/2022 7:53 PM View: Interwell PL

Plant Bowen Client: Southern Company Data: Bowen AP-1

	BGWA-33 (bg)	BGWC-14A	BGWA-47D (bg)	BGWA-48D (bg)
7/13/2017				
7/14/2017				
7/17/2017				
7/18/2017				
7/19/2017				
8/23/2017				
10/9/2017				
10/10/2017				
10/11/2017				
10/12/2017				
6/12/2018				
6/13/2018				
6/14/2018				
6/15/2018				
10/16/2018				
10/17/2018				
10/18/2018				
10/19/2018				
10/22/2018				
4/1/2019				
4/2/2019				
4/3/2019	0.66 (o)			
4/4/2019				
5/2/2019				
7/9/2019	0.027 (J)			
9/23/2019				
9/24/2019				
9/25/2019				
9/26/2019				
9/27/2019	0.033 (J)			
9/30/2019				
2/19/2020				
2/21/2020	0.02 (J)			
2/25/2020				
2/26/2020				
3/18/2020				
3/19/2020				
3/20/2020	0.043 (J)			
3/23/2020				
3/24/2020				
3/25/2020				
5/22/2020		0.54	0.024 (J)	
5/25/2020				0.018 (J)
6/23/2020		0.45	0.019 (J)	0.015 (J)
7/28/2020		0.97	0.03 (J)	0.024 (J)
9/2/2020		1.1	0.022 (J)	
9/3/2020				0.022 (J)
9/23/2020				
9/24/2020				
9/25/2020	0.02 (J)			
9/28/2020				
10/1/2020		1.2	0.025 (J)	0.027 (J)

Prediction Limit

Constituent: Boron (mg/L) Analysis Run 11/15/2022 7:53 PM View: Interwell PL

Plant Bowen Client: Southern Company Data: Bowen AP-1

	BGWA-33 (bg)	BGWC-14A	BGWA-47D (bg)	BGWA-48D (bg)
11/10/2020		1.1	0.025 (J)	0.032 (J)
12/15/2020		1.2	0.031 (J)	0.034 (J)
1/20/2021		1.1	0.022 (J)	0.034 (J)
3/23/2021				
3/24/2021		0.6		
3/25/2021			0.017 (J)	0.026 (J)
3/26/2021				
3/29/2021				
3/30/2021				
4/1/2021	0.0069 (J)			
7/19/2021				
7/20/2021				
8/16/2021			0.021 (J)	0.034 (J)
8/18/2021		1.3		
8/19/2021				
8/20/2021				
8/23/2021				
8/25/2021	0.0093 (J)			
11/1/2021				
2/9/2022		0.57	0.017 (J)	0.038 (J)
2/10/2022				
2/11/2022				
2/14/2022				
2/15/2022				
2/16/2022	0.01 (J)			
7/26/2022		1.3	0.022 (J)	0.017 (J)
7/27/2022				
7/28/2022				
8/1/2022				
8/2/2022				
8/3/2022	0.015 (J)			
10/21/2022				

Prediction Limit

Constituent: Calcium (mg/L) Analysis Run 11/15/2022 7:53 PM View: Interwell PL

Plant Bowen Client: Southern Company Data: Bowen AP-1

	BGWA-2 (bg)	BGWC-9	BGWC-16	BGWC-17	BGWC-12	BGWC-10	BGWC-8	BGWC-19	BGWC-18
6/6/2016	39	66							
6/7/2016			120	65	90	50	7.9		
6/8/2016								55	76
6/9/2016									
8/9/2016	32.2								
8/10/2016							36.8		
8/11/2016		65.2	111	61					
8/12/2016					76.6			61.2	61.7
8/15/2016									
8/16/2016						49.2			
8/18/2016									
8/22/2016									
10/3/2016	34.1								
10/4/2016							39.7		
10/5/2016		66.7							
10/6/2016					78.7				
10/7/2016			103	71		52.6		70.2	84.7
10/10/2016									
11/29/2016	29.7								
12/1/2016									
12/2/2016							37.8		
12/5/2016		74.6			80.9				
12/6/2016			117	68.7		55.4			88.1
12/7/2016								48.6	
12/8/2016									
1/10/2017									
1/23/2017									
2/7/2017									
2/13/2017	31.2								
2/14/2017							35.2		
2/15/2017		74.6			90.7				
2/16/2017			124	65.5		53.2		64.7	53.7
2/17/2017									
2/20/2017									
3/27/2017									
4/13/2017	30.5								
4/14/2017							37.5		
4/17/2017		65.6							
4/18/2017			120		94.8	58			
4/19/2017				68.9				69.5	57.1
4/20/2017									
5/22/2017									
5/25/2017	33.8								
5/26/2017		70.4					41.7		
5/30/2017			111	72.6					
6/1/2017								50.8	44.8
6/2/2017					108	55.8			
6/5/2017									
7/7/2017	33.1								
7/10/2017							39		
7/11/2017		66.9							
7/12/2017						58.1			

Prediction Limit

Constituent: Calcium (mg/L) Analysis Run 11/15/2022 7:53 PM View: Interwell PL

Plant Bowen Client: Southern Company Data: Bowen AP-1

	BGWA-2 (bg)	BGWC-9	BGWC-16	BGWC-17	BGWC-12	BGWC-10	BGWC-8	BGWC-19	BGWC-18
7/13/2017					111				
7/14/2017			109	70.6				67	60
7/17/2017									
7/18/2017									
7/19/2017									
8/23/2017									
10/9/2017	33.6								
10/10/2017		61.7			93		36.9		
10/11/2017			109	67.3		55.7		57.3	67
10/12/2017									
6/12/2018	32.4	53.4	104				38.1		
6/13/2018									
6/14/2018				65.7	109	58.4			53.1
6/15/2018								49.7	
10/16/2018	34.6						44.8		
10/17/2018		63		69.7	110				
10/18/2018			112			57.8			60.4
10/19/2018								63.1	
10/22/2018									
4/1/2019	48.2	59.3			94.8		47.2		
4/2/2019			117	63.9		57.8			53.3
4/3/2019								51.3	
4/4/2019									
5/2/2019	44.8								
9/23/2019	36.3								
9/24/2019		57.6					42.4		
9/25/2019					115	58.1			
9/26/2019			136	94.2				80.8	91.7
9/27/2019									
9/30/2019									
2/19/2020									
2/21/2020									
2/25/2020									
2/26/2020									
3/18/2020	40.1						43		
3/19/2020		61.5	130	68.1	120				
3/20/2020								52.1	49.3
3/23/2020						61.1			
3/24/2020									
3/25/2020									
5/22/2020									
5/25/2020									
6/23/2020									
7/28/2020									
9/2/2020									
9/3/2020									
9/23/2020	45.2						41.6		
9/24/2020		59	141	84.9		58.8			68.7
9/25/2020					135				
9/28/2020								50.1	
10/1/2020									
11/10/2020									

Prediction Limit

Constituent: Calcium (mg/L) Analysis Run 11/15/2022 7:53 PM View: Interwell PL

Plant Bowen Client: Southern Company Data: Bowen AP-1

	BGWA-2 (bg)	BGWC-9	BGWC-16	BGWC-17	BGWC-12	BGWC-10	BGWC-8	BGWC-19	BGWC-18
12/15/2020									
1/20/2021									
3/23/2021									
3/24/2021		59.9	140	72	144		42.1		48.2
3/25/2021									
3/26/2021	46.7							46.4	
3/29/2021									
3/30/2021						61.3			
4/1/2021									
7/19/2021									
7/20/2021									
8/16/2021	48.3								
8/18/2021		63	139		156	61.1	44.5		
8/19/2021				74					49.2
8/20/2021								47.2	
8/23/2021									
8/25/2021									
11/1/2021									
2/9/2022	52.3								
2/10/2022		65.6					44.9		
2/11/2022			160	83.5	164	66.2			
2/14/2022									
2/15/2022									
2/16/2022								60.5	49
7/26/2022	46.7	66.3					41.8		
7/27/2022			194	80.9	175			63.2	65.9
7/28/2022						63			
8/1/2022									
8/2/2022									
8/3/2022									
10/21/2022									

Prediction Limit

Constituent: Calcium (mg/L) Analysis Run 11/15/2022 7:53 PM View: Interwell PL

Plant Bowen Client: Southern Company Data: Bowen AP-1

	BGWC-20	BGWC-22	BGWC-21	BGWC-25	BGWC-7	BGWC-24	BGWC-23	BGWA-29 (bg)	BGWC-30
6/6/2016									
6/7/2016									
6/8/2016	200	350	43	32	140				
6/9/2016						800	300		
8/9/2016									
8/10/2016									
8/11/2016					141				
8/12/2016	196								
8/15/2016				33.1					
8/16/2016									
8/18/2016		370	38.6			730	290		
8/22/2016								21.4	
10/3/2016									
10/4/2016								20.9	
10/5/2016									
10/6/2016					147				
10/7/2016									
10/10/2016	198	375	37.5	41		680	296		
11/29/2016									
12/1/2016								19.8	
12/2/2016									
12/5/2016									
12/6/2016					146				
12/7/2016	215					387	271		
12/8/2016		434	43.4	38.5					
1/10/2017								20.4	
1/23/2017									372
2/7/2017									351
2/13/2017									
2/14/2017								20.9	
2/15/2017					163				
2/16/2017									
2/17/2017	221	434	41						
2/20/2017				40.7		823	323		
3/27/2017									417
4/13/2017									
4/14/2017								20.7 (J)	
4/17/2017									415
4/18/2017					155				
4/19/2017	240		39.4			893 (J)	298		
4/20/2017		422		40.7					
5/22/2017									885
5/25/2017								22.8 (J)	
5/26/2017									
5/30/2017									
6/1/2017	286		42.3	44.2					
6/2/2017					156				
6/5/2017		398				1080	310		413
7/7/2017									
7/10/2017								22.3	
7/11/2017									449
7/12/2017									

Prediction Limit

Constituent: Calcium (mg/L) Analysis Run 11/15/2022 7:53 PM View: Interwell PL

Plant Bowen Client: Southern Company Data: Bowen AP-1

	BGWC-20	BGWC-22	BGWC-21	BGWC-25	BGWC-7	BGWC-24	BGWC-23	BGWA-29 (bg)	BGWC-30
7/13/2017									
7/14/2017					157				
7/17/2017				41.9		1120	319		
7/18/2017	244		40.9						
7/19/2017		461							
8/23/2017									409
10/9/2017									
10/10/2017								4.09	339
10/11/2017	222			41.1	137	1310	438		
10/12/2017		515	43.3						
6/12/2018								20.3 (J)	
6/13/2018	234				151	970	385		
6/14/2018		482	39.4	44.8					
6/15/2018									198
10/16/2018								19.4 (J)	
10/17/2018									
10/18/2018					154				
10/19/2018			40.6						
10/22/2018	241	575		52.2		1150	424		230
4/1/2019								24.6	
4/2/2019					140				181
4/3/2019	220	458	43.4			945	396		
4/4/2019				54.8					
5/2/2019		647							
9/23/2019								19.2	
9/24/2019					151				
9/25/2019									
9/26/2019	243								
9/27/2019		658					533		103
9/30/2019			43.2	47.8		1050			
2/19/2020								20.8	
2/21/2020									
2/25/2020		445							
2/26/2020									85.3
3/18/2020								22.4	
3/19/2020					142				
3/20/2020		514	48.2						
3/23/2020	253						602		107
3/24/2020				49.6					
3/25/2020						1100			
5/22/2020									
5/25/2020									
6/23/2020									
7/28/2020									
9/2/2020									
9/3/2020									
9/23/2020								20.1	
9/24/2020		750	42				647		
9/25/2020					138	998			93.3
9/28/2020	273			50.7					
10/1/2020									
11/10/2020									

Prediction Limit

Constituent: Calcium (mg/L) Analysis Run 11/15/2022 7:53 PM View: Interwell PL

Plant Bowen Client: Southern Company Data: Bowen AP-1

	BGWC-20	BGWC-22	BGWC-21	BGWC-25	BGWC-7	BGWC-24	BGWC-23	BGWA-29 (bg)	BGWC-30
12/15/2020									
1/20/2021									
3/23/2021								22.1	
3/24/2021									
3/25/2021									81.1
3/26/2021				52.8		821	717		
3/29/2021	296	714	46.6						
3/30/2021					145				
4/1/2021									
7/19/2021		693				717	728		
7/20/2021									87.8
8/16/2021								21.5	
8/18/2021									
8/19/2021				51.2	141				109
8/20/2021	262		45.1						
8/23/2021		681				827	638		
8/25/2021									
11/1/2021		708				808	695		108
2/9/2022									
2/10/2022								20.3	
2/11/2022					148				
2/14/2022							740		129
2/15/2022		680				791			
2/16/2022	288		44.1	51.4					
7/26/2022								20	
7/27/2022	284			52.1					
7/28/2022			43.1		136				
8/1/2022							559		111
8/2/2022		717				90			
8/3/2022									
10/21/2022						600 (R)			

Prediction Limit

Constituent: Calcium (mg/L) Analysis Run 11/15/2022 7:53 PM View: Interwell PL

Plant Bowen Client: Southern Company Data: Bowen AP-1

	BGWA-33 (bg)	BGWC-14A	BGWA-47D (bg)	BGWA-48D (bg)
6/6/2016				
6/7/2016				
6/8/2016				
6/9/2016				
8/9/2016				
8/10/2016				
8/11/2016				
8/12/2016				
8/15/2016				
8/16/2016				
8/18/2016				
8/22/2016				
10/3/2016				
10/4/2016				
10/5/2016				
10/6/2016				
10/7/2016				
10/10/2016				
11/29/2016				
12/1/2016				
12/2/2016				
12/5/2016				
12/6/2016				
12/7/2016				
12/8/2016				
1/10/2017				
1/23/2017				
2/7/2017				
2/13/2017				
2/14/2017				
2/15/2017				
2/16/2017				
2/17/2017				
2/20/2017				
3/27/2017				
4/13/2017				
4/14/2017				
4/17/2017				
4/18/2017				
4/19/2017				
4/20/2017				
5/22/2017				
5/25/2017				
5/26/2017				
5/30/2017				
6/1/2017				
6/2/2017				
6/5/2017				
7/7/2017				
7/10/2017				
7/11/2017				
7/12/2017				

Prediction Limit

Constituent: Calcium (mg/L) Analysis Run 11/15/2022 7:53 PM View: Interwell PL

Plant Bowen Client: Southern Company Data: Bowen AP-1

	BGWA-33 (bg)	BGWC-14A	BGWA-47D (bg)	BGWA-48D (bg)
7/13/2017				
7/14/2017				
7/17/2017				
7/18/2017				
7/19/2017				
8/23/2017				
10/9/2017				
10/10/2017				
10/11/2017				
10/12/2017				
6/12/2018				
6/13/2018				
6/14/2018				
6/15/2018				
10/16/2018				
10/17/2018				
10/18/2018				
10/19/2018				
10/22/2018				
4/1/2019				
4/2/2019				
4/3/2019	44.9			
4/4/2019				
5/2/2019				
9/23/2019				
9/24/2019				
9/25/2019				
9/26/2019				
9/27/2019	41.2			
9/30/2019				
2/19/2020				
2/21/2020	50.1			
2/25/2020				
2/26/2020				
3/18/2020				
3/19/2020				
3/20/2020	52.2			
3/23/2020				
3/24/2020				
3/25/2020				
5/22/2020		73.4	74	
5/25/2020				36.5
6/23/2020		80.1	99.5	39.4
7/28/2020		140	96.2	40.3
9/2/2020		159	109	
9/3/2020				51.8
9/23/2020				
9/24/2020				
9/25/2020	51.8			
9/28/2020				
10/1/2020		162	107	61.9
11/10/2020		170	117	80.3

Prediction Limit

Constituent: Calcium (mg/L) Analysis Run 11/15/2022 7:53 PM View: Interwell PL

Plant Bowen Client: Southern Company Data: Bowen AP-1

	BGWA-33 (bg)	BGWC-14A	BGWA-47D (bg)	BGWA-48D (bg)
12/15/2020		169	110	70.3
1/20/2021		157	111	67.5
3/23/2021				
3/24/2021		91.9		
3/25/2021			109	68.3
3/26/2021				
3/29/2021				
3/30/2021				
4/1/2021	49.5			
7/19/2021				
7/20/2021				
8/16/2021			108	61
8/18/2021		166		
8/19/2021				
8/20/2021				
8/23/2021				
8/25/2021	46.3			
11/1/2021				
2/9/2022		97.5	112	46.3
2/10/2022				
2/11/2022				
2/14/2022				
2/15/2022				
2/16/2022	47.5			
7/26/2022		185	105	34.5
7/27/2022				
7/28/2022				
8/1/2022				
8/2/2022				
8/3/2022	69.4			
10/21/2022				

Prediction Limit

Constituent: Chloride (mg/L) Analysis Run 11/15/2022 7:53 PM View: Interwell PL

Plant Bowen Client: Southern Company Data: Bowen AP-1

	BGWA-2 (bg)	BGWC-9	BGWC-16	BGWC-17	BGWC-12	BGWC-10	BGWC-8	BGWC-19	BGWC-18
6/6/2016	2.9	27							
6/7/2016			37	26	44	19	2		
6/8/2016								23	48
6/9/2016									
8/9/2016	2.5								
8/10/2016							2.1		
8/11/2016		30	41	34					
8/12/2016					43			26	27
8/15/2016									
8/16/2016						20			
8/18/2016									
8/22/2016									
10/3/2016	2.5								
10/4/2016							2.3		
10/5/2016		36							
10/6/2016					41				
10/7/2016			44	38		21		41	72
10/10/2016									
11/29/2016	2.6								
12/1/2016									
12/2/2016							2.1		
12/5/2016		40			41				
12/6/2016			48	45		22			73
12/7/2016								23	
12/8/2016									
1/10/2017									
1/23/2017									
2/7/2017									
2/13/2017	2.1								
2/14/2017							2		
2/15/2017		38			39				
2/16/2017			46	40		22		31	19
2/17/2017									
2/20/2017									
3/27/2017									
4/13/2017	2.1								
4/14/2017							1.7		
4/17/2017		35							
4/18/2017			41		39	21			
4/19/2017				38				30	13
4/20/2017									
5/22/2017									
5/25/2017	2.4								
5/26/2017		35					1.6		
5/30/2017			38	41					
6/1/2017								13	8
6/2/2017					37	20			
6/5/2017									
7/7/2017	1.9								
7/10/2017							1.5		
7/11/2017		33							
7/12/2017						23			

Prediction Limit

Constituent: Chloride (mg/L) Analysis Run 11/15/2022 7:53 PM View: Interwell PL

Plant Bowen Client: Southern Company Data: Bowen AP-1

	BGWA-2 (bg)	BGWC-9	BGWC-16	BGWC-17	BGWC-12	BGWC-10	BGWC-8	BGWC-19	BGWC-18
7/13/2017					38				
7/14/2017			35	36				19	11
7/17/2017									
7/18/2017									
7/19/2017									
8/23/2017									
10/9/2017	1.9								
10/10/2017		35			38		1.9		
10/11/2017			36	45		24		19	24
10/12/2017									
6/12/2018	3.4	21.3	27.2				2.3		
6/13/2018									
6/14/2018				33.3	30.5	23.1			7.3
6/15/2018								9.3	
10/16/2018	3.3						2.6		
10/17/2018		29.4		41.8	30.7				
10/18/2018			25.2			26.9			10.9
10/19/2018								15.3	
10/22/2018									
4/1/2019	4.2	13.4			24.1		1.8		
4/2/2019			20.3	18.7		24.1			4.5
4/3/2019								9.7	
4/4/2019									
5/2/2019	4.3								
9/23/2019	3.1								
9/24/2019		13.2					1.5		
9/25/2019					23.6	25.1			
9/26/2019			28.7	47.1				26	60.5
9/27/2019									
9/30/2019									
2/19/2020									
2/21/2020									
2/25/2020									
2/26/2020									
3/18/2020	3.1						1.5		
3/19/2020		7.3	22	21.9	20.5				
3/20/2020								6.6	5.3
3/23/2020						20.8			
3/24/2020									
3/25/2020									
5/22/2020									
5/25/2020									
6/23/2020									
7/28/2020									
9/2/2020									
9/3/2020									
9/23/2020	4.2						1.5		
9/24/2020		9.2	28.8	50.1		25.4			30.3
9/25/2020					20.2				
9/28/2020								8.6	
10/1/2020									
11/10/2020									

Prediction Limit

Constituent: Chloride (mg/L) Analysis Run 11/15/2022 7:53 PM View: Interwell PL

Plant Bowen Client: Southern Company Data: Bowen AP-1

	BGWA-2 (bg)	BGWC-9	BGWC-16	BGWC-17	BGWC-12	BGWC-10	BGWC-8	BGWC-19	BGWC-18
12/15/2020									
1/20/2021									
3/23/2021									
3/24/2021		8	24	35.6	18.4		1.5		6.1
3/25/2021									
3/26/2021	3.6							5.8	
3/29/2021									
3/30/2021						23.8			
4/1/2021									
7/19/2021									
7/20/2021									
8/16/2021	3.4								
8/18/2021		8.5	19.9		15.8	25.1	1.7		
8/19/2021				38.2					10.4
8/20/2021								4.4	
8/23/2021									
8/25/2021									
11/1/2021									
2/9/2022	3.7								
2/10/2022		8.9					1.6		
2/11/2022			22.3	38.5	16.4	28.2			
2/14/2022									
2/15/2022									
2/16/2022								6.7	7.7
7/26/2022	3.2	10.9					1.6		
7/27/2022			23.1	43.2	16.2			7.8	14.9
7/28/2022						30			
8/1/2022									
8/2/2022									
8/3/2022									
10/21/2022									

Prediction Limit

Constituent: Chloride (mg/L) Analysis Run 11/15/2022 7:53 PM View: Interwell PL

Plant Bowen Client: Southern Company Data: Bowen AP-1

	BGWC-20	BGWC-22	BGWC-21	BGWC-25	BGWC-7	BGWC-24	BGWC-23	BGWA-29 (bg)	BGWC-30
6/6/2016									
6/7/2016									
6/8/2016	130	440	7.1	6.4	11				
6/9/2016						1900	480		
8/9/2016									
8/10/2016									
8/11/2016					11				
8/12/2016	130								
8/15/2016				4.3					
8/16/2016									
8/18/2016		500	6.9			1600	400		
8/22/2016								4.2	
10/3/2016									
10/4/2016								2.1	
10/5/2016									
10/6/2016					11				
10/7/2016									
10/10/2016	140	480	7.1	3.5		1400	390		
11/29/2016									
12/1/2016								1.8	
12/2/2016									
12/5/2016									
12/6/2016					11				
12/7/2016	130					970	450		
12/8/2016		540	6.3	2.8					
1/10/2017								1.6	
1/23/2017									780
2/7/2017									780
2/13/2017									
2/14/2017								1.9	
2/15/2017					12				
2/16/2017									
2/17/2017	140	570	5.6						
2/20/2017				4.2		1900	470		
3/27/2017									790
4/13/2017									
4/14/2017								1.5	
4/17/2017									770
4/18/2017					12				
4/19/2017	140		5			1900	420		
4/20/2017		740		4.1					
5/22/2017									890
5/25/2017								1.5	
5/26/2017									
5/30/2017									
6/1/2017	130		4.9	4.4					
6/2/2017					11				
6/5/2017		530				1900	450		870
7/7/2017									
7/10/2017								1.6	
7/11/2017									840
7/12/2017									

Prediction Limit

Constituent: Chloride (mg/L) Analysis Run 11/15/2022 7:53 PM View: Interwell PL

Plant Bowen Client: Southern Company Data: Bowen AP-1

	BGWC-20	BGWC-22	BGWC-21	BGWC-25	BGWC-7	BGWC-24	BGWC-23	BGWA-29 (bg)	BGWC-30
7/13/2017									
7/14/2017					11				
7/17/2017				5		2100	470		
7/18/2017	140		4.2						
7/19/2017		540							
8/23/2017									800
10/9/2017									
10/10/2017								1.7	730
10/11/2017	130			4.1	12	1600	510		
10/12/2017		700	4.8						
6/12/2018								1.8	
6/13/2018	150				10.8	1880	598		
6/14/2018		725	3.3	3.4					
6/15/2018									390
10/16/2018								1.5	
10/17/2018									
10/18/2018					11.7				
10/19/2018			4.1						
10/22/2018	149	827		3.9		2050	639		400
4/1/2019								1.6	
4/2/2019					9.4				333
4/3/2019	144	856	5			1890	679		
4/4/2019				3.8					
5/2/2019		999							
9/23/2019								1.2	
9/24/2019					8				
9/25/2019									
9/26/2019	128								
9/27/2019		996					918		143
9/30/2019			4.7	5.2		2040			
2/19/2020								1.3	
2/21/2020									
2/25/2020		547							
2/26/2020									100
3/18/2020								1.4	
3/19/2020					8.4				
3/20/2020		665	4.2						
3/23/2020	125						788		117
3/24/2020				3.6					
3/25/2020						1670			
5/22/2020									
5/25/2020									
6/23/2020									
7/28/2020									
9/2/2020									
9/3/2020									
9/23/2020								1.1	
9/24/2020		1050	4				988		
9/25/2020					13.1	1640			127
9/28/2020	152			5.6					
10/1/2020									
11/10/2020									

Prediction Limit

Constituent: Chloride (mg/L) Analysis Run 11/15/2022 7:53 PM View: Interwell PL

Plant Bowen Client: Southern Company Data: Bowen AP-1

	BGWC-20	BGWC-22	BGWC-21	BGWC-25	BGWC-7	BGWC-24	BGWC-23	BGWA-29 (bg)	BGWC-30
12/15/2020									
1/20/2021									
3/23/2021								1.2	
3/24/2021									
3/25/2021									85.5
3/26/2021				5.7		1240	928		
3/29/2021	131	886	5						
3/30/2021					8.8				
4/1/2021									
7/19/2021		579				575	570		
7/20/2021									95.3
8/16/2021								1.1	
8/18/2021									
8/19/2021				5.1	7.6				117
8/20/2021	144		4.4						
8/23/2021		879				1250	898		
8/25/2021									
11/1/2021		744				661	688		133
2/9/2022									
2/10/2022								1.2	
2/11/2022					8				
2/14/2022							925		146
2/15/2022		789				1120			
2/16/2022	141		4	5.7					
7/26/2022								0.97 (J)	
7/27/2022	169			6.2					
7/28/2022			4.7		8.9				
8/1/2022							794		114
8/2/2022		828				17.1			
8/3/2022									
10/21/2022						836 (R)			

Prediction Limit

Constituent: Chloride (mg/L) Analysis Run 11/15/2022 7:53 PM View: Interwell PL

Plant Bowen Client: Southern Company Data: Bowen AP-1

	BGWA-33 (bg)	BGWC-14A	BGWA-47D (bg)	BGWA-48D (bg)
6/6/2016				
6/7/2016				
6/8/2016				
6/9/2016				
8/9/2016				
8/10/2016				
8/11/2016				
8/12/2016				
8/15/2016				
8/16/2016				
8/18/2016				
8/22/2016				
10/3/2016				
10/4/2016				
10/5/2016				
10/6/2016				
10/7/2016				
10/10/2016				
11/29/2016				
12/1/2016				
12/2/2016				
12/5/2016				
12/6/2016				
12/7/2016				
12/8/2016				
1/10/2017				
1/23/2017				
2/7/2017				
2/13/2017				
2/14/2017				
2/15/2017				
2/16/2017				
2/17/2017				
2/20/2017				
3/27/2017				
4/13/2017				
4/14/2017				
4/17/2017				
4/18/2017				
4/19/2017				
4/20/2017				
5/22/2017				
5/25/2017				
5/26/2017				
5/30/2017				
6/1/2017				
6/2/2017				
6/5/2017				
7/7/2017				
7/10/2017				
7/11/2017				
7/12/2017				

Prediction Limit

Constituent: Chloride (mg/L) Analysis Run 11/15/2022 7:53 PM View: Interwell PL

Plant Bowen Client: Southern Company Data: Bowen AP-1

	BGWA-33 (bg)	BGWC-14A	BGWA-47D (bg)	BGWA-48D (bg)
7/13/2017				
7/14/2017				
7/17/2017				
7/18/2017				
7/19/2017				
8/23/2017				
10/9/2017				
10/10/2017				
10/11/2017				
10/12/2017				
6/12/2018				
6/13/2018				
6/14/2018				
6/15/2018				
10/16/2018				
10/17/2018				
10/18/2018				
10/19/2018				
10/22/2018				
4/1/2019				
4/2/2019				
4/3/2019	5.2			
4/4/2019				
5/2/2019				
9/23/2019				
9/24/2019				
9/25/2019				
9/26/2019				
9/27/2019	394 (o)			
9/30/2019				
2/19/2020				
2/21/2020	2.6			
2/25/2020				
2/26/2020				
3/18/2020				
3/19/2020				
3/20/2020	4			
3/23/2020				
3/24/2020				
3/25/2020				
5/22/2020		32	6.6	
5/25/2020				4
6/23/2020		15.7	5.9	5.5
7/28/2020		20.6	5.9	4.6
9/2/2020		18.9	6	
9/3/2020				6.3
9/23/2020				
9/24/2020				
9/25/2020	3.3			
9/28/2020				
10/1/2020		18.6	6	7.5
11/10/2020		19.6	5.5	7.7

Prediction Limit

Constituent: Chloride (mg/L) Analysis Run 11/15/2022 7:53 PM View: Interwell PL

Plant Bowen Client: Southern Company Data: Bowen AP-1

	BGWA-33 (bg)	BGWC-14A	BGWA-47D (bg)	BGWA-48D (bg)
12/15/2020		20.7	6.3	8
1/20/2021		21.9	5.7	7.2
3/23/2021				
3/24/2021		14.1		
3/25/2021			5.7	7.5
3/26/2021				
3/29/2021				
3/30/2021				
4/1/2021	2.9			
7/19/2021				
7/20/2021				
8/16/2021			5.7	8
8/18/2021		17.1		
8/19/2021				
8/20/2021				
8/23/2021				
8/25/2021	3.3			
11/1/2021				
2/9/2022		10.8	5.4	8.9
2/10/2022				
2/11/2022				
2/14/2022				
2/15/2022				
2/16/2022	2.8			
7/26/2022		19.6	5.5	4.6
7/27/2022				
7/28/2022				
8/1/2022				
8/2/2022				
8/3/2022	3.4			
10/21/2022				

Prediction Limit

Constituent: Fluoride (mg/L) Analysis Run 11/15/2022 7:53 PM View: Interwell PL

Plant Bowen Client: Southern Company Data: Bowen AP-1

	BGWA-2 (bg)	BGWC-9	BGWC-16	BGWC-17	BGWC-12	BGWC-10	BGWC-8	BGWC-19	BGWC-18
6/6/2016	0.11 (J)	0.12 (J)							
6/7/2016			<0.1	0.15 (J)	<0.1	0.09 (J)	<0.1		
6/8/2016								<0.1	0.1 (J)
6/9/2016									
8/9/2016	0.09 (J)								
8/10/2016							0.07 (J)		
8/11/2016		0.27 (J)	0.12 (J)	0.3 (J)					
8/12/2016					0.08 (J)			0.2 (J)	0.39
8/15/2016									
8/16/2016						0.09 (J)			
8/18/2016									
8/22/2016									
10/3/2016	0.11 (J)								
10/4/2016							0.07 (J)		
10/5/2016		0.12 (J)							
10/6/2016					0.06 (J)				
10/7/2016			0.08 (J)	0.14 (J)		0.17 (J)		0.07 (J)	0.16 (J)
10/10/2016									
11/29/2016	0.11 (J)								
12/1/2016									
12/2/2016							0.09 (J)		
12/5/2016		0.26 (J)			0.12 (J)				
12/6/2016			0.24 (J)	0.19 (J)		0.16 (J)			0.32
12/7/2016								0.09 (J)	
12/8/2016									
1/10/2017									
1/23/2017									
2/7/2017									
2/13/2017	0.12 (J)								
2/14/2017							0.02 (J)		
2/15/2017		0.46			0.33				
2/16/2017			0.31	0.51		0.38		0.6	0.38
2/17/2017									
2/20/2017									
3/27/2017									
4/13/2017	0.1 (J)								
4/14/2017							0.02 (J)		
4/17/2017		0.14 (J)							
4/18/2017			0.02 (J)		0.006 (J)	0.12 (J)			
4/19/2017				0.18 (J)				0.09 (J)	0.08 (J)
4/20/2017									
5/22/2017									
5/25/2017	0.08 (J)								
5/26/2017		0.13 (J)					0.02 (J)		
5/30/2017			0.51	0.15 (J)					
6/1/2017								0.05 (J)	0.09 (J)
6/2/2017					0.04 (J)	0.03 (J)			
6/5/2017									
7/7/2017	0.13 (J)								
7/10/2017							0.03 (J)		
7/11/2017		0.2 (J)							
7/12/2017						0.15 (J)			

Prediction Limit

Constituent: Fluoride (mg/L) Analysis Run 11/15/2022 7:53 PM View: Interwell PL

Plant Bowen Client: Southern Company Data: Bowen AP-1

	BGWA-2 (bg)	BGWC-9	BGWC-16	BGWC-17	BGWC-12	BGWC-10	BGWC-8	BGWC-19	BGWC-18
7/13/2017					0.17 (J)				
7/14/2017			0.14 (J)	0.16 (J)				0.08 (J)	0.06 (J)
7/17/2017									
7/18/2017									
7/19/2017									
8/23/2017									
10/9/2017	0.11 (J)								
10/10/2017		0.61			0.08 (J)		<0.1		
10/11/2017			0.29 (J)	0.64		0.07 (J)		0.11 (J)	0.14 (J)
10/12/2017									
3/26/2018	<0.1						<0.1		
3/27/2018		0.36	<0.1	0.33		<0.1		<0.1	<0.1
3/28/2018					<0.1				
3/29/2018									
6/12/2018	0.086 (J)	0.13 (J)	0.061 (J)				0.061 (J)		
6/13/2018									
6/14/2018				0.11 (J)	<0.1	0.046 (J)			0.095 (J)
6/15/2018								0.07 (J)	
10/16/2018	0.06 (J)						<0.1		
10/17/2018		0.13 (J)		<0.1	<0.1				
10/18/2018			<0.1			<0.1			0.054 (J)
10/19/2018								0.17 (J)	
10/22/2018									
2/25/2019	<0.1		0.13 (J)				<0.1		
2/27/2019				0.26 (J)					<0.1
2/28/2019					0.18 (J)	0.14 (J)			
3/1/2019								0.14 (J)	
4/1/2019	0.047 (J)	0.33			0.065 (J)		<0.1		
4/2/2019			0.23 (J)	0.14 (J)		0.044 (J)			0.044 (J)
4/3/2019								0.051 (J)	
4/4/2019									
5/2/2019	<0.1								
9/23/2019	0.076 (J)								
9/24/2019		0.096 (J)					<0.1		
9/25/2019					0.13 (J)	0.075 (J)			
9/26/2019			<0.1	0.071 (J)				<0.1	0.052 (J)
9/27/2019									
9/30/2019									
2/18/2020	<0.1								
2/19/2020							<0.1		
2/20/2020		0.063 (J)	<0.1			<0.1			
2/21/2020									
2/24/2020				0.11 (J)	0.051 (J)			0.05 (J)	<0.1
2/25/2020									
2/26/2020									
3/18/2020	<0.1						<0.1		
3/19/2020		0.074 (J)	0.052 (J)	0.12 (J)	<0.1				
3/20/2020								<0.1	<0.1
3/23/2020						<0.1			
3/24/2020									
3/25/2020									
5/22/2020									

Prediction Limit

Constituent: Fluoride (mg/L) Analysis Run 11/15/2022 7:53 PM View: Interwell PL

Plant Bowen Client: Southern Company Data: Bowen AP-1

	BGWA-2 (bg)	BGWC-9	BGWC-16	BGWC-17	BGWC-12	BGWC-10	BGWC-8	BGWC-19	BGWC-18
5/25/2020									
6/23/2020									
7/28/2020									
9/2/2020									
9/3/2020									
9/23/2020	<0.1						<0.1		
9/24/2020		0.091 (J)	0.059 (J)	0.12		<0.1			0.058 (J)
9/25/2020					<0.1				
9/28/2020								<0.1	
10/1/2020									
11/10/2020									
12/15/2020									
1/20/2021									
2/16/2021	<0.1						<0.1		
2/17/2021		0.086 (J)							
2/18/2021			0.064 (J)	0.1		<0.1		<0.1	<0.1
2/19/2021					<0.1				
2/23/2021									
3/8/2021									
3/23/2021									
3/24/2021		0.075 (J)	0.053 (J)	0.11	<0.1		<0.1		<0.1
3/25/2021									
3/26/2021	<0.1							0.053 (J)	
3/29/2021									
3/30/2021						<0.1			
4/1/2021									
7/19/2021									
7/20/2021									
8/16/2021	<0.1								
8/18/2021		0.073 (J)	<0.1		<0.1	<0.1	<0.1		
8/19/2021				0.097 (J)					<0.1
8/20/2021								<0.1	
8/23/2021									
8/25/2021									
11/1/2021									
2/9/2022	<0.1								
2/10/2022		0.071 (J)					<0.1		
2/11/2022			0.056 (J)	0.1	<0.1	<0.1			
2/14/2022									
2/15/2022									
2/16/2022								<0.1	<0.1
7/26/2022	0.066 (J)	0.11					0.067 (J)		
7/27/2022			0.091 (J)	0.13	0.081 (J)			0.071 (J)	0.081 (J)
7/28/2022						0.064 (J)			
8/1/2022									
8/2/2022									
8/3/2022									
10/21/2022									

Prediction Limit

Constituent: Fluoride (mg/L) Analysis Run 11/15/2022 7:53 PM View: Interwell PL

Plant Bowen Client: Southern Company Data: Bowen AP-1

	BGWC-20	BGWC-22	BGWC-21	BGWC-25	BGWC-7	BGWC-24	BGWC-23	BGWA-29 (bg)	BGWC-30
6/6/2016									
6/7/2016									
6/8/2016	0.09 (J)	0.43	<0.1	0.14 (J)	0.19 (J)				
6/9/2016						<0.1	0.12 (J)		
8/9/2016									
8/10/2016									
8/11/2016					0.15 (J)				
8/12/2016	0.04 (J)								
8/15/2016				0.08 (J)					
8/16/2016									
8/18/2016		0.3 (J)	0.09 (J)			0.24 (J)	0.08 (J)		
8/22/2016								0.04 (J)	
10/3/2016									
10/4/2016								0.06 (J)	
10/5/2016									
10/6/2016					0.17 (J)				
10/7/2016									
10/10/2016	0.06 (J)	0.32	0.04 (J)	0.1 (J)		0.3	0.09 (J)		
11/29/2016									
12/1/2016								0.08 (J)	
12/2/2016									
12/5/2016									
12/6/2016					0.22 (J)				
12/7/2016	0.07 (J)					0.05 (J)	0.08 (J)		
12/8/2016		0.26 (J)	0.08 (J)	0.06 (J)					
1/10/2017								0.03 (J)	
1/23/2017									0.06 (J)
2/7/2017									0.09 (J)
2/13/2017									
2/14/2017								<0.1	
2/15/2017					0.18 (J)				
2/16/2017									
2/17/2017	0.06 (J)	0.39	0.08 (J)						
2/20/2017				0.16 (J)		0.65	0.09 (J)		
3/27/2017									0.09 (J)
4/13/2017									
4/14/2017								0.01 (J)	
4/17/2017									0.36
4/18/2017					0.11 (J)				
4/19/2017	0.005 (J)		0.04 (J)			0.21 (J)	0.03 (J)		
4/20/2017		0.34		0.02 (J)					
5/22/2017									0.05 (J)
5/25/2017								0.005 (J)	
5/26/2017									
5/30/2017									
6/1/2017	0.65		0.03 (J)	0.04 (J)					
6/2/2017					0.07 (J)				
6/5/2017		0.29 (J)				0.05 (J)	<0.1		0.32
7/7/2017									
7/10/2017								0.06 (J)	
7/11/2017									0.13 (J)
7/12/2017									

Prediction Limit

Constituent: Fluoride (mg/L) Analysis Run 11/15/2022 7:53 PM View: Interwell PL

Plant Bowen Client: Southern Company Data: Bowen AP-1

	BGWC-20	BGWC-22	BGWC-21	BGWC-25	BGWC-7	BGWC-24	BGWC-23	BGWA-29 (bg)	BGWC-30
7/13/2017									
7/14/2017					0.23 (J)				
7/17/2017				0.07 (J)		2.5	0.09 (J)		
7/18/2017	0.36		0.08 (J)						
7/19/2017		0.33							
8/23/2017									0.17 (J)
10/9/2017									
10/10/2017								<0.1	0.35
10/11/2017	<0.1			0.11 (J)	0.1 (J)	1.8	0.09 (J)		
10/12/2017		0.31	0.12 (J)						
3/26/2018								<0.1	0.75
3/27/2018					<0.1				
3/28/2018	<0.1		<0.1	<0.1					
3/29/2018		0.58				2	<0.1		
6/12/2018								0.053 (J)	
6/13/2018	0.038 (J)				0.25 (J)	3.1	0.71		
6/14/2018		0.15 (J)	<0.1	<0.1					
6/15/2018									0.51
10/16/2018								<0.1	
10/17/2018									
10/18/2018					0.047 (J)				
10/19/2018			<0.1						
10/22/2018	<0.1	0.78		<0.1		3.1	0.81		0.44
2/25/2019									
2/27/2019	0.13 (J)							<0.1	
2/28/2019					0.23 (J)				
3/1/2019		0.34		0.12 (J)		1	0.38		0.24 (J)
4/1/2019								<0.1	
4/2/2019					0.22 (J)				0.68
4/3/2019	0.072 (J)	0.23 (J)	0.032 (J)			3	0.1 (J)		
4/4/2019				<0.1					
5/2/2019		1.4							
9/23/2019								<0.1	
9/24/2019					0.12 (J)				
9/25/2019									
9/26/2019	<0.1								
9/27/2019		1					0.54		0.13 (J)
9/30/2019			0.066 (J)	0.065 (J)		1.2			
2/18/2020									
2/19/2020								<0.1	
2/20/2020									
2/21/2020					0.12 (J)				
2/24/2020	<0.1								
2/25/2020		0.24 (J)					0.066 (J)		
2/26/2020			<0.1	<0.1		0.064 (J)			0.057 (J)
3/18/2020								<0.1	
3/19/2020					0.12 (J)				
3/20/2020		0.23 (J)	<0.1						
3/23/2020	<0.1						0.056 (J)		0.054 (J)
3/24/2020				<0.1					
3/25/2020						0.056 (J)			
5/22/2020									

Prediction Limit

Constituent: Fluoride (mg/L) Analysis Run 11/15/2022 7:53 PM View: Interwell PL

Plant Bowen Client: Southern Company Data: Bowen AP-1

	BGWC-20	BGWC-22	BGWC-21	BGWC-25	BGWC-7	BGWC-24	BGWC-23	BGWA-29 (bg)	BGWC-30
5/25/2020									
6/23/2020									
7/28/2020									
9/2/2020									
9/3/2020									
9/23/2020								<0.1	
9/24/2020		0.24	<0.1				0.062 (J)		
9/25/2020					0.11	0.054 (J)			<0.1
9/28/2020	<0.1			<0.1					
10/1/2020									
11/10/2020									
12/15/2020									
1/20/2021									
2/16/2021								<0.1	
2/17/2021									
2/18/2021	<0.1				0.13				
2/19/2021		0.2	<0.1			0.14	<0.1		
2/23/2021				<0.1					
3/8/2021									<0.1
3/23/2021								<0.1	
3/24/2021									
3/25/2021									<0.1
3/26/2021				<0.1		0.095 (J)	0.054 (J)		
3/29/2021	<0.1	0.22	<0.1						
3/30/2021					0.18				
4/1/2021									
7/19/2021		0.24				0.13	0.065 (J)		
7/20/2021									<0.1
8/16/2021								<0.1	
8/18/2021									
8/19/2021				<0.1	0.12				<0.1
8/20/2021	<0.1		<0.1						
8/23/2021		0.23				0.12	<0.1		
8/25/2021									
11/1/2021		0.25				0.15	0.068 (J)		0.055 (J)
2/9/2022									
2/10/2022								<0.1	
2/11/2022					0.12				
2/14/2022							<0.1		0.075 (J)
2/15/2022		0.24				<0.1			
2/16/2022	<0.1		<0.1	<0.1					
7/26/2022								0.058 (J)	
7/27/2022	0.062 (J)			0.051 (J)					
7/28/2022			<0.1		0.16				
8/1/2022							0.07 (J)		0.09 (J)
8/2/2022		0.19				0.097 (J)			
8/3/2022									
10/21/2022						0.14 (R)			

Prediction Limit

Constituent: Fluoride (mg/L) Analysis Run 11/15/2022 7:53 PM View: Interwell PL

Plant Bowen Client: Southern Company Data: Bowen AP-1

	BGWA-33 (bg)	BGWA-47D (bg)	BGWC-14A	BGWA-48D (bg)
6/6/2016				
6/7/2016				
6/8/2016				
6/9/2016				
8/9/2016				
8/10/2016				
8/11/2016				
8/12/2016				
8/15/2016				
8/16/2016				
8/18/2016				
8/22/2016				
10/3/2016				
10/4/2016				
10/5/2016				
10/6/2016				
10/7/2016				
10/10/2016				
11/29/2016				
12/1/2016				
12/2/2016				
12/5/2016				
12/6/2016				
12/7/2016				
12/8/2016				
1/10/2017				
1/23/2017				
2/7/2017				
2/13/2017				
2/14/2017				
2/15/2017				
2/16/2017				
2/17/2017				
2/20/2017				
3/27/2017				
4/13/2017				
4/14/2017				
4/17/2017				
4/18/2017				
4/19/2017				
4/20/2017				
5/22/2017				
5/25/2017				
5/26/2017				
5/30/2017				
6/1/2017				
6/2/2017				
6/5/2017				
7/7/2017				
7/10/2017				
7/11/2017				
7/12/2017				

Prediction Limit

Constituent: Fluoride (mg/L) Analysis Run 11/15/2022 7:53 PM View: Interwell PL

Plant Bowen Client: Southern Company Data: Bowen AP-1

	BGWA-33 (bg)	BGWA-47D (bg)	BGWC-14A	BGWA-48D (bg)
7/13/2017				
7/14/2017				
7/17/2017				
7/18/2017				
7/19/2017				
8/23/2017				
10/9/2017				
10/10/2017				
10/11/2017				
10/12/2017				
3/26/2018				
3/27/2018				
3/28/2018				
3/29/2018				
6/12/2018				
6/13/2018				
6/14/2018				
6/15/2018				
10/16/2018				
10/17/2018				
10/18/2018				
10/19/2018				
10/22/2018				
2/25/2019				
2/27/2019				
2/28/2019				
3/1/2019				
4/1/2019				
4/2/2019				
4/3/2019	0.085 (J)			
4/4/2019				
5/2/2019				
9/23/2019				
9/24/2019				
9/25/2019				
9/26/2019				
9/27/2019	0.33			
9/30/2019				
2/18/2020				
2/19/2020				
2/20/2020				
2/21/2020	0.059 (J)			
2/24/2020				
2/25/2020				
2/26/2020				
3/18/2020				
3/19/2020				
3/20/2020	0.061 (J)			
3/23/2020				
3/24/2020				
3/25/2020				
5/22/2020		0.054 (J)	0.065 (J)	

Prediction Limit

Constituent: Fluoride (mg/L) Analysis Run 11/15/2022 7:53 PM View: Interwell PL

Plant Bowen Client: Southern Company Data: Bowen AP-1

	BGWA-33 (bg)	BGWA-47D (bg)	BGWC-14A	BGWA-48D (bg)
5/25/2020				0.19 (J)
6/23/2020		<0.1	<0.1	0.19
7/28/2020		<0.1	<0.1	0.57
9/2/2020		<0.1	0.061 (J)	
9/3/2020				0.11
9/23/2020				
9/24/2020				
9/25/2020	0.068 (J)			
9/28/2020				
10/1/2020		<0.1	<0.1	0.063 (J)
11/10/2020		<0.1	<0.1	<0.1
12/15/2020		<0.1	0.052	<0.1
1/20/2021		<0.1	<0.1	<0.1
2/16/2021				
2/17/2021		<0.1		<0.1
2/18/2021			0.055 (J)	
2/19/2021	0.062 (J)			
2/23/2021				
3/8/2021				
3/23/2021				
3/24/2021			<0.1	
3/25/2021		<0.1		<0.1
3/26/2021				
3/29/2021				
3/30/2021				
4/1/2021	0.06 (J)			
7/19/2021				
7/20/2021				
8/16/2021		<0.1		<0.1
8/18/2021			<0.1	
8/19/2021				
8/20/2021				
8/23/2021				
8/25/2021	0.088 (J)			
11/1/2021				
2/9/2022		<0.1	<0.1	0.065 (J)
2/10/2022				
2/11/2022				
2/14/2022				
2/15/2022				
2/16/2022	0.061 (J)			
7/26/2022		0.064 (J)	0.082 (J)	0.086 (J)
7/27/2022				
7/28/2022				
8/1/2022				
8/2/2022				
8/3/2022	0.079 (J)			
10/21/2022				

Prediction Limit

Constituent: pH (s.u.) Analysis Run 11/15/2022 7:53 PM View: Interwell PL

Plant Bowen Client: Southern Company Data: Bowen AP-1

	BGWA-2 (bg)	BGWC-9	BGWC-16	BGWC-17	BGWC-12	BGWC-10	BGWC-8	BGWC-19	BGWC-18
6/6/2016	7.69	7.46							
6/7/2016			6.99	7.41	7.56	7.49	7.55		
6/8/2016								6.58	6.93
6/9/2016									
8/9/2016	7.72								
8/10/2016							7.66		
8/11/2016		7.51	6.93	7.39					
8/12/2016					7.47			6.59	6.98
8/15/2016						7.51			
8/18/2016									
8/22/2016									
10/3/2016	7.74								
10/4/2016									
10/5/2016		7.37					7.37		
10/6/2016					7.26	7.58			
10/7/2016			6.79	7.33				6.77	6.91
10/10/2016									
11/29/2016	7.74								
12/1/2016									
12/2/2016							7.67		
12/5/2016		7.42			7.58				
12/6/2016			6.95	7.4		7.44			7.06
12/7/2016								6.63	
12/8/2016									
1/10/2017									
1/23/2017									
2/7/2017									
2/13/2017	7.63								
2/14/2017							7.54		
2/15/2017		7.32			7.32				
2/16/2017			6.8	7.21		7.21		6.55	6.62
2/17/2017									
2/20/2017									
3/27/2017									
4/13/2017	7.57								
4/14/2017							7.63		
4/17/2017		7.23							
4/18/2017			6.9		7.31	7.39			
4/19/2017				7.06				6.5	6.75
4/20/2017									
5/22/2017									
5/25/2017	7.84								
5/26/2017		7.29					7.76		
5/30/2017			6.99	7.51					
6/1/2017								6.27	6.18
6/2/2017					7.36	7.38			
6/5/2017									
7/7/2017	7.82								
7/10/2017							7.7		
7/11/2017		7.34							
7/12/2017						7.37			
7/13/2017					7.24				

Prediction Limit

Constituent: pH (s.u.) Analysis Run 11/15/2022 7:53 PM View: Interwell PL

Plant Bowen Client: Southern Company Data: Bowen AP-1

	BGWA-2 (bg)	BGWC-9	BGWC-16	BGWC-17	BGWC-12	BGWC-10	BGWC-8	BGWC-19	BGWC-18
7/14/2017			6.93	7.39				6.56	6.68
7/17/2017									
7/18/2017									
7/19/2017									
8/23/2017									
10/9/2017	7.8								
10/10/2017		7.28			7.46		7.72		
10/11/2017			6.78	7.3		7.37		6.56	7
10/12/2017									
3/26/2018	7.74						7.71		
3/27/2018		7.38	6.81	7.28		7.51		6.52	6.41
3/28/2018					7.22				
3/29/2018									
6/12/2018	7.88	7.51	7.01				7.71		
6/13/2018									
6/14/2018				7.22	7.35	7.48			6.61
6/15/2018								6.5	
10/16/2018	7.73						7.74		
10/17/2018		7.34		7.37	7.4				
10/18/2018			6.7			7.2			6.67
10/19/2018								6.38	
10/22/2018									
2/25/2019	7.78		6.74				7.75		
2/27/2019				7.38					6.58
2/28/2019					7.28	7.55			
3/1/2019								6.7	
4/1/2019	7.7	7.03			7.23		7.57		
4/2/2019			6.75	7.22		7.54			6.48
4/3/2019								6.58	
4/4/2019									
5/2/2019	7.71								
9/23/2019	7.58								
9/24/2019		7.14					7.53		
9/25/2019					7.1	7.37			
9/26/2019			6.7	7.32				6.55	6.99
9/27/2019									
9/30/2019									
2/18/2020	7.67								
2/19/2020							7.68		
2/20/2020		7.37	6.48			7.46			
2/21/2020									
2/24/2020				7.16	7.28			6.54	6.77
2/25/2020									
2/26/2020									
3/18/2020	7.65						7.73		
3/19/2020		7.35	6.6	7.14	7.18				
3/20/2020								6.56	6.35
3/23/2020						7.51			
3/24/2020									
3/25/2020									
5/22/2020									
5/25/2020									

Prediction Limit

Constituent: pH (s.u.) Analysis Run 11/15/2022 7:53 PM View: Interwell PL

Plant Bowen Client: Southern Company Data: Bowen AP-1

	BGWA-2 (bg)	BGWC-9	BGWC-16	BGWC-17	BGWC-12	BGWC-10	BGWC-8	BGWC-19	BGWC-18
6/23/2020									
7/28/2020									
9/2/2020									
9/3/2020									
9/23/2020	7.32						7.67		
9/24/2020		7.34	6.66	7.2		7.54			7.05
9/25/2020					7.1				
9/28/2020								6.45	
10/1/2020									
11/10/2020									
12/15/2020									
1/20/2021									
2/16/2021	7.75						7.69		
2/17/2021		7.43							
2/18/2021			6.66	7.33		7.54		6.66	6.48
2/19/2021					7				
2/23/2021									
3/8/2021									
3/23/2021									
3/24/2021		7.26	6.7	7.27	7.04		7.66		6.48
3/25/2021									
3/26/2021	7.63							6.61	
3/29/2021									
3/30/2021						7.41			
4/1/2021									
7/19/2021									
7/20/2021									
8/16/2021	7.46								
8/18/2021		7.49	6.66		7.09	7.34	7.7		
8/19/2021				6.94					6.15
8/20/2021								6.33	
8/23/2021									
8/25/2021									
11/1/2021									
2/9/2022	7.36								
2/10/2022		7.28					7.59		
2/11/2022			6.57	7.27	7.18	7.58			
2/14/2022									
2/15/2022									
2/16/2022								6.57	6.37
7/26/2022	7.45	7.33					7.63		
7/27/2022			6.49	7.29	6.85			6.55	7.02
7/28/2022						7.63			
8/1/2022									
8/2/2022									
8/3/2022									
10/21/2022									

Prediction Limit

Constituent: pH (s.u.) Analysis Run 11/15/2022 7:53 PM View: Interwell PL

Plant Bowen Client: Southern Company Data: Bowen AP-1

	BGWC-20	BGWC-22	BGWC-21	BGWC-25	BGWC-7	BGWC-24	BGWC-23	BGWA-29 (bg)	BGWC-30
6/6/2016									
6/7/2016									
6/8/2016	7.45	7.1	7.88	7.95	7				
6/9/2016						6.83	7.3		
8/9/2016									
8/10/2016					7.02				
8/11/2016									
8/12/2016	7.18								
8/15/2016				7.66					
8/18/2016		7.1	7.86			6.88	7.27		
8/22/2016								7.91	
10/3/2016									
10/4/2016								7.81	
10/5/2016					6.96				
10/6/2016									
10/7/2016									
10/10/2016	6.66	6.77	7.96	7.26		6.95	7.35		
11/29/2016									
12/1/2016								8.06	
12/2/2016									
12/5/2016					7.16				
12/6/2016									
12/7/2016	7.46					6.91	7.23		
12/8/2016		6.94	7.82	7.55					
1/10/2017								7.97	
1/23/2017									7.39
2/7/2017									7.35
2/13/2017									
2/14/2017								7.89	
2/15/2017					7.05				
2/16/2017									
2/17/2017	7.17	7.02	7.56						
2/20/2017				7.45		6.71	7.17		
3/27/2017									7.46
4/13/2017									
4/14/2017								7.86	
4/17/2017					7.17				7.19
4/18/2017									
4/19/2017	7.01		7.42			6.76	7.22		
4/20/2017		6.95		7.58					
5/22/2017									7.4
5/25/2017								8.11	
5/26/2017									
5/30/2017									
6/1/2017	7.18		7.61	7.65	7.17				
6/2/2017									
6/5/2017		7.07				6.87	7.31		7.69
7/7/2017									
7/10/2017								8.12	
7/11/2017									7.29
7/12/2017									
7/13/2017					7.11				

Prediction Limit

Constituent: pH (s.u.) Analysis Run 11/15/2022 7:53 PM View: Interwell PL

Plant Bowen Client: Southern Company Data: Bowen AP-1

	BGWC-20	BGWC-22	BGWC-21	BGWC-25	BGWC-7	BGWC-24	BGWC-23	BGWA-29 (bg)	BGWC-30
7/14/2017									
7/17/2017				7.73		6.65	7.3		
7/18/2017	7.2		7.77						
7/19/2017		6.97							
8/23/2017									7.37
10/9/2017									
10/10/2017								8.13	7.34
10/11/2017	7.1			7.5	7.19	6.6	7.05		
10/12/2017		6.95	7.65						
3/26/2018					7			7.98	7.33
3/27/2018									
3/28/2018	7.19		7.69	7.39					
3/29/2018		6.96				6.7	7.06		
6/12/2018					7			8.09	
6/13/2018	7.24					6.58	7.19		
6/14/2018		6.92	7.7	7.35					
6/15/2018									7.35
10/16/2018								7.64	
10/17/2018									
10/18/2018					6.84				
10/19/2018			7.57						
10/22/2018	6.93	6.81		7.25		6.61	7.11		7.35
2/25/2019									
2/27/2019	7.26				7.05			8	
2/28/2019									
3/1/2019		6.9		7.5		6.57	7.16		7.32
4/1/2019					6.99			7.85	
4/2/2019									7.22
4/3/2019	7.14	6.77	7.69			6.57	7		
4/4/2019				7.38					
5/2/2019		6.92							
9/23/2019								7.98	
9/24/2019					6.92				
9/25/2019									
9/26/2019	7.1								
9/27/2019		6.79					7.02		
9/30/2019			7.7	7.36		6.58			7.2
2/18/2020									
2/19/2020								8.01	
2/20/2020									
2/21/2020					7.12				
2/24/2020	7.17								
2/25/2020		6.72					7.05		
2/26/2020			7.55	7.3		6.6			7.28
3/18/2020								8.12	
3/19/2020					7.1				
3/20/2020		6.75	7.69						
3/23/2020	7.14						6.93		7.28
3/24/2020				7.36					
3/25/2020						6.58			
5/22/2020									
5/25/2020									

Prediction Limit

Constituent: pH (s.u.) Analysis Run 11/15/2022 7:53 PM View: Interwell PL

Plant Bowen Client: Southern Company Data: Bowen AP-1

	BGWC-20	BGWC-22	BGWC-21	BGWC-25	BGWC-7	BGWC-24	BGWC-23	BGWA-29 (bg)	BGWC-30
6/23/2020									
7/28/2020									
9/2/2020									
9/3/2020									
9/23/2020								8.08	
9/24/2020		6.82	7.78				7.09		
9/25/2020					7.01	6.56			7.34
9/28/2020	7.26			7.35					
10/1/2020									
11/10/2020									
12/15/2020									
1/20/2021									
2/16/2021								8	
2/17/2021									
2/18/2021	7.35				6.88				
2/19/2021		6.9	7.64			6.66	7.05		
2/23/2021				7.44					
3/8/2021									7.44
3/23/2021								8	
3/24/2021									
3/25/2021									7.21
3/26/2021				7.36		6.54	6.91		
3/29/2021	7.24	6.71	7.75						
3/30/2021					7.05				
4/1/2021									
7/19/2021		6.67				6.53	6.98		
7/20/2021									7.28
8/16/2021								7.6	
8/18/2021									
8/19/2021				7.15	6.89				7.2
8/20/2021	7.07		7.8						
8/23/2021		6.59				6.44	6.73		
8/25/2021									
11/1/2021		6.8				6.75	6.94		7.3
2/9/2022									
2/10/2022								8.09	
2/11/2022					7.05				
2/14/2022							7.15		7.29
2/15/2022		6.89				6.66			
2/16/2022	7.31		7.9	7.3					
7/26/2022								7.92	
7/27/2022	7.18			7.22					
7/28/2022			7.85		6.96				
8/1/2022							7		7.21
8/2/2022		6.73				6.73			
8/3/2022									
10/21/2022						6.3			

Prediction Limit

Constituent: pH (s.u.) Analysis Run 11/15/2022 7:53 PM View: Interwell PL

Plant Bowen Client: Southern Company Data: Bowen AP-1

	BGWA-33 (bg)	BGWA-47D (bg)	BGWC-14A	BGWA-48D (bg)
6/6/2016				
6/7/2016				
6/8/2016				
6/9/2016				
8/9/2016				
8/10/2016				
8/11/2016				
8/12/2016				
8/15/2016				
8/18/2016				
8/22/2016				
10/3/2016				
10/4/2016				
10/5/2016				
10/6/2016				
10/7/2016				
10/10/2016				
11/29/2016				
12/1/2016				
12/2/2016				
12/5/2016				
12/6/2016				
12/7/2016				
12/8/2016				
1/10/2017				
1/23/2017				
2/7/2017				
2/13/2017				
2/14/2017				
2/15/2017				
2/16/2017				
2/17/2017				
2/20/2017				
3/27/2017				
4/13/2017				
4/14/2017				
4/17/2017				
4/18/2017				
4/19/2017				
4/20/2017				
5/22/2017				
5/25/2017				
5/26/2017				
5/30/2017				
6/1/2017				
6/2/2017				
6/5/2017				
7/7/2017				
7/10/2017				
7/11/2017				
7/12/2017				
7/13/2017				

Prediction Limit

Constituent: pH (s.u.) Analysis Run 11/15/2022 7:53 PM View: Interwell PL

Plant Bowen Client: Southern Company Data: Bowen AP-1

	BGWA-33 (bg)	BGWA-47D (bg)	BGWC-14A	BGWA-48D (bg)
7/14/2017				
7/17/2017				
7/18/2017				
7/19/2017				
8/23/2017				
10/9/2017				
10/10/2017				
10/11/2017				
10/12/2017				
3/26/2018				
3/27/2018				
3/28/2018				
3/29/2018				
6/12/2018				
6/13/2018				
6/14/2018				
6/15/2018				
10/16/2018				
10/17/2018				
10/18/2018				
10/19/2018				
10/22/2018				
2/25/2019				
2/27/2019				
2/28/2019				
3/1/2019				
4/1/2019				
4/2/2019	7.67			
4/3/2019				
4/4/2019				
5/2/2019				
9/23/2019				
9/24/2019				
9/25/2019				
9/26/2019				
9/27/2019	7.75			
9/30/2019				
2/18/2020				
2/19/2020				
2/20/2020				
2/21/2020	7.54			
2/24/2020				
2/25/2020				
2/26/2020				
3/18/2020				
3/19/2020				
3/20/2020	7.53			
3/23/2020				
3/24/2020				
3/25/2020				
5/22/2020		7.15	7.2	
5/25/2020				7.45

Prediction Limit

Constituent: pH (s.u.) Analysis Run 11/15/2022 7:53 PM View: Interwell PL

Plant Bowen Client: Southern Company Data: Bowen AP-1

	BGWA-33 (bg)	BGWA-47D (bg)	BGWC-14A	BGWA-48D (bg)
6/23/2020		7 (D)	7.41 (D)	7.46 (D)
7/28/2020		6.98	6.98	7.79
9/2/2020		6.95	6.97	
9/3/2020				7.35
9/23/2020				
9/24/2020				
9/25/2020	7.62			
9/28/2020	7.02			
10/1/2020		6.94	7.08	7.41
11/10/2020		6.89	7	7.17
12/15/2020		7.04	7.02	7.37
1/20/2021		6.83	7.12	7.31
2/16/2021				
2/17/2021		6.89		7.21
2/18/2021			7.14	
2/19/2021	7.73			
2/23/2021				
3/8/2021				
3/23/2021				
3/24/2021			7.04	
3/25/2021		6.94		7.22
3/26/2021				
3/29/2021				
3/30/2021				
4/1/2021	7.75			
7/19/2021				
7/20/2021				
8/16/2021		6.8		7.13
8/18/2021			6.86	
8/19/2021				
8/20/2021				
8/23/2021				
8/25/2021	7.52			
11/1/2021				
2/9/2022		6.86	7.01	7.16
2/10/2022				
2/11/2022				
2/14/2022				
2/15/2022				
2/16/2022	7.2			
7/26/2022		6.75	6.78	7.37
7/27/2022				
7/28/2022				
8/1/2022				
8/2/2022				
8/3/2022	6.89			
10/21/2022				

Prediction Limit

Constituent: Sulfate (mg/L) Analysis Run 11/15/2022 7:53 PM View: Interwell PL

Plant Bowen Client: Southern Company Data: Bowen AP-1

	BGWA-2 (bg)	BGWC-9	BGWC-16	BGWC-17	BGWC-12	BGWC-10	BGWC-8	BGWC-19	BGWC-18
6/6/2016	8	100							
6/7/2016			240	120	190	99	26		
6/8/2016								110	120
6/9/2016									
8/9/2016	6.5								
8/10/2016							29		
8/11/2016		110	250	110					
8/12/2016					180			110	81
8/15/2016									
8/16/2016						110			
8/18/2016									
8/22/2016									
10/3/2016	5.7								
10/4/2016							40		
10/5/2016		120							
10/6/2016					200				
10/7/2016			260	150		110		150	140
10/10/2016									
11/29/2016	5.2								
12/1/2016									
12/2/2016							37		
12/5/2016		130			130				
12/6/2016			280	130		110			160
12/7/2016								97	
12/8/2016									
1/10/2017									
1/23/2017									
2/7/2017									
2/13/2017	6.4								
2/14/2017							45		
2/15/2017		120			190				
2/16/2017			380	120		110		130	92
2/17/2017									
2/20/2017									
3/27/2017									
4/13/2017	4.9								
4/14/2017							27		
4/17/2017		110							
4/18/2017			290		220	110			
4/19/2017				110				140	80
4/20/2017									
5/22/2017									
5/25/2017	5.7								
5/26/2017		110					34		
5/30/2017			260	110					
6/1/2017								70	73
6/2/2017					250	110			
6/5/2017									
7/7/2017	6.3								
7/10/2017							28		
7/11/2017		110							
7/12/2017						110			

Prediction Limit

Constituent: Sulfate (mg/L) Analysis Run 11/15/2022 7:53 PM View: Interwell PL

Plant Bowen Client: Southern Company Data: Bowen AP-1

	BGWA-2 (bg)	BGWC-9	BGWC-16	BGWC-17	BGWC-12	BGWC-10	BGWC-8	BGWC-19	BGWC-18
7/13/2017					250				
7/14/2017			260	110				110	78
7/17/2017									
7/18/2017									
7/19/2017									
8/23/2017									
10/9/2017	6.1								
10/10/2017		110			210		30		
10/11/2017			270	120		110		93	83
10/12/2017									
6/12/2018	8.3	80.6	246				35.2		
6/13/2018									
6/14/2018				106	275	110			74.6
6/15/2018								78.3	
10/16/2018	8.9						53		
10/17/2018		117		118	336				
10/18/2018			276			122			89.3
10/19/2018								114	
10/22/2018									
4/1/2019	10.8	81.4			239		30.5		
4/2/2019			272	86.9		105			70.1
4/3/2019								90.6	
4/4/2019									
5/2/2019	11.2								
9/23/2019	9								
9/24/2019		89					36.5		
9/25/2019					205	93.7			
9/26/2019			288	219				130	114
9/27/2019									
9/30/2019									
2/19/2020									
2/21/2020									
2/25/2020									
2/26/2020									
3/18/2020	11.7						34.3		
3/19/2020		74.3	311	90.5	255				
3/20/2020								76.9	75.9
3/23/2020						95.6			
3/24/2020									
3/25/2020									
5/22/2020									
5/25/2020									
6/23/2020									
7/28/2020									
9/2/2020									
9/3/2020									
9/23/2020	12.9						33.5		
9/24/2020		84.8	338	156		98.6			69.9
9/25/2020					320				
9/28/2020								70.3	
10/1/2020									
11/10/2020									

Prediction Limit

Constituent: Sulfate (mg/L) Analysis Run 11/15/2022 7:53 PM View: Interwell PL

Plant Bowen Client: Southern Company Data: Bowen AP-1

	BGWA-2 (bg)	BGWC-9	BGWC-16	BGWC-17	BGWC-12	BGWC-10	BGWC-8	BGWC-19	BGWC-18
12/15/2020									
1/20/2021									
3/23/2021									
3/24/2021		70.5	317	93.7	301		24.2		67.3
3/25/2021									
3/26/2021	12.8							66.8	
3/29/2021									
3/30/2021						104			
4/1/2021									
7/19/2021									
7/20/2021									
8/16/2021	12.7								
8/18/2021		71.7	297		326	97.9	34		
8/19/2021				91.7					56.4
8/20/2021								47.5	
8/23/2021									
8/25/2021									
11/1/2021									
2/9/2022	13.5								
2/10/2022		70					27.2		
2/11/2022			358	88.7	343	86.1			
2/14/2022									
2/15/2022									
2/16/2022								79.6	61.5
7/26/2022	13.2	88					31.6		
7/27/2022			496	118	419			82.7	55.5
7/28/2022						105			
8/1/2022									
8/2/2022									
8/3/2022									
10/21/2022									

Prediction Limit

Constituent: Sulfate (mg/L) Analysis Run 11/15/2022 7:53 PM View: Interwell PL

Plant Bowen Client: Southern Company Data: Bowen AP-1

	BGWC-20	BGWC-22	BGWC-21	BGWC-25	BGWC-7	BGWC-24	BGWC-23	BGWA-29 (bg)	BGWC-30
6/6/2016									
6/7/2016									
6/8/2016	530	660	75	10	410				
6/9/2016						730	510		
8/9/2016									
8/10/2016									
8/11/2016					460				
8/12/2016	530								
8/15/2016				10					
8/16/2016									
8/18/2016		730	66			580	480		
8/22/2016								4.2	
10/3/2016									
10/4/2016								6.4	
10/5/2016									
10/6/2016					440				
10/7/2016									
10/10/2016	600	650	57	10		520	460		
11/29/2016									
12/1/2016								7.8	
12/2/2016									
12/5/2016									
12/6/2016					470				
12/7/2016	580					370	490		
12/8/2016		660	68	13					
1/10/2017								4.5	
1/23/2017									410
2/7/2017									410
2/13/2017									
2/14/2017								5.1	
2/15/2017					510				
2/16/2017									
2/17/2017	710	740	57						
2/20/2017				24		610	520		
3/27/2017									410
4/13/2017									
4/14/2017								4.4	
4/17/2017									400
4/18/2017					450				
4/19/2017	610		52			600	490		
4/20/2017		990		26					
5/22/2017									460
5/25/2017								4.2	
5/26/2017									
5/30/2017									
6/1/2017	550		55	29					
6/2/2017					470				
6/5/2017		700				700	480		440
7/7/2017									
7/10/2017								3.5	
7/11/2017									420
7/12/2017									

Prediction Limit

Constituent: Sulfate (mg/L) Analysis Run 11/15/2022 7:53 PM View: Interwell PL

Plant Bowen Client: Southern Company Data: Bowen AP-1

	BGWC-20	BGWC-22	BGWC-21	BGWC-25	BGWC-7	BGWC-24	BGWC-23	BGWA-29 (bg)	BGWC-30
7/13/2017									
7/14/2017					230				
7/17/2017				25		670	510		
7/18/2017	590		50						
7/19/2017		720							
8/23/2017									390
10/9/2017									
10/10/2017								3.3	420
10/11/2017	550			12	480	510	510		
10/12/2017		780	48						
6/12/2018								6.8	
6/13/2018	541				419	689	586		
6/14/2018		738	48.1	10					
6/15/2018									174
10/16/2018								7.6	
10/17/2018									
10/18/2018					438				
10/19/2018			57.2						
10/22/2018	604	846		8.1		723	590		204
4/1/2019								5.2	
4/2/2019					334				153
4/3/2019	593	720	61.9			648	603		
4/4/2019				11.4					
5/2/2019		827							
9/23/2019								6.6	
9/24/2019					266				
9/25/2019									
9/26/2019	498								
9/27/2019		905					721		51.7
9/30/2019			54.5	10.7		758			
2/19/2020								1.6	
2/21/2020									
2/25/2020		472							
2/26/2020									42.6
3/18/2020								3.7	
3/19/2020					287				
3/20/2020		610	57.8						
3/23/2020	494						612		55.7
3/24/2020				18.8					
3/25/2020						603			
5/22/2020									
5/25/2020									
6/23/2020									
7/28/2020									
9/2/2020									
9/3/2020									
9/23/2020								5.3	
9/24/2020		864	57.8				676		
9/25/2020					298	613			53.6
9/28/2020	578			8.8					
10/1/2020									
11/10/2020									

Prediction Limit

Constituent: Sulfate (mg/L) Analysis Run 11/15/2022 7:53 PM View: Interwell PL

Plant Bowen Client: Southern Company Data: Bowen AP-1

	BGWC-20	BGWC-22	BGWC-21	BGWC-25	BGWC-7	BGWC-24	BGWC-23	BGWA-29 (bg)	BGWC-30
12/15/2020									
1/20/2021									
3/23/2021								4.6	
3/24/2021									
3/25/2021									28.1
3/26/2021				21.3		515	679		
3/29/2021	504	772	55.2						
3/30/2021					290				
4/1/2021									
7/19/2021		506				194	335		
7/20/2021									37.2
8/16/2021								4.8	
8/18/2021									
8/19/2021				10.2	237				58.2
8/20/2021	550		54.6						
8/23/2021		848				527	628		
8/25/2021									
11/1/2021		690				225	410		65.5
2/9/2022									
2/10/2022								1.9	
2/11/2022					225				
2/14/2022							622		74.4
2/15/2022		789				473			
2/16/2022	555		48.7	13.7					
7/26/2022								3.6	
7/27/2022	617			12.6					
7/28/2022			55.3		268				
8/1/2022							528		63.3
8/2/2022		762				52.8			
8/3/2022									
10/21/2022						389 (R)			

Prediction Limit

Constituent: Sulfate (mg/L) Analysis Run 11/15/2022 7:53 PM View: Interwell PL

Plant Bowen Client: Southern Company Data: Bowen AP-1

	BGWA-33 (bg)	BGWC-14A	BGWA-47D (bg)	BGWA-48D (bg)
6/6/2016				
6/7/2016				
6/8/2016				
6/9/2016				
8/9/2016				
8/10/2016				
8/11/2016				
8/12/2016				
8/15/2016				
8/16/2016				
8/18/2016				
8/22/2016				
10/3/2016				
10/4/2016				
10/5/2016				
10/6/2016				
10/7/2016				
10/10/2016				
11/29/2016				
12/1/2016				
12/2/2016				
12/5/2016				
12/6/2016				
12/7/2016				
12/8/2016				
1/10/2017				
1/23/2017				
2/7/2017				
2/13/2017				
2/14/2017				
2/15/2017				
2/16/2017				
2/17/2017				
2/20/2017				
3/27/2017				
4/13/2017				
4/14/2017				
4/17/2017				
4/18/2017				
4/19/2017				
4/20/2017				
5/22/2017				
5/25/2017				
5/26/2017				
5/30/2017				
6/1/2017				
6/2/2017				
6/5/2017				
7/7/2017				
7/10/2017				
7/11/2017				
7/12/2017				

Prediction Limit

Constituent: Sulfate (mg/L) Analysis Run 11/15/2022 7:53 PM View: Interwell PL

Plant Bowen Client: Southern Company Data: Bowen AP-1

	BGWA-33 (bg)	BGWC-14A	BGWA-47D (bg)	BGWA-48D (bg)
7/13/2017				
7/14/2017				
7/17/2017				
7/18/2017				
7/19/2017				
8/23/2017				
10/9/2017				
10/10/2017				
10/11/2017				
10/12/2017				
6/12/2018				
6/13/2018				
6/14/2018				
6/15/2018				
10/16/2018				
10/17/2018				
10/18/2018				
10/19/2018				
10/22/2018				
4/1/2019				
4/2/2019				
4/3/2019	26.2			
4/4/2019				
5/2/2019				
9/23/2019				
9/24/2019				
9/25/2019				
9/26/2019				
9/27/2019	200 (o)			
9/30/2019				
2/19/2020				
2/21/2020	23.5			
2/25/2020				
2/26/2020				
3/18/2020				
3/19/2020				
3/20/2020	26.1			
3/23/2020				
3/24/2020				
3/25/2020				
5/22/2020		92.6	53.5	
5/25/2020				43.3
6/23/2020		88.7	64.5	59.7
7/28/2020		300	65.7	15.8
9/2/2020		360	70.2	
9/3/2020				24.4
9/23/2020				
9/24/2020				
9/25/2020	22.6			
9/28/2020				
10/1/2020		382	70.2	26.6
11/10/2020		354	68.9	24.1

Prediction Limit

Constituent: Sulfate (mg/L) Analysis Run 11/15/2022 7:53 PM View: Interwell PL

Plant Bowen Client: Southern Company Data: Bowen AP-1

	BGWA-33 (bg)	BGWC-14A	BGWA-47D (bg)	BGWA-48D (bg)
12/15/2020		406	78	28.3
1/20/2021		299	73.4	26.1
3/23/2021				
3/24/2021		115		
3/25/2021			74.5	22
3/26/2021				
3/29/2021				
3/30/2021				
4/1/2021	24.6			
7/19/2021				
7/20/2021				
8/16/2021			74.5	6.7
8/18/2021		375		
8/19/2021				
8/20/2021				
8/23/2021				
8/25/2021	25			
11/1/2021				
2/9/2022		130	72.7	19.1
2/10/2022				
2/11/2022				
2/14/2022				
2/15/2022				
2/16/2022	22.8			
7/26/2022		486	74.9	20.8
7/27/2022				
7/28/2022				
8/1/2022				
8/2/2022				
8/3/2022	4.6			
10/21/2022				

Prediction Limit

Constituent: Total Dissolved Solids (mg/L) Analysis Run 11/15/2022 7:53 PM View: Interwell PL

Plant Bowen Client: Southern Company Data: Bowen AP-1

	BGWA-2 (bg)	BGWC-9	BGWC-10	BGWC-12	BGWC-8	BGWC-17	BGWC-16	BGWC-21	BGWC-19
6/6/2016	170	320							
6/7/2016			300	510	200	360	580		
6/8/2016								260	340
6/9/2016									
8/9/2016	183								
8/10/2016					228				
8/11/2016		361				340	548		
8/12/2016				476					326
8/15/2016									
8/16/2016			286						
8/18/2016								239	
8/22/2016									
10/3/2016	201								
10/4/2016					186				
10/5/2016		376							
10/6/2016				524					
10/7/2016			513			533	617		621
10/10/2016								239	
11/29/2016	109								
12/1/2016									
12/2/2016					183				
12/5/2016		426		489					
12/6/2016			421			413	730		
12/7/2016									269
12/8/2016								255	
1/10/2017									
1/23/2017									
2/7/2017									
2/13/2017	214								
2/14/2017					367				
2/15/2017		452		562					
2/16/2017			433			434	685		488
2/17/2017								236	
2/20/2017									
3/27/2017									
4/13/2017	211								
4/14/2017					184				
4/17/2017		388							
4/18/2017			349	955			621		
4/19/2017						415		247	396
4/20/2017									
5/22/2017									
5/25/2017	173								
5/26/2017		423			179				
5/30/2017						391	601		
6/1/2017								185	266
6/2/2017			313	602					
6/5/2017									
7/7/2017	165								
7/10/2017					211				
7/11/2017		387							
7/12/2017			255						

Prediction Limit

Constituent: Total Dissolved Solids (mg/L) Analysis Run 11/15/2022 7:53 PM View: Interwell PL

Plant Bowen Client: Southern Company Data: Bowen AP-1

	BGWA-2 (bg)	BGWC-9	BGWC-10	BGWC-12	BGWC-8	BGWC-17	BGWC-16	BGWC-21	BGWC-19
7/13/2017				617					
7/14/2017						391	569		325
7/17/2017									
7/18/2017								219	
7/19/2017									
8/23/2017									
10/9/2017	150								
10/10/2017		376		534	178				
10/11/2017			343			403	588		287
10/12/2017								245	
6/12/2018	187	348			217		593		
6/13/2018									
6/14/2018			362	684		395		231	
6/15/2018									280
10/16/2018	192				247				
10/17/2018		377		739		446			
10/18/2018			355				578		
10/19/2018								236	321
10/22/2018									
4/1/2019	226	326		191	191				
4/2/2019			355			321	604		
4/3/2019								244	259
4/4/2019									
9/23/2019	186								
9/24/2019		325			193				
9/25/2019			388	690					
9/26/2019						550	688		428
9/27/2019									
9/30/2019								256	
2/19/2020									
2/21/2020									
2/25/2020									
2/26/2020									
3/18/2020	191				193				
3/19/2020		306		662		324	631		
3/20/2020								253	243
3/23/2020			355						
3/24/2020									
3/25/2020									
5/22/2020									
5/25/2020									
6/23/2020									
7/28/2020									
9/2/2020									
9/3/2020									
9/23/2020	237				187				
9/24/2020		322	356			481	732	243	
9/25/2020				740					
9/28/2020									243
10/1/2020									
11/10/2020									
12/15/2020									

Prediction Limit

Constituent: Total Dissolved Solids (mg/L) Analysis Run 11/15/2022 7:53 PM View: Interwell PL

Plant Bowen Client: Southern Company Data: Bowen AP-1

	BGWA-2 (bg)	BGWC-9	BGWC-10	BGWC-12	BGWC-8	BGWC-17	BGWC-16	BGWC-21	BGWC-19
1/20/2021									
3/23/2021									
3/24/2021		294		752	198	374	610		
3/25/2021									
3/26/2021	204								205
3/29/2021								198	
3/30/2021			321						
4/1/2021									
8/16/2021	217								
8/18/2021		307	366	798	220		658		
8/19/2021						384			
8/20/2021								213	204
8/23/2021									
8/25/2021									
2/9/2022	229								
2/10/2022		304			259				
2/11/2022			360	816		392	782		
2/14/2022									
2/15/2022									
2/16/2022								235	288
7/26/2022	215	349			196				
7/27/2022				952		438	944		338
7/28/2022			338					259	
8/1/2022									
8/2/2022									
8/3/2022									
10/21/2022									

Prediction Limit

Constituent: Total Dissolved Solids (mg/L) Analysis Run 11/15/2022 7:53 PM View: Interwell PL

Plant Bowen Client: Southern Company Data: Bowen AP-1

	BGWC-22	BGWC-18	BGWC-25	BGWC-20	BGWC-7	BGWC-24	BGWC-23	BGWA-29 (bg)	BGWC-30
6/6/2016									
6/7/2016									
6/8/2016	2000	390	170	1000	800				
6/9/2016						5200	1900		
8/9/2016									
8/10/2016									
8/11/2016					852				
8/12/2016		310		1100					
8/15/2016			161						
8/16/2016									
8/18/2016	1960					4200	1600		
8/22/2016								121	
10/3/2016									
10/4/2016								95	
10/5/2016									
10/6/2016					906				
10/7/2016		823							
10/10/2016	2130		196	1110		3850	1640		
11/29/2016									
12/1/2016								121	
12/2/2016									
12/5/2016									
12/6/2016		560			976				
12/7/2016				1100		2720	1770		
12/8/2016	2200		209						
1/10/2017								115	
1/23/2017									2060
2/7/2017									1860
2/13/2017									
2/14/2017								345 (o)	
2/15/2017					968				
2/16/2017		364							
2/17/2017	2200			1160					
2/20/2017			251			4200	1720		
3/27/2017									2440
4/13/2017									
4/14/2017								119	
4/17/2017									2180
4/18/2017					944				
4/19/2017		337		1180		4680	1800		
4/20/2017	2330		324						
5/22/2017									2470
5/25/2017								109	
5/26/2017									
5/30/2017									
6/1/2017		215	177	1130					
6/2/2017					910				
6/5/2017	2530					5660	2050		2780
7/7/2017									
7/10/2017								140	
7/11/2017									2580
7/12/2017									

Prediction Limit

Constituent: Total Dissolved Solids (mg/L) Analysis Run 11/15/2022 7:53 PM View: Interwell PL

Plant Bowen Client: Southern Company Data: Bowen AP-1

	BGWC-22	BGWC-18	BGWC-25	BGWC-20	BGWC-7	BGWC-24	BGWC-23	BGWA-29 (bg)	BGWC-30
7/13/2017									
7/14/2017		281			887				
7/17/2017			238			5080	1810		
7/18/2017				1160					
7/19/2017	2650								
8/23/2017									2400
10/9/2017									
10/10/2017								93	1990
10/11/2017		334	199	1050	887	4920	1780		
10/12/2017	2500								
6/12/2018								139	
6/13/2018				1060	873	4180	2020		
6/14/2018	2380	290	225						
6/15/2018									1190
10/16/2018								138	
10/17/2018									
10/18/2018		325			876				
10/19/2018									
10/22/2018	2490		218	1150		4300	1880		1070
4/1/2019								114	
4/2/2019		258			728				773
4/3/2019	2180			1090		13 (J)	1990		
4/4/2019			196						
9/23/2019								122	
9/24/2019					733				
9/25/2019									
9/26/2019		470		1210					
9/27/2019	3260						2540		629
9/30/2019			220			4430			
2/19/2020								113	
2/21/2020									
2/25/2020	1930								
2/26/2020									523
3/18/2020								108	
3/19/2020					733				
3/20/2020	2200	255							
3/23/2020				1220			2800		613
3/24/2020			213						
3/25/2020						4140			
5/22/2020									
5/25/2020									
6/23/2020									
7/28/2020									
9/2/2020									
9/3/2020									
9/23/2020								114	
9/24/2020	3490	310					3160		
9/25/2020					726	5020			482
9/28/2020			223	1060					
10/1/2020									
11/10/2020									
12/15/2020									

Prediction Limit

Constituent: Total Dissolved Solids (mg/L) Analysis Run 11/15/2022 7:53 PM View: Interwell PL

Plant Bowen Client: Southern Company Data: Bowen AP-1

	BGWC-22	BGWC-18	BGWC-25	BGWC-20	BGWC-7	BGWC-24	BGWC-23	BGWA-29 (bg)	BGWC-30
1/20/2021									
3/23/2021								108	
3/24/2021		240							
3/25/2021									358
3/26/2021			215			3070	2690		
3/29/2021	2430			1100					
3/30/2021					570				
4/1/2021									
8/16/2021								101	
8/18/2021									
8/19/2021		252	235		666				682
8/20/2021				1300					
8/23/2021	3660					4300	3140		
8/25/2021									
2/9/2022									
2/10/2022								96	
2/11/2022					618				
2/14/2022							3350		618
2/15/2022	3340					3890			
2/16/2022		253	235	1180					
7/26/2022								114	
7/27/2022		307	231	1370					
7/28/2022					732				
8/1/2022							2780		582
8/2/2022	3440					334			
8/3/2022									
10/21/2022						1610			

Prediction Limit

Constituent: Total Dissolved Solids (mg/L) Analysis Run 11/15/2022 7:53 PM View: Interwell PL

Plant Bowen Client: Southern Company Data: Bowen AP-1

	BGWA-33 (bg)	BGWA-47D (bg)	BGWC-14A	BGWA-48D (bg)
6/6/2016				
6/7/2016				
6/8/2016				
6/9/2016				
8/9/2016				
8/10/2016				
8/11/2016				
8/12/2016				
8/15/2016				
8/16/2016				
8/18/2016				
8/22/2016				
10/3/2016				
10/4/2016				
10/5/2016				
10/6/2016				
10/7/2016				
10/10/2016				
11/29/2016				
12/1/2016				
12/2/2016				
12/5/2016				
12/6/2016				
12/7/2016				
12/8/2016				
1/10/2017				
1/23/2017				
2/7/2017				
2/13/2017				
2/14/2017				
2/15/2017				
2/16/2017				
2/17/2017				
2/20/2017				
3/27/2017				
4/13/2017				
4/14/2017				
4/17/2017				
4/18/2017				
4/19/2017				
4/20/2017				
5/22/2017				
5/25/2017				
5/26/2017				
5/30/2017				
6/1/2017				
6/2/2017				
6/5/2017				
7/7/2017				
7/10/2017				
7/11/2017				
7/12/2017				

Prediction Limit

Constituent: Total Dissolved Solids (mg/L) Analysis Run 11/15/2022 7:53 PM View: Interwell PL

Plant Bowen Client: Southern Company Data: Bowen AP-1

	BGWA-33 (bg)	BGWA-47D (bg)	BGWC-14A	BGWA-48D (bg)
7/13/2017				
7/14/2017				
7/17/2017				
7/18/2017				
7/19/2017				
8/23/2017				
10/9/2017				
10/10/2017				
10/11/2017				
10/12/2017				
6/12/2018				
6/13/2018				
6/14/2018				
6/15/2018				
10/16/2018				
10/17/2018				
10/18/2018				
10/19/2018				
10/22/2018				
4/1/2019				
4/2/2019				
4/3/2019	235			
4/4/2019				
9/23/2019				
9/24/2019				
9/25/2019				
9/26/2019				
9/27/2019	275			
9/30/2019				
2/19/2020				
2/21/2020	229			
2/25/2020				
2/26/2020				
3/18/2020				
3/19/2020				
3/20/2020	229			
3/23/2020				
3/24/2020				
3/25/2020				
5/22/2020		357	454	
5/25/2020				249
6/23/2020		383	423	280
7/28/2020		410	768	264
9/2/2020		389	814	
9/3/2020				303
9/23/2020				
9/24/2020				
9/25/2020	233			
9/28/2020				
10/1/2020		384	824	301
11/10/2020		405	800	305
12/15/2020		385	876	289

Prediction Limit

Constituent: Total Dissolved Solids (mg/L) Analysis Run 11/15/2022 7:53 PM View: Interwell PL

Plant Bowen Client: Southern Company Data: Bowen AP-1

	BGWA-33 (bg)	BGWA-47D (bg)	BGWC-14A	BGWA-48D (bg)
1/20/2021		377	786	285
3/23/2021				
3/24/2021			445	
3/25/2021		415		331
3/26/2021				
3/29/2021				
3/30/2021				
4/1/2021	183			
8/16/2021		399		269
8/18/2021			850	
8/19/2021				
8/20/2021				
8/23/2021				
8/25/2021	208			
2/9/2022		403	468	290
2/10/2022				
2/11/2022				
2/14/2022				
2/15/2022				
2/16/2022	208			
7/26/2022		402	966	246
7/27/2022				
7/28/2022				
8/1/2022				
8/2/2022				
8/3/2022	287			
10/21/2022				

FIGURE E.

Appendix III Trend Tests - Significant Results

Plant Bowen Client: Southern Company Data: Bowen AP-1 Printed 11/15/2022, 8:18 PM

Constituent	Well	Slope	Calc.	Critical	Sig.	N	%NDs	Normality	Xform	Alpha	Method
Boron (mg/L)	BGWC-12	0.05103	90	74	Yes	19	0	n/a	n/a	0.01	NP
Boron (mg/L)	BGWC-18	-0.07488	-95	-74	Yes	19	0	n/a	n/a	0.01	NP
Boron (mg/L)	BGWC-22	1.795	160	98	Yes	23	0	n/a	n/a	0.01	NP
Boron (mg/L)	BGWC-23	1.856	154	87	Yes	21	0	n/a	n/a	0.01	NP
Boron (mg/L)	BGWC-25	0.004415	78	74	Yes	19	0	n/a	n/a	0.01	NP
Boron (mg/L)	BGWC-30	-3.891	-131	-92	Yes	22	0	n/a	n/a	0.01	NP
Boron (mg/L)	BGWC-7	-0.1574	-113	-74	Yes	19	0	n/a	n/a	0.01	NP
Boron (mg/L)	BGWC-9	-0.04004	-92	-74	Yes	19	0	n/a	n/a	0.01	NP
Calcium (mg/L)	BGWA-2 (bg)	2.945	115	81	Yes	20	0	n/a	n/a	0.01	NP
Calcium (mg/L)	BGWC-12	14.17	146	74	Yes	19	0	n/a	n/a	0.01	NP
Calcium (mg/L)	BGWC-16	6.772	87	74	Yes	19	0	n/a	n/a	0.01	NP
Calcium (mg/L)	BGWC-20	13.98	113	74	Yes	19	0	n/a	n/a	0.01	NP
Calcium (mg/L)	BGWC-22	59.98	182	98	Yes	23	0	n/a	n/a	0.01	NP
Calcium (mg/L)	BGWC-23	78.86	160	87	Yes	21	0	n/a	n/a	0.01	NP
Chloride (mg/L)	BGWA-29 (bg)	-0.1487	-135	-81	Yes	20	0	n/a	n/a	0.01	NP
Chloride (mg/L)	BGWC-10	1.301	113	74	Yes	19	0	n/a	n/a	0.01	NP
Chloride (mg/L)	BGWC-12	-5.329	-158	-74	Yes	19	0	n/a	n/a	0.01	NP
Chloride (mg/L)	BGWC-16	-4.056	-110	-74	Yes	19	0	n/a	n/a	0.01	NP
Chloride (mg/L)	BGWC-22	57.74	130	98	Yes	23	0	n/a	n/a	0.01	NP
Chloride (mg/L)	BGWC-23	95.49	138	87	Yes	21	0	n/a	n/a	0.01	NP
Chloride (mg/L)	BGWC-24	-146	-94	-92	Yes	22	0	n/a	n/a	0.01	NP
Chloride (mg/L)	BGWC-30	-150.4	-143	-92	Yes	22	0	n/a	n/a	0.01	NP
Chloride (mg/L)	BGWC-9	-5.154	-104	-74	Yes	19	0	n/a	n/a	0.01	NP
pH (s.u.)	BGWA-47D (bg)	-0.1588	-54	-43	Yes	13	0	n/a	n/a	0.01	NP
pH (s.u.)	BGWC-16	-0.06548	-161	-98	Yes	23	0	n/a	n/a	0.01	NP
pH (s.u.)	BGWC-24	-0.05117	-165	-118	Yes	26	0	n/a	n/a	0.01	NP
Sulfate (mg/L)	BGWA-2 (bg)	1.439	131	81	Yes	20	0	n/a	n/a	0.01	NP
Sulfate (mg/L)	BGWA-47D (bg)	8.354	44	38	Yes	12	0	n/a	n/a	0.01	NP
Sulfate (mg/L)	BGWC-12	30.17	119	74	Yes	19	0	n/a	n/a	0.01	NP
Sulfate (mg/L)	BGWC-16	14.92	96	74	Yes	19	0	n/a	n/a	0.01	NP
Sulfate (mg/L)	BGWC-19	-9.18	-75	-74	Yes	19	0	n/a	n/a	0.01	NP
Sulfate (mg/L)	BGWC-7	-40.5	-86	-74	Yes	19	0	n/a	n/a	0.01	NP
Sulfate (mg/L)	BGWC-9	-7.855	-94	-74	Yes	19	0	n/a	n/a	0.01	NP
Total Dissolved Solids (mg/L)	BGWC-12	55.89	105	74	Yes	19	0	n/a	n/a	0.01	NP
Total Dissolved Solids (mg/L)	BGWC-22	227.7	93	81	Yes	20	0	n/a	n/a	0.01	NP
Total Dissolved Solids (mg/L)	BGWC-23	238.1	121	74	Yes	19	0	n/a	n/a	0.01	NP
Total Dissolved Solids (mg/L)	BGWC-30	-394.4	-120	-81	Yes	20	0	n/a	n/a	0.01	NP
Total Dissolved Solids (mg/L)	BGWC-7	-53.6	-103	-74	Yes	19	0	n/a	n/a	0.01	NP

Appendix III Trend Tests - All Results

Plant Bowen Client: Southern Company Data: Bowen AP-1 Printed 11/15/2022, 8:18 PM

Constituent	Well	Slope	Calc.	Critical	Sig.	N	%NDs	Normality	Xform	Alpha	Method
Boron (mg/L)	BGWA-2 (bg)	-0.0007746	-23	-81	No	20	10	n/a	n/a	0.01	NP
Boron (mg/L)	BGWA-29 (bg)	0	-23	-81	No	20	50	n/a	n/a	0.01	NP
Boron (mg/L)	BGWA-33 (bg)	-0.0068	-15	-25	No	9	0	n/a	n/a	0.01	NP
Boron (mg/L)	BGWA-47D (bg)	-0.002093	-17	-38	No	12	0	n/a	n/a	0.01	NP
Boron (mg/L)	BGWA-48D (bg)	0.01071	31	38	No	12	0	n/a	n/a	0.01	NP
Boron (mg/L)	BGWC-10	0.001358	13	74	No	19	0	n/a	n/a	0.01	NP
Boron (mg/L)	**BGWC-12**	**0.05103**	**90**	**74**	**Yes**	**19**	**0**	**n/a**	**n/a**	**0.01**	**NP**
Boron (mg/L)	BGWC-14A	0.1569	25	38	No	12	0	n/a	n/a	0.01	NP
Boron (mg/L)	BGWC-16	-0.01515	-27	-74	No	19	0	n/a	n/a	0.01	NP
Boron (mg/L)	BGWC-17	-0.06711	-68	-74	No	19	0	n/a	n/a	0.01	NP
Boron (mg/L)	**BGWC-18**	**-0.07488**	**-95**	**-74**	**Yes**	**19**	**0**	**n/a**	**n/a**	**0.01**	**NP**
Boron (mg/L)	BGWC-19	-0.05208	-65	-74	No	19	0	n/a	n/a	0.01	NP
Boron (mg/L)	BGWC-20	0.1516	67	74	No	19	0	n/a	n/a	0.01	NP
Boron (mg/L)	**BGWC-22**	**1.795**	**160**	**98**	**Yes**	**23**	**0**	**n/a**	**n/a**	**0.01**	**NP**
Boron (mg/L)	**BGWC-23**	**1.856**	**154**	**87**	**Yes**	**21**	**0**	**n/a**	**n/a**	**0.01**	**NP**
Boron (mg/L)	BGWC-24	-0.3723	-20	-92	No	22	0	n/a	n/a	0.01	NP
Boron (mg/L)	**BGWC-25**	**0.004415**	**78**	**74**	**Yes**	**19**	**0**	**n/a**	**n/a**	**0.01**	**NP**
Boron (mg/L)	**BGWC-30**	**-3.891**	**-131**	**-92**	**Yes**	**22**	**0**	**n/a**	**n/a**	**0.01**	**NP**
Boron (mg/L)	**BGWC-7**	**-0.1574**	**-113**	**-74**	**Yes**	**19**	**0**	**n/a**	**n/a**	**0.01**	**NP**
Boron (mg/L)	BGWC-8	-0.003776	-44	-74	No	19	0	n/a	n/a	0.01	NP
Boron (mg/L)	**BGWC-9**	**-0.04004**	**-92**	**-74**	**Yes**	**19**	**0**	**n/a**	**n/a**	**0.01**	**NP**
Calcium (mg/L)	**BGWA-2 (bg)**	**2.945**	**115**	**81**	**Yes**	**20**	**0**	**n/a**	**n/a**	**0.01**	**NP**
Calcium (mg/L)	BGWA-29 (bg)	-0.06243	-12	-81	No	20	0	n/a	n/a	0.01	NP
Calcium (mg/L)	BGWA-33 (bg)	2.65	10	25	No	9	0	n/a	n/a	0.01	NP
Calcium (mg/L)	BGWA-47D (bg)	6.309	23	38	No	12	0	n/a	n/a	0.01	NP
Calcium (mg/L)	BGWA-48D (bg)	9.531	10	38	No	12	0	n/a	n/a	0.01	NP
Calcium (mg/L)	**BGWC-12**	**14.17**	**146**	**74**	**Yes**	**19**	**0**	**n/a**	**n/a**	**0.01**	**NP**
Calcium (mg/L)	BGWC-14A	21.17	26	38	No	12	0	n/a	n/a	0.01	NP
Calcium (mg/L)	**BGWC-16**	**6.772**	**87**	**74**	**Yes**	**19**	**0**	**n/a**	**n/a**	**0.01**	**NP**
Calcium (mg/L)	**BGWC-20**	**13.98**	**113**	**74**	**Yes**	**19**	**0**	**n/a**	**n/a**	**0.01**	**NP**
Calcium (mg/L)	**BGWC-22**	**59.98**	**182**	**98**	**Yes**	**23**	**0**	**n/a**	**n/a**	**0.01**	**NP**
Calcium (mg/L)	**BGWC-23**	**78.86**	**160**	**87**	**Yes**	**21**	**0**	**n/a**	**n/a**	**0.01**	**NP**
Calcium (mg/L)	BGWC-24	-21.57	-29	-92	No	22	0	n/a	n/a	0.01	NP
Calcium (mg/L)	BGWC-7	-1.232	-34	-74	No	19	0	n/a	n/a	0.01	NP
Chloride (mg/L)	BGWA-2 (bg)	0.2119	70	81	No	20	0	n/a	n/a	0.01	NP
Chloride (mg/L)	**BGWA-29 (bg)**	**-0.1487**	**-135**	**-81**	**Yes**	**20**	**0**	**n/a**	**n/a**	**0.01**	**NP**
Chloride (mg/L)	BGWA-33 (bg)	-0.3057	-5	-21	No	8	0	n/a	n/a	0.01	NP
Chloride (mg/L)	BGWA-47D (bg)	-0.3104	-34	-38	No	12	0	n/a	n/a	0.01	NP
Chloride (mg/L)	BGWA-48D (bg)	1.969	33	38	No	12	0	n/a	n/a	0.01	NP
Chloride (mg/L)	**BGWC-10**	**1.301**	**113**	**74**	**Yes**	**19**	**0**	**n/a**	**n/a**	**0.01**	**NP**
Chloride (mg/L)	**BGWC-12**	**-5.329**	**-158**	**-74**	**Yes**	**19**	**0**	**n/a**	**n/a**	**0.01**	**NP**
Chloride (mg/L)	BGWC-14A	-3.124	-15	-38	No	12	0	n/a	n/a	0.01	NP
Chloride (mg/L)	**BGWC-16**	**-4.056**	**-110**	**-74**	**Yes**	**19**	**0**	**n/a**	**n/a**	**0.01**	**NP**
Chloride (mg/L)	BGWC-17	0.8172	29	74	No	19	0	n/a	n/a	0.01	NP
Chloride (mg/L)	BGWC-18	-3.744	-63	-74	No	19	0	n/a	n/a	0.01	NP
Chloride (mg/L)	BGWC-20	1.884	50	74	No	19	0	n/a	n/a	0.01	NP
Chloride (mg/L)	**BGWC-22**	**57.74**	**130**	**98**	**Yes**	**23**	**0**	**n/a**	**n/a**	**0.01**	**NP**
Chloride (mg/L)	**BGWC-23**	**95.49**	**138**	**87**	**Yes**	**21**	**0**	**n/a**	**n/a**	**0.01**	**NP**
Chloride (mg/L)	**BGWC-24**	**-146**	**-94**	**-92**	**Yes**	**22**	**0**	**n/a**	**n/a**	**0.01**	**NP**
Chloride (mg/L)	**BGWC-30**	**-150.4**	**-143**	**-92**	**Yes**	**22**	**0**	**n/a**	**n/a**	**0.01**	**NP**
Chloride (mg/L)	**BGWC-9**	**-5.154**	**-104**	**-74**	**Yes**	**19**	**0**	**n/a**	**n/a**	**0.01**	**NP**
pH (s.u.)	BGWA-2 (bg)	-0.04476	-104	-105	No	24	0	n/a	n/a	0.01	NP
pH (s.u.)	BGWA-29 (bg)	0.005772	17	98	No	23	0	n/a	n/a	0.01	NP
pH (s.u.)	BGWA-33 (bg)	-0.1448	-22	-34	No	11	0	n/a	n/a	0.01	NP
pH (s.u.)	**BGWA-47D (bg)**	**-0.1588**	**-54**	**-43**	**Yes**	**13**	**0**	**n/a**	**n/a**	**0.01**	**NP**
pH (s.u.)	BGWA-48D (bg)	-0.2026	-41	-43	No	13	0	n/a	n/a	0.01	NP
pH (s.u.)	**BGWC-16**	**-0.06548**	**-161**	**-98**	**Yes**	**23**	**0**	**n/a**	**n/a**	**0.01**	**NP**
pH (s.u.)	BGWC-19	-0.005105	-31	-98	No	23	0	n/a	n/a	0.01	NP
pH (s.u.)	**BGWC-24**	**-0.05117**	**-165**	**-118**	**Yes**	**26**	**0**	**n/a**	**n/a**	**0.01**	**NP**
Sulfate (mg/L)	**BGWA-2 (bg)**	**1.439**	**131**	**81**	**Yes**	**20**	**0**	**n/a**	**n/a**	**0.01**	**NP**
Sulfate (mg/L)	BGWA-29 (bg)	-0.3385	-39	-81	No	20	0	n/a	n/a	0.01	NP
Sulfate (mg/L)	BGWA-33 (bg)	-1.483	-14	-21	No	8	0	n/a	n/a	0.01	NP
Sulfate (mg/L)	**BGWA-47D (bg)**	**8.354**	**44**	**38**	**Yes**	**12**	**0**	**n/a**	**n/a**	**0.01**	**NP**
Sulfate (mg/L)	BGWA-48D (bg)	-7.306	-30	-38	No	12	0	n/a	n/a	0.01	NP
Sulfate (mg/L)	BGWC-10	-1.042	-62	-74	No	19	0	n/a	n/a	0.01	NP
Sulfate (mg/L)	**BGWC-12**	**30.17**	**119**	**74**	**Yes**	**19**	**0**	**n/a**	**n/a**	**0.01**	**NP**
Sulfate (mg/L)	BGWC-14A	68.69	20	38	No	12	0	n/a	n/a	0.01	NP
Sulfate (mg/L)	**BGWC-16**	**14.92**	**96**	**74**	**Yes**	**19**	**0**	**n/a**	**n/a**	**0.01**	**NP**

Appendix III Trend Tests - All Results

Plant Bowen Client: Southern Company Data: Bowen AP-1 Printed 11/15/2022, 8:18 PM

Constituent	Well	Slope	Calc.	Critical	Sig.	N	%NDs	Normality	Xform	Alpha	Method
Sulfate (mg/L)	BGWC-17	-4.42	-51	-74	No	19	0	n/a	n/a	0.01	NP
Sulfate (mg/L)	**BGWC-19**	**-9.18**	**-75**	**-74**	**Yes**	**19**	**0**	**n/a**	**n/a**	**0.01**	**NP**
Sulfate (mg/L)	BGWC-20	-3.975	-11	-74	No	19	0	n/a	n/a	0.01	NP
Sulfate (mg/L)	BGWC-22	10.94	35	98	No	23	0	n/a	n/a	0.01	NP
Sulfate (mg/L)	BGWC-23	27.13	77	87	No	21	0	n/a	n/a	0.01	NP
Sulfate (mg/L)	BGWC-24	-38.99	-75	-92	No	22	0	n/a	n/a	0.01	NP
Sulfate (mg/L)	**BGWC-7**	**-40.5**	**-86**	**-74**	**Yes**	**19**	**0**	**n/a**	**n/a**	**0.01**	**NP**
Sulfate (mg/L)	**BGWC-9**	**-7.855**	**-94**	**-74**	**Yes**	**19**	**0**	**n/a**	**n/a**	**0.01**	**NP**
Total Dissolved Solids (mg/L)	BGWA-2 (bg)	8.12	73	74	No	19	0	n/a	n/a	0.01	NP
Total Dissolved Solids (mg/L)	BGWA-29 (bg)	-2.288	-46	-74	No	19	0	n/a	n/a	0.01	NP
Total Dissolved Solids (mg/L)	BGWA-33 (bg)	-8.072	-8	-25	No	9	0	n/a	n/a	0.01	NP
Total Dissolved Solids (mg/L)	BGWA-47D (bg)	10.2	20	38	No	12	0	n/a	n/a	0.01	NP
Total Dissolved Solids (mg/L)	BGWA-48D (bg)	4.746	4	38	No	12	0	n/a	n/a	0.01	NP
Total Dissolved Solids (mg/L)	**BGWC-12**	**55.89**	**105**	**74**	**Yes**	**19**	**0**	**n/a**	**n/a**	**0.01**	**NP**
Total Dissolved Solids (mg/L)	BGWC-14A	79.17	22	38	No	12	0	n/a	n/a	0.01	NP
Total Dissolved Solids (mg/L)	BGWC-16	20.37	69	74	No	19	0	n/a	n/a	0.01	NP
Total Dissolved Solids (mg/L)	BGWC-20	29.86	63	74	No	19	0	n/a	n/a	0.01	NP
Total Dissolved Solids (mg/L)	**BGWC-22**	**227.7**	**93**	**81**	**Yes**	**20**	**0**	**n/a**	**n/a**	**0.01**	**NP**
Total Dissolved Solids (mg/L)	**BGWC-23**	**238.1**	**121**	**74**	**Yes**	**19**	**0**	**n/a**	**n/a**	**0.01**	**NP**
Total Dissolved Solids (mg/L)	BGWC-24	-217.9	-54	-81	No	20	0	n/a	n/a	0.01	NP
Total Dissolved Solids (mg/L)	**BGWC-30**	**-394.4**	**-120**	**-81**	**Yes**	**20**	**0**	**n/a**	**n/a**	**0.01**	**NP**
Total Dissolved Solids (mg/L)	**BGWC-7**	**-53.6**	**-103**	**-74**	**Yes**	**19**	**0**	**n/a**	**n/a**	**0.01**	**NP**

Sanitas™ v.9.6.35 . UG
Hollow symbols indicate censored values.

Sen's Slope Estimator

BGWA-2 (bg)

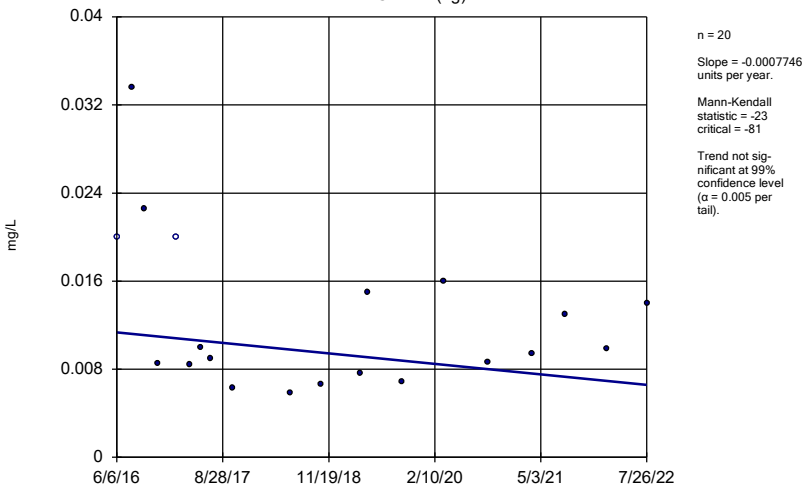

n = 20

Slope = -0.0007746 units per year.

Mann-Kendall statistic = -23
critical = -81

Trend not significant at 99% confidence level (α = 0.005 per tail).

Constituent: Boron Analysis Run 11/15/2022 7:56 PM View: Appendix III - Trend Test
Plant Bowen Client: Southern Company Data: Bowen AP-1

Sanitas™ v.9.6.35 . UG
Hollow symbols indicate censored values.

Sen's Slope Estimator

BGWA-29 (bg)

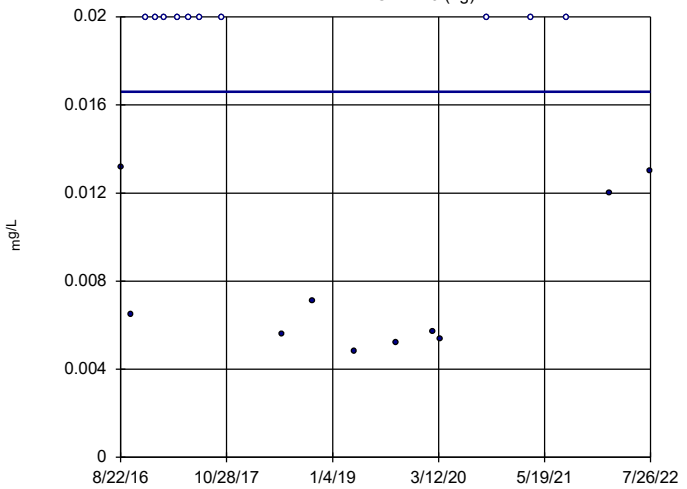

n = 20

Slope = 0 units per year.

Mann-Kendall statistic = -23
critical = -81

Trend not significant at 99% confidence level (α = 0.005 per tail).

Constituent: Boron Analysis Run 11/15/2022 7:56 PM View: Appendix III - Trend Test
Plant Bowen Client: Southern Company Data: Bowen AP-1

Sanitas™ v.9.6.35 . UG

Sen's Slope Estimator

BGWA-33 (bg)

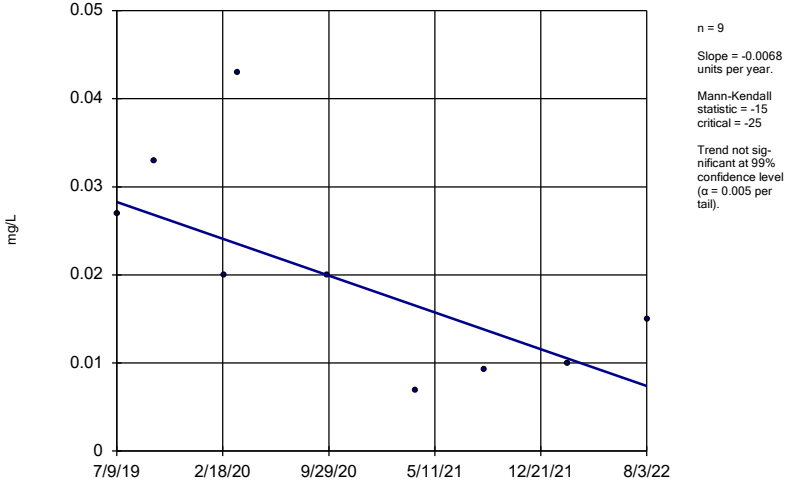

n = 9

Slope = -0.0068 units per year.

Mann-Kendall statistic = -15
critical = -25

Trend not significant at 99% confidence level (α = 0.005 per tail).

Constituent: Boron Analysis Run 11/15/2022 7:56 PM View: Appendix III - Trend Test
Plant Bowen Client: Southern Company Data: Bowen AP-1

Sanitas™ v.9.6.35 . UG

Sen's Slope Estimator

BGWA-47D (bg)

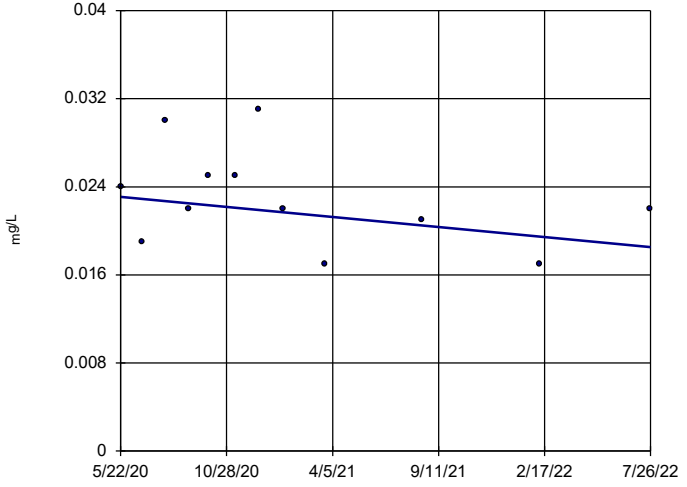

n = 12

Slope = -0.002093 units per year.

Mann-Kendall statistic = -17
critical = -38

Trend not significant at 99% confidence level (α = 0.005 per tail).

Constituent: Boron Analysis Run 11/15/2022 7:56 PM View: Appendix III - Trend Test
Plant Bowen Client: Southern Company Data: Bowen AP-1

Sanitas™ v.9.6.35 . UG

Sen's Slope Estimator

BGWA-48D (bg)

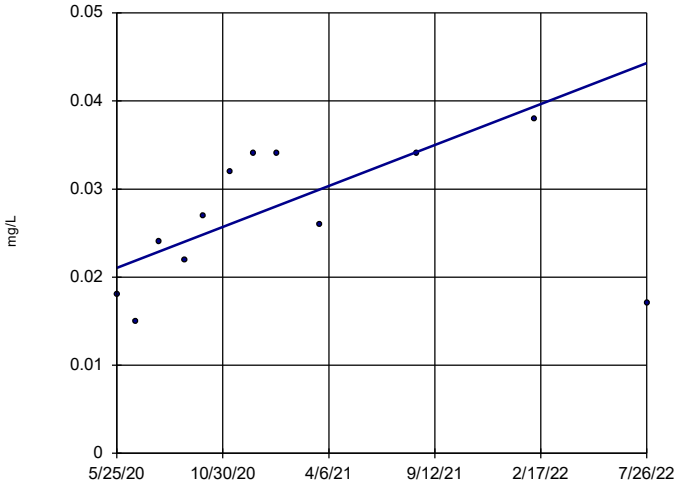

n = 12

Slope = 0.01071 units per year.

Mann-Kendall statistic = 31
critical = 38

Trend not significant at 99% confidence level (α = 0.005 per tail).

Constituent: Boron Analysis Run 11/15/2022 7:56 PM View: Appendix III - Trend Test
Plant Bowen Client: Southern Company Data: Bowen AP-1

Sanitas™ v.9.6.35 . UG

Sen's Slope Estimator

BGWC-10

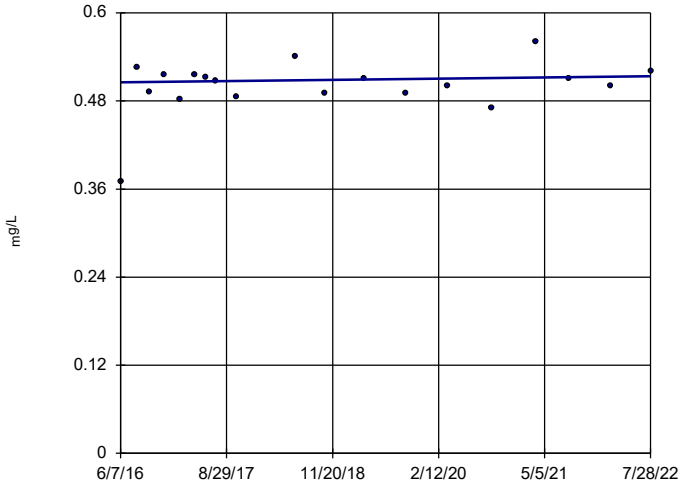

n = 19

Slope = 0.001358 units per year.

Mann-Kendall statistic = 13
critical = 74

Trend not significant at 99% confidence level (α = 0.005 per tail).

Constituent: Boron Analysis Run 11/15/2022 7:56 PM View: Appendix III - Trend Test
Plant Bowen Client: Southern Company Data: Bowen AP-1

Sanitas™ v.9.6.35 . UG

Sen's Slope Estimator

BGWC-12

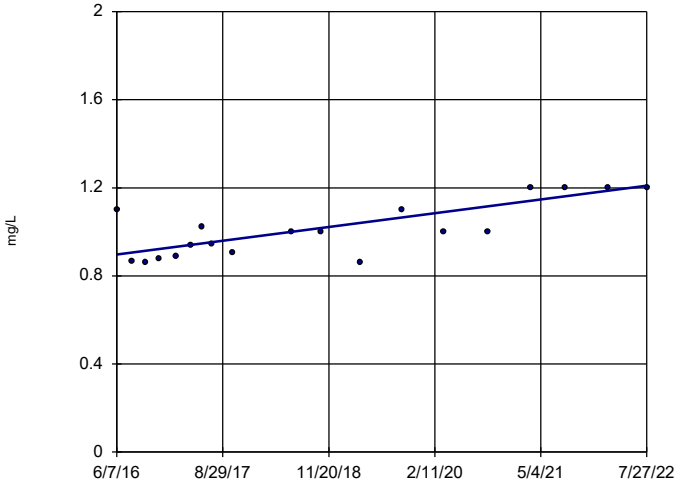

n = 19

Slope = 0.05103 units per year.

Mann-Kendall statistic = 90
critical = 74

Increasing trend significant at 99% confidence level (α = 0.005 per tail).

Constituent: Boron Analysis Run 11/15/2022 7:56 PM View: Appendix III - Trend Test
Plant Bowen Client: Southern Company Data: Bowen AP-1

Sanitas™ v.9.6.35 . UG

Sen's Slope Estimator

BGWC-14A

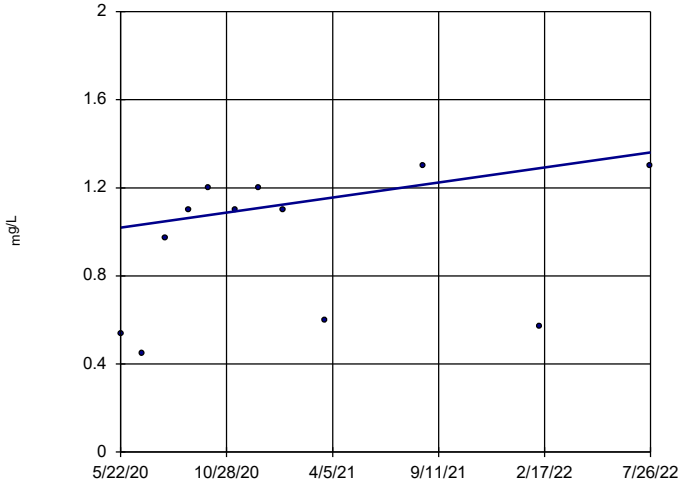

n = 12

Slope = 0.1569 units per year.

Mann-Kendall statistic = 25
critical = 38

Trend not significant at 99% confidence level (α = 0.005 per tail).

Constituent: Boron Analysis Run 11/15/2022 7:56 PM View: Appendix III - Trend Test
Plant Bowen Client: Southern Company Data: Bowen AP-1

Sanitas™ v.9.6.35 . UG

Sen's Slope Estimator

BGWC-16

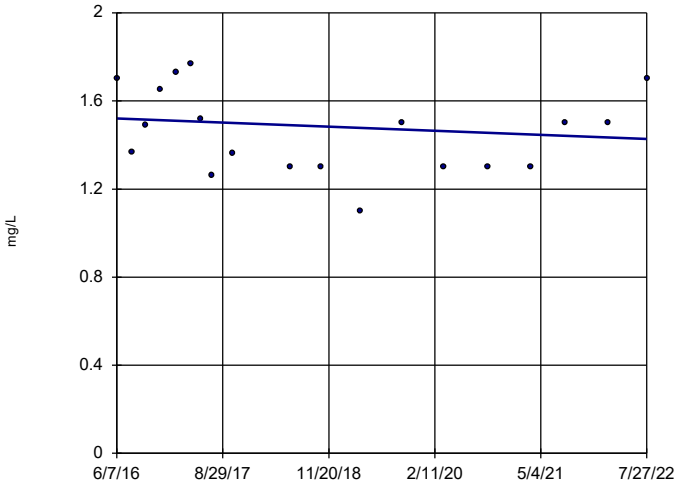

n = 19

Slope = -0.01515 units per year.

Mann-Kendall statistic = -27 critical = -74

Trend not significant at 99% confidence level (α = 0.005 per tail).

Constituent: Boron Analysis Run 11/15/2022 7:56 PM View: Appendix III - Trend Test
Plant Bowen Client: Southern Company Data: Bowen AP-1

Sanitas™ v.9.6.35 . UG

Sen's Slope Estimator

BGWC-17

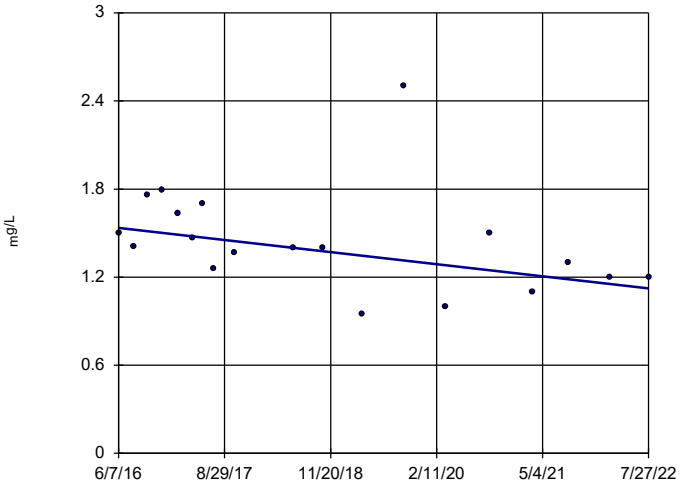

n = 19

Slope = -0.06711 units per year.

Mann-Kendall statistic = -68 critical = -74

Trend not significant at 99% confidence level (α = 0.005 per tail).

Constituent: Boron Analysis Run 11/15/2022 7:56 PM View: Appendix III - Trend Test
Plant Bowen Client: Southern Company Data: Bowen AP-1

Sanitas™ v.9.6.35 . UG

Sen's Slope Estimator

BGWC-18

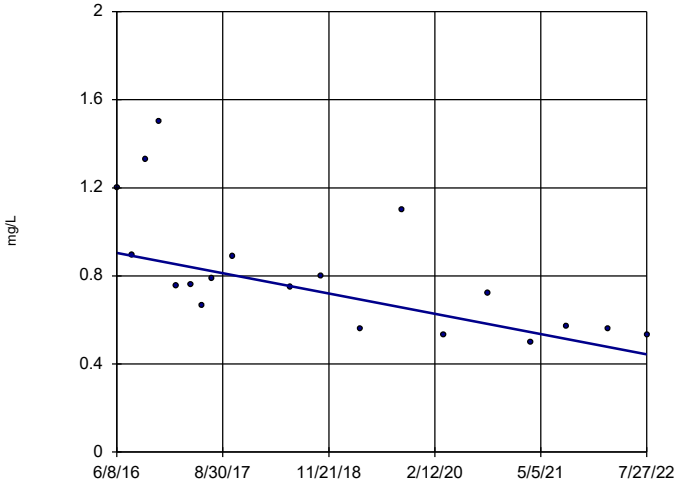

n = 19

Slope = -0.07488 units per year.

Mann-Kendall statistic = -95 critical = -74

Decreasing trend significant at 99% confidence level (α = 0.005 per tail).

Constituent: Boron Analysis Run 11/15/2022 7:56 PM View: Appendix III - Trend Test
Plant Bowen Client: Southern Company Data: Bowen AP-1

Sanitas™ v.9.6.35 . UG

Sen's Slope Estimator

BGWC-19

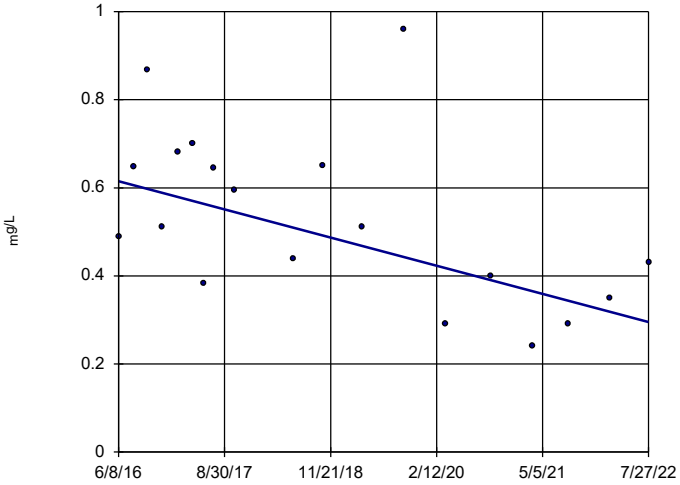

n = 19

Slope = -0.05208 units per year.

Mann-Kendall statistic = -65 critical = -74

Trend not significant at 99% confidence level (α = 0.005 per tail).

Constituent: Boron Analysis Run 11/15/2022 7:56 PM View: Appendix III - Trend Test
Plant Bowen Client: Southern Company Data: Bowen AP-1

Sanitas™ v.9.6.35 . UG

Sen's Slope Estimator

BGWC-20

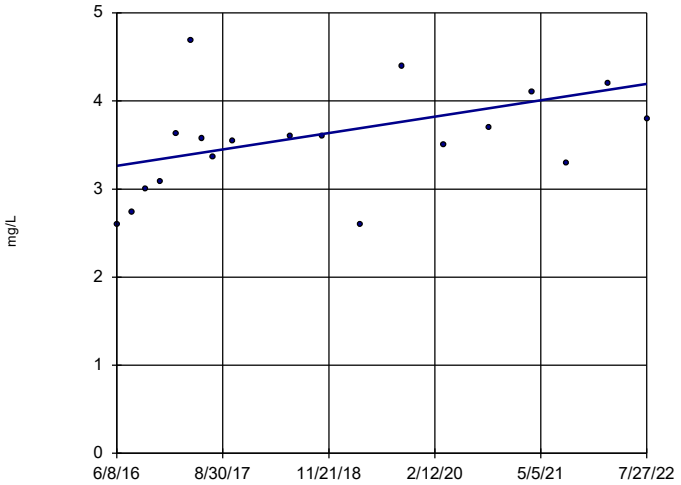

n = 19

Slope = 0.1516 units per year.

Mann-Kendall statistic = 67 critical = 74

Trend not significant at 99% confidence level (α = 0.005 per tail).

Constituent: Boron Analysis Run 11/15/2022 7:56 PM View: Appendix III - Trend Test
Plant Bowen Client: Southern Company Data: Bowen AP-1

Sanitas™ v.9.6.35 . UG

Sen's Slope Estimator

BGWC-22

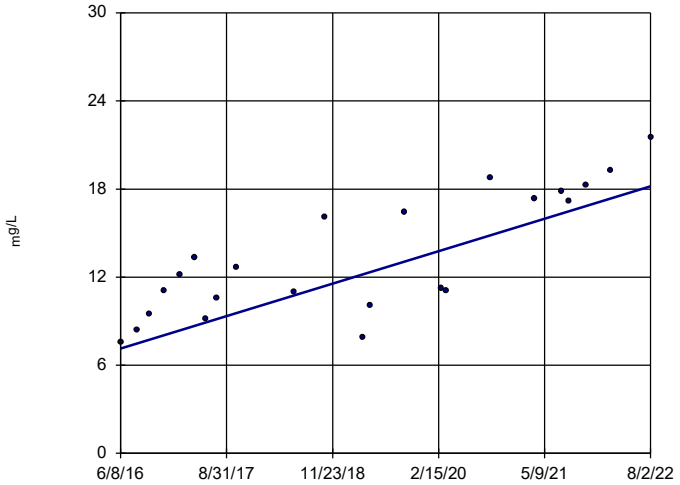

n = 23

Slope = 1.795 units per year.

Mann-Kendall statistic = 160 critical = 98

Increasing trend significant at 99% confidence level (α = 0.005 per tail).

Constituent: Boron Analysis Run 11/15/2022 7:56 PM View: Appendix III - Trend Test
Plant Bowen Client: Southern Company Data: Bowen AP-1

Sanitas™ v.9.6.35 . UG

Sen's Slope Estimator

BGWC-23

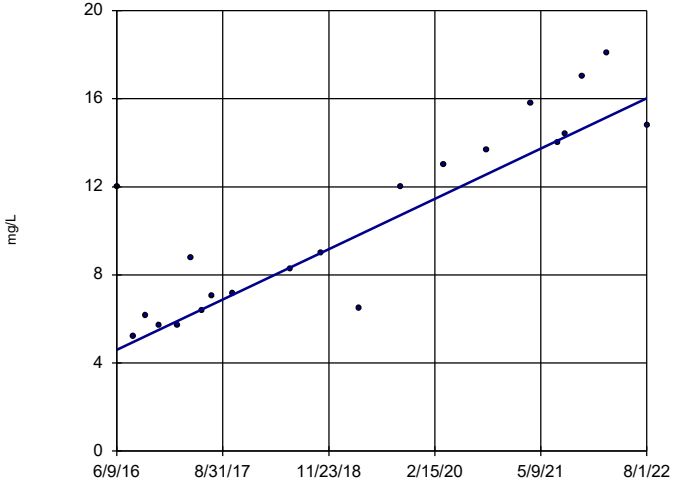

n = 21

Slope = 1.856 units per year.

Mann-Kendall statistic = 154 critical = 87

Increasing trend significant at 99% confidence level (α = 0.005 per tail).

Constituent: Boron Analysis Run 11/15/2022 7:56 PM View: Appendix III - Trend Test
Plant Bowen Client: Southern Company Data: Bowen AP-1

Sanitas™ v.9.6.35 . UG

Sen's Slope Estimator

BGWC-24

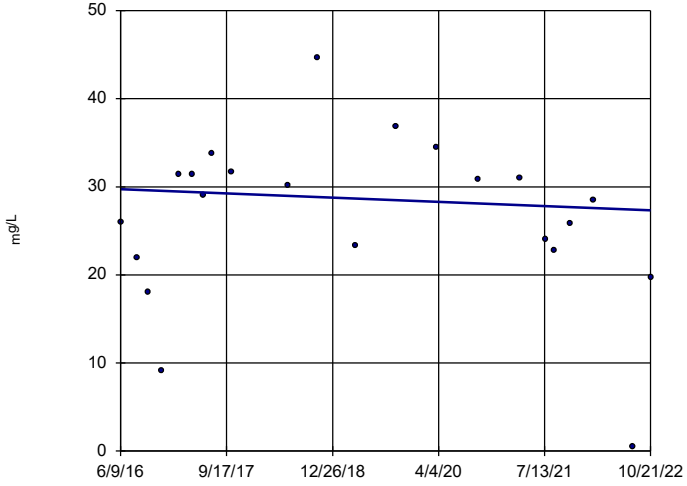

n = 22

Slope = -0.3723 units per year.

Mann-Kendall statistic = -20 critical = -92

Trend not significant at 99% confidence level (α = 0.005 per tail).

Constituent: Boron Analysis Run 11/15/2022 7:56 PM View: Appendix III - Trend Test
Plant Bowen Client: Southern Company Data: Bowen AP-1

Sanitas™ v.9.6.35 . UG

Sen's Slope Estimator

BGWC-25

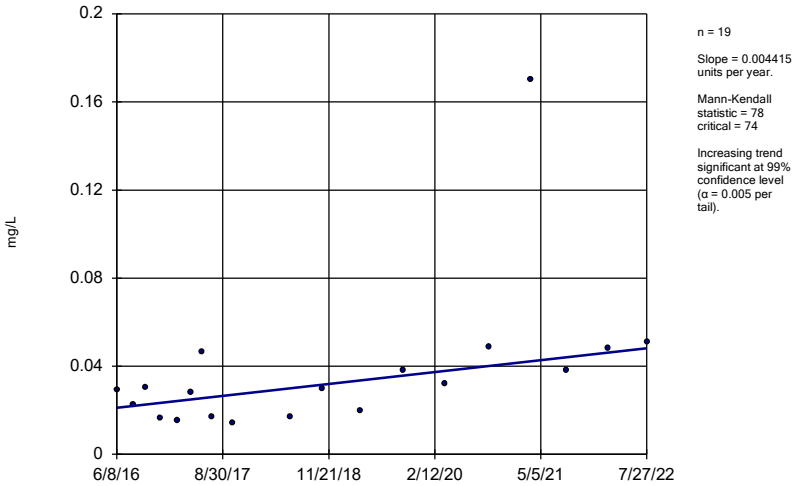

n = 19

Slope = 0.004415 units per year.

Mann-Kendall statistic = 78
critical = 74

Increasing trend significant at 99% confidence level (α = 0.005 per tail).

Constituent: Boron Analysis Run 11/15/2022 7:56 PM View: Appendix III - Trend Test
Plant Bowen Client: Southern Company Data: Bowen AP-1

Sanitas™ v.9.6.35 . UG

Sen's Slope Estimator

BGWC-30

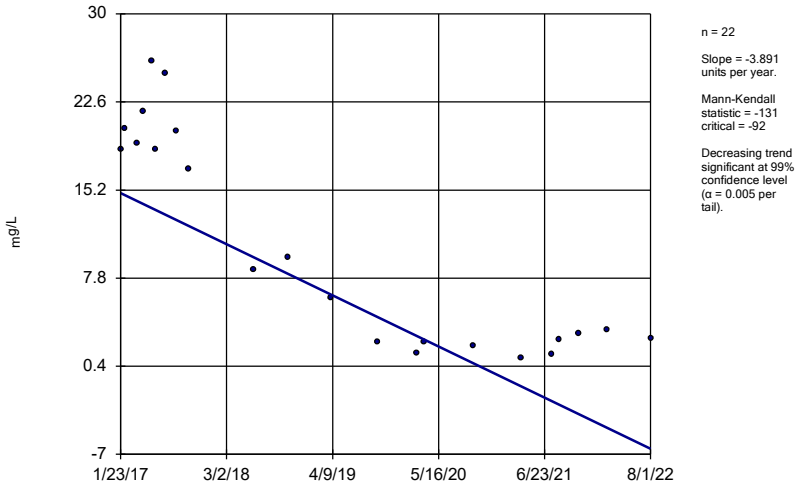

n = 22

Slope = -3.891 units per year.

Mann-Kendall statistic = -131
critical = -92

Decreasing trend significant at 99% confidence level (α = 0.005 per tail).

Constituent: Boron Analysis Run 11/15/2022 7:56 PM View: Appendix III - Trend Test
Plant Bowen Client: Southern Company Data: Bowen AP-1

Sanitas™ v.9.6.35 . UG

Sen's Slope Estimator

BGWC-7

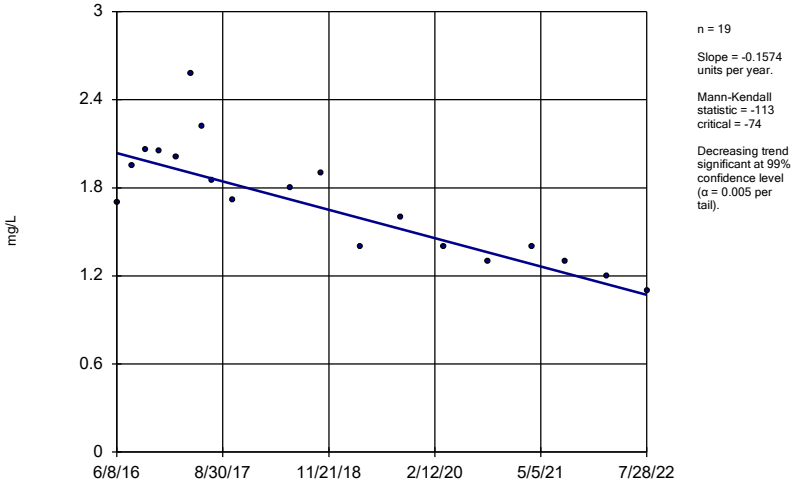

n = 19

Slope = -0.1574 units per year.

Mann-Kendall statistic = -113
critical = -74

Decreasing trend significant at 99% confidence level (α = 0.005 per tail).

Constituent: Boron Analysis Run 11/15/2022 7:56 PM View: Appendix III - Trend Test
Plant Bowen Client: Southern Company Data: Bowen AP-1

Sanitas™ v.9.6.35 . UG

Sen's Slope Estimator

BGWC-8

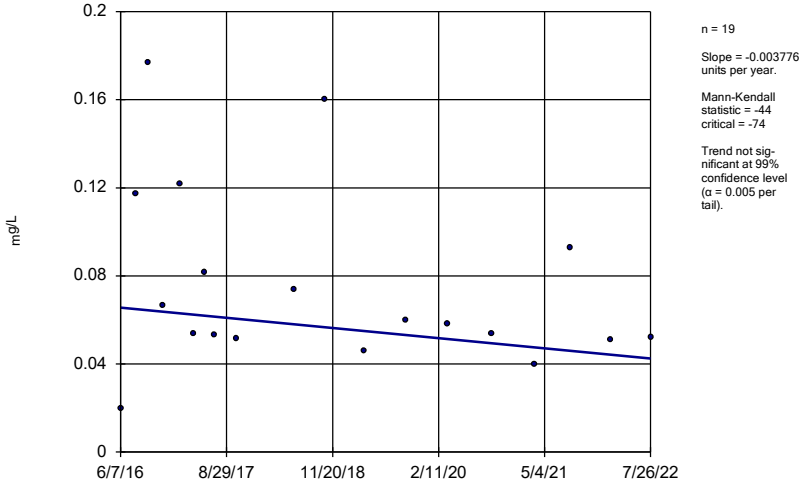

n = 19

Slope = -0.003776 units per year.

Mann-Kendall statistic = -44
critical = -74

Trend not sig-nificant at 99% confidence level (α = 0.005 per tail).

Constituent: Boron Analysis Run 11/15/2022 7:56 PM View: Appendix III - Trend Test
Plant Bowen Client: Southern Company Data: Bowen AP-1

Sanitas™ v.9.6.35 . UG

Sen's Slope Estimator

BGWC-9

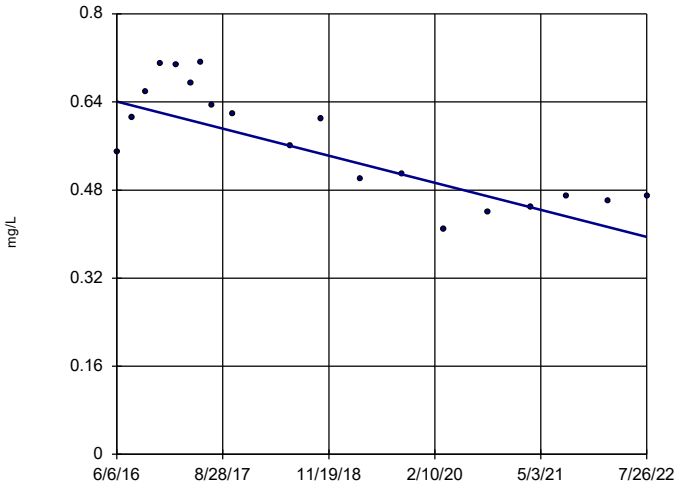

n = 19

Slope = -0.04004 units per year.

Mann-Kendall statistic = -92
critical = -74

Decreasing trend significant at 99% confidence level (α = 0.005 per tail).

Constituent: Boron Analysis Run 11/15/2022 7:56 PM View: Appendix III - Trend Test
Plant Bowen Client: Southern Company Data: Bowen AP-1

Sanitas™ v.9.6.35 . UG

Sen's Slope Estimator

BGWA-2 (bg)

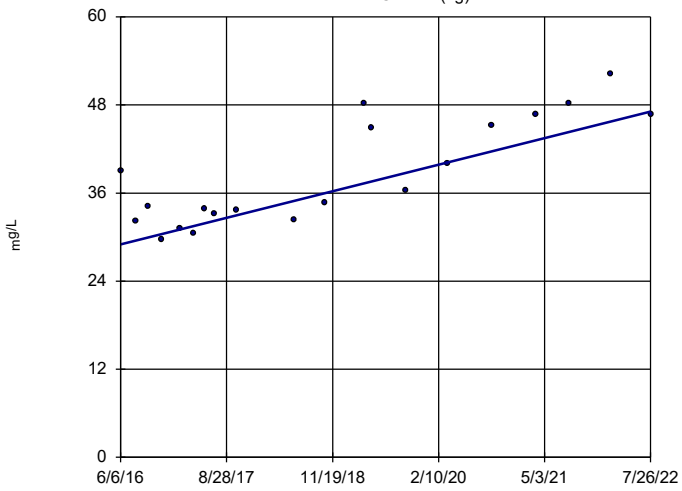

n = 20

Slope = 2.945 units per year.

Mann-Kendall statistic = 115
critical = 81

Increasing trend significant at 99% confidence level (α = 0.005 per tail).

Constituent: Calcium Analysis Run 11/15/2022 7:56 PM View: Appendix III - Trend Test
Plant Bowen Client: Southern Company Data: Bowen AP-1

Sanitas™ v.9.6.35 . UG

Sen's Slope Estimator

BGWA-29 (bg)

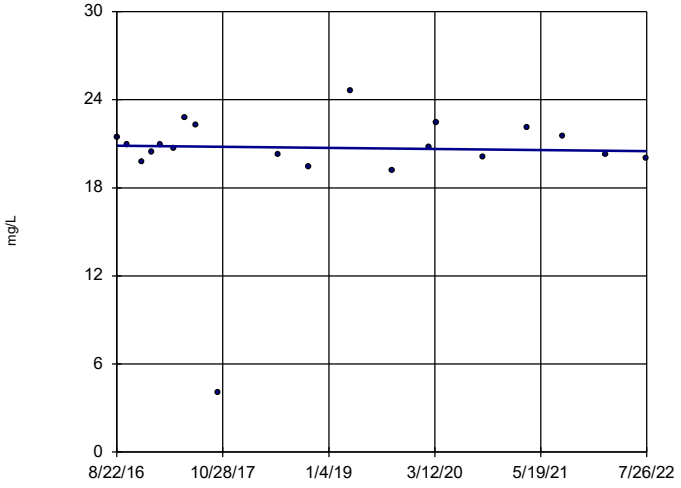

n = 20

Slope = -0.06243 units per year.

Mann-Kendall statistic = -12
critical = -81

Trend not significant at 99% confidence level (α = 0.005 per tail).

Constituent: Calcium Analysis Run 11/15/2022 7:56 PM View: Appendix III - Trend Test
Plant Bowen Client: Southern Company Data: Bowen AP-1

Sanitas™ v.9.6.35 . UG

Sen's Slope Estimator

BGWA-33 (bg)

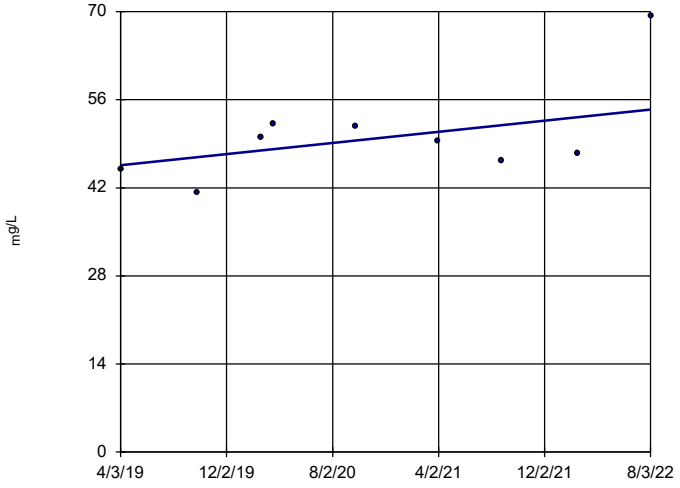

n = 9

Slope = 2.65 units per year.

Mann-Kendall statistic = 10
critical = 25

Trend not significant at 99% confidence level (α = 0.005 per tail).

Constituent: Calcium Analysis Run 11/15/2022 7:56 PM View: Appendix III - Trend Test
Plant Bowen Client: Southern Company Data: Bowen AP-1

Sanitas™ v.9.6.35 . UG

Sen's Slope Estimator

BGWA-47D (bg)

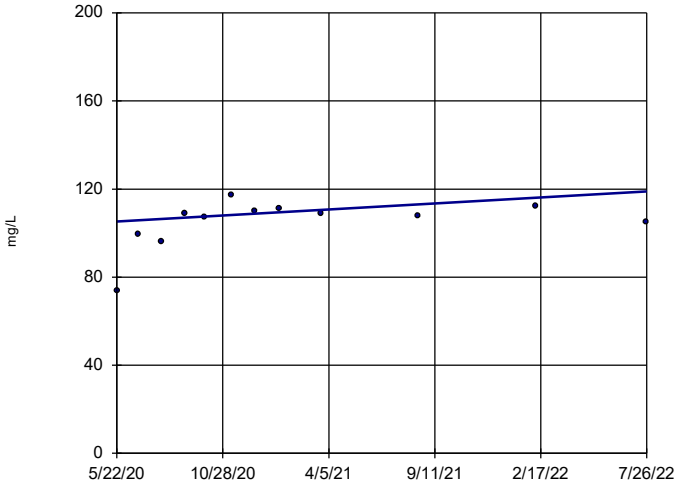

n = 12

Slope = 6.309 units per year.

Mann-Kendall statistic = 23 critical = 38

Trend not significant at 99% confidence level (α = 0.005 per tail).

Constituent: Calcium Analysis Run 11/15/2022 7:56 PM View: Appendix III - Trend Test

Plant Bowen Client: Southern Company Data: Bowen AP-1

Sanitas™ v.9.6.35 . UG

Sen's Slope Estimator

BGWA-48D (bg)

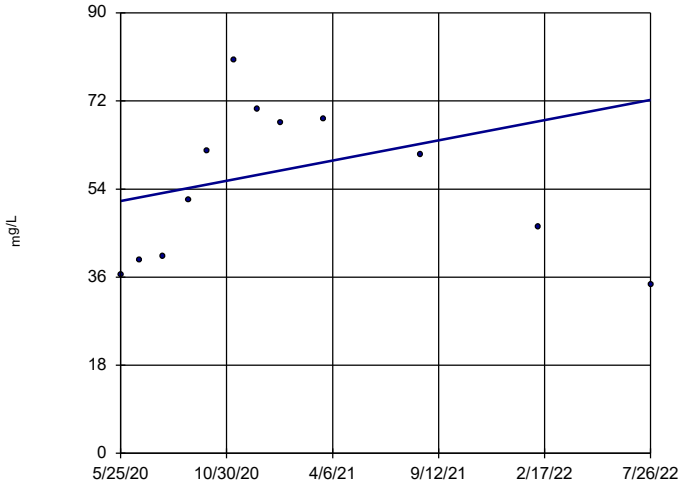

n = 12

Slope = 9.531 units per year.

Mann-Kendall statistic = 10 critical = 38

Trend not significant at 99% confidence level (α = 0.005 per tail).

Constituent: Calcium Analysis Run 11/15/2022 7:56 PM View: Appendix III - Trend Test

Plant Bowen Client: Southern Company Data: Bowen AP-1

Sanitas™ v.9.6.35 . UG

Sen's Slope Estimator

BGWC-12

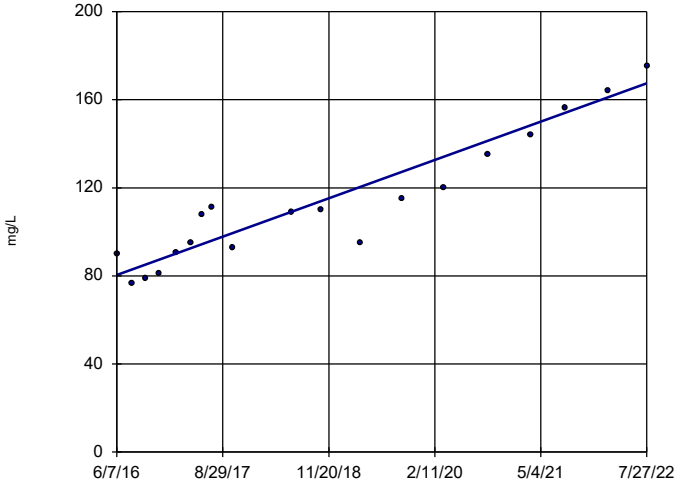

n = 19

Slope = 14.17 units per year.

Mann-Kendall statistic = 146 critical = 74

Increasing trend significant at 99% confidence level (α = 0.005 per tail).

Constituent: Calcium Analysis Run 11/15/2022 7:56 PM View: Appendix III - Trend Test

Plant Bowen Client: Southern Company Data: Bowen AP-1

Sanitas™ v.9.6.35 . UG

Sen's Slope Estimator

BGWC-14A

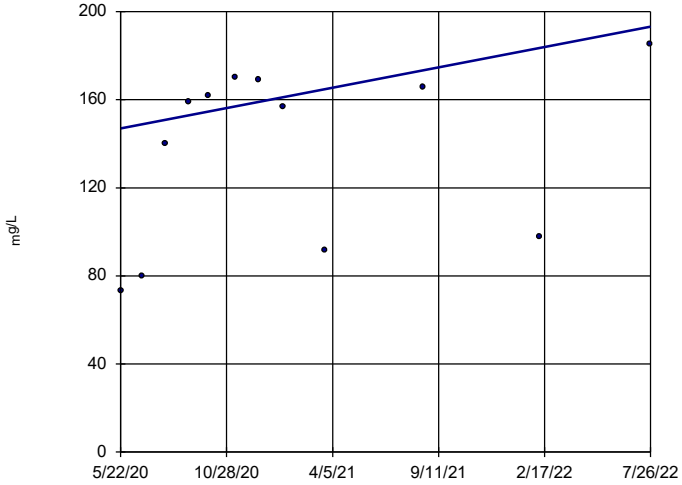

n = 12

Slope = 21.17 units per year.

Mann-Kendall statistic = 26 critical = 38

Trend not significant at 99% confidence level (α = 0.005 per tail).

Constituent: Calcium Analysis Run 11/15/2022 7:56 PM View: Appendix III - Trend Test

Plant Bowen Client: Southern Company Data: Bowen AP-1

Sanitas™ v.9.6.35 . UG

Sen's Slope Estimator

BGWC-16

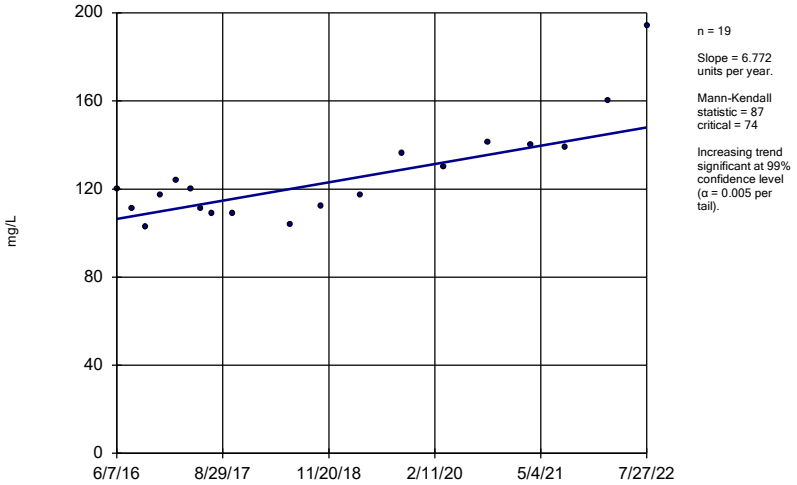

n = 19

Slope = 6.772 units per year.

Mann-Kendall statistic = 87 critical = 74

Increasing trend significant at 99% confidence level (α = 0.005 per tail).

Constituent: Calcium Analysis Run 11/15/2022 7:56 PM View: Appendix III - Trend Test

Plant Bowen Client: Southern Company Data: Bowen AP-1

Sanitas™ v.9.6.35 . UG

Sen's Slope Estimator

BGWC-20

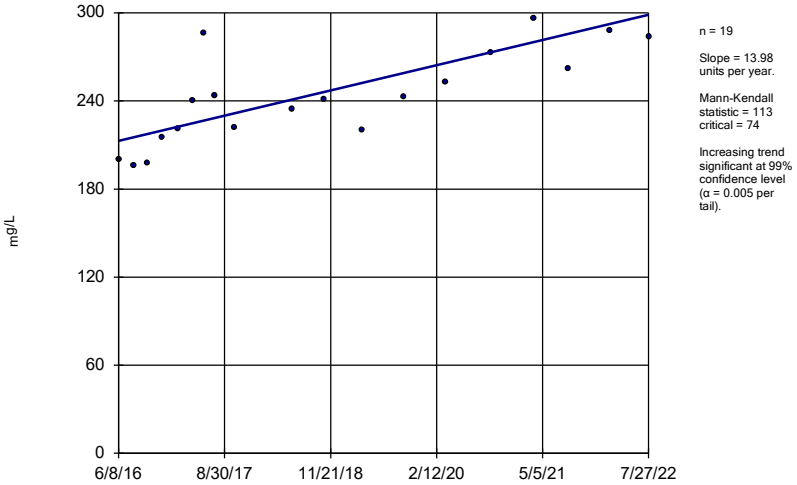

n = 19

Slope = 13.98 units per year.

Mann-Kendall statistic = 113 critical = 74

Increasing trend significant at 99% confidence level (α = 0.005 per tail).

Constituent: Calcium Analysis Run 11/15/2022 7:56 PM View: Appendix III - Trend Test

Plant Bowen Client: Southern Company Data: Bowen AP-1

Sanitas™ v.9.6.35 . UG

Sen's Slope Estimator

BGWC-22

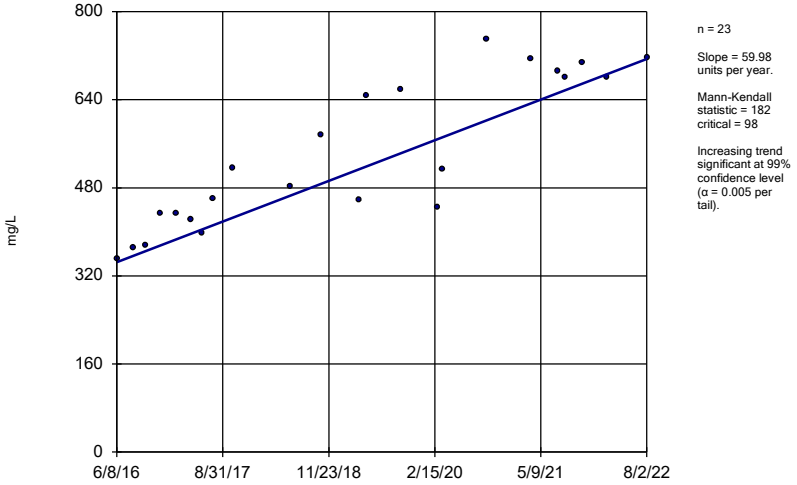

n = 23

Slope = 59.98 units per year.

Mann-Kendall statistic = 182 critical = 98

Increasing trend significant at 99% confidence level (α = 0.005 per tail).

Constituent: Calcium Analysis Run 11/15/2022 7:56 PM View: Appendix III - Trend Test

Plant Bowen Client: Southern Company Data: Bowen AP-1

Sanitas™ v.9.6.35 . UG

Sen's Slope Estimator

BGWC-23

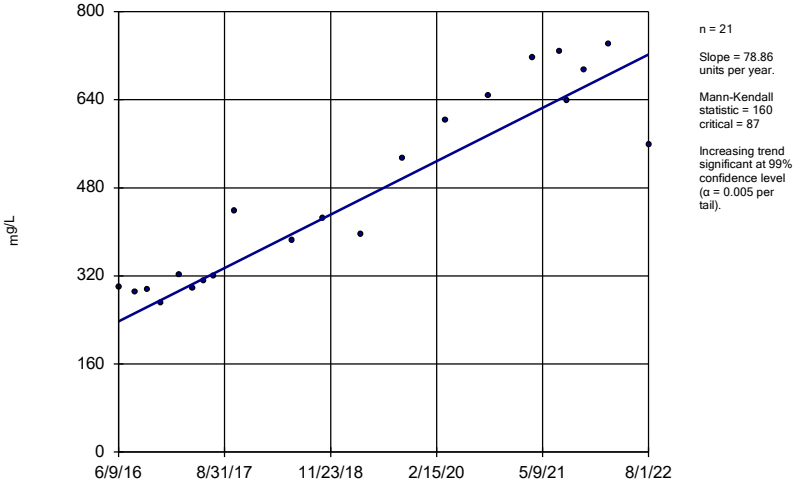

n = 21

Slope = 78.86 units per year.

Mann-Kendall statistic = 160 critical = 87

Increasing trend significant at 99% confidence level (α = 0.005 per tail).

Constituent: Calcium Analysis Run 11/15/2022 7:56 PM View: Appendix III - Trend Test

Plant Bowen Client: Southern Company Data: Bowen AP-1

Sen's Slope Estimator

BGWC-24

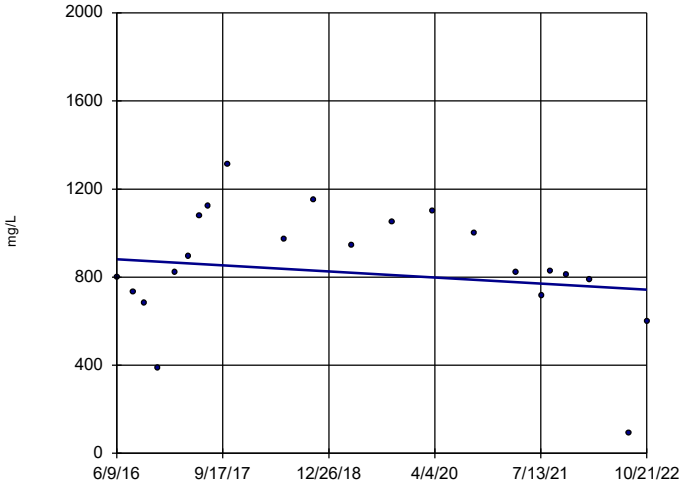

n = 22

Slope = -21.57 units per year.

Mann-Kendall statistic = -29 critical = -92

Trend not significant at 99% confidence level (α = 0.005 per tail).

Constituent: Calcium Analysis Run 11/15/2022 7:56 PM View: Appendix III - Trend Test

Plant Bowen Client: Southern Company Data: Bowen AP-1

Sanitas™ v.9.6.35 . UG

Sen's Slope Estimator

BGWC-7

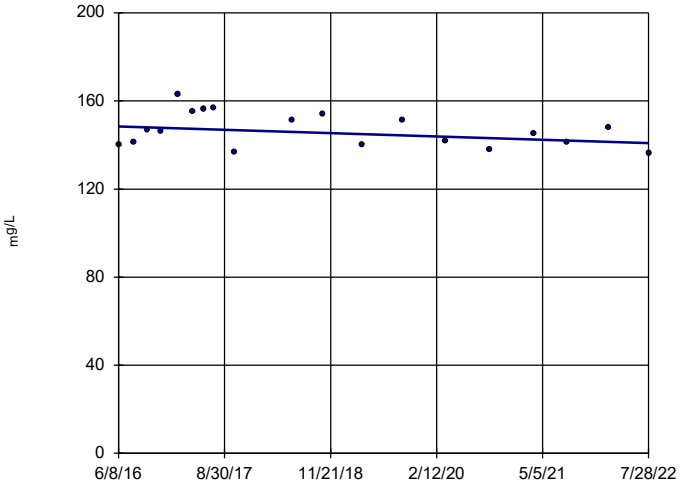

n = 19

Slope = -1.232 units per year.

Mann-Kendall statistic = -34 critical = -74

Trend not significant at 99% confidence level (α = 0.005 per tail).

Constituent: Calcium Analysis Run 11/15/2022 7:56 PM View: Appendix III - Trend Test

Plant Bowen Client: Southern Company Data: Bowen AP-1

Sanitas™ v.9.6.35 . UG

Sen's Slope Estimator

BGWA-2 (bg)

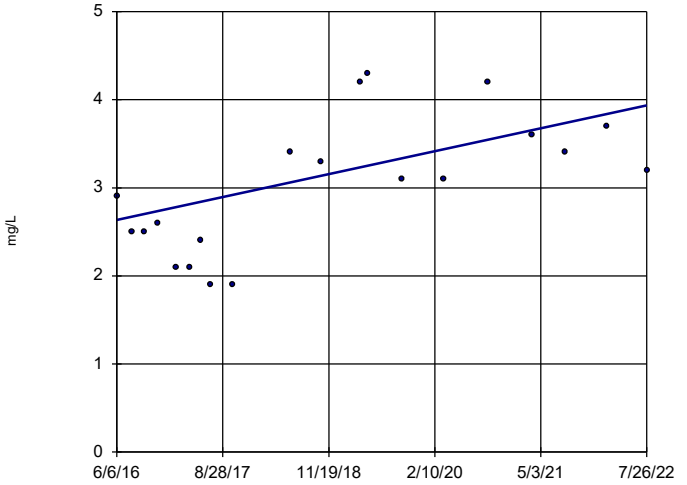

n = 20

Slope = 0.2119 units per year.

Mann-Kendall statistic = 70 critical = 81

Trend not significant at 99% confidence level (α = 0.005 per tail).

Constituent: Chloride Analysis Run 11/15/2022 7:56 PM View: Appendix III - Trend Test

Plant Bowen Client: Southern Company Data: Bowen AP-1

Sanitas™ v.9.6.35 . UG

Sen's Slope Estimator

BGWA-29 (bg)

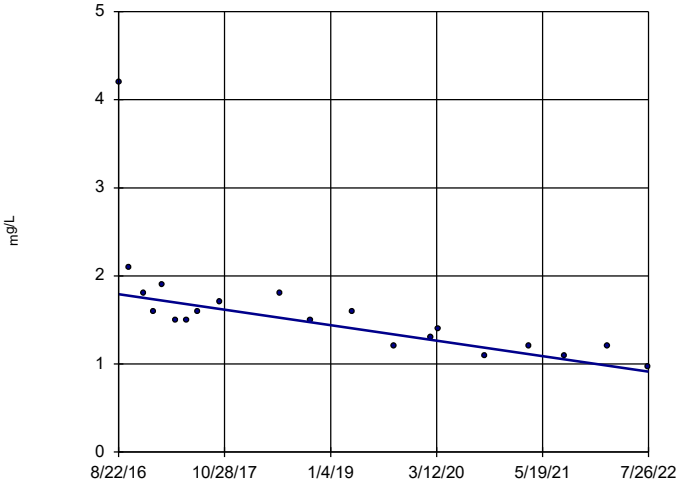

n = 20

Slope = -0.1487 units per year.

Mann-Kendall statistic = -135 critical = -81

Decreasing trend significant at 99% confidence level (α = 0.005 per tail).

Constituent: Chloride Analysis Run 11/15/2022 7:56 PM View: Appendix III - Trend Test

Plant Bowen Client: Southern Company Data: Bowen AP-1

Sanitas™ v.9.6.35 . UG

Sen's Slope Estimator

BGWA-33 (bg)

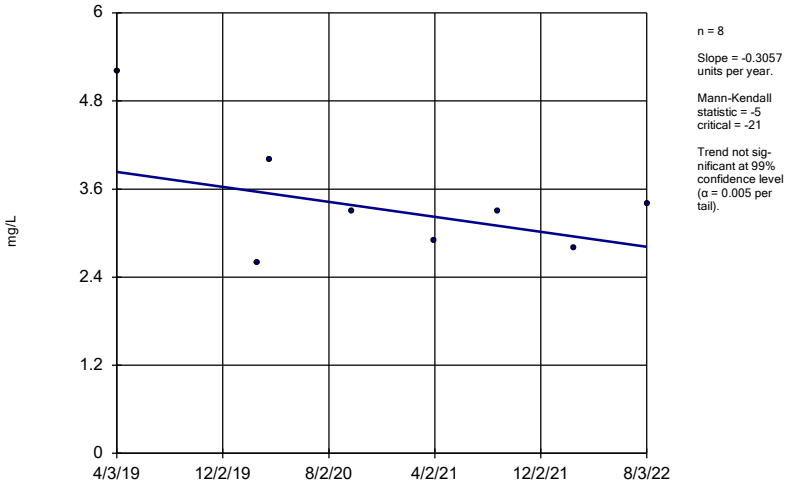

n = 8

Slope = -0.3057 units per year.

Mann-Kendall statistic = -5 critical = -21

Trend not significant at 99% confidence level (α = 0.005 per tail).

Constituent: Chloride Analysis Run 11/15/2022 7:56 PM View: Appendix III - Trend Test

Plant Bowen Client: Southern Company Data: Bowen AP-1

Sanitas™ v.9.6.35 . UG

Sen's Slope Estimator

BGWA-47D (bg)

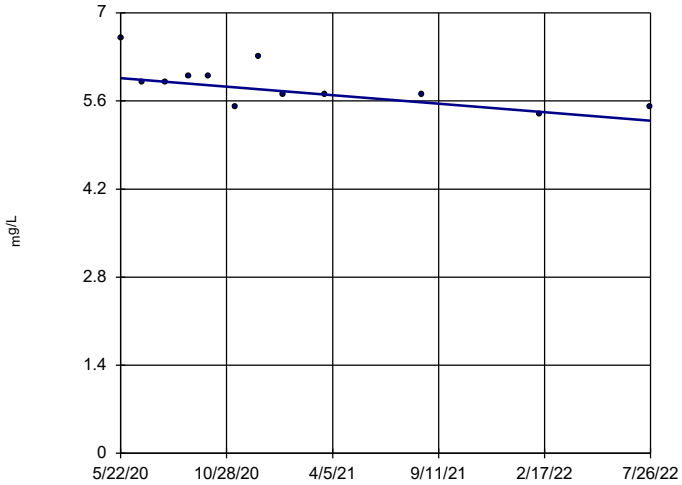

n = 12

Slope = -0.3104 units per year.

Mann-Kendall statistic = -34 critical = -38

Trend not significant at 99% confidence level (α = 0.005 per tail).

Constituent: Chloride Analysis Run 11/15/2022 7:56 PM View: Appendix III - Trend Test

Plant Bowen Client: Southern Company Data: Bowen AP-1

Sanitas™ v.9.6.35 . UG

Sen's Slope Estimator

BGWA-48D (bg)

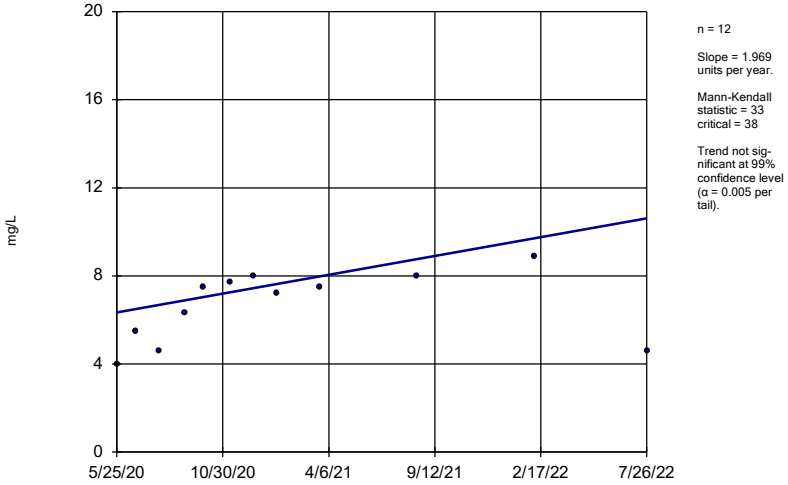

n = 12

Slope = 1.969 units per year.

Mann-Kendall statistic = 33 critical = 38

Trend not significant at 99% confidence level (α = 0.005 per tail).

Constituent: Chloride Analysis Run 11/15/2022 7:56 PM View: Appendix III - Trend Test

Plant Bowen Client: Southern Company Data: Bowen AP-1

Sanitas™ v.9.6.35 . UG

Sen's Slope Estimator

BGWC-10

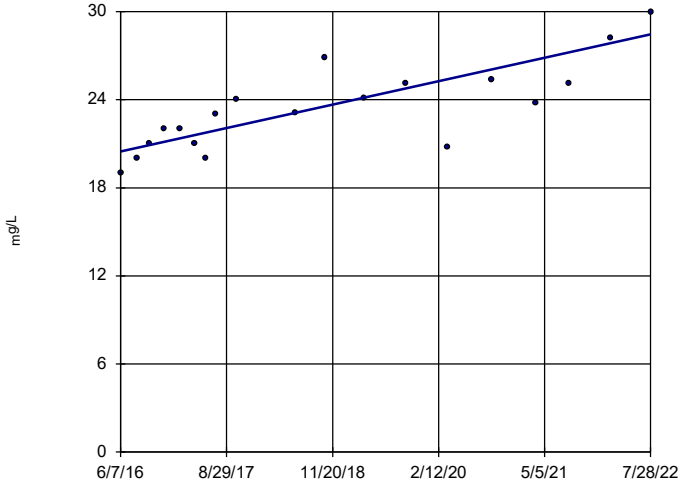

n = 19

Slope = 1.301 units per year.

Mann-Kendall statistic = 113 critical = 74

Increasing trend significant at 99% confidence level (α = 0.005 per tail).

Constituent: Chloride Analysis Run 11/15/2022 7:56 PM View: Appendix III - Trend Test

Plant Bowen Client: Southern Company Data: Bowen AP-1

Sanitas™ v.9.6.35 . UG

Sen's Slope Estimator

BGWC-12

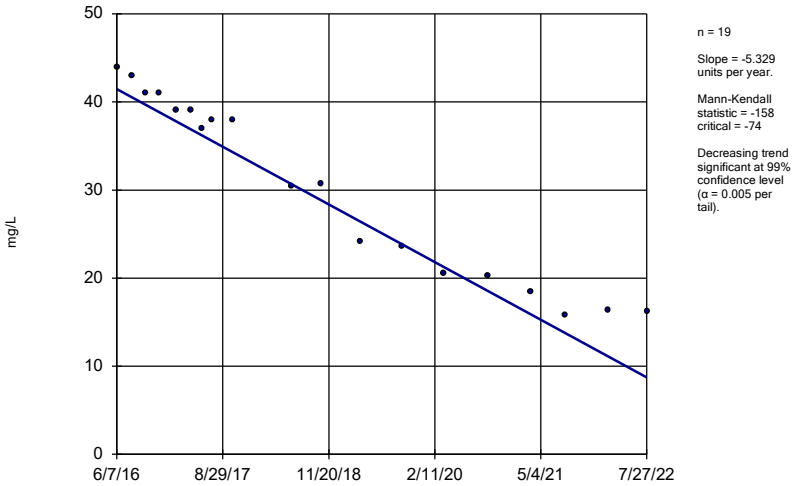

n = 19

Slope = -5.329 units per year.

Mann-Kendall statistic = -158 critical = -74

Decreasing trend significant at 99% confidence level (α = 0.005 per tail).

Constituent: Chloride Analysis Run 11/15/2022 7:56 PM View: Appendix III - Trend Test

Plant Bowen Client: Southern Company Data: Bowen AP-1

Sanitas™ v.9.6.35 . UG

Sen's Slope Estimator

BGWC-14A

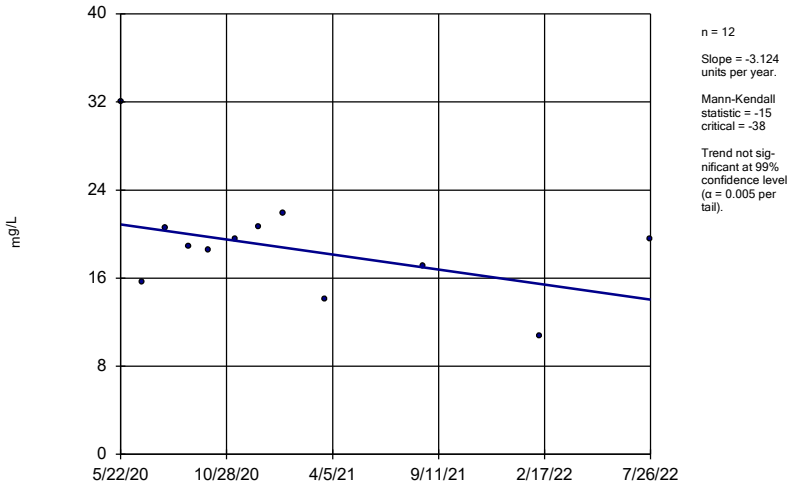

n = 12

Slope = -3.124 units per year.

Mann-Kendall statistic = -15 critical = -38

Trend not significant at 99% confidence level (α = 0.005 per tail).

Constituent: Chloride Analysis Run 11/15/2022 7:56 PM View: Appendix III - Trend Test

Plant Bowen Client: Southern Company Data: Bowen AP-1

Sanitas™ v.9.6.35 . UG

Sen's Slope Estimator

BGWC-16

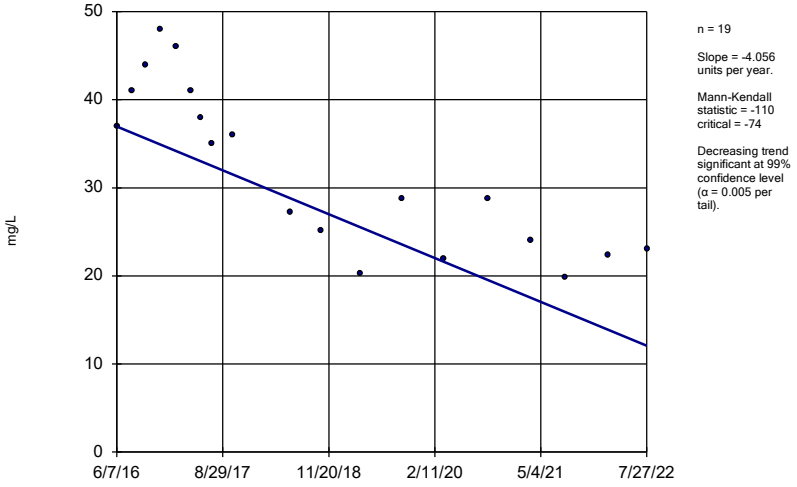

n = 19

Slope = -4.056 units per year.

Mann-Kendall statistic = -110 critical = -74

Decreasing trend significant at 99% confidence level (α = 0.005 per tail).

Constituent: Chloride Analysis Run 11/15/2022 7:56 PM View: Appendix III - Trend Test

Plant Bowen Client: Southern Company Data: Bowen AP-1

Sanitas™ v.9.6.35 . UG

Sen's Slope Estimator

BGWC-17

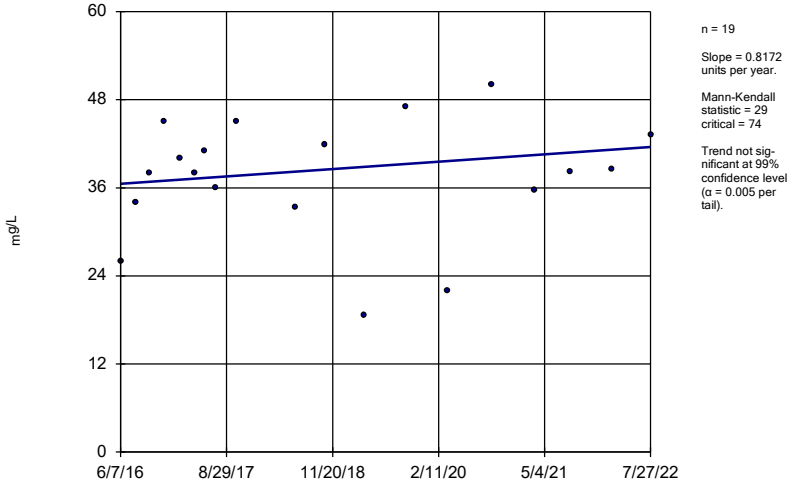

n = 19

Slope = 0.8172 units per year.

Mann-Kendall statistic = 29 critical = 74

Trend not significant at 99% confidence level (α = 0.005 per tail).

Constituent: Chloride Analysis Run 11/15/2022 7:56 PM View: Appendix III - Trend Test

Plant Bowen Client: Southern Company Data: Bowen AP-1

Sen's Slope Estimator

BGWC-18

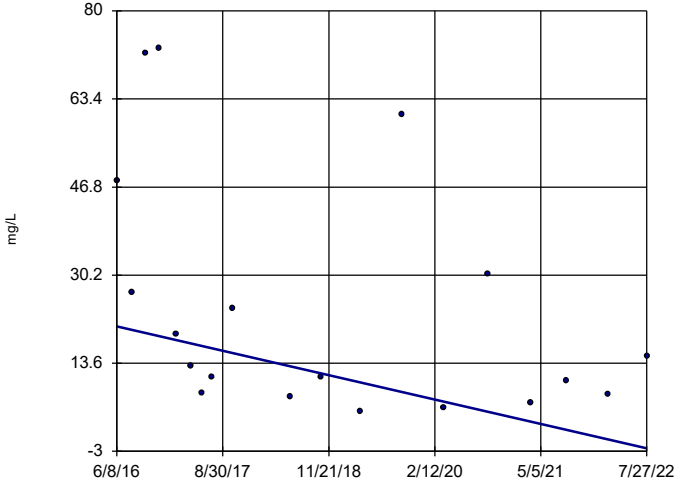

n = 19

Slope = -3.744 units per year.

Mann-Kendall statistic = -63
critical = -74

Trend not significant at 99% confidence level (α = 0.005 per tail).

Constituent: Chloride Analysis Run 11/15/2022 7:56 PM View: Appendix III - Trend Test
Plant Bowen Client: Southern Company Data: Bowen AP-1

Sanitas™ v.9.6.35 . UG

Sen's Slope Estimator

BGWC-20

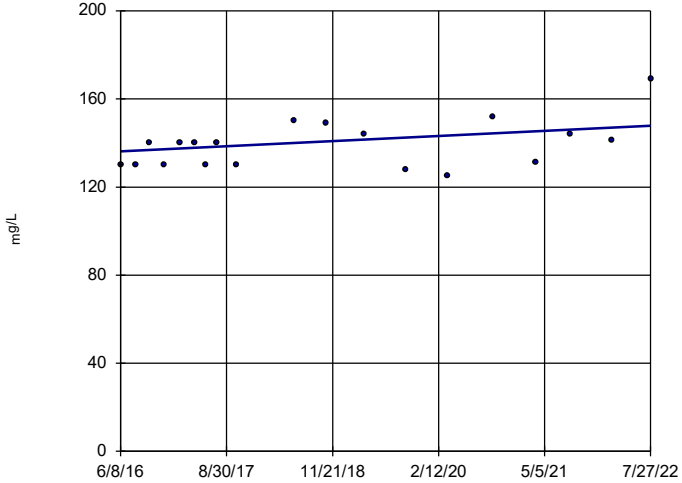

n = 19

Slope = 1.884 units per year.

Mann-Kendall statistic = 50
critical = 74

Trend not significant at 99% confidence level (α = 0.005 per tail).

Constituent: Chloride Analysis Run 11/15/2022 7:56 PM View: Appendix III - Trend Test
Plant Bowen Client: Southern Company Data: Bowen AP-1

Sanitas™ v.9.6.35 . UG

Sen's Slope Estimator

BGWC-22

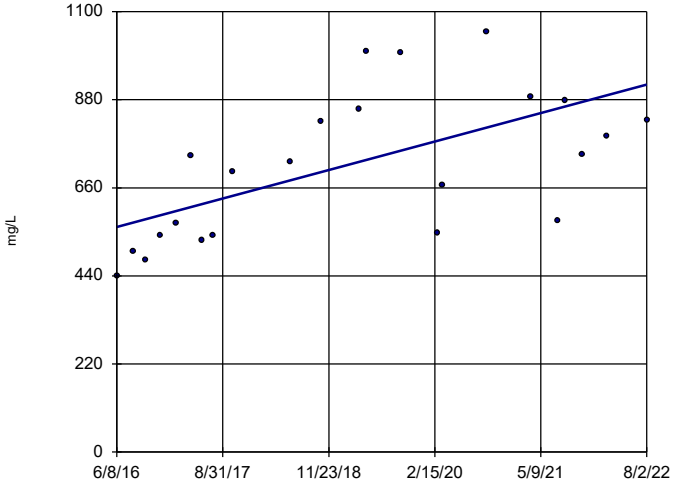

n = 23

Slope = 57.74 units per year.

Mann-Kendall statistic = 130
critical = 98

Increasing trend significant at 99% confidence level (α = 0.005 per tail).

Constituent: Chloride Analysis Run 11/15/2022 7:56 PM View: Appendix III - Trend Test
Plant Bowen Client: Southern Company Data: Bowen AP-1

Sanitas™ v.9.6.35 . UG

Sen's Slope Estimator

BGWC-23

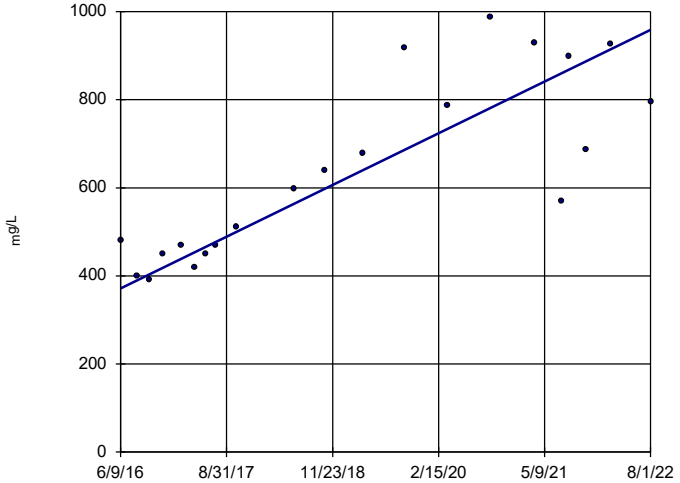

n = 21

Slope = 95.49 units per year.

Mann-Kendall statistic = 138
critical = 87

Increasing trend significant at 99% confidence level (α = 0.005 per tail).

Constituent: Chloride Analysis Run 11/15/2022 7:56 PM View: Appendix III - Trend Test
Plant Bowen Client: Southern Company Data: Bowen AP-1

Sanitas™ v.9.6.35 . UG

Sen's Slope Estimator

BGWC-24

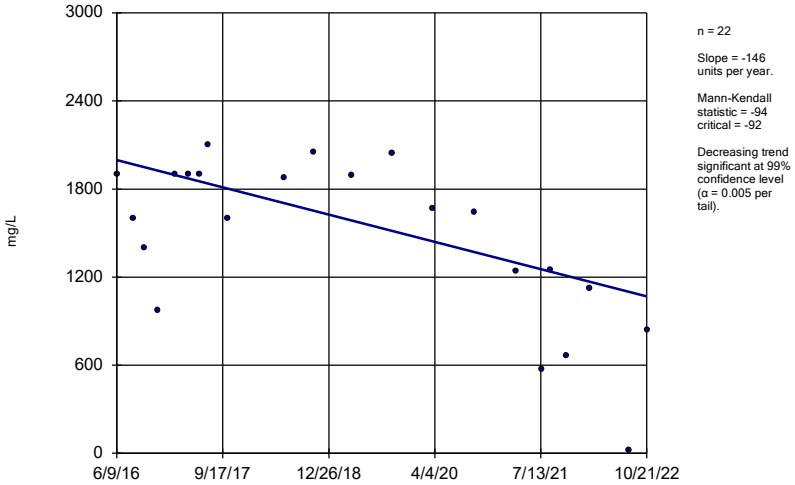

n = 22

Slope = -146 units per year.

Mann-Kendall statistic = -94 critical = -92

Decreasing trend significant at 99% confidence level (α = 0.005 per tail).

Constituent: Chloride Analysis Run 11/15/2022 7:56 PM View: Appendix III - Trend Test

Plant Bowen Client: Southern Company Data: Bowen AP-1

Sanitas™ v.9.6.35 . UG

Sen's Slope Estimator

BGWC-30

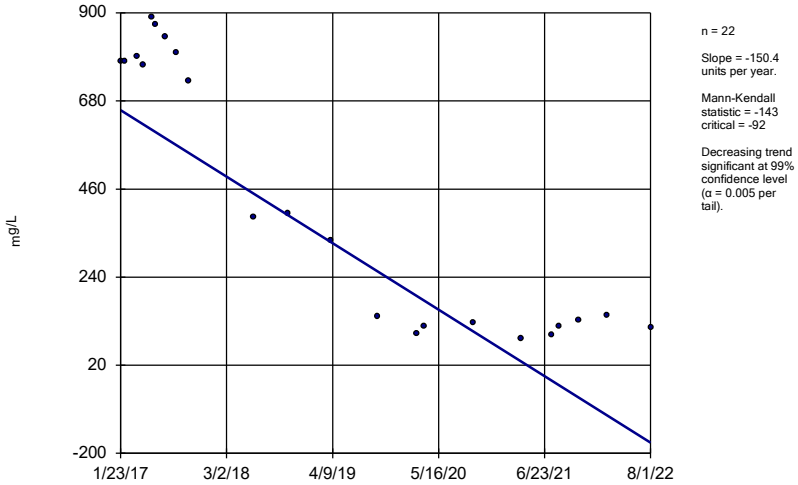

n = 22

Slope = -150.4 units per year.

Mann-Kendall statistic = -143 critical = -92

Decreasing trend significant at 99% confidence level (α = 0.005 per tail).

Constituent: Chloride Analysis Run 11/15/2022 7:56 PM View: Appendix III - Trend Test

Plant Bowen Client: Southern Company Data: Bowen AP-1

Sanitas™ v.9.6.35 . UG

Sen's Slope Estimator

BGWC-9

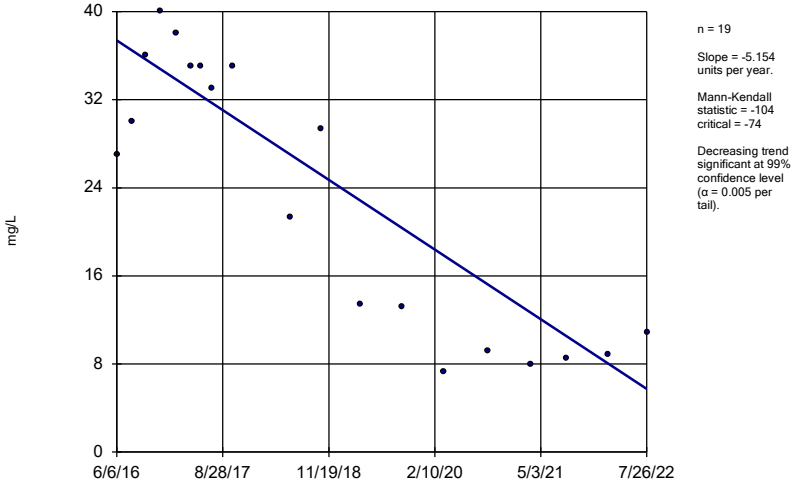

n = 19

Slope = -5.154 units per year.

Mann-Kendall statistic = -104 critical = -74

Decreasing trend significant at 99% confidence level (α = 0.005 per tail).

Constituent: Chloride Analysis Run 11/15/2022 7:56 PM View: Appendix III - Trend Test

Plant Bowen Client: Southern Company Data: Bowen AP-1

Sanitas™ v.9.6.35 . UG

Sen's Slope Estimator

BGWA-2 (bg)

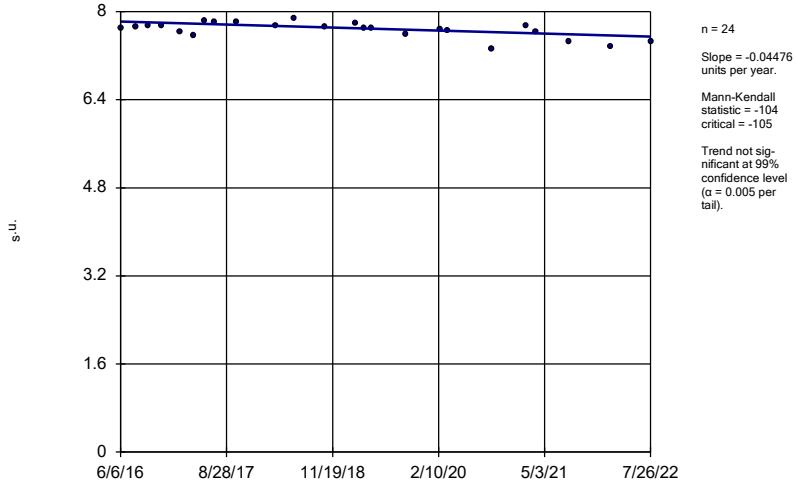

n = 24

Slope = -0.04476 units per year.

Mann-Kendall statistic = -104 critical = -105

Trend not sig-nificant at 99% confidence level (α = 0.005 per tail).

Constituent: pH Analysis Run 11/15/2022 7:56 PM View: Appendix III - Trend Test

Plant Bowen Client: Southern Company Data: Bowen AP-1

Sanitas™ v.9.6.35 . UG

Sen's Slope Estimator

BGWA-29 (bg)

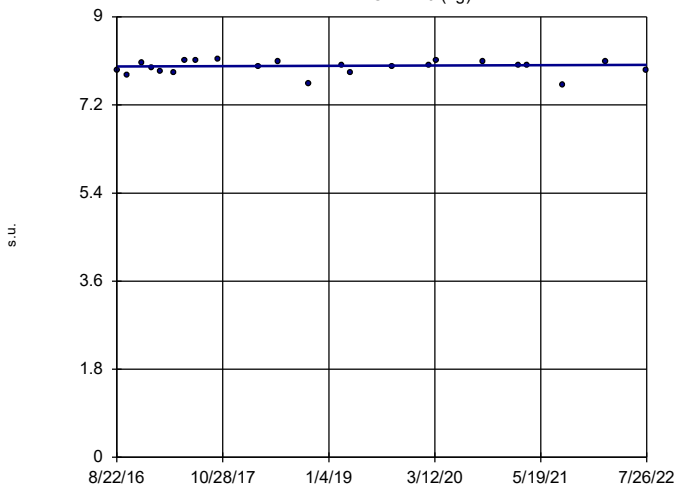

n = 23

Slope = 0.005772 units per year.

Mann-Kendall statistic = 17
critical = 98

Trend not significant at 99% confidence level (α = 0.005 per tail).

Constituent: pH Analysis Run 11/15/2022 7:56 PM View: Appendix III - Trend Test
Plant Bowen Client: Southern Company Data: Bowen AP-1

Sanitas™ v.9.6.35 . UG

Sen's Slope Estimator

BGWA-33 (bg)

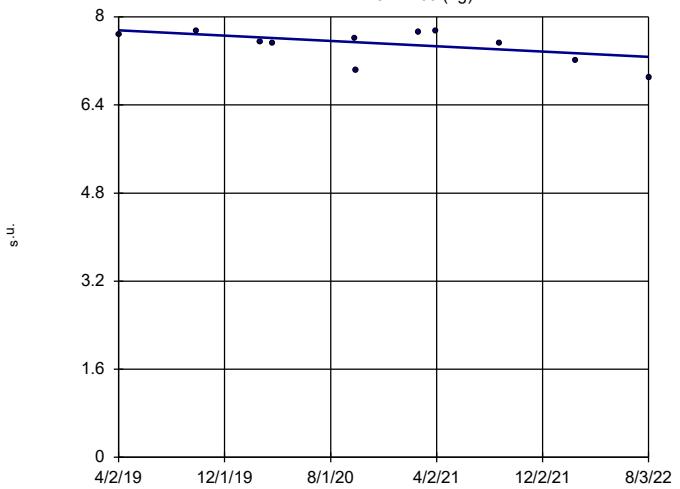

n = 11

Slope = -0.1448 units per year.

Mann-Kendall statistic = -22
critical = -34

Trend not significant at 99% confidence level (α = 0.005 per tail).

Constituent: pH Analysis Run 11/15/2022 7:56 PM View: Appendix III - Trend Test
Plant Bowen Client: Southern Company Data: Bowen AP-1

Sanitas™ v.9.6.35 . UG

Sen's Slope Estimator

BGWA-47D (bg)

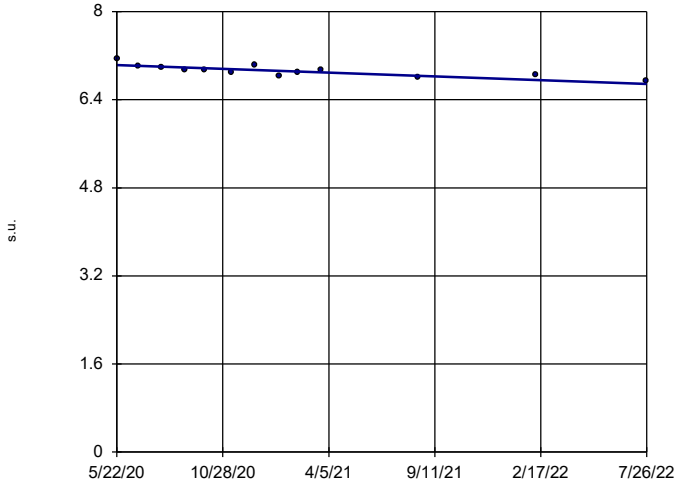

n = 13

Slope = -0.1588 units per year.

Mann-Kendall statistic = -54
critical = -43

Decreasing trend significant at 99% confidence level (α = 0.005 per tail).

Constituent: pH Analysis Run 11/15/2022 7:56 PM View: Appendix III - Trend Test
Plant Bowen Client: Southern Company Data: Bowen AP-1

Sanitas™ v.9.6.35 . UG

Sen's Slope Estimator

BGWA-48D (bg)

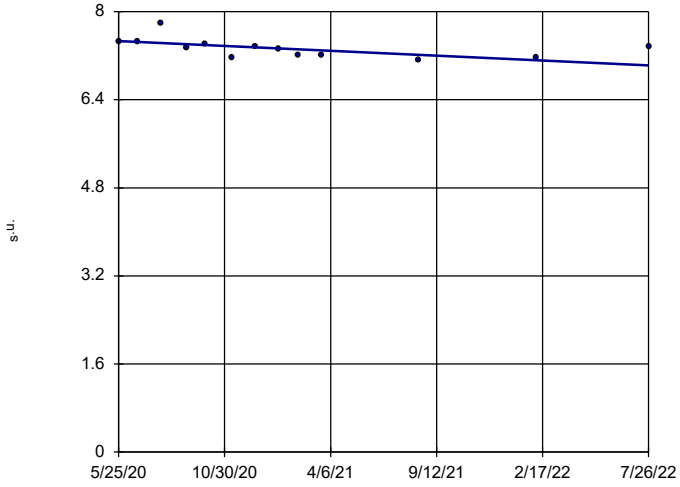

n = 13

Slope = -0.2026 units per year.

Mann-Kendall statistic = -41
critical = -43

Trend not significant at 99% confidence level (α = 0.005 per tail).

Constituent: pH Analysis Run 11/15/2022 7:56 PM View: Appendix III - Trend Test
Plant Bowen Client: Southern Company Data: Bowen AP-1

Sanitas™ v.9.6.35 . UG

Sen's Slope Estimator

BGWC-16

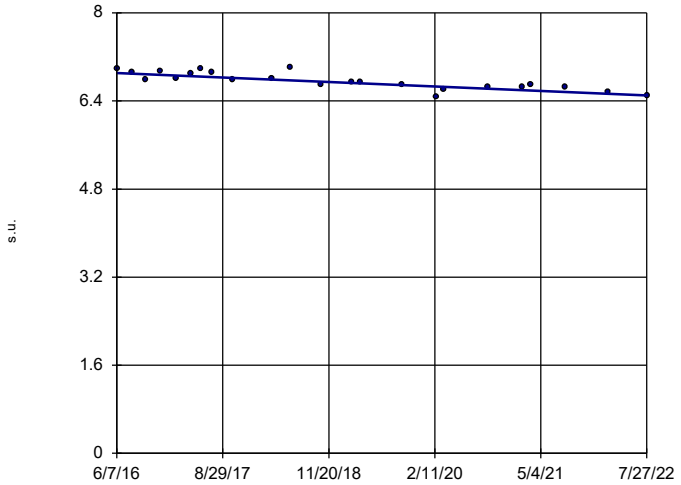

n = 23

Slope = -0.06548 units per year.

Mann-Kendall statistic = -161
critical = -98

Decreasing trend significant at 99% confidence level (α = 0.005 per tail).

Constituent: pH Analysis Run 11/15/2022 7:56 PM View: Appendix III - Trend Test
Plant Bowen Client: Southern Company Data: Bowen AP-1

Sanitas™ v.9.6.35 . UG

Sen's Slope Estimator

BGWC-19

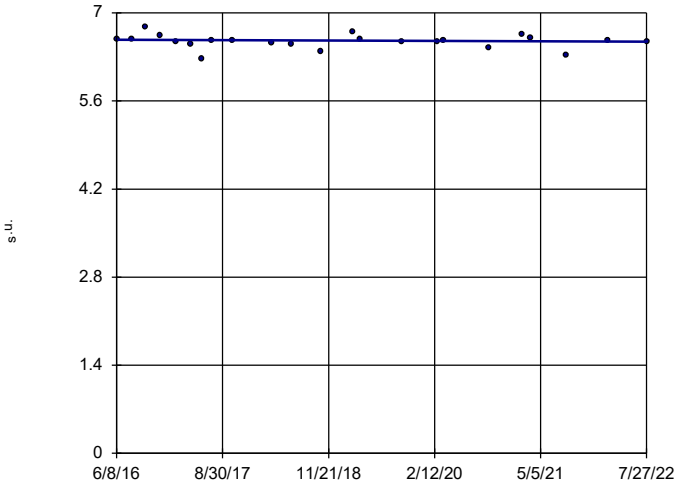

n = 23

Slope = -0.005105 units per year.

Mann-Kendall statistic = -31
critical = -98

Trend not significant at 99% confidence level (α = 0.005 per tail).

Constituent: pH Analysis Run 11/15/2022 7:56 PM View: Appendix III - Trend Test
Plant Bowen Client: Southern Company Data: Bowen AP-1

Sanitas™ v.9.6.35 . UG

Sen's Slope Estimator

BGWC-24

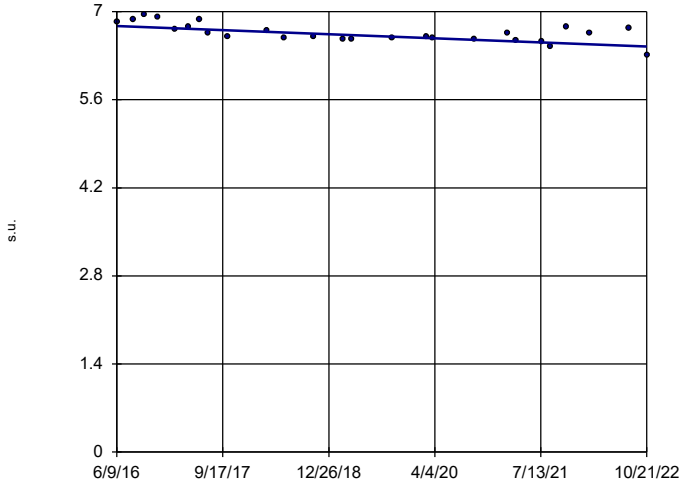

n = 26

Slope = -0.05117 units per year.

Mann-Kendall statistic = -165
critical = -118

Decreasing trend significant at 99% confidence level (α = 0.005 per tail).

Constituent: pH Analysis Run 11/15/2022 7:56 PM View: Appendix III - Trend Test
Plant Bowen Client: Southern Company Data: Bowen AP-1

Sanitas™ v.9.6.35 . UG

Sen's Slope Estimator

BGWA-2 (bg)

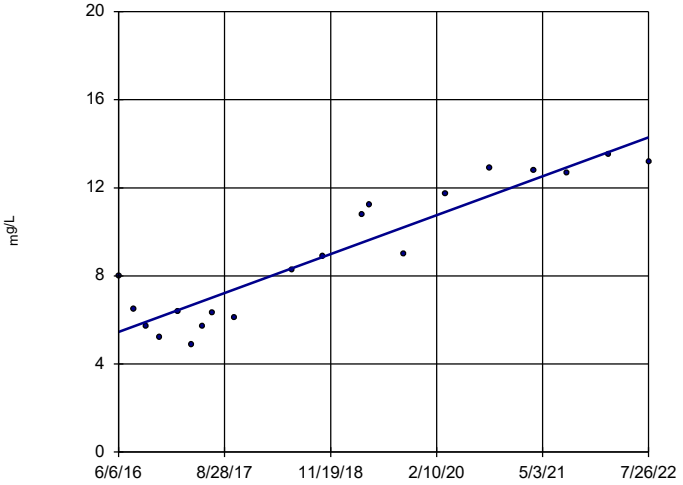

n = 20

Slope = 1.439 units per year.

Mann-Kendall statistic = 131
critical = 81

Increasing trend significant at 99% confidence level (α = 0.005 per tail).

Constituent: Sulfate Analysis Run 11/15/2022 7:56 PM View: Appendix III - Trend Test
Plant Bowen Client: Southern Company Data: Bowen AP-1

Sanitas™ v.9.6.35 . UG

Sen's Slope Estimator

BGWA-29 (bg)

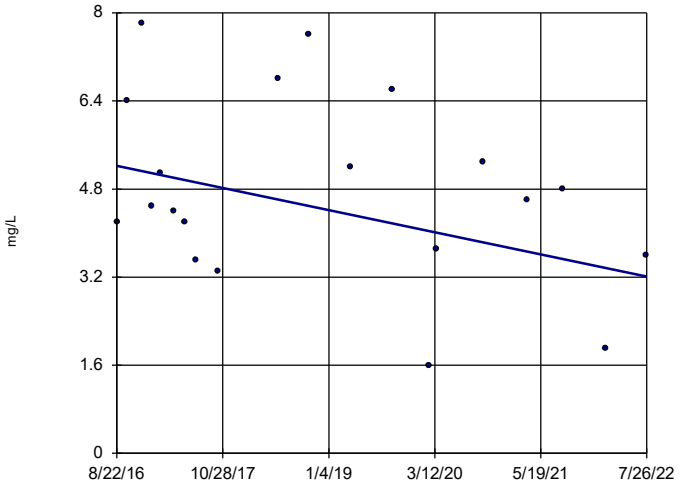

n = 20

Slope = -0.3385 units per year.

Mann-Kendall statistic = -39
critical = -81

Trend not significant at 99% confidence level (α = 0.005 per tail).

Constituent: Sulfate Analysis Run 11/15/2022 7:56 PM View: Appendix III - Trend Test
Plant Bowen Client: Southern Company Data: Bowen AP-1

Sanitas™ v.9.6.35 . UG

Sen's Slope Estimator

BGWA-33 (bg)

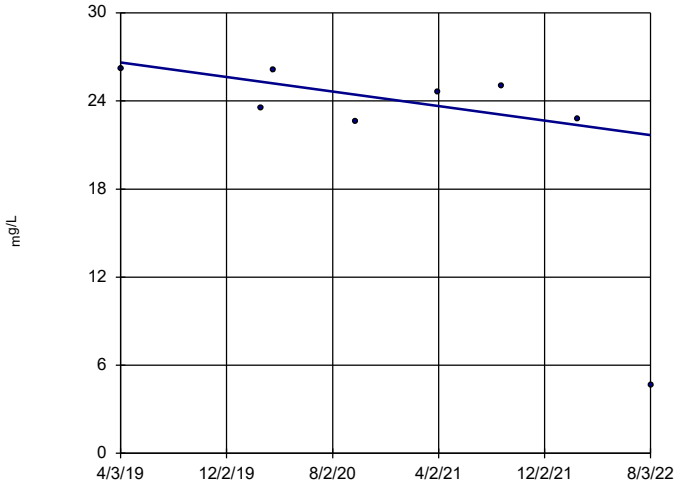

n = 8

Slope = -1.483 units per year.

Mann-Kendall statistic = -14
critical = -21

Trend not significant at 99% confidence level (α = 0.005 per tail).

Constituent: Sulfate Analysis Run 11/15/2022 7:56 PM View: Appendix III - Trend Test
Plant Bowen Client: Southern Company Data: Bowen AP-1

Sanitas™ v.9.6.35 . UG

Sen's Slope Estimator

BGWA-47D (bg)

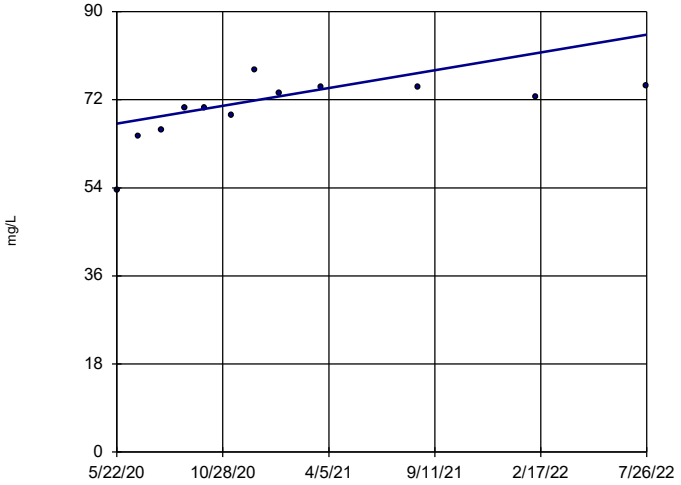

n = 12

Slope = 8.354 units per year.

Mann-Kendall statistic = 44
critical = 38

Increasing trend significant at 99% confidence level (α = 0.005 per tail).

Constituent: Sulfate Analysis Run 11/15/2022 7:56 PM View: Appendix III - Trend Test
Plant Bowen Client: Southern Company Data: Bowen AP-1

Sanitas™ v.9.6.35 . UG

Sen's Slope Estimator

BGWA-48D (bg)

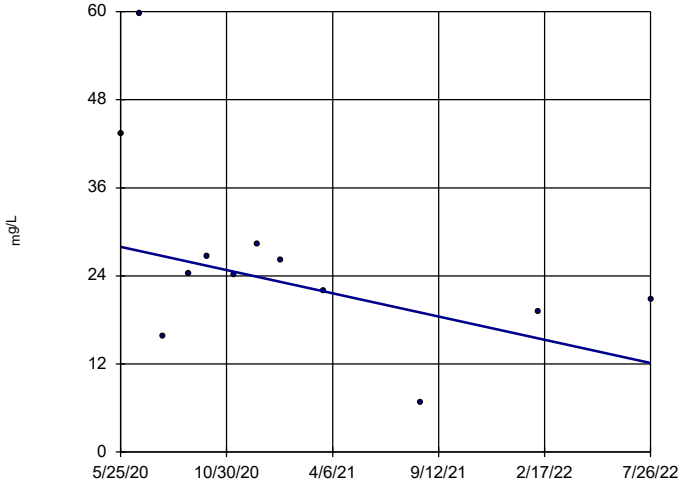

n = 12

Slope = -7.306 units per year.

Mann-Kendall statistic = -30
critical = -38

Trend not significant at 99% confidence level (α = 0.005 per tail).

Constituent: Sulfate Analysis Run 11/15/2022 7:56 PM View: Appendix III - Trend Test
Plant Bowen Client: Southern Company Data: Bowen AP-1

Sanitas™ v.9.6.35 . UG

Sen's Slope Estimator

BGWC-10

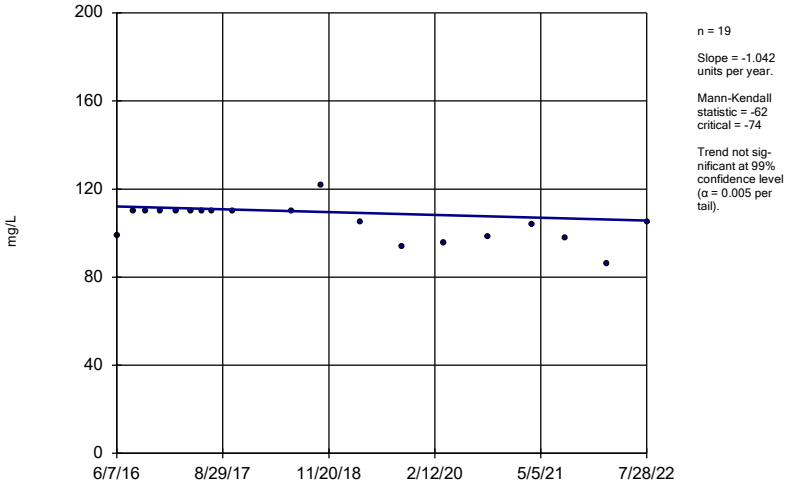

n = 19

Slope = -1.042 units per year.

Mann-Kendall statistic = -62 critical = -74

Trend not significant at 99% confidence level (α = 0.005 per tail).

Constituent: Sulfate Analysis Run 11/15/2022 7:56 PM View: Appendix III - Trend Test

Plant Bowen Client: Southern Company Data: Bowen AP-1

Sanitas™ v.9.6.35 . UG

Sen's Slope Estimator

BGWC-12

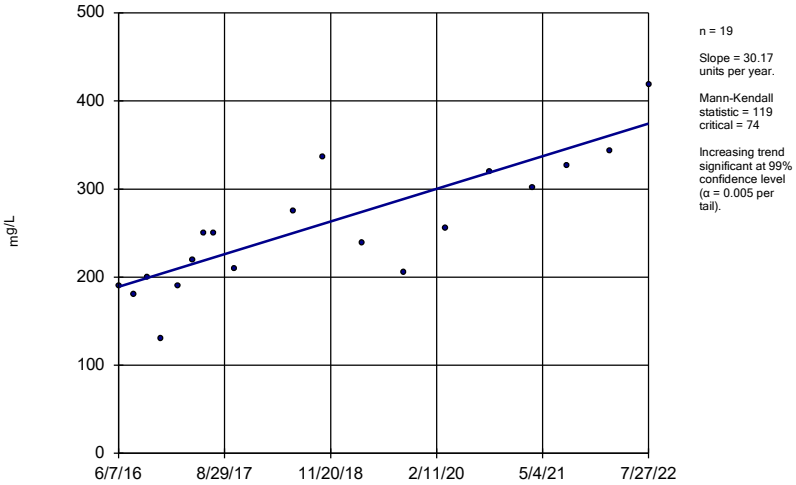

n = 19

Slope = 30.17 units per year.

Mann-Kendall statistic = 119 critical = 74

Increasing trend significant at 99% confidence level (α = 0.005 per tail).

Constituent: Sulfate Analysis Run 11/15/2022 7:56 PM View: Appendix III - Trend Test

Plant Bowen Client: Southern Company Data: Bowen AP-1

Sanitas™ v.9.6.35 . UG

Sen's Slope Estimator

BGWC-14A

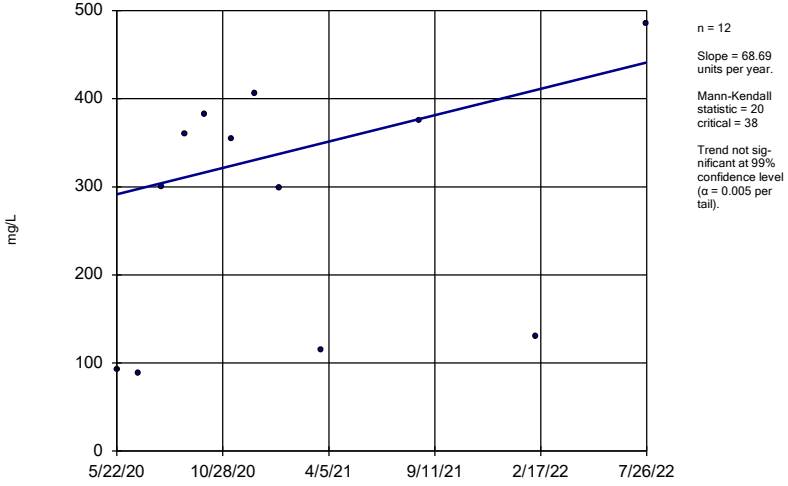

n = 12

Slope = 68.69 units per year.

Mann-Kendall statistic = 20 critical = 38

Trend not significant at 99% confidence level (α = 0.005 per tail).

Constituent: Sulfate Analysis Run 11/15/2022 7:56 PM View: Appendix III - Trend Test

Plant Bowen Client: Southern Company Data: Bowen AP-1

Sanitas™ v.9.6.35 . UG

Sen's Slope Estimator

BGWC-16

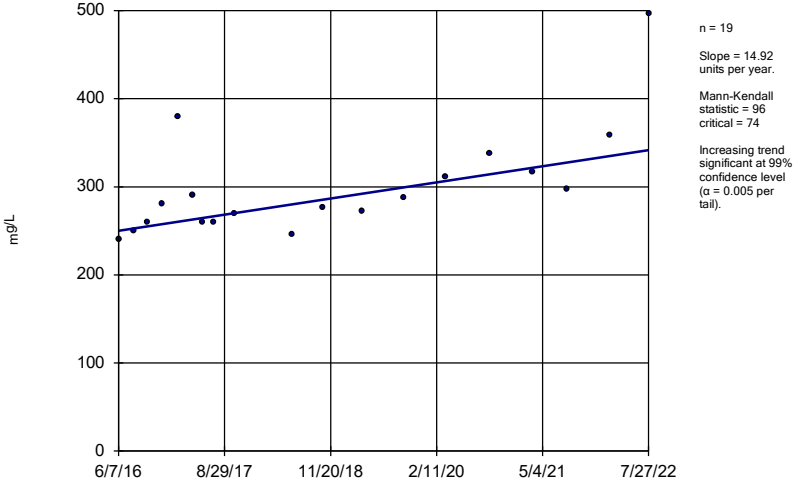

n = 19

Slope = 14.92 units per year.

Mann-Kendall statistic = 96 critical = 74

Increasing trend significant at 99% confidence level (α = 0.005 per tail).

Constituent: Sulfate Analysis Run 11/15/2022 7:56 PM View: Appendix III - Trend Test

Plant Bowen Client: Southern Company Data: Bowen AP-1

Sanitas™ v.9.6.35 . UG

Sen's Slope Estimator

BGWC-17

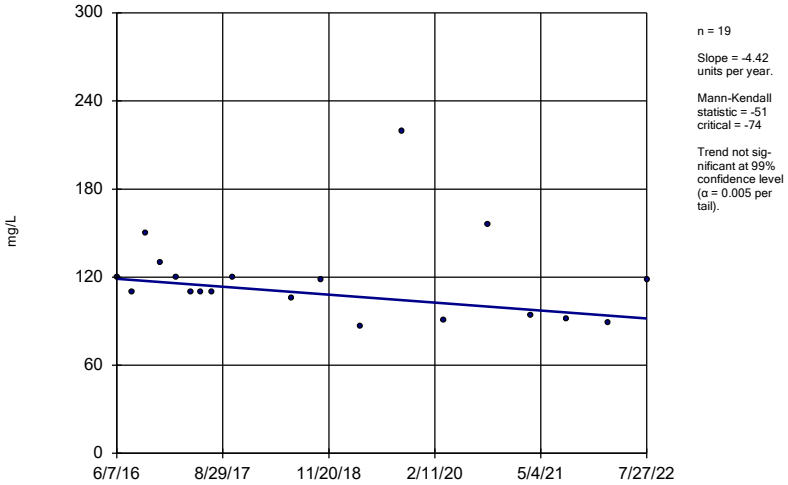

n = 19

Slope = -4.42 units per year.

Mann-Kendall statistic = -51 critical = -74

Trend not significant at 99% confidence level (α = 0.005 per tail).

Constituent: Sulfate Analysis Run 11/15/2022 7:56 PM View: Appendix III - Trend Test

Plant Bowen Client: Southern Company Data: Bowen AP-1

Sanitas™ v.9.6.35 . UG

Sen's Slope Estimator

BGWC-19

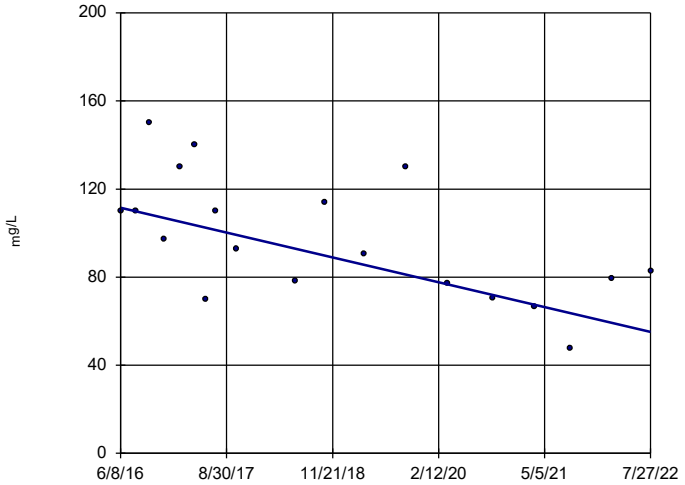

n = 19

Slope = -9.18 units per year.

Mann-Kendall statistic = -75 critical = -74

Decreasing trend significant at 99% confidence level (α = 0.005 per tail).

Constituent: Sulfate Analysis Run 11/15/2022 7:57 PM View: Appendix III - Trend Test

Plant Bowen Client: Southern Company Data: Bowen AP-1

Sanitas™ v.9.6.35 . UG

Sen's Slope Estimator

BGWC-20

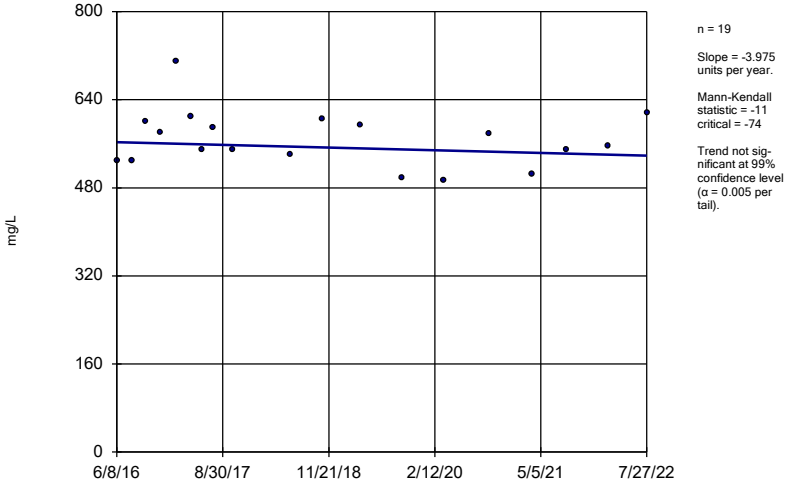

n = 19

Slope = -3.975 units per year.

Mann-Kendall statistic = -11 critical = -74

Trend not significant at 99% confidence level (α = 0.005 per tail).

Constituent: Sulfate Analysis Run 11/15/2022 7:57 PM View: Appendix III - Trend Test

Plant Bowen Client: Southern Company Data: Bowen AP-1

Sanitas™ v.9.6.35 . UG

Sen's Slope Estimator

BGWC-22

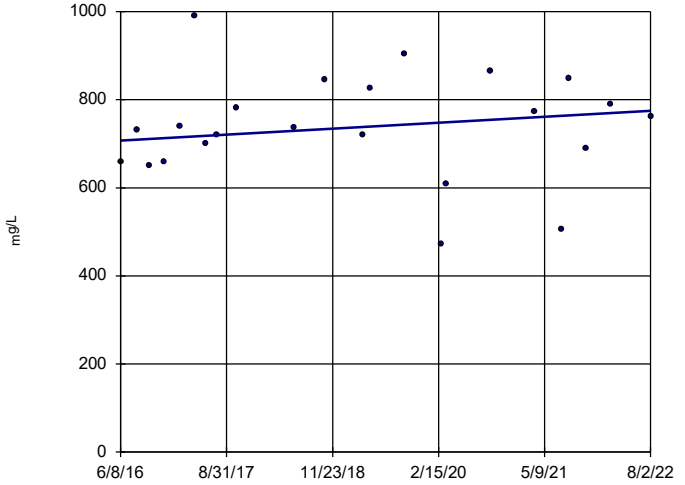

n = 23

Slope = 10.94 units per year.

Mann-Kendall statistic = 35 critical = 98

Trend not significant at 99% confidence level (α = 0.005 per tail).

Constituent: Sulfate Analysis Run 11/15/2022 7:57 PM View: Appendix III - Trend Test

Plant Bowen Client: Southern Company Data: Bowen AP-1

Sanitas™ v.9.6.35 . UG

Sen's Slope Estimator

BGWC-23

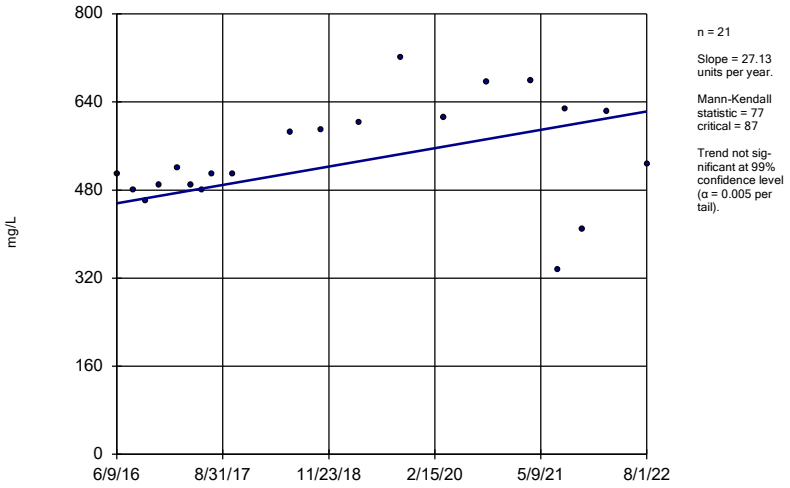

n = 21

Slope = 27.13 units per year.

Mann-Kendall statistic = 77 critical = 87

Trend not significant at 99% confidence level (α = 0.005 per tail).

Constituent: Sulfate Analysis Run 11/15/2022 7:57 PM View: Appendix III - Trend Test

Plant Bowen Client: Southern Company Data: Bowen AP-1

Sanitas™ v.9.6.35 . UG

Sen's Slope Estimator

BGWC-24

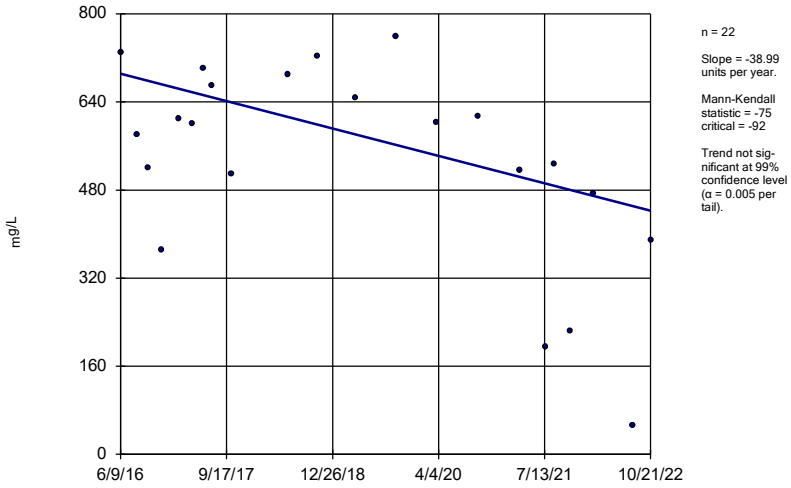

n = 22

Slope = -38.99 units per year.

Mann-Kendall statistic = -75 critical = -92

Trend not significant at 99% confidence level (α = 0.005 per tail).

Constituent: Sulfate Analysis Run 11/15/2022 7:57 PM View: Appendix III - Trend Test

Plant Bowen Client: Southern Company Data: Bowen AP-1

Sanitas™ v.9.6.35 . UG

Sen's Slope Estimator

BGWC-7

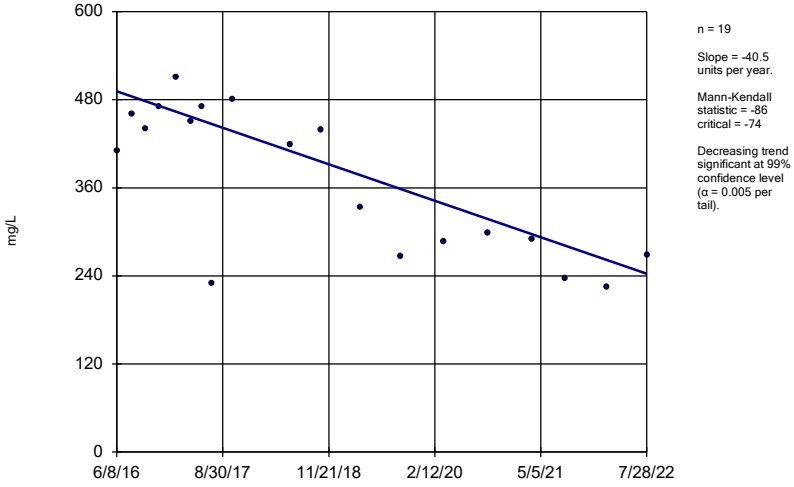

n = 19

Slope = -40.5 units per year.

Mann-Kendall statistic = -86 critical = -74

Decreasing trend significant at 99% confidence level (α = 0.005 per tail).

Constituent: Sulfate Analysis Run 11/15/2022 7:57 PM View: Appendix III - Trend Test

Plant Bowen Client: Southern Company Data: Bowen AP-1

Sanitas™ v.9.6.35 . UG

Sen's Slope Estimator

BGWC-9

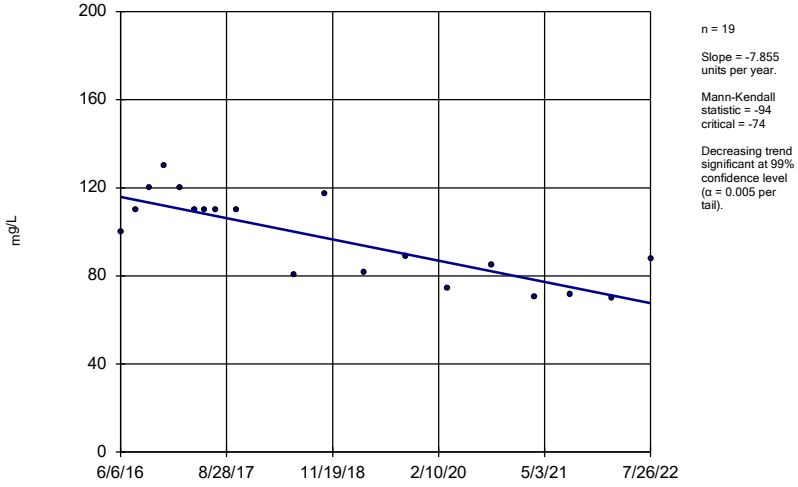

n = 19

Slope = -7.855 units per year.

Mann-Kendall statistic = -94 critical = -74

Decreasing trend significant at 99% confidence level (α = 0.005 per tail).

Constituent: Sulfate Analysis Run 11/15/2022 7:57 PM View: Appendix III - Trend Test

Plant Bowen Client: Southern Company Data: Bowen AP-1

Sanitas™ v.9.6.35 . UG

Sen's Slope Estimator

BGWA-2 (bg)

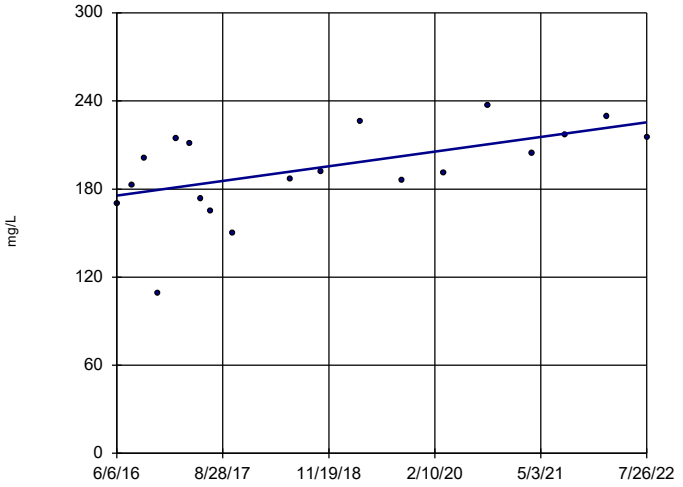

n = 19

Slope = 8.12 units per year.

Mann-Kendall statistic = 73 critical = 74

Trend not sig-nificant at 99% confidence level (α = 0.005 per tail).

Constituent: Total Dissolved Solids Analysis Run 11/15/2022 7:57 PM View: Appendix III - Trend Test

Plant Bowen Client: Southern Company Data: Bowen AP-1

Sanitas™ v.9.6.35 . UG

Sen's Slope Estimator

BGWA-29 (bg)

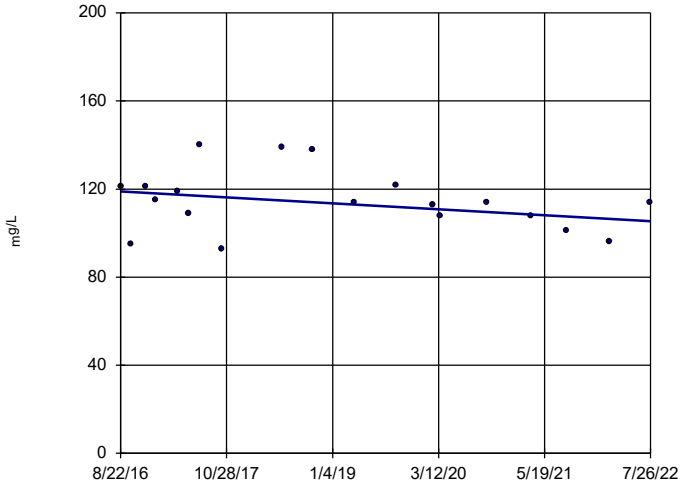

n = 19

Slope = -2.288 units per year.

Mann-Kendall statistic = -46 critical = -74

Trend not sig-nificant at 99% confidence level (α = 0.005 per tail).

Constituent: Total Dissolved Solids Analysis Run 11/15/2022 7:57 PM View: Appendix III - Trend Test

Plant Bowen Client: Southern Company Data: Bowen AP-1

Sanitas™ v.9.6.35 . UG

Sen's Slope Estimator

BGWA-33 (bg)

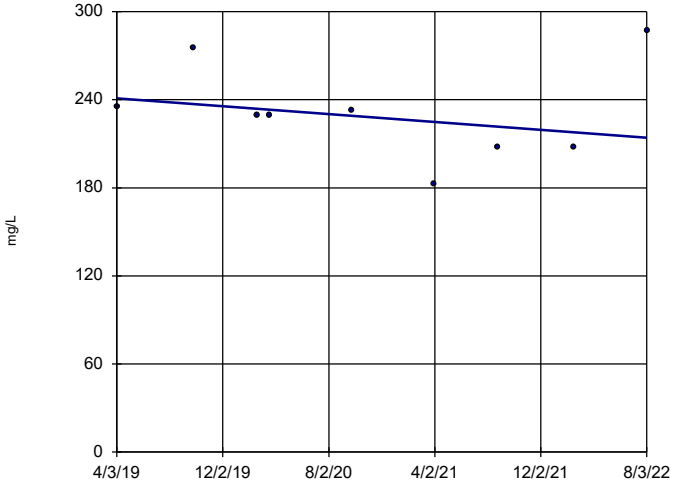

n = 9

Slope = -8.072 units per year.

Mann-Kendall statistic = -8 critical = -25

Trend not sig-nificant at 99% confidence level (α = 0.005 per tail).

Constituent: Total Dissolved Solids Analysis Run 11/15/2022 7:57 PM View: Appendix III - Trend Test

Plant Bowen Client: Southern Company Data: Bowen AP-1

Sanitas™ v.9.6.35 . UG

Sen's Slope Estimator

BGWA-47D (bg)

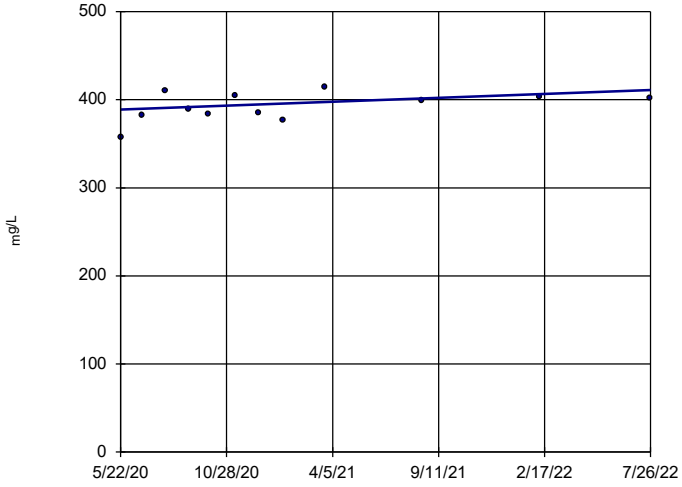

n = 12

Slope = 10.2 units per year.

Mann-Kendall statistic = 20 critical = 38

Trend not sig-nificant at 99% confidence level (α = 0.005 per tail).

Constituent: Total Dissolved Solids Analysis Run 11/15/2022 7:57 PM View: Appendix III - Trend Test

Plant Bowen Client: Southern Company Data: Bowen AP-1

Sanitas™ v.9.6.35 . UG

Sen's Slope Estimator

BGWA-48D (bg)

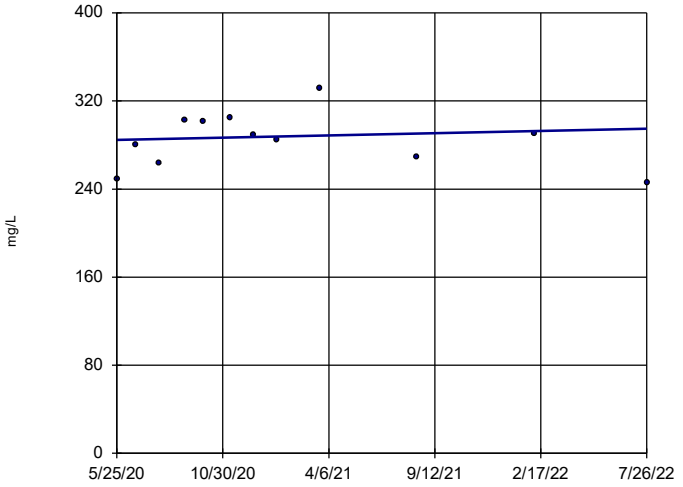

n = 12

Slope = 4.746 units per year.

Mann-Kendall statistic = 4 critical = 38

Trend not significant at 99% confidence level (α = 0.005 per tail).

Constituent: Total Dissolved Solids Analysis Run 11/15/2022 7:57 PM View: Appendix III - Trend Test

Plant Bowen Client: Southern Company Data: Bowen AP-1

Sanitas™ v.9.6.35 . UG

Sen's Slope Estimator

BGWC-12

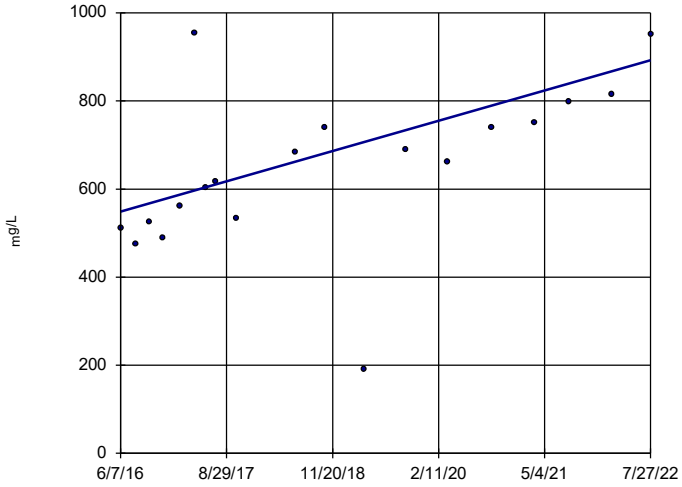

n = 19

Slope = 55.89 units per year.

Mann-Kendall statistic = 105 critical = 74

Increasing trend significant at 99% confidence level (α = 0.005 per tail).

Constituent: Total Dissolved Solids Analysis Run 11/15/2022 7:57 PM View: Appendix III - Trend Test

Plant Bowen Client: Southern Company Data: Bowen AP-1

Sanitas™ v.9.6.35 . UG

Sen's Slope Estimator

BGWC-14A

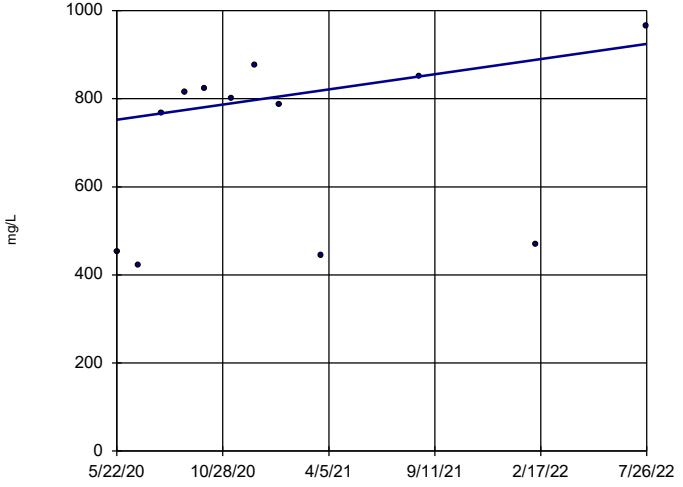

n = 12

Slope = 79.17 units per year.

Mann-Kendall statistic = 22 critical = 38

Trend not significant at 99% confidence level (α = 0.005 per tail).

Constituent: Total Dissolved Solids Analysis Run 11/15/2022 7:57 PM View: Appendix III - Trend Test

Plant Bowen Client: Southern Company Data: Bowen AP-1

Sanitas™ v.9.6.35 . UG

Sen's Slope Estimator

BGWC-16

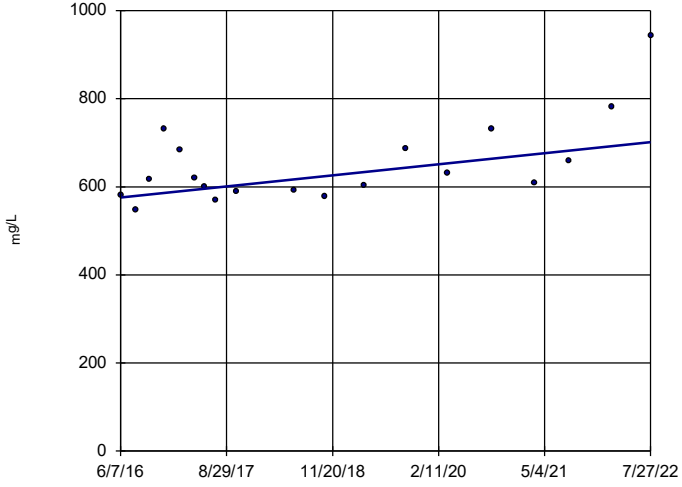

n = 19

Slope = 20.37 units per year.

Mann-Kendall statistic = 69 critical = 74

Trend not significant at 99% confidence level (α = 0.005 per tail).

Constituent: Total Dissolved Solids Analysis Run 11/15/2022 7:57 PM View: Appendix III - Trend Test

Plant Bowen Client: Southern Company Data: Bowen AP-1

Sen's Slope Estimator

BGWC-20

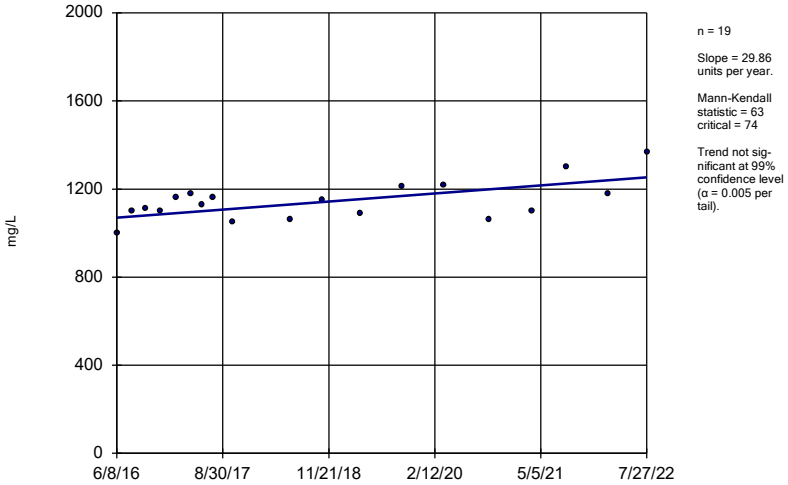

n = 19

Slope = 29.86 units per year.

Mann-Kendall statistic = 63
critical = 74

Trend not significant at 99% confidence level (α = 0.005 per tail).

Constituent: Total Dissolved Solids Analysis Run 11/15/2022 7:57 PM View: Appendix III - Trend Test
Plant Bowen Client: Southern Company Data: Bowen AP-1

Sanitas™ v.9.6.35 . UG

Sen's Slope Estimator

BGWC-22

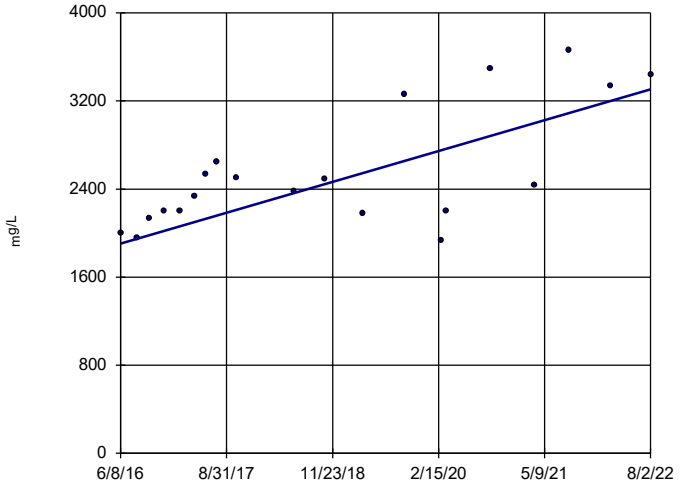

n = 20

Slope = 227.7 units per year.

Mann-Kendall statistic = 93
critical = 81

Increasing trend significant at 99% confidence level (α = 0.005 per tail).

Constituent: Total Dissolved Solids Analysis Run 11/15/2022 7:57 PM View: Appendix III - Trend Test
Plant Bowen Client: Southern Company Data: Bowen AP-1

Sanitas™ v.9.6.35 . UG

Sen's Slope Estimator

BGWC-23

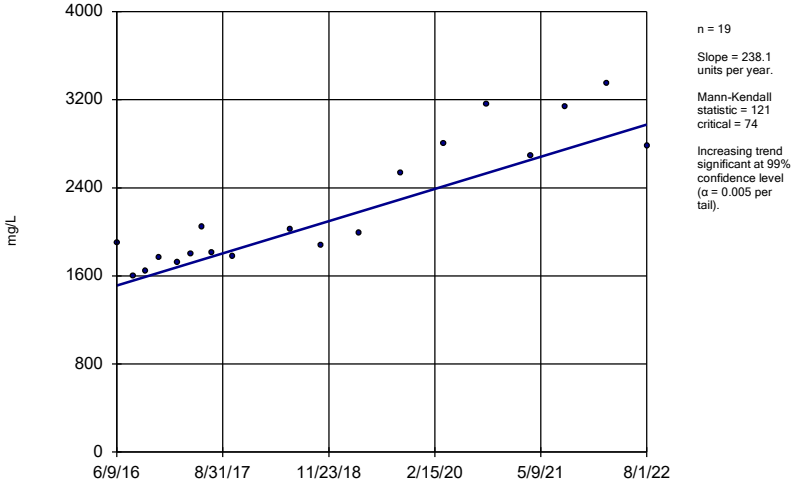

n = 19

Slope = 238.1 units per year.

Mann-Kendall statistic = 121
critical = 74

Increasing trend significant at 99% confidence level (α = 0.005 per tail).

Constituent: Total Dissolved Solids Analysis Run 11/15/2022 7:57 PM View: Appendix III - Trend Test
Plant Bowen Client: Southern Company Data: Bowen AP-1

Sanitas™ v.9.6.35 . UG

Sen's Slope Estimator

BGWC-24

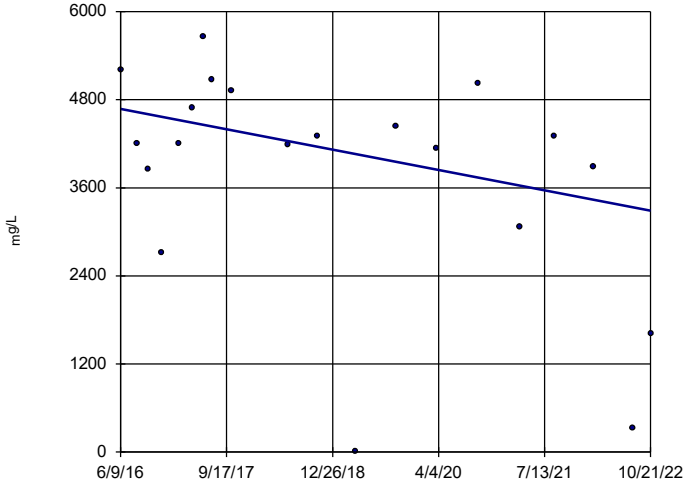

n = 20

Slope = -217.9 units per year.

Mann-Kendall statistic = -54
critical = -81

Trend not significant at 99% confidence level (α = 0.005 per tail).

Constituent: Total Dissolved Solids Analysis Run 11/15/2022 7:57 PM View: Appendix III - Trend Test
Plant Bowen Client: Southern Company Data: Bowen AP-1

Sen's Slope Estimator

BGWC-30

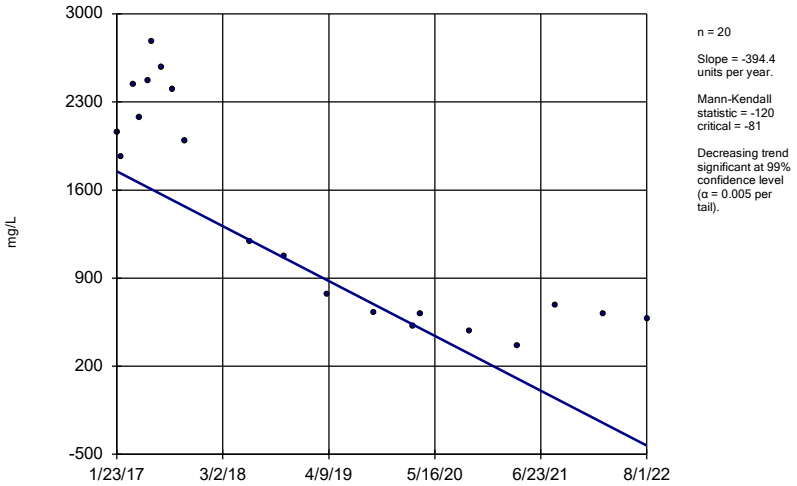

n = 20

Slope = -394.4 units per year.

Mann-Kendall statistic = -120 critical = -81

Decreasing trend significant at 99% confidence level (α = 0.005 per tail).

Constituent: Total Dissolved Solids Analysis Run 11/15/2022 7:57 PM View: Appendix III - Trend Test

Plant Bowen Client: Southern Company Data: Bowen AP-1

Sanitas™ v.9.6.35 . UG

Sen's Slope Estimator

BGWC-7

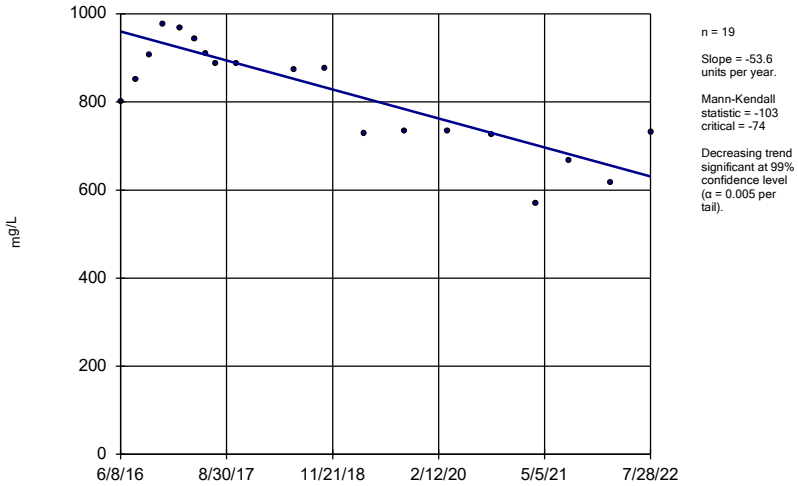

n = 19

Slope = -53.6 units per year.

Mann-Kendall statistic = -103 critical = -74

Decreasing trend significant at 99% confidence level (α = 0.005 per tail).

Constituent: Total Dissolved Solids Analysis Run 11/15/2022 7:57 PM View: Appendix III - Trend Test

Plant Bowen Client: Southern Company Data: Bowen AP-1

FIGURE F.

Upper Tolerance Limits Summary Table

Plant Bowen Client: Southern Company Data: Bowen AP-1 Printed 11/15/2022, 8:35 PM

Constituent	Upper Lim.	Lower Lim.	Date	Observ.	Sig.	Bg N	%NDs	Transform	Alpha	Method
Antimony (mg/L)	0.0042	n/a	n/a	n/a	n/a	70	57.14	n/a	0.02758	NP Inter(NDs)
Arsenic (mg/L)	0.01	n/a	n/a	n/a	n/a	80	50	n/a	0.01652	NP Inter(normality)
Barium (mg/L)	0.218	n/a	n/a	n/a	n/a	80	0	n/a	0.01652	NP Inter(normality)
Beryllium (mg/L)	0.0005	n/a	n/a	n/a	n/a	76	98.68	n/a	0.02028	NP Inter(NDs)
Cadmium (mg/L)	0.0005	n/a	n/a	n/a	n/a	80	97.5	n/a	0.01652	NP Inter(NDs)
Chromium (mg/L)	0.005	n/a	n/a	n/a	n/a	76	60.53	n/a	0.02028	NP Inter(NDs)
Cobalt (mg/L)	0.005	n/a	n/a	n/a	n/a	81	91.36	n/a	0.01569	NP Inter(NDs)
Combined Radium 226 + 228 (pCi/L)	1.665	n/a	n/a	n/a	n/a	79	0	No	0.05	Inter
Fluoride (mg/L)	0.57	n/a	n/a	n/a	n/a	83	49.4	n/a	0.01416	NP Inter(normality)
Lead (mg/L)	0.0024	n/a	n/a	n/a	n/a	76	64.47	n/a	0.02028	NP Inter(NDs)
Lithium (mg/L)	0.03	n/a	n/a	n/a	n/a	80	81.25	n/a	0.01652	NP Inter(NDs)
Mercury (mg/L)	0.00022	n/a	n/a	n/a	n/a	76	90.79	n/a	0.02028	NP Inter(NDs)
Molybdenum (mg/L)	0.034	n/a	n/a	n/a	n/a	82	53.66	n/a	0.01491	NP Inter(NDs)
Selenium (mg/L)	0.005	n/a	n/a	n/a	n/a	76	86.84	n/a	0.02028	NP Inter(NDs)
Thallium (mg/L)	0.001	n/a	n/a	n/a	n/a	80	83.75	n/a	0.01652	NP Inter(NDs)

FIGURE G.

BOWEN ASH POND 1 GWPS				
Constituent Name	**MCL**	**CCR-Rule Specified**	**Background Limit**	**GWPS**
Antimony, Total (mg/L)	0.006		0.0042	0.006
Arsenic, Total (mg/L)	0.01		0.01	0.01
Barium, Total (mg/L)	2		0.22	2
Beryllium, Total (mg/L)	0.004		0.0005	0.004
Cadmium, Total (mg/L)	0.005		0.0005	0.005
Chromium, Total (mg/L)	0.1		0.005	0.1
Cobalt, Total (mg/L)		0.006	0.005	0.006
Combined Radium, Total (pCi/L)	5		1.67	5
Fluoride, Total (mg/L)	4		0.57	4
Lead, Total (mg/L)		0.015	0.0024	0.015
Lithium, Total (mg/L)		0.04	0.03	0.04
Mercury, Total (mg/L)	0.002		0.0002	0.002
Molybdenum, Total (mg/L)		0.1	0.034	0.1
Selenium, Total (mg/L)	0.05		0.005	0.05
Thallium, Total (mg/L)	0.002		0.001	0.002

**GWPS = Groundwater Protection Standard*

**MCL = Maximum Contaminant Level*

**CCR = Coal Combustion Residuals*

FIGURE H.

Confidence Intervals - Significant Results

Plant Bowen Client: Southern Company Data: Bowen AP-1 Printed 4/18/2023, 12:41 PM

Constituent	Well	Upper Lim.	Lower Lim.	Compliance	Sig.	N	Mean	Std. Dev.	%NDs	ND Adj.	Transform	Alpha	Method
Arsenic (mg/L)	**BGWC-34D**	**0.01848**	**0.01522**	**0.01**	**Yes**	**13**	**0.01685**	**0.002193**	**0**	**None**	**No**	**0.01**	**Param.**
Cobalt (mg/L)	**BGWC-22**	**0.02671**	**0.01664**	**0.006**	**Yes**	**25**	**0.02168**	**0.01011**	**0**	**None**	**No**	**0.01**	**Param.**
Molybdenum (mg/L)	**BGWC-43D**	**0.2157**	**0.1354**	**0.1**	**Yes**	**9**	**0.1756**	**0.04157**	**0**	**None**	**No**	**0.01**	**Param.**

Confidence Intervals - All Results

Plant Bowen Client: Southern Company Data: Bowen AP-1 Printed 4/18/2023, 12:45 PM

Constituent	Well	Upper Lim.	Lower Lim.	Compliance	Sig.	N	Mean	Std. Dev.	%NDs	ND Adj.	Transform	Alpha	Method
Antimony (mg/L)	BGWC-10	0.003	0.0022	0.006	No	18	0.002822	0.0004292	83.33	None	No	0.01	NP (NDs)
Antimony (mg/L)	BGWC-14A	0.003	0.00061	0.006	No	13	0.002608	0.0009578	84.62	None	No	0.01	NP (NDs)
Antimony (mg/L)	BGWC-16	0.003	0.0004	0.006	No	18	0.002856	0.0006128	94.44	None	No	0.01	NP (NDs)
Antimony (mg/L)	BGWC-17	0.003	0.0002	0.006	No	18	0.002844	0.00066	94.44	None	No	0.01	NP (NDs)
Antimony (mg/L)	BGWC-19	0.003	0.0005	0.006	No	18	0.002861	0.0005893	94.44	None	No	0.01	NP (NDs)
Antimony (mg/L)	BGWC-20	0.003	0.0014	0.006	No	18	0.002772	0.0006807	88.89	None	No	0.01	NP (NDs)
Antimony (mg/L)	BGWC-21	0.003	0.0017	0.006	No	17	0.002829	0.0004845	88.24	None	No	0.01	NP (NDs)
Antimony (mg/L)	BGWC-22	0.003	0.0023	0.006	No	18	0.00276	0.0006713	83.33	None	No	0.01	NP (NDs)
Antimony (mg/L)	BGWC-23	0.03	0.0014	0.006	No	18	0.02046	0.0139	66.67	None	No	0.01	NP (NDs)
Antimony (mg/L)	BGWC-24	0.03	0.0032	0.006	No	18	0.02231	0.01279	72.22	None	No	0.01	NP (NDs)
Antimony (mg/L)	BGWC-25	0.003	0.0013	0.006	No	18	0.002906	0.0004007	94.44	None	No	0.01	NP (NDs)
Antimony (mg/L)	BGWC-31	0.003	0.00038	0.006	No	8	0.002673	0.0009263	87.5	None	No	0.004	NP (NDs)
Antimony (mg/L)	BGWC-32	0.003	0.00036	0.006	No	8	0.002344	0.001215	75	None	No	0.004	NP (NDs)
Antimony (mg/L)	BGWC-34D	0.003	0.00049	0.006	No	8	0.00241	0.001095	75	None	No	0.004	NP (NDs)
Antimony (mg/L)	BGWC-35D	0.003	0.00064	0.006	No	8	0.002413	0.001088	75	None	No	0.004	NP (NDs)
Antimony (mg/L)	BGWC-36D	0.003	0.00096	0.006	No	8	0.002745	0.0007212	87.5	None	No	0.004	NP (NDs)
Antimony (mg/L)	BGWC-37D	0.003	0.00041	0.006	No	8	0.002576	0.000919	75	None	No	0.004	NP (NDs)
Antimony (mg/L)	BGWC-38D	0.005625	0.0002504	0.006	No	8	0.00334	0.003358	25	Kaplan-Meier	sqrt(x)	0.01	Param.
Antimony (mg/L)	BGWC-40	0.003	0.0005	0.006	No	8	0.002688	0.0008839	87.5	None	No	0.004	NP (NDs)
Antimony (mg/L)	BGWC-41D	0.003	0.0014	0.006	No	6	0.002467	0.0008262	66.67	None	No	0.0155	NP (NDs)
Antimony (mg/L)	BGWC-42D	0.001729	0.0003839	0.006	No	6	0.001892	0.0009957	33.33	Kaplan-Meier	No	0.01	Param.
Antimony (mg/L)	BGWC-43D	0.003	0.00058	0.006	No	6	0.002248	0.001169	66.67	Kaplan-Meier	No	0.0155	NP (NDs)
Antimony (mg/L)	BGWC-44D	0.00628	0.0005142	0.006	No	6	0.003217	0.002917	16.67	Kaplan-Meier	sqrt(x)	0.01	Param.
Antimony (mg/L)	BGWC-49D	0.003	0.00039	0.006	No	4	0.002348	0.001305	75	Kaplan-Meier	No	0.0625	NP (NDs)
Antimony (mg/L)	BGWC-50D	0.003	0.0019	0.006	No	4	0.002725	0.00055	75	None	No	0.0625	NP (NDs)
Antimony (mg/L)	BGWC-51	0.003	0.0019	0.006	No	6	0.002817	0.0004491	83.33	None	No	0.0155	NP (NDs)
Antimony (mg/L)	BGWC-52	0.003	0.00053	0.006	No	6	0.002047	0.001138	50	None	No	0.0155	NP (normality)
Antimony (mg/L)	BGWC-7	0.003	0.0016	0.006	No	18	0.00255	0.0009109	77.78	None	No	0.01	NP (NDs)
Antimony (mg/L)	BGWC-8	0.003	0.00059	0.006	No	18	0.002581	0.0009657	83.33	None	No	0.01	NP (NDs)
Antimony (mg/L)	BGWC-9	0.003	0.0014	0.006	No	17	0.002461	0.001026	76.47	None	No	0.01	NP (NDs)
Arsenic (mg/L)	BGWA-6	0.005	0.0011	0.01	No	19	0.003551	0.00197	63.16	None	No	0.01	NP (NDs)
Arsenic (mg/L)	BGWC-10	0.007347	0.00569	0.01	No	22	0.006518	0.001544	0	None	No	0.01	Param.
Arsenic (mg/L)	BGWC-12	0.005	0.00085	0.01	No	22	0.002638	0.001996	36.36	None	No	0.01	NP (normality)
Arsenic (mg/L)	BGWC-14A	0.005	0.0011	0.01	No	13	0.004038	0.001601	69.23	None	No	0.01	NP (NDs)
Arsenic (mg/L)	BGWC-16	0.005	0.00074	0.01	No	22	0.003281	0.002126	59.09	None	No	0.01	NP (NDs)
Arsenic (mg/L)	BGWC-17	0.005	0.0012	0.01	No	22	0.003532	0.002006	63.64	None	No	0.01	NP (NDs)
Arsenic (mg/L)	BGWC-18	0.005	0.0013	0.01	No	22	0.003514	0.002043	63.64	None	No	0.01	NP (NDs)
Arsenic (mg/L)	BGWC-19	0.005	0.00074	0.01	No	22	0.003125	0.002135	54.55	None	No	0.01	NP (NDs)
Arsenic (mg/L)	BGWC-20	0.005	0.0015	0.01	No	22	0.002928	0.001844	40.91	None	No	0.01	NP (normality)
Arsenic (mg/L)	BGWC-21	0.005	0.00087	0.01	No	21	0.002971	0.002023	47.62	None	No	0.01	NP (normality)
Arsenic (mg/L)	BGWC-22	0.0036	0.0016	0.01	No	22	0.004632	0.00672	9.091	None	No	0.01	NP (normality)
Arsenic (mg/L)	BGWC-23	0.004004	0.001712	0.01	No	22	0.003854	0.005088	4.545	None	ln(x)	0.01	Param.
Arsenic (mg/L)	BGWC-24	0.005413	0.002903	0.01	No	23	0.0044	0.002652	13.04	None	sqrt(x)	0.01	Param.
Arsenic (mg/L)	BGWC-25	0.002976	0.002088	0.01	No	22	0.002577	0.0009045	4.545	None	sqrt(x)	0.01	Param.
Arsenic (mg/L)	BGWC-30	0.005	0.001	0.01	No	22	0.002846	0.001907	36.36	None	No	0.01	NP (normality)
Arsenic (mg/L)	BGWC-31	0.005654	0.003837	0.01	No	11	0.004745	0.00109	0	None	No	0.01	Param.
Arsenic (mg/L)	BGWC-32	0.002859	0.000915	0.01	No	11	0.002466	0.001663	18.18	Kaplan-Meier	No	0.01	Param.
Arsenic (mg/L)	**BGWC-34D**	**0.01848**	**0.01522**	**0.01**	**Yes**	**13**	**0.01685**	**0.002193**	**0**	**None**	**No**	**0.01**	**Param.**
Arsenic (mg/L)	BGWC-35D	0.003649	0.001267	0.01	No	11	0.002505	0.001576	9.091	None	sqrt(x)	0.01	Param.
Arsenic (mg/L)	BGWC-36D	0.005	0.00064	0.01	No	11	0.002883	0.002083	45.45	None	No	0.006	NP (normality)
Arsenic (mg/L)	BGWC-37D	0.03294	0.009806	0.01	No	8	0.02138	0.01091	0	None	No	0.01	Param.
Arsenic (mg/L)	BGWC-38D	0.004037	0.001288	0.01	No	8	0.002662	0.001297	12.5	None	No	0.01	Param.
Arsenic (mg/L)	BGWC-39	0.0055	0.00055	0.01	No	8	0.003956	0.001772	37.5	None	No	0.004	NP (selected)
Arsenic (mg/L)	BGWC-40	0.002874	0.0006583	0.01	No	8	0.002979	0.001892	37.5	Kaplan-Meier	No	0.01	Param.
Arsenic (mg/L)	BGWC-41D	0.005539	0.0005345	0.01	No	6	0.003037	0.001821	0	None	No	0.01	Param.

Confidence Intervals - All Results

Plant Bowen Client: Southern Company Data: Bowen AP-1 Printed 4/18/2023, 12:45 PM

Constituent	Well	Upper Lim.	Lower Lim.	Compliance	Sig.	N	Mean	Std. Dev.	%NDs	ND Adj.	Transform	Alpha	Method
Arsenic (mg/L)	BGWC-42D	0.00887	0.001063	0.01	No	6	0.004967	0.002842	0	None	No	0.01	Param.
Arsenic (mg/L)	BGWC-43D	0.005018	0.0005427	0.01	No	6	0.002465	0.001752	0	None	sqrt(x)	0.01	Param.
Arsenic (mg/L)	BGWC-44D	0.007489	0.001711	0.01	No	6	0.0046	0.002103	0	None	No	0.01	Param.
Arsenic (mg/L)	BGWC-49D	0.0076	0.0023	0.01	No	4	0.00465	0.002453	0	None	No	0.0625	NP (selected)
Arsenic (mg/L)	BGWC-50D	0.004488	0.0009123	0.01	No	4	0.0027	0.0007874	0	None	No	0.01	Param.
Arsenic (mg/L)	BGWC-51	0.006208	0.001125	0.01	No	6	0.0043	0.001826	33.33	Kaplan-Meier	No	0.01	Param.
Arsenic (mg/L)	BGWC-52	0.002738	0.0006572	0.01	No	6	0.002798	0.001835	33.33	Kaplan-Meier	No	0.01	Param.
Arsenic (mg/L)	BGWC-7	0.002772	0.001991	0.01	No	22	0.002382	0.0007274	9.091	None	No	0.01	Param.
Arsenic (mg/L)	BGWC-8	0.005	0.00065	0.01	No	22	0.002499	0.002147	40.91	None	No	0.01	NP (normality)
Arsenic (mg/L)	BGWC-9	0.002829	0.002123	0.01	No	21	0.002476	0.0006395	9.524	None	No	0.01	Param.
Barium (mg/L)	BGWA-6	0.016	0.0114	2	No	19	0.01792	0.01284	0	None	No	0.01	NP (normality)
Barium (mg/L)	BGWC-10	0.05901	0.04572	2	No	22	0.05236	0.01238	0	None	No	0.01	Param.
Barium (mg/L)	BGWC-12	0.03701	0.03057	2	No	22	0.03379	0.005999	0	None	No	0.01	Param.
Barium (mg/L)	BGWC-14A	0.04203	0.03212	2	No	13	0.03708	0.006664	0	None	No	0.01	Param.
Barium (mg/L)	BGWC-16	0.03029	0.02741	2	No	22	0.02885	0.002676	0	None	No	0.01	Param.
Barium (mg/L)	BGWC-17	0.01844	0.01568	2	No	22	0.01713	0.002654	0	None	sqrt(x)	0.01	Param.
Barium (mg/L)	BGWC-18	0.03508	0.03019	2	No	22	0.03263	0.004555	0	None	No	0.01	Param.
Barium (mg/L)	BGWC-19	0.03837	0.03172	2	No	22	0.03505	0.00619	0	None	No	0.01	Param.
Barium (mg/L)	BGWC-20	0.03403	0.03088	2	No	22	0.03245	0.002928	0	None	No	0.01	Param.
Barium (mg/L)	BGWC-21	0.04332	0.03236	2	No	21	0.03784	0.009932	0	None	No	0.01	Param.
Barium (mg/L)	BGWC-22	0.09069	0.08065	2	No	22	0.08567	0.009353	0	None	No	0.01	Param.
Barium (mg/L)	BGWC-23	0.11	0.085	2	No	22	0.0988	0.01433	0	None	No	0.01	NP (normality)
Barium (mg/L)	BGWC-24	0.1076	0.07675	2	No	23	0.09216	0.02945	0	None	No	0.01	Param.
Barium (mg/L)	BGWC-25	0.02513	0.01829	2	No	22	0.02203	0.006693	0	None	sqrt(x)	0.01	Param.
Barium (mg/L)	BGWC-30	0.191	0.074	2	No	22	0.1196	0.05938	0	None	No	0.01	NP (normality)
Barium (mg/L)	BGWC-31	0.04429	0.03486	2	No	11	0.03964	0.005971	0	None	x^(1/3)	0.01	Param.
Barium (mg/L)	BGWC-32	0.1222	0.09054	2	No	11	0.1065	0.01946	0	None	sqrt(x)	0.01	Param.
Barium (mg/L)	BGWC-34D	0.04969	0.03721	2	No	11	0.04345	0.007488	0	None	No	0.01	Param.
Barium (mg/L)	BGWC-35D	0.09933	0.0663	2	No	11	0.08282	0.01982	0	None	No	0.01	Param.
Barium (mg/L)	BGWC-36D	0.084	0.062	2	No	11	0.07264	0.01407	0	None	No	0.006	NP (normality)
Barium (mg/L)	BGWC-37D	0.12	0.087	2	No	8	0.09625	0.01078	0	None	No	0.004	NP (normality)
Barium (mg/L)	BGWC-38D	0.2032	0.09383	2	No	8	0.1485	0.05158	0	None	No	0.01	Param.
Barium (mg/L)	BGWC-39	0.08089	0.04711	2	No	8	0.064	0.01594	0	None	No	0.01	Param.
Barium (mg/L)	BGWC-40	0.05858	0.04542	2	No	8	0.052	0.006211	0	None	No	0.01	Param.
Barium (mg/L)	BGWC-41D	0.06516	0.04817	2	No	6	0.05667	0.006186	0	None	No	0.01	Param.
Barium (mg/L)	BGWC-42D	0.1381	0.06152	2	No	6	0.09983	0.02789	0	None	No	0.01	Param.
Barium (mg/L)	BGWC-43D	0.08084	0.06183	2	No	6	0.07133	0.006919	0	None	No	0.01	Param.
Barium (mg/L)	BGWC-44D	0.02602	0.01965	2	No	6	0.02283	0.002317	0	None	No	0.01	Param.
Barium (mg/L)	BGWC-49D	0.1072	0.04781	2	No	4	0.0775	0.01308	0	None	No	0.01	Param.
Barium (mg/L)	BGWC-50D	0.06629	0.01421	2	No	4	0.04025	0.01147	0	None	No	0.01	Param.
Barium (mg/L)	BGWC-51	0.06959	0.006781	2	No	6	0.03818	0.02286	0	None	No	0.01	Param.
Barium (mg/L)	BGWC-52	0.1027	0.01995	2	No	6	0.06133	0.03012	0	None	No	0.01	Param.
Barium (mg/L)	BGWC-7	0.0389	0.03301	2	No	22	0.03595	0.005493	0	None	No	0.01	Param.
Barium (mg/L)	BGWC-8	0.03052	0.02708	2	No	22	0.02808	0.00561	0	None	x^3	0.01	Param.
Barium (mg/L)	BGWC-9	0.03168	0.02743	2	No	21	0.02955	0.003848	0	None	No	0.01	Param.
Beryllium (mg/L)	BGWC-12	0.0005	0.000076	0.004	No	20	0.0004561	0.0001352	90	None	No	0.01	NP (NDs)
Beryllium (mg/L)	BGWC-16	0.003	0.00012	0.004	No	20	0.001414	0.001472	45	None	No	0.01	NP (normality)
Beryllium (mg/L)	BGWC-17	0.0005	0.000065	0.004	No	20	0.0004119	0.0001808	80	None	No	0.01	NP (NDs)
Beryllium (mg/L)	BGWC-18	0.0005	0.000076	0.004	No	20	0.000351	0.0002086	65	None	No	0.01	NP (NDs)
Beryllium (mg/L)	BGWC-19	0.003	0.00008	0.004	No	20	0.00183	0.001471	60	None	No	0.01	NP (NDs)
Beryllium (mg/L)	BGWC-22	0.003	0.00011	0.004	No	20	0.001409	0.001477	45	None	No	0.01	NP (normality)
Beryllium (mg/L)	BGWC-23	0.0005	0.000054	0.004	No	20	0.0004777	0.00009973	95	None	No	0.01	NP (NDs)
Beryllium (mg/L)	BGWC-24	0.0005	0.00017	0.004	No	21	0.0003697	0.0001744	61.9	None	No	0.01	NP (NDs)
Beryllium (mg/L)	BGWC-36D	0.0005	0.0005	0.004	No	10	0.000457	0.000136	90	None	No	0.011	NP (NDs)
Beryllium (mg/L)	BGWC-38D	0.0005	0.000054	0.004	No	8	0.0002826	0.0002326	50	None	No	0.004	NP (normality)

Confidence Intervals - All Results

Plant Bowen Client: Southern Company Data: Bowen AP-1 Printed 4/18/2023, 12:45 PM

Constituent	Well	Upper Lim.	Lower Lim.	Compliance	Sig.	N	Mean	Std. Dev.	%NDs	ND Adj.	Transform	Alpha	Method
Beryllium (mg/L)	BGWC-39	0.0005	0.000079	0.004	No	8	0.0004474	0.0001488	87.5	None	No	0.004	NP (NDs)
Beryllium (mg/L)	BGWC-51	0.0001879	0.00006138	0.004	No	6	0.0001838	0.0001626	16.67	Kaplan-Meier	sqrt(x)	0.01	Param.
Beryllium (mg/L)	BGWC-52	0.0005	0.000052	0.004	No	6	0.0004253	0.0001829	83.33	None	No	0.0155	NP (NDs)
Cadmium (mg/L)	BGWC-14A	0.0005	0.00016	0.005	No	13	0.0003208	0.0001599	38.46	None	No	0.01	NP (normality)
Cadmium (mg/L)	BGWC-16	0.001693	0.001307	0.005	No	22	0.0015	0.0003599	0	None	No	0.01	Param.
Cadmium (mg/L)	BGWC-17	0.0005	0.00015	0.005	No	22	0.0003027	0.0001739	40.91	None	No	0.01	NP (normality)
Cadmium (mg/L)	BGWC-18	0.0003808	0.0001718	0.005	No	22	0.0004251	0.0001792	50	Kaplan-Meier	No	0.01	Param.
Cadmium (mg/L)	BGWC-19	0.0005	0.0002	0.005	No	22	0.00045	0.00013	86.36	Kaplan-Meier	No	0.01	NP (NDs)
Cadmium (mg/L)	BGWC-20	0.0005	0.00008	0.005	No	22	0.0004809	0.00008954	95.45	Kaplan-Meier	No	0.01	NP (NDs)
Cadmium (mg/L)	BGWC-22	0.005	0.00033	0.005	No	22	0.00348	0.002279	68.18	None	No	0.01	NP (NDs)
Cadmium (mg/L)	BGWC-23	0.0005	0.00019	0.005	No	22	0.0004859	0.00006609	95.45	None	No	0.01	NP (NDs)
Cadmium (mg/L)	BGWC-24	0.00562	0.003048	0.005	No	23	0.004334	0.002459	0	None	No	0.01	Param.
Cadmium (mg/L)	BGWC-30	0.0005	0.0003	0.005	No	22	0.0004172	0.0001357	54.55	None	No	0.01	NP (NDs)
Cadmium (mg/L)	BGWC-38D	0.00081	0.00032	0.005	No	8	0.0005163	0.0001344	75	None	No	0.004	NP (NDs)
Cadmium (mg/L)	BGWC-39	0.0002541	0.0001271	0.005	No	8	0.0003063	0.00017	37.5	Kaplan-Meier	ln(x)	0.01	Param.
Cadmium (mg/L)	BGWC-43D	0.001505	0.00001214	0.005	No	6	0.0007583	0.0005432	0	None	No	0.01	Param.
Cadmium (mg/L)	BGWC-51	0.000601	0.0002156	0.005	No	6	0.0004783	0.0001289	33.33	Kaplan-Meier	No	0.01	Param.
Cadmium (mg/L)	BGWC-52	0.0005	0.00018	0.005	No	6	0.0003517	0.0001645	50	None	No	0.0155	NP (normality)
Chromium (mg/L)	BGWA-6	0.005	0.0044	0.1	No	18	0.004772	0.0008288	88.89	None	No	0.01	NP (NDs)
Chromium (mg/L)	BGWC-10	0.005	0.0011	0.1	No	20	0.004805	0.0008721	95	None	No	0.01	NP (NDs)
Chromium (mg/L)	BGWC-12	0.005	0.00079	0.1	No	20	0.003881	0.00199	75	None	No	0.01	NP (NDs)
Chromium (mg/L)	BGWC-14A	0.026	0.005	0.1	No	13	0.006615	0.005824	92.31	None	No	0.01	NP (NDs)
Chromium (mg/L)	BGWC-16	0.005	0.0019	0.1	No	20	0.00463	0.001154	90	None	No	0.01	NP (NDs)
Chromium (mg/L)	BGWC-17	0.005	0.00044	0.1	No	20	0.004541	0.001411	90	None	No	0.01	NP (NDs)
Chromium (mg/L)	BGWC-18	0.005	0.0011	0.1	No	20	0.00436	0.001565	85	None	No	0.01	NP (NDs)
Chromium (mg/L)	BGWC-20	0.005	0.0011	0.1	No	20	0.003721	0.001822	60	None	No	0.01	NP (NDs)
Chromium (mg/L)	BGWC-21	0.005	0.0025	0.1	No	19	0.004627	0.001171	89.47	None	No	0.01	NP (NDs)
Chromium (mg/L)	BGWC-23	0.005	0.0033	0.1	No	20	0.00414	0.00162	75	None	No	0.01	NP (NDs)
Chromium (mg/L)	BGWC-24	0.005	0.0009	0.1	No	21	0.00438	0.001556	85.71	None	No	0.01	NP (NDs)
Chromium (mg/L)	BGWC-25	0.005	0.0021	0.1	No	20	0.004855	0.0006485	95	None	No	0.01	NP (NDs)
Chromium (mg/L)	BGWC-30	0.005	0.00082	0.1	No	20	0.002315	0.002035	35	None	No	0.01	NP (normality)
Chromium (mg/L)	BGWC-31	0.005	0.00064	0.1	No	10	0.00373	0.00205	70	None	No	0.011	NP (NDs)
Chromium (mg/L)	BGWC-32	0.005	0.00062	0.1	No	10	0.003241	0.002137	50	None	No	0.011	NP (normality)
Chromium (mg/L)	BGWC-35D	0.005	0.00072	0.1	No	10	0.003749	0.002017	70	None	No	0.011	NP (NDs)
Chromium (mg/L)	BGWC-36D	0.005	0.00057	0.1	No	10	0.003274	0.002232	60	None	No	0.011	NP (NDs)
Chromium (mg/L)	BGWC-37D	0.005	0.00068	0.1	No	8	0.00392	0.002	75	None	No	0.004	NP (NDs)
Chromium (mg/L)	BGWC-38D	0.005	0.00042	0.1	No	8	0.00419	0.001662	75	None	No	0.004	NP (NDs)
Chromium (mg/L)	BGWC-39	0.005	0.001	0.1	No	8	0.0045	0.001414	87.5	None	No	0.004	NP (NDs)
Chromium (mg/L)	BGWC-40	0.005	0.00043	0.1	No	8	0.002342	0.002209	37.5	None	No	0.004	NP (normality)
Chromium (mg/L)	BGWC-41D	0.005	0.00068	0.1	No	6	0.00428	0.001764	83.33	None	No	0.0155	NP (NDs)
Chromium (mg/L)	BGWC-42D	0.005	0.00062	0.1	No	6	0.00362	0.002143	66.67	None	No	0.0155	NP (NDs)
Chromium (mg/L)	BGWC-43D	0.005	0.0024	0.1	No	6	0.004567	0.001061	83.33	None	No	0.0155	NP (NDs)
Chromium (mg/L)	BGWC-44D	0.005	0.00093	0.1	No	6	0.003645	0.002099	66.67	None	No	0.0155	NP (NDs)
Chromium (mg/L)	BGWC-49D	0.005	0.00071	0.1	No	4	0.003927	0.002145	75	None	No	0.0625	NP (NDs)
Chromium (mg/L)	BGWC-51	0.005	0.0006	0.1	No	6	0.004267	0.001796	83.33	None	No	0.0155	NP (NDs)
Chromium (mg/L)	BGWC-52	0.005	0.00061	0.1	No	6	0.003652	0.0021	66.67	None	No	0.0155	NP (NDs)
Chromium (mg/L)	BGWC-7	0.005	0.00095	0.1	No	20	0.004355	0.001576	85	None	No	0.01	NP (NDs)
Chromium (mg/L)	BGWC-8	0.005	0.0011	0.1	No	20	0.00542	0.01367	25	None	No	0.01	NP (normality)
Chromium (mg/L)	BGWC-9	0.005	0.002	0.1	No	19	0.004842	0.0006882	94.74	None	No	0.01	NP (NDs)
Cobalt (mg/L)	BGWA-6	0.005	0.0005	0.006	No	19	0.003126	0.002264	57.89	None	No	0.01	NP (NDs)
Cobalt (mg/L)	BGWC-10	0.005	0.00056	0.006	No	22	0.003551	0.002171	68.18	None	No	0.01	NP (NDs)
Cobalt (mg/L)	BGWC-12	0.005	0.00048	0.006	No	22	0.002745	0.002311	50	None	No	0.01	NP (normality)
Cobalt (mg/L)	BGWC-14A	0.002338	0.0009874	0.006	No	13	0.002785	0.001713	30.77	Kaplan-Meier	sqrt(x)	0.01	Param.
Cobalt (mg/L)	BGWC-16	0.008105	0.005468	0.006	No	22	0.006786	0.002456	4.545	None	No	0.01	Param.
Cobalt (mg/L)	BGWC-17	0.005	0.00015	0.006	No	22	0.00478	0.001034	95.45	None	No	0.01	NP (NDs)

Confidence Intervals - All Results

Plant Bowen Client: Southern Company Data: Bowen AP-1 Printed 4/18/2023, 12:45 PM

Constituent	Well	Upper Lim.	Lower Lim.	Compliance	Sig.	N	Mean	Std. Dev.	%NDs	ND Adj.	Transform	Alpha	Method
Cobalt (mg/L)	BGWC-18	0.005	0.0009	0.006	No	22	0.003992	0.001906	77.27	None	No	0.01	NP (NDs)
Cobalt (mg/L)	BGWC-19	0.005	0.000072	0.006	No	22	0.004776	0.001051	95.45	None	No	0.01	NP (NDs)
Cobalt (mg/L)	BGWC-20	0.005	0.0008	0.006	No	22	0.004382	0.001595	86.36	None	No	0.01	NP (NDs)
Cobalt (mg/L)	BGWC-21	0.005	0.00058	0.006	No	21	0.002675	0.002137	42.86	None	No	0.01	NP (normality)
Cobalt (mg/L)	**BGWC-22**	**0.02671**	**0.01664**	**0.006**	**Yes**	**25**	**0.02168**	**0.01011**	**0**	**None**	**No**	**0.01**	**Param.**
Cobalt (mg/L)	BGWC-23	0.005	0.00058	0.006	No	24	0.003716	0.002054	70.83	None	No	0.01	NP (NDs)
Cobalt (mg/L)	BGWC-24	0.004065	0.002943	0.006	No	25	0.003504	0.001125	12	None	No	0.01	Param.
Cobalt (mg/L)	BGWC-25	0.005	0.0006	0.006	No	22	0.004583	0.001352	90.91	None	No	0.01	NP (NDs)
Cobalt (mg/L)	BGWC-30	0.005	0.0009	0.006	No	24	0.003297	0.002079	58.33	None	No	0.01	NP (NDs)
Cobalt (mg/L)	BGWC-31	0.005	0.00036	0.006	No	11	0.002531	0.002367	45.45	None	No	0.006	NP (normality)
Cobalt (mg/L)	BGWC-32	0.007733	0.002582	0.006	No	13	0.005158	0.003463	7.692	None	No	0.01	Param.
Cobalt (mg/L)	BGWC-34D	0.005	0.00042	0.006	No	11	0.001524	0.001743	18.18	None	No	0.006	NP (normality)
Cobalt (mg/L)	BGWC-35D	0.002864	0.0008607	0.006	No	11	0.001907	0.001371	9.091	None	sqrt(x)	0.01	Param.
Cobalt (mg/L)	BGWC-36D	0.005	0.00049	0.006	No	11	0.002638	0.002269	45.45	None	No	0.006	NP (normality)
Cobalt (mg/L)	BGWC-37D	0.001974	0.000586	0.006	No	8	0.00128	0.0006547	12.5	None	No	0.01	Param.
Cobalt (mg/L)	BGWC-38D	0.007152	0.001413	0.006	No	9	0.004311	0.003997	0	None	x^(1/3)	0.01	Param.
Cobalt (mg/L)	BGWC-39	0.005	0.00047	0.006	No	9	0.00382	0.001941	66.67	None	No	0.002	NP (NDs)
Cobalt (mg/L)	BGWC-40	0.0005932	0.0004468	0.006	No	8	0.00052	0.00006908	0	None	No	0.01	Param.
Cobalt (mg/L)	BGWC-41D	0.005	0.0004	0.006	No	6	0.00202	0.002311	33.33	None	No	0.0155	NP (normality)
Cobalt (mg/L)	BGWC-43D	0.005927	0.002359	0.006	No	7	0.004143	0.001502	0	None	No	0.01	Param.
Cobalt (mg/L)	BGWC-49D	0.001165	0.0004948	0.006	No	4	0.00083	0.0001476	0	None	No	0.01	Param.
Cobalt (mg/L)	BGWC-50D	0.002057	0.0001478	0.006	No	4	0.001103	0.0004205	0	None	No	0.01	Param.
Cobalt (mg/L)	BGWC-52	0.005006	0.0003471	0.006	No	6	0.002677	0.001696	0	None	No	0.01	Param.
Cobalt (mg/L)	BGWC-7	0.00091	0.00068	0.006	No	22	0.002431	0.003654	18.18	None	No	0.01	NP (normality)
Cobalt (mg/L)	BGWC-8	0.005	0.0012	0.006	No	22	0.004168	0.001818	81.82	None	No	0.01	NP (NDs)
Cobalt (mg/L)	BGWC-9	0.005	0.0006	0.006	No	21	0.00434	0.001658	85.71	None	No	0.01	NP (NDs)
Combined Radium 226 + 228 (pCi/L)	BGWA-6	0.7035	0.3247	5	No	19	0.546	0.3493	0	None	sqrt(x)	0.01	Param.
Combined Radium 226 + 228 (pCi/L)	BGWC-10	1.443	0.9789	5	No	22	1.237	0.4758	0	None	sqrt(x)	0.01	Param.
Combined Radium 226 + 228 (pCi/L)	BGWC-12	0.741	0.3445	5	No	22	0.5427	0.3693	0	None	No	0.01	Param.
Combined Radium 226 + 228 (pCi/L)	BGWC-14A	1.316	0.5696	5	No	13	0.9428	0.502	0	None	No	0.01	Param.
Combined Radium 226 + 228 (pCi/L)	BGWC-16	1.199	0.7064	5	No	22	0.9525	0.4585	0	None	No	0.01	Param.
Combined Radium 226 + 228 (pCi/L)	BGWC-17	0.8295	0.4521	5	No	22	0.6408	0.3515	0	None	No	0.01	Param.
Combined Radium 226 + 228 (pCi/L)	BGWC-18	1.034	0.5819	5	No	22	0.8455	0.4851	0	None	sqrt(x)	0.01	Param.
Combined Radium 226 + 228 (pCi/L)	BGWC-19	1.113	0.6589	5	No	22	0.8859	0.4228	0	None	No	0.01	Param.
Combined Radium 226 + 228 (pCi/L)	BGWC-20	1.433	0.9253	5	No	22	1.179	0.4728	0	None	No	0.01	Param.
Combined Radium 226 + 228 (pCi/L)	BGWC-21	0.8437	0.4975	5	No	21	0.6706	0.3138	0	None	No	0.01	Param.
Combined Radium 226 + 228 (pCi/L)	BGWC-22	2.9	2.023	5	No	22	2.461	0.8172	0	None	No	0.01	Param.
Combined Radium 226 + 228 (pCi/L)	BGWC-23	1.876	1.131	5	No	22	1.504	0.6938	0	None	No	0.01	Param.
Combined Radium 226 + 228 (pCi/L)	BGWC-24	3.504	1.927	5	No	22	3.109	2.64	0	None	ln(x)	0.01	Param.
Combined Radium 226 + 228 (pCi/L)	BGWC-25	0.9359	0.5206	5	No	22	0.7283	0.3869	0	None	No	0.01	Param.
Combined Radium 226 + 228 (pCi/L)	BGWC-30	2.16	1.191	5	No	21	1.676	0.878	0	None	No	0.01	Param.
Combined Radium 226 + 228 (pCi/L)	BGWC-31	1.809	1.015	5	No	11	1.412	0.4763	0	None	No	0.01	Param.
Combined Radium 226 + 228 (pCi/L)	BGWC-32	2.156	1.197	5	No	11	1.677	0.5753	0	None	No	0.01	Param.
Combined Radium 226 + 228 (pCi/L)	BGWC-34D	2.881	1.681	5	No	11	2.281	0.7197	0	None	No	0.01	Param.
Combined Radium 226 + 228 (pCi/L)	BGWC-35D	3.1	1.931	5	No	11	2.515	0.7013	0	None	No	0.01	Param.
Combined Radium 226 + 228 (pCi/L)	BGWC-36D	2.347	1.305	5	No	11	1.826	0.6253	0	None	No	0.01	Param.
Combined Radium 226 + 228 (pCi/L)	BGWC-37D	3.297	2.248	5	No	8	2.773	0.4953	0	None	No	0.01	Param.
Combined Radium 226 + 228 (pCi/L)	BGWC-38D	5.91	3.34	5	No	8	4.681	1.112	0	None	No	0.004	NP (normality)
Combined Radium 226 + 228 (pCi/L)	BGWC-39	1.582	0.4558	5	No	8	1.019	0.5313	0	None	No	0.01	Param.
Combined Radium 226 + 228 (pCi/L)	BGWC-40	1.028	0.3254	5	No	8	0.6766	0.3314	0	None	No	0.01	Param.
Combined Radium 226 + 228 (pCi/L)	BGWC-41D	1.855	0.6455	5	No	6	1.251	0.4404	0	None	No	0.01	Param.
Combined Radium 226 + 228 (pCi/L)	BGWC-42D	1.38	0.461	5	No	6	0.747	0.3791	0	None	No	0.0155	NP (normality)
Combined Radium 226 + 228 (pCi/L)	BGWC-43D	2.031	1.012	5	No	6	1.522	0.371	0	None	No	0.01	Param.
Combined Radium 226 + 228 (pCi/L)	BGWC-44D	1.512	0.5095	5	No	6	1.011	0.3647	0	None	No	0.01	Param.
Combined Radium 226 + 228 (pCi/L)	BGWC-49D	3.66	2.36	5	No	4	2.72	0.6277	0	None	No	0.0625	NP (normality)

Confidence Intervals - All Results

Plant Bowen Client: Southern Company Data: Bowen AP-1 Printed 4/18/2023, 12:45 PM

Constituent	Well	Upper Lim.	Lower Lim.	Compliance	Sig.	N	Mean	Std. Dev.	%NDs	ND Adj.	Transform	Alpha	Method
Combined Radium 226 + 228 (pCi/L)	BGWC-50D	1.4	0.99	5	No	4	1.1	0.2002	0	None	No	0.0625	NP (normality)
Combined Radium 226 + 228 (pCi/L)	BGWC-51	0.7936	0.3971	5	No	6	0.5953	0.1443	0	None	No	0.01	Param.
Combined Radium 226 + 228 (pCi/L)	BGWC-52	1.755	0.1934	5	No	6	0.9743	0.5685	0	None	No	0.01	Param.
Combined Radium 226 + 228 (pCi/L)	BGWC-7	1.656	1.206	5	No	22	1.431	0.4198	0	None	No	0.01	Param.
Combined Radium 226 + 228 (pCi/L)	BGWC-8	0.8046	0.397	5	No	22	0.6008	0.3797	0	None	No	0.01	Param.
Combined Radium 226 + 228 (pCi/L)	BGWC-9	1.017	0.5059	5	No	21	0.8082	0.5265	0	None	sqrt(x)	0.01	Param.
Fluoride (mg/L)	BGWA-6	0.1	0.06	4	No	20	0.0861	0.02728	65	None	No	0.01	NP (NDs)
Fluoride (mg/L)	BGWC-10	0.1031	0.05459	4	No	23	0.11	0.06845	39.13	Kaplan-Meier	ln(x)	0.01	Param.
Fluoride (mg/L)	BGWC-12	0.12	0.08	4	No	23	0.104	0.06177	43.48	None	No	0.01	NP (normality)
Fluoride (mg/L)	BGWC-14A	0.1	0.055	4	No	13	0.08577	0.01993	61.54	None	No	0.01	NP (NDs)
Fluoride (mg/L)	BGWC-16	0.1576	0.06366	4	No	23	0.135	0.1123	26.09	Kaplan-Meier	sqrt(x)	0.01	Param.
Fluoride (mg/L)	BGWC-17	0.2131	0.1207	4	No	23	0.1899	0.1388	4.348	None	ln(x)	0.01	Param.
Fluoride (mg/L)	BGWC-18	0.14	0.08	4	No	23	0.1263	0.09818	34.78	None	No	0.01	NP (normality)
Fluoride (mg/L)	BGWC-19	0.11	0.07	4	No	23	0.1172	0.1113	34.78	None	No	0.01	NP (normality)
Fluoride (mg/L)	BGWC-20	0.13	0.062	4	No	23	0.119	0.1324	47.83	None	No	0.01	NP (normality)
Fluoride (mg/L)	BGWC-21	0.1	0.066	4	No	22	0.08445	0.02606	54.55	None	No	0.01	NP (NDs)
Fluoride (mg/L)	BGWC-22	0.34	0.23	4	No	26	0.3742	0.2814	0	None	No	0.01	NP (normality)
Fluoride (mg/L)	BGWC-23	0.1	0.068	4	No	25	0.166	0.2097	20	None	No	0.01	NP (normality)
Fluoride (mg/L)	BGWC-24	1.2	0.064	4	No	26	0.7825	1.077	7.692	None	No	0.01	NP (normality)
Fluoride (mg/L)	BGWC-25	0.09163	0.05483	4	No	23	0.092	0.03071	47.83	Kaplan-Meier	No	0.01	Param.
Fluoride (mg/L)	BGWC-30	0.1936	0.07687	4	No	25	0.208	0.2007	20	Kaplan-Meier	ln(x)	0.01	Param.
Fluoride (mg/L)	BGWC-32	0.66	0.13	4	No	13	0.3336	0.3569	0	None	No	0.01	NP (normality)
Fluoride (mg/L)	BGWC-34D	0.1	0.053	4	No	11	0.08982	0.02301	81.82	None	No	0.006	NP (NDs)
Fluoride (mg/L)	BGWC-35D	0.26	0.13	4	No	11	0.2509	0.2234	0	None	No	0.006	NP (normality)
Fluoride (mg/L)	BGWC-36D	0.26	0.11	4	No	11	0.1673	0.09991	9.091	None	No	0.006	NP (normality)
Fluoride (mg/L)	BGWC-37D	0.4539	0.1561	4	No	8	0.305	0.1405	0	None	No	0.01	Param.
Fluoride (mg/L)	BGWC-38D	0.6449	0.3662	4	No	9	0.5056	0.1443	0	None	No	0.01	Param.
Fluoride (mg/L)	BGWC-39	0.1458	0.05999	4	No	9	0.1029	0.04443	11.11	None	No	0.01	Param.
Fluoride (mg/L)	BGWC-40	0.09873	0.05745	4	No	9	0.08756	0.02295	33.33	Kaplan-Meier	No	0.01	Param.
Fluoride (mg/L)	BGWC-41D	0.1094	0.06028	4	No	7	0.08486	0.02069	14.29	None	No	0.01	Param.
Fluoride (mg/L)	BGWC-42D	0.6857	0.4068	4	No	8	0.5463	0.1316	0	None	No	0.01	Param.
Fluoride (mg/L)	BGWC-43D	1.099	0.8194	4	No	9	0.9589	0.1486	0	None	sqrt(x)	0.01	Param.
Fluoride (mg/L)	BGWC-44D	0.16	0.088	4	No	7	0.1083	0.02368	57.14	None	No	0.008	NP (NDs)
Fluoride (mg/L)	BGWC-49D	0.1073	0.03467	4	No	4	0.0855	0.02124	50	Kaplan-Meier	No	0.01	Param.
Fluoride (mg/L)	BGWC-50D	0.1296	0.0489	4	No	4	0.0945	0.01969	25	Kaplan-Meier	No	0.01	Param.
Fluoride (mg/L)	BGWC-51	0.1735	0.07355	4	No	6	0.1235	0.03636	0	None	No	0.01	Param.
Fluoride (mg/L)	BGWC-52	0.1361	0.07262	4	No	6	0.1043	0.02309	0	None	No	0.01	Param.
Fluoride (mg/L)	BGWC-7	0.1803	0.1238	4	No	23	0.152	0.05394	4.348	None	No	0.01	Param.
Fluoride (mg/L)	BGWC-8	0.1	0.067	4	No	23	0.08035	0.02994	60.87	None	No	0.01	NP (NDs)
Fluoride (mg/L)	BGWC-9	0.2054	0.1011	4	No	22	0.1818	0.1443	0	None	ln(x)	0.01	Param.
Lead (mg/L)	BGWA-6	0.001	0.00016	0.015	No	18	0.0007973	0.0003908	77.78	None	No	0.01	NP (NDs)
Lead (mg/L)	BGWC-10	0.001	0.00019	0.015	No	20	0.0009165	0.0002571	90	None	No	0.01	NP (NDs)
Lead (mg/L)	BGWC-12	0.001	0.00013	0.015	No	20	0.0006824	0.0004148	60	None	No	0.01	NP (NDs)
Lead (mg/L)	BGWC-14A	0.001	0.000062	0.015	No	13	0.0007155	0.0004444	69.23	None	No	0.01	NP (NDs)
Lead (mg/L)	BGWC-16	0.001	0.00014	0.015	No	20	0.0006665	0.0004221	60	None	No	0.01	NP (NDs)
Lead (mg/L)	BGWC-17	0.001	0.000079	0.015	No	20	0.000954	0.0002059	95	None	No	0.01	NP (NDs)
Lead (mg/L)	BGWC-18	0.001	0.0001	0.015	No	20	0.0006886	0.000436	65	None	No	0.01	NP (NDs)
Lead (mg/L)	BGWC-19	0.001	0.0006	0.015	No	20	0.0009319	0.0002286	90	None	No	0.01	NP (NDs)
Lead (mg/L)	BGWC-20	0.001	0.0001	0.015	No	20	0.0009092	0.0002796	90	None	No	0.01	NP (NDs)
Lead (mg/L)	BGWC-21	0.001	0.000068	0.015	No	19	0.0006571	0.0004614	63.16	None	No	0.01	NP (NDs)
Lead (mg/L)	BGWC-22	0.001	0.00033	0.015	No	20	0.0007848	0.000386	75	None	No	0.01	NP (NDs)
Lead (mg/L)	BGWC-23	0.001	0.00031	0.015	No	20	0.0009225	0.0002401	90	None	No	0.01	NP (NDs)
Lead (mg/L)	BGWC-24	0.001	0.0001	0.015	No	21	0.0007585	0.0004057	71.43	None	No	0.01	NP (NDs)
Lead (mg/L)	BGWC-25	0.001	0.0002	0.015	No	20	0.0007013	0.0003977	60	None	No	0.01	NP (NDs)
Lead (mg/L)	BGWC-30	0.001	0.00016	0.015	No	20	0.0005895	0.0004255	50	None	No	0.01	NP (normality)

Confidence Intervals - All Results

Plant Bowen Client: Southern Company Data: Bowen AP-1 Printed 4/18/2023, 12:45 PM

Constituent	Well	Upper Lim.	Lower Lim.	Compliance	Sig.	N	Mean	Std. Dev.	%NDs	ND Adj.	Transform	Alpha	Method
Lead (mg/L)	BGWC-31	0.0007894	0.0002104	0.015	No	10	0.0006766	0.0003878	30	Kaplan-Meier	No	0.01	Param.
Lead (mg/L)	BGWC-32	0.001	0.00011	0.015	No	10	0.0008182	0.0003834	80	Kaplan-Meier	No	0.011	NP (NDs)
Lead (mg/L)	BGWC-34D	0.001	0.001	0.015	No	10	0.0009054	0.0002992	90	Kaplan-Meier	No	0.011	NP (NDs)
Lead (mg/L)	BGWC-35D	0.0002864	0.0001099	0.015	No	10	0.0005209	0.0004201	40	Kaplan-Meier	x^(1/3)	0.01	Param.
Lead (mg/L)	BGWC-36D	0.001	0.00014	0.015	No	10	0.000592	0.0003893	40	None	No	0.011	NP (normality)
Lead (mg/L)	BGWC-37D	0.001	0.000073	0.015	No	8	0.0005694	0.0004652	50	None	No	0.004	NP (normality)
Lead (mg/L)	BGWC-38D	0.001	0.00016	0.015	No	8	0.0007038	0.0004096	62.5	None	No	0.004	NP (NDs)
Lead (mg/L)	BGWC-39	0.001	0.0001	0.015	No	8	0.0008875	0.0003182	87.5	None	No	0.004	NP (NDs)
Lead (mg/L)	BGWC-40	0.001	0.00014	0.015	No	8	0.0004838	0.0004286	37.5	None	No	0.004	NP (normality)
Lead (mg/L)	BGWC-41D	0.001	0.000036	0.015	No	6	0.0008393	0.0003936	83.33	None	No	0.0155	NP (NDs)
Lead (mg/L)	BGWC-42D	0.001	0.000041	0.015	No	6	0.0006808	0.0004945	66.67	None	No	0.0155	NP (NDs)
Lead (mg/L)	BGWC-43D	0.001	0.00012	0.015	No	6	0.0008533	0.0003593	83.33	None	No	0.0155	NP (NDs)
Lead (mg/L)	BGWC-44D	0.001	0.00017	0.015	No	6	0.0008617	0.0003388	83.33	None	No	0.0155	NP (NDs)
Lead (mg/L)	BGWC-49D	0.001	0.000044	0.015	No	4	0.000761	0.000478	75	None	No	0.0625	NP (NDs)
Lead (mg/L)	BGWC-50D	0.001	0.00014	0.015	No	4	0.000785	0.00043	75	None	No	0.0625	NP (NDs)
Lead (mg/L)	BGWC-51	0.001	0.00015	0.015	No	6	0.0005883	0.0004516	50	None	No	0.0155	NP (normality)
Lead (mg/L)	BGWC-52	0.001	0.000054	0.015	No	6	0.000544	0.0004999	50	None	No	0.0155	NP (normality)
Lead (mg/L)	BGWC-8	0.001	0.0003	0.015	No	20	0.0008345	0.0003414	80	None	No	0.01	NP (NDs)
Lead (mg/L)	BGWC-9	0.001	0.000082	0.015	No	19	0.0005931	0.0004506	52.63	None	No	0.01	NP (NDs)
Lithium (mg/L)	BGWA-6	0.03	0.00082	0.04	No	19	0.02846	0.006694	94.74	None	No	0.01	NP (NDs)
Lithium (mg/L)	BGWC-10	0.03	0.00093	0.04	No	22	0.01061	0.01361	31.82	None	No	0.01	NP (normality)
Lithium (mg/L)	BGWC-12	0.05	0.001	0.04	No	22	0.02554	0.02504	50	None	No	0.01	NP (normality)
Lithium (mg/L)	BGWC-14A	0.03	0.00087	0.04	No	13	0.01658	0.01508	53.85	None	No	0.01	NP (NDs)
Lithium (mg/L)	BGWC-16	0.03	0.00049	0.04	No	22	0.02866	0.006292	95.45	None	No	0.01	NP (NDs)
Lithium (mg/L)	BGWC-17	0.03	0.00069	0.04	No	22	0.02867	0.006249	95.45	None	No	0.01	NP (NDs)
Lithium (mg/L)	BGWC-20	0.02715	0.01888	0.04	No	22	0.02302	0.007705	0	None	No	0.01	Param.
Lithium (mg/L)	BGWC-22	0.02904	0.01836	0.04	No	22	0.0237	0.009957	0	None	No	0.01	Param.
Lithium (mg/L)	BGWC-23	0.02475	0.01345	0.04	No	22	0.02009	0.01101	0	None	sqrt(x)	0.01	Param.
Lithium (mg/L)	BGWC-24	0.0082	0.0057	0.04	No	23	0.00783	0.003041	13.04	None	No	0.01	NP (normality)
Lithium (mg/L)	BGWC-30	0.0171	0.0012	0.04	No	22	0.008871	0.007859	4.545	None	No	0.01	NP (normality)
Lithium (mg/L)	BGWC-34D	0.03	0.00098	0.04	No	11	0.0247	0.0118	81.82	None	No	0.006	NP (NDs)
Lithium (mg/L)	BGWC-35D	0.01656	0.009623	0.04	No	11	0.01309	0.004161	0	None	No	0.01	Param.
Lithium (mg/L)	BGWC-36D	0.0044	0.0011	0.04	No	11	0.003245	0.004012	9.091	None	No	0.006	NP (normality)
Lithium (mg/L)	BGWC-37D	0.03167	0.001954	0.04	No	7	0.01506	0.01484	0	None	sqrt(x)	0.01	Param.
Lithium (mg/L)	BGWC-38D	0.01721	0.006114	0.04	No	8	0.01166	0.005235	0	None	No	0.01	Param.
Lithium (mg/L)	BGWC-39	0.005573	0.003027	0.04	No	8	0.0043	0.001201	0	None	No	0.01	Param.
Lithium (mg/L)	BGWC-40	0.03	0.00079	0.04	No	7	0.01336	0.01557	42.86	None	No	0.008	NP (normality)
Lithium (mg/L)	BGWC-41D	0.002421	0.001086	0.04	No	6	0.001753	0.0004861	0	None	No	0.01	Param.
Lithium (mg/L)	BGWC-42D	0.03	0.0012	0.04	No	5	0.00728	0.01271	20	None	No	0.031	NP (normality)
Lithium (mg/L)	BGWC-43D	0.02989	0.02211	0.04	No	6	0.026	0.002828	0	None	No	0.01	Param.
Lithium (mg/L)	BGWC-44D	0.004092	0.001908	0.04	No	6	0.003	0.000795	0	None	No	0.01	Param.
Lithium (mg/L)	BGWC-49D	0.01194	0.00386	0.04	No	4	0.0079	0.00178	0	None	No	0.01	Param.
Lithium (mg/L)	BGWC-51	0.03	0.0011	0.04	No	6	0.0113	0.01451	33.33	None	No	0.0155	NP (normality)
Lithium (mg/L)	BGWC-52	0.004071	0.0009538	0.04	No	6	0.002913	0.001209	0	None	x^3	0.01	Param.
Lithium (mg/L)	BGWC-7	0.0093	0.0074	0.04	No	22	0.009114	0.003717	4.545	None	No	0.01	NP (normality)
Lithium (mg/L)	BGWC-8	0.03	0.001	0.04	No	22	0.02868	0.006183	95.45	None	No	0.01	NP (NDs)
Lithium (mg/L)	BGWC-9	0.05	0.0013	0.04	No	21	0.0176	0.02348	33.33	None	No	0.01	NP (normality)
Mercury (mg/L)	BGWA-6	0.0002	0.000084	0.002	No	18	0.0001936	0.00002734	94.44	None	No	0.01	NP (NDs)
Mercury (mg/L)	BGWC-10	0.0002	0.0001	0.002	No	20	0.0001874	0.00003969	90	None	No	0.01	NP (NDs)
Mercury (mg/L)	BGWC-12	0.0002	0.0001	0.002	No	20	0.0001879	0.00003786	90	None	No	0.01	NP (NDs)
Mercury (mg/L)	BGWC-14A	0.0002	0.00016	0.002	No	13	0.0001969	0.00001109	92.31	None	No	0.01	NP (NDs)
Mercury (mg/L)	BGWC-16	0.0002	0.000098	0.002	No	20	0.0001949	0.00002281	90	None	No	0.01	NP (NDs)
Mercury (mg/L)	BGWC-17	0.0002303	0.0001435	0.002	No	20	0.0002065	0.0000673	20	Kaplan-Meier	No	0.01	Param.
Mercury (mg/L)	BGWC-18	0.0002	0.000079	0.002	No	20	0.0001939	0.00002706	95	None	No	0.01	NP (NDs)
Mercury (mg/L)	BGWC-19	0.0002	0.00008	0.002	No	20	0.0001865	0.00004184	90	None	No	0.01	NP (NDs)

Confidence Intervals - All Results

Plant Bowen Client: Southern Company Data: Bowen AP-1 Printed 4/18/2023, 12:45 PM

Constituent	Well	Upper Lim.	Lower Lim.	Compliance	Sig.	N	Mean	Std. Dev.	%NDs	ND Adj.	Transform	Alpha	Method
Mercury (mg/L)	BGWC-20	0.0002	0.000066	0.002	No	20	0.0001933	0.00002996	95	None	No	0.01	NP (NDs)
Mercury (mg/L)	BGWC-22	0.0002	0.000092	0.002	No	20	0.0001867	0.00004173	90	None	No	0.01	NP (NDs)
Mercury (mg/L)	BGWC-23	0.0002	0.00005	0.002	No	20	0.0001847	0.0000471	90	None	No	0.01	NP (NDs)
Mercury (mg/L)	BGWC-24	0.0009178	0.0001149	0.002	No	21	0.001025	0.001482	19.05	Kaplan-Meier	x^(1/3)	0.01	Param.
Mercury (mg/L)	BGWC-25	0.0002	0.000047	0.002	No	20	0.0001923	0.00003421	95	None	No	0.01	NP (NDs)
Mercury (mg/L)	BGWC-30	0.0002	0.00008	0.002	No	20	0.0001505	0.0000639	60	None	No	0.01	NP (NDs)
Mercury (mg/L)	BGWC-31	0.0002	0.0002	0.002	No	10	0.000195	0.00001581	90	None	No	0.011	NP (NDs)
Mercury (mg/L)	BGWC-34D	0.0002	0.0002	0.002	No	10	0.000194	0.00001897	90	None	No	0.011	NP (NDs)
Mercury (mg/L)	BGWC-35D	0.0002	0.0002	0.002	No	10	0.000196	0.00001265	90	None	No	0.011	NP (NDs)
Mercury (mg/L)	BGWC-36D	0.0002	0.0002	0.002	No	10	0.000198	0.000006325	90	None	No	0.011	NP (NDs)
Mercury (mg/L)	BGWC-38D	0.00028	0.0001	0.002	No	8	0.0001875	0.00005548	62.5	None	No	0.004	NP (NDs)
Mercury (mg/L)	BGWC-44D	0.0002	0.00017	0.002	No	6	0.000195	0.00001225	83.33	None	No	0.0155	NP (NDs)
Mercury (mg/L)	BGWC-51	0.0046	0.0002	0.002	No	6	0.001958	0.001738	16.67	None	No	0.0155	NP (selected)
Mercury (mg/L)	BGWC-52	0.0002	0.00019	0.002	No	6	0.0001983	0.000004082	83.33	None	No	0.0155	NP (NDs)
Mercury (mg/L)	BGWC-7	0.0002	0.000053	0.002	No	20	0.0001926	0.00003287	95	None	No	0.01	NP (NDs)
Mercury (mg/L)	BGWC-8	0.0002	0.00016	0.002	No	20	0.0001928	0.00002426	90	None	No	0.01	NP (NDs)
Mercury (mg/L)	BGWC-9	0.0002	0.00016	0.002	No	19	0.0001916	0.00002853	89.47	None	No	0.01	NP (NDs)
Molybdenum (mg/L)	BGWA-6	0.01	0.001	0.1	No	19	0.009014	0.002957	89.47	None	No	0.01	NP (NDs)
Molybdenum (mg/L)	BGWC-10	0.0036	0.0032	0.1	No	22	0.003573	0.0008172	0	None	No	0.01	NP (normality)
Molybdenum (mg/L)	BGWC-14A	0.01	0.0011	0.1	No	13	0.003642	0.00373	23.08	None	No	0.01	NP (normality)
Molybdenum (mg/L)	BGWC-19	0.01	0.00023	0.1	No	22	0.009556	0.002083	95.45	None	No	0.01	NP (NDs)
Molybdenum (mg/L)	BGWC-20	0.018	0.0127	0.1	No	22	0.01668	0.005584	0	None	No	0.01	NP (normality)
Molybdenum (mg/L)	BGWC-21	0.002691	0.001651	0.1	No	21	0.004257	0.003424	23.81	Kaplan-Meier	ln(x)	0.01	Param.
Molybdenum (mg/L)	BGWC-22	0.0662	0.04	0.1	No	25	0.05243	0.01338	0	None	No	0.01	NP (normality)
Molybdenum (mg/L)	BGWC-23	0.01272	0.01107	0.1	No	24	0.01179	0.001785	0	None	x^2	0.01	Param.
Molybdenum (mg/L)	BGWC-24	0.01	0.0024	0.1	No	25	0.006106	0.003993	48	None	No	0.01	NP (normality)
Molybdenum (mg/L)	BGWC-25	0.01	0.0029	0.1	No	22	0.00743	0.003605	63.64	None	No	0.01	NP (NDs)
Molybdenum (mg/L)	BGWC-30	0.01246	0.005382	0.1	No	24	0.0099	0.00711	0	None	sqrt(x)	0.01	Param.
Molybdenum (mg/L)	BGWC-31	0.01	0.01	0.1	No	11	0.009121	0.002916	90.91	None	No	0.006	NP (NDs)
Molybdenum (mg/L)	BGWC-32	0.00394	0.003144	0.1	No	12	0.003542	0.0005071	0	None	No	0.01	Param.
Molybdenum (mg/L)	BGWC-34D	0.0021	0.0009	0.1	No	11	0.001455	0.001226	9.091	None	No	0.006	NP (normality)
Molybdenum (mg/L)	BGWC-35D	0.03651	0.02749	0.1	No	12	0.032	0.005752	0	None	No	0.01	Param.
Molybdenum (mg/L)	BGWC-36D	0.01368	0.007682	0.1	No	12	0.01068	0.003825	0	None	No	0.01	Param.
Molybdenum (mg/L)	BGWC-37D	0.02191	0.008686	0.1	No	9	0.01556	0.00972	0	None	ln(x)	0.01	Param.
Molybdenum (mg/L)	BGWC-38D	0.1215	0.08794	0.1	No	10	0.1047	0.01878	0	None	No	0.01	Param.
Molybdenum (mg/L)	BGWC-39	0.008619	0.003706	0.1	No	8	0.006163	0.002318	0	None	No	0.01	Param.
Molybdenum (mg/L)	BGWC-40	0.01	0.00069	0.1	No	8	0.006661	0.004612	62.5	None	No	0.004	NP (NDs)
Molybdenum (mg/L)	BGWC-41D	0.01419	0.006295	0.1	No	7	0.01024	0.003324	14.29	None	No	0.01	Param.
Molybdenum (mg/L)	BGWC-42D	0.01934	0.005113	0.1	No	8	0.01223	0.00671	0	None	No	0.01	Param.
Molybdenum (mg/L)	**BGWC-43D**	**0.2157**	**0.1354**	**0.1**	**Yes**	**9**	**0.1756**	**0.04157**	**0**	**None**	**No**	**0.01**	**Param.**
Molybdenum (mg/L)	BGWC-44D	0.009337	0.001006	0.1	No	7	0.005171	0.003507	14.29	None	No	0.01	Param.
Molybdenum (mg/L)	BGWC-49D	0.007899	0.004001	0.1	No	4	0.00595	0.0008583	0	None	No	0.01	Param.
Molybdenum (mg/L)	BGWC-50D	0.005192	0.001058	0.1	No	4	0.003125	0.0009106	0	None	No	0.01	Param.
Molybdenum (mg/L)	BGWC-51	0.01	0.0027	0.1	No	6	0.008783	0.00298	83.33	None	No	0.0155	NP (NDs)
Molybdenum (mg/L)	BGWC-52	0.0053	0.0035	0.1	No	6	0.004067	0.0006346	0	None	No	0.0155	NP (normality)
Molybdenum (mg/L)	BGWC-7	0.0117	0.0098	0.1	No	22	0.01039	0.002555	0	None	No	0.01	NP (normality)
Molybdenum (mg/L)	BGWC-8	0.002599	0.00121	0.1	No	22	0.004297	0.003786	27.27	Kaplan-Meier	x^(1/3)	0.01	Param.
Molybdenum (mg/L)	BGWC-9	0.003323	0.002715	0.1	No	21	0.003019	0.000551	0	None	No	0.01	Param.
Selenium (mg/L)	BGWA-6	0.005	0.0032	0.05	No	18	0.004639	0.001161	88.89	None	No	0.01	NP (NDs)
Selenium (mg/L)	BGWC-12	0.005	0.0004	0.05	No	20	0.00477	0.001029	95	None	No	0.01	NP (NDs)
Selenium (mg/L)	BGWC-14A	0.005	0.0014	0.05	No	13	0.004723	0.0009985	92.31	None	No	0.01	NP (NDs)
Selenium (mg/L)	BGWC-16	0.005	0.0018	0.05	No	20	0.003725	0.001665	60	None	No	0.01	NP (NDs)
Selenium (mg/L)	BGWC-17	0.005	0.0022	0.05	No	20	0.004233	0.001603	80	None	No	0.01	NP (NDs)
Selenium (mg/L)	BGWC-18	0.005	0.001	0.05	No	20	0.0048	0.0008944	95	None	No	0.01	NP (NDs)
Selenium (mg/L)	BGWC-19	0.005	0.0013	0.05	No	20	0.004365	0.001557	85	None	No	0.01	NP (NDs)

Confidence Intervals - All Results

Plant Bowen Client: Southern Company Data: Bowen AP-1 Printed 4/18/2023, 12:45 PM

Constituent	Well	Upper Lim.	Lower Lim.	Compliance	Sig.	N	Mean	Std. Dev.	%NDs	ND Adj.	Transform	Alpha	Method
Selenium (mg/L)	BGWC-20	0.005	0.0037	0.05	No	20	0.004935	0.0002907	95	None	No	0.01	NP (NDs)
Selenium (mg/L)	BGWC-21	0.005	0.001	0.05	No	19	0.004533	0.001408	89.47	None	No	0.01	NP (NDs)
Selenium (mg/L)	BGWC-22	0.012	0.0026	0.05	No	20	0.00507	0.001848	85	None	No	0.01	NP (NDs)
Selenium (mg/L)	BGWC-23	0.0176	0.002	0.05	No	20	0.00548	0.00293	90	None	No	0.01	NP (NDs)
Selenium (mg/L)	BGWC-24	0.009913	0.003819	0.05	No	21	0.008971	0.008885	14.29	None	ln(x)	0.01	Param.
Selenium (mg/L)	BGWC-30	0.009712	0.005758	0.05	No	20	0.007735	0.003482	10	None	No	0.01	Param.
Selenium (mg/L)	BGWC-31	0.005	0.005	0.05	No	10	0.004508	0.001556	90	None	No	0.011	NP (NDs)
Selenium (mg/L)	BGWC-32	0.005	0.005	0.05	No	10	0.004515	0.001534	90	None	No	0.011	NP (NDs)
Selenium (mg/L)	BGWC-34D	0.005	0.005	0.05	No	10	0.00451	0.00155	90	None	No	0.011	NP (NDs)
Selenium (mg/L)	BGWC-36D	0.01212	0.005576	0.05	No	10	0.00885	0.00367	0	None	No	0.01	Param.
Selenium (mg/L)	BGWC-38D	0.005	0.003	0.05	No	8	0.00475	0.0007071	75	None	No	0.004	NP (NDs)
Selenium (mg/L)	BGWC-39	0.005	0.002	0.05	No	8	0.00425	0.001389	75	None	No	0.004	NP (NDs)
Selenium (mg/L)	BGWC-40	0.01004	0.003687	0.05	No	8	0.006863	0.002996	0	None	No	0.01	Param.
Selenium (mg/L)	BGWC-41D	0.005	0.0016	0.05	No	6	0.003867	0.001756	66.67	None	No	0.0155	NP (NDs)
Selenium (mg/L)	BGWC-42D	0.005	0.0022	0.05	No	6	0.00415	0.001326	66.67	None	No	0.0155	NP (NDs)
Selenium (mg/L)	BGWC-43D	0.005	0.0028	0.05	No	6	0.004633	0.0008981	83.33	None	No	0.0155	NP (NDs)
Selenium (mg/L)	BGWC-51	0.01488	0.0004256	0.05	No	6	0.009633	0.004643	0	None	x^2	0.01	Param.
Selenium (mg/L)	BGWC-52	0.005	0.0016	0.05	No	6	0.0039	0.001705	66.67	None	No	0.0155	NP (NDs)
Selenium (mg/L)	BGWC-8	0.005	0.00015	0.05	No	20	0.00451	0.001509	90	None	No	0.01	NP (NDs)
Selenium (mg/L)	BGWC-9	0.005	0.0014	0.05	No	19	0.003379	0.00198	57.89	None	No	0.01	NP (NDs)
Thallium (mg/L)	BGWA-6	0.001	0.000061	0.002	No	19	0.0005635	0.0004734	52.63	None	No	0.01	NP (NDs)
Thallium (mg/L)	BGWC-12	0.001	0.00009	0.002	No	22	0.0007901	0.0003962	77.27	None	No	0.01	NP (NDs)
Thallium (mg/L)	BGWC-14A	0.000488	0.0002305	0.002	No	13	0.0003592	0.0001732	0	None	No	0.01	Param.
Thallium (mg/L)	BGWC-16	0.00024	0.0002	0.002	No	22	0.0002241	0.00003347	0	None	No	0.01	NP (normality)
Thallium (mg/L)	BGWC-17	0.001	0.000085	0.002	No	22	0.0005936	0.0004575	54.55	None	No	0.01	NP (NDs)
Thallium (mg/L)	BGWC-18	0.001	0.000071	0.002	No	22	0.0008727	0.000328	86.36	None	No	0.01	NP (NDs)
Thallium (mg/L)	BGWC-19	0.001	0.000085	0.002	No	22	0.0007125	0.0004316	68.18	None	No	0.01	NP (NDs)
Thallium (mg/L)	BGWC-20	0.001	0.00025	0.002	No	22	0.0009295	0.0002282	90.91	None	No	0.01	NP (NDs)
Thallium (mg/L)	BGWC-22	0.0008177	0.0006186	0.002	No	22	0.0007182	0.0001855	0	None	No	0.01	Param.
Thallium (mg/L)	BGWC-23	0.001	0.00039	0.002	No	22	0.000775	0.0003552	68.18	None	No	0.01	NP (NDs)
Thallium (mg/L)	BGWC-24	0.0005643	0.0004218	0.002	No	23	0.000493	0.0001363	13.04	None	No	0.01	Param.
Thallium (mg/L)	BGWC-30	0.0004833	0.0002275	0.002	No	22	0.0006044	0.0003214	22.73	Kaplan-Meier	No	0.01	Param.
Thallium (mg/L)	BGWC-32	0.001	0.00013	0.002	No	11	0.0004031	0.0003955	27.27	None	No	0.006	NP (normality)
Thallium (mg/L)	BGWC-34D	0.001	0.001	0.002	No	11	0.0009172	0.0002747	90.91	None	No	0.006	NP (NDs)
Thallium (mg/L)	BGWC-35D	0.001	0.00016	0.002	No	11	0.0007007	0.0004177	63.64	None	No	0.006	NP (NDs)
Thallium (mg/L)	BGWC-36D	0.0002674	0.0001526	0.002	No	11	0.00021	0.00006885	0	None	No	0.01	Param.
Thallium (mg/L)	BGWC-38D	0.001086	0.00001754	0.002	No	8	0.0009195	0.0008227	50	Kaplan-Meier	sqrt(x)	0.01	Param.
Thallium (mg/L)	BGWC-39	0.001	0.00013	0.002	No	8	0.0004	0.0003731	25	None	No	0.004	NP (normality)
Thallium (mg/L)	BGWC-40	0.001	0.00014	0.002	No	8	0.0008925	0.0003041	87.5	None	No	0.004	NP (NDs)
Thallium (mg/L)	BGWC-43D	0.003439	0.001394	0.002	No	6	0.002417	0.0007441	0	None	No	0.01	Param.
Thallium (mg/L)	BGWC-51	0.001	0.0002	0.002	No	6	0.0007667	0.000367	66.67	None	No	0.0155	NP (NDs)
Thallium (mg/L)	BGWC-52	0.0004527	0.0002038	0.002	No	6	0.0005483	0.0003594	33.33	Kaplan-Meier	sqrt(x)	0.01	Param.
Thallium (mg/L)	BGWC-7	0.001	0.00023	0.002	No	22	0.000697	0.0004139	63.64	Kaplan-Meier	No	0.01	NP (NDs)
Thallium (mg/L)	BGWC-9	0.001	0.00022	0.002	No	21	0.0008793	0.0003041	85.71	Kaplan-Meier	No	0.01	NP (NDs)

Non-Parametric Confidence Interval

Compliance Limit is not exceeded. Per-well alpha = 0.01.

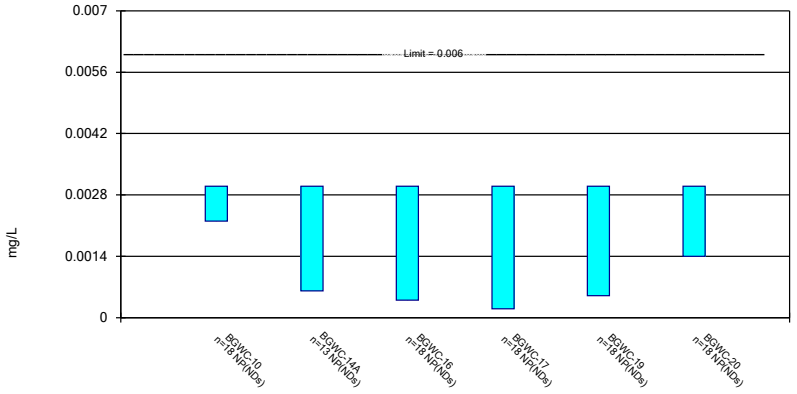

Constituent: Antimony Analysis Run 4/18/2023 12:35 PM View: Appendix IV
Plant Bowen Client: Southern Company Data: Bowen AP-1

Sanitas™ v.9.6.37 Groundwater Stats Consulting. UG

Non-Parametric Confidence Interval

Compliance Limit is not exceeded. Per-well alpha = 0.01 except as noted.

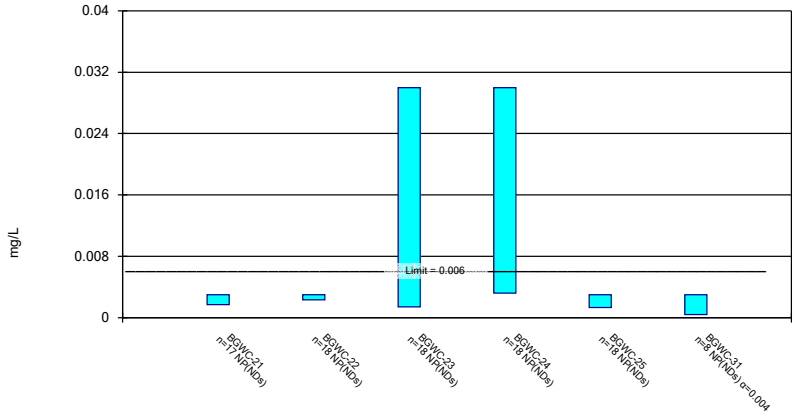

Constituent: Antimony Analysis Run 4/18/2023 12:35 PM View: Appendix IV
Plant Bowen Client: Southern Company Data: Bowen AP-1

Sanitas™ v.9.6.37 Groundwater Stats Consulting. UG

Parametric and Non-Parametric (NP) Confidence Interval

Compliance Limit is not exceeded. Per-well alpha = 0.01 except as noted. Normality Test: Shapiro Wilk, alpha based on n.

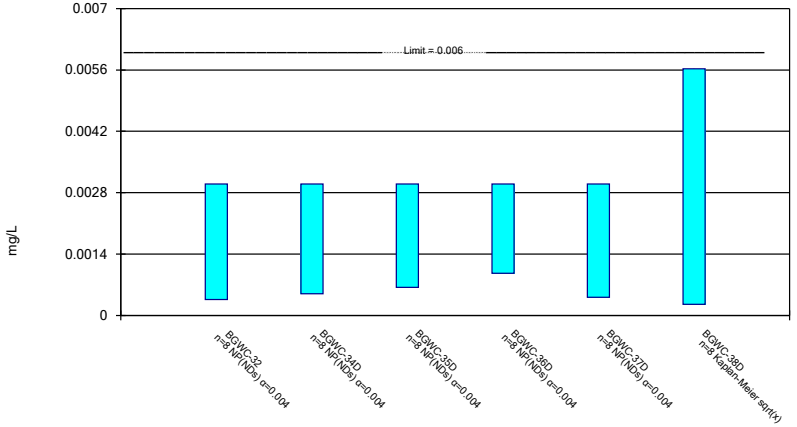

Constituent: Antimony Analysis Run 4/18/2023 12:35 PM View: Appendix IV
Plant Bowen Client: Southern Company Data: Bowen AP-1

Sanitas™ v.9.6.37 Groundwater Stats Consulting. UG

Parametric and Non-Parametric (NP) Confidence Interval

Compliance Limit is not exceeded. Per-well alpha = 0.01 except as noted. Normality Test: Shapiro Wilk, alpha based on n.

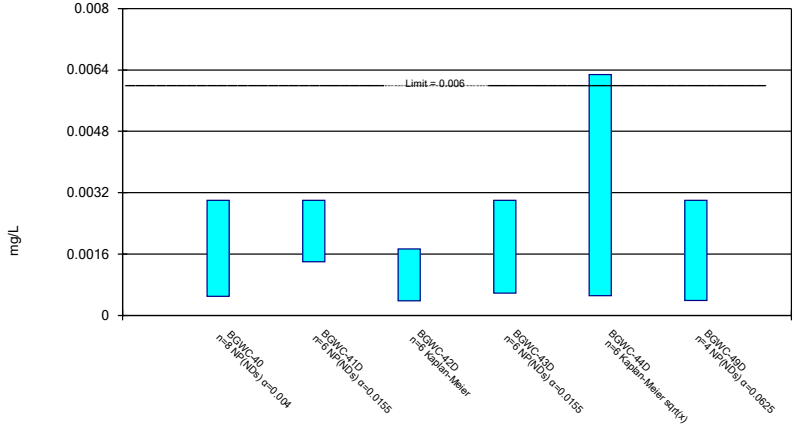

Constituent: Antimony Analysis Run 4/18/2023 12:35 PM View: Appendix IV
Plant Bowen Client: Southern Company Data: Bowen AP-1

Non-Parametric Confidence Interval

Compliance Limit is not exceeded. Per-well alpha = 0.01 except as noted.

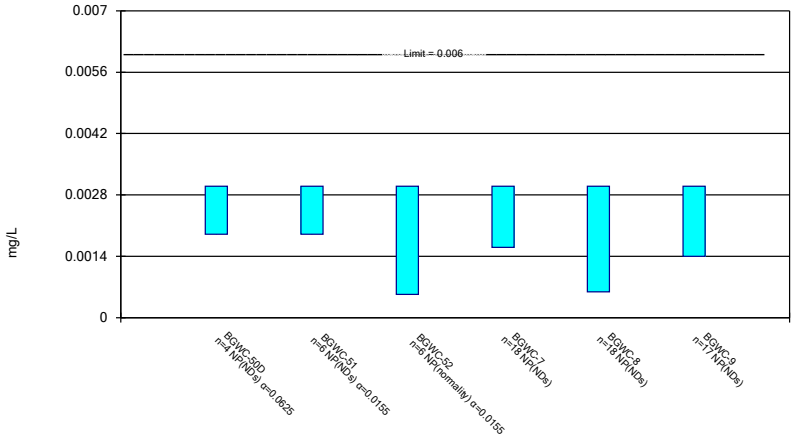

Constituent: Antimony Analysis Run 4/18/2023 12:35 PM View: Appendix IV
Plant Bowen Client: Southern Company Data: Bowen AP-1

Sanitas™ v.9.6.37 Groundwater Stats Consulting. UG

Parametric and Non-Parametric (NP) Confidence Interval

Compliance Limit is not exceeded. Per-well alpha = 0.01. Normality Test: Shapiro Wilk, alpha based on n.

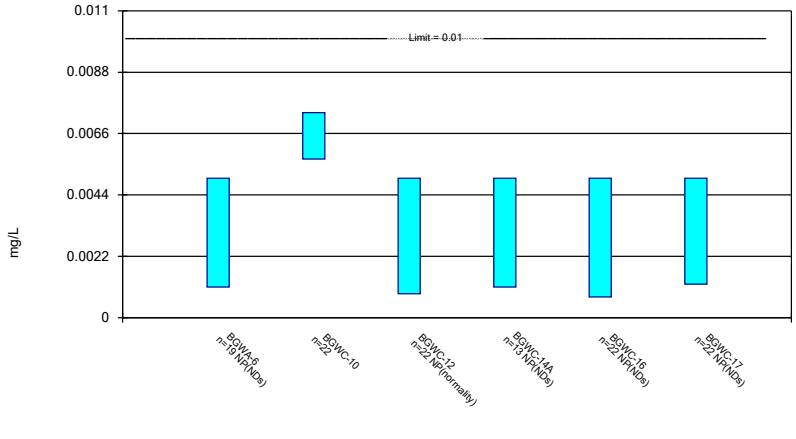

Constituent: Arsenic Analysis Run 4/18/2023 12:35 PM View: Appendix IV
Plant Bowen Client: Southern Company Data: Bowen AP-1

Sanitas™ v.9.6.37 Groundwater Stats Consulting. UG

Parametric and Non-Parametric (NP) Confidence Interval

Compliance Limit is not exceeded. Per-well alpha = 0.01. Normality Test: Shapiro Wilk, alpha based on n.

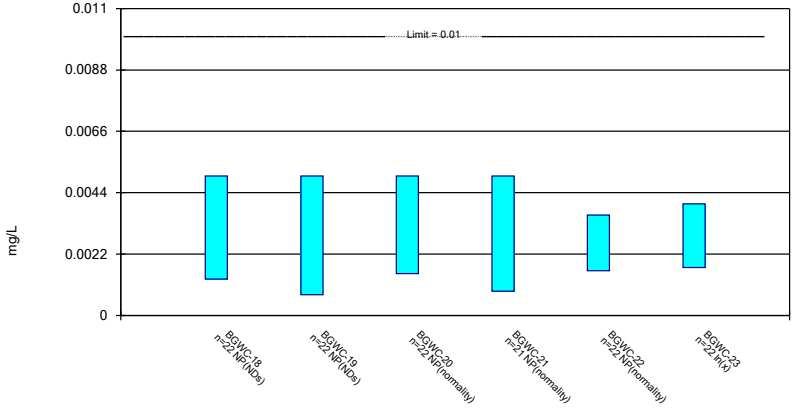

Constituent: Arsenic Analysis Run 4/18/2023 12:35 PM View: Appendix IV
Plant Bowen Client: Southern Company Data: Bowen AP-1

Sanitas™ v.9.6.37 Groundwater Stats Consulting. UG

Parametric and Non-Parametric (NP) Confidence Interval

Compliance limit is exceeded.* Per-well alpha = 0.01. Normality Test: Shapiro Wilk, alpha based on n.

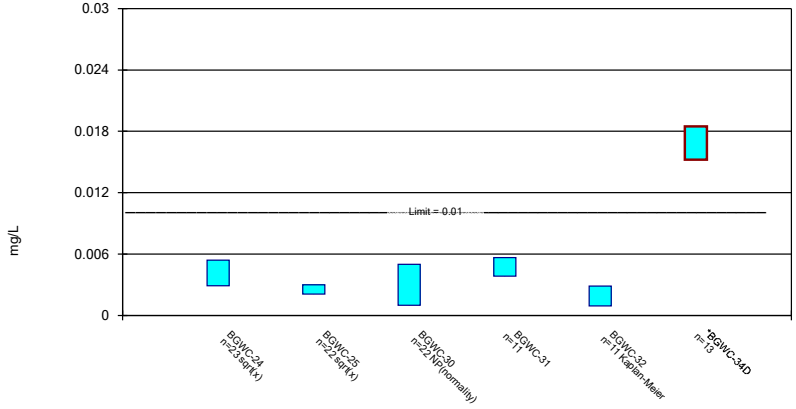

Constituent: Arsenic Analysis Run 4/18/2023 12:35 PM View: Appendix IV
Plant Bowen Client: Southern Company Data: Bowen AP-1

Parametric and Non-Parametric (NP) Confidence Interval

Compliance Limit is not exceeded. Per-well alpha = 0.01 except as noted. Normality Test: Shapiro Wilk, alpha based on n.

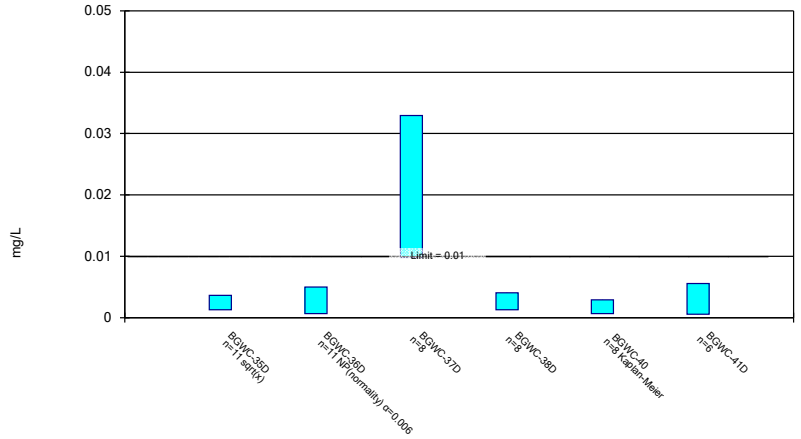

Constituent: Arsenic Analysis Run 4/18/2023 12:35 PM View: Appendix IV
Plant Bowen Client: Southern Company Data: Bowen AP-1

Parametric Confidence Interval

Compliance Limit is not exceeded. Per-well alpha = 0.01. Normality Test: Shapiro Wilk, alpha based on n.

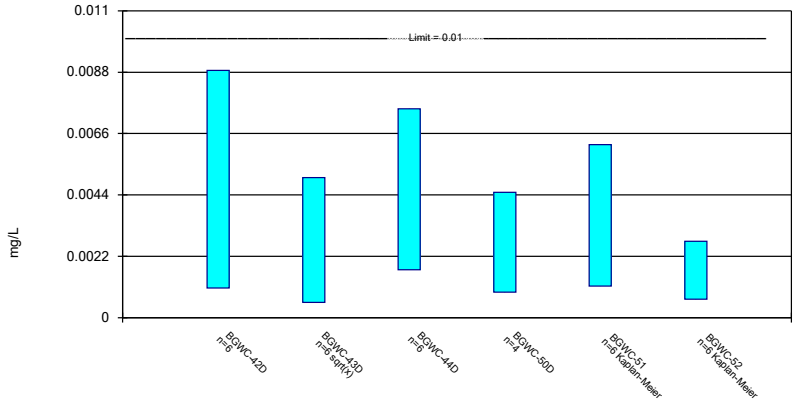

Constituent: Arsenic Analysis Run 4/18/2023 12:35 PM View: Appendix IV
Plant Bowen Client: Southern Company Data: Bowen AP-1

Parametric and Non-Parametric (NP) Confidence Interval

Compliance Limit is not exceeded. Per-well alpha = 0.01. Normality Test: Shapiro Wilk, alpha based on n.

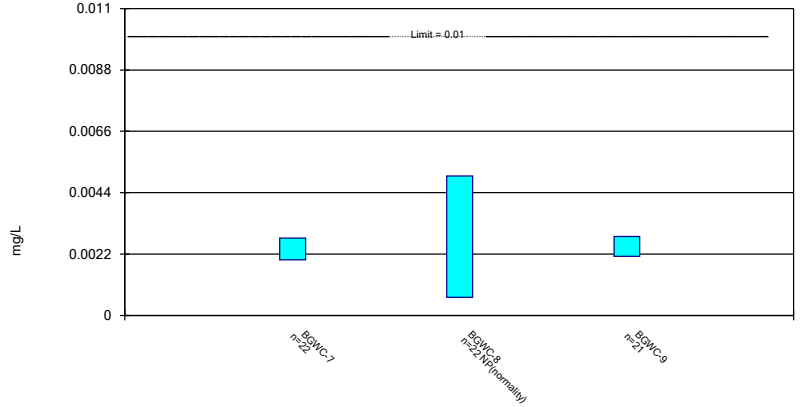

Constituent: Arsenic Analysis Run 4/18/2023 12:35 PM View: Appendix IV
Plant Bowen Client: Southern Company Data: Bowen AP-1

Parametric and Non-Parametric (NP) Confidence Interval

Compliance Limit is not exceeded. Per-well alpha = 0.01. Normality Test: Shapiro Wilk, alpha based on n.

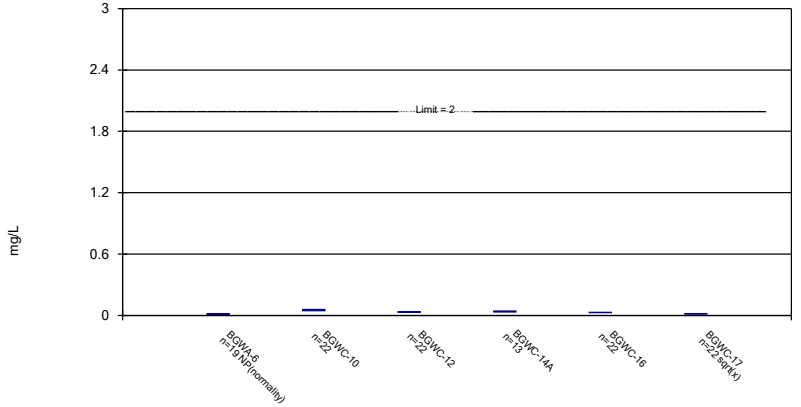

Constituent: Barium Analysis Run 4/18/2023 12:35 PM View: Appendix IV
Plant Bowen Client: Southern Company Data: Bowen AP-1

Parametric and Non-Parametric (NP) Confidence Interval

Compliance Limit is not exceeded. Per-well alpha = 0.01. Normality Test: Shapiro Wilk, alpha based on n.

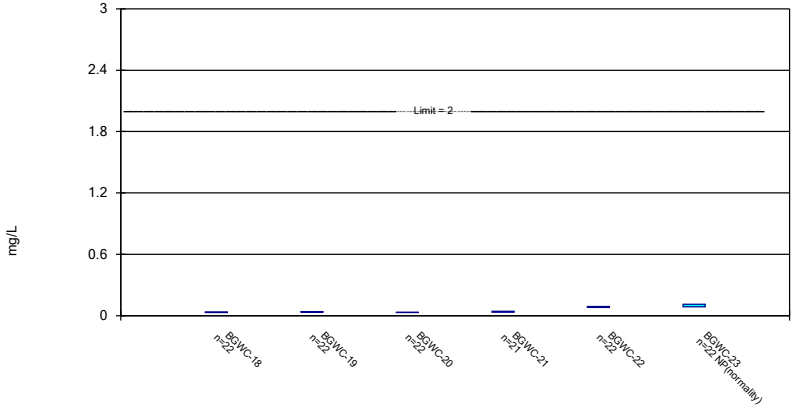

Constituent: Barium Analysis Run 4/18/2023 12:35 PM View: Appendix IV
Plant Bowen Client: Southern Company Data: Bowen AP-1

Sanitas™ v.9.6.37 Groundwater Stats Consulting. UG

Parametric and Non-Parametric (NP) Confidence Interval

Compliance Limit is not exceeded. Per-well alpha = 0.01. Normality Test: Shapiro Wilk, alpha based on n.

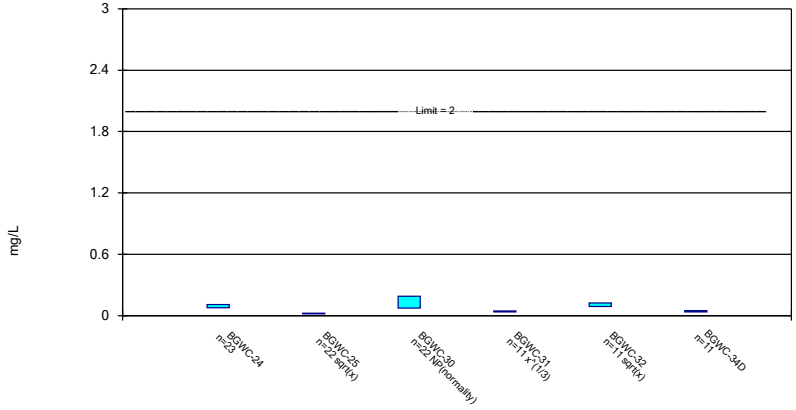

Constituent: Barium Analysis Run 4/18/2023 12:35 PM View: Appendix IV
Plant Bowen Client: Southern Company Data: Bowen AP-1

Sanitas™ v.9.6.37 Groundwater Stats Consulting. UG

Parametric and Non-Parametric (NP) Confidence Interval

Compliance Limit is not exceeded. Per-well alpha = 0.01 except as noted. Normality Test: Shapiro Wilk, alpha based on n.

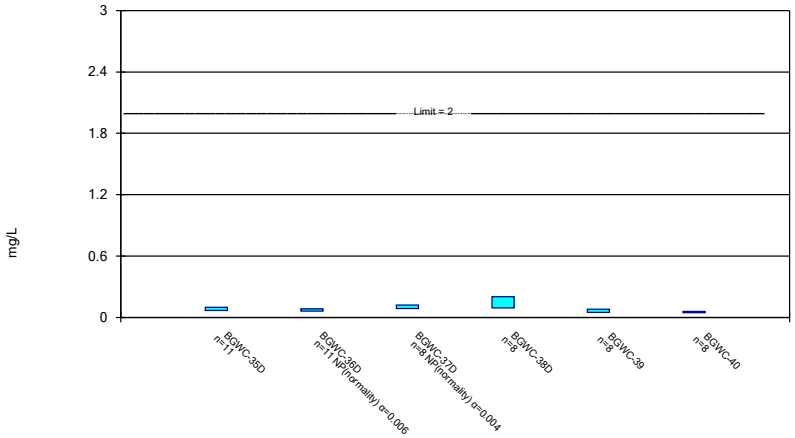

Constituent: Barium Analysis Run 4/18/2023 12:35 PM View: Appendix IV
Plant Bowen Client: Southern Company Data: Bowen AP-1

Sanitas™ v.9.6.37 Groundwater Stats Consulting. UG

Parametric Confidence Interval

Compliance Limit is not exceeded. Per-well alpha = 0.01. Normality Test: Shapiro Wilk, alpha based on n.

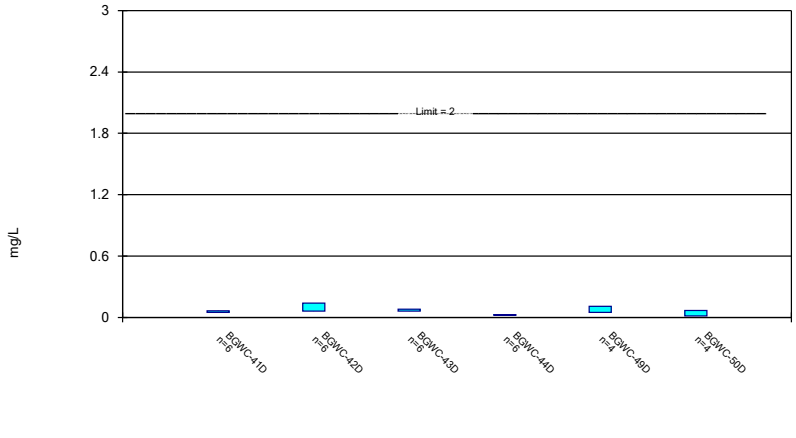

Constituent: Barium Analysis Run 4/18/2023 12:35 PM View: Appendix IV
Plant Bowen Client: Southern Company Data: Bowen AP-1

Parametric Confidence Interval

Compliance Limit is not exceeded. Per-well alpha = 0.01. Normality Test: Shapiro Wilk, alpha based on n.

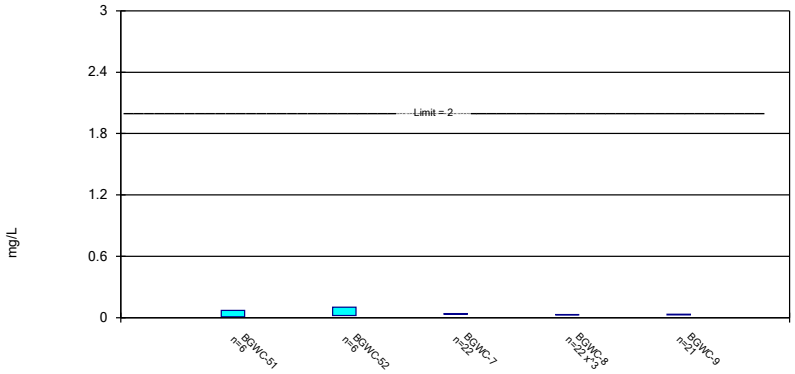

Constituent: Barium Analysis Run 4/18/2023 12:35 PM View: Appendix IV
Plant Bowen Client: Southern Company Data: Bowen AP-1

Non-Parametric Confidence Interval

Compliance Limit is not exceeded. Per-well alpha = 0.01.

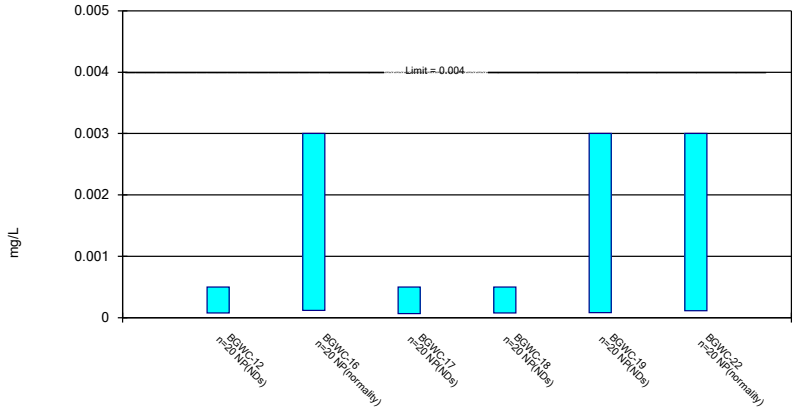

Constituent: Beryllium Analysis Run 4/18/2023 12:35 PM View: Appendix IV
Plant Bowen Client: Southern Company Data: Bowen AP-1

Parametric and Non-Parametric (NP) Confidence Interval

Compliance Limit is not exceeded. Per-well alpha = 0.01 except as noted. Normality Test: Shapiro Wilk, alpha based on n.

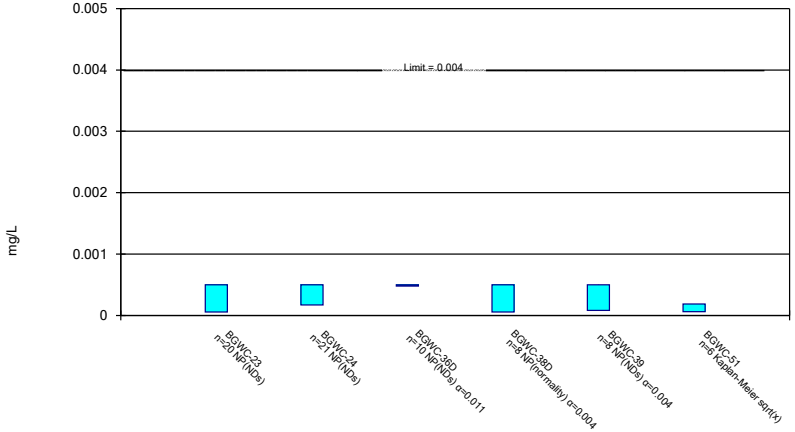

Constituent: Beryllium Analysis Run 4/18/2023 12:35 PM View: Appendix IV
Plant Bowen Client: Southern Company Data: Bowen AP-1

Non-Parametric Confidence Interval

Compliance Limit is not exceeded.

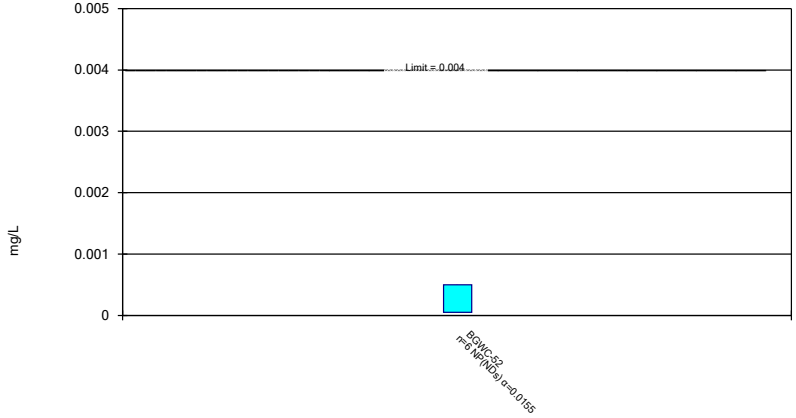

Constituent: Beryllium Analysis Run 4/18/2023 12:35 PM View: Appendix IV
Plant Bowen Client: Southern Company Data: Bowen AP-1

Parametric and Non-Parametric (NP) Confidence Interval

Compliance Limit is not exceeded. Per-well alpha = 0.01. Normality Test: Shapiro Wilk, alpha based on n.

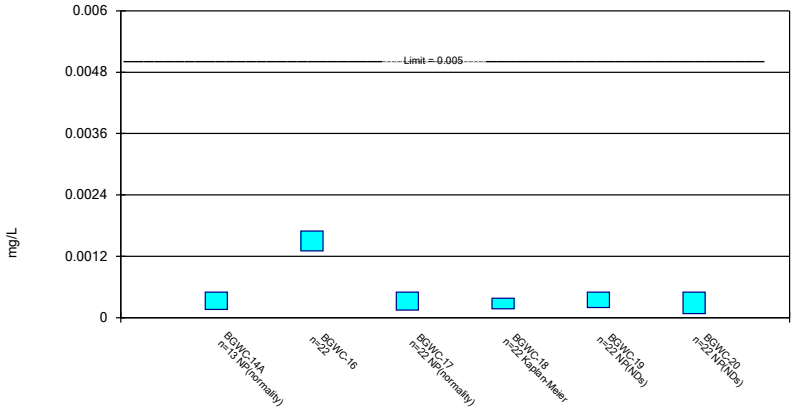

Constituent: Cadmium Analysis Run 4/18/2023 12:36 PM View: Appendix IV
Plant Bowen Client: Southern Company Data: Bowen AP-1

Sanitas™ v.9.6.37 Groundwater Stats Consulting. UG

Parametric and Non-Parametric (NP) Confidence Interval

Compliance Limit is not exceeded. Per-well alpha = 0.01 except as noted. Normality Test: Shapiro Wilk, alpha based on n.

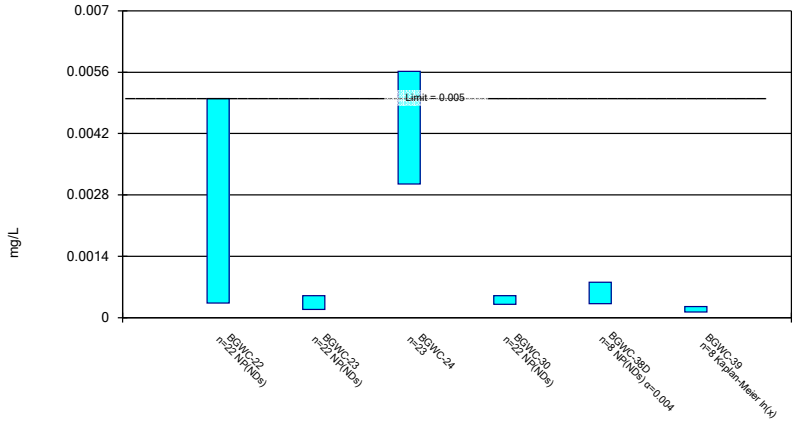

Constituent: Cadmium Analysis Run 4/18/2023 12:36 PM View: Appendix IV
Plant Bowen Client: Southern Company Data: Bowen AP-1

Sanitas™ v.9.6.37 Groundwater Stats Consulting. UG

Parametric and Non-Parametric (NP) Confidence Interval

Compliance Limit is not exceeded. Per-well alpha = 0.01 except as noted. Normality Test: Shapiro Wilk, alpha based on n.

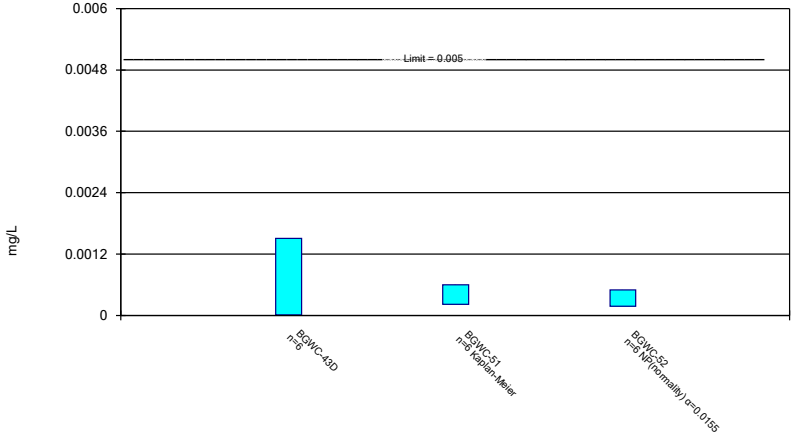

Constituent: Cadmium Analysis Run 4/18/2023 12:36 PM View: Appendix IV
Plant Bowen Client: Southern Company Data: Bowen AP-1

Sanitas™ v.9.6.37 Groundwater Stats Consulting. UG

Non-Parametric Confidence Interval

Compliance Limit is not exceeded. Per-well alpha = 0.01.

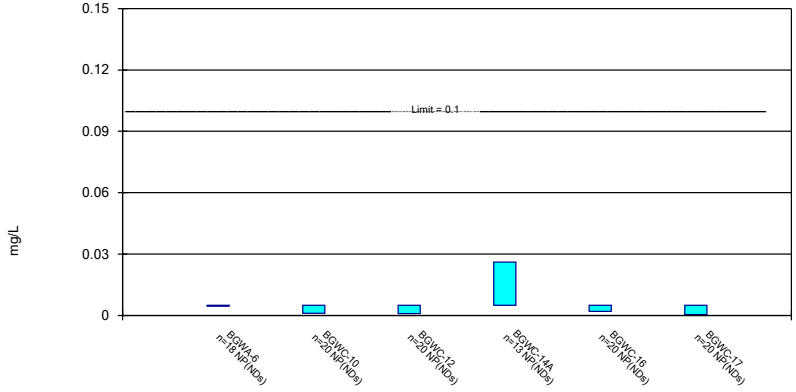

Constituent: Chromium Analysis Run 4/18/2023 12:36 PM View: Appendix IV
Plant Bowen Client: Southern Company Data: Bowen AP-1

Non-Parametric Confidence Interval

Compliance Limit is not exceeded. Per-well alpha = 0.01.

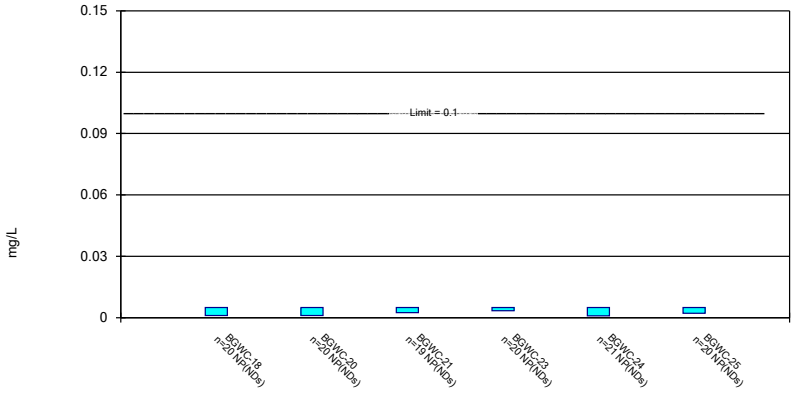

Constituent: Chromium Analysis Run 4/18/2023 12:36 PM View: Appendix IV
Plant Bowen Client: Southern Company Data: Bowen AP-1

Sanitas™ v.9.6.37 Groundwater Stats Consulting. UG

Non-Parametric Confidence Interval

Compliance Limit is not exceeded. Per-well alpha = 0.01 except as noted.

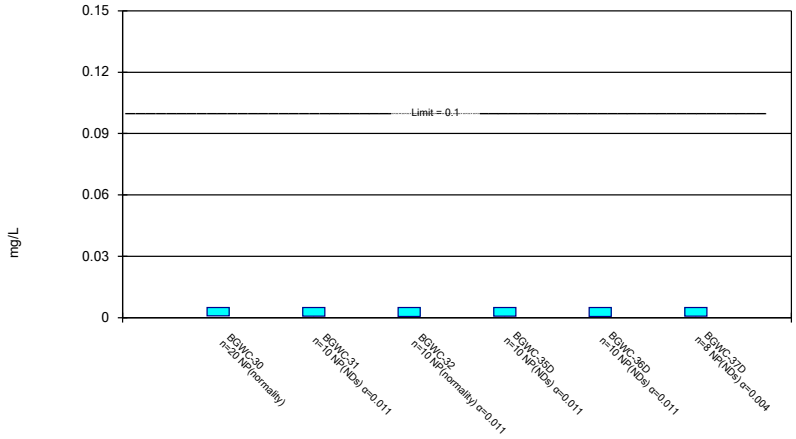

Constituent: Chromium Analysis Run 4/18/2023 12:36 PM View: Appendix IV
Plant Bowen Client: Southern Company Data: Bowen AP-1

Sanitas™ v.9.6.37 Groundwater Stats Consulting. UG

Non-Parametric Confidence Interval

Compliance Limit is not exceeded.

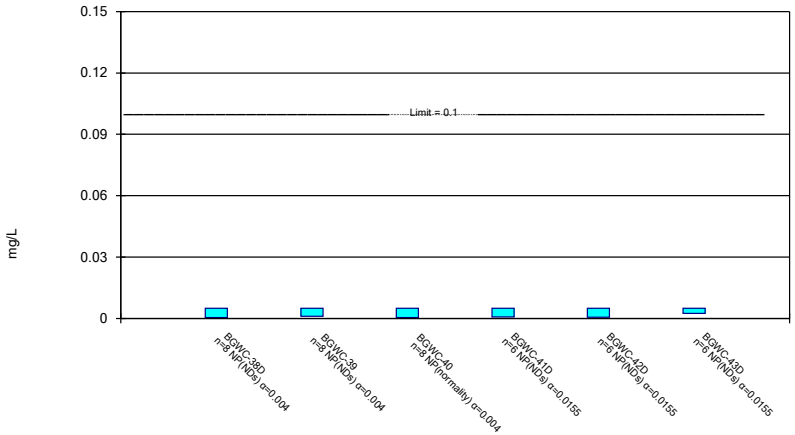

Constituent: Chromium Analysis Run 4/18/2023 12:36 PM View: Appendix IV
Plant Bowen Client: Southern Company Data: Bowen AP-1

Sanitas™ v.9.6.37 Groundwater Stats Consulting. UG

Non-Parametric Confidence Interval

Compliance Limit is not exceeded. Per-well alpha = 0.01 except as noted.

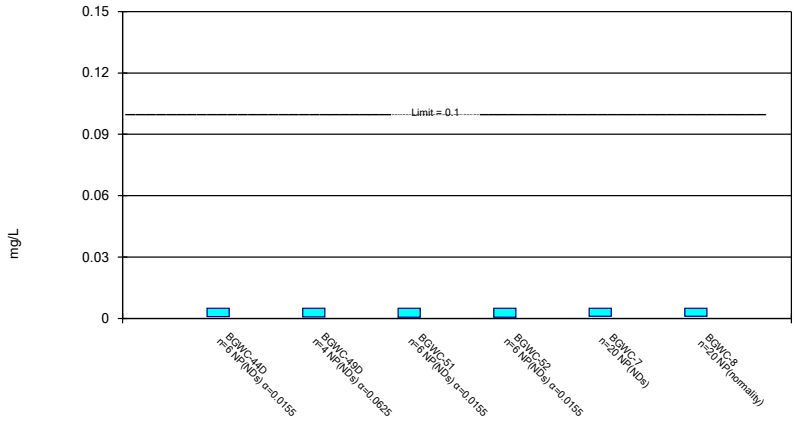

Constituent: Chromium Analysis Run 4/18/2023 12:36 PM View: Appendix IV
Plant Bowen Client: Southern Company Data: Bowen AP-1

Non-Parametric Confidence Interval

Compliance Limit is not exceeded. Per-well alpha = 0.01.



Constituent: Chromium Analysis Run 4/18/2023 12:36 PM View: Appendix IV
Plant Bowen Client: Southern Company Data: Bowen AP-1

Sanitas™ v.9.6.37 Groundwater Stats Consulting. UG

Parametric and Non-Parametric (NP) Confidence Interval

Compliance Limit is not exceeded. Per-well alpha = 0.01. Normality Test: Shapiro Wilk, alpha based on n.

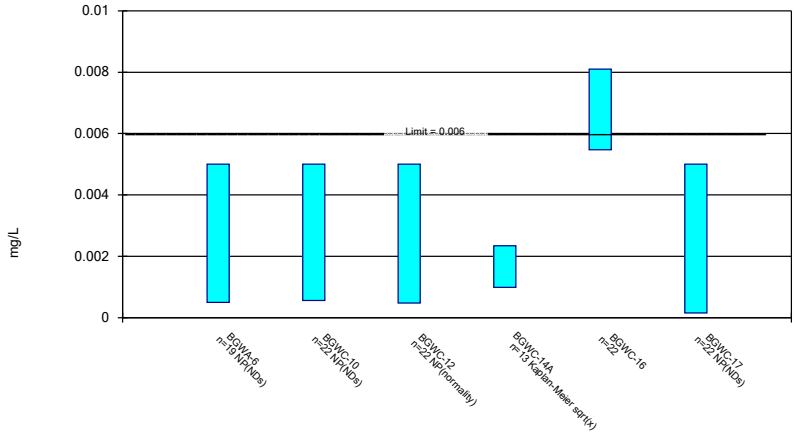

Constituent: Cobalt Analysis Run 4/18/2023 12:36 PM View: Appendix IV
Plant Bowen Client: Southern Company Data: Bowen AP-1

Sanitas™ v.9.6.37 Groundwater Stats Consulting. UG

Parametric and Non-Parametric (NP) Confidence Interval

Compliance limit is exceeded.* Per-well alpha = 0.01. Normality Test: Shapiro Wilk, alpha based on n.

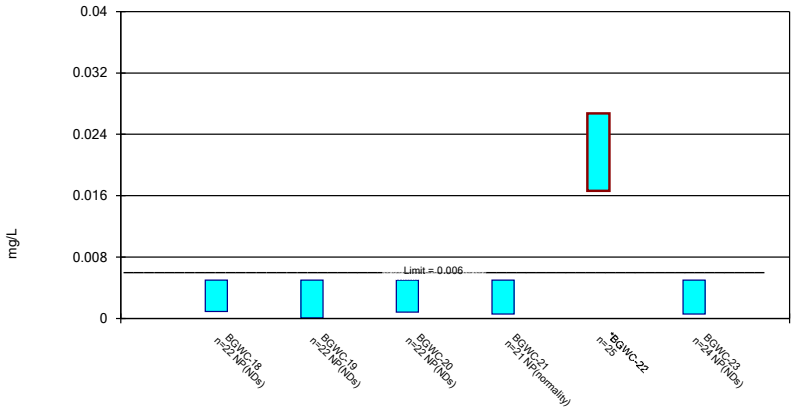

Constituent: Cobalt Analysis Run 4/18/2023 12:36 PM View: Appendix IV
Plant Bowen Client: Southern Company Data: Bowen AP-1

Sanitas™ v.9.6.37 Groundwater Stats Consulting. UG

Parametric and Non-Parametric (NP) Confidence Interval

Compliance Limit is not exceeded. Per-well alpha = 0.01 except as noted. Normality Test: Shapiro Wilk, alpha based on n.

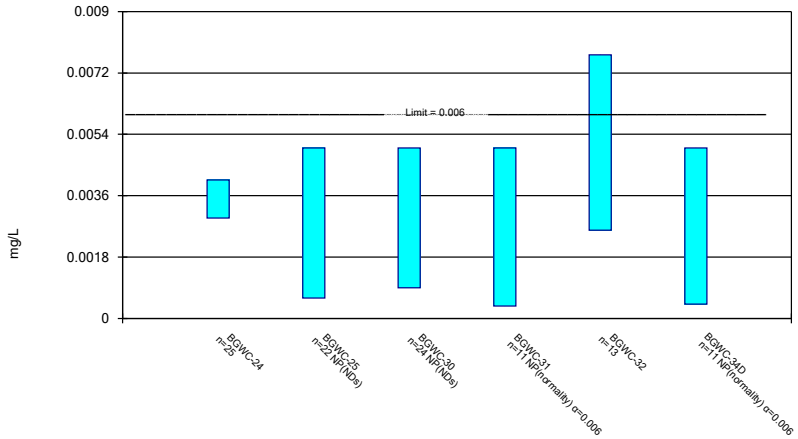

Constituent: Cobalt Analysis Run 4/18/2023 12:36 PM View: Appendix IV
Plant Bowen Client: Southern Company Data: Bowen AP-1

Parametric and Non-Parametric (NP) Confidence Interval

Compliance Limit is not exceeded. Per-well alpha = 0.01 except as noted. Normality Test: Shapiro Wilk, alpha based on n.

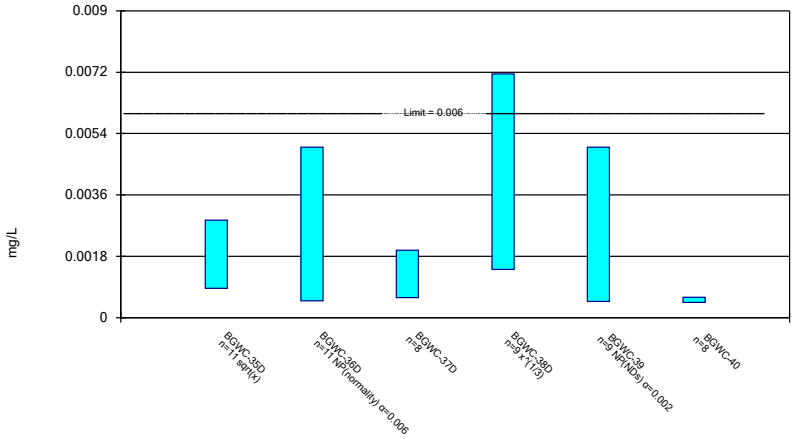

Constituent: Cobalt Analysis Run 4/18/2023 12:36 PM View: Appendix IV
Plant Bowen Client: Southern Company Data: Bowen AP-1

Sanitas™ v.9.6.37 Groundwater Stats Consulting. UG

Parametric and Non-Parametric (NP) Confidence Interval

Compliance Limit is not exceeded. Per-well alpha = 0.01 except as noted. Normality Test: Shapiro Wilk, alpha based on n.

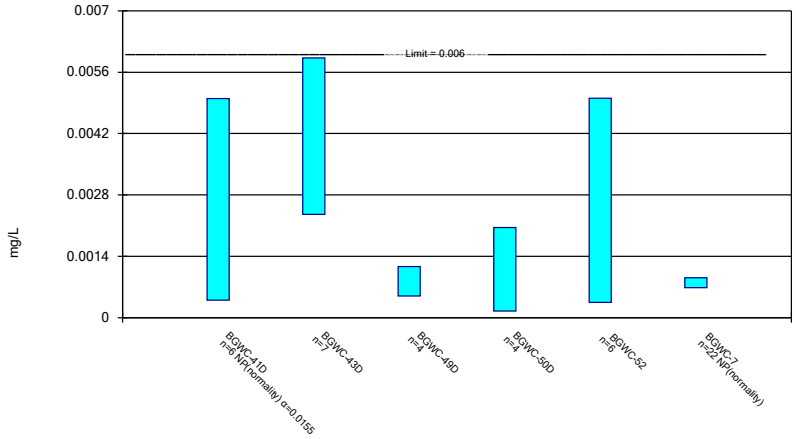

Constituent: Cobalt Analysis Run 4/18/2023 12:36 PM View: Appendix IV
Plant Bowen Client: Southern Company Data: Bowen AP-1

Sanitas™ v.9.6.37 Groundwater Stats Consulting. UG

Non-Parametric Confidence Interval

Compliance Limit is not exceeded. Per-well alpha = 0.01.

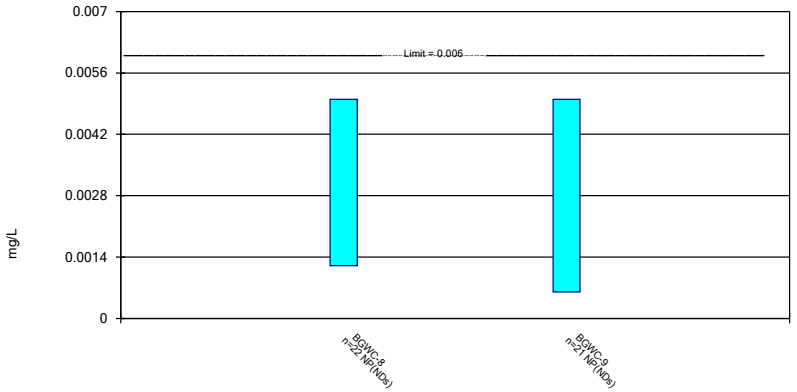

Constituent: Cobalt Analysis Run 4/18/2023 12:36 PM View: Appendix IV
Plant Bowen Client: Southern Company Data: Bowen AP-1

Sanitas™ v.9.6.37 Groundwater Stats Consulting. UG

Parametric Confidence Interval

Compliance Limit is not exceeded. Per-well alpha = 0.01. Normality Test: Shapiro Wilk, alpha based on n.

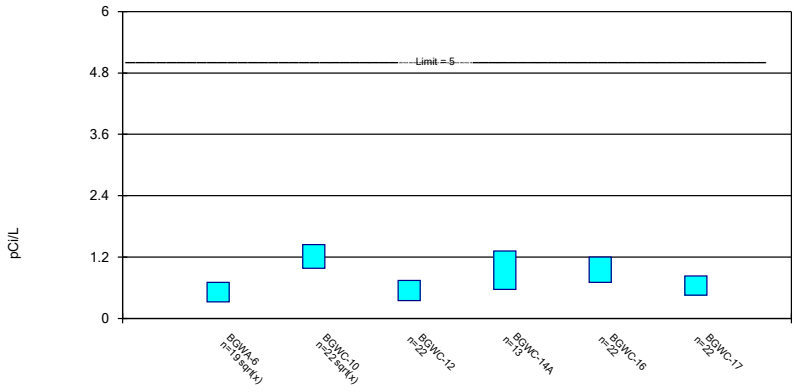

Constituent: Combined Radium 226 + 228 Analysis Run 4/18/2023 12:36 PM View: Appendix IV
Plant Bowen Client: Southern Company Data: Bowen AP-1

Parametric Confidence Interval

Compliance Limit is not exceeded. Per-well alpha = 0.01. Normality Test: Shapiro Wilk, alpha based on n.

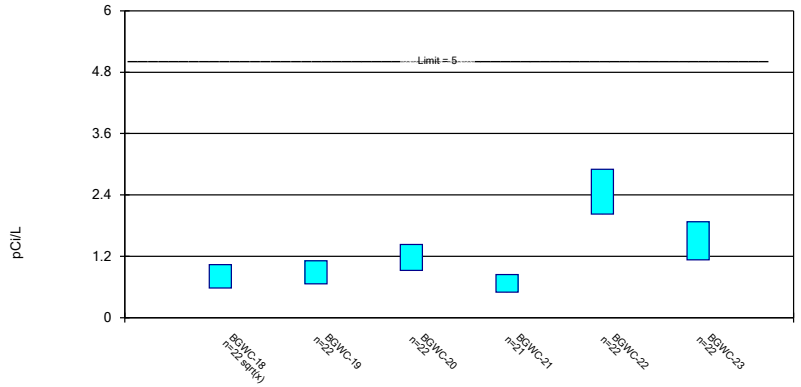

Constituent: Combined Radium 226 + 228 Analysis Run 4/18/2023 12:36 PM View: Appendix IV

Plant Bowen Client: Southern Company Data: Bowen AP-1

Sanitas™ v.9.6.37 Groundwater Stats Consulting. UG

Parametric Confidence Interval

Compliance Limit is not exceeded. Per-well alpha = 0.01. Normality Test: Shapiro Wilk, alpha based on n.

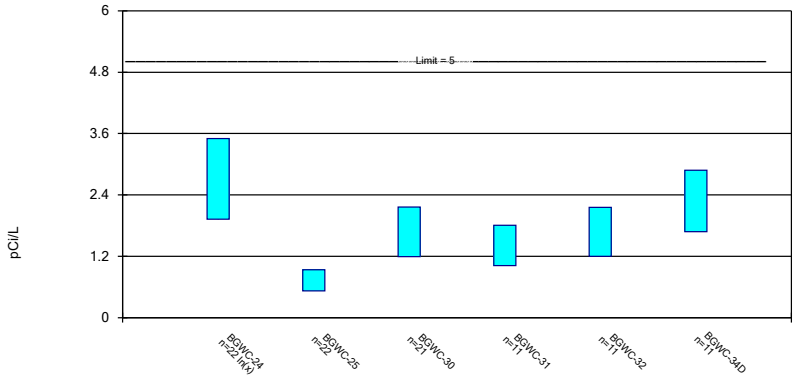

Constituent: Combined Radium 226 + 228 Analysis Run 4/18/2023 12:36 PM View: Appendix IV

Plant Bowen Client: Southern Company Data: Bowen AP-1

Sanitas™ v.9.6.37 Groundwater Stats Consulting. UG

Parametric and Non-Parametric (NP) Confidence Interval

Compliance Limit is not exceeded. Per-well alpha = 0.01 except as noted. Normality Test: Shapiro Wilk, alpha based on n.

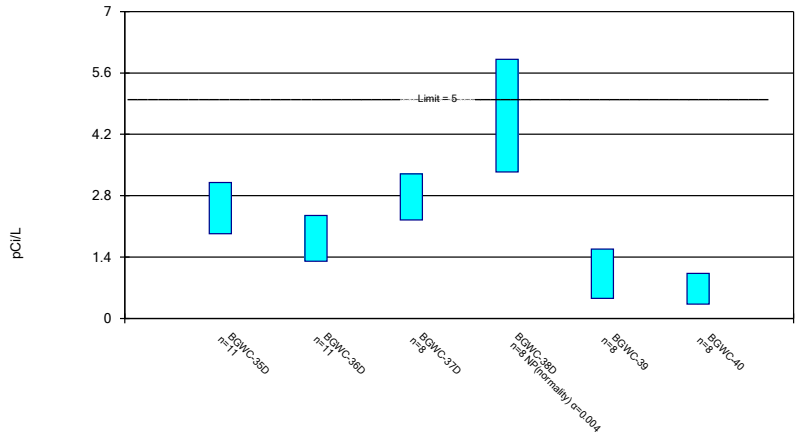

Constituent: Combined Radium 226 + 228 Analysis Run 4/18/2023 12:36 PM View: Appendix IV

Plant Bowen Client: Southern Company Data: Bowen AP-1

Sanitas™ v.9.6.37 Groundwater Stats Consulting. UG

Parametric and Non-Parametric (NP) Confidence Interval

Compliance Limit is not exceeded. Per-well alpha = 0.01 except as noted. Normality Test: Shapiro Wilk, alpha based on n.

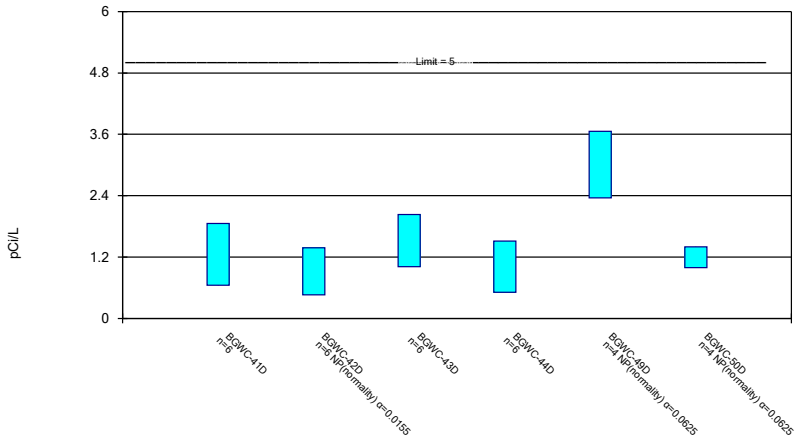

Constituent: Combined Radium 226 + 228 Analysis Run 4/18/2023 12:36 PM View: Appendix IV

Plant Bowen Client: Southern Company Data: Bowen AP-1

Parametric Confidence Interval

Compliance Limit is not exceeded. Per-well alpha = 0.01. Normality Test: Shapiro Wilk, alpha based on n.

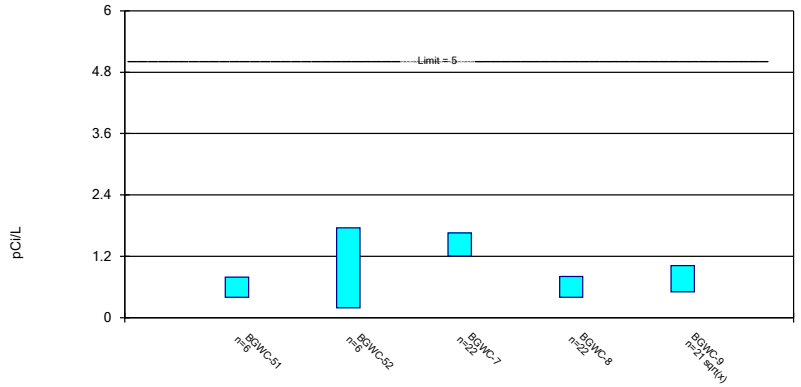

Constituent: Combined Radium 226 + 228 Analysis Run 4/18/2023 12:36 PM View: Appendix IV
Plant Bowen Client: Southern Company Data: Bowen AP-1

Parametric and Non-Parametric (NP) Confidence Interval

Compliance Limit is not exceeded. Per-well alpha = 0.01. Normality Test: Shapiro Wilk, alpha based on n.

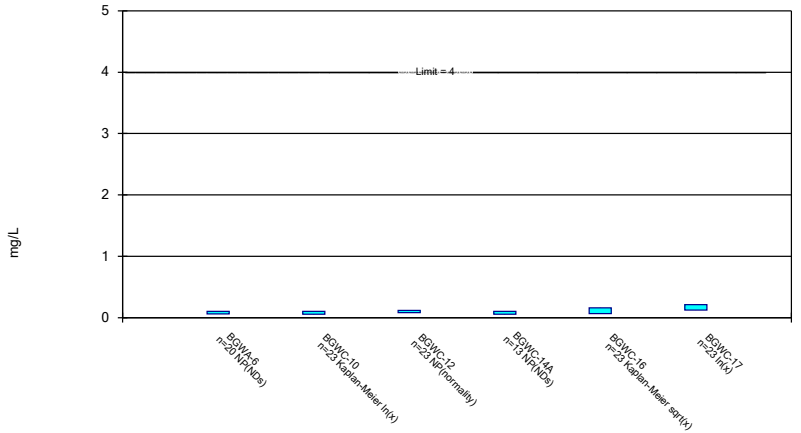

Constituent: Fluoride Analysis Run 4/18/2023 12:36 PM View: Appendix IV
Plant Bowen Client: Southern Company Data: Bowen AP-1

Non-Parametric Confidence Interval

Compliance Limit is not exceeded. Per-well alpha = 0.01.

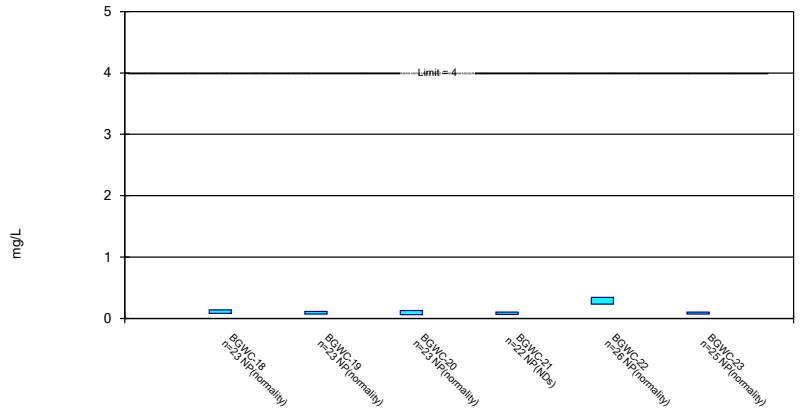

Constituent: Fluoride Analysis Run 4/18/2023 12:36 PM View: Appendix IV
Plant Bowen Client: Southern Company Data: Bowen AP-1

Parametric and Non-Parametric (NP) Confidence Interval

Compliance Limit is not exceeded. Per-well alpha = 0.01 except as noted. Normality Test: Shapiro Wilk, alpha based on n.

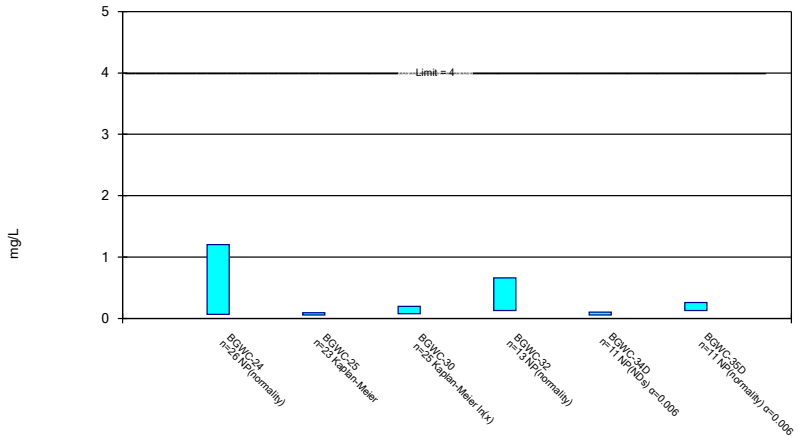

Constituent: Fluoride Analysis Run 4/18/2023 12:36 PM View: Appendix IV
Plant Bowen Client: Southern Company Data: Bowen AP-1

Parametric and Non-Parametric (NP) Confidence Interval

Compliance Limit is not exceeded. Per-well alpha = 0.01 except as noted. Normality Test: Shapiro Wilk, alpha based on n.

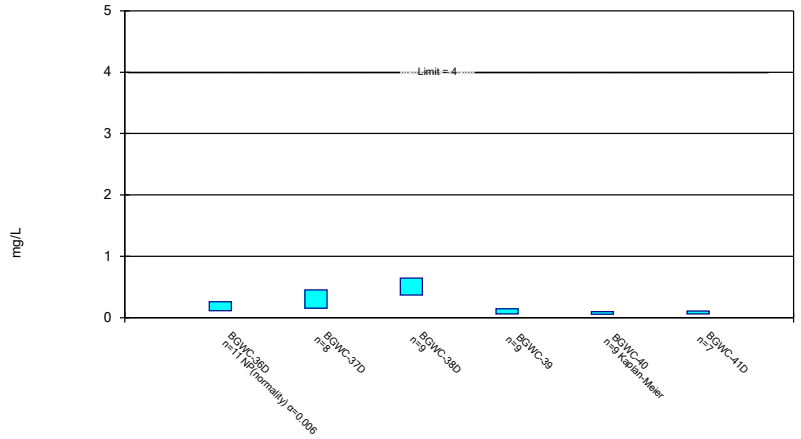

Constituent: Fluoride Analysis Run 4/18/2023 12:36 PM View: Appendix IV
Plant Bowen Client: Southern Company Data: Bowen AP-1

Sanitas™ v.9.6.37 Groundwater Stats Consulting. UG

Parametric and Non-Parametric (NP) Confidence Interval

Compliance Limit is not exceeded. Per-well alpha = 0.01 except as noted. Normality Test: Shapiro Wilk, alpha based on n.

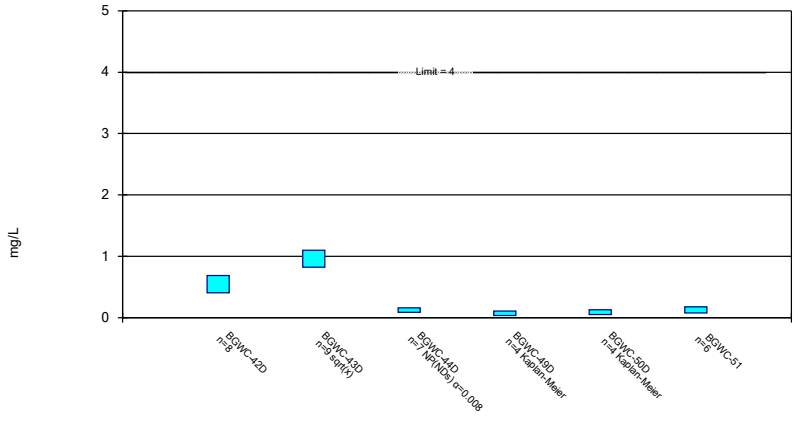

Constituent: Fluoride Analysis Run 4/18/2023 12:36 PM View: Appendix IV
Plant Bowen Client: Southern Company Data: Bowen AP-1

Sanitas™ v.9.6.37 Groundwater Stats Consulting. UG

Parametric and Non-Parametric (NP) Confidence Interval

Compliance Limit is not exceeded. Per-well alpha = 0.01. Normality Test: Shapiro Wilk, alpha based on n.

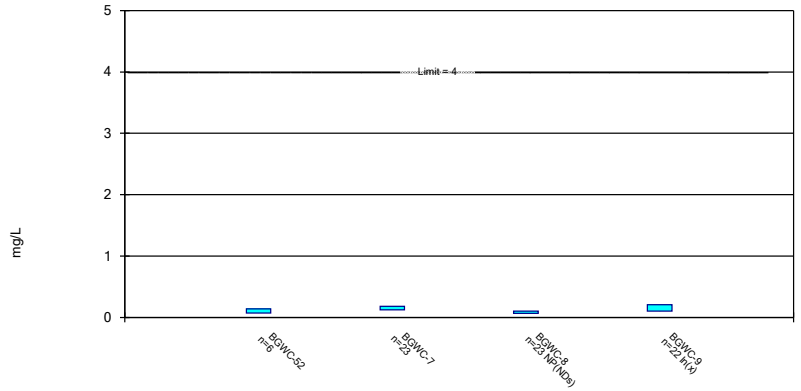

Constituent: Fluoride Analysis Run 4/18/2023 12:36 PM View: Appendix IV
Plant Bowen Client: Southern Company Data: Bowen AP-1

Sanitas™ v.9.6.37 Groundwater Stats Consulting. UG

Non-Parametric Confidence Interval

Compliance Limit is not exceeded. Per-well alpha = 0.01.

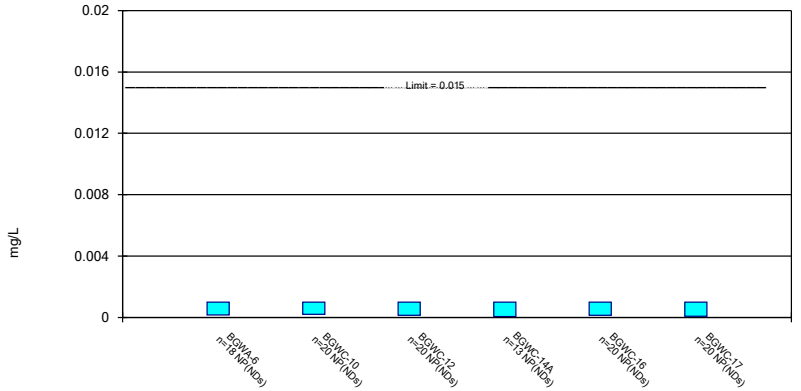

Constituent: Lead Analysis Run 4/18/2023 12:36 PM View: Appendix IV
Plant Bowen Client: Southern Company Data: Bowen AP-1

Non-Parametric Confidence Interval

Compliance Limit is not exceeded. Per-well alpha = 0.01.

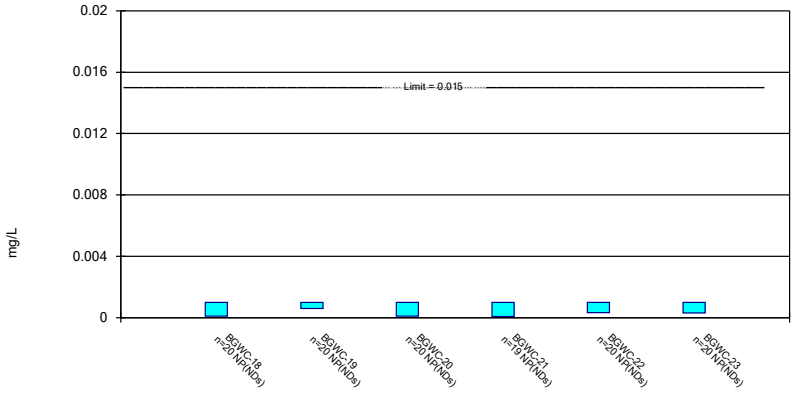

Constituent: Lead Analysis Run 4/18/2023 12:36 PM View: Appendix IV
Plant Bowen Client: Southern Company Data: Bowen AP-1

Sanitas™ v.9.6.37 Groundwater Stats Consulting. UG

Parametric and Non-Parametric (NP) Confidence Interval

Compliance Limit is not exceeded. Per-well alpha = 0.01 except as noted. Normality Test: Shapiro Wilk, alpha based on n.

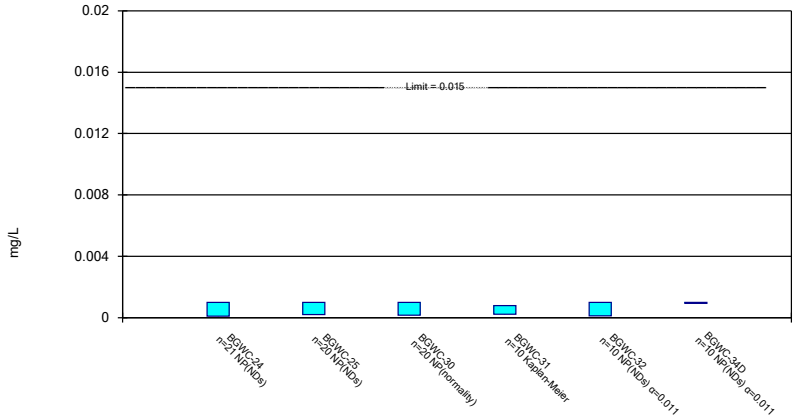

Constituent: Lead Analysis Run 4/18/2023 12:36 PM View: Appendix IV
Plant Bowen Client: Southern Company Data: Bowen AP-1

Sanitas™ v.9.6.37 Groundwater Stats Consulting. UG

Parametric and Non-Parametric (NP) Confidence Interval

Compliance Limit is not exceeded. Per-well alpha = 0.01 except as noted. Normality Test: Shapiro Wilk, alpha based on n.

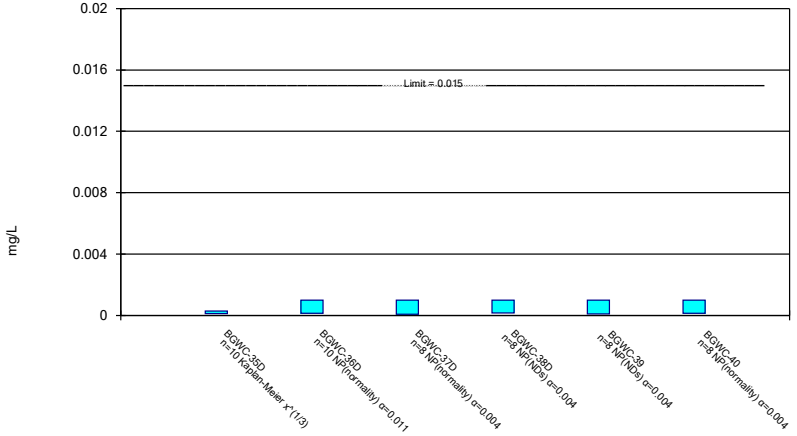

Constituent: Lead Analysis Run 4/18/2023 12:36 PM View: Appendix IV
Plant Bowen Client: Southern Company Data: Bowen AP-1

Sanitas™ v.9.6.37 Groundwater Stats Consulting. UG

Non-Parametric Confidence Interval

Compliance Limit is not exceeded.

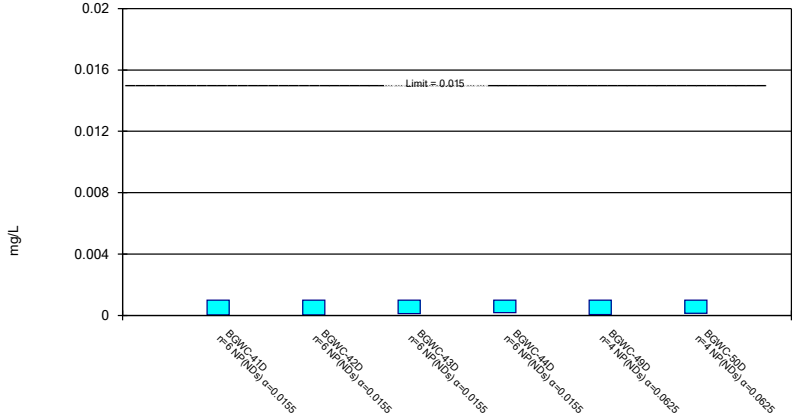

Constituent: Lead Analysis Run 4/18/2023 12:36 PM View: Appendix IV
Plant Bowen Client: Southern Company Data: Bowen AP-1

Non-Parametric Confidence Interval

Compliance Limit is not exceeded. Per-well alpha = 0.01 except as noted.

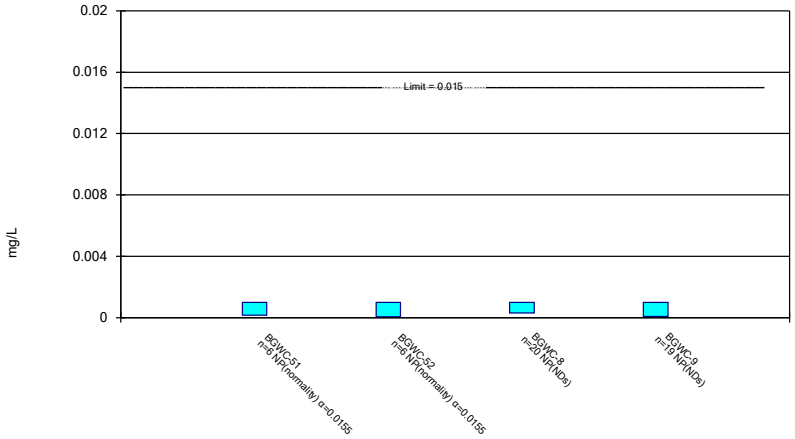

Constituent: Lead Analysis Run 4/18/2023 12:36 PM View: Appendix IV
Plant Bowen Client: Southern Company Data: Bowen AP-1

Sanitas™ v.9.6.37 Groundwater Stats Consulting. UG

Non-Parametric Confidence Interval

Compliance Limit is not exceeded. Per-well alpha = 0.01.

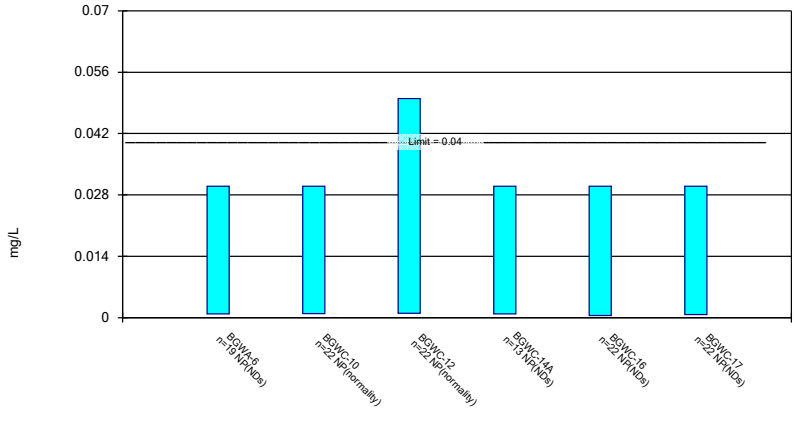

Constituent: Lithium Analysis Run 4/18/2023 12:36 PM View: Appendix IV
Plant Bowen Client: Southern Company Data: Bowen AP-1

Sanitas™ v.9.6.37 Groundwater Stats Consulting. UG

Parametric and Non-Parametric (NP) Confidence Interval

Compliance Limit is not exceeded. Per-well alpha = 0.01 except as noted. Normality Test: Shapiro Wilk, alpha based on n.

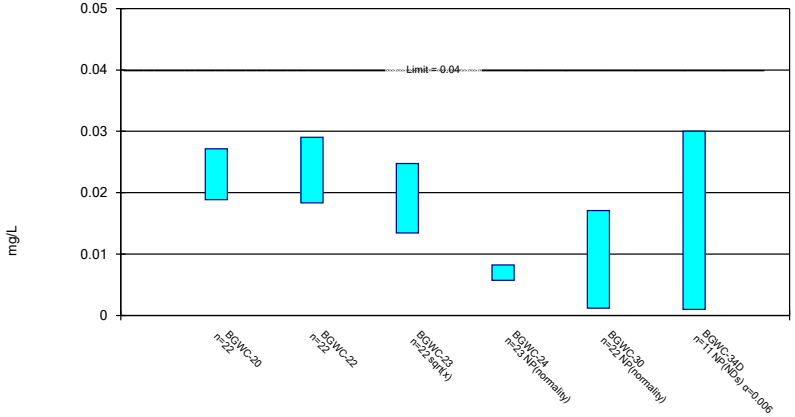

Constituent: Lithium Analysis Run 4/18/2023 12:36 PM View: Appendix IV
Plant Bowen Client: Southern Company Data: Bowen AP-1

Sanitas™ v.9.6.37 Groundwater Stats Consulting. UG

Parametric and Non-Parametric (NP) Confidence Interval

Compliance Limit is not exceeded. Per-well alpha = 0.01 except as noted. Normality Test: Shapiro Wilk, alpha based on n.

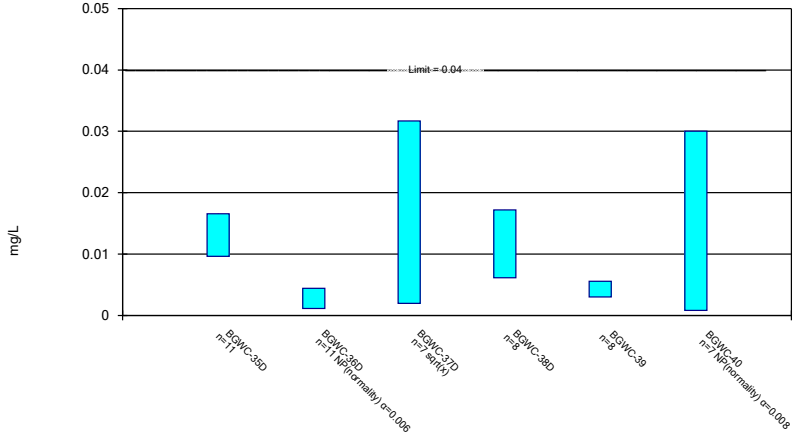

Constituent: Lithium Analysis Run 4/18/2023 12:36 PM View: Appendix IV
Plant Bowen Client: Southern Company Data: Bowen AP-1

Parametric and Non-Parametric (NP) Confidence Interval

Compliance Limit is not exceeded. Per-well alpha = 0.01 except as noted. Normality Test: Shapiro Wilk, alpha based on n.

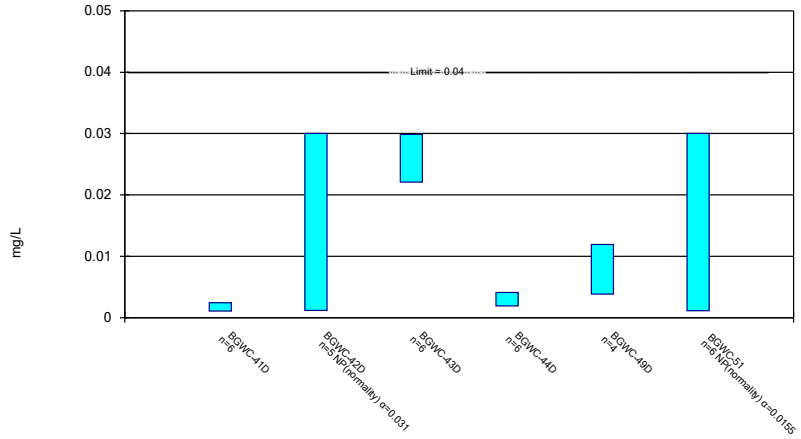

Constituent: Lithium Analysis Run 4/18/2023 12:36 PM View: Appendix IV
Plant Bowen Client: Southern Company Data: Bowen AP-1

Sanitas™ v.9.6.37 Groundwater Stats Consulting. UG

Parametric and Non-Parametric (NP) Confidence Interval

Compliance Limit is not exceeded. Per-well alpha = 0.01. Normality Test: Shapiro Wilk, alpha based on n.

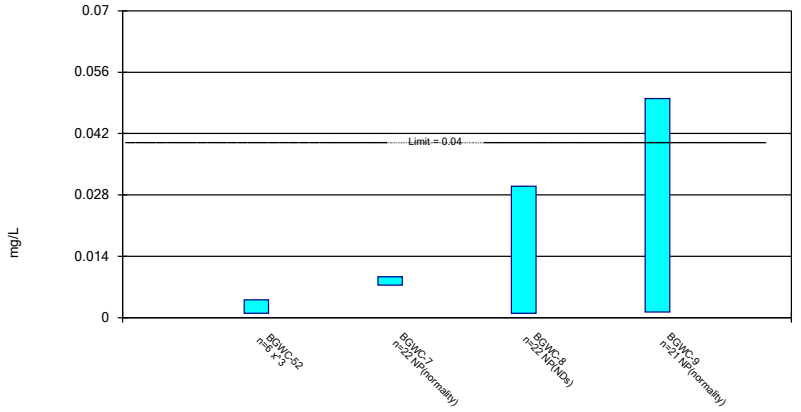

Constituent: Lithium Analysis Run 4/18/2023 12:36 PM View: Appendix IV
Plant Bowen Client: Southern Company Data: Bowen AP-1

Sanitas™ v.9.6.37 Groundwater Stats Consulting. UG

Parametric and Non-Parametric (NP) Confidence Interval

Compliance Limit is not exceeded. Per-well alpha = 0.01. Normality Test: Shapiro Wilk, alpha based on n.

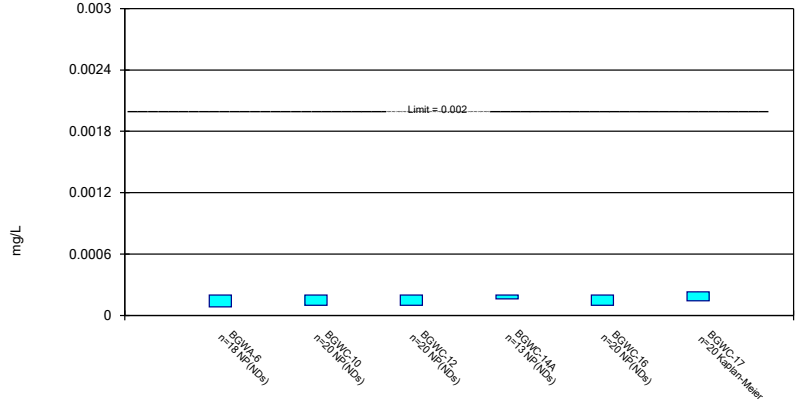

Constituent: Mercury Analysis Run 4/18/2023 12:36 PM View: Appendix IV
Plant Bowen Client: Southern Company Data: Bowen AP-1

Sanitas™ v.9.6.37 Groundwater Stats Consulting. UG

Parametric and Non-Parametric (NP) Confidence Interval

Compliance Limit is not exceeded. Per-well alpha = 0.01. Normality Test: Shapiro Wilk, alpha based on n.

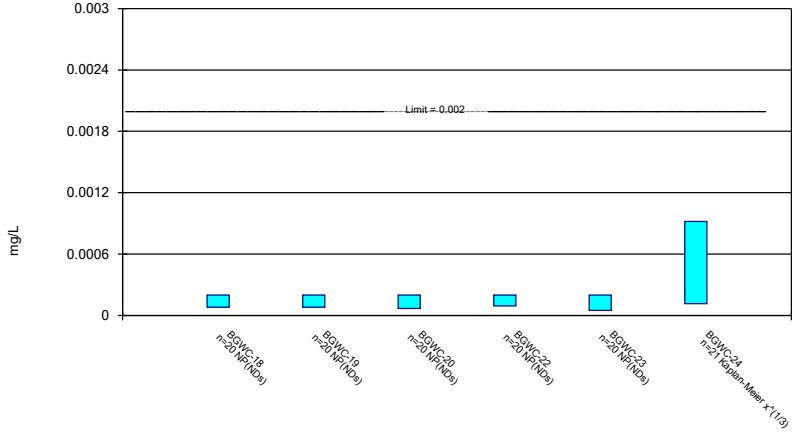

Constituent: Mercury Analysis Run 4/18/2023 12:36 PM View: Appendix IV
Plant Bowen Client: Southern Company Data: Bowen AP-1

Non-Parametric Confidence Interval

Compliance Limit is not exceeded. Per-well alpha = 0.01 except as noted.

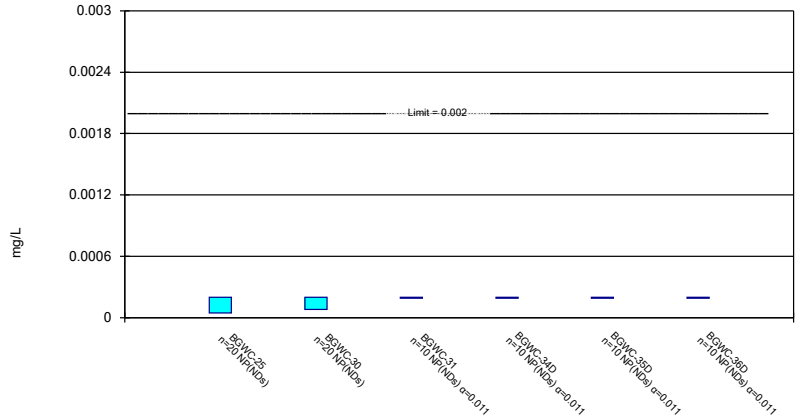

Constituent: Mercury Analysis Run 4/18/2023 12:36 PM View: Appendix IV

Plant Bowen Client: Southern Company Data: Bowen AP-1

Sanitas™ v.9.6.37 Groundwater Stats Consulting. UG

Non-Parametric Confidence Interval

Compliance Limit is not exceeded. Per-well alpha = 0.01 except as noted.

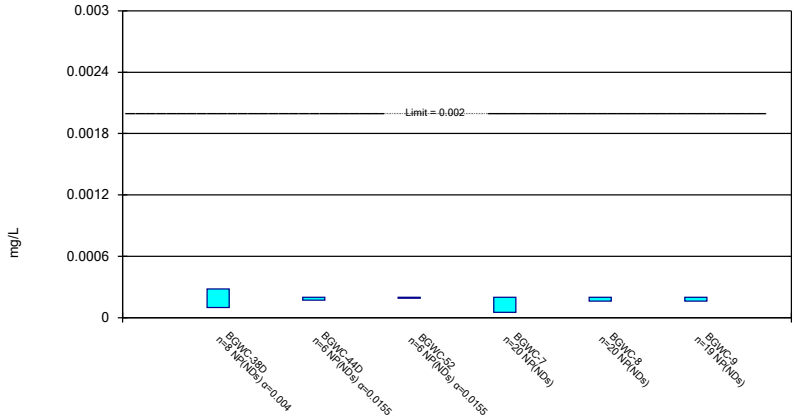

Constituent: Mercury Analysis Run 4/18/2023 12:36 PM View: Appendix IV

Plant Bowen Client: Southern Company Data: Bowen AP-1

Sanitas™ v.9.6.37 Groundwater Stats Consulting. UG

Parametric and Non-Parametric (NP) Confidence Interval

Compliance Limit is not exceeded. Per-well alpha = 0.01. Normality Test: Shapiro Wilk, alpha based on n.

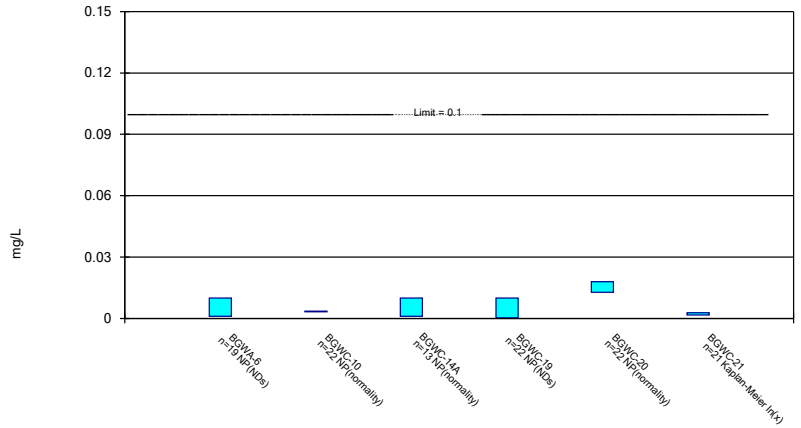

Constituent: Molybdenum Analysis Run 4/18/2023 12:36 PM View: Appendix IV

Plant Bowen Client: Southern Company Data: Bowen AP-1

Sanitas™ v.9.6.37 Groundwater Stats Consulting. UG

Parametric and Non-Parametric (NP) Confidence Interval

Compliance Limit is not exceeded. Per-well alpha = 0.01 except as noted. Normality Test: Shapiro Wilk, alpha based on n.

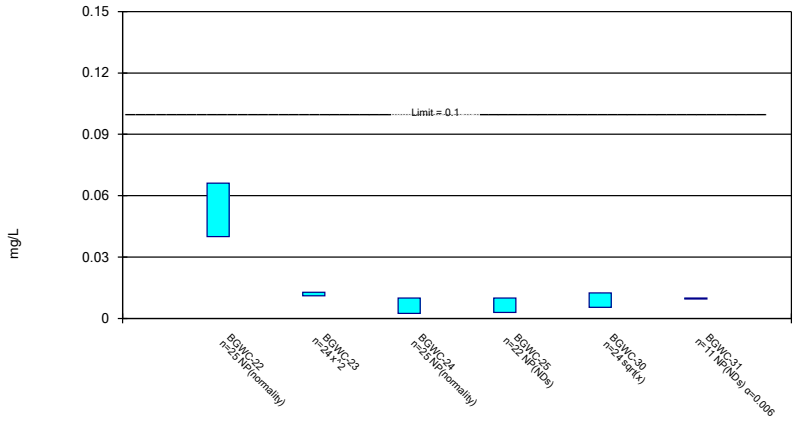

Constituent: Molybdenum Analysis Run 4/18/2023 12:36 PM View: Appendix IV

Plant Bowen Client: Southern Company Data: Bowen AP-1

Parametric and Non-Parametric (NP) Confidence Interval

Compliance Limit is not exceeded. Per-well alpha = 0.01 except as noted. Normality Test: Shapiro Wilk, alpha based on n.

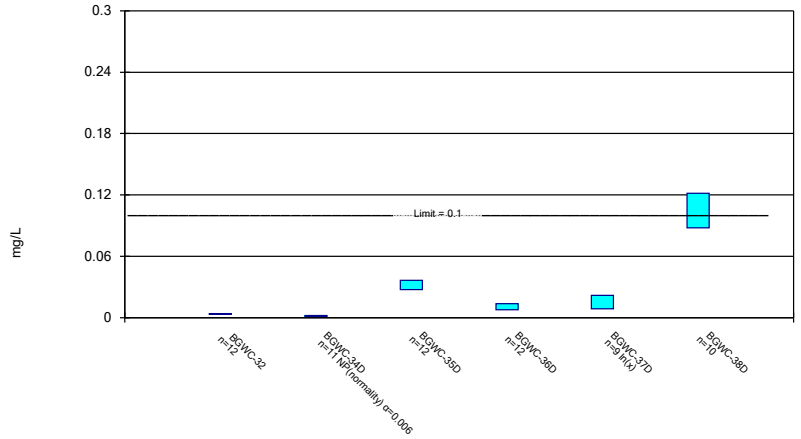

Constituent: Molybdenum Analysis Run 4/18/2023 12:36 PM View: Appendix IV

Plant Bowen Client: Southern Company Data: Bowen AP-1

Sanitas™ v.9.6.37 Groundwater Stats Consulting. UG

Parametric and Non-Parametric (NP) Confidence Interval

Compliance limit is exceeded.* Per-well alpha = 0.01 except as noted. Normality Test: Shapiro Wilk, alpha based on n.

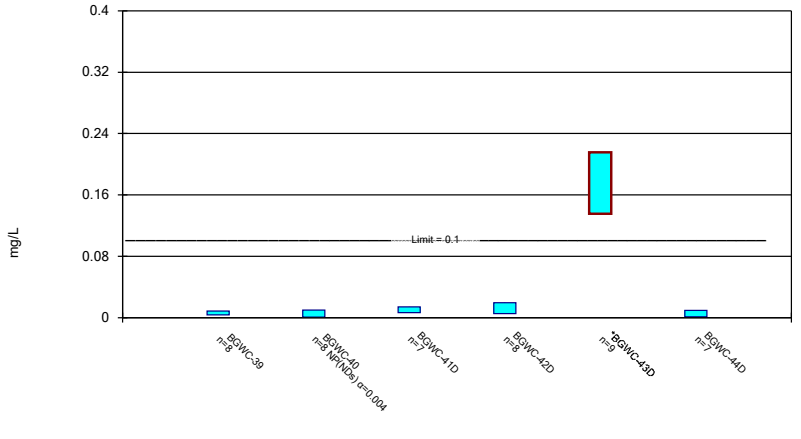

Constituent: Molybdenum Analysis Run 4/18/2023 12:36 PM View: Appendix IV

Plant Bowen Client: Southern Company Data: Bowen AP-1

Sanitas™ v.9.6.37 Groundwater Stats Consulting. UG

Parametric and Non-Parametric (NP) Confidence Interval

Compliance Limit is not exceeded. Per-well alpha = 0.01 except as noted. Normality Test: Shapiro Wilk, alpha based on n.

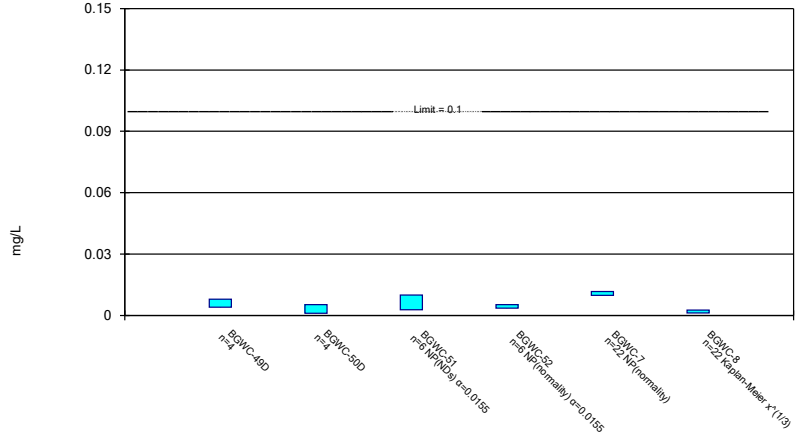

Constituent: Molybdenum Analysis Run 4/18/2023 12:36 PM View: Appendix IV

Plant Bowen Client: Southern Company Data: Bowen AP-1

Sanitas™ v.9.6.37 Groundwater Stats Consulting. UG

Parametric Confidence Interval

Compliance Limit is not exceeded. Per-well alpha = 0.01. Normality Test: Shapiro Wilk, alpha based on n.

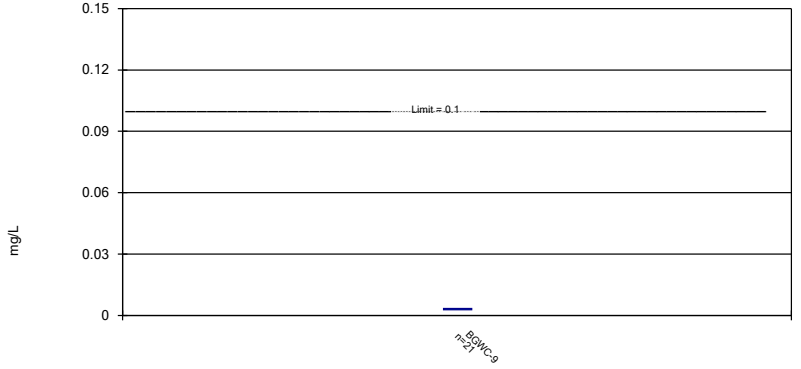

Constituent: Molybdenum Analysis Run 4/18/2023 12:36 PM View: Appendix IV

Plant Bowen Client: Southern Company Data: Bowen AP-1

Non-Parametric Confidence Interval

Compliance Limit is not exceeded. Per-well alpha = 0.01.

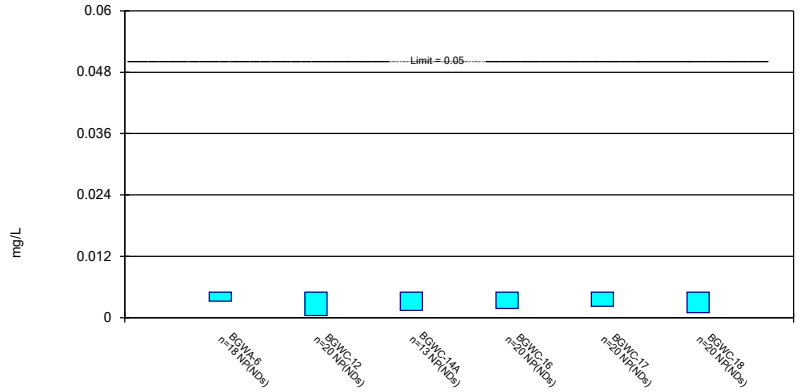

Constituent: Selenium Analysis Run 4/18/2023 12:36 PM View: Appendix IV
Plant Bowen Client: Southern Company Data: Bowen AP-1

Parametric and Non-Parametric (NP) Confidence Interval

Compliance Limit is not exceeded. Per-well alpha = 0.01. Normality Test: Shapiro Wilk, alpha based on n.

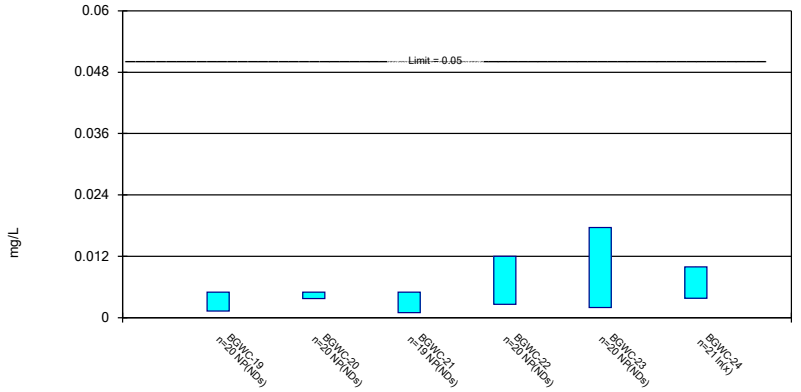

Constituent: Selenium Analysis Run 4/18/2023 12:37 PM View: Appendix IV
Plant Bowen Client: Southern Company Data: Bowen AP-1

Parametric and Non-Parametric (NP) Confidence Interval

Compliance Limit is not exceeded. Per-well alpha = 0.01 except as noted. Normality Test: Shapiro Wilk, alpha based on n.

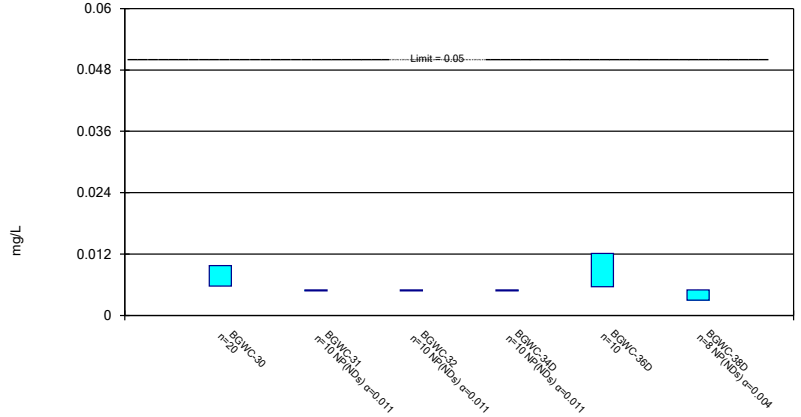

Constituent: Selenium Analysis Run 4/18/2023 12:37 PM View: Appendix IV
Plant Bowen Client: Southern Company Data: Bowen AP-1

Parametric and Non-Parametric (NP) Confidence Interval

Compliance Limit is not exceeded. Per-well alpha = 0.01 except as noted. Normality Test: Shapiro Wilk, alpha based on n.

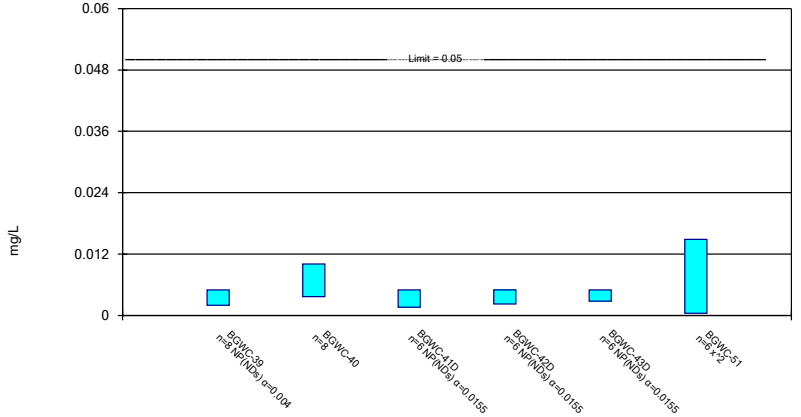

Constituent: Selenium Analysis Run 4/18/2023 12:37 PM View: Appendix IV
Plant Bowen Client: Southern Company Data: Bowen AP-1

Non-Parametric Confidence Interval

Compliance Limit is not exceeded. Per-well alpha = 0.01 except as noted.

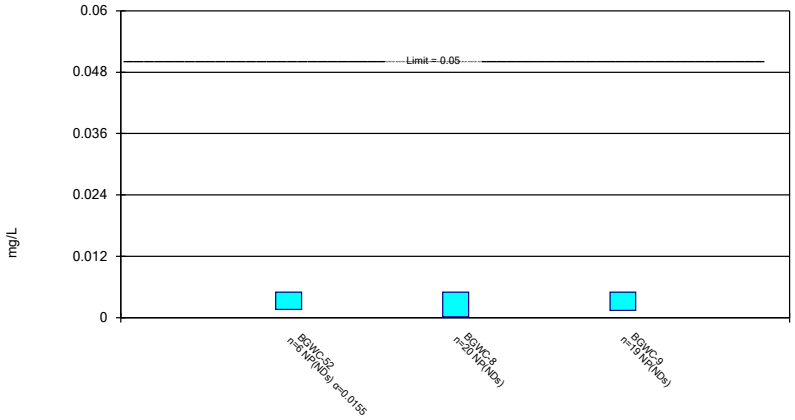

Constituent: Selenium Analysis Run 4/18/2023 12:37 PM View: Appendix IV
Plant Bowen Client: Southern Company Data: Bowen AP-1

Parametric and Non-Parametric (NP) Confidence Interval

Compliance Limit is not exceeded. Per-well alpha = 0.01. Normality Test: Shapiro Wilk, alpha based on n.

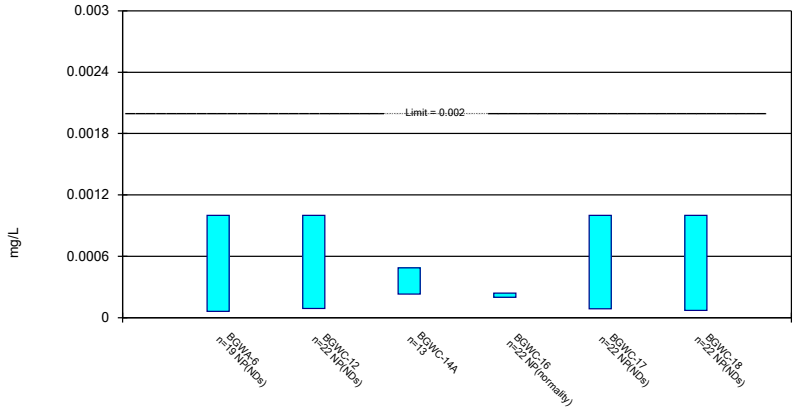

Constituent: Thallium Analysis Run 4/18/2023 12:37 PM View: Appendix IV
Plant Bowen Client: Southern Company Data: Bowen AP-1

Parametric and Non-Parametric (NP) Confidence Interval

Compliance Limit is not exceeded. Per-well alpha = 0.01. Normality Test: Shapiro Wilk, alpha based on n.

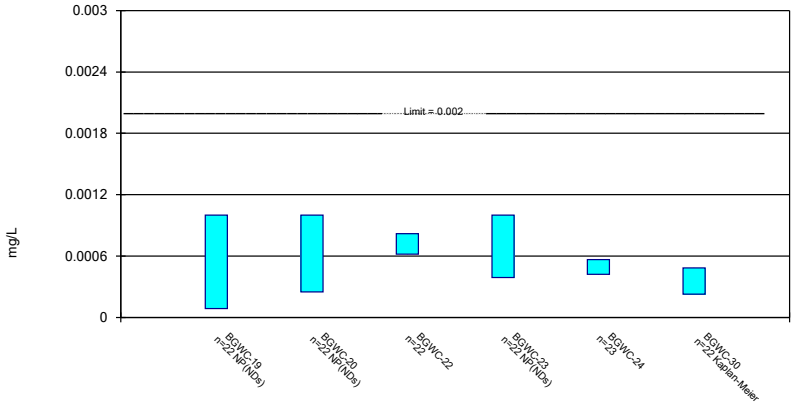

Constituent: Thallium Analysis Run 4/18/2023 12:37 PM View: Appendix IV
Plant Bowen Client: Southern Company Data: Bowen AP-1

Parametric and Non-Parametric (NP) Confidence Interval

Compliance Limit is not exceeded. Per-well alpha = 0.01 except as noted. Normality Test: Shapiro Wilk, alpha based on n.

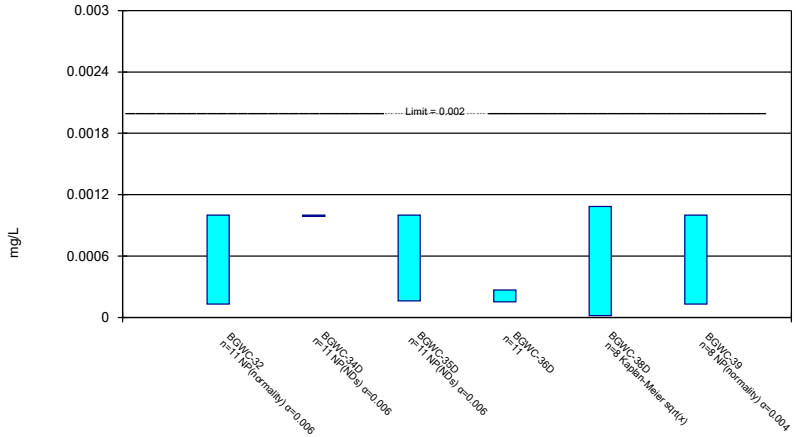

Constituent: Thallium Analysis Run 4/18/2023 12:37 PM View: Appendix IV
Plant Bowen Client: Southern Company Data: Bowen AP-1

Parametric and Non-Parametric (NP) Confidence Interval

Compliance Limit is not exceeded. Per-well alpha = 0.01 except as noted. Normality Test: Shapiro Wilk, alpha based on n.

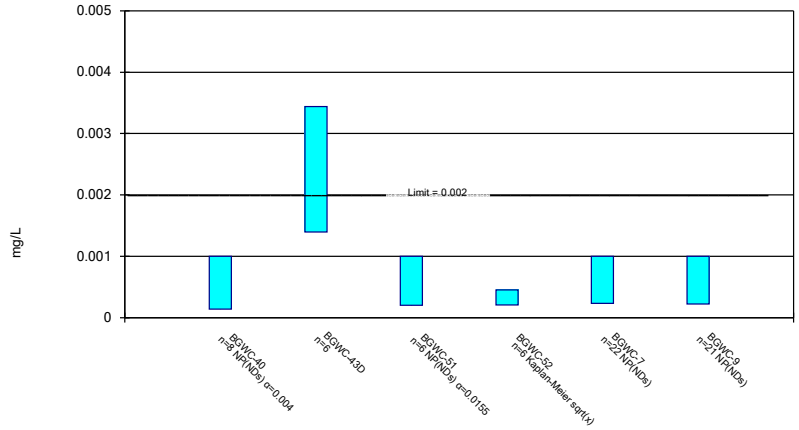

Constituent: Thallium Analysis Run 4/18/2023 12:37 PM View: Appendix IV

Plant Bowen Client: Southern Company Data: Bowen AP-1

Confidence Interval

Constituent: Antimony (mg/L) Analysis Run 4/18/2023 12:41 PM View: Appendix IV

Plant Bowen Client: Southern Company Data: Bowen AP-1

	BGWC-10	BGWC-14A	BGWC-16	BGWC-17	BGWC-19	BGWC-20
6/7/2016	0.0022 (J)		<0.003	<0.003		
6/8/2016					<0.003	<0.003
8/11/2016			0.0004 (J)	0.0002 (J)		
8/12/2016					<0.003	<0.003
8/16/2016	<0.003					
10/7/2016	<0.003		<0.003	<0.003	<0.003	
10/10/2016						<0.003
12/6/2016	<0.003		<0.003	<0.003		
12/7/2016					<0.003	<0.003
2/16/2017	<0.003		<0.003	<0.003	<0.003	
2/17/2017						<0.003
4/18/2017	<0.003		<0.003			
4/19/2017				<0.003	<0.003	<0.003
5/30/2017			<0.003	<0.003		
6/1/2017					<0.003	<0.003
6/2/2017	<0.003					
7/12/2017	<0.003					
7/14/2017			<0.003	<0.003	<0.003	
7/18/2017						<0.003
3/27/2018	<0.003		<0.003	<0.003	<0.003	
3/28/2018						<0.003
2/25/2019			<0.003			
2/27/2019				<0.003		<0.003
2/28/2019	<0.003					
3/1/2019					<0.003	
2/20/2020	<0.003		<0.003			
2/24/2020				<0.003	<0.003	<0.003
3/19/2020			<0.003	<0.003		
3/20/2020					<0.003	
3/23/2020	<0.003					0.0014 (J)
5/22/2020		<0.003				
6/23/2020		<0.003				
7/28/2020		<0.003				
9/2/2020		<0.003				
9/24/2020	<0.003		<0.003	<0.003		
9/28/2020					0.0005 (J)	0.0005 (J)
10/1/2020		0.0003 (J)				
11/10/2020		0.00061 (J)				
12/15/2020		<0.003				
1/20/2021		<0.003				
2/18/2021	<0.003	<0.003	<0.003	<0.003	<0.003	<0.003
3/24/2021		<0.003	<0.003	<0.003		
3/26/2021					<0.003	
3/29/2021						<0.003
3/30/2021	<0.003					
8/18/2021	<0.003	<0.003	<0.003			
8/19/2021				<0.003		
8/20/2021					<0.003	<0.003
2/9/2022		<0.003				
2/11/2022	0.0021 (J)		<0.003	<0.003		
2/16/2022					<0.003	<0.003
7/26/2022		<0.003				

ND substitution: RL or RL/2 if <15% NDs.

Confidence Interval

Constituent: Antimony (mg/L) Analysis Run 4/18/2023 12:41 PM View: Appendix IV

Plant Bowen Client: Southern Company Data: Bowen AP-1

	BGWC-10	BGWC-14A	BGWC-16	BGWC-17	BGWC-19	BGWC-20
7/27/2022			<0.003	<0.003	<0.003	<0.003
7/28/2022	0.0015 (J)					
Mean	0.002822	0.002608	0.002856	0.002844	0.002861	0.002772
Std. Dev.	0.0004292	0.0009578	0.0006128	0.00066	0.0005893	0.0006807
Upper Lim.	0.003	0.003	0.003	0.003	0.003	0.003
Lower Lim.	0.0022	0.00061	0.0004	0.0002	0.0005	0.0014

ND substitution: RL or RL/2 if <15% NDs.

Confidence Interval

Constituent: Antimony (mg/L) Analysis Run 4/18/2023 12:41 PM View: Appendix IV

Plant Bowen Client: Southern Company Data: Bowen AP-1

	BGWC-21	BGWC-22	BGWC-23	BGWC-24	BGWC-25	BGWC-31
6/8/2016	<0.003	<0.003			<0.003	
6/9/2016			<0.03	<0.03		
8/15/2016					0.0013 (J)	
8/18/2016	<0.003	0.0023 (J)	0.0009 (J)	<0.03		
10/10/2016	<0.003	0.0021 (J)	<0.03	<0.03	<0.003	
12/7/2016			<0.03	<0.03		
12/8/2016	<0.003	<0.003			<0.003	
2/17/2017	<0.003	<0.003				
2/20/2017			<0.03	<0.03	<0.003	
4/19/2017	<0.003		<0.03	<0.03		
4/20/2017		<0.003			<0.003	
6/1/2017	<0.003				<0.003	
6/5/2017		<0.003	<0.03	<0.03		
7/17/2017			<0.03	<0.03	<0.003	
7/18/2017	<0.003					
7/19/2017		<0.003				
3/28/2018	<0.003				<0.003	
3/29/2018		<0.003	<0.03	<0.03		
3/1/2019		<0.003	<0.03	<0.03	<0.003	
2/25/2020		<0.003	<0.03			
2/26/2020	<0.003			<0.03	<0.003	<0.003
3/20/2020	<0.003	<0.003				
3/23/2020			0.00053 (J)			<0.003
3/24/2020					<0.003	
3/25/2020				<0.03		
9/24/2020	<0.003	<0.003	<0.03			
9/25/2020				0.00048 (J)		
9/28/2020					<0.003	0.00038 (J)
2/19/2021	<0.003	0.00028 (J)	0.00031 (J)	0.00036 (J)		
2/22/2021						<0.003
2/23/2021					<0.003	
3/26/2021			<0.03	<0.03	<0.003	
3/29/2021	<0.003	<0.003				<0.003
8/19/2021					<0.003	
8/20/2021	0.0014 (J)					<0.003
8/23/2021		<0.003	0.0029 (J)	0.0028 (J)		
2/14/2022			0.0014 (J)			
2/15/2022		<0.003		0.0048		
2/16/2022	0.0017 (J)				<0.003	<0.003
7/27/2022					<0.003	
7/28/2022	<0.003					<0.003
8/1/2022			0.0022 (J)			
8/2/2022		<0.003		0.015 (o)		
10/21/2022				0.0032 (R)		
Mean	0.002829	0.00276	0.02046	0.02231	0.002906	0.002673
Std. Dev.	0.0004845	0.0006713	0.0139	0.01279	0.0004007	0.0009263
Upper Lim.	0.003	0.003	0.03	0.03	0.003	0.003
Lower Lim.	0.0017	0.0023	0.0014	0.0032	0.0013	0.00038

ND substitution: RL or RL/2 if <15% NDs.

Confidence Interval

Constituent: Antimony (mg/L) Analysis Run 4/18/2023 12:41 PM View: Appendix IV

Plant Bowen Client: Southern Company Data: Bowen AP-1

	BGWC-32	BGWC-34D	BGWC-35D	BGWC-36D	BGWC-37D	BGWC-38D
2/25/2020			<0.003		<0.003	
2/26/2020				<0.003		
2/27/2020	<0.003	<0.003				0.0003 (J)
3/23/2020				<0.003		
3/24/2020	<0.003	<0.003			<0.003	<0.003
3/25/2020			<0.003			
9/2/2020						0.0016 (J)
9/25/2020	0.00039 (J)		0.00064 (J)		0.0022 (J)	
9/28/2020		0.00049 (J)		<0.003		
2/19/2021		<0.003				
2/22/2021			0.00066 (J)		0.00041 (J)	
2/23/2021	0.00036 (J)					
3/8/2021				0.00096 (J)		
3/9/2021						0.00062 (J)
3/25/2021				<0.003		
3/26/2021			<0.003		<0.003	
3/29/2021						<0.003
3/30/2021	<0.003	0.00079 (J)				
8/19/2021						0.01
8/20/2021			<0.003		<0.003	
8/23/2021				<0.003		
8/24/2021		<0.003				
8/25/2021	<0.003					
2/14/2022				<0.003		0.0067
2/16/2022	<0.003	<0.003				
2/17/2022			<0.003		<0.003	
7/28/2022		<0.003	<0.003		<0.003	
7/29/2022	<0.003			<0.003		
8/2/2022						0.0015 (J)
Mean	0.002344	0.00241	0.002413	0.002745	0.002576	0.00334
Std. Dev.	0.001215	0.001095	0.001088	0.0007212	0.000919	0.003358
Upper Lim.	0.003	0.003	0.003	0.003	0.003	0.005625
Lower Lim.	0.00036	0.00049	0.00064	0.00096	0.00041	0.0002504

ND substitution: RL or RL/2 if <15% NDs.

Confidence Interval

Constituent: Antimony (mg/L) Analysis Run 4/18/2023 12:41 PM View: Appendix IV

Plant Bowen Client: Southern Company Data: Bowen AP-1

	BGWC-40	BGWC-41D	BGWC-42D	BGWC-43D	BGWC-44D	BGWC-49D
2/28/2020	<0.003					
3/25/2020	<0.003					
9/2/2020		0.0014 (J)				
9/3/2020			0.00072 (J)	0.00091 (J)	0.0021 (J)	
9/29/2020	<0.003					
2/18/2021					0.009	
2/22/2021	<0.003	<0.003	0.0019 (J)			
3/8/2021				0.00058 (J)		
3/29/2021				<0.003		
3/30/2021	0.0005 (J)					
3/31/2021		<0.003			0.0026 (J)	
4/1/2021			0.0019 (J)			
4/19/2021						0.00039 (J)
8/18/2021					0.0015 (J)	
8/20/2021			0.00083 (J)			
8/23/2021				<0.003		
8/24/2021	<0.003	0.0014 (J)				<0.003
2/9/2022					<0.003	
2/15/2022		<0.003		<0.003		
2/16/2022	<0.003					
2/17/2022			<0.003			<0.003
7/26/2022					0.0011 (J)	
7/28/2022	<0.003		<0.003			
7/29/2022		<0.003				
8/1/2022				<0.003		<0.003
Mean	0.002688	0.002467	0.001892	0.002248	0.003217	0.002348
Std. Dev.	0.0008839	0.0008262	0.0009957	0.001169	0.002917	0.001305
Upper Lim.	0.003	0.003	0.001729	0.003	0.00628	0.003
Lower Lim.	0.0005	0.0014	0.0003839	0.00058	0.0005142	0.00039

ND substitution: RL or RL/2 if <15% NDs.

Confidence Interval

Constituent: Antimony (mg/L) Analysis Run 4/18/2023 12:41 PM View: Appendix IV

Plant Bowen Client: Southern Company Data: Bowen AP-1

	BGWC-50D	BGWC-51	BGWC-52	BGWC-7	BGWC-8	BGWC-9
6/6/2016						<0.003
6/7/2016					<0.003	
6/8/2016				<0.003		
8/10/2016					0.0004 (J)	
8/11/2016				0.0005 (J)		0.0003 (J)
10/4/2016					<0.003	
10/5/2016						<0.003
10/6/2016				0.0015 (J)		
12/2/2016					<0.003	
12/5/2016						<0.003
12/6/2016				<0.003		
2/14/2017					<0.003	
2/15/2017				<0.003		<0.003
4/14/2017					<0.003	
4/17/2017						<0.003
4/18/2017				0.0003 (J)		
5/26/2017					<0.003	<0.003
6/2/2017				<0.003		
7/10/2017					<0.003	
7/11/2017						<0.003
7/14/2017				<0.003		
3/26/2018					<0.003	
3/27/2018				<0.003		<0.003
2/25/2019					<0.003	
2/28/2019				<0.003		
2/19/2020					<0.003	
2/20/2020						<0.003
2/21/2020				0.0016 (J)		
3/18/2020					<0.003	
3/19/2020				<0.003		<0.003
9/23/2020					<0.003	
9/24/2020						<0.003
9/25/2020				<0.003		
1/28/2021		<0.003	0.0019 (J)			
2/16/2021					0.00046 (J)	
2/17/2021						0.00075 (J)
2/18/2021				<0.003		
2/23/2021		<0.003	0.00053 (J)			
3/24/2021					0.00059 (J)	0.00038 (J)
3/30/2021		0.0019 (J)	0.00085 (J)	<0.003		
4/19/2021	0.0019 (J)					
8/18/2021	<0.003				<0.003	0.0014 (J)
8/19/2021				<0.003		
8/23/2021		<0.003	<0.003			
2/9/2022	<0.003					
2/10/2022					<0.003	<0.003
2/11/2022				<0.003		
2/14/2022		<0.003	<0.003			
7/26/2022	<0.003				<0.003	<0.003
7/28/2022			<0.003	<0.003		
8/1/2022		<0.003				
Mean	0.002725	0.002817	0.002047	0.00255	0.002581	0.002461

ND substitution: RL or RL/2 if <15% NDs.

Confidence Interval

Constituent: Antimony (mg/L) Analysis Run 4/18/2023 12:41 PM View: Appendix IV

Plant Bowen Client: Southern Company Data: Bowen AP-1

	BGWC-50D	BGWC-51	BGWC-52	BGWC-7	BGWC-8	BGWC-9
Std. Dev.	0.00055	0.0004491	0.001138	0.0009109	0.0009657	0.001026
Upper Lim.	0.003	0.003	0.003	0.003	0.003	0.003
Lower Lim.	0.0019	0.0019	0.00053	0.0016	0.00059	0.0014

Confidence Interval

Constituent: Arsenic (mg/L) Analysis Run 4/18/2023 12:41 PM View: Appendix IV

Plant Bowen Client: Southern Company Data: Bowen AP-1

	BGWA-6	BGWC-10	BGWC-12	BGWC-14A	BGWC-16	BGWC-17
6/6/2016	<0.005					
6/7/2016		0.0039	<0.005		<0.005	<0.005
8/10/2016	<0.005					
8/11/2016					<0.005	<0.005
8/12/2016			0.0009 (J)			
8/16/2016		0.0091				
10/4/2016	<0.005					
10/6/2016			<0.005			
10/7/2016		0.0074			<0.005	<0.005
12/1/2016	<0.005					
12/5/2016			<0.005			
12/6/2016		0.0044 (J)			<0.005	<0.005
2/14/2017	<0.005					
2/15/2017			<0.005			
2/16/2017		0.0081			<0.005	<0.005
4/13/2017	0.0007 (J)					
4/18/2017		0.0084	0.0009 (J)		0.0007 (J)	
4/19/2017						0.0012 (J)
5/25/2017	0.0013 (J)					
5/30/2017					0.0008 (J)	0.0006 (J)
6/2/2017		0.008	0.0015 (J)			
7/7/2017	<0.005					
7/12/2017		0.0063				
7/13/2017			0.0006 (J)			
7/14/2017					0.0008 (J)	<0.005
3/27/2018		0.0064			0.0014 (J)	0.00076 (J)
3/28/2018			0.0015 (J)			
6/12/2018					0.00073 (J)	
6/14/2018		0.0075	0.00096 (J)			<0.005
10/16/2018	0.00095 (J)					
10/17/2018			<0.005			<0.005
10/18/2018		0.0056			<0.005	
2/25/2019					<0.005	
2/27/2019						0.001 (J)
2/28/2019		0.0058	<0.005			
4/1/2019			0.00028 (J)			
4/2/2019	0.00032 (J)	0.0057			0.0003 (J)	0.00024 (J)
9/23/2019	0.0012 (J)					
9/25/2019		0.0058	0.00085 (J)			
9/26/2019					0.00074 (J)	0.0008 (J)
2/18/2020	0.0019 (J)					
2/20/2020		0.0067			0.00042 (J)	
2/24/2020			0.00039 (J)			<0.005
3/19/2020	<0.005		0.00036 (J)		<0.005	<0.005
3/23/2020		0.0049 (J)				
5/22/2020				0.001 (J)		
6/23/2020				<0.005		
7/28/2020				0.0011 (J)		
9/2/2020				<0.005		
9/23/2020	<0.005					
9/24/2020		0.006			<0.005	<0.005
9/25/2020			<0.005			

ND substitution: RL or RL/2 if <15% NDs.

Confidence Interval

Constituent: Arsenic (mg/L) Analysis Run 4/18/2023 12:41 PM View: Appendix IV

Plant Bowen Client: Southern Company Data: Bowen AP-1

	BGWA-6	BGWC-10	BGWC-12	BGWC-14A	BGWC-16	BGWC-17
10/1/2020				<0.005		
11/10/2020				<0.005		
12/15/2020				<0.005		
1/20/2021				<0.005		
2/18/2021	0.0011 (J)	0.0054		<0.005	<0.005	<0.005
2/19/2021			0.0011 (J)			
3/24/2021			0.002 (J)	0.002 (J)	0.0013 (J)	0.0017 (J)
3/30/2021		0.0053				
3/31/2021	<0.005					
8/16/2021	<0.005					
8/18/2021		0.0083	0.0039 (J)	0.0034 (J)	<0.005	
8/19/2021						0.0014 (J)
2/9/2022	<0.005			<0.005		
2/11/2022		0.0094	<0.005		<0.005	<0.005
7/26/2022	<0.005			<0.005		
7/27/2022			0.0028 (J)		<0.005	<0.005
7/28/2022		0.005				
Mean	0.003551	0.006518	0.002638	0.004038	0.003281	0.003532
Std. Dev.	0.00197	0.001544	0.001996	0.001601	0.002126	0.002006
Upper Lim.	0.005	0.007347	0.005	0.005	0.005	0.005
Lower Lim.	0.0011	0.00569	0.00085	0.0011	0.00074	0.0012

ND substitution: RL or RL/2 if <15% NDs.

Confidence Interval

Constituent: Arsenic (mg/L) Analysis Run 4/18/2023 12:41 PM View: Appendix IV

Plant Bowen Client: Southern Company Data: Bowen AP-1

	BGWC-18	BGWC-19	BGWC-20	BGWC-21	BGWC-22	BGWC-23
6/8/2016	<0.005	0.00046 (J)	0.0011 (J)	0.0015	0.0012 (J)	
6/9/2016						0.0012 (J)
8/12/2016	<0.005	0.0008 (J)	0.0017 (J)			
8/18/2016				<0.005	0.0022 (J)	0.003 (J)
10/7/2016	<0.005	<0.005				
10/10/2016			<0.005	<0.005	0.002 (J)	0.0021 (J)
12/6/2016	<0.005					
12/7/2016		<0.005	<0.005			0.0023 (J)
12/8/2016				<0.005	<0.05	
2/16/2017	<0.005	<0.005				
2/17/2017			<0.005	<0.005	0.0023 (J)	
2/20/2017						0.0025 (J)
4/19/2017	0.0013 (J)	0.0015 (J)	0.002 (J)	0.002 (J)		0.0032 (J)
4/20/2017					0.0028 (J)	
6/1/2017	0.0005 (J)	0.0008 (J)	0.0017 (J)	0.0011 (J)		
6/5/2017					0.0035 (J)	0.0043 (J)
7/14/2017	<0.005	0.0006 (J)				
7/17/2017						0.0017 (J)
7/18/2017			0.0018 (J)	0.0015 (J)		
7/19/2017					0.0028 (J)	
3/27/2018	0.00066 (J)	0.00082 (J)				
3/28/2018			0.0018 (J)	0.0012 (J)		
3/29/2018					0.0037 (J)	0.0028 (J)
6/13/2018			0.0015 (J)			0.0019 (J)
6/14/2018	<0.005			0.00087 (J)	0.0027 (J)	
6/15/2018		0.00074 (J)				
10/18/2018	<0.005					
10/19/2018		<0.005		0.00059 (J)		
10/22/2018			<0.005		0.0016 (J)	0.0015 (J)
2/27/2019	0.00083 (J)		0.0014 (J)			
3/1/2019		<0.005			0.0011 (J)	0.0023 (J)
4/2/2019	0.00015 (J)					
4/3/2019		0.00017 (J)	0.00027 (J)	0.00038 (J)	0.0021 (J)	0.00093 (J)
9/26/2019	0.00046 (J)	0.00067 (J)	0.00087 (J)			
9/27/2019					0.0013 (J)	0.00096 (J)
9/30/2019				<0.005		
2/24/2020	<0.005	<0.005	0.00057 (J)			
2/25/2020					0.0014 (J)	0.0012 (J)
2/26/2020				0.00047 (J)		
3/20/2020	<0.005	<0.005		<0.005	0.0015 (J)	
3/23/2020			<0.005			0.0027 (J)
9/24/2020	<0.005			<0.005	0.0019 (J)	0.001 (J)
9/28/2020		<0.005	<0.005			
2/18/2021	<0.005	<0.005	0.0016 (J)			
2/19/2021				0.00079 (J)	0.0039 (J)	0.0049 (J)
3/24/2021	0.0014 (J)					
3/26/2021		<0.005				<0.05
3/29/2021			<0.005	<0.005	<0.05	
8/19/2021	0.002 (J)					
8/20/2021		<0.005	<0.005	<0.005		
8/23/2021					0.0036 (J)	0.0043 (J)
2/14/2022						0.0065

ND substitution: RL or RL/2 if <15% NDs.

Confidence Interval

Constituent: Arsenic (mg/L) Analysis Run 4/18/2023 12:41 PM View: Appendix IV

Plant Bowen Client: Southern Company Data: Bowen AP-1

	BGWC-18	BGWC-19	BGWC-20	BGWC-21	BGWC-22	BGWC-23
2/15/2022					0.007	
2/16/2022	<0.005	0.0022 (J)	0.0031 (J)	0.002 (J)		
7/27/2022	<0.005	<0.005	<0.005			
7/28/2022				<0.005		
8/1/2022						0.0085
8/2/2022					0.0033 (J)	
Mean	0.003514	0.003125	0.002928	0.002971	0.004632	0.003854
Std. Dev.	0.002043	0.002135	0.001844	0.002023	0.00672	0.005088
Upper Lim.	0.005	0.005	0.005	0.005	0.0036	0.004004
Lower Lim.	0.0013	0.00074	0.0015	0.00087	0.0016	0.001712

ND substitution: RL or RL/2 if <15% NDs.

Confidence Interval

Constituent: Arsenic (mg/L) Analysis Run 4/18/2023 12:41 PM View: Appendix IV

Plant Bowen Client: Southern Company Data: Bowen AP-1

	BGWC-24	BGWC-25	BGWC-30	BGWC-31	BGWC-32	BGWC-34D
6/8/2016		0.0037				
6/9/2016	0.0016					
8/15/2016		0.003 (J)				
8/18/2016	0.0054					
10/10/2016	0.0079	0.0026 (J)				
12/7/2016	0.0121					
12/8/2016		<0.005				
1/23/2017			<0.005			
2/7/2017			<0.005			
2/20/2017	0.0063	0.0029 (J)				
3/27/2017			0.0019 (J)			
4/17/2017			0.0017 (J)			
4/19/2017	0.0051					
4/20/2017		0.0024 (J)				
5/22/2017			0.0034 (J)			
6/1/2017		0.0025 (J)				
6/5/2017	0.0072		0.0039 (J)			
7/11/2017			0.0016 (J)			
7/17/2017	0.0031 (J)	0.0021 (J)				
8/23/2017			0.001 (J)			
3/26/2018			0.0015 (J)			
3/28/2018		0.0019 (J)				
3/29/2018	0.0075 (J)					
6/13/2018	0.0045 (J)					
6/14/2018		0.0022 (J)				
6/15/2018			0.00089 (J)			
10/18/2018				0.0034 (J)		
10/19/2018						0.013
10/22/2018	0.0027 (J)	0.0026 (J)	0.00064 (J)		0.00076 (J)	
1/14/2019						0.017
3/1/2019	0.0032 (J)	0.0022 (J)	<0.005			
3/4/2019						0.02
4/2/2019			0.00024 (J)			
4/3/2019	0.0019 (J)					
4/4/2019		0.0016 (J)		0.0036 (J)		0.015
4/5/2019					0.00093 (J)	
9/24/2019				0.0055		0.016
9/26/2019					0.0018 (J)	
9/27/2019			0.00042 (J)			
9/30/2019	0.0027 (J)	0.002 (J)				
2/26/2020	0.0013 (J)	0.0018 (J)	0.00053 (J)	0.0037 (J)		
2/27/2020					0.00081 (J)	0.017
3/23/2020			<0.005	0.0054		
3/24/2020		0.0013 (J)			0.0017 (J)	0.02
3/25/2020	<0.005					
9/25/2020	0.0023 (J)		<0.005		0.00093 (J)	
9/28/2020		0.0028 (J)		0.0044 (J)		0.018
2/19/2021	0.0054					0.015
2/22/2021				0.0049 (J)		
2/23/2021		0.004 (J)			0.0032 (J)	
3/8/2021			<0.005			
3/25/2021			0.0015 (J)			

ND substitution: RL or RL/2 if <15% NDs.

Confidence Interval

Constituent: Arsenic (mg/L) Analysis Run 4/18/2023 12:41 PM View: Appendix IV

Plant Bowen Client: Southern Company Data: Bowen AP-1

	BGWC-24	BGWC-25	BGWC-30	BGWC-31	BGWC-32	BGWC-34D
3/26/2021	<0.005	0.0025 (J)				
3/29/2021				0.0038 (J)		
3/30/2021					<0.005	0.016
8/19/2021		0.0019 (J)	<0.005			
8/20/2021				0.0054		
8/23/2021	0.0032 (J)					
8/24/2021						0.017
8/25/2021					0.0029 (J)	
2/14/2022			<0.005			
2/15/2022	0.0073					
2/16/2022		0.0055		0.007	0.0041 (J)	0.02
7/27/2022		0.0027 (J)				
7/28/2022				0.0051		0.015
7/29/2022					<0.005	
8/1/2022			0.0034 (J)			
8/2/2022	<0.005					
10/21/2022	0.003 (JR)					
Mean	0.0044	0.002577	0.002846	0.004745	0.002466	0.01685
Std. Dev.	0.002652	0.0009045	0.001907	0.00109	0.001663	0.002193
Upper Lim.	0.005413	0.002976	0.005	0.005654	0.002859	0.01848
Lower Lim.	0.002903	0.002088	0.001	0.003837	0.000915	0.01522

ND substitution: RL or RL/2 if <15% NDs.

Confidence Interval

Constituent: Arsenic (mg/L) Analysis Run 4/18/2023 12:41 PM View: Appendix IV

Plant Bowen Client: Southern Company Data: Bowen AP-1

	BGWC-35D	BGWC-36D	BGWC-37D	BGWC-38D	BGWC-40	BGWC-41D
10/17/2018		0.00082 (J)				
10/22/2018	0.0019 (J)					
4/2/2019		0.00039 (J)				
4/4/2019	0.0018 (J)					
9/26/2019	0.0035 (J)					
9/27/2019		0.00064 (J)				
2/25/2020	0.0013 (J)		0.04			
2/26/2020		<0.005				
2/27/2020				0.0021 (J)		
2/28/2020					0.00062 (J)	
3/23/2020		<0.005				
3/24/2020			0.028	0.0054		
3/25/2020	0.00046 (J)				0.00051 (J)	
9/2/2020				0.0012 (J)		0.00092 (J)
9/25/2020	0.0021 (J)		0.033			
9/28/2020		<0.005				
9/29/2020					<0.005	
2/22/2021	0.0034 (J)		0.019		0.0024 (J)	0.0033 (J)
3/8/2021		0.00096 (J)				
3/9/2021				0.0021 (J)		
3/25/2021		0.0021 (J)				
3/26/2021	0.002 (J)		0.013			
3/29/2021				0.0019 (J)		
3/30/2021					<0.005	
3/31/2021						0.0017 (J)
8/19/2021				<0.005		
8/20/2021	0.0021 (J)		0.014			
8/23/2021		0.0018 (J)				
8/24/2021					0.0021 (J)	0.0027 (J)
2/14/2022		<0.005		0.0036 (J)		
2/15/2022						0.0062
2/16/2022					0.0032 (J)	
2/17/2022	0.0065		0.011			
7/28/2022	<0.005		0.013		<0.005	
7/29/2022		<0.005				0.0034 (J)
8/2/2022				0.0025 (J)		
Mean	0.002505	0.002883	0.02138	0.002662	0.002979	0.003037
Std. Dev.	0.001576	0.002083	0.01091	0.001297	0.001892	0.001821
Upper Lim.	0.003649	0.005	0.03294	0.004037	0.002874	0.005539
Lower Lim.	0.001267	0.00064	0.009806	0.001288	0.0006583	0.0005345

ND substitution: RL or RL/2 if <15% NDs.

Confidence Interval

Constituent: Arsenic (mg/L) Analysis Run 4/18/2023 12:41 PM View: Appendix IV

Plant Bowen Client: Southern Company Data: Bowen AP-1

	BGWC-42D	BGWC-43D	BGWC-44D	BGWC-50D	BGWC-51	BGWC-52
9/3/2020	0.0023 (J)	0.00099 (J)	0.0033 (J)			
1/28/2021					0.0012 (J)	0.00099 (J)
2/18/2021			0.0078			
2/22/2021	0.0068					
2/23/2021					0.0048 (J)	0.0028 (J)
3/8/2021		0.0013 (J)				
3/29/2021		0.001 (J)				
3/30/2021					0.0065 (J)	0.001 (J)
3/31/2021			0.0043 (J)			
4/1/2021	0.002 (J)					
4/19/2021				0.0032 (J)		
8/18/2021			0.0019 (J)	0.0018 (J)		
8/20/2021	0.0064					
8/23/2021		0.0022 (J)			0.0033 (J)	0.002 (J)
2/9/2022			0.0062	0.0023 (J)		
2/14/2022					<0.005	<0.005
2/15/2022		0.0048 (J)				
2/17/2022	0.009					
7/26/2022			0.0041 (J)	0.0035 (J)		
7/28/2022	0.0033 (J)					<0.005
8/1/2022		0.0045 (J)			<0.005	
Mean	0.004967	0.002465	0.0046	0.0027	0.0043	0.002798
Std. Dev.	0.002842	0.001752	0.002103	0.0007874	0.001826	0.001835
Upper Lim.	0.00887	0.005018	0.007489	0.004488	0.006208	0.002738
Lower Lim.	0.001063	0.0005427	0.001711	0.0009123	0.001125	0.0006572

ND substitution: RL or RL/2 if <15% NDs.

Confidence Interval

Constituent: Arsenic (mg/L) Analysis Run 4/18/2023 12:41 PM View: Appendix IV

Plant Bowen Client: Southern Company Data: Bowen AP-1

	BGWC-7	BGWC-8	BGWC-9
6/6/2016			0.0022
6/7/2016		0.00018 (J)	
6/8/2016	0.0024		
8/10/2016		<0.005	
8/11/2016	0.0024 (J)		0.0028 (J)
10/4/2016		<0.005	
10/5/2016			0.002 (J)
10/6/2016	<0.005		
12/2/2016		<0.005	
12/5/2016			<0.005
12/6/2016	<0.005		
2/14/2017		<0.005	
2/15/2017	0.003 (J)		0.0033 (J)
4/14/2017		0.0007 (J)	
4/17/2017			0.0028 (J)
4/18/2017	0.0029 (J)		
5/26/2017		0.0008 (J)	0.0035 (J)
6/2/2017	0.0031 (J)		
7/10/2017		0.0011 (J)	
7/11/2017			0.0033 (J)
7/14/2017	0.0017 (J)		
3/26/2018		0.0009 (J)	
3/27/2018	0.0028 (J)		0.0021 (J)
6/12/2018		0.00065 (J)	0.0015 (J)
6/13/2018	0.0023 (J)		
10/16/2018		0.00064 (J)	
10/17/2018			0.0035 (J)
10/18/2018	0.0015 (J)		
2/25/2019		<0.005	
2/28/2019	0.0011 (J)		
4/1/2019		0.00041 (J)	0.0026 (J)
4/2/2019	0.0016 (J)		
9/24/2019	0.0031 (J)	0.00047 (J)	0.0033 (J)
2/19/2020		0.0011 (J)	
2/20/2020			0.0019 (J)
2/21/2020	0.0018 (J)		
3/18/2020		0.00042 (J)	
3/19/2020	0.0018 (J)		0.0014 (J)
9/23/2020		<0.005	
9/24/2020			0.0021 (J)
9/25/2020	0.0025 (J)		
2/16/2021		<0.005	
2/17/2021			0.0019 (J)
2/18/2021	0.0026 (J)		
3/24/2021		0.0012 (J)	0.0025 (J)
3/30/2021	0.0017 (J)		
8/18/2021		0.0014 (J)	0.0025 (J)
8/19/2021	0.0045 (J)		
2/10/2022		<0.005	0.0018 (J)
2/11/2022	0.0022 (J)		
7/26/2022		<0.005	<0.005
7/28/2022	0.0024 (J)		

ND substitution: RL or RL/2 if <15% NDs.

Confidence Interval

Constituent: Arsenic (mg/L) Analysis Run 4/18/2023 12:41 PM View: Appendix IV

Plant Bowen Client: Southern Company Data: Bowen AP-1

	BGWC-7	BGWC-8	BGWC-9
Mean	0.002382	0.002499	0.002476
Std. Dev.	0.0007274	0.002147	0.0006395
Upper Lim.	0.002772	0.005	0.002829
Lower Lim.	0.001991	0.00065	0.002123

Confidence Interval

Constituent: Barium (mg/L) Analysis Run 4/18/2023 12:41 PM View: Appendix IV

Plant Bowen Client: Southern Company Data: Bowen AP-1

	BGWA-6	BGWC-10	BGWC-12	BGWC-14A	BGWC-16	BGWC-17
6/6/2016	0.015					
6/7/2016		0.091	0.027		0.027	0.017
8/10/2016	0.0142					
8/11/2016					0.0292	0.0152
8/12/2016			0.026			
8/16/2016		0.0667				
10/4/2016	0.0137					
10/6/2016			0.0308			
10/7/2016		0.0631			0.0295	0.0225
12/1/2016	0.0144					
12/5/2016			0.0258			
12/6/2016		0.0659			0.0367	0.0171
2/14/2017	0.0114					
2/15/2017			0.029			
2/16/2017		0.0621			0.0315	0.0187
4/13/2017	0.0115					
4/18/2017		0.0545	0.0294		0.0272	
4/19/2017						0.0183
5/25/2017	0.0122					
5/30/2017					0.0316	0.0179
6/2/2017		0.0555	0.0354			
7/7/2017	0.012					
7/12/2017		0.0572				
7/13/2017			0.0329			
7/14/2017					0.029	0.0191
3/27/2018		0.051			0.027	0.015
3/28/2018			0.034			
6/12/2018					0.029	
6/14/2018		0.053	0.032			0.016
10/16/2018	0.011					
10/17/2018			0.033			0.015
10/18/2018		0.053			0.026	
2/25/2019					0.028	
2/27/2019						0.014
2/28/2019		0.053	0.033			
4/1/2019			0.023			
4/2/2019	0.011	0.045			0.025	0.015
9/23/2019	0.012					
9/25/2019		0.047	0.035			
9/26/2019					0.031	0.023
2/18/2020	0.012					
2/20/2020		0.049			0.026	
2/24/2020			0.033			0.014
3/19/2020	0.013		0.034		0.027	0.017
3/23/2020		0.042				
5/22/2020				0.036		
6/23/2020				0.029		
7/28/2020				0.049		
9/2/2020				0.04		
9/23/2020	0.01					
9/24/2020		0.041			0.028	0.022
9/25/2020			0.038			

Confidence Interval

Constituent: Barium (mg/L) Analysis Run 4/18/2023 12:41 PM View: Appendix IV

Plant Bowen Client: Southern Company Data: Bowen AP-1

	BGWA-6	BGWC-10	BGWC-12	BGWC-14A	BGWC-16	BGWC-17
10/1/2020				0.039		
11/10/2020				0.037		
12/15/2020				0.042		
1/20/2021				0.042		
2/18/2021	0.012	0.039		0.036	0.028	0.017
2/19/2021			0.043			
3/24/2021			0.039	0.032	0.028	0.018
3/30/2021		0.041				
3/31/2021	0.052					
8/16/2021	0.044					
8/18/2021		0.036	0.042	0.04	0.027	
8/19/2021						0.015
2/9/2022	0.043			0.022		
2/11/2022		0.044	0.043		0.03	0.015
7/26/2022	0.016			0.038		
7/27/2022			0.045		0.033	0.015
7/28/2022		0.042				
Mean	0.01792	0.05236	0.03379	0.03708	0.02885	0.01713
Std. Dev.	0.01284	0.01238	0.005999	0.006664	0.002676	0.002654
Upper Lim.	0.016	0.05901	0.03701	0.04203	0.03029	0.01844
Lower Lim.	0.0114	0.04572	0.03057	0.03212	0.02741	0.01568

Confidence Interval

Constituent: Barium (mg/L) Analysis Run 4/18/2023 12:41 PM View: Appendix IV

Plant Bowen Client: Southern Company Data: Bowen AP-1

	BGWC-18	BGWC-19	BGWC-20	BGWC-21	BGWC-22	BGWC-23
6/8/2016	0.039	0.036	0.036	0.054	0.092	
6/9/2016						0.11
8/12/2016	0.031	0.0412	0.0283			
8/18/2016				0.0479	0.0953	0.0893
10/7/2016	0.0427	0.0427				
10/10/2016			0.0288	0.0433	0.0954	0.0839
12/6/2016	0.0398					
12/7/2016		0.0338	0.0279			0.0912
12/8/2016				0.0474	0.0991	
2/16/2017	0.0309	0.0407				
2/17/2017			0.0316	0.0483	0.0927	
2/20/2017						0.0813
4/19/2017	0.0325	0.042	0.0367	0.0486		0.087
4/20/2017					0.086	
6/1/2017	0.0331	0.0341	0.0361	0.0468		
6/5/2017					0.0875	0.084
7/14/2017	0.0349	0.0405				
7/17/2017						0.0809
7/18/2017			0.0346	0.0494		
7/19/2017					0.0877	
3/27/2018	0.027	0.029				
3/28/2018			0.03	0.043		
3/29/2018					0.088	0.085
6/13/2018			0.031			0.091
6/14/2018	0.032			0.042	0.093	
6/15/2018		0.032				
10/18/2018	0.033					
10/19/2018		0.037		0.038		
10/22/2018			0.03		0.088	0.087
2/27/2019	0.027		0.032			
3/1/2019		0.028			0.087	0.097
4/2/2019	0.028					
4/3/2019		0.033	0.029	0.033	0.082	0.087
9/26/2019	0.042	0.049	0.032			
9/27/2019					0.095	0.11
9/30/2019				0.036		
2/24/2020	0.028	0.024	0.033			
2/25/2020					0.062	0.12
2/26/2020				0.024		
3/20/2020	0.031	0.034		0.03	0.075	
3/23/2020			0.032			0.11
9/24/2020	0.031			0.031	0.093	0.12
9/28/2020		0.03	0.032			
2/18/2021	0.034	0.026	0.039			
2/19/2021				0.03	0.086	0.12
3/24/2021	0.031					
3/26/2021		0.028				0.12
3/29/2021			0.033	0.025	0.079	
8/19/2021	0.029					
8/20/2021		0.035	0.034	0.024		
8/23/2021					0.073	0.11
2/14/2022						0.11

Confidence Interval

Constituent: Barium (mg/L) Analysis Run 4/18/2023 12:41 PM View: Appendix IV

Plant Bowen Client: Southern Company Data: Bowen AP-1

	BGWC-18	BGWC-19	BGWC-20	BGWC-21	BGWC-22	BGWC-23
2/15/2022					0.074	
2/16/2022	0.032	0.036	0.035	0.028		
7/27/2022	0.029	0.039	0.032			
7/28/2022				0.025		
8/1/2022						0.099
8/2/2022					0.074	
Mean	0.03263	0.03505	0.03245	0.03784	0.08567	0.0988
Std. Dev.	0.004555	0.00619	0.002928	0.009932	0.009353	0.01433
Upper Lim.	0.03508	0.03837	0.03403	0.04332	0.09069	0.11
Lower Lim.	0.03019	0.03172	0.03088	0.03236	0.08065	0.085

Confidence Interval

Constituent: Barium (mg/L) Analysis Run 4/18/2023 12:41 PM View: Appendix IV

Plant Bowen Client: Southern Company Data: Bowen AP-1

	BGWC-24	BGWC-25	BGWC-30	BGWC-31	BGWC-32	BGWC-34D
6/8/2016		0.038				
6/9/2016	0.14					
8/15/2016		0.0321				
8/18/2016	0.113					
10/10/2016	0.0888	0.0283				
12/7/2016	0.0289					
12/8/2016		0.0294				
1/23/2017			0.237			
2/7/2017			0.191			
2/20/2017	0.0999	0.0275				
3/27/2017			0.197			
4/17/2017			0.192			
4/19/2017	0.114					
4/20/2017		0.0279				
5/22/2017			0.197			
6/1/2017		0.0313				
6/5/2017	0.135		0.201			
7/11/2017			0.179			
7/17/2017	0.134	0.0251				
8/23/2017			0.15			
3/26/2018			0.1			
3/28/2018		0.018				
3/29/2018	0.08					
6/13/2018	0.1					
6/14/2018		0.019				
6/15/2018			0.087			
10/18/2018				0.055		
10/19/2018						0.038
10/22/2018	0.1	0.018	0.1		0.096	
3/1/2019	0.12	0.021	0.078			
4/2/2019			0.075			
4/3/2019	0.095					
4/4/2019		0.016		0.032		0.031
4/5/2019					0.085	
9/24/2019				0.038		0.036
9/26/2019					0.12	
9/27/2019			0.08			
9/30/2019	0.098	0.016				
2/26/2020	0.1	0.015	0.062	0.033		
2/27/2020					0.092	0.036
3/23/2020			0.075	0.038		
3/24/2020		0.015			0.094	0.043
3/25/2020	0.096					
9/25/2020	0.088		0.07		0.14	
9/28/2020		0.016		0.038		0.042
2/19/2021	0.081					0.053
2/22/2021				0.041		
2/23/2021		0.019			0.13	
3/8/2021			0.074			
3/25/2021			0.06			
3/26/2021	0.075	0.018				
3/29/2021				0.039		

Confidence Interval

Constituent: Barium (mg/L) Analysis Run 4/18/2023 12:41 PM View: Appendix IV

Plant Bowen Client: Southern Company Data: Bowen AP-1

	BGWC-24	BGWC-25	BGWC-30	BGWC-31	BGWC-32	BGWC-34D
3/30/2021					0.13	0.048
8/19/2021		0.019	0.094			
8/20/2021				0.041		
8/23/2021	0.077					
8/24/2021						0.048
8/25/2021					0.099	
2/14/2022			0.072			
2/15/2022	0.077					
2/16/2022		0.019		0.042	0.096	0.052
7/27/2022		0.016				
7/28/2022				0.039		0.051
7/29/2022					0.09	
8/1/2022			0.061			
8/2/2022	0.022					
10/21/2022	0.057 (R)					
Mean	0.09216	0.02203	0.1196	0.03964	0.1065	0.04345
Std. Dev.	0.02945	0.006693	0.05938	0.005971	0.01946	0.007488
Upper Lim.	0.1076	0.02513	0.191	0.04429	0.1222	0.04969
Lower Lim.	0.07675	0.01829	0.074	0.03486	0.09054	0.03721

Confidence Interval

Constituent: Barium (mg/L) Analysis Run 4/18/2023 12:41 PM View: Appendix IV

Plant Bowen Client: Southern Company Data: Bowen AP-1

	BGWC-35D	BGWC-36D	BGWC-37D	BGWC-38D	BGWC-39	BGWC-40
10/17/2018		0.11				
10/22/2018	0.065					
4/2/2019		0.074				
4/4/2019	0.071					
9/26/2019	0.085					
9/27/2019		0.084				
2/25/2020	0.099		0.12			
2/26/2020		0.064				
2/27/2020				0.24	0.06	
2/28/2020						0.045
3/23/2020		0.062				
3/24/2020			0.1	0.17	0.04	
3/25/2020	0.12					0.048
9/2/2020				0.19		
9/25/2020	0.11		0.1			
9/28/2020		0.067				
9/29/2020					0.096	0.047
2/22/2021	0.091		0.09		0.054	0.061
3/8/2021		0.073				
3/9/2021				0.096		
3/25/2021		0.073				
3/26/2021	0.07		0.089			
3/29/2021				0.082		
3/30/2021						0.06
3/31/2021					0.06	
8/19/2021				0.14		
8/20/2021	0.069		0.09			
8/23/2021		0.066				
8/24/2021					0.065	0.053
2/14/2022		0.064		0.15		
2/16/2022					0.067	0.055
2/17/2022	0.071		0.087			
7/28/2022	0.06		0.094			0.047
7/29/2022		0.062				
8/2/2022				0.12	0.07	
Mean	0.08282	0.07264	0.09625	0.1485	0.064	0.052
Std. Dev.	0.01982	0.01407	0.01078	0.05158	0.01594	0.006211
Upper Lim.	0.09933	0.084	0.12	0.2032	0.08089	0.05858
Lower Lim.	0.0663	0.062	0.087	0.09383	0.04711	0.04542

Confidence Interval

Constituent: Barium (mg/L) Analysis Run 4/18/2023 12:41 PM View: Appendix IV

Plant Bowen Client: Southern Company Data: Bowen AP-1

	BGWC-41D	BGWC-42D	BGWC-43D	BGWC-44D	BGWC-49D	BGWC-50D
9/2/2020	0.046					
9/3/2020		0.087	0.083	0.02		
2/18/2021				0.026		
2/22/2021	0.053	0.13				
3/8/2021			0.068			
3/29/2021			0.065			
3/31/2021	0.058			0.025		
4/1/2021		0.058				
4/19/2021					0.077	0.033
8/18/2021				0.021		0.028
8/20/2021		0.12				
8/23/2021			0.07			
8/24/2021	0.06				0.094	
2/9/2022				0.023		0.049
2/15/2022	0.063		0.076			
2/17/2022		0.12			0.077	
7/26/2022				0.022		0.051
7/28/2022		0.084				
7/29/2022	0.06					
8/1/2022			0.066		0.062	
Mean	0.05667	0.09983	0.07133	0.02283	0.0775	0.04025
Std. Dev.	0.006186	0.02789	0.006919	0.002317	0.01308	0.01147
Upper Lim.	0.06516	0.1381	0.08084	0.02602	0.1072	0.06629
Lower Lim.	0.04817	0.06152	0.06183	0.01965	0.04781	0.01421

Confidence Interval

Constituent: Barium (mg/L) Analysis Run 4/18/2023 12:41 PM View: Appendix IV

Plant Bowen Client: Southern Company Data: Bowen AP-1

	BGWC-51	BGWC-52	BGWC-7	BGWC-8	BGWC-9
6/6/2016					0.034
6/7/2016				0.0051	
6/8/2016			0.048		
8/10/2016				0.0264	
8/11/2016			0.0428		0.0305
10/4/2016				0.0316	
10/5/2016					0.0289
10/6/2016			0.0404		
12/2/2016				0.026	
12/5/2016					0.0269
12/6/2016			0.0385		
2/14/2017				0.0299	
2/15/2017			0.039		0.0299
4/14/2017				0.0275	
4/17/2017					0.0318
4/18/2017			0.0392		
5/26/2017				0.0328	0.0341
6/2/2017			0.0407		
7/10/2017				0.0305	
7/11/2017					0.0355
7/14/2017			0.0394		
3/26/2018				0.029	
3/27/2018			0.039		0.026
6/12/2018				0.031	0.024
6/13/2018			0.038		
10/16/2018				0.034	
10/17/2018					0.037
10/18/2018			0.037		
2/25/2019				0.03	
2/28/2019			0.041		
4/1/2019				0.025	0.027
4/2/2019			0.031		
9/24/2019			0.035	0.03	0.035
2/19/2020				0.032	
2/20/2020					0.025
2/21/2020			0.03		
3/18/2020				0.028	
3/19/2020			0.031		0.028
9/23/2020				0.029	
9/24/2020					0.031
9/25/2020			0.03		
1/28/2021	0.061	0.076			
2/16/2021				0.028	
2/17/2021					0.03
2/18/2021			0.031		
2/23/2021	0.054	0.095			
3/24/2021				0.027	0.026
3/30/2021	0.051	0.084	0.035		
8/18/2021				0.029	0.025
8/19/2021			0.028		
8/23/2021	0.044	0.063			
2/10/2022				0.027	0.026

Confidence Interval

Constituent: Barium (mg/L) Analysis Run 4/18/2023 12:41 PM View: Appendix IV

Plant Bowen Client: Southern Company Data: Bowen AP-1

	BGWC-51	BGWC-52	BGWC-7	BGWC-8	BGWC-9
2/11/2022			0.029		
2/14/2022	0.011	0.029			
7/26/2022				0.029	0.029
7/28/2022		0.021	0.028		
8/1/2022	0.0081				
Mean	0.03818	0.06133	0.03595	0.02808	0.02955
Std. Dev.	0.02286	0.03012	0.005493	0.00561	0.003848
Upper Lim.	0.06959	0.1027	0.0389	0.03052	0.03168
Lower Lim.	0.006781	0.01995	0.03301	0.02708	0.02743

Confidence Interval

Constituent: Beryllium (mg/L) Analysis Run 4/18/2023 12:41 PM View: Appendix IV

Plant Bowen Client: Southern Company Data: Bowen AP-1

	BGWC-12	BGWC-16	BGWC-17	BGWC-18	BGWC-19	BGWC-22
6/7/2016	<0.0005	<0.003	<0.0005			
6/8/2016				<0.0005	<0.003	<0.003
8/11/2016		<0.003	<0.0005			
8/12/2016	<0.0005			<0.0005	<0.003	
8/18/2016						<0.003
10/6/2016	<0.0005					
10/7/2016		<0.003	<0.0005	<0.0005	<0.003	
10/10/2016						<0.003
12/5/2016	<0.0005					
12/6/2016		<0.003	<0.0005	<0.0005		
12/7/2016					<0.003	
12/8/2016						<0.003
2/15/2017	<0.0005					
2/16/2017		<0.003	<0.0005	<0.0005	<0.003	
2/17/2017						<0.003
4/18/2017	<0.0005	<0.003				
4/19/2017			<0.0005	<0.0005	8E-05 (J)	
4/20/2017						<0.003
5/30/2017		<0.003	<0.0005			
6/1/2017				9E-05 (J)	7E-05 (J)	
6/2/2017	<0.0005					
6/5/2017						<0.003
7/13/2017	<0.0005					
7/14/2017		<0.003	<0.0005	<0.0005	<0.003	
7/19/2017						<0.003
3/27/2018		<0.003	<0.0005	<0.0005	<0.003	
3/28/2018	<0.0005					
3/29/2018						<0.003
2/25/2019		8.7E-05 (J)				
2/27/2019			<0.0005	0.00011 (J)		
2/28/2019	7.6E-05 (J)					
3/1/2019					<0.003	0.00012 (J)
4/1/2019	<0.0005					
4/2/2019		6.3E-05 (J)	<0.0005	5.2E-05 (J)		
4/3/2019					<0.003	6.7E-05 (J)
9/25/2019	<0.0005					
9/26/2019		8E-05 (J)	<0.0005	<0.0005	<0.003	
9/27/2019						9.9E-05 (J)
2/20/2020		0.00012 (J)				
2/24/2020	<0.0005		<0.0005	<0.0005	<0.003	
2/25/2020						9.3E-05 (J)
3/19/2020	<0.0005	0.00012 (J)	<0.0005			
3/20/2020				7.6E-05 (J)	<0.003	8.8E-05 (J)
9/24/2020		0.00011 (J)	5.4E-05 (J)	<0.0005		0.00012 (J)
9/25/2020	<0.0005					
9/28/2020					8.8E-05 (J)	
2/18/2021		0.00013 (J)	6.5E-05 (J)	6.8E-05 (J)	5.2E-05 (J)	
2/19/2021	4.6E-05 (J)					0.00013 (J)
3/24/2021	<0.0005	0.00014 (J)	<0.0005	6.1E-05 (J)		
3/26/2021					5.5E-05 (J)	
3/29/2021						0.00011 (J)
8/18/2021	<0.0005	0.00013 (J)				

ND substitution: RL or RL/2 if <15% NDs.

Confidence Interval

Constituent: Beryllium (mg/L) Analysis Run 4/18/2023 12:41 PM View: Appendix IV

Plant Bowen Client: Southern Company Data: Bowen AP-1

	BGWC-12	BGWC-16	BGWC-17	BGWC-18	BGWC-19	BGWC-22
8/19/2021			6.1E-05 (J)	<0.0005		
8/20/2021					8.7E-05 (J)	
8/23/2021						0.00011 (J)
2/11/2022	<0.0005	0.00013 (J)	<0.0005			
2/15/2022						0.00012 (J)
2/16/2022				6.3E-05 (J)	0.0001 (J)	
7/27/2022	<0.0005	0.00017 (J)	5.8E-05 (J)	<0.0005	6.1E-05 (J)	
8/2/2022						0.00012 (J)
Mean	0.0004561	0.001414	0.0004119	0.000351	0.00183	0.001409
Std. Dev.	0.0001352	0.001472	0.0001808	0.0002086	0.001471	0.001477
Upper Lim.	0.0005	0.003	0.0005	0.0005	0.003	0.003
Lower Lim.	7.6E-05	0.00012	6.5E-05	7.6E-05	8E-05	0.00011

ND substitution: RL or RL/2 if <15% NDs.

Confidence Interval

Constituent: Beryllium (mg/L) Analysis Run 4/18/2023 12:41 PM View: Appendix IV

Plant Bowen Client: Southern Company Data: Bowen AP-1

	BGWC-23	BGWC-24	BGWC-36D	BGWC-38D	BGWC-39	BGWC-51
6/9/2016	<0.0005	<0.0005				
8/18/2016	<0.0005	<0.0005				
10/10/2016	<0.0005	<0.0005				
12/7/2016	<0.0005	<0.0005				
2/20/2017	<0.0005	<0.0005				
4/19/2017	<0.0005	<0.0005				
6/5/2017	<0.0005	<0.0005				
7/17/2017	<0.0005	<0.0005				
3/29/2018	<0.0005	<0.0005				
3/1/2019	<0.0005	<0.0005				
4/2/2019			7E-05 (J)			
4/3/2019	<0.0005	<0.0005				
9/27/2019	<0.0005		<0.0005			
9/30/2019		9.3E-05 (J)				
2/25/2020	<0.0005					
2/26/2020		0.0001 (J)	<0.0005			
2/27/2020				8.8E-05 (J)	<0.0005	
3/23/2020	<0.0005		<0.0005			
3/24/2020				<0.0005	7.9E-05 (J)	
3/25/2020		0.0001 (J)				
9/2/2020				6E-05 (J)		
9/24/2020	5.4E-05 (J)					
9/25/2020		0.00013 (J)				
9/28/2020			<0.0005			
9/29/2020					<0.0005	
1/28/2021						8.3E-05 (J)
2/19/2021	<0.0005	0.00018 (J)				
2/22/2021					<0.0005	
2/23/2021						0.00011 (J)
3/8/2021			<0.0005			
3/9/2021				<0.0005		
3/25/2021			<0.0005			
3/26/2021	<0.0005	<0.0005				
3/29/2021				<0.0005		
3/30/2021						0.00021 (J)
3/31/2021					<0.0005	
8/19/2021				5.9E-05 (J)		
8/23/2021	<0.0005	0.00017 (J)	<0.0005			0.00013 (J)
8/24/2021					<0.0005	
2/14/2022	<0.0005		<0.0005	<0.0005		7E-05 (J)
2/15/2022		0.00027 (J)				
2/16/2022					<0.0005	
7/29/2022			<0.0005			
8/1/2022	<0.0005					<0.0005
8/2/2022		<0.0005		5.4E-05 (J)	<0.0005	
10/21/2022		0.00022 (JR)				
Mean	0.0004777	0.0003697	0.000457	0.0002826	0.0004474	0.0001838
Std. Dev.	9.973E-05	0.0001744	0.000136	0.0002326	0.0001488	0.0001626
Upper Lim.	0.0005	0.0005	0.0005	0.0005	0.0005	0.0001879
Lower Lim.	5.4E-05	0.00017	0.0005	5.4E-05	7.9E-05	6.138E-05

ND substitution: RL or RL/2 if <15% NDs.

Confidence Interval

Constituent: Beryllium (mg/L) Analysis Run 4/18/2023 12:41 PM View: Appendix IV

Plant Bowen Client: Southern Company Data: Bowen AP-1

	BGWC-52
1/28/2021	<0.0005
2/23/2021	<0.0005
3/30/2021	5.2E-05 (J)
8/23/2021	<0.0005
2/14/2022	<0.0005
7/28/2022	<0.0005
Mean	0.0004253
Std. Dev.	0.0001829
Upper Lim.	0.0005
Lower Lim.	5.2E-05

ND substitution: RL or RL/2 if <15% NDs.

Confidence Interval

Constituent: Cadmium (mg/L) Analysis Run 4/18/2023 12:41 PM View: Appendix IV

Plant Bowen Client: Southern Company Data: Bowen AP-1

	BGWC-14A	BGWC-16	BGWC-17	BGWC-18	BGWC-19	BGWC-20
6/7/2016		0.0011 (J)	<0.0005			
6/8/2016				0.00063 (J)	<0.0005	<0.0005
8/11/2016		0.0011	0.0001 (J)			
8/12/2016				0.0004 (J)	<0.0005	<0.0005
10/7/2016		0.0012	0.0002 (J)	0.0008 (J)	0.0001 (J)	
10/10/2016						<0.0005
12/6/2016		0.0012	0.0001 (J)	0.0006 (J)		
12/7/2016					<0.0005	<0.0005
2/16/2017		0.0015	0.0001 (J)	0.0002 (J)	<0.0005	
2/17/2017						8E-05 (J)
4/18/2017		0.0012				
4/19/2017			0.0001 (J)	9E-05 (J)	<0.0005	<0.0005
5/30/2017		0.0011	0.0002 (J)			
6/1/2017				0.0003 (J)	0.0001 (J)	<0.0005
7/14/2017		0.0012	0.0002 (J)	0.0002 (J)	<0.0005	
7/18/2017						<0.0005
3/27/2018		0.0013	<0.0005	<0.0005	<0.0005	
3/28/2018						<0.0005
6/12/2018		0.0011				
6/13/2018						<0.0005
6/14/2018			0.00015 (J)	<0.0005		
6/15/2018					<0.0005	
10/17/2018			<0.0005			
10/18/2018		0.0012		0.00032 (J)		
10/19/2018					<0.0005	
10/22/2018						<0.0005
2/25/2019		0.0016				
2/27/2019			<0.0005	<0.0005		<0.0005
3/1/2019					<0.0005	
4/2/2019		0.0014	<0.0005	7.3E-05 (J)		
4/3/2019					<0.0005	<0.0005
9/26/2019		0.0017 (J)	0.00015 (J)	<0.0005	0.0002 (J)	<0.0005
2/20/2020		0.0019 (J)				
2/24/2020			<0.0005	0.00024 (J)	<0.0005	<0.0005
3/19/2020		0.0017 (J)	<0.0005			
3/20/2020				<0.0005	<0.0005	
3/23/2020						<0.0005
5/22/2020	<0.0005					
6/23/2020	<0.0005					
7/28/2020	<0.0005					
9/2/2020	0.00014 (J)					
9/24/2020		0.0018 (J)	0.00024 (J)	<0.0005		
9/28/2020					<0.0005	<0.0005
10/1/2020	0.00019 (J)					
11/10/2020	0.00019 (J)					
12/15/2020	0.00017					
1/20/2021	<0.0005					
2/18/2021	<0.0005	0.0018	<0.0005	<0.0005	<0.0005	<0.0005
3/24/2021	0.00016 (J)	0.0018	<0.0005	<0.0005		
3/26/2021					<0.0005	
3/29/2021						<0.0005
8/18/2021	0.00021 (J)	0.0018				

ND substitution: RL or RL/2 if <15% NDs.

Confidence Interval

Constituent: Cadmium (mg/L) Analysis Run 4/18/2023 12:41 PM View: Appendix IV

Plant Bowen Client: Southern Company Data: Bowen AP-1

	BGWC-14A	BGWC-16	BGWC-17	BGWC-18	BGWC-19	BGWC-20
8/19/2021			0.00017 (J)	<0.0005		
8/20/2021					<0.0005	<0.0005
2/9/2022	0.00021 (J)					
2/11/2022		0.0019	0.00016 (J)			
2/16/2022				<0.0005	<0.0005	<0.0005
7/26/2022	0.0004 (J)					
7/27/2022		0.0024	0.00029 (J)	<0.0005	<0.0005	<0.0005
Mean	0.0003208	0.0015	0.0003027	0.0004251	0.00045	0.0004809
Std. Dev.	0.0001599	0.0003599	0.0001739	0.0001792	0.00013	8.954E-05
Upper Lim.	0.0005	0.001693	0.0005	0.0003808	0.0005	0.0005
Lower Lim.	0.00016	0.001307	0.00015	0.0001718	0.0002	8E-05

ND substitution: RL or RL/2 if <15% NDs.

Confidence Interval

Constituent: Cadmium (mg/L) Analysis Run 4/18/2023 12:41 PM View: Appendix IV

Plant Bowen Client: Southern Company Data: Bowen AP-1

	BGWC-22	BGWC-23	BGWC-24	BGWC-30	BGWC-38D	BGWC-39
6/8/2016	<0.005					
6/9/2016		<0.0005	0.00052 (J)			
8/18/2016	<0.005	<0.0005	0.0009 (J)			
10/10/2016	<0.005	<0.0005	0.0017			
12/7/2016		<0.0005	0.0004 (J)			
12/8/2016	0.0002 (J)					
1/23/2017				0.0003 (J)		
2/7/2017				0.0006 (J)		
2/17/2017	<0.005					
2/20/2017		<0.0005	0.0028			
3/27/2017				0.0003 (J)		
4/17/2017				0.0002 (J)		
4/19/2017		<0.0005	0.0035			
4/20/2017	<0.005					
5/22/2017				0.0003 (J)		
6/5/2017	<0.005	<0.0005	0.0035	0.0003 (J)		
7/11/2017				0.0005 (J)		
7/17/2017		<0.0005	0.0037			
7/19/2017	<0.005					
8/23/2017				0.0004 (J)		
3/26/2018				<0.0005		
3/29/2018	<0.005	<0.0005	0.0063			
6/13/2018		<0.0005	0.0053			
6/14/2018	<0.005					
6/15/2018				0.0002 (J)		
10/22/2018	<0.005	<0.0005	0.0053	<0.0005		
3/1/2019	0.00013 (J)	0.00019 (J)	0.0058	<0.0005		
4/2/2019				7.9E-05 (J)		
4/3/2019	<0.005	<0.0005	0.0053			
9/27/2019	<0.005	<0.0005		<0.0005		
9/30/2019			0.0075			
2/25/2020	<0.005	<0.0005				
2/26/2020			0.0064	<0.0005		
2/27/2020					0.00081 (J)	<0.0005
3/20/2020	<0.005					
3/23/2020		<0.0005		<0.0005		
3/24/2020					<0.0005	<0.0005
3/25/2020			0.0082			
9/2/2020					0.00032 (J)	
9/24/2020	0.00033 (J)	<0.0005				
9/25/2020			0.0081	<0.0005		
9/29/2020						0.0002 (J)
2/19/2021	0.00038 (J)	<0.0005	0.0068			
2/22/2021						0.00014 (J)
3/8/2021				<0.0005		
3/9/2021					<0.0005	
3/25/2021				<0.0005		
3/26/2021		<0.0005	0.0062			
3/29/2021	<0.005				<0.0005	
3/31/2021						0.00018 (J)
8/19/2021				<0.0005	<0.0005	
8/23/2021	0.00019 (J)	<0.0005	0.0039			

ND substitution: RL or RL/2 if <15% NDs.

Confidence Interval

Constituent: Cadmium (mg/L) Analysis Run 4/18/2023 12:41 PM View: Appendix IV

Plant Bowen Client: Southern Company Data: Bowen AP-1

	BGWC-22	BGWC-23	BGWC-24	BGWC-30	BGWC-38D	BGWC-39
8/24/2021						0.00031 (J)
2/14/2022		<0.0005		<0.0005	<0.0005	
2/15/2022	0.0002 (J)		0.0042			
2/16/2022						0.00012 (J)
8/1/2022		<0.0005		<0.0005		
8/2/2022	0.00012 (J)		0.00026 (J)		<0.0005	<0.0005
10/21/2022			0.0031 (R)			
Mean	0.00348	0.0004859	0.004334	0.0004172	0.0005163	0.0003063
Std. Dev.	0.002279	6.609E-05	0.002459	0.0001357	0.0001344	0.00017
Upper Lim.	0.005	0.0005	0.00562	0.0005	0.00081	0.0002541
Lower Lim.	0.00033	0.00019	0.003048	0.0003	0.00032	0.0001271

ND substitution: RL or RL/2 if <15% NDs.

Confidence Interval

Constituent: Cadmium (mg/L) Analysis Run 4/18/2023 12:41 PM View: Appendix IV

Plant Bowen Client: Southern Company Data: Bowen AP-1

	BGWC-43D	BGWC-51	BGWC-52
9/3/2020	0.0011 (J)		
1/28/2021		0.00031 (J)	0.00025 (J)
2/23/2021		0.00043 (J)	<0.0005
3/8/2021	0.0003 (J)		
3/29/2021	0.00019 (J)		
3/30/2021		0.0007	0.00018 (J)
8/23/2021	0.00036 (J)	0.00043 (J)	0.00018 (J)
2/14/2022		<0.0005	<0.0005
2/15/2022	0.0015		
7/28/2022			<0.0005
8/1/2022	0.0011	<0.0005	
Mean	0.0007583	0.0004783	0.0003517
Std. Dev.	0.0005432	0.0001289	0.0001645
Upper Lim.	0.001505	0.000601	0.0005
Lower Lim.	1.214E-05	0.0002156	0.00018

ND substitution: RL or RL/2 if <15% NDs.

Confidence Interval

Constituent: Chromium (mg/L) Analysis Run 4/18/2023 12:41 PM View: Appendix IV

Plant Bowen Client: Southern Company Data: Bowen AP-1

	BGWA-6	BGWC-10	BGWC-12	BGWC-14A	BGWC-16	BGWC-17
6/6/2016	<0.005					
6/7/2016		<0.005	<0.005		<0.005	<0.005
8/10/2016	0.0044 (J)					
8/11/2016					<0.005	<0.005
8/12/2016			<0.005			
8/16/2016		<0.005				
10/4/2016	<0.005					
10/6/2016			<0.005			
10/7/2016		<0.005			<0.005	<0.005
12/1/2016	<0.005					
12/5/2016			<0.005			
12/6/2016		<0.005			<0.005	<0.005
2/14/2017	<0.005					
2/15/2017			<0.005			
2/16/2017		<0.005			<0.005	<0.005
4/13/2017	<0.005					
4/18/2017		<0.005	<0.005		<0.005	
4/19/2017						<0.005
5/25/2017	<0.005					
5/30/2017					<0.005	<0.005
6/2/2017		<0.005	0.0003 (J)			
7/7/2017	<0.005					
7/12/2017		<0.005				
7/13/2017			<0.005			
7/14/2017					<0.005	<0.005
3/27/2018		<0.005			<0.005	<0.005
3/28/2018			<0.005			
2/25/2019					<0.005	
2/27/2019						<0.005
2/28/2019		<0.005	<0.005			
4/1/2019			<0.005			
4/2/2019	<0.005	<0.005			<0.005	0.00044 (J)
9/23/2019	<0.005					
9/25/2019		<0.005	0.00055 (J)			
9/26/2019					<0.005	<0.005
2/18/2020	<0.005					
2/20/2020		<0.005			<0.005	
2/24/2020			<0.005			<0.005
3/19/2020	0.0015 (J)		0.0004 (J)		0.00071 (J)	0.00039 (J)
3/23/2020		0.0011 (J)				
5/22/2020				<0.005		
6/23/2020				<0.005		
7/28/2020				<0.005		
9/2/2020				<0.005		
9/23/2020	<0.005					
9/24/2020		<0.005			<0.005	<0.005
9/25/2020			0.00058 (J)			
10/1/2020				<0.005		
11/10/2020				<0.005		
12/15/2020				<0.005		
1/20/2021				<0.005		
2/18/2021	<0.005	<0.005		0.026	0.0019 (J)	<0.005

ND substitution: RL or RL/2 if <15% NDs.

Confidence Interval

Constituent: Chromium (mg/L) Analysis Run 4/18/2023 12:41 PM View: Appendix IV

Plant Bowen Client: Southern Company Data: Bowen AP-1

	BGWA-6	BGWC-10	BGWC-12	BGWC-14A	BGWC-16	BGWC-17
2/19/2021			<0.005			
3/24/2021			0.00079 (J)	<0.005	<0.005	<0.005
3/30/2021		<0.005				
3/31/2021	<0.005					
8/16/2021	<0.005					
8/18/2021		<0.005	<0.005	<0.005	<0.005	
8/19/2021						<0.005
2/9/2022	<0.005			<0.005		
2/11/2022		<0.005	<0.005		<0.005	<0.005
7/26/2022	<0.005			<0.005		
7/27/2022			<0.005		<0.005	<0.005
7/28/2022		<0.005				
Mean	0.004772	0.004805	0.003881	0.006615	0.00463	0.004541
Std. Dev.	0.0008288	0.0008721	0.00199	0.005824	0.001154	0.001411
Upper Lim.	0.005	0.005	0.005	0.026	0.005	0.005
Lower Lim.	0.0044	0.0011	0.00079	0.005	0.0019	0.00044

ND substitution: RL or RL/2 if <15% NDs.

Confidence Interval

Constituent: Chromium (mg/L) Analysis Run 4/18/2023 12:41 PM View: Appendix IV

Plant Bowen Client: Southern Company Data: Bowen AP-1

	BGWC-18	BGWC-20	BGWC-21	BGWC-23	BGWC-24	BGWC-25
6/8/2016	<0.005	<0.005	<0.005			<0.005
6/9/2016				<0.005	<0.005	
8/12/2016	<0.005	<0.005				
8/15/2016						<0.005
8/18/2016			<0.005	<0.005	<0.005	
10/7/2016	0.0011 (J)					
10/10/2016		<0.005	<0.005	<0.005	0.0009 (J)	<0.005
12/6/2016	<0.005					
12/7/2016		<0.005		0.002 (J)	<0.005	
12/8/2016			<0.005			<0.005
2/16/2017	<0.005					
2/17/2017		<0.005	<0.005			
2/20/2017				<0.005	<0.005	<0.005
4/19/2017	<0.005	<0.005	<0.005	<0.005	<0.005	
4/20/2017						<0.005
6/1/2017	<0.005	<0.005	<0.005			<0.005
6/5/2017				<0.005	<0.005	
7/14/2017	<0.005					
7/17/2017				<0.005	<0.005	<0.005
7/18/2017		<0.005	<0.005			
3/27/2018	<0.005					
3/28/2018		<0.005	<0.005			<0.005
3/29/2018				<0.005	<0.005	
2/27/2019	<0.005	0.0048 (J)				
3/1/2019				0.0033 (J)	<0.005	<0.005
4/2/2019	<0.005					
4/3/2019		0.00088 (J)	<0.005	0.00057 (J)	<0.005	
4/4/2019						<0.005
9/26/2019	<0.005	0.0022 (J)				
9/27/2019				<0.005		
9/30/2019			<0.005		<0.005	0.0021 (J)
2/24/2020	<0.005	0.00096 (J)				
2/25/2020				<0.005		
2/26/2020			<0.005		0.00051 (J)	<0.005
3/20/2020	0.00046 (J)		0.00041 (J)			
3/23/2020		0.00091 (J)		0.00043 (J)		
3/24/2020						<0.005
3/25/2020					<0.005	
9/24/2020	<0.005		<0.005	<0.005		
9/25/2020					0.00058 (J)	
9/28/2020		0.0028 (J)				<0.005
2/18/2021	<0.005	0.00078 (J)				
2/19/2021			<0.005	<0.005	<0.005	
2/23/2021						<0.005
3/24/2021	0.00065 (J)					
3/26/2021				<0.005	<0.005	<0.005
3/29/2021		0.0011 (J)	0.0025 (J)			
8/19/2021	<0.005					<0.005
8/20/2021		<0.005	<0.005			
8/23/2021				0.0015 (J)	<0.005	
2/14/2022				<0.005		
2/15/2022					<0.005	

ND substitution: RL or RL/2 if <15% NDs.

Confidence Interval

Constituent: Chromium (mg/L) Analysis Run 4/18/2023 12:41 PM View: Appendix IV

Plant Bowen Client: Southern Company Data: Bowen AP-1

	BGWC-18	BGWC-20	BGWC-21	BGWC-23	BGWC-24	BGWC-25
2/16/2022	<0.005	<0.005	<0.005			<0.005
7/27/2022	<0.005	<0.005				<0.005
7/28/2022			<0.005			
8/1/2022				<0.005		
8/2/2022					<0.005	
10/21/2022					<0.005 (R)	
Mean	0.00436	0.003721	0.004627	0.00414	0.00438	0.004855
Std. Dev.	0.001565	0.001822	0.001171	0.00162	0.001556	0.0006485
Upper Lim.	0.005	0.005	0.005	0.005	0.005	0.005
Lower Lim.	0.0011	0.0011	0.0025	0.0033	0.0009	0.0021

ND substitution: RL or RL/2 if <15% NDs.

Confidence Interval

Constituent: Chromium (mg/L) Analysis Run 4/18/2023 12:41 PM View: Appendix IV

Plant Bowen Client: Southern Company Data: Bowen AP-1

	BGWC-30	BGWC-31	BGWC-32	BGWC-35D	BGWC-36D	BGWC-37D
1/23/2017	0.001 (J)					
2/7/2017	<0.005					
3/27/2017	<0.005					
4/17/2017	<0.005					
5/22/2017	0.0004 (J)					
6/5/2017	0.0004 (J)					
7/11/2017	0.0012 (J)					
8/23/2017	0.0009 (J)					
3/26/2018	<0.005					
3/1/2019	<0.005					
4/2/2019	0.00095 (J)				0.001 (J)	
4/4/2019		<0.005		0.0011 (J)		
4/5/2019			<0.005			
9/24/2019		0.00064 (J)				
9/26/2019			0.00062 (J)	0.00067 (J)		
9/27/2019	0.00056 (J)				0.0006 (J)	
2/25/2020				<0.005		<0.005
2/26/2020	0.00073 (J)	<0.005			<0.005	
2/27/2020			0.00072 (J)			
3/23/2020	0.00098 (J)	0.0011 (J)			<0.005	
3/24/2020			0.0012 (J)			0.00068 (J)
3/25/2020				<0.005		
9/25/2020	0.00087 (J)		0.00057 (J)	0.00072 (J)		0.00068 (J)
9/28/2020		0.00056 (J)			<0.005	
2/22/2021		<0.005		<0.005		<0.005
2/23/2021			<0.005			
3/8/2021	0.0011 (J)				0.00057 (J)	
3/25/2021	0.00082 (J)				0.00057 (J)	
3/26/2021				<0.005		<0.005
3/29/2021		<0.005				
3/30/2021			<0.005			
8/19/2021	<0.005					
8/20/2021		<0.005		<0.005		<0.005
8/23/2021					<0.005	
8/25/2021			0.0043 (J)			
2/14/2022	0.0014 (J)				<0.005	
2/16/2022		<0.005	<0.005			
2/17/2022				<0.005		<0.005
7/28/2022		<0.005		<0.005		<0.005
7/29/2022			<0.005		<0.005	
8/1/2022	<0.005					
Mean	0.002315	0.00373	0.003241	0.003749	0.003274	0.00392
Std. Dev.	0.002035	0.00205	0.002137	0.002017	0.002232	0.002
Upper Lim.	0.005	0.005	0.005	0.005	0.005	0.005
Lower Lim.	0.00082	0.00064	0.00062	0.00072	0.00057	0.00068

ND substitution: RL or RL/2 if <15% NDs.

Confidence Interval

Constituent: Chromium (mg/L) Analysis Run 4/18/2023 12:41 PM View: Appendix IV

Plant Bowen Client: Southern Company Data: Bowen AP-1

	BGWC-38D	BGWC-39	BGWC-40	BGWC-41D	BGWC-42D	BGWC-43D
2/27/2020	0.0031 (J)	<0.005				
2/28/2020			0.00043 (J)			
3/24/2020	0.00042 (J)	0.001 (J)				
3/25/2020			0.00058 (J)			
9/2/2020	<0.005			<0.005		
9/3/2020					<0.005	<0.005
9/29/2020		<0.005	0.00082 (J)			
2/22/2021		<0.005	<0.005	<0.005	0.0011 (J)	
3/8/2021						<0.005
3/9/2021	<0.005					
3/29/2021	<0.005					<0.005
3/30/2021			0.00081 (J)			
3/31/2021		<0.005		0.00068 (J)		
4/1/2021					0.00062 (J)	
8/19/2021	<0.005					
8/20/2021					<0.005	
8/23/2021						<0.005
8/24/2021		<0.005	<0.005	<0.005		
2/14/2022	<0.005					
2/15/2022				<0.005		0.0024 (J)
2/16/2022		<0.005	0.0011 (J)			
2/17/2022					<0.005	
7/28/2022			<0.005		<0.005	
7/29/2022				<0.005		
8/1/2022						<0.005
8/2/2022	<0.005	<0.005				
Mean	0.00419	0.0045	0.002342	0.00428	0.00362	0.004567
Std. Dev.	0.001662	0.001414	0.002209	0.001764	0.002143	0.001061
Upper Lim.	0.005	0.005	0.005	0.005	0.005	0.005
Lower Lim.	0.00042	0.001	0.00043	0.00068	0.00062	0.0024

ND substitution: RL or RL/2 if <15% NDs.

Confidence Interval

Constituent: Chromium (mg/L) Analysis Run 4/18/2023 12:41 PM View: Appendix IV

Plant Bowen Client: Southern Company Data: Bowen AP-1

	BGWC-44D	BGWC-49D	BGWC-51	BGWC-52	BGWC-7	BGWC-8
6/7/2016						<0.005
6/8/2016					<0.005	
8/10/2016						0.0052 (J)
8/11/2016					<0.005	
10/4/2016						0.0015 (J)
10/6/2016					<0.005	
12/2/2016						0.0013 (J)
12/6/2016					<0.005	
2/14/2017						<0.005
2/15/2017					<0.005	
4/14/2017						0.0011 (J)
4/18/2017					<0.005	
5/26/2017						0.0008 (J)
6/2/2017					<0.005	
7/10/2017						0.0009 (J)
7/14/2017					<0.005	
3/26/2018						<0.005
3/27/2018					<0.005	
2/25/2019						<0.005
2/28/2019					<0.005	
4/1/2019						0.00091 (J)
4/2/2019					<0.005	
9/24/2019					0.00055 (J)	0.063
2/19/2020						0.0011 (J)
2/21/2020					<0.005	
3/18/2020						0.0014 (J)
3/19/2020					0.00061 (J)	
9/3/2020	<0.005					
9/23/2020						0.0013 (J)
9/25/2020					<0.005	
1/28/2021			<0.005	<0.005		
2/16/2021						0.001 (J)
2/18/2021	0.00093 (J)				<0.005	
2/23/2021			0.0006 (J)	<0.005		
3/24/2021						0.0013 (J)
3/30/2021			<0.005	0.00061 (J)	0.00095 (J)	
3/31/2021	0.00094 (J)					
4/19/2021		0.00071 (J)				
8/18/2021	<0.005					0.0012 (J)
8/19/2021					<0.005	
8/23/2021			<0.005	<0.005		
8/24/2021		<0.005				
2/9/2022	<0.005					
2/10/2022						0.0014 (J)
2/11/2022					<0.005	
2/14/2022			<0.005	0.0013 (J)		
2/17/2022		<0.005				
7/26/2022	<0.005					<0.005
7/28/2022				<0.005	<0.005	
8/1/2022		<0.005	<0.005			
Mean	0.003645	0.003927	0.004267	0.003652	0.004355	0.00542
Std. Dev.	0.002099	0.002145	0.001796	0.0021	0.001576	0.01367

ND substitution: RL or RL/2 if <15% NDs.

Confidence Interval

Constituent: Chromium (mg/L) Analysis Run 4/18/2023 12:41 PM View: Appendix IV

Plant Bowen Client: Southern Company Data: Bowen AP-1

	BGWC-44D	BGWC-49D	BGWC-51	BGWC-52	BGWC-7	BGWC-8
Upper Lim.	0.005	0.005	0.005	0.005	0.005	0.005
Lower Lim.	0.00093	0.00071	0.0006	0.00061	0.00095	0.0011

Confidence Interval

Constituent: Chromium (mg/L) Analysis Run 4/18/2023 12:41 PM View: Appendix IV

Plant Bowen Client: Southern Company Data: Bowen AP-1

	BGWC-9
6/6/2016	<0.005
8/11/2016	<0.005
10/5/2016	0.002 (J)
12/5/2016	<0.005
2/15/2017	<0.005
4/17/2017	<0.005
5/26/2017	<0.005
7/11/2017	<0.005
3/27/2018	<0.005
4/1/2019	<0.005
9/24/2019	<0.005
2/20/2020	<0.005
3/19/2020	<0.005
9/24/2020	<0.005
2/17/2021	<0.005
3/24/2021	<0.005
8/18/2021	<0.005
2/10/2022	<0.005
7/26/2022	<0.005
Mean	0.004842
Std. Dev.	0.0006882
Upper Lim.	0.005
Lower Lim.	0.002

ND substitution: RL or RL/2 if <15% NDs.

Confidence Interval

Constituent: Cobalt (mg/L) Analysis Run 4/18/2023 12:41 PM View: Appendix IV

Plant Bowen Client: Southern Company Data: Bowen AP-1

	BGWA-6	BGWC-10	BGWC-12	BGWC-14A	BGWC-16	BGWC-17
6/6/2016	<0.005					
6/7/2016		<0.005	<0.005		0.0037	<0.005
8/10/2016	0.0006 (J)					
8/11/2016					0.0039 (J)	<0.005
8/12/2016			<0.005			
8/16/2016		<0.005				
10/4/2016	<0.005					
10/6/2016			<0.005			
10/7/2016		<0.005			0.0043 (J)	<0.005
12/1/2016	<0.005					
12/5/2016			0.0006 (J)			
12/6/2016		<0.005			0.005 (J)	<0.005
2/14/2017	<0.005					
2/15/2017			<0.005			
2/16/2017		<0.005			0.0054 (J)	<0.005
4/13/2017	<0.005					
4/18/2017		<0.005	<0.005		0.0054 (J)	
4/19/2017						<0.005
5/25/2017	<0.005					
5/30/2017					0.0045 (J)	<0.005
6/2/2017		<0.005	<0.005			
7/7/2017	<0.005					
7/12/2017		<0.005				
7/13/2017			0.0003 (J)			
7/14/2017					0.0049 (J)	<0.005
3/27/2018		<0.005			<0.01	<0.005
3/28/2018			<0.005			
6/12/2018					0.0048 (J)	
6/14/2018		<0.005	<0.005			<0.005
10/16/2018	0.00094 (J)					
10/17/2018			<0.005			<0.005
10/18/2018		<0.005			0.0047 (J)	
2/25/2019					0.0071 (J)	
2/27/2019						<0.005
2/28/2019		<0.005	<0.005			
4/1/2019			0.00034 (J)			
4/2/2019	0.00016 (J)	0.00027 (J)			0.0056 (J)	0.00015 (J)
9/23/2019	0.00042 (J)					
9/25/2019		0.00056 (J)	0.0004 (J)			
9/26/2019					0.0093	<0.005
2/18/2020	0.00032 (J)					
2/20/2020		<0.005			0.0092	
2/24/2020			0.00034 (J)			<0.005
3/19/2020	<0.005		0.00035 (J)		0.0089	<0.005
3/23/2020		0.00031 (J)				
5/22/2020				0.00041 (J)		
6/23/2020				<0.005		
7/28/2020				<0.005		
9/2/2020				0.001 (J)		
9/23/2020	<0.005					
9/24/2020		<0.005			0.0095	<0.005
9/25/2020			0.00049 (J)			

ND substitution: RL or RL/2 if <15% NDs.

Confidence Interval

Constituent: Cobalt (mg/L) Analysis Run 4/18/2023 12:41 PM View: Appendix IV

Plant Bowen Client: Southern Company Data: Bowen AP-1

	BGWA-6	BGWC-10	BGWC-12	BGWC-14A	BGWC-16	BGWC-17
10/1/2020				0.0018 (J)		
11/10/2020				0.0016 (J)		
12/15/2020				0.0018		
1/20/2021				0.0019 (J)		
2/18/2021	<0.005	<0.005		0.0013 (J)	0.0088	<0.005
2/19/2021			0.00066 (J)			
3/24/2021			0.00048 (J)	<0.005	0.0078	<0.005
3/30/2021		0.00052 (J)				
3/31/2021	0.00094 (J)					
8/16/2021	0.00052 (J)					
8/18/2021		0.00042 (J)	0.00085 (J)	0.0034 (J)	0.0098	
8/19/2021						<0.005
2/9/2022	0.0005 (J)			<0.005		
2/11/2022		0.00047 (J)	0.00057 (J)		0.0097	<0.005
7/26/2022	<0.005			0.003 (J)		
7/27/2022			<0.005		0.012	<0.005
7/28/2022		0.00058 (J)				
Mean	0.003126	0.003551	0.002745	0.002785	0.006786	0.00478
Std. Dev.	0.002264	0.002171	0.002311	0.001713	0.002456	0.001034
Upper Lim.	0.005	0.005	0.005	0.002338	0.008105	0.005
Lower Lim.	0.0005	0.00056	0.00048	0.0009874	0.005468	0.00015

ND substitution: RL or RL/2 if <15% NDs.

Confidence Interval

Constituent: Cobalt (mg/L) Analysis Run 4/18/2023 12:41 PM View: Appendix IV

Plant Bowen Client: Southern Company Data: Bowen AP-1

	BGWC-18	BGWC-19	BGWC-20	BGWC-21	BGWC-22	BGWC-23
6/8/2016	0.00071 (J)	<0.005	<0.005	0.00041 (J)	0.0079	
6/9/2016						<0.005
8/12/2016	0.0006 (J)	<0.005	<0.005			
8/18/2016				<0.005	0.0109	<0.005
10/7/2016	0.0005 (J)	<0.005				
10/10/2016			<0.005	<0.005	0.011	<0.005
12/6/2016	0.0009 (J)					
12/7/2016		<0.005	0.0008 (J)			0.0015 (J)
12/8/2016				0.0006 (J)	0.013	
2/16/2017	<0.005	<0.005				
2/17/2017			<0.005	<0.005	0.0122	
2/20/2017						<0.005
4/19/2017	<0.005	<0.005	<0.005	<0.005		<0.005
4/20/2017					0.0116	
6/1/2017	<0.005	<0.005	<0.005	<0.005		
6/5/2017					0.0112	<0.005
7/14/2017	<0.005	<0.005				
7/17/2017						<0.005
7/18/2017			<0.005	0.0004 (J)		
7/19/2017					0.0131	
3/27/2018	<0.005	<0.005				
3/28/2018			<0.005	<0.005		
3/29/2018					0.016	<0.005
6/13/2018			<0.005			<0.005
6/14/2018	<0.005			<0.005	0.017	
6/15/2018		<0.005				
10/18/2018	<0.005					
10/19/2018		<0.005		<0.005		
10/22/2018			<0.005		0.021	<0.005
2/27/2019	<0.005		<0.005			
3/1/2019		<0.005			0.017	<0.005
4/2/2019	0.00012 (J)					
4/3/2019		7.2E-05 (J)	0.00024 (J)	0.00064 (J)	0.019	0.00058 (J)
5/2/2019					0.023 (J)	
9/26/2019	<0.005	<0.005	<0.005			
9/27/2019					0.027	0.00034 (J)
9/30/2019				0.0004 (J)		
2/24/2020	<0.005	<0.005	<0.005			
2/25/2020					0.017	0.00046 (J)
2/26/2020				0.00037 (J)		
3/20/2020	<0.005	<0.005		<0.005	0.02	
3/23/2020			0.00036 (J)			0.0004 (J)
9/24/2020	<0.005			0.00098 (J)	0.041	<0.005
9/28/2020		<0.005	<0.005			
2/18/2021	<0.005	<0.005	<0.005			
2/19/2021				0.0013 (J)	0.032	0.00044 (J)
3/24/2021	<0.005					
3/26/2021		<0.005				<0.005
3/29/2021			<0.005	0.00069 (J)	0.029 (J)	
7/19/2021					0.039	<0.005
8/19/2021	<0.005					
8/20/2021		<0.005	<0.005	0.00058 (J)		

ND substitution: RL or RL/2 if <15% NDs.

Confidence Interval

Constituent: Cobalt (mg/L) Analysis Run 4/18/2023 12:41 PM View: Appendix IV

Plant Bowen Client: Southern Company Data: Bowen AP-1

	BGWC-18	BGWC-19	BGWC-20	BGWC-21	BGWC-22	BGWC-23
8/23/2021					0.029	0.00047 (J)
11/1/2021					0.04	<0.005
2/14/2022						<0.005
2/15/2022					0.03	
2/16/2022	<0.005	<0.005	<0.005	0.0021 (J)		
7/27/2022	<0.005	<0.005	<0.005			
7/28/2022				0.0027 (J)		
8/1/2022						<0.005
8/2/2022					0.034	
Mean	0.003992	0.004776	0.004382	0.002675	0.02168	0.003716
Std. Dev.	0.001906	0.001051	0.001595	0.002137	0.01011	0.002054
Upper Lim.	0.005	0.005	0.005	0.005	0.02671	0.005
Lower Lim.	0.0009	7.2E-05	0.0008	0.00058	0.01664	0.00058

ND substitution: RL or RL/2 if <15% NDs.

Confidence Interval

Constituent: Cobalt (mg/L) Analysis Run 4/18/2023 12:41 PM View: Appendix IV

Plant Bowen Client: Southern Company Data: Bowen AP-1

	BGWC-24	BGWC-25	BGWC-30	BGWC-31	BGWC-32	BGWC-34D
6/8/2016		<0.005				
6/9/2016	0.0026					
8/15/2016		<0.005				
8/18/2016	0.0021 (J)					
10/10/2016	0.0018 (J)	<0.005				
12/7/2016	0.0018 (J)					
12/8/2016		0.0006 (J)				
1/23/2017			0.0012 (J)			
2/7/2017			0.0008 (J)			
2/20/2017	0.0027 (J)	<0.005				
3/27/2017			0.001 (J)			
4/17/2017			0.0009 (J)			
4/19/2017	0.0032 (J)					
4/20/2017		<0.005				
5/22/2017			0.0008 (J)			
6/1/2017		<0.005				
6/5/2017	0.0034 (J)		0.0008 (J)			
7/11/2017			0.0008 (J)			
7/17/2017	0.0033 (J)	<0.005				
8/23/2017			0.0006 (J)			
3/26/2018			<0.005			
3/28/2018		<0.005				
3/29/2018	<0.005					
6/13/2018	0.0039 (J)					
6/14/2018		<0.005				
6/15/2018			<0.005			
10/18/2018				0.00079 (J)		
10/19/2018						0.0012 (J)
10/22/2018	0.0043 (J)	<0.005	<0.005		0.0037 (J)	
3/1/2019	0.0055 (J)	<0.005	<0.005			
4/2/2019			0.00022 (J)			
4/3/2019	0.0048 (J)					
4/4/2019		0.00022 (J)		0.00051 (J)		0.00042 (J)
4/5/2019					0.011	
5/3/2019					0.0078 (J)	
9/24/2019				0.00041 (J)		<0.005
9/26/2019					0.01	
9/27/2019			<0.005			
9/30/2019	0.0048 (J)	<0.005				
11/15/2019					0.0077	
2/26/2020	0.0045 (J)	<0.005	<0.005	0.00031 (J)		
2/27/2020					0.00095 (J)	<0.005
3/23/2020			<0.005	0.00036 (J)		
3/24/2020		<0.005			0.0037 (J)	0.00039 (J)
3/25/2020	0.0037 (J)					
9/25/2020	0.0038 (J)		<0.005		0.0081	
9/28/2020		<0.005		0.00046 (J)		0.00048 (J)
2/19/2021	0.0042 (J)					0.00057 (J)
2/22/2021				<0.005		
2/23/2021		<0.005			0.0062	
3/8/2021			<0.005			
3/25/2021			<0.005			

ND substitution: RL or RL/2 if <15% NDs.

Confidence Interval

Constituent: Cobalt (mg/L) Analysis Run 4/18/2023 12:41 PM View: Appendix IV

Plant Bowen Client: Southern Company Data: Bowen AP-1

	BGWC-24	BGWC-25	BGWC-30	BGWC-31	BGWC-32	BGWC-34D
3/26/2021	<0.005	<0.005				
3/29/2021				<0.005		
3/30/2021					0.0014 (J)	0.00065 (J)
7/19/2021	0.0034 (J)					
7/20/2021			<0.005			
8/19/2021		<0.005	0.002 (J)			
8/20/2021				<0.005		
8/23/2021	0.0062					
8/24/2021						0.00085 (J)
8/25/2021					0.0018 (J)	
11/1/2021	0.0038 (J)		<0.005			
2/14/2022			<0.005			
2/15/2022	0.0037 (J)					
2/16/2022		<0.005		<0.005	<0.005	0.001 (J)
7/27/2022		<0.005				
7/28/2022				<0.005		0.0012 (J)
7/29/2022					0.0022 (J)	
8/1/2022			<0.005			
8/2/2022	<0.005					
10/21/2022	0.0026 (J)					
Mean	0.003504	0.004583	0.003297	0.002531	0.005158	0.001524
Std. Dev.	0.001125	0.001352	0.002079	0.002367	0.003463	0.001743
Upper Lim.	0.004065	0.005	0.005	0.005	0.007733	0.005
Lower Lim.	0.002943	0.0006	0.0009	0.00036	0.002582	0.00042

ND substitution: RL or RL/2 if <15% NDs.

Confidence Interval

Constituent: Cobalt (mg/L) Analysis Run 4/18/2023 12:41 PM View: Appendix IV

Plant Bowen Client: Southern Company Data: Bowen AP-1

	BGWC-35D	BGWC-36D	BGWC-37D	BGWC-38D	BGWC-39	BGWC-40
10/17/2018		0.00057 (J)				
10/22/2018	<0.01					
4/2/2019		0.0011 (J)				
4/4/2019	0.0011 (J)					
9/26/2019	0.0019 (J)					
9/27/2019		0.0009 (J)				
12/13/2019					0.0033 (J)	
2/25/2020	0.0011 (J)		0.0015 (J)			
2/26/2020		0.00058 (J)				
2/27/2020				0.014	0.00047 (J)	
2/28/2020						0.00049 (J)
3/23/2020		0.00049 (J)				
3/24/2020			0.0019 (J)	0.0065	<0.005	
3/25/2020	0.00046 (J)					0.00056 (J)
9/2/2020				0.0043 (J)		
9/25/2020	0.00082 (J)		0.0011 (J)			
9/28/2020		0.00038 (J)				
9/29/2020					0.00061 (J)	0.00044 (J)
2/22/2021	0.0011 (J)		0.0007 (J)		<0.005	0.0006 (J)
3/8/2021		<0.005				
3/9/2021				0.0014 (J)		
3/25/2021		<0.005				
3/26/2021	0.0015 (J)		0.0011 (J)			
3/29/2021				0.0015 (J)		
3/30/2021						0.00052 (J)
3/31/2021					<0.005	
8/19/2021				0.004 (J)		
8/20/2021	0.0018 (J)		0.00088 (J)			
8/23/2021		<0.005				
8/24/2021					<0.005	0.00061 (J)
11/1/2021				0.0033 (J)		
2/14/2022		<0.005		0.0019 (J)		
2/16/2022					<0.005	0.00052 (J)
2/17/2022	0.0024 (J)		0.00056 (J)			
7/28/2022	0.0038 (J)		<0.005			0.00042 (J)
7/29/2022		<0.005				
8/2/2022				0.0019 (J)	<0.005	
Mean	0.001907	0.002638	0.00128	0.004311	0.00382	0.00052
Std. Dev.	0.001371	0.002269	0.0006547	0.003997	0.001941	6.908E-05
Upper Lim.	0.002864	0.005	0.001974	0.007152	0.005	0.0005932
Lower Lim.	0.0008607	0.00049	0.000586	0.001413	0.00047	0.0004468

ND substitution: RL or RL/2 if <15% NDs.

Confidence Interval

Constituent: Cobalt (mg/L) Analysis Run 4/18/2023 12:41 PM View: Appendix IV

Plant Bowen Client: Southern Company Data: Bowen AP-1

	BGWC-41D	BGWC-43D	BGWC-49D	BGWC-50D	BGWC-52	BGWC-7
6/8/2016						0.00081 (J)
8/11/2016						0.0007 (J)
10/6/2016						<0.01
12/6/2016						0.0009 (J)
2/15/2017						<0.01
4/18/2017						0.0005 (J)
6/2/2017						0.0006 (J)
7/14/2017						0.0006 (J)
3/27/2018						<0.01
6/13/2018						0.00068 (J)
10/18/2018						<0.01
2/28/2019						0.00067 (J)
4/2/2019						0.00094 (J)
9/24/2019						0.00078 (J)
2/21/2020						0.00081 (J)
3/19/2020						0.00091 (J)
9/2/2020	0.00075 (J)					
9/3/2020		0.002 (J)				
9/25/2020						0.00077 (J)
1/28/2021					0.0048 (J)	
2/18/2021						0.00074 (J)
2/22/2021	0.00053 (J)					
2/23/2021					0.0033 (J)	
3/8/2021		0.0043 (J)				
3/29/2021		0.0057				
3/30/2021					0.0031 (J)	0.00085 (J)
3/31/2021	<0.005					
4/19/2021			0.00079 (J)	0.0013 (J)		
7/20/2021		0.0057				
8/18/2021				0.0016 (J)		
8/19/2021						0.0008 (J)
8/23/2021		0.0051			0.0036 (J)	
8/24/2021	0.00044 (J)		0.001 (J)			
2/9/2022				0.00079 (J)		
2/11/2022						0.00068 (J)
2/14/2022					0.00044 (J)	
2/15/2022	<0.005	0.0038 (J)				
2/17/2022			0.00088 (J)			
7/26/2022				0.00072 (J)		
7/28/2022					0.00082 (J)	0.00074 (J)
7/29/2022	0.0004 (J)					
8/1/2022		0.0024 (J)	0.00065 (J)			
Mean	0.00202	0.004143	0.00083	0.001103	0.002677	0.002431
Std. Dev.	0.002311	0.001502	0.0001476	0.0004205	0.001696	0.003654
Upper Lim.	0.005	0.005927	0.001165	0.002057	0.005006	0.00091
Lower Lim.	0.0004	0.002359	0.0004948	0.0001478	0.0003471	0.00068

ND substitution: RL or RL/2 if <15% NDs.

Confidence Interval

Constituent: Cobalt (mg/L) Analysis Run 4/18/2023 12:41 PM View: Appendix IV

Plant Bowen Client: Southern Company Data: Bowen AP-1

	BGWC-8	BGWC-9
6/6/2016		<0.005
6/7/2016	0.00013 (J)	
8/10/2016	0.0003 (J)	
8/11/2016		0.0003 (J)
10/4/2016	<0.005	
10/5/2016		<0.005
12/2/2016	<0.005	
12/5/2016		0.0006 (J)
2/14/2017	<0.005	
2/15/2017		<0.005
4/14/2017	<0.005	
4/17/2017		<0.005
5/26/2017	<0.005	<0.005
7/10/2017	<0.005	
7/11/2017		<0.005
3/26/2018	<0.005	
3/27/2018		<0.005
6/12/2018	<0.005	<0.005
10/16/2018	<0.005	
10/17/2018		<0.005
2/25/2019	<0.005	
4/1/2019	5.6E-05 (J)	0.00024 (J)
9/24/2019	0.0012 (J)	<0.005
2/19/2020	<0.005	
2/20/2020		<0.005
3/18/2020	<0.005	
3/19/2020		<0.005
9/23/2020	<0.005	
9/24/2020		<0.005
2/16/2021	<0.005	
2/17/2021		<0.005
3/24/2021	<0.005	<0.005
8/18/2021	<0.005	<0.005
2/10/2022	<0.005	<0.005
7/26/2022	<0.005	<0.005
Mean	0.004168	0.00434
Std. Dev.	0.001818	0.001658
Upper Lim.	0.005	0.005
Lower Lim.	0.0012	0.0006

ND substitution: RL or RL/2 if <15% NDs.

Confidence Interval

Constituent: Combined Radium 226 + 228 (pCi/L) Analysis Run 4/18/2023 12:41 PM View: Appendix IV

Plant Bowen Client: Southern Company Data: Bowen AP-1

	BGWA-6	BGWC-10	BGWC-12	BGWC-14A	BGWC-16	BGWC-17
6/6/2016	0.239 (U)					
6/7/2016		0.616	0.024 (U)		0.284 (U)	0.135 (U)
8/10/2016	1.19					
8/11/2016					1.71	0.808
8/12/2016			0.849			
8/16/2016		1.08				
10/4/2016	0.231 (U)					
10/6/2016			1.57			
10/7/2016		2.82			0.485 (U)	0.874 (U)
12/1/2016	0.428 (U)					
12/5/2016			0.956			
12/6/2016		0.719 (U)			1.22	0.131 (U)
2/14/2017	0.36 (U)					
2/15/2017			0.229 (U)			
2/16/2017		0.966 (U)			0.19 (U)	0.471 (U)
4/13/2017	0.387 (U)					
4/18/2017		1.01 (U)	0.0114 (U)		0.52 (U)	
4/19/2017						0.65 (U)
5/25/2017	0.123 (U)					
5/30/2017					1.21 (U)	0.65 (U)
6/2/2017		1.13 (U)	0.375 (U)			
7/7/2017	0.876 (U)					
7/12/2017		1.29				
7/13/2017			0.636 (U)			
7/14/2017					0.526 (U)	0.592 (U)
3/27/2018		0.779 (U)			1.34	0.551 (U)
3/28/2018			0.36 (U)			
6/12/2018					0.732 (U)	
6/14/2018		1.22 (U)	0.316 (U)			0.638 (U)
10/16/2018	0.881 (U)					
10/17/2018			0.326 (U)			0.555 (U)
10/18/2018		0.841 (U)			0.522 (U)	
2/25/2019					1.08	
2/27/2019						1.57
2/28/2019		1.88	1.04			
4/1/2019			0.328 (U)			
4/2/2019	0.64 (U)	1.21 (U)			1.73	0.71 (U)
9/23/2019	1.13					
9/25/2019		0.816 (U)	0.649 (U)			
9/26/2019					1.45	1.17 (U)
2/18/2020	0.373 (U)					
2/20/2020		1.47 (U)			1.22 (U)	
2/24/2020			0.455 (U)			1.17
3/19/2020	0.431 (U)		0.838 (U)		1.63	0.626 (U)
3/23/2020		1.69				
5/22/2020				1.82		
6/23/2020				1.05 (U)		
7/28/2020				1.71		
9/2/2020				0.0158 (U)		
9/23/2020	0.293 (U)					
9/24/2020		1.19 (U)			0.469 (U)	0.594 (U)
9/25/2020			0.818 (U)			

Confidence Interval

Constituent: Combined Radium 226 + 228 (pCi/L) Analysis Run 4/18/2023 12:41 PM View: Appendix IV

Plant Bowen Client: Southern Company Data: Bowen AP-1

	BGWA-6	BGWC-10	BGWC-12	BGWC-14A	BGWC-16	BGWC-17
10/1/2020				1.19 (U)		
11/10/2020				0.675 (U)		
12/15/2020				1.26		
1/20/2021				0.701 (U)		
2/18/2021	0.232 (U)	1.52		1	0.721 (U)	0.723 (U)
2/19/2021			0.608 (U)			
3/24/2021			0.369 (U)	1.1 (U)	0.92 (U)	0.391 (U)
3/30/2021		1.51 (U)				
3/31/2021	0.301 (U)					
8/16/2021	0.813 (U)					
8/18/2021		1.26	0.19 (U)	0.721 (U)	1.05	
8/19/2021						0.742 (U)
2/9/2022	0.296 (U)			0.355 (U)		
2/11/2022		1.01 (U)	0.288 (U)		1.03	0.208 (U)
7/26/2022	1.15 (U)			0.659 (U)		
7/27/2022			0.705 (U)		0.917 (U)	0.138 (U)
7/28/2022		1.18 (U)				
Mean	0.546	1.237	0.5427	0.9428	0.9525	0.6408
Std. Dev.	0.3493	0.4758	0.3693	0.502	0.4585	0.3515
Upper Lim.	0.7035	1.443	0.741	1.316	1.199	0.8295
Lower Lim.	0.3247	0.9789	0.3445	0.5696	0.7064	0.4521

Confidence Interval

Constituent: Combined Radium 226 + 228 (pCi/L) Analysis Run 4/18/2023 12:41 PM View: Appendix IV

Plant Bowen Client: Southern Company Data: Bowen AP-1

	BGWC-18	BGWC-19	BGWC-20	BGWC-21	BGWC-22	BGWC-23
6/8/2016	0.406	0.264 (U)	0.863 (U)	0.573	1.53	
6/9/2016						0.704
8/12/2016	1.39	1.18	1.74			
8/18/2016				0.44 (U)	2.47	1.88
10/7/2016	0.451 (U)	1.97				
10/10/2016			0.944 (U)	0.933 (U)	2.11	1.48
12/6/2016	0.516 (U)					
12/7/2016		1.31 (U)	2.29			2.61
12/8/2016				1.02 (U)	2.64	
2/16/2017	0.172 (U)	0.35 (U)				
2/17/2017			1.35 (U)	0.193 (U)	1.34	
2/20/2017						0.884 (U)
4/19/2017	0.704 (U)	0.974 (U)	1.48	0.488 (U)		0.948 (U)
4/20/2017					2.35	
6/1/2017	0.493 (U)	0.332 (U)	1.61	0.837 (U)		
6/5/2017					1.6	1.33
7/14/2017	0.547 (U)	1.27				
7/17/2017						1.04
7/18/2017				0.498 (U)		
7/19/2017			1.626		1.76	
3/27/2018	0.569 (U)	0.169 (U)				
3/28/2018			0.97 (U)	0.864 (U)		
3/29/2018					2.43	1.65
6/13/2018			0.686 (U)			0.983 (U)
6/14/2018	0.989 (U)			0.583 (U)	2.14	
6/15/2018		0.625 (U)				
10/18/2018	0.875 (U)					
10/19/2018		0.784 (U)		0.982 (U)		
10/22/2018			0.559 (U)		1.43	1.21
2/27/2019	1.12		1.24			
3/1/2019		0.989 (U)			3.32	2.24
4/2/2019	0.814 (U)					
4/3/2019		0.98 (U)	0.567 (U)	0.532 (U)	2.48	2.86
9/26/2019	0.973 (U)	1.16	0.662 (U)			
9/27/2019					2.83	2.28
9/30/2019				1.16 (U)		
2/24/2020	1.07	1.19	1.38			
2/25/2020					1.7	2.49
2/26/2020				1.08 (U)		
3/20/2020	2.59	0.89 (U)		1.08 (U)	3.6	
3/23/2020			1.27 (U)			1.68
9/24/2020	0.789 (U)			0.157 (U)	4.18	0.56 (U)
9/28/2020		1.11 (U)	1.07 (U)			
2/18/2021	0.62 (U)	1.05 (U)	0.87 (U)			
2/19/2021				1 (U)	2.63	1.17 (U)
3/24/2021	1.21 (U)					
3/26/2021		0.848 (U)				1.04 (U)
3/29/2021			1.49	0.471 (U)	4.1	
8/19/2021	0.858 (U)					
8/20/2021		0.731 (U)	1.42	0.277 (U)		
8/23/2021					3.25	1.2 (U)
2/14/2022						0.563 (U)

Confidence Interval

Constituent: Combined Radium 226 + 228 (pCi/L) Analysis Run 4/18/2023 12:41 PM View: Appendix IV

Plant Bowen Client: Southern Company Data: Bowen AP-1

	BGWC-18	BGWC-19	BGWC-20	BGWC-21	BGWC-22	BGWC-23
2/15/2022					1.94	
2/16/2022	0.708 (U)	0.349 (U)	0.322 (U)	0.49 (U)		
7/27/2022	0.737 (U)	0.964 (U)	1.53			
7/28/2022				0.424 (U)		
8/1/2022						2.28
8/2/2022					2.32	
Mean	0.8455	0.8859	1.179	0.6706	2.461	1.504
Std. Dev.	0.4851	0.4228	0.4728	0.3138	0.8172	0.6938
Upper Lim.	1.034	1.113	1.433	0.8437	2.9	1.876
Lower Lim.	0.5819	0.6589	0.9253	0.4975	2.023	1.131

Confidence Interval

Constituent: Combined Radium 226 + 228 (pCi/L) Analysis Run 4/18/2023 12:41 PM View: Appendix IV

Plant Bowen Client: Southern Company Data: Bowen AP-1

	BGWC-24	BGWC-25	BGWC-30	BGWC-31	BGWC-32	BGWC-34D
6/8/2016		0.314 (U)				
6/9/2016	2.13					
8/15/2016		1.2				
8/18/2016	2.67					
10/10/2016	3.46	1.03 (U)				
12/7/2016	1.65					
12/8/2016		1.47 (U)				
1/23/2017			2.17			
2/7/2017			3			
2/20/2017	2.68	0.547 (U)				
4/17/2017			2.73			
4/19/2017	3.81					
4/20/2017		0.0595 (U)				
5/22/2017			3.15			
6/1/2017		0.67 (U)				
6/5/2017	2.86		0.86 (U)			
7/11/2017			1.87			
7/17/2017	2.87	1.25 (U)				
8/23/2017			3.39			
3/26/2018			1.61			
3/28/2018		0.507 (U)				
3/29/2018	2.79					
6/13/2018	2.19					
6/14/2018		0.721 (U)				
6/15/2018			0.815 (U)			
10/18/2018				0.96		
10/19/2018						2.28
10/22/2018	2.18	0.741 (U)	1.02 (U)		1.22 (U)	
3/1/2019	3.37	0.634 (U)	2.47			
4/2/2019			2.29			
4/3/2019	3.6					
4/4/2019		0.346 (U)		1.49		1.89
4/5/2019					2.2	
9/24/2019				1.68		3.98
9/26/2019					2.36	
9/27/2019			1.23 (U)			
9/30/2019	2.73	0.953 (U)				
2/26/2020	2.4	1.16	1.09 (U)	1.31		
2/27/2020					1.44	1.31
3/23/2020			1.42	2.39		
3/24/2020		0.899 (U)			1.25 (U)	2.56
3/25/2020	4.72					
9/25/2020	1.49		0.783 (U)		2.62	
9/28/2020		0.744 (U)		1.48		2.12
2/19/2021	1.07 (U)					2.23
2/22/2021				1.07 (U)		
2/23/2021		0.456 (U)			1.55	
3/8/2021			0.429 (U)			
3/25/2021			1.48			
3/26/2021	2.91	0.134 (U)				
3/29/2021				1.63		
3/30/2021					2.04	1.35 (U)

Confidence Interval

Constituent: Combined Radium 226 + 228 (pCi/L) Analysis Run 4/18/2023 12:41 PM View: Appendix IV

Plant Bowen Client: Southern Company Data: Bowen AP-1

	BGWC-24	BGWC-25	BGWC-30	BGWC-31	BGWC-32	BGWC-34D
8/19/2021		0.908 (U)	1.63			
8/20/2021				1.82		
8/23/2021	1.77 (U)					
8/24/2021						2.39
8/25/2021					0.784 (U)	
2/14/2022			0.744 (U)			
2/15/2022	14.2 (U)					
2/16/2022		0.189 (U)		1.02	1.16 (U)	2.24
7/27/2022		1.09 (U)				
7/28/2022				0.684 (U)		2.74
7/29/2022					1.82	
8/1/2022			1.01 (U)			
8/2/2022	0.84 (U)					
Mean	3.109	0.7283	1.676	1.412	1.677	2.281
Std. Dev.	2.64	0.3869	0.878	0.4763	0.5753	0.7197
Upper Lim.	3.504	0.9359	2.16	1.809	2.156	2.881
Lower Lim.	1.927	0.5206	1.191	1.015	1.197	1.681

Confidence Interval

Constituent: Combined Radium 226 + 228 (pCi/L) Analysis Run 4/18/2023 12:41 PM View: Appendix IV

Plant Bowen Client: Southern Company Data: Bowen AP-1

	BGWC-35D	BGWC-36D	BGWC-37D	BGWC-38D	BGWC-39	BGWC-40
10/17/2018		1.24				
10/22/2018	1.54					
4/2/2019		2.81				
4/4/2019	2.37					
9/26/2019	3.09					
9/27/2019		1.66				
2/25/2020	4.16		2.87			
2/26/2020		1.76				
2/27/2020				5.89	1.03 (U)	
2/28/2020						0.649 (U)
3/23/2020		2.75				
3/24/2020			2.8	5.9	1.35	
3/25/2020	2.81					0.848 (U)
9/2/2020				5.91		
9/25/2020	2.15		3.29			
9/28/2020		1.59				
9/29/2020					1.71	0.441 (U)
2/22/2021	2.03		1.73		1.65	1.31 (U)
3/8/2021		2.09				
3/9/2021				3.34		
3/25/2021		2.43				
3/26/2021	2.4		3.15			
3/29/2021				3.54		
3/30/2021						0.826 (U)
3/31/2021					0.251 (U)	
8/19/2021				4.63		
8/20/2021	2.53		3.01			
8/23/2021		0.857 (U)				
8/24/2021					0.432 (U)	0.21 (U)
2/14/2022		1.43		4.6		
2/16/2022					0.799	0.473 (U)
2/17/2022	1.88		2.41			
7/28/2022	2.71		2.92			0.656 (U)
7/29/2022		1.47 (U)				
8/2/2022				3.64	0.93 (U)	
Mean	2.515	1.826	2.773	4.681	1.019	0.6766
Std. Dev.	0.7013	0.6253	0.4953	1.112	0.5313	0.3314
Upper Lim.	3.1	2.347	3.297	5.91	1.582	1.028
Lower Lim.	1.931	1.305	2.248	3.34	0.4558	0.3254

Confidence Interval

Constituent: Combined Radium 226 + 228 (pCi/L) Analysis Run 4/18/2023 12:41 PM View: Appendix IV

Plant Bowen Client: Southern Company Data: Bowen AP-1

	BGWC-41D	BGWC-42D	BGWC-43D	BGWC-44D	BGWC-49D	BGWC-50D
9/2/2020	1.31 (U)					
9/3/2020		1.05 (U)	1.9	0.982 (U)		
2/18/2021				1.34		
2/22/2021	1.91	0.578 (U)				
3/8/2021			1.34			
3/29/2021			1.62 (U)			
3/31/2021	1			0.517 (U)		
4/1/2021		0.461 (U)				
4/19/2021					2.45	1.01 (U)
8/18/2021				0.886 (U)		0.99 (U)
8/20/2021		1.38				
8/23/2021			1.93			
8/24/2021	0.918 (U)				3.66	
2/9/2022				1.52		1.4
2/15/2022	0.765 (U)		0.96 (U)			
2/17/2022		0.51 (U)			2.41	
7/26/2022				0.818 (U)		1 (U)
7/28/2022		0.503 (U)				
7/29/2022	1.6					
8/1/2022			1.38		2.36	
Mean	1.251	0.747	1.522	1.011	2.72	1.1
Std. Dev.	0.4404	0.3791	0.371	0.3647	0.6277	0.2002
Upper Lim.	1.855	1.38	2.031	1.512	3.66	1.4
Lower Lim.	0.6455	0.461	1.012	0.5095	2.36	0.99

Confidence Interval

Constituent: Combined Radium 226 + 228 (pCi/L) Analysis Run 4/18/2023 12:41 PM View: Appendix IV

Plant Bowen Client: Southern Company Data: Bowen AP-1

	BGWC-51	BGWC-52	BGWC-7	BGWC-8	BGWC-9
6/6/2016					0.488
6/7/2016				0.0507 (U)	
6/8/2016			0.854		
8/10/2016				0.862 (U)	
8/11/2016			1.24		0.639 (U)
10/4/2016				0.48 (U)	
10/5/2016					0.945 (U)
10/6/2016			2.43		
12/2/2016				0.219 (U)	
12/5/2016					2.2
12/6/2016			0.958 (U)		
2/14/2017				0.636 (U)	
2/15/2017			1.18		0.74 (U)
4/14/2017				0.13 (U)	
4/17/2017					0.764 (U)
4/18/2017			1.26		
5/26/2017				0.349 (U)	0.245 (U)
6/2/2017			1.24 (U)		
7/10/2017				0.565 (U)	
7/11/2017					0.502 (U)
7/14/2017			1.55		
3/26/2018				0.303 (U)	
3/27/2018			2.15		0.745 (U)
6/12/2018				0.494 (U)	0.319 (U)
6/13/2018			1.95		
10/16/2018				0.633 (U)	
10/17/2018					0.319 (U)
10/18/2018			1.1		
2/25/2019				1.03 (U)	
2/28/2019			1.38		
4/1/2019				0.474 (U)	0.225 (U)
4/2/2019			1.57		
9/24/2019			1.85	1.69	1.65
2/19/2020				1.02 (U)	
2/20/2020					0.921 (U)
2/21/2020			2.02		
3/18/2020				0.987 (U)	
3/19/2020			1.18 (U)		1.94
9/23/2020				0.25 (U)	
9/24/2020					0.9 (U)
9/25/2020			1.64		
1/28/2021	0.444 (U)	1.59			
2/16/2021				0.709 (U)	
2/17/2021					0.692 (U)
2/18/2021			1.09		
2/23/2021	0.589 (U)	0.567 (U)			
3/24/2021				0.808 (U)	0.554 (U)
3/30/2021	0.852 (U)	1.66 (U)	1.41 (U)		
8/18/2021				0.192 (U)	0.458 (U)
8/19/2021			0.952 (U)		
8/23/2021	0.558 (U)	0.785 (U)			
2/10/2022				0.813	0.86

Confidence Interval

Constituent: Combined Radium 226 + 228 (pCi/L) Analysis Run 4/18/2023 12:41 PM View: Appendix IV

Plant Bowen Client: Southern Company Data: Bowen AP-1

	BGWC-51	BGWC-52	BGWC-7	BGWC-8	BGWC-9
2/11/2022			1.26		
2/14/2022	0.487 (U)	0.224 (U)			
7/26/2022				0.523 (U)	0.866 (U)
7/28/2022		1.02 (U)	1.22 (U)		
8/1/2022	0.642 (U)				
Mean	0.5953	0.9743	1.431	0.6008	0.8082
Std. Dev.	0.1443	0.5685	0.4198	0.3797	0.5265
Upper Lim.	0.7936	1.755	1.656	0.8046	1.017
Lower Lim.	0.3971	0.1934	1.206	0.397	0.5059

Confidence Interval

Constituent: Fluoride (mg/L) Analysis Run 4/18/2023 12:41 PM View: Appendix IV

Plant Bowen Client: Southern Company Data: Bowen AP-1

	BGWA-6	BGWC-10	BGWC-12	BGWC-14A	BGWC-16	BGWC-17
6/6/2016	<0.1					
6/7/2016		0.09 (J)	<0.1		<0.1	0.15 (J)
8/10/2016	0.04 (J)					
8/11/2016					0.12 (J)	0.3 (J)
8/12/2016			0.08 (J)			
8/16/2016		0.09 (J)				
10/4/2016	0.06 (J)					
10/6/2016			0.06 (J)			
10/7/2016		0.17 (J)			0.08 (J)	0.14 (J)
12/1/2016	0.09 (J)					
12/5/2016			0.12 (J)			
12/6/2016		0.16 (J)			0.24 (J)	0.19 (J)
2/14/2017	<0.1					
2/15/2017			0.33			
2/16/2017		0.38			0.31	0.51
4/13/2017	0.04 (J)					
4/18/2017		0.12 (J)	0.006 (J)		0.02 (J)	
4/19/2017						0.18 (J)
5/25/2017	0.02 (J)					
5/30/2017					0.51	0.15 (J)
6/2/2017		0.03 (J)	0.04 (J)			
7/7/2017	0.12 (J)					
7/12/2017		0.15 (J)				
7/13/2017			0.17 (J)			
7/14/2017					0.14 (J)	0.16 (J)
10/9/2017	<0.1					
10/10/2017			0.08 (J)			
10/11/2017		0.07 (J)			0.29 (J)	0.64
3/27/2018		<0.1			<0.1	0.33
3/28/2018			<0.1			
6/12/2018					0.061 (J)	
6/14/2018		0.046 (J)	<0.1			0.11 (J)
10/16/2018	<0.1					
10/17/2018			<0.1			<0.3
10/18/2018		<0.1			<0.1	
2/25/2019					0.13 (J)	
2/27/2019						0.26 (J)
2/28/2019		0.14 (J)	0.18 (J)			
4/1/2019			0.065 (J)			
4/2/2019	<0.1	0.044 (J)			0.23 (J)	0.14 (J)
9/23/2019	<0.1					
9/25/2019		0.075 (J)	0.13 (J)			
9/26/2019					<0.1	0.071 (J)
2/18/2020	<0.1					
2/20/2020		<0.1			<0.1	
2/24/2020			0.051 (J)			0.11 (J)
3/19/2020	<0.1		<0.1		0.052 (J)	0.12 (J)
3/23/2020		<0.1				
5/22/2020				0.065 (J)		
6/23/2020				<0.1		
7/28/2020				<0.1		
9/2/2020				0.061 (J)		

ND substitution: RL or RL/2 if <15% NDs.

Confidence Interval

Constituent: Fluoride (mg/L) Analysis Run 4/18/2023 12:41 PM View: Appendix IV

Plant Bowen Client: Southern Company Data: Bowen AP-1

	BGWA-6	BGWC-10	BGWC-12	BGWC-14A	BGWC-16	BGWC-17
9/23/2020	<0.1					
9/24/2020		<0.1			0.059 (J)	0.12
9/25/2020			<0.1			
10/1/2020				<0.1		
11/10/2020				<0.1		
12/15/2020				0.052		
1/20/2021				<0.1		
2/18/2021	<0.1	<0.1		0.055 (J)	0.064 (J)	0.1
2/19/2021			<0.1			
3/24/2021			<0.1	<0.1	0.053 (J)	0.11
3/30/2021		<0.1				
3/31/2021	<0.1					
8/16/2021	<0.1					
8/18/2021		<0.1	<0.1	<0.1	<0.1	
8/19/2021						0.097 (J)
2/9/2022	<0.1			<0.1		
2/11/2022		<0.1	<0.1		0.056 (J)	0.1
7/26/2022	0.052 (J)			0.082 (J)		
7/27/2022			0.081 (J)		0.091 (J)	0.13
7/28/2022		0.064 (J)				
Mean	0.0861	0.11	0.104	0.08577	0.135	0.1899
Std. Dev.	0.02728	0.06845	0.06177	0.01993	0.1123	0.1388
Upper Lim.	0.1	0.1031	0.12	0.1	0.1576	0.2131
Lower Lim.	0.06	0.05459	0.08	0.055	0.06366	0.1207

ND substitution: RL or RL/2 if <15% NDs.

Confidence Interval

Constituent: Fluoride (mg/L) Analysis Run 4/18/2023 12:41 PM View: Appendix IV

Plant Bowen Client: Southern Company Data: Bowen AP-1

	BGWC-18	BGWC-19	BGWC-20	BGWC-21	BGWC-22	BGWC-23
6/8/2016	0.1 (J)	<0.1	0.09 (J)	<0.1	0.43	
6/9/2016						0.12 (J)
8/12/2016	0.39	0.2 (J)	0.04 (J)			
8/18/2016				0.09 (J)	0.3 (J)	0.08 (J)
10/7/2016	0.16 (J)	0.07 (J)				
10/10/2016			0.06 (J)	0.04 (J)	0.32	0.09 (J)
12/6/2016	0.32					
12/7/2016		0.09 (J)	0.07 (J)			0.08 (J)
12/8/2016				0.08 (J)	0.26 (J)	
2/16/2017	0.38	0.6				
2/17/2017			0.06 (J)	0.08 (J)	0.39	
2/20/2017						0.09 (J)
4/19/2017	0.08 (J)	0.09 (J)	0.005 (J)	0.04 (J)		0.03 (J)
4/20/2017					0.34	
6/1/2017	0.09 (J)	0.05 (J)	0.65	0.03 (J)		
6/5/2017					0.29 (J)	<0.1
7/14/2017	0.06 (J)	0.08 (J)				
7/17/2017						0.09 (J)
7/18/2017			0.36	0.08 (J)		
7/19/2017					0.33	
10/11/2017	0.14 (J)	0.11 (J)	<0.1			0.09 (J)
10/12/2017				0.12 (J)	0.31	
3/27/2018	<0.1	<0.1				
3/28/2018			<0.1	<0.1		
3/29/2018					0.58	<0.1
6/13/2018			0.038 (J)			0.71
6/14/2018	0.095 (J)			<0.1	0.15 (J)	
6/15/2018		0.07 (J)				
10/18/2018	0.054 (J)					
10/19/2018		0.17 (J)		<0.1		
10/22/2018			<0.1		0.78	0.81
2/27/2019	<0.1		0.13 (J)			
3/1/2019		0.14 (J)			0.34	0.38
4/2/2019	0.044 (J)					
4/3/2019		0.051 (J)	0.072 (J)	0.032 (J)	0.23 (J)	0.1 (J)
5/2/2019					1.4	
9/26/2019	0.052 (J)	<0.1	<0.1			
9/27/2019					1	0.54
9/30/2019				0.066 (J)		
2/24/2020	<0.1	0.05 (J)	<0.1			
2/25/2020					0.24 (J)	0.066 (J)
2/26/2020				<0.1		
3/20/2020	<0.1	<0.1		<0.1	0.23 (J)	
3/23/2020			<0.1			0.056 (J)
9/24/2020	0.058 (J)			<0.1	0.24	0.062 (J)
9/28/2020		<0.1	<0.1			
2/18/2021	<0.1	<0.1	<0.1			
2/19/2021				<0.1	0.2	<0.1
3/24/2021	<0.1					
3/26/2021		0.053 (J)				0.054 (J)
3/29/2021			<0.1	<0.1	0.22	
7/19/2021					0.24	0.065 (J)

ND substitution: RL or RL/2 if <15% NDs.

Confidence Interval

Constituent: Fluoride (mg/L) Analysis Run 4/18/2023 12:41 PM View: Appendix IV

Plant Bowen Client: Southern Company Data: Bowen AP-1

	BGWC-18	BGWC-19	BGWC-20	BGWC-21	BGWC-22	BGWC-23
8/19/2021	<0.1					
8/20/2021		<0.1	<0.1	<0.1		
8/23/2021					0.23	<0.1
11/1/2021					0.25	0.068 (J)
2/14/2022						<0.1
2/15/2022					0.24	
2/16/2022	<0.1	<0.1	<0.1	<0.1		
7/27/2022	0.081 (J)	0.071 (J)	0.062 (J)			
7/28/2022				<0.1		
8/1/2022						0.07 (J)
8/2/2022					0.19	
Mean	0.1263	0.1172	0.119	0.08445	0.3742	0.166
Std. Dev.	0.09818	0.1113	0.1324	0.02606	0.2814	0.2097
Upper Lim.	0.14	0.11	0.13	0.1	0.34	0.1
Lower Lim.	0.08	0.07	0.062	0.066	0.23	0.068

ND substitution: RL or RL/2 if <15% NDs.

Confidence Interval

Constituent: Fluoride (mg/L) Analysis Run 4/18/2023 12:41 PM View: Appendix IV

Plant Bowen Client: Southern Company Data: Bowen AP-1

	BGWC-24	BGWC-25	BGWC-30	BGWC-32	BGWC-34D	BGWC-35D
6/8/2016		0.14 (J)				
6/9/2016	<0.1					
8/15/2016		0.08 (J)				
8/18/2016	0.24 (J)					
10/10/2016	0.3	0.1 (J)				
12/7/2016	0.05 (J)					
12/8/2016		0.06 (J)				
1/23/2017			0.06 (J)			
2/7/2017			0.09 (J)			
2/20/2017	0.65	0.16 (J)				
3/27/2017			0.09 (J)			
4/17/2017			0.36			
4/19/2017	0.21 (J)					
4/20/2017		0.02 (J)				
5/22/2017			0.05 (J)			
6/1/2017		0.04 (J)				
6/5/2017	0.05 (J)		0.32			
7/11/2017			0.13 (J)			
7/17/2017	2.5	0.07 (J)				
8/23/2017			0.17 (J)			
10/10/2017			0.35			
10/11/2017	1.8	0.11 (J)				
3/26/2018			0.75			
3/28/2018		<0.1				
3/29/2018	2					
6/13/2018	3.1					
6/14/2018		<0.1				
6/15/2018			0.51			
10/19/2018					<0.1	
10/22/2018	3.1	<0.1	0.44	0.65		0.91
3/1/2019	1	0.12 (J)	0.24 (J)			
4/2/2019			0.68			
4/3/2019	3					
4/4/2019		<0.1			0.035 (J)	0.26 (J)
4/5/2019				0.66		
5/3/2019				1.3		
9/24/2019					<0.1	
9/26/2019				0.15 (J)		0.11 (J)
9/27/2019			0.13 (J)			
9/30/2019	1.2	0.065 (J)				
11/15/2019				0.51		
2/25/2020						0.14 (J)
2/26/2020	0.064 (J)	<0.1	0.057 (J)			
2/27/2020				0.13 (J)	<0.1	
3/23/2020			0.054 (J)			
3/24/2020		<0.1		0.13 (J)	<0.1	
3/25/2020	0.056 (J)					0.17 (J)
9/25/2020	0.054 (J)		<0.1	0.097 (J)		0.17
9/28/2020		<0.1			<0.1	
2/19/2021	0.14				<0.1	
2/22/2021						0.21
2/23/2021		<0.1		0.13		

ND substitution: RL or RL/2 if <15% NDs.

Confidence Interval

Constituent: Fluoride (mg/L) Analysis Run 4/18/2023 12:41 PM View: Appendix IV

Plant Bowen Client: Southern Company Data: Bowen AP-1

	BGWC-24	BGWC-25	BGWC-30	BGWC-32	BGWC-34D	BGWC-35D
3/8/2021			<0.1			
3/25/2021			<0.1			
3/26/2021	0.095 (J)	<0.1				0.13
3/30/2021				0.14	<0.1	
7/19/2021	0.13					
7/20/2021			<0.1			
8/19/2021		<0.1	<0.1			
8/20/2021						0.22
8/23/2021	0.12					
8/24/2021					<0.1	
8/25/2021				0.15		
11/1/2021	0.15		0.055 (J)			
2/14/2022			0.075 (J)			
2/15/2022	<0.1					
2/16/2022		<0.1		0.13	<0.1	
2/17/2022						0.21
7/27/2022		0.051 (J)				
7/28/2022					0.053 (J)	0.23
7/29/2022				0.16		
8/1/2022			0.09 (J)			
8/2/2022	0.097 (J)					
10/21/2022	0.14 (R)					
Mean	0.7825	0.092	0.208	0.3336	0.08982	0.2509
Std. Dev.	1.077	0.03071	0.2007	0.3569	0.02301	0.2234
Upper Lim.	1.2	0.09163	0.1936	0.66	0.1	0.26
Lower Lim.	0.064	0.05483	0.07687	0.13	0.053	0.13

ND substitution: RL or RL/2 if <15% NDs.

Confidence Interval

Constituent: Fluoride (mg/L) Analysis Run 4/18/2023 12:41 PM View: Appendix IV

Plant Bowen Client: Southern Company Data: Bowen AP-1

	BGWC-36D	BGWC-37D	BGWC-38D	BGWC-39	BGWC-40	BGWC-41D
10/17/2018	<0.3					
4/2/2019	0.44					
9/27/2019	0.26 (J)					
12/13/2019				0.16 (J)		
12/16/2019					0.13 (J)	
2/25/2020		0.57				
2/26/2020	0.13 (J)					
2/27/2020			0.55	0.071 (J)		
2/28/2020					0.062 (J)	
3/23/2020	0.13 (J)					
3/24/2020		0.43	0.61	0.06 (J)		
3/25/2020					<0.1	
5/4/2020						<0.1
9/2/2020			0.47			0.088 (J)
9/25/2020		0.34				
9/28/2020	0.1					
9/29/2020				<0.1	<0.1	
2/22/2021		0.3		0.095 (J)	<0.1	0.099 (J)
3/8/2021	0.14					
3/9/2021			0.67			
3/25/2021	0.12					
3/26/2021		0.27				
3/29/2021			0.73			
3/30/2021					0.06 (J)	
3/31/2021				0.08 (J)		0.077 (J)
8/19/2021			0.4			
8/20/2021		0.18				
8/23/2021	0.11					
8/24/2021				0.18	0.076 (J)	0.11
11/1/2021			0.32			
2/14/2022	0.12		0.34			
2/15/2022						0.07 (J)
2/16/2022				0.11	0.068 (J)	
2/17/2022		0.16				
7/28/2022		0.19			0.092 (J)	
7/29/2022	0.14					0.1
8/2/2022			0.46	0.12		
Mean	0.1673	0.305	0.5056	0.1029	0.08756	0.08486
Std. Dev.	0.09991	0.1405	0.1443	0.04443	0.02295	0.02069
Upper Lim.	0.26	0.4539	0.6449	0.1458	0.09873	0.1094
Lower Lim.	0.11	0.1561	0.3662	0.05999	0.05745	0.06028

ND substitution: RL or RL/2 if <15% NDs.

Confidence Interval

Constituent: Fluoride (mg/L) Analysis Run 4/18/2023 12:41 PM View: Appendix IV

Plant Bowen Client: Southern Company Data: Bowen AP-1

	BGWC-42D	BGWC-43D	BGWC-44D	BGWC-49D	BGWC-50D	BGWC-51
5/4/2020		0.93	<0.1			
5/11/2020	0.34					
5/20/2020	0.4	0.78				
9/3/2020	0.5	0.87	<0.1			
1/28/2021						0.17
2/18/2021			0.16			
2/22/2021	0.69					
2/23/2021						0.087 (J)
3/8/2021		0.9				
3/29/2021		1				
3/30/2021						0.11
3/31/2021			0.088 (J)			
4/1/2021	0.72					
4/19/2021				0.055 (J)	0.078 (J)	
7/20/2021		1.2				
8/18/2021			<0.1		<0.1	
8/20/2021	0.56					
8/23/2021		1.2				0.084 (J)
8/24/2021				<0.1		
2/9/2022			0.11		0.08 (J)	
2/14/2022						0.13
2/15/2022		0.89				
2/17/2022	0.61			<0.1		
7/26/2022			<0.1		0.12	
7/28/2022	0.55					
8/1/2022		0.86		0.087 (J)		0.16
Mean	0.5463	0.9589	0.1083	0.0855	0.0945	0.1235
Std. Dev.	0.1316	0.1486	0.02368	0.02124	0.01969	0.03636
Upper Lim.	0.6857	1.099	0.16	0.1073	0.1296	0.1735
Lower Lim.	0.4068	0.8194	0.088	0.03467	0.0489	0.07355

ND substitution: RL or RL/2 if <15% NDs.

Confidence Interval

Constituent: Fluoride (mg/L) Analysis Run 4/18/2023 12:41 PM View: Appendix IV

Plant Bowen Client: Southern Company Data: Bowen AP-1

	BGWC-52	BGWC-7	BGWC-8	BGWC-9
6/6/2016				0.12 (J)
6/7/2016			<0.1	
6/8/2016		0.19 (J)		
8/10/2016			0.07 (J)	
8/11/2016		0.15 (J)		0.27 (J)
10/4/2016			0.07 (J)	
10/5/2016				0.12 (J)
10/6/2016		0.17 (J)		
12/2/2016			0.09 (J)	
12/5/2016				0.26 (J)
12/6/2016		0.22 (J)		
2/14/2017			0.02 (J)	
2/15/2017		0.18 (J)		0.46
4/14/2017			0.02 (J)	
4/17/2017				0.14 (J)
4/18/2017		0.11 (J)		
5/26/2017			0.02 (J)	0.13 (J)
6/2/2017		0.07 (J)		
7/10/2017			0.03 (J)	
7/11/2017				0.2 (J)
7/14/2017		0.23 (J)		
10/10/2017			<0.1	0.61
10/11/2017		0.1 (J)		
3/26/2018			<0.1	
3/27/2018		<0.3		0.36
6/12/2018			0.061 (J)	0.13 (J)
6/13/2018		0.25 (J)		
10/16/2018			<0.1	
10/17/2018				0.13 (J)
10/18/2018		0.047 (J)		
2/25/2019			<0.1	
2/28/2019		0.23 (J)		
4/1/2019			<0.1	0.33
4/2/2019		0.22 (J)		
9/24/2019		0.12 (J)	<0.1	0.096 (J)
2/19/2020			<0.1	
2/20/2020				0.063 (J)
2/21/2020		0.12 (J)		
3/18/2020			<0.1	
3/19/2020		0.12 (J)		0.074 (J)
9/23/2020			<0.1	
9/24/2020				0.091 (J)
9/25/2020		0.11		
1/28/2021	0.1			
2/16/2021			<0.1	
2/17/2021				0.086 (J)
2/18/2021		0.13		
2/23/2021	0.073 (J)			
3/24/2021			<0.1	0.075 (J)
3/30/2021	0.12	0.18		
8/18/2021			<0.1	0.073 (J)
8/19/2021		0.12		

ND substitution: RL or RL/2 if <15% NDs.

Confidence Interval

Constituent: Fluoride (mg/L) Analysis Run 4/18/2023 12:41 PM View: Appendix IV

Plant Bowen Client: Southern Company Data: Bowen AP-1

	BGWC-52	BGWC-7	BGWC-8	BGWC-9
8/23/2021	0.093 (J)			
2/10/2022			<0.1	0.071 (J)
2/11/2022		0.12		
2/14/2022	0.1			
7/26/2022			0.067 (J)	0.11
7/28/2022	0.14	0.16		
Mean	0.1043	0.152	0.08035	0.1818
Std. Dev.	0.02309	0.05394	0.02994	0.1443
Upper Lim.	0.1361	0.1803	0.1	0.2054
Lower Lim.	0.07262	0.1238	0.067	0.1011

ND substitution: RL or RL/2 if <15% NDs.

Confidence Interval

Constituent: Lead (mg/L) Analysis Run 4/18/2023 12:41 PM View: Appendix IV

Plant Bowen Client: Southern Company Data: Bowen AP-1

	BGWA-6	BGWC-10	BGWC-12	BGWC-14A	BGWC-16	BGWC-17
6/6/2016	<0.001					
6/7/2016		<0.001	<0.001		<0.001	<0.001
8/10/2016	<0.001					
8/11/2016					<0.001	<0.001
8/12/2016			0.0001 (J)			
8/16/2016		<0.001				
10/4/2016	<0.001					
10/6/2016			0.0002 (J)			
10/7/2016		<0.001			<0.001	<0.001
12/1/2016	<0.001					
12/5/2016			0.0003 (J)			
12/6/2016		<0.001			<0.001	<0.001
2/14/2017	<0.001					
2/15/2017			<0.001			
2/16/2017		<0.001			<0.001	<0.001
4/13/2017	<0.001					
4/18/2017		<0.001	<0.001		<0.001	
4/19/2017						<0.001
5/25/2017	<0.001					
5/30/2017					0.0001 (J)	<0.001
6/2/2017		<0.001	0.0001 (J)			
7/7/2017	<0.001					
7/12/2017		<0.001				
7/13/2017			0.0001 (J)			
7/14/2017					0.0002 (J)	<0.001
3/27/2018		<0.001			<0.001	<0.001
3/28/2018			<0.001			
2/25/2019					<0.001	
2/27/2019						<0.001
2/28/2019		<0.001	<0.001			
4/1/2019			<0.001			
4/2/2019	7E-05 (J)	<0.001			<0.001	<0.001
9/23/2019	<0.001					
9/25/2019		0.00019 (J)	0.00063 (J)			
9/26/2019					0.00034 (J)	<0.001
2/18/2020	<0.001					
2/20/2020		0.00014 (J)			0.00014 (J)	
2/24/2020			<0.001			7.9E-05 (J)
3/19/2020	<0.001		<0.001		0.00013 (J)	<0.001
3/23/2020		<0.001				
5/22/2020				7.3E-05 (J)		
6/23/2020				<0.001		
7/28/2020				<0.001		
9/2/2020				<0.001		
9/23/2020	6.4E-05 (J)					
9/24/2020		<0.001			0.00021 (J)	<0.001
9/25/2020			<0.001			
10/1/2020				6.2E-05 (J)		
11/10/2020				0.00011 (J)		
12/15/2020				5.6E-05 (J)		
1/20/2021				<0.001		
2/18/2021	5.7E-05 (J)	<0.001		<0.001	0.00013 (J)	<0.001

ND substitution: RL or RL/2 if <15% NDs.

Confidence Interval

Constituent: Lead (mg/L) Analysis Run 4/18/2023 12:41 PM View: Appendix IV

Plant Bowen Client: Southern Company Data: Bowen AP-1

	BGWA-6	BGWC-10	BGWC-12	BGWC-14A	BGWC-16	BGWC-17
2/19/2021			8.7E-05 (J)			
3/24/2021			0.00013 (J)	<0.001	8E-05 (J)	<0.001
3/30/2021		<0.001				
3/31/2021	0.00016 (J)					
8/16/2021	<0.001					
8/18/2021		<0.001	<0.001	<0.001	<0.001	
8/19/2021						<0.001
2/9/2022	<0.001			<0.001		
2/11/2022		<0.001	<0.001		<0.001	<0.001
7/26/2022	<0.001			<0.001		
7/27/2022			<0.001		<0.001	<0.001
7/28/2022		<0.001				
Mean	0.0007973	0.0009165	0.0006824	0.0007155	0.0006665	0.000954
Std. Dev.	0.0003908	0.0002571	0.0004148	0.0004444	0.0004221	0.0002059
Upper Lim.	0.001	0.001	0.001	0.001	0.001	0.001
Lower Lim.	0.00016	0.00019	0.00013	6.2E-05	0.00014	7.9E-05

ND substitution: RL or RL/2 if <15% NDs.

Confidence Interval

Constituent: Lead (mg/L) Analysis Run 4/18/2023 12:41 PM View: Appendix IV

Plant Bowen Client: Southern Company Data: Bowen AP-1

	BGWC-18	BGWC-19	BGWC-20	BGWC-21	BGWC-22	BGWC-23
6/8/2016	<0.001	<0.001	<0.001	<0.001	<0.001	
6/9/2016						<0.001
8/12/2016	0.0001 (J)	<0.001	<0.001			
8/18/2016				<0.001	<0.001	<0.001
10/7/2016	<0.001	<0.001				
10/10/2016			<0.001	<0.001	<0.001	<0.001
12/6/2016	0.0001 (J)					
12/7/2016		<0.001	<0.001			<0.001
12/8/2016				<0.001	<0.001	
2/16/2017	0.0002 (J)	<0.001				
2/17/2017			<0.001	<0.001	<0.001	
2/20/2017						<0.001
4/19/2017	0.0001 (J)	0.0006 (J)	<0.001	<0.001		<0.001
4/20/2017					<0.001	
6/1/2017	9E-05 (J)	<0.001	0.0001 (J)	<0.001		
6/5/2017					<0.001	<0.001
7/14/2017	0.0001 (J)	<0.001				
7/17/2017						<0.001
7/18/2017			<0.001	<0.001		
7/19/2017					<0.001	
3/27/2018	<0.001	<0.001				
3/28/2018			<0.001	<0.001		
3/29/2018					<0.001	<0.001
2/27/2019	<0.001		<0.001			
3/1/2019		<0.001			0.00033 (J)	<0.001
4/2/2019	8.1E-05 (J)					
4/3/2019		<0.001	<0.001	6.8E-05 (J)	<0.001	<0.001
9/26/2019	<0.001	<0.001	<0.001			
9/27/2019					5.4E-05 (J)	<0.001
9/30/2019				7.3E-05 (J)		
2/24/2020	<0.001	<0.001	<0.001			
2/25/2020					<0.001	<0.001
2/26/2020				5.3E-05 (J)		
3/20/2020	<0.001	<0.001		6E-05 (J)	<0.001	
3/23/2020			<0.001			<0.001
9/24/2020	<0.001			5E-05 (J)	0.00014 (J)	0.00014 (J)
9/28/2020		3.8E-05 (J)	8.3E-05 (J)			
2/18/2021	<0.001	<0.001	<0.001			
2/19/2021				8.7E-05 (J)	0.00011 (J)	<0.001
3/24/2021	<0.001					
3/26/2021		<0.001				0.00031 (J)
3/29/2021			<0.001	9.4E-05 (J)	6.1E-05 (J)	
8/19/2021	<0.001					
8/20/2021		<0.001	<0.001	<0.001		
8/23/2021					<0.001	<0.001
2/14/2022						<0.001
2/15/2022					<0.001	
2/16/2022	<0.001	<0.001	<0.001	<0.001		
7/27/2022	<0.001	<0.001	<0.001			
7/28/2022				<0.001		
8/1/2022						<0.001
8/2/2022					<0.001	

ND substitution: RL or RL/2 if <15% NDs.

Confidence Interval

Constituent: Lead (mg/L) Analysis Run 4/18/2023 12:41 PM View: Appendix IV

Plant Bowen Client: Southern Company Data: Bowen AP-1

	BGWC-18	BGWC-19	BGWC-20	BGWC-21	BGWC-22	BGWC-23
Mean	0.0006886	0.0009319	0.0009092	0.0006571	0.0007848	0.0009225
Std. Dev.	0.000436	0.0002286	0.0002796	0.0004614	0.000386	0.0002401
Upper Lim.	0.001	0.001	0.001	0.001	0.001	0.001
Lower Lim.	0.0001	0.0006	0.0001	6.8E-05	0.00033	0.00031

Confidence Interval

Constituent: Lead (mg/L) Analysis Run 4/18/2023 12:41 PM View: Appendix IV

Plant Bowen Client: Southern Company Data: Bowen AP-1

	BGWC-24	BGWC-25	BGWC-30	BGWC-31	BGWC-32	BGWC-34D
6/8/2016		<0.001				
6/9/2016	0.00059 (J)					
8/15/2016		0.0005 (J)				
8/18/2016	<0.001					
10/10/2016	<0.001	<0.001				
12/7/2016	<0.001					
12/8/2016		0.0006 (J)				
1/23/2017			0.0003 (J)			
2/7/2017			0.0002 (J)			
2/20/2017	<0.001	0.0004 (J)				
3/27/2017			8E-05 (J)			
4/17/2017			<0.001			
4/19/2017	<0.001					
4/20/2017		0.0002 (J)				
5/22/2017			<0.001			
6/1/2017		7E-05 (J)				
6/5/2017	7E-05 (J)		<0.001			
7/11/2017			8E-05 (J)			
7/17/2017	<0.001	<0.001				
8/23/2017			<0.001			
3/26/2018			<0.001			
3/28/2018		<0.001				
3/29/2018	<0.001					
3/1/2019	<0.001	<0.001	<0.001			
4/2/2019			<0.001			
4/3/2019	<0.001					
4/4/2019		<0.001		0.00065 (J)		5.4E-05 (J)
4/5/2019					<0.001	
9/24/2019				0.0004 (J)		<0.001
9/26/2019					<0.001	
9/27/2019			0.00018 (J)			
9/30/2019	<0.001	<0.001				
2/26/2020	<0.001	<0.001	0.00035 (J)	7.6E-05 (J)		
2/27/2020					<0.001	<0.001
3/23/2020			0.00011 (J)	0.00028 (J)		
3/24/2020		<0.001			<0.001	<0.001
3/25/2020	5.4E-05 (J)					
9/25/2020	0.0001 (J)		0.00016 (J)		0.00011 (J)	
9/28/2020		5.1E-05 (J)		0.0013 (J)		<0.001
2/19/2021	4.3E-05 (J)					<0.001
2/22/2021				0.00045 (J)		
2/23/2021		7.4E-05 (J)			7.2E-05 (J)	
3/8/2021			0.00018 (J)			
3/25/2021			0.00015 (J)			
3/26/2021	7.1E-05 (J)	0.00013 (J)				
3/29/2021				0.00061 (J)		
3/30/2021					<0.001	<0.001
8/19/2021		<0.001	<0.001			
8/20/2021				<0.001		
8/23/2021	<0.001					
8/24/2021						<0.001
8/25/2021					<0.001	

ND substitution: RL or RL/2 if <15% NDs.

Confidence Interval

Constituent: Lead (mg/L) Analysis Run 4/18/2023 12:41 PM View: Appendix IV

Plant Bowen Client: Southern Company Data: Bowen AP-1

	BGWC-24	BGWC-25	BGWC-30	BGWC-31	BGWC-32	BGWC-34D
2/14/2022			<0.001			
2/15/2022	<0.001					
2/16/2022		<0.001		<0.001	<0.001	<0.001
7/27/2022		<0.001				
7/28/2022				<0.001		<0.001
7/29/2022					<0.001	
8/1/2022			<0.001			
8/2/2022	<0.001					
10/21/2022	<0.001 (R)					
Mean	0.0007585	0.0007013	0.0005895	0.0006766	0.0008182	0.0009054
Std. Dev.	0.0004057	0.0003977	0.0004255	0.0003878	0.0003834	0.0002992
Upper Lim.	0.001	0.001	0.001	0.0007894	0.001	0.001
Lower Lim.	0.0001	0.0002	0.00016	0.0002104	0.00011	0.001

ND substitution: RL or RL/2 if <15% NDs.

Confidence Interval

Constituent: Lead (mg/L) Analysis Run 4/18/2023 12:41 PM View: Appendix IV

Plant Bowen Client: Southern Company Data: Bowen AP-1

	BGWC-35D	BGWC-36D	BGWC-37D	BGWC-38D	BGWC-39	BGWC-40
4/2/2019		0.00067 (J)				
4/4/2019	0.00023 (J)					
9/26/2019	6.9E-05 (J)					
9/27/2019		0.0005 (J)				
2/25/2020	0.00025 (J)		0.00011 (J)			
2/26/2020		0.00033 (J)				
2/27/2020				0.00025 (J)	<0.001	
2/28/2020						0.00014 (J)
3/23/2020		0.00014 (J)				
3/24/2020			7.3E-05 (J)	0.00016 (J)	0.0001 (J)	
3/25/2020	0.00018 (J)					0.00017 (J)
9/2/2020				0.00022 (J)		
9/25/2020	0.00037 (J)		0.00029 (J)			
9/28/2020		0.00017 (J)				
9/29/2020					<0.001	0.00024 (J)
2/22/2021	0.00011 (J)		8.2E-05 (J)		<0.001	0.00014 (J)
3/8/2021		0.00011 (J)				
3/9/2021				<0.001		
3/25/2021		<0.001				
3/26/2021	<0.001		<0.001			
3/29/2021				<0.001		
3/30/2021						0.00018 (J)
3/31/2021					<0.001	
8/19/2021				<0.001		
8/20/2021	<0.001		<0.001			
8/23/2021		<0.001				
8/24/2021					<0.001	<0.001
2/14/2022		<0.001		<0.001		
2/16/2022					<0.001	<0.001
2/17/2022	<0.001		<0.001			
7/28/2022	<0.001		<0.001			<0.001
7/29/2022		<0.001				
8/2/2022				<0.001	<0.001	
Mean	0.0005209	0.000592	0.0005694	0.0007038	0.0008875	0.0004838
Std. Dev.	0.0004201	0.0003893	0.0004652	0.0004096	0.0003182	0.0004286
Upper Lim.	0.0002864	0.001	0.001	0.001	0.001	0.001
Lower Lim.	0.0001099	0.00014	7.3E-05	0.00016	0.0001	0.00014

ND substitution: RL or RL/2 if <15% NDs.

Confidence Interval

Constituent: Lead (mg/L) Analysis Run 4/18/2023 12:41 PM View: Appendix IV

Plant Bowen Client: Southern Company Data: Bowen AP-1

	BGWC-41D	BGWC-42D	BGWC-43D	BGWC-44D	BGWC-49D	BGWC-50D
9/2/2020	<0.001					
9/3/2020		<0.001	0.00012 (J)	<0.001		
2/18/2021				0.00017 (J)		
2/22/2021	<0.001	4.1E-05 (J)				
3/8/2021			<0.001			
3/29/2021			<0.001			
3/31/2021	3.6E-05 (J)			<0.001		
4/1/2021		4.4E-05 (J)				
4/19/2021					4.4E-05 (J)	0.00014 (J)
8/18/2021				<0.001		<0.001
8/20/2021		<0.001				
8/23/2021			<0.001			
8/24/2021	<0.001				<0.001	
2/9/2022				<0.001		<0.001
2/15/2022	<0.001		<0.001			
2/17/2022		<0.001			<0.001	
7/26/2022				<0.001		<0.001
7/28/2022		<0.001				
7/29/2022	<0.001					
8/1/2022			<0.001		<0.001	
Mean	0.0008393	0.0006808	0.0008533	0.0008617	0.000761	0.000785
Std. Dev.	0.0003936	0.0004945	0.0003593	0.0003388	0.000478	0.00043
Upper Lim.	0.001	0.001	0.001	0.001	0.001	0.001
Lower Lim.	3.6E-05	4.1E-05	0.00012	0.00017	4.4E-05	0.00014

ND substitution: RL or RL/2 if <15% NDs.

Confidence Interval

Constituent: Lead (mg/L) Analysis Run 4/18/2023 12:41 PM View: Appendix IV

Plant Bowen Client: Southern Company Data: Bowen AP-1

	BGWC-51	BGWC-52	BGWC-8	BGWC-9
6/6/2016				<0.001
6/7/2016			<0.001	
8/10/2016			<0.001	
8/11/2016				<0.001
10/4/2016			<0.001	
10/5/2016				0.0005 (J)
12/2/2016			<0.001	
12/5/2016				0.0002 (J)
2/14/2017			<0.001	
2/15/2017				<0.001
4/14/2017			<0.001	
4/17/2017				0.0001 (J)
5/26/2017			0.0003 (J)	0.0001 (J)
7/10/2017			<0.001	
7/11/2017				<0.001
3/26/2018			<0.001	
3/27/2018				<0.001
2/25/2019			<0.001	
4/1/2019			<0.001	9.2E-05 (J)
9/24/2019			<0.001	5.6E-05 (J)
2/19/2020			0.00014 (J)	
2/20/2020				8.2E-05 (J)
3/18/2020			<0.001	
3/19/2020				6.3E-05 (J)
9/23/2020			<0.001	
9/24/2020				<0.001
1/28/2021	0.00016 (J)	5.4E-05 (J)		
2/16/2021			0.0001 (J)	
2/17/2021				7.5E-05 (J)
2/23/2021	0.00015 (J)	0.0001 (J)		
3/24/2021			0.00015 (J)	<0.001
3/30/2021	0.00022 (J)	0.00011 (J)		
8/18/2021			<0.001	<0.001
8/23/2021	<0.001	<0.001		
2/10/2022			<0.001	<0.001
2/14/2022	<0.001	<0.001		
7/26/2022			<0.001	<0.001
7/28/2022		<0.001		
8/1/2022	<0.001			
Mean	0.0005883	0.000544	0.0008345	0.0005931
Std. Dev.	0.0004516	0.0004999	0.0003414	0.0004506
Upper Lim.	0.001	0.001	0.001	0.001
Lower Lim.	0.00015	5.4E-05	0.0003	8.2E-05

ND substitution: RL or RL/2 if <15% NDs.

Confidence Interval

Constituent: Lithium (mg/L) Analysis Run 4/18/2023 12:41 PM View: Appendix IV

Plant Bowen Client: Southern Company Data: Bowen AP-1

	BGWA-6	BGWC-10	BGWC-12	BGWC-14A	BGWC-16	BGWC-17
6/6/2016	<0.03					
6/7/2016		0.0065	<0.05		<0.03	<0.03
8/10/2016	<0.03					
8/11/2016					<0.03	<0.03
8/12/2016			<0.05			
8/16/2016		<0.03				
10/4/2016	<0.03					
10/6/2016			<0.05			
10/7/2016		<0.03			<0.03	<0.03
12/1/2016	<0.03					
12/5/2016			<0.05			
12/6/2016		<0.03			<0.03	<0.03
2/14/2017	<0.03					
2/15/2017			<0.05			
2/16/2017		<0.03			<0.03	<0.03
4/13/2017	<0.03					
4/18/2017		0.0011 (J)	<0.05		<0.03	
4/19/2017						<0.03
5/25/2017	<0.03					
5/30/2017					<0.03	<0.03
6/2/2017		0.0011 (J)	<0.05			
7/7/2017	<0.03					
7/12/2017		<0.03				
7/13/2017			<0.05			
7/14/2017					<0.03	<0.03
3/27/2018		0.0025 (J)			<0.03	<0.03
3/28/2018			<0.05			
6/12/2018					<0.03	
6/14/2018		0.0011 (J)	<0.05			<0.03
10/16/2018	<0.03					
10/17/2018			<0.05			<0.03
10/18/2018		0.0016 (J)			<0.03	
2/25/2019					<0.03	
2/27/2019						<0.03
2/28/2019		0.0017 (J)	0.0011 (J)			
4/1/2019			0.00078 (J)			
4/2/2019	<0.03	0.0012 (J)			0.00049 (J)	0.00069 (J)
9/23/2019	<0.03					
9/25/2019		<0.03	0.001 (J)			
9/26/2019					<0.03	<0.03
2/18/2020	<0.03					
2/20/2020		0.00093 (J)			<0.03	
2/24/2020			0.00091 (J)			<0.03
3/19/2020	<0.03		0.00097 (J)		<0.03	<0.03
3/23/2020		0.00084 (J)				
5/22/2020				<0.03		
6/23/2020				<0.03		
7/28/2020				<0.03		
9/2/2020				0.00095 (J)		
9/23/2020	<0.03					
9/24/2020		0.0013 (J)			<0.03	<0.03
9/25/2020			0.001 (J)			

ND substitution: RL or RL/2 if <15% NDs.

Confidence Interval

Constituent: Lithium (mg/L) Analysis Run 4/18/2023 12:41 PM View: Appendix IV

Plant Bowen Client: Southern Company Data: Bowen AP-1

	BGWA-6	BGWC-10	BGWC-12	BGWC-14A	BGWC-16	BGWC-17
10/1/2020				0.00095 (J)		
11/10/2020				<0.03		
12/15/2020				0.00091		
1/20/2021				0.00082 (J)		
2/18/2021	<0.03	0.0011 (J)		<0.03	<0.03	<0.03
2/19/2021			0.0011 (J)			
3/24/2021			0.0012 (J)	<0.03	<0.03	<0.03
3/30/2021		0.00092 (J)				
3/31/2021	0.00082 (J)					
8/16/2021	<0.03					
8/18/2021		<0.03	0.0013 (J)	0.00087 (J)	<0.03	
8/19/2021						<0.03
2/9/2022	<0.03			<0.03		
2/11/2022		0.00079 (J)	0.0011 (J)		<0.03	<0.03
7/26/2022	<0.03			0.0011 (J)		
7/27/2022			0.0014 (J)		<0.03	<0.03
7/28/2022		0.00076 (J)				
Mean	0.02846	0.01061	0.02554	0.01658	0.02866	0.02867
Std. Dev.	0.006694	0.01361	0.02504	0.01508	0.006292	0.006249
Upper Lim.	0.03	0.03	0.05	0.03	0.03	0.03
Lower Lim.	0.00082	0.00093	0.001	0.00087	0.00049	0.00069

ND substitution: RL or RL/2 if <15% NDs.

Confidence Interval

Constituent: Lithium (mg/L) Analysis Run 4/18/2023 12:41 PM View: Appendix IV

Plant Bowen Client: Southern Company Data: Bowen AP-1

	BGWC-20	BGWC-22	BGWC-23	BGWC-24	BGWC-30	BGWC-34D
6/8/2016	0.016	0.012				
6/9/2016			0.0074	0.0057		
8/12/2016	0.0202 (J)					
8/18/2016		0.0118 (J)	0.0078 (J)	0.0061 (J)		
10/10/2016	0.0194 (J)	0.0137 (J)	0.0093 (J)	0.006 (J)		
12/7/2016	0.0265 (J)		0.0117 (J)	0.0066 (J)		
12/8/2016		0.0154 (J)				
1/23/2017					0.0171 (J)	
2/7/2017					0.0196 (J)	
2/17/2017	0.0253 (J)	0.0125 (J)				
2/20/2017			0.011 (J)	0.0053 (J)		
3/27/2017					0.0192 (J)	
4/17/2017					0.0169 (J)	
4/19/2017	0.0233 (J)		0.0105 (J)	0.0055 (J)		
4/20/2017		0.012 (J)				
5/22/2017					0.0167 (J)	
6/1/2017	0.023 (J)					
6/5/2017		0.0114 (J)	0.0108 (J)	0.0068 (J)	0.0177 (J)	
7/11/2017					0.0203 (J)	
7/17/2017			0.0095 (J)	<0.03		
7/18/2017	0.0207 (J)					
7/19/2017		0.0126 (J)				
8/23/2017					0.0182 (J)	
3/26/2018					0.0063 (J)	
3/28/2018	0.013 (J)					
3/29/2018		0.021 (J)	0.014 (J)	0.0053 (J)		
6/13/2018	0.02 (J)		0.014 (J)	0.0067 (J)		
6/14/2018		0.024 (J)				
6/15/2018					0.0049 (J)	
10/19/2018						0.00098 (J)
10/22/2018	0.016 (J)	0.034 (J)	0.016 (J)	0.0075 (J)	0.005 (J)	
2/27/2019	0.015 (J)					
3/1/2019		0.022 (J)	0.017 (J)	0.0068 (J)	0.0044 (J)	
4/2/2019					0.0041 (J)	
4/3/2019	0.012 (J)	0.024 (J)	0.013 (J)	0.0048 (J)		
4/4/2019						0.00068 (J)
9/24/2019						<0.03
9/26/2019	0.018 (J)					
9/27/2019		0.039	0.024 (J)		0.0012 (J)	
9/30/2019				0.0077 (J)		
2/24/2020	0.021 (J)					
2/25/2020		0.026 (J)	0.033			
2/26/2020				0.0082 (J)	0.00096 (J)	
2/27/2020						<0.03
3/20/2020		0.029 (J)				
3/23/2020	0.02 (J)		0.032		0.0014 (J)	
3/24/2020						<0.03
3/25/2020				0.0078 (J)		
9/24/2020		0.043	0.031			
9/25/2020				0.0078 (J)	0.0011 (J)	
9/28/2020	0.027 (J)					<0.03
2/18/2021	0.041					

ND substitution: RL or RL/2 if <15% NDs.

Confidence Interval

Constituent: Lithium (mg/L) Analysis Run 4/18/2023 12:41 PM View: Appendix IV

Plant Bowen Client: Southern Company Data: Bowen AP-1

	BGWC-20	BGWC-22	BGWC-23	BGWC-24	BGWC-30	BGWC-34D
2/19/2021		0.035	0.04	0.0086 (J)		<0.03
3/8/2021					0.0012 (J)	
3/25/2021					<0.03	
3/26/2021			0.039 (J)	<0.03		
3/29/2021	0.036	0.033				
3/30/2021						<0.03
8/19/2021					0.0012 (J)	
8/20/2021	0.025 (J)					
8/23/2021		0.028 (J)	0.029 (J)	0.0076 (J)		
8/24/2021						<0.03
2/14/2022			0.033		0.0015 (J)	
2/15/2022		0.032 (J)		0.0086 (J)		
2/16/2022	0.031					<0.03
7/27/2022	0.037					
7/28/2022						<0.03
8/1/2022			0.029 (J)		0.0012 (J)	
8/2/2022		0.03 (J)		<0.03		
10/21/2022				0.0057 (J)		
Mean	0.02302	0.0237	0.02009	0.00783	0.008871	0.0247
Std. Dev.	0.007705	0.009957	0.01101	0.003041	0.007859	0.0118
Upper Lim.	0.02715	0.02904	0.02475	0.0082	0.0171	0.03
Lower Lim.	0.01888	0.01836	0.01345	0.0057	0.0012	0.00098

ND substitution: RL or RL/2 if <15% NDs.

Confidence Interval

Constituent: Lithium (mg/L) Analysis Run 4/18/2023 12:41 PM View: Appendix IV

Plant Bowen Client: Southern Company Data: Bowen AP-1

	BGWC-35D	BGWC-36D	BGWC-37D	BGWC-38D	BGWC-39	BGWC-40
10/17/2018		0.0044 (J)				
10/22/2018	0.011 (J)					
4/2/2019		0.0021 (J)				
4/4/2019	0.0096 (J)					
9/26/2019	0.013					
9/27/2019		0.0028 (J)				
2/25/2020	0.011 (J)		0.044			
2/26/2020		0.001 (J)				
2/27/2020				0.02 (J)	0.0036 (J)	
2/28/2020						0.00084 (J)
3/23/2020		<0.03				
3/24/2020			0.025 (J)	0.019 (J)	0.0029 (J)	
3/25/2020	0.0092 (J)					0.00079 (J)
9/2/2020				0.0096 (J)		
9/25/2020	0.0062 (J)		0.014 (J)			
9/28/2020		0.0011 (J)				
9/29/2020					0.0066 (J)	<0.03
2/22/2021	0.014 (J)		0.0092 (J)		0.0038 (J)	<0.03
3/8/2021		0.0017 (J)				
3/9/2021				0.011 (J)		
3/25/2021		0.0022 (J)				
3/26/2021	0.02 (J)		0.0066 (J)			
3/29/2021				0.012 (J)		
3/30/2021						0.00086 (J)
3/31/2021					0.0039 (J)	
8/19/2021				0.0066 (J)		
8/20/2021	0.016 (J)		0.004 (J)			
8/23/2021		0.0022 (J)				
8/24/2021					0.0056 (J)	0.001 (J)
2/14/2022		0.002 (J)		0.0061 (J)		
2/16/2022					0.0042 (J)	<0.15 (o)
2/17/2022	0.018 (J)		<0.15 (o)			
7/28/2022	0.016 (J)		0.0026 (J)			<0.03
7/29/2022		0.0012 (J)				
8/2/2022				0.009 (J)	0.0038 (J)	
Mean	0.01309	0.003245	0.01506	0.01166	0.0043	0.01336
Std. Dev.	0.004161	0.004012	0.01484	0.005235	0.001201	0.01557
Upper Lim.	0.01656	0.0044	0.03167	0.01721	0.005573	0.03
Lower Lim.	0.009623	0.0011	0.001954	0.006114	0.003027	0.00079

ND substitution: RL or RL/2 if <15% NDs.

Confidence Interval

Constituent: Lithium (mg/L) Analysis Run 4/18/2023 12:41 PM View: Appendix IV

Plant Bowen Client: Southern Company Data: Bowen AP-1

	BGWC-41D	BGWC-42D	BGWC-43D	BGWC-44D	BGWC-49D	BGWC-51
9/2/2020	0.00092 (J)					
9/3/2020		0.0014 (J)	0.023 (J)	0.0016 (J)		
1/28/2021						0.0017 (J)
2/18/2021				0.0035 (J)		
2/22/2021	0.0017 (J)	<0.03				
2/23/2021						0.0015 (J)
3/8/2021			0.024 (J)			
3/29/2021			0.026 (J)			
3/30/2021						0.0035 (J)
3/31/2021	0.0017 (J)			0.0029 (J)		
4/1/2021		0.0022 (J)				
4/19/2021					0.0083 (J)	
8/18/2021				0.0027 (J)		
8/20/2021		0.0012 (J)				
8/23/2021			0.031			0.0011 (J)
8/24/2021	0.0024 (J)				0.01 (J)	
2/9/2022				0.0036 (J)		
2/14/2022						<0.03
2/15/2022	0.002 (J)		0.027 (J)			
2/17/2022		<0.15 (o)			0.0076 (J)	
7/26/2022				0.0037 (J)		
7/28/2022		0.0016 (J)				
7/29/2022	0.0018 (J)					
8/1/2022			0.025 (J)		0.0057 (J)	<0.03
Mean	0.001753	0.00728	0.026	0.003	0.0079	0.0113
Std. Dev.	0.0004861	0.01271	0.002828	0.000795	0.00178	0.01451
Upper Lim.	0.002421	0.03	0.02989	0.004092	0.01194	0.03
Lower Lim.	0.001086	0.0012	0.02211	0.001908	0.00386	0.0011

ND substitution: RL or RL/2 if <15% NDs.

Confidence Interval

Constituent: Lithium (mg/L) Analysis Run 4/18/2023 12:41 PM View: Appendix IV

Plant Bowen Client: Southern Company Data: Bowen AP-1

	BGWC-52	BGWC-7	BGWC-8	BGWC-9
6/6/2016				<0.05
6/7/2016			<0.03	
6/8/2016		0.0079		
8/10/2016			<0.03	
8/11/2016		0.0093 (J)		<0.05
10/4/2016			<0.03	
10/5/2016				<0.05
10/6/2016		0.0102 (J)		
12/2/2016			<0.03	
12/5/2016				<0.05
12/6/2016		0.0094 (J)		
2/14/2017			<0.03	
2/15/2017		<0.05		<0.05
4/14/2017			<0.03	
4/17/2017				0.0013 (J)
4/18/2017		0.0086 (J)		
5/26/2017			<0.03	0.0013 (J)
6/2/2017		0.0102 (J)		
7/10/2017			<0.03	
7/11/2017				<0.05
7/14/2017		0.0092 (J)		
3/26/2018			<0.03	
3/27/2018		0.0087 (J)		0.0014 (J)
6/12/2018			<0.03	0.0012 (J)
6/13/2018		0.0084 (J)		
10/16/2018			0.001 (J)	
10/17/2018				<0.05
10/18/2018		0.0083 (J)		
2/25/2019			<0.03	
2/28/2019		0.0086 (J)		
4/1/2019			<0.03	0.0012 (J)
4/2/2019		0.0073 (J)		
9/24/2019		0.0083 (J)	<0.03	0.0011 (J)
2/19/2020			<0.03	
2/20/2020				0.002 (J)
2/21/2020		0.0088 (J)		
3/18/2020			<0.03	
3/19/2020		0.0097 (J)		0.0019 (J)
9/23/2020			<0.03	
9/24/2020				0.0011 (J)
9/25/2020		0.0065 (J)		
1/28/2021	0.0037 (J)			
2/16/2021			<0.03	
2/17/2021				0.0013 (J)
2/18/2021		0.0072 (J)		
2/23/2021	0.0038 (J)			
3/24/2021			<0.03	0.0014 (J)
3/30/2021	0.0038 (J)	0.0084 (J)		
8/18/2021			<0.03	0.0013 (J)
8/19/2021		0.007 (J)		
8/23/2021	0.0033 (J)			
2/10/2022			<0.03	0.0016 (J)

ND substitution: RL or RL/2 if <15% NDs.

Confidence Interval

Constituent: Lithium (mg/L) Analysis Run 4/18/2023 12:41 PM View: Appendix IV

Plant Bowen Client: Southern Company Data: Bowen AP-1

	BGWC-52	BGWC-7	BGWC-8	BGWC-9
2/11/2022		0.0074 (J)		
2/14/2022	0.002 (J)			
7/26/2022			<0.03	0.0014 (J)
7/28/2022	0.00088 (J)	0.0061 (J)		
Mean	0.002913	0.009114	0.02868	0.0176
Std. Dev.	0.001209	0.003717	0.006183	0.02348
Upper Lim.	0.004071	0.0093	0.03	0.05
Lower Lim.	0.0009538	0.0074	0.001	0.0013

ND substitution: RL or RL/2 if <15% NDs.

Confidence Interval

Constituent: Mercury (mg/L) Analysis Run 4/18/2023 12:41 PM View: Appendix IV

Plant Bowen Client: Southern Company Data: Bowen AP-1

	BGWA-6	BGWC-10	BGWC-12	BGWC-14A	BGWC-16	BGWC-17
6/6/2016	8.4E-05 (J)					
6/7/2016		0.0001 (J)	0.0001 (J)		9.8E-05 (J)	0.00017 (J)
8/10/2016	<0.0002					
8/11/2016					<0.0002	0.00019 (J)
8/12/2016			<0.0002			
8/16/2016		<0.0002				
10/4/2016	<0.0002					
10/6/2016			<0.0002			
10/7/2016		<0.0002			<0.0002	0.00014 (J)
12/1/2016	<0.0002					
12/5/2016			<0.0002			
12/6/2016		<0.0002			<0.0002	0.00016 (J)
2/14/2017	<0.0002					
2/15/2017			<0.0002			
2/16/2017		<0.0002			<0.0002	0.00017 (J)
4/13/2017	<0.0002					
4/18/2017		<0.0002	<0.0002		<0.0002	
4/19/2017						0.00014 (J)
5/25/2017	<0.0002					
5/30/2017					<0.0002	0.00023 (J)
6/2/2017		<0.0002	<0.0002			
7/7/2017	<0.0002					
7/12/2017		<0.0002				
7/13/2017			<0.0002			
7/14/2017					<0.0002	0.00016 (J)
3/27/2018		<0.0002			<0.0002	<0.0002
3/28/2018			<0.0002			
2/25/2019					<0.0002	
2/27/2019						0.00029 (J)
2/28/2019		4.8E-05 (J)	5.8E-05 (J)			
4/1/2019			<0.0002			
4/2/2019	<0.0002	<0.0002			<0.0002	0.0004
9/23/2019	<0.0002					
9/25/2019		<0.0002	<0.0002			
9/26/2019					<0.0002	<0.0002
2/18/2020	<0.0002					
2/20/2020		<0.0002			<0.0002	
2/24/2020			<0.0002			0.0003 (J)
3/19/2020	<0.0002		<0.0002		<0.0002	0.00017 (J)
3/23/2020		<0.0002				
5/22/2020				<0.0002		
6/23/2020				<0.0002		
7/28/2020				<0.0002		
9/2/2020				<0.0002		
9/23/2020	<0.0002					
9/24/2020		<0.0002			<0.0002	0.00027 (J)
9/25/2020			<0.0002			
10/1/2020				<0.0002		
11/10/2020				<0.0002		
12/15/2020				<0.0002		
1/20/2021				<0.0002		
2/18/2021	<0.0002	<0.0002		<0.0002	<0.0002	0.00017 (J)

ND substitution: RL or RL/2 if <15% NDs.

Confidence Interval

Constituent: Mercury (mg/L) Analysis Run 4/18/2023 12:41 PM View: Appendix IV

Plant Bowen Client: Southern Company Data: Bowen AP-1

	BGWA-6	BGWC-10	BGWC-12	BGWC-14A	BGWC-16	BGWC-17
2/19/2021			<0.0002			
3/24/2021			<0.0002	<0.0002	<0.0002	0.00012 (J)
3/30/2021		<0.0002				
3/31/2021	<0.0002					
8/16/2021	<0.0002					
8/18/2021		<0.0002	<0.0002	<0.0002	0.0002 (J)	
8/19/2021						<0.0002
2/9/2022	<0.0002			<0.0002		
2/11/2022		<0.0002	<0.0002		<0.0002	<0.0002
7/26/2022	<0.0002			0.00016 (J)		
7/27/2022			<0.0002		<0.0002	0.00025
7/28/2022		<0.0002				
Mean	0.0001936	0.0001874	0.0001879	0.0001969	0.0001949	0.0002065
Std. Dev.	2.734E-05	3.969E-05	3.786E-05	1.109E-05	2.281E-05	6.73E-05
Upper Lim.	0.0002	0.0002	0.0002	0.0002	0.0002	0.0002303
Lower Lim.	8.4E-05	0.0001	0.0001	0.00016	9.8E-05	0.0001435

ND substitution: RL or RL/2 if <15% NDs.

Confidence Interval

Constituent: Mercury (mg/L) Analysis Run 4/18/2023 12:41 PM View: Appendix IV

Plant Bowen Client: Southern Company Data: Bowen AP-1

	BGWC-18	BGWC-19	BGWC-20	BGWC-22	BGWC-23	BGWC-24
6/8/2016	<0.0002	<0.0002	<0.0002	9.2E-05 (J)		
6/9/2016					<0.0002	<0.0002
8/12/2016	<0.0002	<0.0002	<0.0002			
8/18/2016				<0.0002	<0.0002	<0.0002
10/7/2016	<0.0002	<0.0002				
10/10/2016			<0.0002	<0.0002	<0.0002	4E-05 (J)
12/6/2016	<0.0002					
12/7/2016		8E-05 (J)	<0.0002		5E-05 (J)	7E-05 (J)
12/8/2016				<0.0002		
2/16/2017	<0.0002	<0.0002				
2/17/2017			<0.0002	<0.0002		
2/20/2017					<0.0002	5E-05 (J)
4/19/2017	<0.0002	<0.0002	<0.0002		<0.0002	0.00016 (J)
4/20/2017				<0.0002		
6/1/2017	<0.0002	<0.0002	<0.0002			
6/5/2017				<0.0002	<0.0002	0.00013 (J)
7/14/2017	<0.0002	<0.0002				
7/17/2017					<0.0002	0.00013 (J)
7/18/2017			<0.0002			
7/19/2017				<0.0002		
3/27/2018	<0.0002	<0.0002				
3/28/2018			<0.0002			
3/29/2018				<0.0002	<0.0002	<0.0002
2/27/2019	7.9E-05 (J)		6.6E-05 (J)			
3/1/2019		5E-05 (J)		4.2E-05 (J)	4.4E-05 (J)	0.00093
4/2/2019	<0.0002					
4/3/2019		<0.0002	<0.0002	<0.0002	<0.0002	0.0013
9/26/2019	<0.0002	<0.0002	<0.0002			
9/27/2019				<0.0002	<0.0002	
9/30/2019						0.0011
2/24/2020	<0.0002	<0.0002	<0.0002			
2/25/2020				<0.0002	<0.0002	
2/26/2020						0.0011
3/20/2020	<0.0002	<0.0002		<0.0002		
3/23/2020			<0.0002		<0.0002	
3/25/2020						0.0011
9/24/2020	<0.0002			<0.0002	<0.0002	
9/25/2020						0.0036
9/28/2020		<0.0002	<0.0002			
2/18/2021	<0.0002	<0.0002	<0.0002			
2/19/2021				<0.0002	<0.0002	0.0033
3/24/2021	<0.0002					
3/26/2021		<0.0002			<0.0002	0.0058
3/29/2021			<0.0002	<0.0002		
8/19/2021	<0.0002					
8/20/2021		<0.0002	<0.0002			
8/23/2021				<0.0002	<0.0002	0.00026
2/14/2022					<0.0002	
2/15/2022				<0.0002		0.0014
2/16/2022	<0.0002	<0.0002	<0.0002			
7/27/2022	<0.0002	<0.0002	<0.0002			
8/1/2022					<0.0002	

ND substitution: RL or RL/2 if <15% NDs.

Confidence Interval

Constituent: Mercury (mg/L) Analysis Run 4/18/2023 12:41 PM View: Appendix IV

Plant Bowen Client: Southern Company Data: Bowen AP-1

	BGWC-18	BGWC-19	BGWC-20	BGWC-22	BGWC-23	BGWC-24
8/2/2022				<0.0002		<0.0002
10/21/2022						0.00026
Mean	0.0001939	0.0001865	0.0001933	0.0001867	0.0001847	0.001025
Std. Dev.	2.706E-05	4.184E-05	2.996E-05	4.173E-05	4.71E-05	0.001482
Upper Lim.	0.0002	0.0002	0.0002	0.0002	0.0002	0.0009178
Lower Lim.	7.9E-05	8E-05	6.6E-05	9.2E-05	5E-05	0.0001149

ND substitution: RL or RL/2 if <15% NDs.

Confidence Interval

Constituent: Mercury (mg/L) Analysis Run 4/18/2023 12:41 PM View: Appendix IV

Plant Bowen Client: Southern Company Data: Bowen AP-1

	BGWC-25	BGWC-30	BGWC-31	BGWC-34D	BGWC-35D	BGWC-36D
6/8/2016	<0.0002					
8/15/2016	<0.0002					
10/10/2016	<0.0002					
12/8/2016	<0.0002					
1/23/2017		8E-05 (J)				
2/7/2017		0.00011 (J)				
2/20/2017	<0.0002					
3/27/2017		8E-05 (J)				
4/17/2017		4E-05 (J)				
4/20/2017	<0.0002					
5/22/2017		<0.0002				
6/1/2017	<0.0002					
6/5/2017		6E-05 (J)				
7/11/2017		9.1E-05 (J)				
7/17/2017	<0.0002					
8/23/2017		5E-05 (J)				
3/26/2018		<0.0002				
3/28/2018	<0.0002					
3/1/2019	4.7E-05 (J)	0.0001 (J)				
4/2/2019		<0.0002				<0.0002
4/4/2019	<0.0002		<0.0002	<0.0002	<0.0002	
9/24/2019			<0.0002	<0.0002		
9/26/2019					<0.0002	
9/27/2019		<0.0002				<0.0002
9/30/2019	<0.0002					
2/25/2020					<0.0002	
2/26/2020	<0.0002	<0.0002	<0.0002			0.00018 (J)
2/27/2020				<0.0002		
3/23/2020		<0.0002	<0.0002			<0.0002
3/24/2020	<0.0002			<0.0002		
3/25/2020					<0.0002	
9/25/2020		<0.0002			<0.0002	
9/28/2020	<0.0002		<0.0002	<0.0002		<0.0002
2/19/2021				<0.0002		
2/22/2021			<0.0002		<0.0002	
2/23/2021	<0.0002					
3/8/2021		<0.0002				<0.0002
3/25/2021		<0.0002				<0.0002
3/26/2021	<0.0002				<0.0002	
3/29/2021			<0.0002			
3/30/2021				<0.0002		
8/19/2021	<0.0002	<0.0002				
8/20/2021			<0.0002		<0.0002	
8/23/2021						<0.0002
8/24/2021				<0.0002		
2/14/2022		<0.0002				<0.0002
2/16/2022	<0.0002		<0.0002	<0.0002		
2/17/2022					<0.0002	
7/27/2022	<0.0002					
7/28/2022			0.00015 (J)	0.00014 (J)	0.00016 (J)	
7/29/2022						<0.0002
8/1/2022		<0.0002				

ND substitution: RL or RL/2 if <15% NDs.

Confidence Interval

Constituent: Mercury (mg/L) Analysis Run 4/18/2023 12:41 PM View: Appendix IV

Plant Bowen Client: Southern Company Data: Bowen AP-1

	BGWC-25	BGWC-30	BGWC-31	BGWC-34D	BGWC-35D	BGWC-36D
Mean	0.0001923	0.0001505	0.000195	0.000194	0.000196	0.000198
Std. Dev.	3.421E-05	6.39E-05	1.581E-05	1.897E-05	1.265E-05	6.325E-06
Upper Lim.	0.0002	0.0002	0.0002	0.0002	0.0002	0.0002
Lower Lim.	4.7E-05	8E-05	0.0002	0.0002	0.0002	0.0002

Confidence Interval

Constituent: Mercury (mg/L) Analysis Run 4/18/2023 12:41 PM View: Appendix IV

Plant Bowen Client: Southern Company Data: Bowen AP-1

	BGWC-38D	BGWC-44D	BGWC-52	BGWC-7	BGWC-8	BGWC-9
6/6/2016						8E-05 (J)
6/7/2016					9.7E-05 (J)	
6/8/2016				<0.0002		
8/10/2016					<0.0002	
8/11/2016				<0.0002		<0.0002
10/4/2016					<0.0002	
10/5/2016						<0.0002
10/6/2016				<0.0002		
12/2/2016					<0.0002	
12/5/2016						<0.0002
12/6/2016				<0.0002		
2/14/2017					<0.0002	
2/15/2017				<0.0002		<0.0002
4/14/2017					<0.0002	
4/17/2017						<0.0002
4/18/2017				<0.0002		
5/26/2017					<0.0002	<0.0002
6/2/2017				<0.0002		
7/10/2017					<0.0002	
7/11/2017						<0.0002
7/14/2017				<0.0002		
3/26/2018					<0.0002	
3/27/2018				<0.0002		<0.0002
2/25/2019					<0.0002	
2/28/2019				5.3E-05 (J)		
4/1/2019					<0.0002	<0.0002
4/2/2019				<0.0002		
9/24/2019				<0.0002	<0.0002	<0.0002
2/19/2020					<0.0002	
2/20/2020						<0.0002
2/21/2020				<0.0002		
2/27/2020	<0.0002					
3/18/2020					<0.0002	
3/19/2020				<0.0002		<0.0002
3/24/2020	<0.0002					
9/2/2020	0.0001 (J)					
9/3/2020		<0.0002				
9/23/2020					<0.0002	
9/24/2020						<0.0002
9/25/2020				<0.0002		
1/28/2021			0.00019 (J)			
2/16/2021					<0.0002	
2/17/2021						<0.0002
2/18/2021		<0.0002		<0.0002		
2/23/2021			<0.0002			
3/9/2021	<0.0002					
3/24/2021					<0.0002	<0.0002
3/29/2021	<0.0002					
3/30/2021			<0.0002	<0.0002		
3/31/2021		<0.0002				
8/18/2021		<0.0002			<0.0002	<0.0002
8/19/2021	0.00012 (J)			<0.0002		

ND substitution: RL or RL/2 if <15% NDs.

Confidence Interval

Constituent: Mercury (mg/L) Analysis Run 4/18/2023 12:41 PM View: Appendix IV

Plant Bowen Client: Southern Company Data: Bowen AP-1

	BGWC-38D	BGWC-44D	BGWC-52	BGWC-7	BGWC-8	BGWC-9
8/23/2021			<0.0002			
2/9/2022		<0.0002				
2/10/2022					<0.0002	<0.0002
2/11/2022				<0.0002		
2/14/2022	<0.0002		<0.0002			
7/26/2022		0.00017 (J)			0.00016 (J)	0.00016 (J)
7/28/2022			<0.0002	<0.0002		
8/2/2022	0.00028					
Mean	0.0001875	0.000195	0.0001983	0.0001926	0.0001928	0.0001916
Std. Dev.	5.548E-05	1.225E-05	4.082E-06	3.287E-05	2.426E-05	2.853E-05
Upper Lim.	0.00028	0.0002	0.0002	0.0002	0.0002	0.0002
Lower Lim.	0.0001	0.00017	0.00019	5.3E-05	0.00016	0.00016

ND substitution: RL or RL/2 if <15% NDs.

Confidence Interval

Constituent: Molybdenum (mg/L) Analysis Run 4/18/2023 12:41 PM View: Appendix IV

Plant Bowen Client: Southern Company Data: Bowen AP-1

	BGWA-6	BGWC-10	BGWC-14A	BGWC-19	BGWC-20	BGWC-21
6/6/2016	<0.01					
6/7/2016		0.0067 (J)				
6/8/2016				<0.01	0.011 (J)	0.0027 (J)
8/10/2016	<0.01					
8/12/2016				<0.01	0.0127	
8/16/2016		0.0032 (J)				
8/18/2016						0.0023 (J)
10/4/2016	<0.01					
10/7/2016		0.0032 (J)		<0.01		
10/10/2016					0.0136	0.0025 (J)
12/1/2016	<0.01					
12/6/2016		0.0049 (J)				
12/7/2016				<0.01	0.0139	
12/8/2016						<0.01
2/14/2017	<0.01					
2/16/2017		0.0039 (J)		<0.01		
2/17/2017					0.0148	<0.01
4/13/2017	<0.01					
4/18/2017		0.0032 (J)				
4/19/2017				<0.01	0.012	0.0014 (J)
5/25/2017	<0.01					
6/1/2017				<0.01	0.0125	0.0012 (J)
6/2/2017		0.0035 (J)				
7/7/2017	<0.01					
7/12/2017		0.0037 (J)				
7/14/2017				<0.01		
7/18/2017					0.0155	0.0013 (J)
3/27/2018		0.0032 (J)		<0.01		
3/28/2018					0.012	<0.01
6/13/2018					0.016	
6/14/2018		0.0033 (J)				<0.01
6/15/2018				<0.01		
10/16/2018	<0.01					
10/18/2018		0.0034 (J)				
10/19/2018				<0.01		<0.01
10/22/2018					0.013	
2/27/2019					0.013	
2/28/2019		0.0035 (J)				
3/1/2019				<0.01		
4/2/2019	0.00026 (J)	0.0032 (J)				
4/3/2019				0.00023 (J)	0.012	0.0019 (J)
9/23/2019	<0.01					
9/25/2019		0.0035 (J)				
9/26/2019				<0.01	0.015	
9/30/2019						0.003 (J)
2/18/2020	<0.01					
2/20/2020		0.0037 (J)				
2/24/2020				<0.01	0.015	
2/26/2020						0.0016 (J)
3/19/2020	<0.01					
3/20/2020				<0.01		0.0023 (J)
3/23/2020		0.0035 (J)			0.016	

ND substitution: RL or RL/2 if <15% NDs.

Confidence Interval

Constituent: Molybdenum (mg/L) Analysis Run 4/18/2023 12:41 PM View: Appendix IV

Plant Bowen Client: Southern Company Data: Bowen AP-1

	BGWA-6	BGWC-10	BGWC-14A	BGWC-19	BGWC-20	BGWC-21
5/22/2020			0.0012 (J)			
6/23/2020			<0.01			
7/28/2020			0.00094 (J)			
9/2/2020			0.0013 (J)			
9/23/2020	<0.01					
9/24/2020		0.0032 (J)				0.0036 (J)
9/28/2020				<0.01	0.018	
10/1/2020			0.0017 (J)			
11/10/2020			0.0016 (J)			
12/15/2020			0.0019			
1/20/2021			0.0016 (J)			
2/18/2021	<0.01	0.0036 (J)	0.0045 (J)	<0.01	0.028	
2/19/2021						0.0013 (J)
3/24/2021			<0.01			
3/26/2021				<0.01		
3/29/2021					0.024	0.0021 (J)
3/30/2021		0.0035 (J)				
3/31/2021	0.001 (J)					
8/16/2021	<0.01					
8/18/2021		0.0029 (J)	0.0011 (J)			
8/20/2021				<0.01	0.026	0.003 (J)
2/9/2022	<0.01		<0.01			
2/11/2022		0.003 (J)				
2/16/2022				<0.01	0.025	0.005 (J)
7/26/2022	<0.01		0.0015 (J)			
7/27/2022				<0.01	0.028	
7/28/2022		0.0028 (J)				0.0042 (J)
Mean	0.009014	0.003573	0.003642	0.009556	0.01668	0.004257
Std. Dev.	0.002957	0.0008172	0.00373	0.002083	0.005584	0.003424
Upper Lim.	0.01	0.0036	0.01	0.01	0.018	0.002691
Lower Lim.	0.001	0.0032	0.0011	0.00023	0.0127	0.001651

ND substitution: RL or RL/2 if <15% NDs.

Confidence Interval

Constituent: Molybdenum (mg/L) Analysis Run 4/18/2023 12:41 PM View: Appendix IV

Plant Bowen Client: Southern Company Data: Bowen AP-1

	BGWC-22	BGWC-23	BGWC-24	BGWC-25	BGWC-30	BGWC-31
6/8/2016	0.07			0.0064 (J)		
6/9/2016		0.013 (J)	0.0024 (J)			
8/15/2016				0.0039 (J)		
8/18/2016	0.0758	0.0136	0.0034 (J)			
10/10/2016	0.0712	0.0134	0.0047 (J)	0.0029 (J)		
12/7/2016		0.0128	0.0066 (J)			
12/8/2016	0.0682			<0.01		
1/23/2017					0.0125	
2/7/2017					0.0163	
2/17/2017	0.066					
2/20/2017		0.0122	0.0026 (J)	0.0024 (J)		
3/27/2017					0.0157	
4/17/2017					0.0178	
4/19/2017		0.0124	0.002 (J)			
4/20/2017	0.0662			0.0019 (J)		
5/22/2017					0.0208	
6/1/2017				0.0026 (J)		
6/5/2017	0.071	0.0115	0.0015 (J)		0.0191	
7/11/2017					0.0218	
7/17/2017		0.0131	0.0013 (J)	0.0024 (J)		
7/19/2017	0.0703					
8/23/2017					0.0218	
3/26/2018					0.014	
3/28/2018				<0.01		
3/29/2018	0.056	0.013	0.0027 (J)			
6/13/2018		0.013	<0.01			
6/14/2018	0.059			<0.01		
6/15/2018					0.012	
10/18/2018						<0.01
10/22/2018	0.055	0.013	<0.01	<0.01	0.01	
3/1/2019	0.039	0.013	<0.01	<0.01	0.011	
4/2/2019					0.01	
4/3/2019	0.039	0.012	0.00095 (J)			
4/4/2019				0.00096 (J)		0.00033 (J)
5/2/2019	0.043					
9/24/2019						<0.01
9/27/2019	0.045	0.012			0.0036 (J)	
9/30/2019			0.00099 (J)	<0.01		
2/25/2020	0.039	0.014				
2/26/2020			<0.01	<0.01	0.0023 (J)	<0.01
3/20/2020	0.039					
3/23/2020		0.013			0.0037 (J)	<0.01
3/24/2020				<0.01		
3/25/2020			<0.01			
9/24/2020	0.04	0.011				
9/25/2020			0.00081 (J)		0.0027 (J)	
9/28/2020				<0.01		<0.01
2/19/2021	0.046	0.011	<0.01			
2/22/2021						<0.01
2/23/2021				<0.01		
3/8/2021					0.0031 (J)	
3/25/2021					0.0017 (J)	

ND substitution: RL or RL/2 if <15% NDs.

Confidence Interval

Constituent: Molybdenum (mg/L) Analysis Run 4/18/2023 12:41 PM View: Appendix IV

Plant Bowen Client: Southern Company Data: Bowen AP-1

	BGWC-22	BGWC-23	BGWC-24	BGWC-25	BGWC-30	BGWC-31
3/26/2021		0.011 (J)	<0.01	<0.01		
3/29/2021	0.045					<0.01
7/19/2021	0.044	0.011	<0.01			
7/20/2021					0.0018 (J)	
8/19/2021				<0.01	0.0032 (J)	
8/20/2021						<0.01
8/23/2021	0.041	0.0098 (J)	<0.01			
11/1/2021	0.043	0.0092 (J)	<0.01		0.0032 (J)	
2/14/2022		0.0079 (J)			0.0048 (J)	
2/15/2022	0.039		<0.01			
2/16/2022				<0.01		<0.01
7/27/2022				<0.01		
7/28/2022						<0.01
8/1/2022		0.0071 (J)			0.0047 (J)	
8/2/2022	0.04		0.0027 (J)			
10/21/2022			<0.01 (R)			
Mean	0.05243	0.01179	0.006106	0.00743	0.0099	0.009121
Std. Dev.	0.01338	0.001785	0.003993	0.003605	0.00711	0.002916
Upper Lim.	0.0662	0.01272	0.01	0.01	0.01246	0.01
Lower Lim.	0.04	0.01107	0.0024	0.0029	0.005382	0.01

ND substitution: RL or RL/2 if <15% NDs.

Confidence Interval

Constituent: Molybdenum (mg/L) Analysis Run 4/18/2023 12:41 PM View: Appendix IV

Plant Bowen Client: Southern Company Data: Bowen AP-1

	BGWC-32	BGWC-34D	BGWC-35D	BGWC-36D	BGWC-37D	BGWC-38D
10/17/2018				0.017		
10/19/2018		0.0021 (J)				
10/22/2018	0.0038 (J)		0.033			
11/29/2018			0.03			
1/14/2019				0.013		
4/2/2019				0.011		
4/4/2019		0.0011 (J)	0.03			
4/5/2019	0.0035 (J)					
5/2/2019						0.11
5/3/2019	0.0048 (J)				0.04	
9/24/2019		<0.01				
9/26/2019	0.003 (J)		0.033			
9/27/2019				0.013		
2/25/2020			0.026		0.012	
2/26/2020				0.0032 (J)		
2/27/2020	0.0032 (J)	0.001 (J)				0.11
3/23/2020				0.0058 (J)		
3/24/2020	0.0031 (J)	0.001 (J)			0.01	0.12
3/25/2020			0.022			
9/2/2020						0.1
9/25/2020	0.003 (J)		0.024		0.0088 (J)	
9/28/2020		0.00078 (J)		0.0084 (J)		
2/19/2021		0.0009 (J)				
2/22/2021			0.035		0.012	
2/23/2021	0.0032 (J)					
3/8/2021				0.0083 (J)		
3/9/2021						0.13
3/25/2021				0.013		
3/26/2021			0.036		0.017	
3/29/2021						0.13
3/30/2021	0.0037 (J)	0.0011 (J)				
8/19/2021						0.076
8/20/2021			0.04		0.016	
8/23/2021				0.014		
8/24/2021		0.00098 (J)				
8/25/2021	0.0038 (J)					
11/1/2021						0.081
2/14/2022				0.012		0.097
2/16/2022	0.0038 (J)	0.00094 (J)				
2/17/2022			0.039		0.016	
7/28/2022		0.0011 (J)	0.036		0.0082 (J)	
7/29/2022	0.0036 (J)			0.0095 (J)		
8/2/2022						0.093
Mean	0.003542	0.001455	0.032	0.01068	0.01556	0.1047
Std. Dev.	0.0005071	0.001226	0.005752	0.003825	0.00972	0.01878
Upper Lim.	0.00394	0.0021	0.03651	0.01368	0.02191	0.1215
Lower Lim.	0.003144	0.0009	0.02749	0.007682	0.008686	0.08794

ND substitution: RL or RL/2 if <15% NDs.

Confidence Interval

Constituent: Molybdenum (mg/L) Analysis Run 4/18/2023 12:41 PM View: Appendix IV

Plant Bowen Client: Southern Company Data: Bowen AP-1

	BGWC-39	BGWC-40	BGWC-41D	BGWC-42D	BGWC-43D	BGWC-44D
2/27/2020	0.0039 (J)					
2/28/2020		0.0014 (J)				
3/24/2020	0.0026 (J)					
3/25/2020		0.0012 (J)				
5/4/2020			<0.01		0.14	<0.01
5/11/2020				0.02		
5/20/2020				0.021	0.16	
9/2/2020			0.015			
9/3/2020				0.018	0.11	0.0055 (J)
9/29/2020	0.01	0.00069 (J)				
2/18/2021						0.0062 (J)
2/22/2021	0.0076 (J)	<0.01	0.013	0.0052 (J)		
3/8/2021					0.2	
3/29/2021					0.21	
3/30/2021		<0.01				
3/31/2021	0.0062 (J)		0.011			0.0023 (J)
4/1/2021				0.0059 (J)		
7/20/2021					0.24	
8/18/2021						0.0041 (J)
8/20/2021				0.013		
8/23/2021					0.21	
8/24/2021	0.0076 (J)	<0.01	0.011			
2/9/2022						0.0011 (J)
2/15/2022			0.0087 (J)		0.15	
2/16/2022	0.0052 (J)	<0.01				
2/17/2022				0.0055 (J)		
7/26/2022						0.012
7/28/2022		<0.01		0.0092 (J)		
7/29/2022			0.008 (J)			
8/1/2022					0.16	
8/2/2022	0.0062 (J)					
Mean	0.006163	0.006661	0.01024	0.01223	0.1756	0.005171
Std. Dev.	0.002318	0.004612	0.003324	0.00671	0.04157	0.003507
Upper Lim.	0.008619	0.01	0.01419	0.01934	0.2157	0.009337
Lower Lim.	0.003706	0.00069	0.006295	0.005113	0.1354	0.001006

ND substitution: RL or RL/2 if <15% NDs.

Confidence Interval

Constituent: Molybdenum (mg/L) Analysis Run 4/18/2023 12:41 PM View: Appendix IV

Plant Bowen Client: Southern Company Data: Bowen AP-1

	BGWC-49D	BGWC-50D	BGWC-51	BGWC-52	BGWC-7	BGWC-8
6/7/2016						0.00063 (J)
6/8/2016					0.0088 (J)	
8/10/2016						0.0039 (J)
8/11/2016					0.01	
10/4/2016						0.0052 (J)
10/6/2016					0.0117	
12/2/2016						<0.01
12/6/2016					0.0102	
2/14/2017						0.0044 (J)
2/15/2017					0.0018 (J)	
4/14/2017						0.0013 (J)
4/18/2017					0.0103	
5/26/2017						0.0024 (J)
6/2/2017					0.0129	
7/10/2017						0.0013 (J)
7/14/2017					0.0129	
3/26/2018						<0.01
3/27/2018					0.01	
6/12/2018						0.0026 (J)
6/13/2018					0.013	
10/16/2018						0.0041 (J)
10/18/2018					0.01 (J)	
2/25/2019						<0.01
2/28/2019					0.016	
4/1/2019						0.00054 (J)
4/2/2019					0.011	
9/24/2019					0.01 (J)	0.0016 (J)
2/19/2020						0.0018 (J)
2/21/2020					0.011	
3/18/2020						<0.01
3/19/2020					0.011	
9/23/2020						<0.01
9/25/2020					0.0099 (J)	
1/28/2021			<0.01	0.0038 (J)		
2/16/2021						0.0011 (J)
2/18/2021					0.0098 (J)	
2/23/2021			<0.01	0.0039 (J)		
3/24/2021						<0.01
3/30/2021			0.0027 (J)	0.0035 (J)	0.011	
4/19/2021	0.0067 (J)	0.0043 (J)				
8/18/2021		0.0021 (J)				0.0019 (J)
8/19/2021					0.0094 (J)	
8/23/2021			<0.01	0.0038 (J)		
8/24/2021	0.0049 (J)					
2/9/2022		0.0032 (J)				
2/10/2022						0.00081 (J)
2/11/2022					0.0088 (J)	
2/14/2022			<0.01	0.0041 (J)		
2/17/2022	0.0056 (J)					
7/26/2022		0.0029 (J)				0.00096 (J)
7/28/2022				0.0053 (J)	0.009 (J)	
8/1/2022	0.0066 (J)		<0.01			

ND substitution: RL or RL/2 if <15% NDs.

Confidence Interval

Constituent: Molybdenum (mg/L) Analysis Run 4/18/2023 12:41 PM View: Appendix IV

Plant Bowen Client: Southern Company Data: Bowen AP-1

	BGWC-49D	BGWC-50D	BGWC-51	BGWC-52	BGWC-7	BGWC-8
Mean	0.00595	0.003125	0.008783	0.004067	0.01039	0.004297
Std. Dev.	0.0008583	0.0009106	0.00298	0.0006346	0.002555	0.003786
Upper Lim.	0.007899	0.005192	0.01	0.0053	0.0117	0.002599
Lower Lim.	0.004001	0.001058	0.0027	0.0035	0.0098	0.00121

Confidence Interval

Constituent: Molybdenum (mg/L) Analysis Run 4/18/2023 12:41 PM View: Appendix IV

Plant Bowen Client: Southern Company Data: Bowen AP-1

	BGWC-9
6/6/2016	0.0028 (J)
8/11/2016	0.003 (J)
10/5/2016	0.0032 (J)
12/5/2016	0.0033 (J)
2/15/2017	0.0027 (J)
4/17/2017	0.0025 (J)
5/26/2017	0.0029 (J)
7/11/2017	0.0029 (J)
3/27/2018	0.0031 (J)
6/12/2018	0.0043 (J)
10/17/2018	0.0038 (J)
4/1/2019	0.0027 (J)
9/24/2019	0.0041 (J)
2/20/2020	0.002 (J)
3/19/2020	0.0024 (J)
9/24/2020	0.0034 (J)
2/17/2021	0.0033 (J)
3/24/2021	0.0027 (J)
8/18/2021	0.0028 (J)
2/10/2022	0.0026 (J)
7/26/2022	0.0029 (J)
Mean	0.003019
Std. Dev.	0.000551
Upper Lim.	0.003323
Lower Lim.	0.002715

Confidence Interval

Constituent: Selenium (mg/L) Analysis Run 4/18/2023 12:41 PM View: Appendix IV

Plant Bowen Client: Southern Company Data: Bowen AP-1

	BGWA-6	BGWC-12	BGWC-14A	BGWC-16	BGWC-17	BGWC-18
6/6/2016	<0.005					
6/7/2016		<0.005		<0.005	0.0004 (J)	
6/8/2016						<0.005
8/10/2016	<0.005					
8/11/2016				<0.005	<0.005	
8/12/2016		<0.005				<0.005
10/4/2016	<0.005					
10/6/2016		<0.005				
10/7/2016				<0.005	<0.005	<0.005
12/1/2016	<0.005					
12/5/2016		<0.005				
12/6/2016				<0.005	<0.005	<0.005
2/14/2017	<0.005					
2/15/2017		<0.005				
2/16/2017				0.0012 (J)	<0.005	<0.005
4/13/2017	<0.005					
4/18/2017		<0.005		<0.005		
4/19/2017					<0.005	<0.005
5/25/2017	<0.005					
5/30/2017				<0.005	<0.005	
6/1/2017						<0.005
6/2/2017		<0.005				
7/7/2017	<0.005					
7/13/2017		<0.005				
7/14/2017				<0.005	<0.005	<0.005
3/27/2018				<0.005	<0.005	<0.005
3/28/2018		<0.005				
2/25/2019				<0.005		
2/27/2019					<0.005	<0.005
2/28/2019		<0.005				
4/1/2019		0.0004 (J)				
4/2/2019	0.00031 (J)			0.0006 (J)	0.00077 (J)	0.001 (J)
9/23/2019	<0.005					
9/25/2019		<0.005				
9/26/2019				<0.005	<0.005	<0.005
2/18/2020	<0.005					
2/20/2020				0.0026 (J)		
2/24/2020		<0.005			0.0013 (J)	<0.005
3/19/2020	<0.005	<0.005		0.0019 (J)	0.0022 (J)	
3/20/2020						<0.005
5/22/2020			0.0014 (J)			
6/23/2020			<0.005			
7/28/2020			<0.005			
9/2/2020			<0.005			
9/23/2020	<0.005					
9/24/2020				0.003 (J)	<0.005	<0.005
9/25/2020		<0.005				
10/1/2020			<0.005			
11/10/2020			<0.005			
12/15/2020			<0.005			
1/20/2021			<0.005			
2/18/2021	<0.005		<0.005	0.0017 (J)	<0.005	<0.005

ND substitution: RL or RL/2 if <15% NDs.

Confidence Interval

Constituent: Selenium (mg/L) Analysis Run 4/18/2023 12:41 PM View: Appendix IV

Plant Bowen Client: Southern Company Data: Bowen AP-1

	BGWA-6	BGWC-12	BGWC-14A	BGWC-16	BGWC-17	BGWC-18
2/19/2021		<0.005				
3/24/2021		<0.005	<0.005	0.0017 (J)	<0.005	<0.005
3/31/2021	0.0032 (J)					
8/16/2021	<0.005					
8/18/2021		<0.005	<0.005	<0.005		
8/19/2021					<0.005	<0.005
2/9/2022	<0.005		<0.005			
2/11/2022		<0.005		<0.005	<0.005	
2/16/2022						<0.005
7/26/2022	<0.005		<0.005			
7/27/2022		<0.005		0.0018 (J)	<0.005	<0.005
Mean	0.004639	0.00477	0.004723	0.003725	0.004233	0.0048
Std. Dev.	0.001161	0.001029	0.0009985	0.001665	0.001603	0.0008944
Upper Lim.	0.005	0.005	0.005	0.005	0.005	0.005
Lower Lim.	0.0032	0.0004	0.0014	0.0018	0.0022	0.001

ND substitution: RL or RL/2 if <15% NDs.

Confidence Interval

Constituent: Selenium (mg/L) Analysis Run 4/18/2023 12:41 PM View: Appendix IV

Plant Bowen Client: Southern Company Data: Bowen AP-1

	BGWC-19	BGWC-20	BGWC-21	BGWC-22	BGWC-23	BGWC-24
6/8/2016	0.00043 (J)	<0.005	<0.005	<0.005		
6/9/2016					<0.005	0.00099 (J)
8/12/2016	<0.005	<0.005				
8/18/2016			<0.005	<0.005	<0.005	0.0023 (J)
10/7/2016	<0.005					
10/10/2016		<0.005	0.001 (J)	<0.005	<0.005	0.004 (J)
12/7/2016	<0.005	0.0037 (J)			0.0176	0.0302
12/8/2016			<0.005	0.012		
2/16/2017	<0.005					
2/17/2017		<0.005	<0.005	<0.005		
2/20/2017					<0.005	0.0044 (J)
4/19/2017	<0.005	<0.005	<0.005		<0.005	0.0046 (J)
4/20/2017				<0.005		
6/1/2017	<0.005	<0.005	<0.005			
6/5/2017				0.0018 (J)	<0.005	0.0033 (J)
7/14/2017	<0.005					
7/17/2017					<0.005	0.0052 (J)
7/18/2017		<0.005	<0.005			
7/19/2017				<0.005		
3/27/2018	<0.005					
3/28/2018		<0.005	<0.005			
3/29/2018				<0.005	<0.005	<0.05
2/27/2019		<0.005				
3/1/2019	<0.005			<0.005	<0.005	<0.05
4/3/2019	0.00058 (J)	<0.005	0.00012 (J)	<0.005	<0.005	0.0038 (J)
9/26/2019	<0.005	<0.005				
9/27/2019				<0.005	<0.005	
9/30/2019			<0.005			0.0065 (J)
2/24/2020	0.0013 (J)	<0.005				
2/25/2020				<0.005	0.002 (J)	
2/26/2020			<0.005			0.0077 (J)
3/20/2020	<0.005		<0.005	<0.005		
3/23/2020		<0.005			<0.005	
3/25/2020						0.0067 (J)
9/24/2020			<0.005	0.0026 (J)	<0.005	
9/25/2020						0.01
9/28/2020	<0.005	<0.005				
2/18/2021	<0.005	<0.005				
2/19/2021			<0.005	<0.005	<0.005	0.0065
3/26/2021	<0.005				<0.005	<0.05
3/29/2021		<0.005	<0.005	<0.005		
8/20/2021	<0.005	<0.005	<0.005			
8/23/2021				<0.005	<0.005	0.0045 (J)
2/14/2022					<0.005	
2/15/2022				<0.005		0.0055
2/16/2022	<0.005	<0.005	<0.005			
7/27/2022	<0.005	<0.005				
7/28/2022			<0.005			
8/1/2022					<0.005	
8/2/2022				<0.005		0.0027 (J)
10/21/2022						0.0045 (J)
Mean	0.004365	0.004935	0.004533	0.00507	0.00548	0.008971

ND substitution: RL or RL/2 if <15% NDs.

Confidence Interval

Constituent: Selenium (mg/L) Analysis Run 4/18/2023 12:41 PM View: Appendix IV

Plant Bowen Client: Southern Company Data: Bowen AP-1

	BGWC-19	BGWC-20	BGWC-21	BGWC-22	BGWC-23	BGWC-24
Std. Dev.	0.001557	0.0002907	0.001408	0.001848	0.00293	0.008885
Upper Lim.	0.005	0.005	0.005	0.012	0.0176	0.009913
Lower Lim.	0.0013	0.0037	0.001	0.0026	0.002	0.003819

Confidence Interval

Constituent: Selenium (mg/L) Analysis Run 4/18/2023 12:41 PM View: Appendix IV

Plant Bowen Client: Southern Company Data: Bowen AP-1

	BGWC-30	BGWC-31	BGWC-32	BGWC-34D	BGWC-36D	BGWC-38D
1/23/2017	0.015					
2/7/2017	0.0114					
3/27/2017	0.0092 (J)					
4/17/2017	0.0082 (J)					
5/22/2017	0.0094 (J)					
6/5/2017	0.0118					
7/11/2017	0.012					
8/23/2017	0.0097 (J)					
3/26/2018	<0.01					
3/1/2019	0.01 (J)					
4/2/2019	0.0092 (J)				0.014	
4/4/2019		8E-05 (J)		0.0001 (J)		
4/5/2019			0.00015 (J)			
9/24/2019		<0.005		<0.005		
9/26/2019			<0.005			
9/27/2019	0.0033 (J)				0.0071 (J)	
2/26/2020	<0.01	<0.005			0.0029 (J)	
2/27/2020			<0.005	<0.005		<0.005
3/23/2020	0.0041 (J)	<0.005			0.0033 (J)	
3/24/2020			<0.005	<0.005		<0.005
9/2/2020						0.003 (J)
9/25/2020	0.0035 (J)		<0.005			
9/28/2020		<0.005		<0.005	0.0076 (J)	
2/19/2021				<0.005		
2/22/2021		<0.005				
2/23/2021			<0.005			
3/8/2021	0.0048 (J)				0.011	
3/9/2021						0.005
3/25/2021	0.0021 (J)				0.012	
3/29/2021		<0.005				<0.005
3/30/2021			<0.005	<0.005		
8/19/2021	0.0052					<0.005
8/20/2021		<0.005				
8/23/2021					0.0086	
8/24/2021				<0.005		
8/25/2021			<0.005			
2/14/2022	0.0084				0.011	<0.005
2/16/2022		<0.005	<0.005	<0.005		
7/28/2022		<0.005		<0.005		
7/29/2022			<0.005		0.011	
8/1/2022	0.0074					
8/2/2022						<0.005
Mean	0.007735	0.004508	0.004515	0.00451	0.00885	0.00475
Std. Dev.	0.003482	0.001556	0.001534	0.00155	0.00367	0.0007071
Upper Lim.	0.009712	0.005	0.005	0.005	0.01212	0.005
Lower Lim.	0.005758	0.005	0.005	0.005	0.005576	0.003

ND substitution: RL or RL/2 if <15% NDs.

Confidence Interval

Constituent: Selenium (mg/L) Analysis Run 4/18/2023 12:41 PM View: Appendix IV

Plant Bowen Client: Southern Company Data: Bowen AP-1

	BGWC-39	BGWC-40	BGWC-41D	BGWC-42D	BGWC-43D	BGWC-51
2/27/2020	<0.005					
2/28/2020		0.0018 (J)				
3/24/2020	<0.005					
3/25/2020		0.0039 (J)				
9/2/2020			0.0016 (J)			
9/3/2020				0.0022 (J)	0.0028 (J)	
9/29/2020	0.002 (J)	0.005 (J)				
1/28/2021						0.014
2/22/2021	<0.005	0.0094	<0.005	<0.005		
2/23/2021						0.013
3/8/2021					<0.005	
3/29/2021					<0.005	
3/30/2021		0.0098				0.01 (J)
3/31/2021	0.002 (J)		0.0016 (J)			
4/1/2021				0.0027 (J)		
8/20/2021				<0.005		
8/23/2021					<0.005	0.013
8/24/2021	<0.005	0.0096	<0.005			
2/14/2022						0.0042 (J)
2/15/2022			<0.005		<0.005	
2/16/2022	<0.005	0.0084				
2/17/2022				<0.005		
7/28/2022		0.007		<0.005		
7/29/2022			<0.005			
8/1/2022					<0.005	0.0036 (J)
8/2/2022	<0.005					
Mean	0.00425	0.006863	0.003867	0.00415	0.004633	0.009633
Std. Dev.	0.001389	0.002996	0.001756	0.001326	0.0008981	0.004643
Upper Lim.	0.005	0.01004	0.005	0.005	0.005	0.01488
Lower Lim.	0.002	0.003687	0.0016	0.0022	0.0028	0.0004256

ND substitution: RL or RL/2 if <15% NDs.

Confidence Interval

Constituent: Selenium (mg/L) Analysis Run 4/18/2023 12:41 PM View: Appendix IV

Plant Bowen Client: Southern Company Data: Bowen AP-1

	BGWC-52	BGWC-8	BGWC-9
6/6/2016			0.00031 (J)
6/7/2016		4.8E-05 (J)	
8/10/2016		<0.005	
8/11/2016			0.001 (J)
10/4/2016		<0.005	
10/5/2016			0.0017 (J)
12/2/2016		<0.005	
12/5/2016			<0.005
2/14/2017		<0.005	
2/15/2017			<0.005
4/14/2017		<0.005	
4/17/2017			<0.005
5/26/2017		<0.005	0.0014 (J)
7/10/2017		<0.005	
7/11/2017			<0.005
3/26/2018		<0.005	
3/27/2018			<0.005
2/25/2019		<0.005	
4/1/2019		0.00015 (J)	0.0004 (J)
9/24/2019		<0.005	<0.005
2/19/2020		<0.005	
2/20/2020			<0.005
3/18/2020		<0.005	
3/19/2020			0.0015 (J)
9/23/2020		<0.005	
9/24/2020			<0.005
1/28/2021	<0.005		
2/16/2021		<0.005	
2/17/2021			<0.005
2/23/2021	0.0016 (J)		
3/24/2021		<0.005	<0.005
3/30/2021	<0.005		
8/18/2021		<0.005	0.0014 (J)
8/23/2021	<0.005		
2/10/2022		<0.005	<0.005
2/14/2022	0.0018 (J)		
7/26/2022		<0.005	0.0015 (J)
7/28/2022	<0.005		
Mean	0.0039	0.00451	0.003379
Std. Dev.	0.001705	0.001509	0.00198
Upper Lim.	0.005	0.005	0.005
Lower Lim.	0.0016	0.00015	0.0014

ND substitution: RL or RL/2 if <15% NDs.

Confidence Interval

Constituent: Thallium (mg/L) Analysis Run 4/18/2023 12:41 PM View: Appendix IV

Plant Bowen Client: Southern Company Data: Bowen AP-1

	BGWA-6	BGWC-12	BGWC-14A	BGWC-16	BGWC-17	BGWC-18
6/6/2016	<0.001					
6/7/2016		<0.001		0.0002 (J)	8.5E-05 (J)	
6/8/2016						<0.001
8/10/2016	7E-05 (J)					
8/11/2016				0.0002 (J)	8E-05 (J)	
8/12/2016		9E-05 (J)				6E-05 (J)
10/4/2016	<0.001					
10/6/2016		<0.001				
10/7/2016				0.0002 (J)	<0.001	<0.001
12/1/2016	<0.001					
12/5/2016		<0.001				
12/6/2016				0.0003 (J)	<0.001	<0.001
2/14/2017	<0.001					
2/15/2017		<0.001				
2/16/2017				0.0003 (J)	<0.001	<0.001
4/13/2017	0.0001 (J)					
4/18/2017		9E-05 (J)		0.0002 (J)		
4/19/2017					8E-05 (J)	<0.001
5/25/2017	6E-05 (J)					
5/30/2017				0.0002 (J)	9E-05 (J)	
6/1/2017						<0.001
6/2/2017		<0.001				
7/7/2017	7E-05 (J)					
7/13/2017		8E-05 (J)				
7/14/2017				0.0002 (J)	9E-05 (J)	<0.001
3/27/2018				0.00019 (J)	<0.001	<0.001
3/28/2018		<0.001				
6/12/2018				0.0002 (J)		
6/14/2018		<0.001			<0.001	<0.001
10/16/2018	<0.001					
10/17/2018		<0.001			<0.001	
10/18/2018				0.0002 (J)		<0.001
2/25/2019				0.00023 (J)		
2/27/2019					<0.001	<0.001
2/28/2019		<0.001				
4/1/2019		<0.001				
4/2/2019	6.2E-05 (J)			0.0002 (J)	7.5E-05 (J)	<0.001
9/23/2019	6E-05 (J)					
9/25/2019		6E-05 (J)				
9/26/2019				0.00023 (J)	0.00026 (J)	7.1E-05 (J)
2/18/2020	5.3E-05 (J)					
2/20/2020				0.00028 (J)		
2/24/2020		<0.001			5.9E-05 (J)	6.8E-05 (J)
3/19/2020	6.1E-05 (J)	6.2E-05 (J)		0.00022 (J)	6.1E-05 (J)	
3/20/2020						<0.001
5/22/2020			0.00016 (J)			
6/23/2020			0.00011 (J)			
7/28/2020			0.00026 (J)			
9/2/2020			0.00035 (J)			
9/23/2020	<0.001					
9/24/2020				0.00024 (J)	0.00018 (J)	<0.001
9/25/2020		<0.001				

ND substitution: RL or RL/2 if <15% NDs.

Confidence Interval

Constituent: Thallium (mg/L) Analysis Run 4/18/2023 12:41 PM View: Appendix IV

Plant Bowen Client: Southern Company Data: Bowen AP-1

	BGWA-6	BGWC-12	BGWC-14A	BGWC-16	BGWC-17	BGWC-18
10/1/2020			0.0005 (J)			
11/10/2020			0.00044 (J)			
12/15/2020			0.00044			
1/20/2021			0.00031 (J)			
2/18/2021	<0.001		0.00077 (J)	0.00023 (J)	<0.001	<0.001
2/19/2021		<0.001				
3/24/2021		<0.001	0.00023 (J)	0.00019 (J)	<0.001	<0.001
3/31/2021	0.00017 (J)					
8/16/2021	<0.001					
8/18/2021		<0.001	0.00039 (J)	0.00023 (J)		
8/19/2021					<0.001	<0.001
2/9/2022	<0.001		0.00024 (J)			
2/11/2022		<0.001		0.00024 (J)	<0.001	
2/16/2022						<0.001
7/26/2022	<0.001		0.00047 (J)			
7/27/2022		<0.001		0.00025 (J)	<0.001	<0.001
Mean	0.0005635	0.0007901	0.0003592	0.0002241	0.0005936	0.0008727
Std. Dev.	0.0004734	0.0003962	0.0001732	3.347E-05	0.0004575	0.000328
Upper Lim.	0.001	0.001	0.000488	0.00024	0.001	0.001
Lower Lim.	6.1E-05	9E-05	0.0002305	0.0002	8.5E-05	7.1E-05

ND substitution: RL or RL/2 if <15% NDs.

Confidence Interval

Constituent: Thallium (mg/L) Analysis Run 4/18/2023 12:41 PM View: Appendix IV

Plant Bowen Client: Southern Company Data: Bowen AP-1

	BGWC-19	BGWC-20	BGWC-22	BGWC-23	BGWC-24	BGWC-30
6/8/2016	8.5E-05 (J)	<0.001	0.00035 (J)			
6/9/2016				0.0001 (J)	0.00022 (J)	
8/12/2016	8E-05 (J)	<0.001				
8/18/2016			0.0005 (J)	<0.001	<0.001	
10/7/2016	<0.001					
10/10/2016		<0.001	0.0006 (J)	<0.001	0.0003 (J)	
12/7/2016	<0.001	<0.001		<0.001	<0.001	
12/8/2016			0.0005 (J)			
1/23/2017						0.0008 (J)
2/7/2017						0.0008 (J)
2/16/2017	<0.001					
2/17/2017		<0.001	0.0006 (J)			
2/20/2017				<0.001	0.0003 (J)	
3/27/2017						0.0006 (J)
4/17/2017						0.0007 (J)
4/19/2017	6E-05 (J)	<0.001		<0.001	0.0004 (J)	
4/20/2017			0.0006 (J)			
5/22/2017						0.0008 (J)
6/1/2017	8E-05 (J)	<0.001				
6/5/2017			0.0006 (J)	<0.001	0.0004 (J)	0.0007 (J)
7/11/2017						0.0007 (J)
7/14/2017	8E-05 (J)					
7/17/2017				<0.001	0.0004 (J)	
7/18/2017		<0.001				
7/19/2017			0.0007 (J)			
8/23/2017						0.0007 (J)
3/26/2018						0.00058 (J)
3/27/2018	<0.001					
3/28/2018		<0.001				
3/29/2018			0.00063 (J)	<0.001	0.00048 (J)	
6/13/2018		<0.001		<0.001	0.00053 (J)	
6/14/2018			0.00069 (J)			
6/15/2018	<0.001					0.00056 (J)
10/19/2018	<0.001					
10/22/2018		<0.001	0.00071 (J)	<0.001	0.00047 (J)	0.00034 (J)
2/27/2019		<0.001				
3/1/2019	<0.001		0.00074 (J)	<0.001	0.0007 (J)	0.00024 (J)
4/2/2019						0.00024 (J)
4/3/2019	<0.001	<0.001	0.0007 (J)	<0.001	0.00064 (J)	
9/26/2019	8E-05 (J)	<0.001				
9/27/2019			0.00088 (J)	0.00018 (J)		0.00014 (J)
9/30/2019					0.00069 (J)	
2/24/2020	<0.001	<0.001				
2/25/2020			0.00062 (J)	0.00015 (J)		
2/26/2020					0.00073 (J)	8.5E-05 (J)
3/20/2020	<0.001		0.00063 (J)			
3/23/2020		0.0002 (J)		0.00016 (J)		9.1E-05 (J)
3/25/2020					0.00066 (J)	
9/24/2020			0.001	0.00038 (J)		
9/25/2020					0.00057 (J)	<0.001
9/28/2020	<0.001	<0.001				
2/18/2021	<0.001	<0.001				

ND substitution: RL or RL/2 if <15% NDs.

Confidence Interval

Constituent: Thallium (mg/L) Analysis Run 4/18/2023 12:41 PM View: Appendix IV

Plant Bowen Client: Southern Company Data: Bowen AP-1

	BGWC-19	BGWC-20	BGWC-22	BGWC-23	BGWC-24	BGWC-30
2/19/2021			0.00089 (J)	0.00039 (J)	0.0005 (J)	
3/8/2021						<0.001
3/25/2021						<0.001
3/26/2021	<0.001			0.00069 (J)	0.00057 (J)	
3/29/2021		<0.001	0.0009 (J)			
8/19/2021						0.00022 (J)
8/20/2021	<0.001	0.00025 (J)				
8/23/2021			0.00088 (J)	<0.001	0.00051 (J)	
2/14/2022				<0.001		<0.001
2/15/2022			0.0011		0.00045 (J)	
2/16/2022	0.00021 (J)	<0.001				
7/27/2022	<0.001	<0.001				
8/1/2022				<0.001		<0.001
8/2/2022			0.00098 (J)		<0.001	
10/21/2022					0.00032 (J)	
Mean	0.0007125	0.0009295	0.0007182	0.000775	0.000493	0.0006044
Std. Dev.	0.0004316	0.0002282	0.0001855	0.0003552	0.0001363	0.0003214
Upper Lim.	0.001	0.001	0.0008177	0.001	0.0005643	0.0004833
Lower Lim.	8.5E-05	0.00025	0.0006186	0.00039	0.0004218	0.0002275

ND substitution: RL or RL/2 if <15% NDs.

Confidence Interval

Constituent: Thallium (mg/L) Analysis Run 4/18/2023 12:41 PM View: Appendix IV

Plant Bowen Client: Southern Company Data: Bowen AP-1

	BGWC-32	BGWC-34D	BGWC-35D	BGWC-36D	BGWC-38D	BGWC-39
10/17/2018				0.00026 (J)		
10/19/2018		<0.001				
10/22/2018	0.00014 (J)		<0.001			
4/2/2019				0.00022 (J)		
4/4/2019		<0.001	<0.001			
4/5/2019	0.00046 (J)					
9/24/2019		<0.001				
9/26/2019	0.00017 (J)		<0.001			
9/27/2019				0.00037 (J)		
2/25/2020			<0.001			
2/26/2020				0.00013 (J)		
2/27/2020	0.00013 (J)	8.9E-05 (J)			0.0027	0.00017 (J)
3/23/2020				0.00011 (J)		
3/24/2020	8.4E-05 (J)	<0.001			5.6E-05 (J)	0.00013 (J)
3/25/2020			6.8E-05 (J)			
9/2/2020					0.00042 (J)	
9/25/2020	0.00014 (J)		<0.001			
9/28/2020		<0.001		0.00019 (J)		
9/29/2020						0.00025 (J)
2/19/2021		<0.001				
2/22/2021			0.00016 (J)			0.00021 (J)
2/23/2021	0.00015 (J)					
3/8/2021				0.0002 (J)		
3/9/2021					<0.001	
3/25/2021				0.00019 (J)		
3/26/2021			<0.001			
3/29/2021					0.00018 (J)	
3/30/2021	0.00016 (J)	<0.001				
3/31/2021						0.00017 (J)
8/19/2021					<0.001	
8/20/2021			0.00026 (J)			
8/23/2021				0.00024 (J)		
8/24/2021		<0.001				0.00027 (J)
8/25/2021	<0.001					
2/14/2022				0.00022 (J)	<0.001	
2/16/2022	<0.001	<0.001				<0.001
2/17/2022			<0.001			
7/28/2022		<0.001	0.00022 (J)			
7/29/2022	<0.001			0.00018 (J)		
8/2/2022					<0.001	<0.001
Mean	0.0004031	0.0009172	0.0007007	0.00021	0.0009195	0.0004
Std. Dev.	0.0003955	0.0002747	0.0004177	6.885E-05	0.0008227	0.0003731
Upper Lim.	0.001	0.001	0.001	0.0002674	0.001086	0.001
Lower Lim.	0.00013	0.001	0.00016	0.0001526	1.754E-05	0.00013

ND substitution: RL or RL/2 if <15% NDs.

Confidence Interval

Constituent: Thallium (mg/L) Analysis Run 4/18/2023 12:41 PM View: Appendix IV

Plant Bowen Client: Southern Company Data: Bowen AP-1

	BGWC-40	BGWC-43D	BGWC-51	BGWC-52	BGWC-7	BGWC-9
6/6/2016						<0.001
6/8/2016					<0.001	
8/11/2016					<0.001	<0.001
10/5/2016						<0.001
10/6/2016					<0.001	
12/5/2016						<0.001
12/6/2016					<0.001	
2/15/2017					<0.001	<0.001
4/17/2017						<0.001
4/18/2017					<0.001	
5/26/2017						<0.001
6/2/2017					<0.001	
7/11/2017						<0.001
7/14/2017					<0.001	
3/27/2018					<0.001	<0.001
6/12/2018						<0.001
6/13/2018					<0.001	
10/17/2018						<0.001
10/18/2018					<0.001	
2/28/2019					<0.001	
4/1/2019						6.5E-05 (J)
4/2/2019					7E-05 (J)	
9/24/2019					8.7E-05 (J)	<0.001
2/20/2020						0.00022 (J)
2/21/2020					9.6E-05 (J)	
2/28/2020	<0.001					
3/19/2020					0.00011 (J)	0.00018 (J)
3/25/2020	0.00014 (J)					
9/3/2020		0.0024				
9/24/2020						<0.001
9/25/2020					<0.001	
9/29/2020	<0.001					
1/28/2021			0.0002 (J)	0.00045 (J)		
2/17/2021						<0.001
2/18/2021					<0.001	
2/22/2021	<0.001					
2/23/2021			<0.001	0.00023 (J)		
3/8/2021		0.0015				
3/24/2021						<0.001
3/29/2021		0.0016				
3/30/2021	<0.001		0.0004 (J)	0.00024 (J)	0.00015 (J)	
8/18/2021						<0.001
8/19/2021					0.00023 (J)	
8/23/2021		0.0028	<0.001	0.00037 (J)		
8/24/2021	<0.001					
2/10/2022						<0.001
2/11/2022					0.0003 (J)	
2/14/2022			<0.001	<0.001		
2/15/2022		0.0034				
2/16/2022	<0.001					
7/26/2022						<0.001
7/28/2022	<0.001			<0.001	0.00029 (J)	

ND substitution: RL or RL/2 if <15% NDs.

Confidence Interval

Constituent: Thallium (mg/L) Analysis Run 4/18/2023 12:41 PM View: Appendix IV

Plant Bowen Client: Southern Company Data: Bowen AP-1

	BGWC-40	BGWC-43D	BGWC-51	BGWC-52	BGWC-7	BGWC-9
8/1/2022		0.0028	<0.001			
Mean	0.0008925	0.002417	0.0007667	0.0005483	0.000697	0.0008793
Std. Dev.	0.0003041	0.0007441	0.000367	0.0003594	0.0004139	0.0003041
Upper Lim.	0.001	0.003439	0.001	0.0004527	0.001	0.001
Lower Lim.	0.00014	0.001394	0.0002	0.0002038	0.00023	0.00022

ND substitution: RL or RL/2 if <15% NDs.

Non-Parametric Confidence Interval

Compliance Limit is not exceeded.

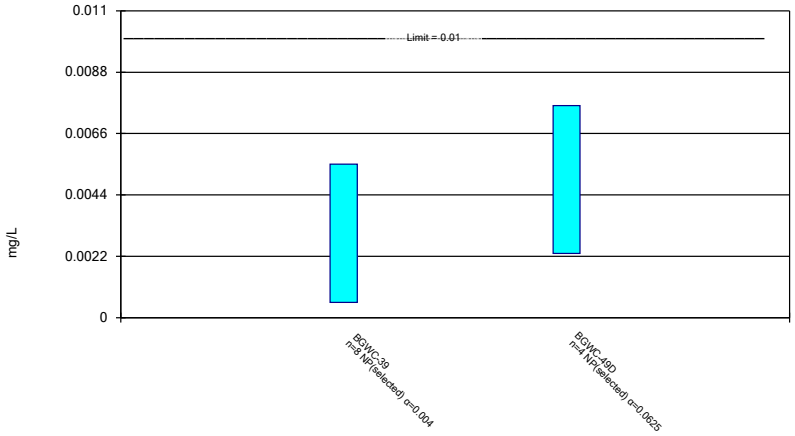

Normality testing disabled.

Constituent: Arsenic Analysis Run 4/18/2023 12:44 PM View: Appendix IV Nonparametric

Plant Bowen Client: Southern Company Data: Bowen AP-1

Sanitas™ v.9.6.37 Groundwater Stats Consulting. UG

Non-Parametric Confidence Interval

Compliance Limit is not exceeded.

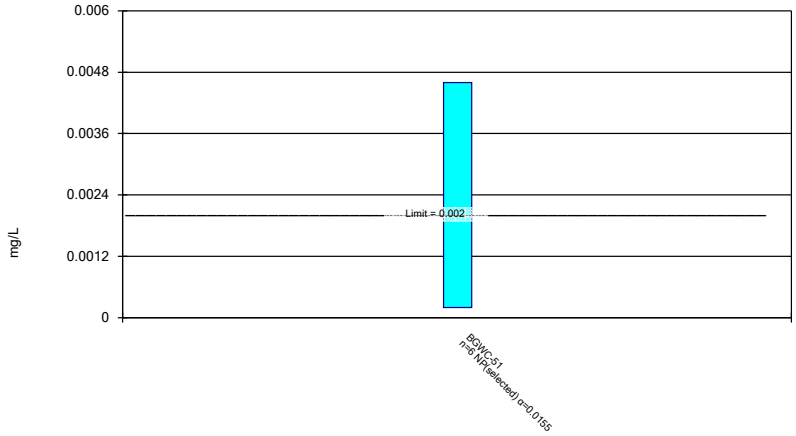

Normality testing disabled.

Constituent: Mercury Analysis Run 4/18/2023 12:44 PM View: Appendix IV Nonparametric

Plant Bowen Client: Southern Company Data: Bowen AP-1

Confidence Interval

Constituent: Arsenic (mg/L) Analysis Run 4/18/2023 12:45 PM View: Appendix IV Nonparametric

Plant Bowen Client: Southern Company Data: Bowen AP-1

	BGWC-39	BGWC-49D
2/27/2020	0.00055 (J)	
3/24/2020	<0.005	
9/29/2020	<0.005	
2/22/2021	0.0026 (J)	
3/31/2021	<0.005	
4/19/2021		0.0023 (J)
8/24/2021	0.0028 (J)	0.003 (J)
2/16/2022	0.0052	
2/17/2022		0.0057
8/1/2022		0.0076
8/2/2022	0.0055	
Mean	0.003956	0.00465
Std. Dev.	0.001772	0.002453
Upper Lim.	0.0055	0.0076
Lower Lim.	0.00055	0.0023

ND substitution: RL or RL/2 if <15% NDs.

Confidence Interval

Constituent: Mercury (mg/L) Analysis Run 4/18/2023 12:45 PM View: Appendix IV Nonparametric

Plant Bowen Client: Southern Company Data: Bowen AP-1

	BGWC-51
1/28/2021	0.0046
2/23/2021	0.0033
3/30/2021	0.002
8/23/2021	0.0014
2/14/2022	0.00025
8/1/2022	<0.0002
Mean	0.001958
Std. Dev.	0.001738
Upper Lim.	0.0046
Lower Lim.	0.0002

ND substitution: RL or RL/2 if <15% NDs.

FIGURE I.

Appendix IV Trend Tests - Significant Results

Plant Bowen Client: Southern Company Data: Bowen AP-1 Printed 4/18/2023, 2:04 PM

Constituent	Well	Slope	Calc.	Critical	Sig.	N	%NDs	Normality	Xform	Alpha	Method
Cobalt (mg/L)	**BGWC-22**	**0.004271**	**236**	**111**	**Yes**	**25**	**0**	**n/a**	**n/a**	**0.01**	**NP**

Appendix IV Trend Tests - All Results

Plant Bowen Client: Southern Company Data: Bowen AP-1 Printed 4/18/2023, 2:04 PM

Constituent	Well	Slope	Calc.	Critical	Sig.	N	%NDs	Normality	Xform	Alpha	Method
Arsenic (mg/L)	BGWA-2 (bg)	0	42	92	No	22	50	n/a	n/a	0.01	NP
Arsenic (mg/L)	BGWA-29 (bg)	0	18	92	No	22	59.09	n/a	n/a	0.01	NP
Arsenic (mg/L)	BGWA-33 (bg)	0.0004148	10	30	No	10	20	n/a	n/a	0.01	NP
Arsenic (mg/L)	BGWA-47D (bg)	0	10	43	No	13	69.23	n/a	n/a	0.01	NP
Arsenic (mg/L)	BGWA-48D (bg)	0.0006897	22	43	No	13	38.46	n/a	n/a	0.01	NP
Arsenic (mg/L)	BGWC-34D	0	8	43	No	13	0	n/a	n/a	0.01	NP
Cobalt (mg/L)	BGWA-2 (bg)	0	11	98	No	23	86.96	n/a	n/a	0.01	NP
Cobalt (mg/L)	BGWA-29 (bg)	0	0	92	No	22	100	n/a	n/a	0.01	NP
Cobalt (mg/L)	BGWA-33 (bg)	0	9	30	No	10	90	n/a	n/a	0.01	NP
Cobalt (mg/L)	BGWA-47D (bg)	0	10	43	No	13	92.31	n/a	n/a	0.01	NP
Cobalt (mg/L)	BGWA-48D (bg)	0	11	43	No	13	84.62	n/a	n/a	0.01	NP
Cobalt (mg/L)	**BGWC-22**	**0.004271**	**236**	**111**	**Yes**	**25**	**0**	**n/a**	**n/a**	**0.01**	**NP**
Molybdenum (mg/L)	BGWA-2 (bg)	0	22	98	No	23	47.83	n/a	n/a	0.01	NP
Molybdenum (mg/L)	BGWA-29 (bg)	0	-3	-92	No	22	95.45	n/a	n/a	0.01	NP
Molybdenum (mg/L)	BGWA-33 (bg)	-0.003088	-28	-34	No	11	0	n/a	n/a	0.01	NP
Molybdenum (mg/L)	BGWA-47D (bg)	0	12	43	No	13	92.31	n/a	n/a	0.01	NP
Molybdenum (mg/L)	BGWA-48D (bg)	-0.001741	-42	-43	No	13	0	n/a	n/a	0.01	NP
Molybdenum (mg/L)	BGWC-43D	0.02402	10	25	No	9	0	n/a	n/a	0.01	NP

Sanitas™ v.9.6.37 Groundwater Stats Consulting. UG
Hollow symbols indicate censored values.

Sen's Slope Estimator

BGWA-2 (bg)

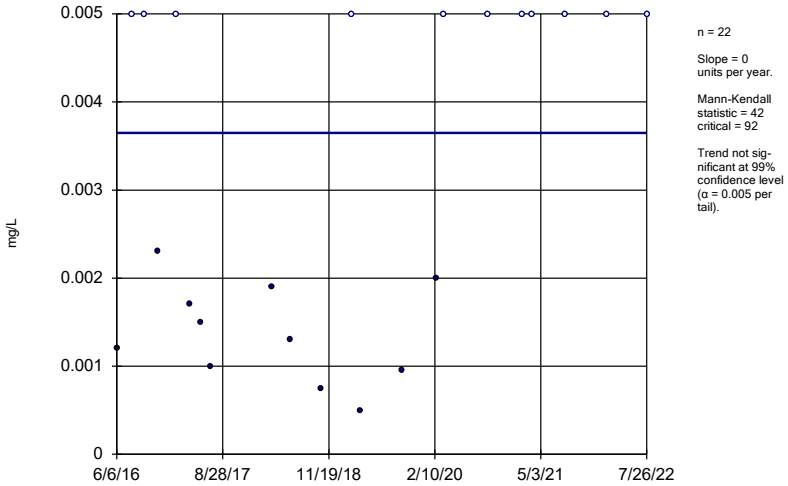

n = 22

Slope = 0 units per year.

Mann-Kendall statistic = 42
critical = 92

Trend not significant at 99% confidence level (α = 0.005 per tail).

Constituent: Arsenic Analysis Run 4/18/2023 2:04 PM View: Appendix IV Trend Tests
Plant Bowen Client: Southern Company Data: Bowen AP-1

Sanitas™ v.9.6.37 Groundwater Stats Consulting. UG
Hollow symbols indicate censored values.

Sen's Slope Estimator

BGWA-29 (bg)

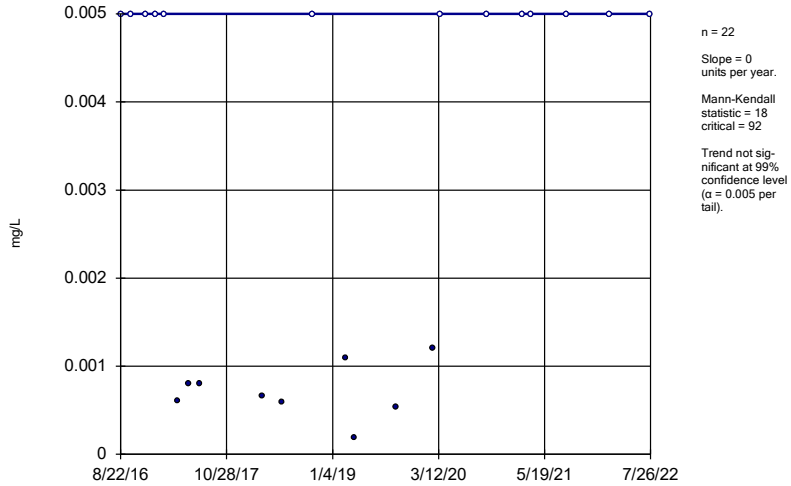

n = 22

Slope = 0 units per year.

Mann-Kendall statistic = 18
critical = 92

Trend not significant at 99% confidence level (α = 0.005 per tail).

Constituent: Arsenic Analysis Run 4/18/2023 2:04 PM View: Appendix IV Trend Tests
Plant Bowen Client: Southern Company Data: Bowen AP-1

Sanitas™ v.9.6.37 Groundwater Stats Consulting. UG
Hollow symbols indicate censored values.

Sen's Slope Estimator

BGWA-33 (bg)

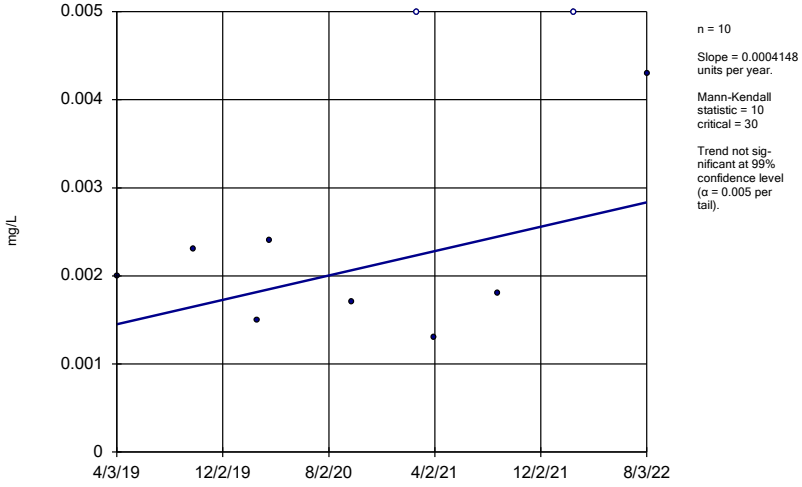

n = 10

Slope = 0.0004148 units per year.

Mann-Kendall statistic = 10
critical = 30

Trend not significant at 99% confidence level (α = 0.005 per tail).

Constituent: Arsenic Analysis Run 4/18/2023 2:04 PM View: Appendix IV Trend Tests
Plant Bowen Client: Southern Company Data: Bowen AP-1

Sanitas™ v.9.6.37 Groundwater Stats Consulting. UG
Hollow symbols indicate censored values.

Sen's Slope Estimator

BGWA-47D (bg)

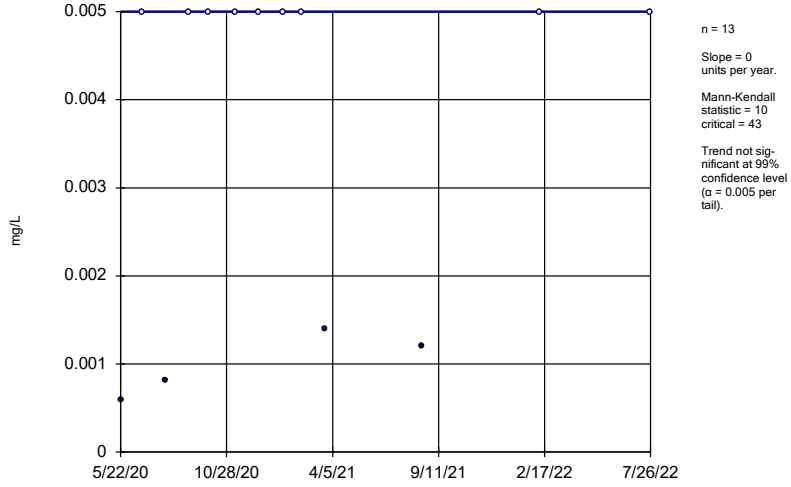

n = 13

Slope = 0 units per year.

Mann-Kendall statistic = 10
critical = 43

Trend not significant at 99% confidence level (α = 0.005 per tail).

Constituent: Arsenic Analysis Run 4/18/2023 2:04 PM View: Appendix IV Trend Tests
Plant Bowen Client: Southern Company Data: Bowen AP-1

Sanitas™ v.9.6.37 Groundwater Stats Consulting. UG
Hollow symbols indicate censored values.

Sen's Slope Estimator

BGWA-48D (bg)

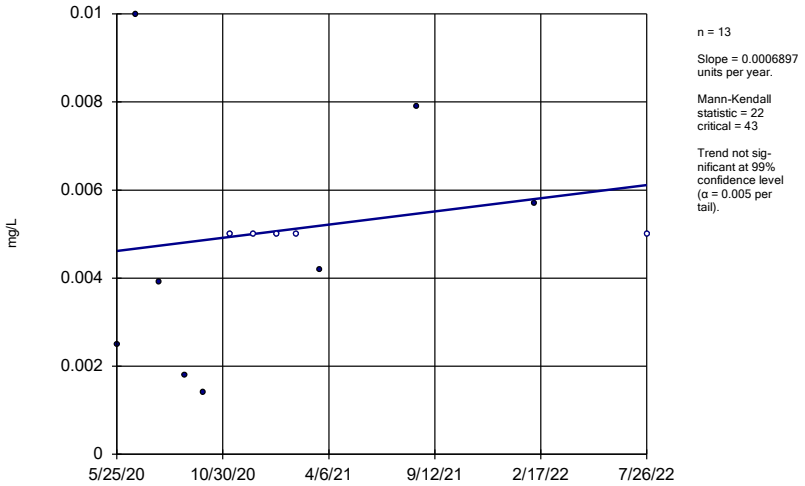

n = 13

Slope = 0.0006897 units per year.

Mann-Kendall statistic = 22
critical = 43

Trend not significant at 99% confidence level (α = 0.005 per tail).

Constituent: Arsenic Analysis Run 4/18/2023 2:04 PM View: Appendix IV Trend Tests
Plant Bowen Client: Southern Company Data: Bowen AP-1

Sanitas™ v.9.6.37 Groundwater Stats Consulting. UG

Sen's Slope Estimator

BGWC-34D

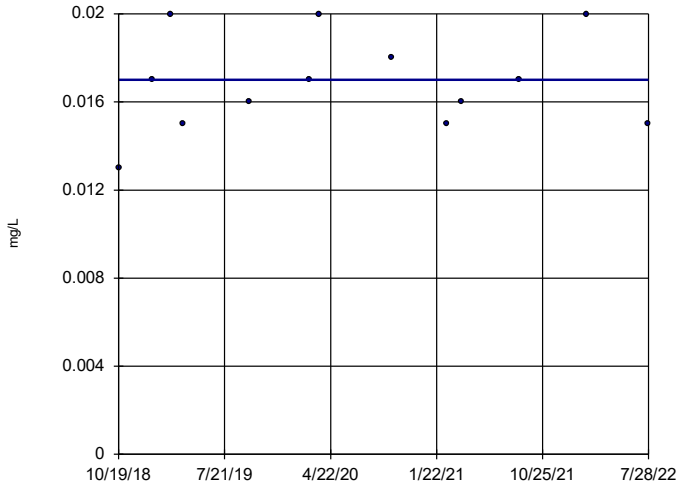

n = 13

Slope = 0 units per year.

Mann-Kendall statistic = 8
critical = 43

Trend not significant at 99% confidence level (α = 0.005 per tail).

Constituent: Arsenic Analysis Run 4/18/2023 2:04 PM View: Appendix IV Trend Tests
Plant Bowen Client: Southern Company Data: Bowen AP-1

Sanitas™ v.9.6.37 Groundwater Stats Consulting. UG
Hollow symbols indicate censored values.

Sen's Slope Estimator

BGWA-2 (bg)

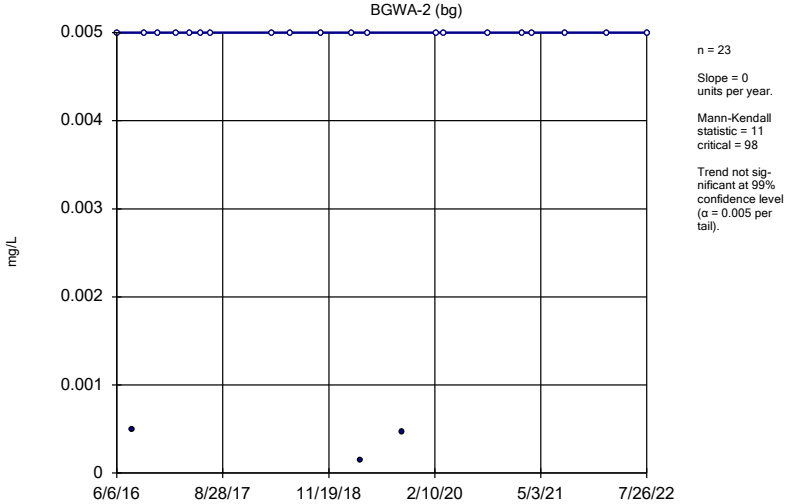

n = 23

Slope = 0 units per year.

Mann-Kendall statistic = 11
critical = 98

Trend not significant at 99% confidence level (α = 0.005 per tail).

Constituent: Cobalt Analysis Run 4/18/2023 2:04 PM View: Appendix IV Trend Tests
Plant Bowen Client: Southern Company Data: Bowen AP-1

Sanitas™ v.9.6.37 Groundwater Stats Consulting. UG
Hollow symbols indicate censored values.

Sen's Slope Estimator

BGWA-29 (bg)

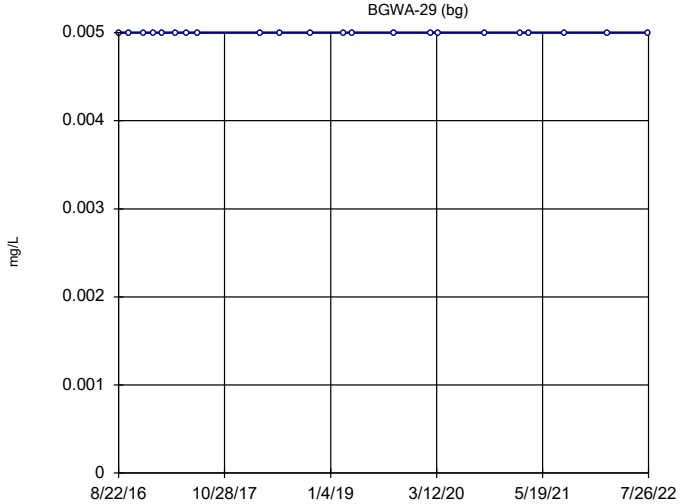

n = 22

Slope = 0 units per year.

Mann-Kendall statistic = 0
critical = 92

Trend not significant at 99% confidence level (α = 0.005 per tail).

Constituent: Cobalt Analysis Run 4/18/2023 2:04 PM View: Appendix IV Trend Tests
Plant Bowen Client: Southern Company Data: Bowen AP-1

Sanitas™ v.9.6.37 Groundwater Stats Consulting. UG
Hollow symbols indicate censored values.

Sen's Slope Estimator

BGWA-33 (bg)

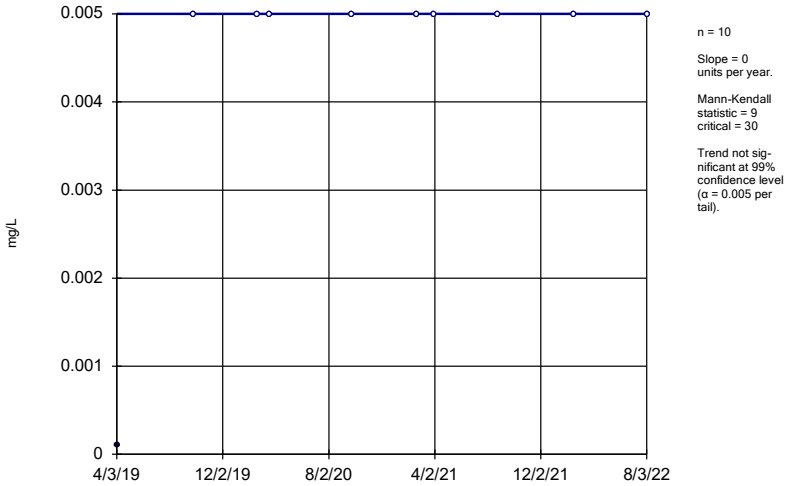

n = 10

Slope = 0 units per year.

Mann-Kendall statistic = 9
critical = 30

Trend not significant at 99% confidence level (α = 0.005 per tail).

Constituent: Cobalt Analysis Run 4/18/2023 2:04 PM View: Appendix IV Trend Tests
Plant Bowen Client: Southern Company Data: Bowen AP-1

Sanitas™ v.9.6.37 Groundwater Stats Consulting. UG
Hollow symbols indicate censored values.

Sen's Slope Estimator

BGWA-47D (bg)

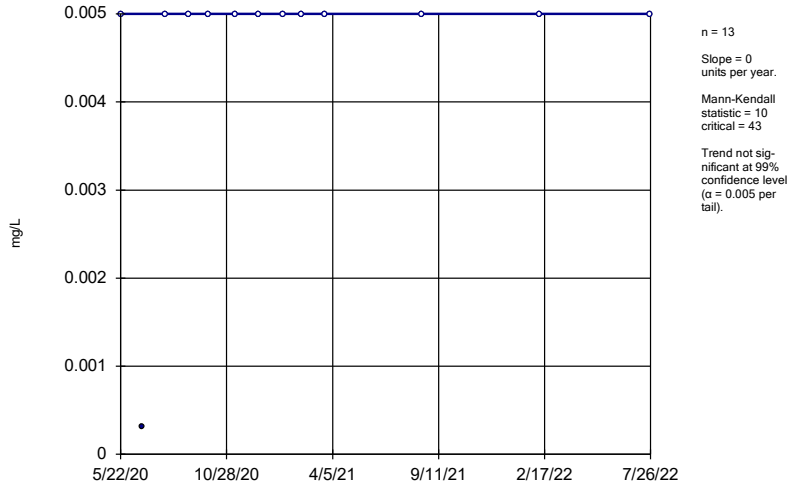

n = 13

Slope = 0 units per year.

Mann-Kendall statistic = 10
critical = 43

Trend not significant at 99% confidence level (α = 0.005 per tail).

Constituent: Cobalt Analysis Run 4/18/2023 2:04 PM View: Appendix IV Trend Tests
Plant Bowen Client: Southern Company Data: Bowen AP-1

Sanitas™ v.9.6.37 Groundwater Stats Consulting. UG
Hollow symbols indicate censored values.

Sen's Slope Estimator

BGWA-48D (bg)

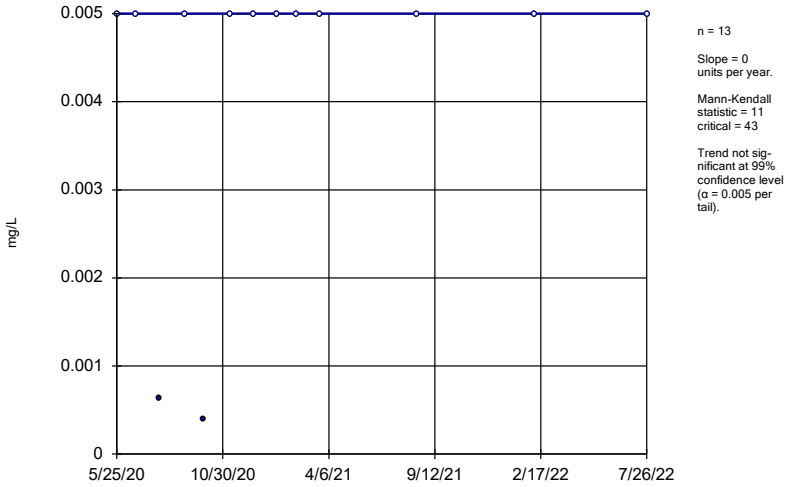

n = 13

Slope = 0 units per year.

Mann-Kendall statistic = 11
critical = 43

Trend not significant at 99% confidence level (α = 0.005 per tail).

Constituent: Cobalt Analysis Run 4/18/2023 2:04 PM View: Appendix IV Trend Tests
Plant Bowen Client: Southern Company Data: Bowen AP-1

Sanitas™ v.9.6.37 Groundwater Stats Consulting. UG

Sen's Slope Estimator

BGWC-22

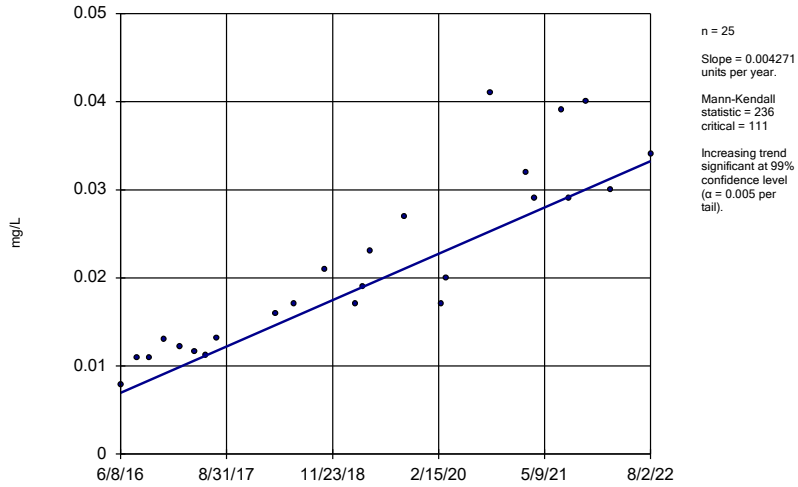

n = 25

Slope = 0.004271 units per year.

Mann-Kendall statistic = 236
critical = 111

Increasing trend significant at 99% confidence level (α = 0.005 per tail).

Constituent: Cobalt Analysis Run 4/18/2023 2:04 PM View: Appendix IV Trend Tests
Plant Bowen Client: Southern Company Data: Bowen AP-1

Sanitas™ v.9.6.37 Groundwater Stats Consulting. UG
Hollow symbols indicate censored values.

Sen's Slope Estimator

BGWA-2 (bg)

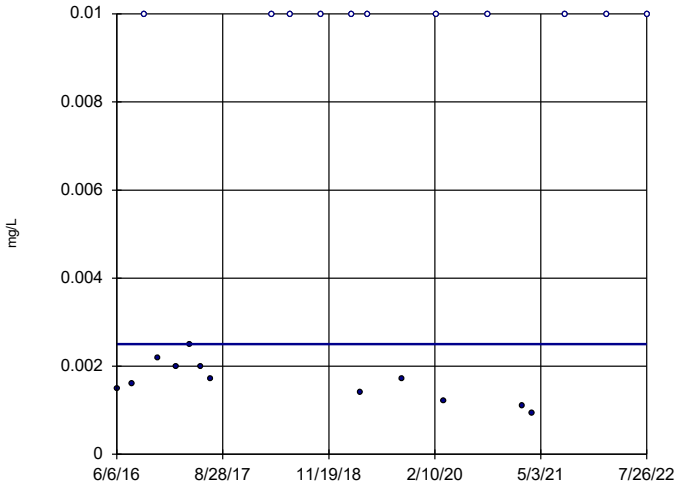

n = 23

Slope = 0
units per year.

Mann-Kendall
statistic = 22
critical = 98

Trend not sig-
nificant at 99%
confidence level
(α = 0.005 per
tail).

Constituent: Molybdenum Analysis Run 4/18/2023 2:04 PM View: Appendix IV Trend Tests
Plant Bowen Client: Southern Company Data: Bowen AP-1

Sanitas™ v.9.6.37 Groundwater Stats Consulting. UG
Hollow symbols indicate censored values.

Sen's Slope Estimator

BGWA-29 (bg)

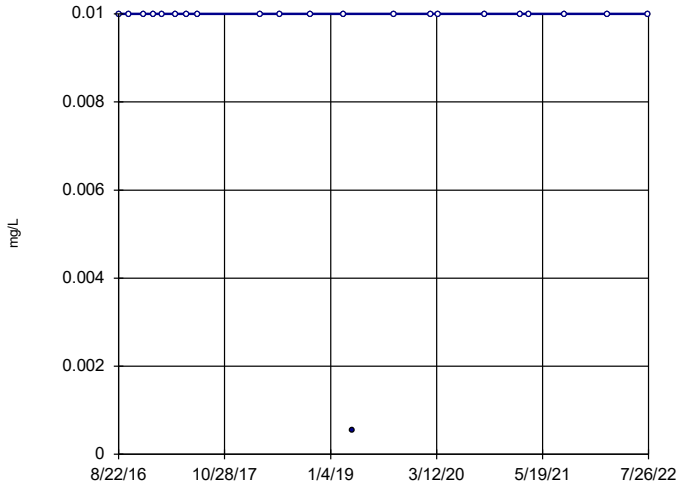

n = 22

Slope = 0
units per year.

Mann-Kendall
statistic = -3
critical = -92

Trend not sig-
nificant at 99%
confidence level
(α = 0.005 per
tail).

Constituent: Molybdenum Analysis Run 4/18/2023 2:04 PM View: Appendix IV Trend Tests
Plant Bowen Client: Southern Company Data: Bowen AP-1

Sanitas™ v.9.6.37 Groundwater Stats Consulting. UG

Sen's Slope Estimator

BGWA-33 (bg)

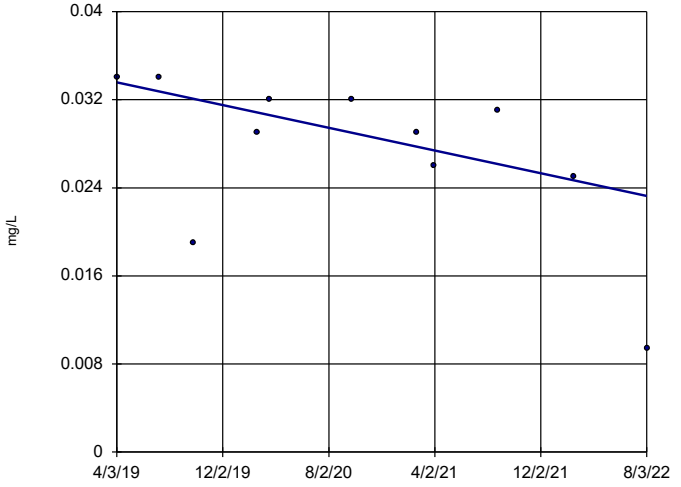

n = 11

Slope = -0.003088
units per year.

Mann-Kendall
statistic = -28
critical = -34

Trend not sig-
nificant at 99%
confidence level
(α = 0.005 per
tail).

Constituent: Molybdenum Analysis Run 4/18/2023 2:04 PM View: Appendix IV Trend Tests
Plant Bowen Client: Southern Company Data: Bowen AP-1

Sanitas™ v.9.6.37 Groundwater Stats Consulting. UG
Hollow symbols indicate censored values.

Sen's Slope Estimator

BGWA-47D (bg)

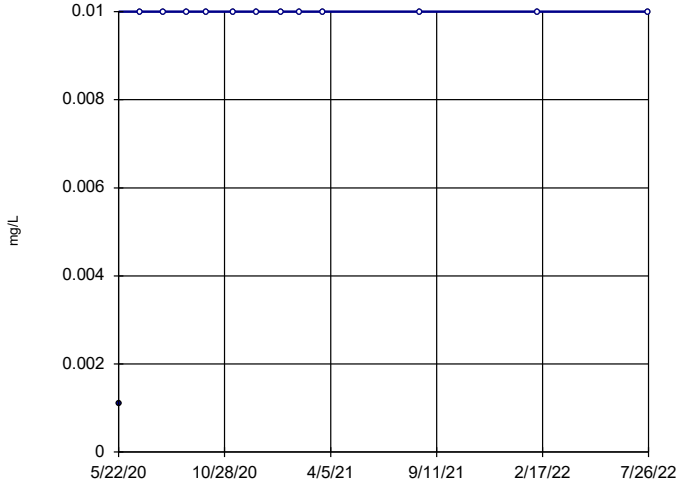

n = 13

Slope = 0
units per year.

Mann-Kendall
statistic = 12
critical = 43

Trend not sig-
nificant at 99%
confidence level
(α = 0.005 per
tail).

Constituent: Molybdenum Analysis Run 4/18/2023 2:04 PM View: Appendix IV Trend Tests
Plant Bowen Client: Southern Company Data: Bowen AP-1

Sen's Slope Estimator

BGWA-48D (bg)

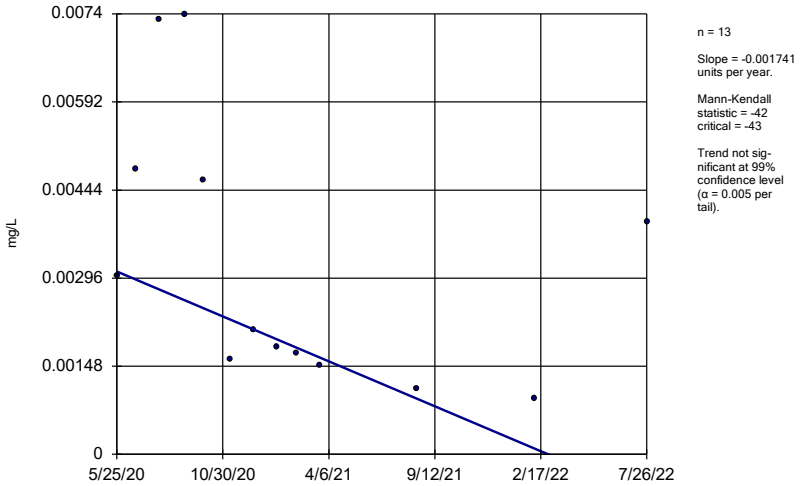

n = 13

Slope = -0.001741 units per year.

Mann-Kendall statistic = -42 critical = -43

Trend not significant at 99% confidence level (α = 0.005 per tail).

Constituent: Molybdenum Analysis Run 4/18/2023 2:04 PM View: Appendix IV Trend Tests

Plant Bowen Client: Southern Company Data: Bowen AP-1

Sanitas™ v.9.6.37 Groundwater Stats Consulting. UG

Sen's Slope Estimator

BGWC-43D

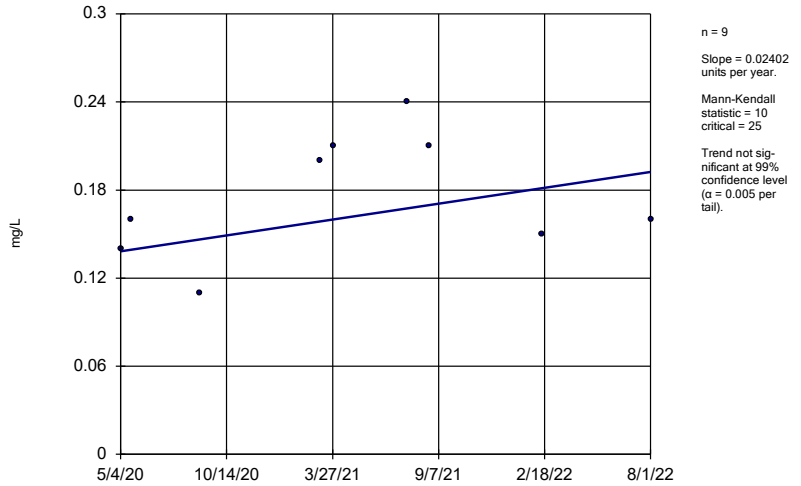

n = 9

Slope = 0.02402 units per year.

Mann-Kendall statistic = 10 critical = 25

Trend not significant at 99% confidence level (α = 0.005 per tail).

Constituent: Molybdenum Analysis Run 4/18/2023 2:04 PM View: Appendix IV Trend Tests

Plant Bowen Client: Southern Company Data: Bowen AP-1

APPENDIX B

January/February 2024 Statistical Evaluation of As in BGWC-37D

Sanitas™ v.9.6.32 Software licensed to Geosyntec Consultants. UG

Parametric Confidence Interval

Compliance Limit is not exceeded. Per-well alpha = 0.01. Normality Test: Shapiro Wilk, alpha based on n.

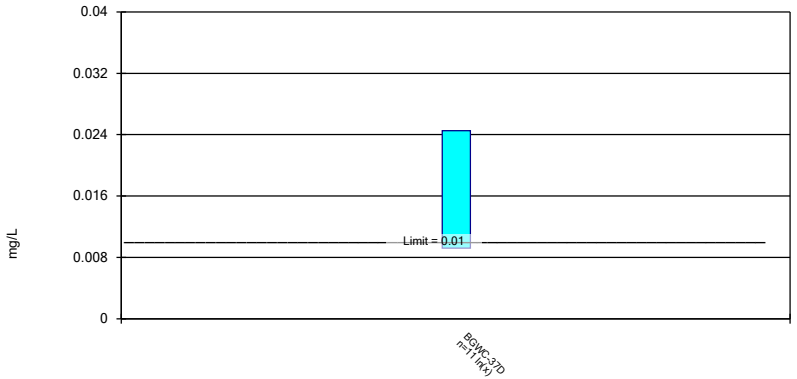

Constituent: Arsenic Analysis Run 3/5/2024 11:55 AM View: Sanitas through October 2023
Plant Bowen Client: Georgia Power Company Data: Bowen AP-1_2016-2017 BKG_unval

Confidence Interval

Plant Bowen Client: Georgia Power Company Data: Bowen AP-1_2016-2017 BKG_unval Printed 3/5/2024, 11:56 AM

Constituent	Well	Upper Lim.	Lower Lim.	Compliance	Sig.	N	Mean	%NDs	ND Adj.	Transform	Alpha	Method
Arsenic (mg/L)	BGWC-37D	0.02451	0.009195	0.01	No	11	0.01768	0	None	ln(x)	0.01	Param.

APPENDIX C

Trend Analysis for As in BGWC-37D

Sanitas™ v.9.6.32 Software licensed to Geosyntec Consultants. UG

Sen's Slope Estimator

BGWC-37D

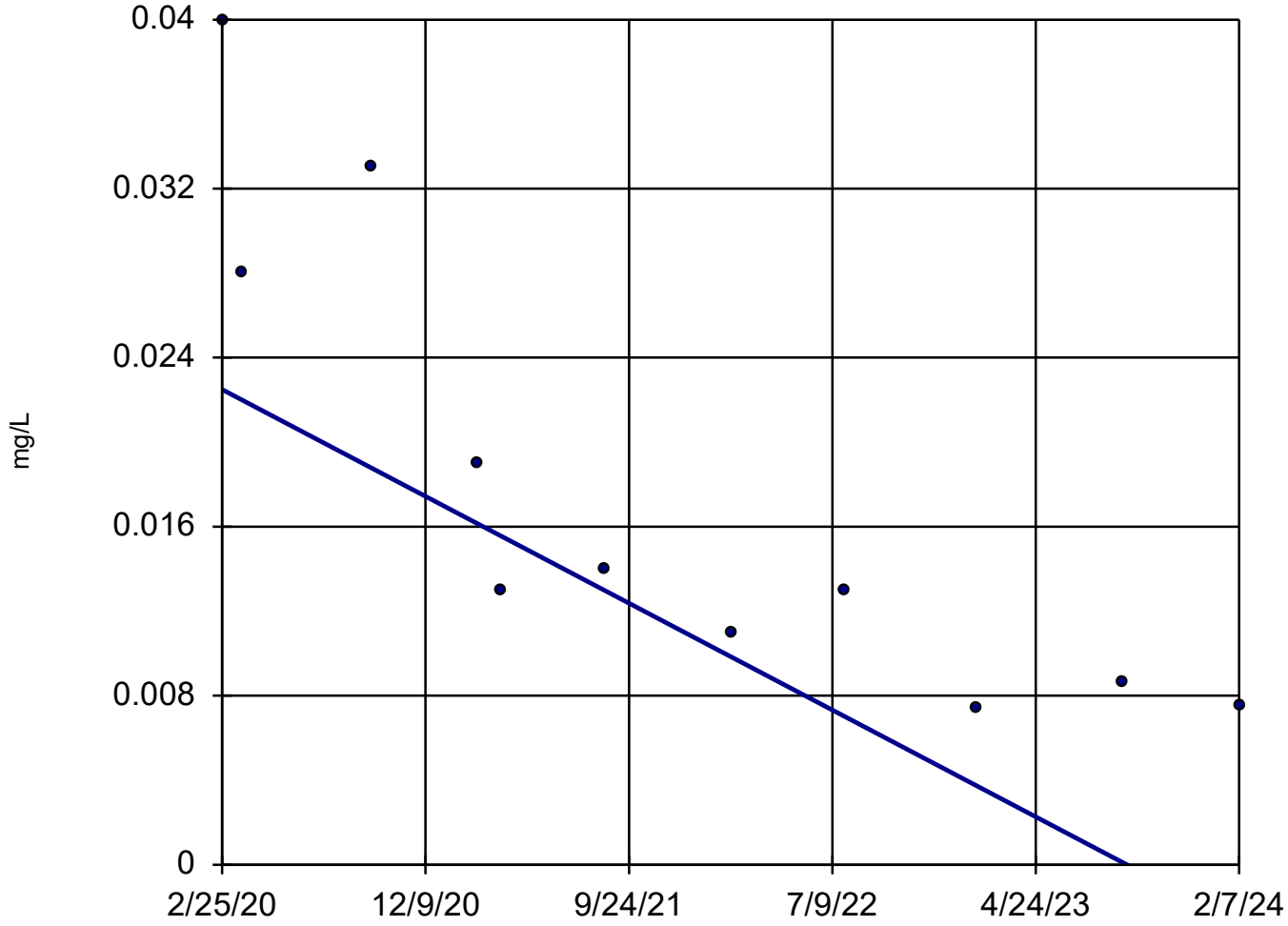

n = 11

Slope = -0.006396 units per year.

Mann-Kendall statistic = -44
critical = -34

Decreasing trend significant at 99% confidence level (α = 0.005 per tail).

Constituent: Arsenic Analysis Run 3/6/2024 4:16 PM View: Sanitas through February 2024

Plant Bowen Client: Georgia Power Company Data: Bowen AP-1_2016-2017 BKG_unval