Prepared for

Georgia Power Company
241 Ralph McGill Blvd NE
Atlanta, Georgia 30308

2024 ANNUAL GROUNDWATER MONITORING AND CORRECTIVE ACTION REPORT

PLANT BOWEN ASH POND 1 (AP-1)

Prepared by

Geosyntec consultants

engineers | scientists | innovators

1255 Roberts Boulevard, Suite 200
Kennesaw, Georgia 30144

Project Number GW6581F

January 2025

Geosyntec
consultants

CERTIFICATION STATEMENT

This *2024 Semiannual Groundwater Monitoring and Corrective Action Report, Plant Bowen Ash Pond 1 (AP-1)* has been prepared in compliance with the United States Environmental Protection Agency Coal Combustion Residual Rule (40 Code of Federal Regulations [CFR] 257 Subpart D), specifically § 257.90(e), and the Georgia Environmental Protection Division Rules for Solid Waste Management 391-3-4-.10 by a qualified groundwater scientist or engineer with Geosyntec Consultants, Inc. I hereby certify that I am a qualified groundwater scientist, in accordance with the Georgia Rules of Solid Waste Management 391-3-4-.01.



Whitney B. Law
Georgia Professional Engineer No. 36641

January 31, 2025
Date

SUMMARY

This summary of the *2024 Annual Groundwater Monitoring and Corrective Action Report* provides the status of groundwater monitoring and corrective action program for the reporting period of January through December 2024 (referred to herein as the "annual reporting period") at Georgia Power Company's (Georgia Power's) Plant Bowen Ash Pond 1 (AP-1) (the Site). This summary was prepared by Geosyntec Consultants, Inc. (Geosyntec) on behalf of Georgia Power to meet the requirements listed in Part A, Section 6[1] of the United States Environmental Protection Agency (USEPA) Coal Combustion Residual Rule (federal CCR Rule) (40 Code of Federal Regulations [CFR] 257 Subpart D).



Plant Bowen and the Site

Plant Bowen is located at 317 Covered Bridge Rd SW, nine miles southwest of Cartersville in Bartow County, Georgia. Plant Bowen is a four-unit, coal-fired, electric-generating facility that commenced operations in the 1970s. CCR material resulting from power generation have historically been transferred and stored at the Site. In preparation for AP-1 closure, the plant completed the conversion to dry ash handling in early 2019 and AP-1 no longer receives ash. The Site is located on the western portion of the Plant Bowen property. The Georgia Environmental Protection Division (GA EPD) approved closure permit no. 008-021D(CCR) for AP-1 on February 17, 2022, and the Site closure is underway.

Groundwater at the Site is monitored using a comprehensive well network system that meets federal and state monitoring requirements. Routine sampling and reporting began after the background groundwater conditions were established between June 2016 and August 2017. Based on groundwater conditions at the Site, an assessment monitoring program and assessment of corrective measures (ACM) program were established in January 2018 and January 2019, respectively. During the annual reporting period, the

[1] 80 FR 21468, Apr. 17, 2015, as amended at 81 FR 51807, Aug. 5, 2016; 83 FR 36452, July 30, 2018; 85 FR 53561, Aug. 28, 2020

Site remained in assessment monitoring as corrective measures are being evaluated. A *Draft Remedy Selection Report*, which summarizes the evaluation and proposed selection of a corrective measure, or measures, was submitted to GA EPD in February 2023 with revisions provided on July 5, 2024 (Geosyntec, 2023c, GEOS ID 739305; Geosyntec, 2024b, GEOS ID 854212). A concurrence letter approving the initiation of the pilot study for in-situ injections for cobalt at BGWC-22 was issued by GA EPD on September 20, 2024.

During the annual reporting period, Geosyntec conducted groundwater sampling events in January and August 2024 in support of the assessment monitoring program. Groundwater samples were submitted to Pace Analytical Services, LLC (Pace Analytical), for analysis. Per the federal CCR Rule, groundwater data from the semiannual assessment monitoring events conducted during the annual reporting period were evaluated in accordance with the certified statistical methods. The evaluations identified statistically significant values of select Appendix III[2] and Appendix IV[3] constituents in excess of established groundwater protection standards (GWPS) in select monitoring wells, as summarized in the table below for the semiannual reporting period.

Based on a review of the Appendix III and Appendix IV statistical results completed for the groundwater monitoring and corrective action program for the annual reporting period, the Site will continue in assessment monitoring. Georgia Power will continue routine groundwater monitoring and reporting at the Site. Reports will be posted to Georgia Power's CCR Rule Compliance website and provided to GA EPD semiannually.

[2] Boron, calcium, chloride, fluoride, pH, sulfate, and total dissolved solids
[3] Antimony, arsenic, barium, beryllium, cadmium, chromium, cobalt, fluoride, lead, lithium, mercury, molybdenum, selenium, thallium, and radium 226 + 228

Appendix III Constituent	January 2024	August 2024
Boron	BGWC-7, BGWC-9, BGWC-10, BGWC-12, BGWC-14A, BGWC-16, BGWC-17, BGWC-18, BGWC-19, BGWC-20, BGWC-22, BGWC-23, BGWC-24, BGWC-25, BGWC-30, BGWC-51, BGWC-52	BGWC-7, BGWC-9, BGWC-10, BGWC-12, BGWC-14A, BGWC-16, BGWC-17, BGWC-18, BGWC-19, BGWC-20, BGWC-22, BGWC-23, BGWC-24, BGWC-25, BGWC-30, BGWC-51, BGWC-52
Calcium	BGWC-7, BGWC-12, BGWC-14A, BGWC-16, BGWC-20, BGWC-22, BGWC-23, BGWC-24	BGWC-7, BGWC-12, BGWC-14A, BGWC-16, BGWC-20, BGWC-22, BGWC-23, BGWC-24
Chloride	BGWC-9, BGWC-10, BGWC-12, BGWC-14A, BGWC-16, BGWC-17, BGWC-20, BGWC-22, BGWC-23, BGWC-24, BGWC-25, BGWC-30, BGWC-51, BGWC-52	BGWC-9, BGWC-10, BGWC-12, BGWC-14A, BGWC-16, BGWC-17, BGWC-20, BGWC-22, BGWC-23, BGWC-24, BGWC-25, BGWC-30, BGWC-51, BGWC-52
pH	BGWC-12, BGWC-16, BGWC-18, BGWC-19, BGWC-22, BGWC-24	BGWC-16, BGWC-22, BGWC-24
Sulfate	BGWC-7, BGWC-12, BGWC-14A, BGWC-16, BGWC-20, BGWC-22, BGWC-23, BGWC-24	BGWC-7, BGWC-12, BGWC-14A, BGWC-16, BGWC-17, BGWC-20, BGWC-22, BGWC-23, BGWC-24
Total Dissolved Solids	BGWC-7, BGWC-12, BGWC-14A, BGWC-16, BGWC-17, BGWC-20, BGWC-22, BGWC-23, BGWC-24, BGWC-30	BGWC-7, BGWC-9, BGWC-12, BGWC-14A, BGWC-16, BGWC-17, BGWC-20, BGWC-22, BGWC-23, BGWC-24
Appendix IV Constituent[4]	**January 2024**	**August 2024**
Arsenic[5]	BGWC-34D	BGWC-34D
Cobalt	BGWC-16, BGWC-22	BGWC-16, BGWC-22
Molybdenum	BGWC-43D	BGWC-43D

[4] A statistically significant level (SSL)-related constituent is determined by comparing the confidence intervals developed to either the constituent's maximum contaminant level (MCL), if available; where an MCL has not been established, then a CCR-rule specific GWPS; or background concentrations for constituents where the concentration is greater than the MCL or rule-specified GWPS.
[5] Alternate Source Demonstration (ASD) submitted and approved by GA EPD.

Geosyntec consultants

TABLE OF CONTENTS

SUMMARY i

1.0 INTRODUCTION 1
1.1 Site Description and Background 2
1.2 Regional Geology and Hydrogeologic Setting 2
1.2.1 Regional and Site Geology 3
1.2.2 Hydrogeologic Setting 3
1.3 Groundwater Monitoring Well Network 4

2.0 GROUNDWATER MONITORING ACTIVITIES 5
2.1 Monitoring Well Installation and Maintenance 5
2.2 Assessment Monitoring 5
2.3 Additional Groundwater Evaluations 6
2.4 Assessment of Corrective Measures 6

3.0 SAMPLING METHODOLOGY AND ANALYSES 8
3.1 Groundwater and Surface Water Level Measurement 8
3.2 Groundwater Gradient and Flow Velocity 8
3.3 Groundwater Sampling Procedures 10
3.4 Laboratory Analyses 11
3.5 Quality Assurance and Quality Control Summary 11

4.0 STATISTICAL ANALYSIS 12
4.1 Statistical Methods 12
4.1.1 Appendix III Statistical Methods 12
4.1.2 Appendix IV Statistical Methods 13
4.2 Statistical Analyses Results 14
4.2.1 January 2024 Data 14
4.2.2 August 2024 Data 14
4.2.3 Summary of Statistical Analyses 14

5.0 NATURE AND EXTENT 16
5.1 Alternate Source Demonstration 16

6.0 MONITORING PROGRAM STATUS 18

6.1 Assessment Monitoring Status 18
6.2 Assessment of Corrective Measures 18
6.3 Annual Potable Well Survey 19

7.0 CONCLUSIONS AND FUTURE ACTIONS 20

8.0 REFERENCES 21

LIST OF TABLES

Table 1 Monitoring Well Network Summary
Table 2 Groundwater Sampling Event Summary
Table 3 Summary of Groundwater and Surface Water Elevations
Table 4 Horizontal Groundwater Gradient and Flow Velocity Calculations
Table 5 Summary of Groundwater Analytical Data
Table 6 Summary of Background Concentrations and Groundwater Protection Standards

LIST OF FIGURES

Figure 1 Site Location Map
Figure 2 Monitoring Well Network Map
Figure 3 Potentiometric Surface Contour Map – January 2024
Figure 4 Potentiometric Surface Contour Map – August 2024
Figure 5 Iso-Concentration Map, Cobalt – January 2024
Figure 6 Iso-Concentration Map, Molybdenum – January 2024
Figure 7 Iso-Concentration Map, Cobalt – August 2024
Figure 8 Iso-Concentration Map, Molybdenum – August 2024

LIST OF APPENDICES

Appendix A Ash Pond Monitoring Well Certification Report – Addendum No 8 and 9, Plant Bowen Ash Pond 1 (AP-1)

Appendix B Well Abandonment Report
Appendix C Well Maintenance and Repair Documentation Memorandum
Appendix D Analytical Laboratory Results and Field Sampling Forms
Appendix E Statistical Analysis Reports
Appendix F Alternate Source Demonstration
Appendix G Potable Well Survey Report

LIST OF ACRONYMS

ACM	Assessment of Corrective Measures
AP-1	Ash Pond 1
ASD	Alternate Source Demonstration
CCR	coal combustion residuals
CFR	Code of Federal Regulations
DO	dissolved oxygen
ft/day	feet per day
ft/ft	feet per foot
GA EPD	Georgia Environmental Protection Division
Georgia Power	Georgia Power Company
Geosyntec	Geosyntec Consultants, Inc.
GSC	Groundwater Stats Consulting
GWPS	Groundwater Protection Standard
GSWP	General Service Water Pond
HAR	Hydrogeologic Assessment Report
i	horizontal hydraulic gradient
K_h	horizontal hydraulic conductivity
MCL	Maximum Contaminant Level
mg/L	milligram per liter
MNA	Monitored Natural Attenuation
n_e	effective porosity
NELAP	National Environmental Laboratory Accreditation Program
NOI	notice of intent
NTU	nephelometric turbidity units
ORP	oxidation reduction potential
Pace Analytical	Pace Analytical Services, LLC
PDI	pre-design investigation
PE	professional engineer
PL	prediction limit
QA/QC	Quality Assurance/Quality Control
SSI	statistically significant increase
SSL	statistically significant level
s.u.	standard unit
Unified Guidance	Statistical Analysis of Groundwater Data at RCRA Facilities Unified Guidance
USEPA	United States Environmental Protection Agency

1.0 INTRODUCTION

In accordance with the United States Environmental Protection Agency (USEPA) Coal Combustion Residual Rule (federal CCR Rule) (40 Code of Federal Regulations [CFR] Part 257, Subpart D) and the Georgia Environmental Protection Division (GA EPD) Rules for Solid Waste Management 391-3-4-.10, Geosyntec Consultants, Inc. (Geosyntec) has prepared this *2024 Annual Groundwater Monitoring and Corrective Action Report* to document groundwater monitoring activities conducted at Georgia Power Company (Georgia Power) Plant Bowen (Site) Ash Pond 1 (AP-1) for the reporting period of January through December 2024 (referred to herein as the "annual reporting period").

Groundwater monitoring and reporting for the CCR unit is performed in accordance with the monitoring requirements of § 257.90 through § 257.95 of the federal CCR Rule, and GA EPD Rules for Solid Waste Management 391-3-4-.10(6). To specify groundwater monitoring requirements, GA EPD rule 391-3-4-.10(6)(a) incorporates by reference the federal CCR Rule. For ease of reference, the federal CCR Rule is cited within this report in lieu of citing both sets of regulations. Also, the closure permit issued by GA EPD (i.e., no. 008-021D(CCR)) stipulates that Georgia Power must maintain the groundwater monitoring system and monitor the groundwater in accordance with the approved site-specific groundwater monitoring plan and GA EPD rule 391-3-4-.10 as part of the closure and post-closure care programs.

Due to statistically significant levels (SSLs) of cobalt and molybdenum reported in the *2018 Annual Groundwater Monitoring and Corrective Action Report* (Geosyntec, 2019a), Georgia Power initiated an assessment of corrective measures (ACM) for AP-1 in January 2019. Pursuant to § 257.96(b), Georgia Power continues to monitor groundwater associated with AP-1 in accordance with the assessment monitoring program established for the unit in 2018, including semiannual monitoring and reporting pursuant to § 257.90 through § 257.95 of the federal CCR Rule and GA EPD Rules for Solid Waste Management 391-3-4-.10(6)(a). A *Draft Remedy Selection Report,* which summarizes the evaluation and proposed selection of a corrective measure, or measures, was submitted to GA EPD on February 28, 2023 with revisions provided on July 5, 2024, (Geosyntec, 2023c, GEOS ID 739305; Geosyntec, 2024b, GEOS ID 854212) and is currently under review. In accordance with GA EPD correspondence dated September 20, 2024, a Pilot Study Work Plan focused on in-situ injections to address the SSL of cobalt at BGWC-22 will be submitted to GA EPD under a separate cover.

The current reporting period groundwater data indicate that the identified SSLs of arsenic in BGWC-34D, cobalt in BGWC-22, and molybdenum in BGWC-43D are horizontally and vertically delineated to below their corresponding groundwater protection standards (GWPS) and contained within the property boundary or resolved with a previously approved alternate source demonstration (ASD) (Geosyntec, 2021d). An SSL of cobalt in BGWC-16 was newly identified during the reporting period. Georgia Power has collected groundwater samples from existing downgradient piezometer PZ-7 and installed delineation well BGWC-53D to horizontally and vertically characterize cobalt in BGWC-16 as further discussed in Section 5.0.

1.1 Site Description and Background

Plant Bowen is a four-unit, coal-fired, electric-generating facility that commenced operations in the 1970s. The plant is located nine miles southwest of Cartersville in Bartow County, Georgia. The plant is bordered by the Etowah River to the north and east, and sparsely populated, forested, rural and industrial land on the south and west (**Figure 1**).

AP-1 at the Site occupies an area of approximately 254 acres. In preparation for AP-1 closure, the plant completed the conversion to dry ash handling in early 2019, and AP-1 no longer receives ash. Georgia Power submitted to GA EPD a notice of intent (NOI) stating that waste stream flows are no longer directed to AP-1, effective December 31, 2020. Georgia Power began closure of AP-1 in 2021 by excavation and consolidation of CCR material into an approximately 144-acre lined, multi-cell storage facility situated within the current footprint of AP-1. Closure activities are conducted in accordance with § 257.102 and corresponding Rule 391-3-4-.10(7)(b). The proposed closure approach provides a source control measure that reduces the potential for migration of CCR constituents to groundwater. Details of the closure approach are included in the 2021 Closure Plan and published to Georgia Power's CCR Rule Compliance website. The Closure Plan was approved by GA EPD on February 21, 2022, through an issued CCR Permit (008-021D(CCR)). As of January 31, 2025, CCR has been certified removed from Cell 1A for approximately 30 acres (**Figure 2**). Cell 1B removal is underway.

1.2 Regional Geology and Hydrogeologic Setting

The following section summarizes the geologic and hydrogeologic conditions at AP-1 as described in the *Hydrogeologic Assessment Report (Revision 3) – AP-1* (HAR Rev 3) (Geosyntec, 2021c) prepared in support of the AP-1 solid waste handling permit.

1.2.1 Regional and Site Geology

The Site is located within the Great Valley District of the Valley and Ridge Physiographic Province (Valley and Ridge) in northwest Georgia. The Valley and Ridge is characterized by Paleozoic sedimentary rocks that have been folded and faulted into the ridges and valleys that gave this region its name. The floor of the valley is underlain by shales, dolomites, and limestones of Cambrian and Ordovician age. Geologic mapping performed by Lawton et al. (1976) indicates that the Site is underlain by the Ordovician-Cambrian age Knox Dolomite and the Ordovician age Newala Limestone. Based on review of subsurface investigations at the Site, the bedrock is described as predominantly dolomite. The overall Site is underlain primarily by residuum and competent dolomite/limestone bedrock. AP-1 is underlain primarily by three units: (i) fill material consisting of earthen embankments and CCR material; (ii) residuum; and (iii) competent dolomite/limestone bedrock.

Based on subsurface investigations, the residuum at the Site is the result of in-place weathering of the underlying dolomite/limestone bedrock. The residuum consists mainly of mottled light brown to red to yellow, low to high plasticity, stiff to very stiff clay, silt, and silty clay. Most soils contain varying amounts of black chert nodules and chert gravel. The bedrock beneath the Site is described as light to dark gray, fine to medium-grained, thinly bedded to massive, dense, and hard dolomite, limestone, and dolomitic limestone. Some evidence of weathering along fracture or bedding surfaces is observed, with some manganese or iron oxide staining. Abundant calcite veins and occasional zones of healed dolomite breccia are observed throughout the bedrock. Solution features such as voids in the underlying limestone/dolomite bedrock have formed in the bedrock over geological timeframes, primarily along pre-existing discontinuities such as joints and bedding planes. At the Site, these solution features are typically filled with residuum from the in-place weathering of the bedrock or the downward migration of the overlying residuum, but they may also be open, or water filled.

1.2.2 Hydrogeologic Setting

The uppermost aquifer at the Site occurs near the interface of the residuum and the fractured and solutioned bedrock. Groundwater recharge is by precipitation infiltrating through the residuum to bedrock, or in bedrock outcrop areas through direct infiltration into the bedrock. Groundwater flow in bedrock is under unconfined to semi-confined conditions from the mantle of overlying lower-permeability residuum and is controlled by secondary porosity along fractures and solution-enhanced features that are typically

filled with residuum. Based on observations of residuum soil types, horizontal hydraulic conductivity values, and boring logs and geophysical evaluations, the movement of groundwater in the clay-rich residuum and upper weathered bedrock zone is slow and likely behaves as flow through low-permeability porous media. Groundwater flow in the dolomite/limestone bedrock is likely controlled by the secondary porosity features that are typically filled with residuum.

1.3 Groundwater Monitoring Well Network

In accordance with § 257.91, a groundwater monitoring system was installed at AP-1 that consists of a sufficient number of wells installed at appropriate locations and depths to yield groundwater samples from the uppermost aquifer to represent the groundwater quality both upgradient of the unit (i.e., background conditions) and passing the waste boundary of the unit. The number, spacing, and depths of the groundwater monitoring wells were selected based on the characterization of site-specific hydrogeologic conditions.

As part of the assessment monitoring program, assessment monitoring wells have been installed since 2018 to supplement the pre-existing detection monitoring wells and characterize the nature and extent of SSLs in groundwater downgradient of AP-1. Pursuant to § 257.195(g)(1)(iv), the wells classified as "assessment monitoring wells" will continue to be sampled concurrently with the detection monitoring well network as part of the ongoing assessment groundwater monitoring program.

An on-site network of piezometers is used in combination with the detection and assessment monitoring well networks to gauge water levels to define groundwater flow direction and gradients.

The locations of the detection monitoring wells, assessment monitoring wells, and piezometers are shown on **Figure 2**; well and piezometer construction details are listed in **Table 1**.

2.0 GROUNDWATER MONITORING ACTIVITIES

In accordance with § 257.90(e), the following describes monitoring-related activities performed during the annual reporting period and discusses any change in status of the monitoring program. Groundwater sampling was performed in accordance with § 257.93.

2.1 Monitoring Well Installation and Maintenance

In November 2024, Georgia Power installed assessment monitoring well BGWC-53D to vertically delineate cobalt in BGWC-16, located northwest of AP-1. Additionally, one injection well (INW-01) and three performance monitoring wells (PT-04, PT-05, PT-06) were installed in support of a future pilot study described in Section 2.4. The locations of the five newly installed wells are shown on **Figure 2**. Well installation reports that include detailed boring and well construction logs for BGWC-53D and the rest of the newly installed wells were submitted to GA EPD in January 2024 (Geosyntec, 2024c; Geosyntec, 2024d) and included in **Appendix A**.

Piezometers APPZ-3R and APPZ-5R were abandoned on April 22, 2024, and April 15, 2024, respectively, due to construction in support of pond closure activities on the Site; an abandonment report was submitted to GA EPD under separate cover on June 21, 2024. The abandonment report is included in **Appendix B**.

The well and piezometer networks are inspected semiannually to evaluate if any repairs or corrective actions are necessary to meet the requirements of the Georgia Water Well Standards Act (O.C.G.A. § 12-5-134(5)(d)(vii)). In January and August 2024, the networks were inspected and necessary corrective actions were identified and subsequently completed, as documented in **Appendix C**. This documentation was prepared under the direction of a professional geologist or engineer registered in the State of Georgia.

2.2 Assessment Monitoring

Georgia Power initiated an assessment monitoring program for groundwater at AP-1 in January 2018 based on statistically significant increases (SSIs) of Appendix III constituents documented in the *2017 Annual Groundwater Monitoring and Corrective Action Report* (Anchor QEA, 2018). A notice of assessment monitoring was placed in the operating record on May 15, 2018. Currently identified SSLs of Appendix IV constituents exceeding their respective GWPS at AP-1 are cobalt in BGWC-16 and BGWC-22, arsenic in BGWC-34D, and molybdenum in BGWC-43D. Monitoring well

BGWC-38D exhibited an SSL of molybdenum in the past. Concentrations of molybdenum have decreased to less than the GWPS and the statistical analysis no longer indicates an SSL in this well.

Pursuant to § 257.96, an ACM was initiated for AP-1 in January 2019. An *Assessment of Corrective Measures Report – Plant Bowen Ash Pond 1 (AP-1)* (ACM Report) was subsequently prepared for AP-1 (Geosyntec, 2019b) and submitted to GA EPD in June 2019 and posted to the CCR compliance website in July 2019. In accordance with § 257.96(b), groundwater continues to be monitored at AP-1 under the assessment monitoring program while the ACM phase is implemented.

In support of the routine assessment monitoring program, the semiannual assessment monitoring events were conducted in January and August 2024. Due to suspect data for thallium reported for BGWC-43D, this well was resampled on April 3, 2024; the resample result is more consistent with historical values. The wells sampled and the dates the samples were collected at AP-1 during the annual reporting period are summarized in **Table 2**. Details of these events and analytical results are discussed in Section 3.

2.3 Additional Groundwater Evaluations

Supplemental groundwater samples were collected from the entire AP-1 detection and assessment well networks during the January 2024 event and were analyzed for major cations, major anions, iron, and manganese. The data were collected in support of evaluating the geochemical composition of the groundwater in conjunction with the ACM activities.

Additionally, supplemental groundwater samples were collected from piezometers PZ-7 and PZ-8 in August 2024 and from BGWC-53D in December 2024 to horizontally and vertically characterize cobalt at BGWC-16. The PZ-7 groundwater sample was analyzed for Appendix III and Appendix IV constituents and the PZ-8 groundwater sample was analyzed for select Appendix IV constituents (boron and cobalt). The BGWC-53D groundwater samples were analyzed for Appendix III, Appendix IV, as well as geochemical parameters (major cations, major anions, iron, and manganese). The laboratory reports associated with the data are provided in **Appendix D**.

2.4 Assessment of Corrective Measures

To support remedial design and pilot study planning, a pre-design investigation (PDI) including a high-resolution site characterization and treatability study was initiated in

June 2023. High-resolution site characterization activities continued during the annual reporting period to characterize and refine the proposed in-situ injection treatment area proximal to BGWC-22. Groundwater samples were collected from PT-02 and PT-03 during the January and August 2024 events, and from BGWC-22, PT-02, and PT-03 on April 3, 2024, May 22, 2024, and July 9, 2024. The groundwater samples were analyzed for select Appendix IV constituents (boron and cobalt). The laboratory reports associated with the high-resolution site characterization activities are provided in **Appendix D** and the groundwater results for BGWC-22 are summarized in **Table 5**.

A bench scale laboratory treatability study was conducted to inform field implementation of a field-scale pilot study for the proposed remedy to address cobalt at BGWC-22 and BGWC-16. Groundwater samples and aquifer solid samples for the treatability study were collected in December 2023 from well BGWC-22 and boreholes 40-50 feet west of BGWC-22, respectively. The effectiveness of various amendments to address molybdenum at BGWC-43D were also evaluated during this treatability study using BGWC-43 groundwater samples collected in February 2024 as a Phase IV contingency remedy. This evaluation was consistent with USEPA Monitored Natural Attenuation (MNA) guidance (EPA, 2015). Because the primary route of groundwater is secondary porosity features that coincide with the approximate screen interval of BGWC-43D, no aquifer solids were collected from the BGWC-43D location, and the treatability study is being conducted with groundwater only.

A pilot study workplan summarizing the results of the high-resolution site characterization and treatability study will be submitted to GA EPD under a separate cover.

In preparation for the field-scale pilot study at BGWC-22 area, one injection well (INW-01) and three performance monitoring wells (PT-04, PT-05, and PT-06) were installed in November 2024. Groundwater samples were collected from INW-01, PT-02, PT-04, PT-05, and PT-06 in December 2024 for groundwater quality parameters, Appendix III and Appendix IV (except total radium) monitoring parameters, as well as major cations, major anions, iron, and manganese. The associated groundwater results will be presented in the pilot study workplan to be submitted to GA EPD in a separate cover.

3.0 SAMPLING METHODOLOGY AND ANALYSES

The following section presents a summary of the field sampling procedures that were implemented, and the groundwater sampling results that were obtained in connection with the assessment monitoring program conducted at AP-1 during the annual reporting period.

3.1 Groundwater and Surface Water Level Measurement

A synoptic round of depth-to-groundwater-level measurements were recorded from the AP-1 wells and piezometers during the January and August 2024 assessment monitoring events and used to calculate the corresponding groundwater elevations, which are presented in **Table 3**. The January and August 2024 elevations are generally representative of the groundwater elevations reported for prior monitoring events.

Surface water elevations were recorded along the Etowah River, Euharlee Creek, and General Service Water Pond (GSWP) using transducers installed at the locations indicated on **Figure 2**.

The groundwater and surface water elevation data were used to prepare potentiometric surface maps for the January and August 2024 events, which are presented on **Figure 3** and **4**. Groundwater flow pathways at the Site are expected to be influenced by solution features, fractures, and weathered zones in the upper bedrock. Interpretation of the potentiometric surface contours indicates that groundwater generally flows to the north, northwest, and west. A component of flow in the southernmost portion of AP-1 is to the south and west, likely due to groundwater mounding related to historical free water storage at the former recycle pond at the southern end of AP-1 (now decommissioned), the influence of which has reduced since closure activities began in 2021. Under post-closure conditions, the groundwater flow direction is anticipated to resemble the regional flow regime more closely (south to north).

3.2 Groundwater Gradient and Flow Velocity

The horizontal groundwater hydraulic gradients within the residuum and fractured and solutioned bedrock of the uppermost aquifer beneath AP-1 were calculated using groundwater elevation data recorded during the January and August 2024 gauging events, and along three main interpreted groundwater flow paths to account for changing flow directions underlying AP-1, as discussed in Section 3.1 (i.e., northwest, west, and south/southwest). Horizontal hydraulic gradients were calculated between the following

well pairs: BGWC-9/PZ-1, BGWC-20/BGWC-31, and BGWC-24/BGWC-40. The supporting calculations are presented in **Table 4**; the locations of the flow paths used in the calculations and associated potentiometric contour lines are shown on **Figure 3** and **4**. The calculated average hydraulic gradient along the north, west, and south/southwest flow paths for the semiannual reporting period are 0.016 feet per foot (ft/ft), 0.016 ft/ft, and 0.028 ft/ft, respectively.

Because of lithologic heterogeneity and anisotropic groundwater flow, groundwater velocity calculations using derivations of Darcy's Law, or other methods, may not capture the full range and distribution of flow velocities beneath and around AP-1 (Geosyntec, 2021c). Groundwater flow velocity calculations are provided as a general estimate of groundwater flow velocity at the site based on available information and assumptions described below.

The approximate horizontal flow velocities along the north, west, and south/southwest flow paths were calculated using the following derivative of Darcy's Law. The calculations are presented on **Table 4**.

$$V = \frac{K_h * i}{n_e}$$

Where:

V = Groundwater flow velocity $\left(\frac{feet}{day}\right)$

K_h = Horizontal Hydraulic Conductivity $\left(\frac{feet}{day}\right)$

i = Horizontal hydraulic gradient $\left(\frac{feet}{foot}\right) = \frac{h_1 - h_2}{L}$

h_1 and h_2 = Groundwater elevation at location 1 and 2

L = distance between location 1 and 2

n_e = Effective porosity

Groundwater flow in bedrock is controlled by secondary porosity features that are typically filled with residuum. Based on the range of hydraulic conductivity measurements from wells and piezometers screened in the upper bedrock at AP-1, flow velocities were calculated using: (i) the geometric mean and the highest of the observed

horizontal hydraulic conductivity (K_h) values as presented in the HAR Rev 3 (Geosyntec, 2021c); (ii) the average hydraulic gradients presented at the beginning of Section 3.2; and (iii) an estimated effective porosity (n_e) of 0.3 for the fractured and solutioned dolomite/limestone bedrock (Geosyntec, 2021c).

Horizontal hydraulic conductivity values measured for bedrock ranged from 3.0×10^{-2} to 33.0 feet per day (ft/day), with a geometric mean of 2.4 ft/day. Using the geometric mean K_h value of 2.4 ft/day for the bedrock, the calculated flow velocities along the north, west, and south/southwest flow paths are 0.13 ft/day, 0.13 ft/day, and 0.22 ft/day, respectively. Using the highest observed K_h in the bedrock of 33 ft/day, the calculated flow velocities along the north, west, and south/southwest flow paths are 1.77 ft/day, 1.73 ft/day, and 3.03 ft/day, respectively. This variability in calculated groundwater flow velocity is consistent with groundwater flow in dolomite/limestone bedrock controlled by secondary porosity features that are typically filled with residuum.

3.3 Groundwater Sampling Procedures

Groundwater samples were collected using low-flow sampling procedures in accordance with § 257.93(a). Purging and sampling was performed using dedicated bladder pumps with dedicated tubing, non-dedicated bladder pumps, and peristaltic pumps. For wells sampled with non-dedicated bladder and peristaltic pumps, the pump intake was lowered to the midpoint of the well screen (or as appropriate based on the groundwater level). Non-dedicated bladder pump and peristaltic pump samples were collected using new disposable polyethylene tubing; all non-dedicated tubing was disposed of following the sampling event. All non-disposable equipment was decontaminated before use and between well locations.

An in-situ water quality field meter (Aqua TROLL 400) was used to monitor and record field water quality parameters [i.e., pH, conductivity, dissolved oxygen (DO), temperature, and oxidation reduction potential (ORP)] during well purging to verify stabilization prior to sampling. Turbidity was monitored using a LaMotte 2020we (or similar) portable turbidity meter. Groundwater samples were collected once the following stabilization criteria were met:

- pH ± 0.1 standard units (s.u.).
- Conductivity ± 5%.

- ± 0.2 milligrams per liter (mg/L) or ± 10% (whichever is greater) for DO > 0.5 mg/L. No criterion applies if DO < 0.5 mg/L, record only.

- Turbidity measured less than 5 nephelometric turbidity units (NTU) or measured between 5 and 10 NTU following three hours of purging.

Following purging, and once stabilization was achieved, unfiltered samples were collected into appropriately preserved laboratory-supplied sample containers. Sample bottles were placed in ice-packed coolers and submitted to Pace Analytical Services, LLC (Pace Analytical) in Peachtree Corners, Georgia, following chain-of-custody protocol. The field sampling and equipment calibration forms generated during the annual reporting period are provided in **Appendix D**.

3.4 Laboratory Analyses

Laboratory analyses were performed by Pace Analytical, which is accredited by the National Environmental Laboratory Accreditation Program (NELAP). Pace Analytical maintains a NELAP certification for the Appendix III and Appendix IV constituents and the geochemical parameters analyzed for this project. Analytical methods used for groundwater sample analysis are listed in the analytical laboratory reports included in **Appendix D**. The groundwater results from the annual reporting period are summarized in **Table 5**.

3.5 Quality Assurance and Quality Control Summary

Quality assurance/quality control (QA/QC) samples were collected during the groundwater monitoring events at the minimum rate of one QA/QC sample per 10 groundwater samples and included the following: field duplicates, equipment blanks, and field blank samples. QA/QC samples were collected in appropriately preserved laboratory-provided sample containers and submitted under the same chain of custody as the primary samples for analysis of the same constituents by Pace Analytical.

In addition to collecting QA/QC samples, the data were validated based on the pertinent methods referenced in the laboratory reports, professional and technical judgment, and applicable federal and site-specific guidance documents (USEPA, 2011; USEPA, 2017). Where necessary, the data were qualified with supporting documentation and justifications. The validated data meet project objectives and the associated data validation reports are provided in **Appendix D**, along with the laboratory reports.

4.0 STATISTICAL ANALYSIS

The following section summarizes the statistical analysis of Appendix III groundwater monitoring data performed pursuant to § 257.93. In addition, pursuant to § 257.95(d)(2), Georgia Power established GWPS for the Appendix IV constituents and completed statistical analyses of the Appendix IV groundwater monitoring data obtained during the annual reporting period. BGWC-53D was sampled for the first time in December 2024 and the corresponding data will be included in the next semiannual reporting period as additional data from this location are available. The data were analyzed by Groundwater Stats Consulting (GSC); the reports generated from the analyses are provided in **Appendix E**.

4.1 Statistical Methods

Groundwater data from the annual reporting period were statistically analyzed in accordance with the Professional Engineer-certified (PE-certified) Statistical Analysis Method Certification (October 2017, revised January 2020) (Anchor QEA, 2017; Geosyntec, 2020). The Sanitas groundwater statistical software was used to perform the statistical analyses. Sanitas is a decision-support software package that incorporates the statistical tests required of Subtitle C and D facilities by USEPA regulations and guidance as recommended in the USEPA document *Statistical Analysis of Groundwater Data at RCRA Facilities Unified Guidance* (Unified Guidance) (USEPA, 2009).

Appendix III statistical analysis was performed to assess if Appendix III constituents have returned to background levels. Appendix IV constituents were evaluated to assess if concentrations statistically exceeded the established state and federal GWPS. Detailed statistical methods used for Appendix III and Appendix IV constituents are discussed in the statistical analysis reports provided in **Appendix E** and summarized in Sections 4.1.1 and 4.1.2. The GWPS were finalized pursuant to § 257.95(d)(2) and presented in **Table 6**.

4.1.1 Appendix III Statistical Methods

Based on guidance from GA EPD, statistical tests used to evaluate the groundwater monitoring data consist of interwell prediction limits (PLs) combined with a 1-of-2 verification resample plan for each of the Appendix III constituents. Interwell PLs pool upgradient well data to establish a background limit for an individual constituent, and the most recent sample from each downgradient well is compared to the same limit for each constituent to assess whether there are SSIs. An "initial exceedance" occurs when an

Appendix III constituent reported in the groundwater of a downgradient detection monitoring well exceeds the constituent's associated PL. The 1-of-2 resample plan allows for collection of an independent resample. A confirmed exceedance is noted only when the resample confirms the initial exceedance by also exceeding the statistical limit. If the resample falls within its respective PL, no exceedance is declared.

4.1.2 Appendix IV Statistical Methods

To statistically compare groundwater data to GWPS, confidence intervals are constructed for each of the detected Appendix IV constituents in each downgradient detection and assessment monitoring well with a minimum of four samples. In accordance with Section 21.1.1 of the Unified Guidance (USEPA, 2009), four independent data are the minimum population size recommended to construct confidence intervals required to assess SSLs for Appendix IV constituents. Due to previous non-routine (or ACM investigation) sampling, some Appendix IV constituents at a well location have differing number of analytical data points.

The confidence intervals are compared to the GWPS. Only when the entire confidence interval is above a GWPS is the well/constituent pair considered to exceed its GWPS. If a confidence interval exceeds a GWPS, an SSL exceedance is identified.

USEPA revised the federal CCR Rule on July 30, 2018, updating GWPS for cobalt, lead, lithium, and molybdenum. As described in § 257.95(h)(1-3), the GWPS is defined by the below criteria. These criteria were adopted into the GA EPD Rules for Solid Waste Management 391-3-4-.10 on February 22, 2022.

(1) The maximum contaminant level (MCL) established under § 141.62 and § 141.66.

(2) Where an MCL has not been established:

(i) Cobalt 0.006 mg/L;

(ii) Lead 0.015 mg/L;

(iii) Lithium 0.04 mg/L; and

(iv) Molybdenum 0.1 mg/L.

(3) Background levels for constituents where the background level is higher than the MCL or rule-specified GWPS.

Following the above requirements, GWPS have been established for statistical comparison of Appendix IV constituents and are presented in **Table 6**.

4.2 Statistical Analyses Results

Based on review of the Appendix III statistical analysis discussion presented in **Appendix E**, groundwater conditions have not returned to background and assessment monitoring should continue. Based on the statistical analysis of Appendix IV constituents, select Appendix IV constituents exceeded the GWPS during the annual reporting period:

4.2.1 January 2024 Data

- Arsenic: BGWC-34D
- Cobalt: BGWC-16, BGWC-22
- Molybdenum: BGWC-43D

4.2.2 August 2024 Data

- Arsenic: BGWC-34D
- Cobalt: BGWC-16, BGWC-22
- Molybdenum: BGWC-43D

Wells with SSLs were further evaluated using the Sen's Slope/Mann Kendall trend test (**Appendix E**). A statistically significant increasing trend of cobalt was identified in BGWC-16 and BGWC-22 during this reporting period. No statistically significant trends were identified for arsenic in BGWC-34D and molybdenum in BGWC-43D.

4.2.3 Summary of Statistical Analyses

The SSLs identified for the annual reporting period are generally consistent with the 2023 annual reporting period, with the following exceptions:

- The SSL of cobalt in BGWC-16 was first identified after the January 2024 semiannual event.

The arsenic SSL in BGWC-34D is addressed with the ASD submitted with the *2020 Annual Groundwater Monitoring and Corrective Action Report* (Geosyntec, 2021a) and approved by GA EPD on August 18, 2021, as explained in Section 5 below.

5.0 NATURE AND EXTENT

Based on the groundwater data presented herein, the SSL of cobalt associated with BGWC-22 is horizontally and vertically delineated to below the GWPS as calculated by confidence intervals (statistical analysis) prepared for assessment wells BGWC-32 and BGWC-35D, respectively. Similarly, the SSL of molybdenum identified in BGWC-43D is horizontally and vertically delineated by BGWC-50D and BGWC-49D, respectively. PZ-7 is located directly west of BGWC-16 and measured cobalt as non-detect in the four supplemental groundwater samples in April 2022, August 2022, February 2023, and August 2024 (Geosyntec, 2023a and 2023b). Therefore, the cobalt SSL identified in BGWC-16 is horizontally delineated to below the GWPS by existing piezometer PZ-7. The cobalt concentration in the initial sample collected from BGWC-53D in December 2024 was below than the GWPS and indicates vertical delineation. The groundwater data from the January and August 2024 semiannual assessment monitoring events were used to generate the cobalt and molybdenum iso-concentration maps presented on **Figure 5**, **6**, **7**, and **8**.

Georgia Power will continue to monitor the assessment wells and adaptively manage the Site as new data become available.

5.1 Alternate Source Demonstration

An ASD was prepared and submitted to GA EPD on January 29, 2021, to address the SSL of arsenic in assessment well BGWC-34D (Geosyntec, 2021b). The ASD presented multiple lines of evidence that the arsenic groundwater concentrations detected in BGWC-34D are not associated with a release from AP-1 but are instead caused by a natural source of arsenic in the site-specific rock formation. The arsenic ASD was approved by GA EPD on August 18, 2021.

A second ASD was prepared and submitted to GA EPD on May 1, 2023, to address the arsenic SSL reported for BGWC-37D in the July/August 2022 semiannual event (Geosyntec, 2023d). The ASD presented multiple lines of evidence that the SSL of arsenic is not associated with a release from AP-1 but is instead caused by an error in statistical evaluation. An addendum was submitted on March 20, 2024, which provided additional evidence for an error in statistical evaluation. The ASD addendum was approved by GA EPD on September 20, 2024, and is provided in **Appendix F**. Furthermore, the concentration of arsenic was below the GWPS during the last four

semiannual assessment monitoring events (January 2023, August 2023, January 2024, and August 2024).

6.0 MONITORING PROGRAM STATUS

6.1 Assessment Monitoring Status

Pursuant to § 257.96(b), Georgia Power will continue to monitor the groundwater at AP-1 in accordance with the assessment monitoring program regulations of § 257.95 while ACM efforts are implemented to address SSL concentrations of cobalt and molybdenum in select AP-1 wells. Pursuant to § 257.95(g)(1)(iv), the additional assessment wells will continue to be sampled as part of the ongoing assessment groundwater monitoring program.

6.2 Assessment of Corrective Measures

A *Draft Remedy Selection Repor*t was submitted to GA EPD on February 28, 2023 (Geosyntec, 2023c, GEOS ID 739305). A revision to the *Draft Remedy Selection Report* was submitted on July 5, 2024 (Geosyntec, 2024b, GEOS ID 854212). The *Draft Remedy Selection Report* was submitted under separate cover and is currently being reviewed by GA EPD. The report summarizes:

- The current groundwater conceptual site model applicable to evaluating groundwater corrective measures proposed in the ACM Report (Geosyntec, 2019b);
- An evaluation of each corrective measure retained for further consideration following the completed investigations; and
- An evaluation of corrective measure options using the comparative criteria such as long- and short-term effectiveness and protectiveness, source control effectiveness, and ease of implementation. The *Draft Remedy Selection Report* presents geochemical approaches (in-situ injections) coupled with monitored natural attenuation as the proposed groundwater remedy for AP-1.

In the interim of GA EPD's review of the revised *Draft Remedy Selection Report*, with the written concurrence letter from GA EPD, Georgia Power initiated a high-resolution site characterization in June 2023 to characterize and refine the proposed in-situ injection treatment area proximal to BGWC-22. Based upon the results of the high-resolution site characterization and treatability study, a pilot study workplan will be submitted to GA EPD under a separate cover. Updates concerning the proposed pilot study and any additional data to support corrective action design will be reported to GA EPD as brief

summaries included as part of semiannual groundwater monitoring and corrective action reporting.

6.3 Annual Potable Well Survey

An updated potable well survey of potential groundwater wells within a two-mile radius of AP-1 was conducted in November 2024 and consisted of reviewing federal, state, county records, and online sources. A survey conducted by Environmental Data Resources (EDR) is included in **Appendix G**. Additional federal, state, county records and online sources outside of the EDR survey were also reviewed by Geosyntec. The Bartow County Health Department does not maintain records of private wells, and therefore had no update to provide for the survey. The findings from the 2024 well survey are consistent with the 2023 well survey (Geosyntec, 2024a).

7.0 CONCLUSIONS AND FUTURE ACTIONS

This *2024 Annual Groundwater Monitoring and Corrective Action Report* for Plant Bowen AP-1 was prepared to fulfill the requirements of the federal CCR Rule and GA EPD Rules for Solid Waste Management 391-3-4-.10. Statistical analyses of the groundwater monitoring data for AP-1 for the annual reporting period identified the continued presence of SSLs of arsenic in BGWC-34D, cobalt in BGWC-22, and molybdenum in BGWC-43D, as well as a new cobalt SSL in BGWC-16. Based on the most current groundwater quality, the SSLs in BGWC-34D, BGWC-22, and BGWC-43D are vertically and horizontally delineated to below their respective GWPS within the property boundary, or resolved with a previously approved ASD (Geosyntec, 2021b). The cobalt SSL in BGWC-16 is horizontally delineated with existing piezometer PZ-7 and vertical delineated with newly installed vertical assessment well BGWC-53D.

Georgia Power will continue to monitor AP-1 groundwater under the assessment monitoring program as aspects of the ACM program are implemented to address the Appendix IV SSLs. A *Draft Remedy Selection Report*, which summarizes the evaluation and proposed selection of a corrective measure, or measures, was submitted to GA EPD in February 2023 with revisions provided on July 5, 2024 (Geosyntec, 2023c, GEOS ID 739305; Geosyntec, 2024b, GEOS ID 854212). A Pilot Study Work Plan focused on in-situ injections to address the SSL of cobalt at BGWC-22 will be submitted to EPD under a separate cover prior to implementation. The next routine semiannual assessment monitoring event for AP-1 is tentatively scheduled for February 2024. Progress made regarding the corrective action design evaluation will be documented in the next groundwater monitoring and corrective action report.

8.0 REFERENCES

Anchor QEA, 2017. Statistical Analysis Method Certification – 40 C.F.R. § 257.93(f) – Plant Bowen Ash Pond (AP-1) – Georgia Power Company. October 2017.

Anchor QEA, 2018. 2017 Annual Groundwater Monitoring and Corrective Action Report – Plant Bowen Ash Pond 1 (AP-1). January 2018.

Geosyntec, 2019a. 2018 Annual Groundwater Monitoring and Corrective Action Report – Plant Bowen Ash Pond 1 (AP-1). January 2019.

Geosyntec, 2019b. Assessment of Corrective Measures Report – Plant Bowen Ash Pond 1 (AP-1). June 2019.

Geosyntec, 2020. Statistical Analysis Method Certification (REV 01) – Georgia Rule 391-3-4-.10(6) and 40 CFR § 257.93(f) – Plant Bowen Ash Pond 1 – Georgia Power Company. January 2020.

Geosyntec, 2021a. 2020 Annual Groundwater Monitoring and Corrective Action Report – Plant Bowen Ash Pond 1 (AP-1). January 2021.

Geosyntec, 2021b. Alternate Source Demonstration – Arsenic, Plant Bowen – Ash Pond 1 (AP-1). January 2021.

Geosyntec, 2021c. Hydrogeologic Assessment Report (Revision 3) Ash Pond 1 Plant Bowen. June 2021.

Geosyntec, 2023a. 2022 Annual Groundwater Monitoring and Corrective Action Report – Plant Bowen Ash Pond 1 (AP-1). January 2023.

Geosyntec, 2023b. 2023 Semiannual Groundwater Monitoring and Corrective Action Report – Plant Bowen Ash Pond 1 (AP-1). August 2023.

Geosyntec, 2023c. Draft Remedy Selection Report, Georgia Power Company, Plant Bowen Ash Pond 1 (AP-1). February 2023.

Geosyntec, 2023d. Alternate Source Demonstration – Arsenic, Plant Bowen – Ash Pond 1 (AP-1). May 2023.

Geosyntec, 2024a. 2023 Annual Groundwater Monitoring and Corrective Action Report – Plant Bowen Ash Pond 1 (AP-1). January 2024.

Geosyntec, 2024b. Draft Remedy Selection Report, Georgia Power Company, Plant Bowen Ash Pond 1 (AP-1). July 2024.

Geosyntec, 2024c. Ash Pond Monitoring Well Certification Report – Addendum No. 8, Plant Bowen Ash Pond 1 (AP-1). January 2025

Geosyntec, 2024d. Ash Pond Monitoring Well Certification Report – Addendum No. 9, Plant Bowen Ash Pond 1 (AP-1). January 2025

Lawton, D.E., Marsalis, W.E., and others (1976). Geologic Map of Georgia: Georgia Geological Survey, scale = 1: 500,000. 1976.

Sanitas: Groundwater Statistical Software, v. 9.6.26, 2018. Sanitas Technologies©, Boulder, Colorado.

USEPA, 2009. *Statistical Analysis of Groundwater Monitoring Data at RCRA Facilities, Unified Guidance*. Office of Resource Conservation and Recovery – Program Implementation and Information Division. March 2009.

USEPA, 2011. *Region IV Data Validation Standard Operating Procedures.* Science and Ecosystem Support Division. Region IV. Athens, GA. September 2011.

USEPA, 2015. *Use of Monitored Natural Attenuation for Inorganic Contaminants in Groundwater at Superfund Sites*. Office of Solid Waste and Emergency Response, Directive 9283.1-36, August 2015.

USEPA, 2017. *National Functional Guidelines for Inorganic Superfund Methods Data Review*. Office of Superfund Remediation and Technology Innovation. OLEM 9355.0-135 [EPA-540-R-2017-001]. Washington, DC. January 2017.

TABLES

Table 1
Monitoring Well Network Summary
Georgia Power Company
Plant Bowen - Ash Pond 1
Bartow County, GA

Well ID	Well Designation	Location	Northing	Easting	Ground Surface Elevation (feet)	Top of Casing Elevation (feet)	Top of Screen Elevation (feet)	Bottom of Screen Elevation (feet)	Total Well Depth from (Feet Below Top of Casing)	Groundwater Zone Screened	Installation Date
BGWA-2	Detection	Upgradient	1499374.18	2068599.59	727.00	729.69	650.59	640.59	89.40	Bedrock/Dolomite	10/29/2015
BGWA-29	Detection	Upgradient	1498283.04	2066362.32	718.84	721.38	632.88	622.88	98.80	Bedrock/Dolomite	08/07/2016
BGWA-33	Detection	Upgradient	1497972.13	2064876.80	740.50	743.25	672.73	662.73	80.84	Bedrock/Limestone	07/10/2018
BGWA-47D	Detection	Upgradient	1499377.79	2068612.48	726.93	729.61	585.90	575.90	154.04	Bedrock/Limestone/Dolomite	05/13/2020
BGWA-48D	Detection	Upgradient	1499380.09	2068623.31	726.64	729.38	544.97	534.97	194.74	Bedrock/Limestone/Dolomite	05/16/2020
BGWC-7	Detection	Downgradient	1504711.59	2066801.40	702.49	705.38	625.18	615.18	90.50	Bedrock/Limestone	10/01/2015
BGWC-8	Detection	Downgradient	1504671.82	2066929.46	703.71	706.43	636.83	626.83	79.90	Bedrock/Limestone/Dolomite	11/18/2015
BGWC-9	Detection	Downgradient	1504909.12	2066143.27	689.18	691.93	638.33	628.33	63.90	Bedrock/Dolomite	11/13/2015
BGWC-10	Detection	Downgradient	1505033.22	2066081.09	683.39	686.06	633.66	623.66	62.70	Bedrock/Limestone/Dolomite	10/07/2015
BGWC-12	Detection	Downgradient	1505279.88	2065908.56	691.71	694.41	626.01	616.01	78.70	Bedrock/Limestone/Dolomite	10/21/2015
BGWC-14A	Detection	Downgradient	1505398.54	2065015.98	715.57	718.33	629.90	619.90	98.76	Bedrock/Limestone/Dolomite	05/04/2020
BGWC-16	Detection	Downgradient	1504656.42	2064247.67	671.65	674.31	635.31	625.31	49.30	Bedrock/Dolomite	11/12/2015
BGWC-17	Detection	Downgradient	1504432.00	2064259.38	671.25	673.65	615.35	605.35	68.60	Bedrock/Dolomite	11/17/2015
BGWC-18	Detection	Downgradient	1504118.73	2064257.00	670.32	672.88	645.08	635.08	38.10	Bedrock/Dolomite	10/13/2015
BGWC-19	Detection	Downgradient	1503742.25	2064244.66	671.04	673.61	628.91	618.91	55.00	Bedrock/Dolomite	10/12/2015
BGWC-20	Detection	Downgradient	1503367.73	2064259.55	672.29	675.14	635.14	625.14	50.30	Bedrock/Limestone	10/09/2015
BGWC-21	Detection	Downgradient	1501627.51	2064348.09	688.53	691.33	648.63	638.63	53.00	Bedrock/Dolomite	03/02/2016
BGWC-22	Detection	Downgradient	1501323.76	2064358.05	692.64	695.50	662.60	652.60	43.20	Bedrock/Dolomite	10/08/2015
BGWC-23	Detection	Downgradient	1501000.57	2064350.17	693.16	695.50	654.30	644.30	51.50	Bedrock/Dolomite	10/15/2015
BGWC-24	Detection	Downgradient	1500621.22	2065032.84	699.46	702.27	646.27	636.27	66.30	Bedrock/Limestone	10/27/2015
BGWC-25	Detection	Downgradient	1502292.73	2064244.10	677.60	680.47	632.87	622.87	57.90	Bedrock/Dolomite	03/03/2016
BGWC-30	Detection	Downgradient	1499815.93	2066395.86	698.39	701.06	651.58	641.58	59.78	Bedrock/Dolomite	01/04/2017
BGWC-51	Detection	Downgradient	1500270.09	2065455.80	708.99	711.49	654.57	644.57	67.25	Bedrock/Limestone/Dolomite	01/22/2021
BGWC-52	Detection	Downgradient	1500156.97	2065764.13	707.77	710.75	638.88	628.88	82.20	Bedrock/Limestone/Dolomite	01/21/2021
BGWA-6	Assessment	Downgradient	1499262.01	2065797.30	714.49	716.93	663.93	653.93	63.30	Bedrock/Dolomite	11/06/2015
BGWC-31	Assessment	Downgradient	1503497.94	2064022.71	668.12	670.54	631.17	621.17	49.70	Bedrock/Limestone	07/17/2018
BGWC-32	Assessment	Downgradient	1501252.25	2064184.30	696.36	699.36	658.46	648.46	51.22	Bedrock/Limestone	07/18/2018
BGWC-34D	Assessment	Downgradient	1503356.51	2064257.95	672.25	675.17	605.76	595.76	79.75	Bedrock/Limestone	07/13/2018
BGWC-35D	Assessment	Downgradient	1501312.20	2064358.63	693.13	695.73	625.11	615.11	80.94	Bedrock/Limestone	07/12/2018
BGWC-36D	Assessment	Downgradient	1499807.51	2066415.10	698.07	701.01	615.00	605.00	96.35	Bedrock/Limestone	07/02/2018
BGWC-37D	Assessment	Downgradient	1501293.16	2064362.70	693.50	696.05	595.83	585.83	110.55	Bedrock/Limestone	04/25/2019
BGWC-38D	Assessment	Downgradient	1499802.36	2066430.17	697.52	700.34	584.86	574.86	125.81	Bedrock/Limestone	04/18/2019
BGWC-39	Assessment	Downgradient	1501241.94	2064095.41	676.58	679.12	661.91	651.91	27.54	Bedrock/Limestone	12/06/2019
BGWC-40	Assessment	Downgradient	1500589.93	2064317.38	687.12	689.59	637.45	627.45	62.47	Bedrock/Limestone	12/03/2019
BGWC-41D	Assessment	Downgradient	1501255.96	2064096.23	676.43	679.12	631.76	621.76	57.69	Bedrock/Limestone/Dolomite	04/27/2020
BGWC-42D	Assessment	Downgradient	1501280.52	2064365.25	693.98	696.90	553.31	543.31	153.92	Bedrock/Limestone/Dolomite	05/03/2020
BGWC-43D	Assessment	Downgradient	1499796.86	2066444.37	697.29	700.10	544.62	534.62	165.81	Bedrock/Limestone/Dolomite	04/24/2020
BGWC-44D	Assessment	Downgradient	1499265.15	2065811.06	714.65	717.30	584.98	574.98	142.64	Bedrock/Limestone/Dolomite	04/22/2020
BGWC-49D	Assessment	Downgradient	1499790.13	2066461.96	696.95	699.75	398.95	388.95	311.13	Bedrock/Dolomite	02/23/2021
BGWC-50D	Assessment	Downgradient	1499269.15	2065781.87	714.68	717.43	544.68	534.68	183.09	Bedrock/Dolomite	03/19/2021
BGWC-53D	Assessment	Downgradient	1504685.89	2064247.38	671.46	674.58	584.40	574.40	100.48	Bedrock/Limestone/Dolomite	11/14/2024
PZ-7	Assessment	Downgradient	1504679.33	2064125.75	672.43	675.51	636.54	626.54	49.30	Bedrock/Dolomite	03/09/2022
BGWA-1	Piezometer	Downgradient	1499101.23	2067205.48	718.33	720.90	672.00	662.00	59.20	Bedrock/Limestone/Dolomite	11/17/2015
BGWA-3	Piezometer	Downgradient	1499420.87	2065185.74	721.80	724.28	645.08	635.08	89.50	Bedrock/Dolomite	11/05/2015
BGWA-4	Piezometer	Downgradient	1499485.38	2064697.89	726.05	728.67	660.37	650.37	78.60	Bedrock/Limestone/Dolomite	03/04/2016
BGWA-5	Piezometer	Downgradient	1499434.58	2065421.43	718.53	720.92	661.52	651.52	69.70	Bedrock/Dolomite	11/03/2015
BGWA-26	Piezometer	Downgradient	1498697.63	2064189.94	726.09	728.65	663.55	653.55	75.40	Bedrock/Dolomite	08/05/2016
BGWA-27	Piezometer	Downgradient	1498719.14	2064387.54	732.50	735.25	652.05	642.05	93.50	Bedrock/Dolomite	08/06/2016
BGWA-28	Piezometer	Downgradient	1498749.21	2064577.55	734.88	737.45	661.35	651.35	86.40	Bedrock/Dolomite	08/07/2016
BGWC-11	Piezometer	Downgradient	1504998.94	2066093.83	683.91	686.50	619.20	609.20	77.60	Bedrock/Limestone/Dolomite	10/16/2015
BGWC-13	Piezometer	Downgradient	1505435.29	2065251.21	714.77	717.43	653.83	643.83	73.90	Bedrock/Dolomite	10/21/2015
BGWC-15	Piezometer	Downgradient	1505278.19	2064732.18	715.39	717.92	654.52	644.52	73.69	Bedrock/Dolomite	10/20/2015
PT-02	Piezometer	Downgradient	1501336.13	2064340.03	692.06	694.95	661.63	651.63	43.65	Bedrock/Limestone	07/25/2023

Table 1
Monitoring Well Network Summary
Georgia Power Company
Plant Bowen - Ash Pond 1
Bartow County, GA

Well ID	Well Designation	Location	Northing	Easting	Ground Surface Elevation (feet)	Top of Casing Elevation (feet)	Top of Screen Elevation (feet)	Bottom of Screen Elevation (feet)	Total Well Depth from (Feet Below Top of Casing)	Groundwater Zone Screened	Installation Date
PT-03	Piezometer	Downgradient	1501296.82	2064344.95	693.05	696.05	663.24	653.24	43.14	Bedrock/Limestone	12/15/2023
PT-04	Piezometer	Downgradient	1501327.52	2064340.94	692.06	691.68	657.10	647.10	44.88	Bedrock/Limestone	11/13/2024
PT-05	Piezometer	Downgradient	1501344.14	2064338.76	691.80	691.43	656.54	646.54	45.19	Bedrock/Limestone	11/13/2024
PT-06	Piezometer	Downgradient	1501340.00	2064330.08	691.78	691.31	657.75	647.75	43.86	Bedrock/Limestone	11/13/2024
INW-01	Piezometer	Downgradient	1501330.79	2064346.11	692.19	691.83	662.21	647.21	44.92	Bedrock/Limestone	11/13/2024
PZ-1	Piezometer	Downgradient	1505600.54	2066844.10	675.35	677.87	630.65	620.65	57.52	Bedrock/Limestone/Dolomite	06/23/2016
PZ-2	Piezometer	Downgradient	1503856.86	2062938.81	665.92	668.25	649.22	639.22	29.32	Bedrock/Limestone/Dolomite	06/24/2016
PZ-3	Piezometer	Downgradient	1505723.97	2066071.08	705.34	707.97	658.67	648.67	59.60	Bedrock/Dolomite	06/22/2016
PZ-4	Piezometer	Downgradient	1505788.58	2064316.61	715.96	718.74	669.26	659.26	59.78	Bedrock/Dolomite	06/23/2016
PZ-5	Piezometer	Downgradient	1499885.63	2063961.22	697.23	700.12	650.53	640.53	59.89	Bedrock/Limestone/Dolomite	12/04/2019
PZ-6	Piezometer	Downgradient	1500379.48	2063242.81	675.50	678.32	650.80	640.80	37.82	Bedrock/Limestone/Dolomite	12/08/2019
PZ-8	Piezometer	Downgradient	1504818.66	2064241.49	677.75	680.72	641.74	631.74	49.31	Bedrock/Dolomite	03/09/2022

Notes:

(1) Coordinates in North American Datum (NAD) 1983, State Plane, Georgia-West, feet. Survey completed by GEL Solutions obtained June 10, 2020. Survey for wells BGWC-51 and BGWC-52 was obtained January 28, 2021. Survey for wells BGWC-49D and BGWC-50D was obtained March 25, 2021. Survey for wells PZ-7 and PZ-8 was obtained April 11, 2022. Survey for well PT-02 obtained November 20, 2023. Survey for well PT-03 obtained December 21, 2023. Survey for wells BGWC-53D, PT-04, PT-05, and PT-06 was obtained November 26, 2024.

(2) Elevations referenced to the North American Vertical Datum of 1988 (NAVD88). Survey completed by GEL Solutions obtained June 10, 2020. Survey for wells BGWC-51 and BGWC-52 was obtained January 28, 2021. Survey for wells BGWC-49D and BGWC-50D was obtained March 25, 2021. Survey for wells PZ-7 and PZ-8 was obtained April 11, 2022. Survey for well PT-02 obtained November 20, 2023. Survey for well PT-03 obtained December 21, 2023. Survey for wells BGWC-53D, PT-04, PT-05, and PT-06 was obtained November 26, 2024.

(3) Total well depth accounts for sump if data provided on well construction logs.

(4) Piezometers INW-01 and PT-02 through PT-06 were installed in support of an Assessment of Corrective Measures pre-design investigation and are not included in the monitoring well network.

Table 2
Groundwater Sampling Event Summary
Georgia Power Company
Plant Bowen - Ash Pond 1
Bartow County, GA

Well ID	Hydraulic Location	Well Designation	January 30 2024 - February 08 2024	April 03 2024 - April 03 2024	May 22 2024 - May 22 2024	July 09 2024 - July 09 2024	August 15 2024 - August 23 2024	December 03 2024 - December 03 2024
			Assessment Event	Supplemental Event	Supplemental Event	Supplemental Event	Assessment Event	Supplemental Event
Georgia Power Company - Plant Bowen - Ash Pond 1								
BGWA-2	Upgradient	Detection	X				X	
BGWA-29	Upgradient	Detection	X				X	
BGWA-33	Upgradient	Detection	X				X	
BGWA-47D	Upgradient	Detection	X				X	
BGWA-48D	Upgradient	Detection	X				X	
BGWC-7	Downgradient	Detection	X				X	
BGWC-8	Downgradient	Detection	X				X	
BGWC-9	Downgradient	Detection	X				X	
BGWC-10	Downgradient	Detection	X				X	
BGWC-12	Downgradient	Detection	X				X	
BGWC-14A	Downgradient	Detection	X				X	
BGWC-16	Downgradient	Detection	X				X	
BGWC-17	Downgradient	Detection	X				X	
BGWC-18	Downgradient	Detection	X				X	
BGWC-19	Downgradient	Detection	X				X	
BGWC-20	Downgradient	Detection	X				X	
BGWC-21	Downgradient	Detection	X				X	
BGWC-22	Downgradient	Detection	X	X	X	X	X	
BGWC-23	Downgradient	Detection	X				X	
BGWC-24	Downgradient	Detection	X				X	
BGWC-25	Downgradient	Detection	X				X	
BGWC-30	Downgradient	Detection	X				X	
BGWC-51	Downgradient	Detection	X				X	
BGWC-52	Downgradient	Detection	X				X	
BGWA-6	Downgradient	Assessment	X				X	
BGWC-31	Downgradient	Assessment	X				X	
BGWC-32	Downgradient	Assessment	X				X	
BGWC-34D	Downgradient	Assessment	X				X	
BGWC-35D	Downgradient	Assessment	X				X	
BGWC-36D	Downgradient	Assessment	X				X	
BGWC-37D	Downgradient	Assessment	X				X	
BGWC-38D	Downgradient	Assessment	X				X	
BGWC-39	Downgradient	Assessment	X				X	
BGWC-40	Downgradient	Assessment	X				X	
BGWC-41D	Downgradient	Assessment	X				X	
BGWC-42D	Downgradient	Assessment	X				X	
BGWC-43D	Downgradient	Assessment	X				X	
BGWC-44D	Downgradient	Assessment	X				X	
BGWC-49D	Downgradient	Assessment	X				X	
BGWC-50D	Downgradient	Assessment	X				X	
BGWC-53D	Downgradient	Assessment						X
PZ-7	Downgradient	Assessment					X	

Notes:
X - Indicates well sampled during event
(1) Monitoring well analyzed for the complete list of Appendix III and Appendix IV constituents to establish background groundwater quality in compliance with 40 CFR 257.93.

Table 3
Summary of Groundwater and Surface Water Elevations
Georgia Power Company
Plant Bowen - Ash Pond 1
Bartow County, GA

		January 2024		August 2024	
Well ID	Top of Casing Elevation (feet)	Depth to Water (feet BTOC)	Groundwater Elevation (feet)	Depth to Water (feet BTOC)	Groundwater Elevation (feet)
BGWA-2	729.69	55.27	674.42	64.34	665.35
BGWA-29	721.38	50.01	671.37	55.91	665.47
BGWA-33	743.25	76.87	666.38	76.90	666.35
BGWA-47D	729.61	55.25	674.36	64.18	665.43
BGWA-48D	729.38	55.29	674.09	63.99	665.39
BGWC-7	705.38	39.38	666.00	48.25	657.13
BGWC-8	706.43	39.37	667.06	50.23	656.20
BGWC-9	691.93	22.31	669.62	35.76	656.17
BGWC-10	686.06	20.31	665.75	33.46	652.60
BGWC-12	694.41	33.03	661.38	43.10	651.31
BGWC-14A	718.33	69.65	648.68	72.13	646.20
BGWC-16	674.31	11.91	662.40	18.30	656.01
BGWC-17	673.65	10.81	662.84	17.08	656.57
BGWC-18	672.88	7.51	665.37	15.36	657.52
BGWC-19	673.61	8.69	664.92	16.50	657.11
BGWC-20	675.14	12.71	662.43	16.70	658.44
BGWC-21	691.33	17.25	674.08	26.84	664.49
BGWC-22	695.5	27.14	668.36	29.91	665.59
BGWC-23	695.5	31.43	664.07	32.04	663.46
BGWC-24	702.27	12.39	689.88	21.12	681.15
BGWC-25	680.47	16.94	663.53	21.75	658.72
BGWC-30	701.06	28.24	672.82	35.69	665.37
BGWC-51	711.49	37.07	674.42	46.48	665.01
BGWC-52	710.75	34.28	676.47	45.76	664.99
BGWA-6	716.93	45.55	671.38	49.84	667.09
BGWC-31	670.54	13.09	657.45	15.59	654.95
BGWC-32	699.36	34.80	664.56	36.78	662.58
BGWC-34D	675.17	12.51	662.66	16.88	658.29
BGWC-35D	695.73	31.41	664.32	32.24	663.49
BGWC-36D	701.01	28.39	672.62	35.66	665.35
BGWC-37D	696.05	31.68	664.37	32.55	663.50
BGWC-38D	700.34	27.73	672.61	34.96	665.38
BGWC-39	679.12	19.19	659.93	19.65	659.47
BGWC-40	689.59	22.40	667.19	28.13	661.46
BGWC-41D	679.12	18.87	660.25	20.46	658.66
BGWC-42D	696.9	32.50	664.40	33.38	663.52
BGWC-43D	700.1	27.52	672.58	34.75	665.35
BGWC-44D	717.3	45.63	671.67	50.78	666.52
BGWC-49D	699.75	27.61	672.14	34.58	665.17
BGWC-50D	717.43	46.99	670.44	51.97	665.46
APPZ-3R	723.25	48.26	674.99	Abandoned	
APPZ-5R	781.01	119.20	661.81	Abandoned	
BGWA-1	720.9	47.33	673.57	53.86	667.04
BGWA-3	724.28	54.30	669.98	58.88	665.40
BGWA-4	728.67	58.35	670.32	63.51	665.16
BGWA-5	720.92	50.29	670.63	55.63	665.29
BGWA-26	728.65	60.84	667.81	65.20	663.45

Table 3
Summary of Groundwater and Surface Water Elevations
Georgia Power Company
Plant Bowen - Ash Pond 1
Bartow County, GA

		January 2024		August 2024	
Well ID	Top of Casing Elevation (feet)	Depth to Water (feet BTOC)	Groundwater Elevation (feet)	Depth to Water (feet BTOC)	Groundwater Elevation (feet)
BGWA-27	735.25	67.46	667.79	71.64	663.61
BGWA-28	737.45	69.76	667.69	73.43	664.02
BGWC-11	686.5	16.77	669.73	29.44	657.06
BGWC-13	717.43	67.52	649.91	67.58	649.85
BGWC-15	717.92	68.85	649.07	68.76	649.16
PT-02	694.95	26.32	668.63	29.39	665.56
PT-03	696.05	28.30	667.75	29.47	666.58
PZ-1	677.87	27.00	650.87	34.49	643.38
PZ-2	668.25	12.84	655.41	14.49	653.76
PZ-3	707.97	60.19	647.78	60.17	647.80
PZ-4	718.74	59.00	659.74	59.65	659.09
PZ-5	700.12	30.85	669.27	36.98	663.14
PZ-6	678.32	12.82	665.50	16.99	661.33
PZ-7	675.51	16.60	658.91	21.01	654.50
PZ-8	680.72	22.22	658.50	26.78	653.94
Etowah River	-	-	649.85	-	643.10
Euharlee Creek	677.19	-	656.82	-	656.77
General Service Water Pond	-	-	705.87	-	706.01

Notes:
- = Not applicable
BTOC = below top of casing
(1) Elevations referenced to the North American Vertical Datum of 1988 (NAVD88). Survey completed by GEL Solutions obtained June 10, 2020. Survey for wells BGWC-51 and BGWC-52 was obtained January 28, 2021. Survey for wells BGWC-49D and BGWC-50D was obtained March 25, 2021. Survey for piezometers PZ-7 and PZ-8 was obtained April 7, 2022. Survey for well PT-02 obtained November 20, 2023. Survey for well PT-03 obtained December 21, 2023. Survey completed by Gunnin Land Surveying for piezometer Euharlee Creek was obtained March 10, 2023.
(2) Piezometers APPZ-3R, APPZ-5R, MW-108, and MW-4A are not part of the monitoring well network. These piezometers are gauged on a routine basis to supplement data for groundwater contour development. APPZ-3R and APPZ-5R were abandoned on April 22, 2024,
(3) Surface water elevations of Etowah River, Euharlee Creek, and General Service Water Pond are recorded using In-Situ® Instruments, Inc.'s Win-Situ® or HydroVu® reporting software and Level Troll 500® pressure transducers. The transducer that recorded data for Euharlee Creek is located in a tributary with surface elevations representative of Euharlee Creek conditions.

Table 4
Horizontal Groundwater Gradient and Flow Velocity Calculations
Georgia Power Company
Plant Bowen - Ash Pond
Bartow County, GA

Gauging Event	Well Pair	Groundwater Elevations in Well Pairs (ft)		Change in Elevation (ft)	Distance Between Well 1 and Well 2 (L) (ft)	Hydraulic Gradient (ft/ft)	Average Hydraulic Conductivity (K_h) (ft/day)	Estimated Effective Porosity (n_e)	Calculated Groundwater Flow Velocity (V) (ft/day)	Calculated Groundwater Flow Velocity (V) (ft/year)	Average Hydraulic Gradient (i) (ft/ft)	Average Groundwater Flow Velocity (V) (ft/day)
January 29, 2024	APPZ-3R to BGWC-25	674.99	663.53	11.46	1,225	0.009	2.4	0.3	0.07	27.3	0.009	0.07
January 29, 2024	BGWC-9 to PZ-1	669.62	650.87	18.75	1,039	0.018	2.4	0.3	0.14	52.7	0.015	0.12
August 14, 2024	BGWC-9 to PZ-1	656.17	643.38	12.79	1,036	0.012	2.4	0.3	0.10	36.0		
January 29, 2024	APPZ-5R to BGWC-14A	661.81	648.68	13.13	1,060	0.012	2.4	0.3	0.10	36.2	0.012	0.10
January 29, 2024	BGWC-20 to BGWC-31	662.43	657.45	4.98	283	0.018	2.4	0.3	0.14	51.4	0.015	0.12
August 14, 2024	BGWC-20 to BGWC-31	658.44	654.95	3.49	275	0.013	2.4	0.3	0.10	37.1		
January 29, 2024	BGWC-24 to BGWC-40	689.88	667.19	22.69	715	0.032	2.4	0.3	0.25	92.7	0.029	0.23
August 14, 2024	BGWC-24 to BGWC-40	681.15	661.46	19.69	759	0.026	2.4	0.3	0.21	75.8		

Notes:
ft = feet
ft/day = feet per day
ft/ft = feet per foot
ft/year = feet per year
K_h = Average horizontal hydraulic conductivity (An average of 2.40 feet/day K_h was computed from slug test data derived from 26 locations in the bedrock across the Site)
n_e = effective porosity (Effective porosity of 30% was selected for the fractured and solutioned dolomite/limestone bedrock)
V = groundwater flow velocity
(1) Groundwater flow velocity equation: $V= (K^* i)/n_e$
$i = h_1-h_2/L$ = horizontal hydraulic gradient (h_1 and h_2 = groundwater elevation at location 1 and 2)
L = distance between location 1 and 2 along the flow path.
(2) Flow path direction relative to the orientation of AP-1 and illustrated on Figure 3 and 4 of associated report.
(3) Elevations shown are referenced to datum NAVD88, which indicates feet (ft) in elevation referenced to the North American Vertical Datum 1988.

Table 5
Summary of Groundwater Analytical Data
Georgia Power Company
Plant Bowen - Ash Pond 1
Bartow County, GA

	Sample Location	BGWA-2	BGWA-2	BGWA-29	BGWA-29	BGWA-33	BGWA-33	BGWA-47D	BGWA-47D	BGWA-48D	BGWA-48D	BGWC-7	BGWC-7	BGWC-8
	Sample Date	02/08/2024	08/21/2024	02/05/2024	08/21/2024	02/07/2024	08/23/2024	01/31/2024	08/15/2024	01/31/2024	08/15/2024	02/02/2024	08/16/2024	02/01/2024
ANALYTE	**UNITS**													
APPENDIX III														
Boron	mg/L	0.022 J	0.013 J	< 0.012	< 0.012	0.016 J	0.015 J	0.023 J	0.014 J	0.024 J	0.016 J	0.85	0.77	0.040 J
Calcium	mg/L	48.6	54.8	20.5	23.1	107	87.8	102	105	38.7	40.6	119	120	39.9
Chloride	mg/L	3.2	3.4	1.1	1.2	2.3	2.9	4.7	4.5	7.3	6.1	6.5	6.7	1.5
Fluoride	mg/L	< 0.05	0.065 J	< 0.05	0.061 J	0.054 J	0.099 J	0.050 J	< 0.050	0.082 J	0.064 J	0.15	0.17	0.051 J
pH, Field	SU	7.01	7.54	7.62	7.95	6.57	6.65	6.69	6.93	7.38	7.56	6.89	6.84	6.98
Sulfate	mg/L	13.8	14.3	1.3	3.3	23.0	22.4	69.1	66.1	54.2	45.3	181	165	21.4
TDS	mg/L	221	219	111	105	421	385	411	388	324	299	598	578	202
APPENDIX IV														
Antimony	mg/L	0.0012 J	< 0.00054	< 0.00054	< 0.00054	< 0.00054	0.00057 J	< 0.00054	< 0.00054	0.0010 J	0.00081 J	< 0.00054	< 0.00054	< 0.00054
Arsenic	mg/L	< 0.00084	0.0019 J	< 0.00084	0.0011 J	0.0069	0.0045 J	< 0.00084	< 0.00084	0.0038 J	0.0040 J	0.0015 J	0.0011 J	< 0.00084
Barium	mg/L	0.11	0.10	0.011	0.011	0.058	0.035	0.054	0.051	0.052	0.044	0.023	0.020	0.027
Beryllium	mg/L	< 0.000094	< 0.000094	< 0.000094	< 0.000094	< 0.000094	< 0.000094	< 0.000094	< 0.000094	< 0.000094	< 0.000094	< 0.000094	< 0.000094	< 0.000094
Cadmium	mg/L	< 0.00010	< 0.00010	< 0.00010	< 0.00010	< 0.00010	< 0.00010	< 0.00010	< 0.00010	< 0.00010	< 0.00010	< 0.00010	< 0.00010	< 0.00010
Chromium	mg/L	< 0.0019	< 0.0019	< 0.0019	< 0.0019	< 0.0019	< 0.0019	< 0.0019	< 0.0019	< 0.0019	< 0.0019	< 0.0019	< 0.0019	< 0.0019
Cobalt	mg/L	< 0.00032	< 0.00032	< 0.00032	< 0.00032	0.00095 J	0.00061 J	< 0.00032	< 0.00032	< 0.00032	< 0.00032	0.00045 J	< 0.00032	< 0.00032
Lead	mg/L	< 0.00016	< 0.00016	< 0.00016	< 0.00016	< 0.00016	< 0.00016	< 0.00016	< 0.00016	< 0.00016	< 0.00016	< 0.00016	< 0.00016	< 0.00016
Lithium	mg/L	< 0.0016	< 0.0016	< 0.0016	< 0.0016	< 0.0016	< 0.0016	< 0.0016	< 0.0016	< 0.0016	< 0.0016	0.0066 J	0.0057 J	< 0.0016
Mercury	mg/L	< 0.00013	< 0.00013	< 0.00013	< 0.00013	< 0.00013	< 0.00013	< 0.00013	< 0.00013	< 0.00013	< 0.00013	< 0.00013	< 0.00013	< 0.00013
Molybdenum	mg/L	< 0.00062	< 0.00062	< 0.00062	< 0.00062	0.014	0.0081 J	< 0.00062	< 0.00062	0.0026 J	0.0048 J	0.01	0.01	< 0.00062
Combined Radium 226 + 228	pCi/L	0.437 U	0.699 U	0.371 U	0.723 U	1.62	NA	1.44	0.864 U	0.437 U	0.697 U	1.04	1.55	0.496 U
Selenium	mg/L	< 0.00096	< 0.00096	< 0.00096	< 0.00096	< 0.00096	< 0.00096	0.0015 J	0.0017 J	< 0.00096	< 0.00096	< 0.00096	< 0.00096	< 0.00096
Thallium	mg/L	< 0.00038	< 0.00038	< 0.00038	< 0.00038	< 0.00038	< 0.00038	< 0.00038	< 0.00038	< 0.00038	< 0.00038	< 0.00038	< 0.00038	< 0.00038
Fluoride	mg/L	< 0.050	0.065 J	< 0.050	0.061 J	0.054 J	0.099 J	0.050 J	< 0.050	0.082 J	0.064 J	0.15	0.17	0.051 J
Additional Parameters														
Bicarbonate Alkalinity as CaCO3	mg/L	196	NA	95.7	NA	426	NA	290	NA	232	NA	292	NA	153
Carbonate Alkalinity as CaCO3	mg/L	< 5	NA	< 5	NA	< 5	NA	< 5	NA	< 5	NA	< 5	NA	< 5
Total Alkalinity as CaCO3	mg/L	196	NA	95.7	NA	426	NA	290	NA	232	NA	292	NA	153
Iron	mg/L	0.097	NA	< 0.025	NA	1.7	NA	0.093	NA	0.69	NA	0.35	NA	0.070
Magnesium	mg/L	21.8	NA	10.6	NA	42.9	NA	19.7	NA	12.4	NA	38.9	NA	14.4
Manganese	mg/L	< 0.011	NA	< 0.011	NA	0.087	NA	< 0.011	NA	0.019 J	NA	0.015 J	NA	< 0.011
Potassium	mg/L	1.7	NA	0.73	NA	5.1	NA	1.5	NA	1.2 J	NA	3.1	NA	2.6
Sodium	mg/L	2.6	NA	2.8	NA	6.4	NA	5.3	NA	61.6	NA	22.1	NA	4.9
Sulfide	mg/L	< 0.022	NA	< 0.022	NA	0.14	NA	< 0.022	NA	0.16	NA	< 0.022	NA	< 0.022

Notes:
mg/L - milligrams per liter
pCi/L - picocuries per liter
SU - Standard Units
TDS - total dissolved solids
NA - Indicates not analyzed
< indicates the substance was not detected above the method detection limit (MDL). The value displayed is the MDL.
J - The result is an estimated concentration. "J" qualifiers are applied by the laboratory when the concentration reported is above the method detection limit, but below the laboratory reporting limit.
U- Indicates the parameter was not detected above the analytical minimum detectable concentration (MDC) (Specific to combined radium 226/228)
(1) Appendix III/IV parameter per 40 CFR 257 Subpart D. Parameters are reported in units of milligrams per liter (mg/L), except for pH reported as s.u. (standard units) and combined radium reported as picocuries per liter (pCi/L).
(2) Metals were analyzed by EPA Method 6010D, 6020B, and 7470A, anions were analyzed by EPA Method 300.0, TDS was analyzed by SM2540C-2015, alkalinity was analyzed by Standard Method 2320B-2011, and combined radium 226/228 was analyzed by EPA Method 9315 and 9320.
(3) The pH value presented was recorded at the time of sample collection in the field.

Table 5
Summary of Groundwater Analytical Data
Georgia Power Company
Plant Bowen - Ash Pond 1
Bartow County, GA

	Sample Location	BGWC-8	BGWC-9	BGWC-9	BGWC-10	BGWC-10	BGWC-12	BGWC-12	BGWC-14A	BGWC-14A	BGWC-16	BGWC-16	BGWC-17	BGWC-17
	Sample Date	08/16/2024	02/01/2024	08/19/2024	02/01/2024	08/20/2024	02/01/2024	08/19/2024	02/01/2024	08/16/2024	02/01/2024	08/19/2024	02/01/2024	08/19/2024
ANALYTE	UNITS													
APPENDIX III														
Boron	mg/L	0.023 J	0.48	0.50	0.51	0.50	1.6	1.5	1.7	1.7	2.2	2.5	1.2	1.3
Calcium	mg/L	42.8	60.1	74.8	62.8	73.1	194	204	177	227	203	233	79.9	96.0
Chloride	mg/L	1.6	9.3	11.7	30.1	29.8	14.2	14.3	17.3	19.7	18.5	16.3	41.8	41.7
Fluoride	mg/L	0.066 J	0.074 J	0.10	0.051 J	0.067 J	0.071 J	0.088 J	0.066 J	0.082 J	0.072 J	0.10	0.12	0.14
pH, Field	SU	7.28	7.01	6.86	7.23	7.18	6.46	6.95	6.85	6.83	6.51	6.48	6.87	7.26
Sulfate	mg/L	15.1	78.0	87.0	96.9	92.6	495	419	483	492	551	519	132	138
TDS	mg/L	173	339	463	391	409	1,150	1,090	1,040	1,070	1,090	1,110	445	524
APPENDIX IV														
Antimony	mg/L	< 0.00054	< 0.00054	< 0.00054	< 0.00054	< 0.00054	< 0.00054	< 0.00054	< 0.00054	< 0.00054	< 0.00054	< 0.00054	< 0.00054	< 0.00054
Arsenic	mg/L	< 0.00084	0.0012 J	0.0024 J	0.0060	0.0071	< 0.00084	0.0028 J	< 0.00084	0.0021 J	0.0011 J	0.0031 J	< 0.00084	0.0013 J
Barium	mg/L	0.023	0.027	0.028	0.038	0.040	0.055	0.045	0.034	0.034	0.032	0.026	0.017	0.014
Beryllium	mg/L	< 0.000094	< 0.000094	< 0.000094	< 0.000094	< 0.000094	< 0.000094	< 0.000094	< 0.000094	< 0.000094	0.00022 J	0.00023 J	< 0.000094	< 0.000094
Cadmium	mg/L	< 0.00010	< 0.00010	< 0.00010	< 0.00010	< 0.00010	< 0.00010	< 0.00010	0.00050	0.00078	0.0024	0.0022	0.00023 J	0.00031 J
Chromium	mg/L	< 0.0019	< 0.0019	< 0.0019	< 0.0019	< 0.0019	< 0.0019	< 0.0019	< 0.0019	< 0.0019	< 0.0019	< 0.0019	< 0.0019	< 0.0019
Cobalt	mg/L	< 0.00032	< 0.00032	< 0.00032	0.00040 J	0.00041 J	0.00036 J	< 0.00032	0.0014 J	0.0016 J	0.011	0.011	< 0.00032	< 0.00032
Lead	mg/L	< 0.00016	< 0.00016	< 0.00016	< 0.00016	< 0.00016	< 0.00016	< 0.00016	< 0.00016	< 0.00016	0.00055 J	0.00021 J	< 0.00016	< 0.00016
Lithium	mg/L	< 0.0016	0.0020 J	< 0.0016	< 0.0016	< 0.0016	< 0.0016	0.0017 J	0.0019 J	0.0019 J	< 0.0016	< 0.0016	< 0.0016	< 0.0016
Mercury	mg/L	< 0.00013	< 0.00013	< 0.00013	< 0.00013	< 0.00013	< 0.00013	< 0.00013	0.00015 J	< 0.00013	< 0.00013	< 0.00013	0.00031	0.00019 J
Molybdenum	mg/L	< 0.00062	0.0016 J	0.0027 J	0.002 J	0.0026 J	< 0.00062	< 0.00062	0.0018 J	0.0017 J	< 0.00062	< 0.00062	< 0.00062	< 0.00062
Combined Radium 226 + 228	pCi/L	0.760 U	0.699 U	0.429 U	1.03 U	0.882 U	0.281 U	0.824 U	0.433 U	0.673 U	1.34	0.705 U	0.808 U	0.294 U
Selenium	mg/L	< 0.00096	0.0011 J	0.0012 J	< 0.00096	< 0.00096	< 0.00096	< 0.00096	< 0.00096	< 0.00096	0.0034 J	0.0013 J	< 0.00096	< 0.00096
Thallium	mg/L	< 0.00038	< 0.00038	< 0.00038	< 0.00038	< 0.00038	< 0.00038	< 0.00038	0.00060 J	0.00064 J	< 0.00038	< 0.00038	< 0.00038	< 0.00038
Fluoride	mg/L	0.066 J	0.074 J	0.10	0.051 J	0.067 J	0.071 J	0.088 J	0.066 J	0.082 J	0.072 J	0.10	0.12	0.14
Additional Parameters														
Bicarbonate Alkalinity as CaCO3	mg/L	NA	205	NA	180	NA	313	NA	205	NA	137	NA	157	NA
Carbonate Alkalinity as CaCO3	mg/L	NA	< 5	NA	< 5	NA	< 5	NA	< 5	NA	< 5	NA	< 5	NA
Total Alkalinity as CaCO3	mg/L	NA	205	NA	180	NA	313	NA	205	NA	137	NA	157	NA
Iron	mg/L	NA	0.24	NA	0.21	NA	0.030 J	NA	0.036 J	NA	0.21	NA	0.034 J	NA
Magnesium	mg/L	NA	24.5	NA	29.5	NA	70 .0	NA	51.0	NA	36.4	NA	30.5	NA
Manganese	mg/L	NA	0.028 J	NA	0.016 J	NA	< 0.011	NA	1.2	NA	4.7	NA	0.29	NA
Potassium	mg/L	NA	2.5	NA	2.1	NA	3.7	NA	6.0	NA	6.0	NA	2.5	NA
Sodium	mg/L	NA	12.0	NA	19.9	NA	49.0	NA	33.1	NA	52.8	NA	12.9	NA
Sulfide	mg/L	NA	< 0.022	NA	< 0.022	NA	< 0.022	NA	< 0.022	NA	< 0.022	NA	< 0.022	NA

Table 5
Summary of Groundwater Analytical Data
Georgia Power Company
Plant Bowen - Ash Pond 1
Bartow County, GA

	Sample Location	BGWC-18	BGWC-18	BGWC-19	BGWC-19	BGWC-20	BGWC-20	BGWC-21	BGWC-21	BGWC-22	BGWC-22	BGWC-22	BGWC-23	BGWC-23
	Sample Date	02/02/2024	08/19/2024	02/02/2024	08/19/2024	02/05/2024	08/20/2024	02/05/2024	08/22/2024	02/08/2024	08/21/2024	12/4/2024	02/08/2024	08/22/2024
ANALYTE	UNITS													
APPENDIX III														
Boron	mg/L	0.41	0.53	0.22	0.58	5.9	5.3	0.039 J	0.028 J	17.5	12.0	14.3	10.1	10.7
Calcium	mg/L	44.9	68.4	51.7	84.7	309	345	45.9	47.9	561	710	658	347	391
Chloride	mg/L	5.3	7.0	3.5	< 0.60	140	135	5.2	5.2	679	815	753	493	482
Fluoride	mg/L	< 0.050	0.081 J	0.069 J	< 0.050	0.056 J	0.072 J	< 0.050	< 0.050	0.19	0.22	0.25	0.059 J	< 0.050
pH, Field	SU	5.77	6.74	6.29	6.80	7.25	7.12	6.90	7.65	6.44	6.32	6.73	6.56	6.70
Sulfate	mg/L	57.9	63.0	48.2	< 0.50	649	623	50.7	56.5	549	537	535	368	426
TDS	mg/L	220	335	237	401	1,490	1,620	267	249	2,560	2,950	2,760	1,790	2,340
APPENDIX IV														
Antimony	mg/L	< 0.00054	< 0.00054	< 0.00054	< 0.00054	< 0.00054	< 0.00054	< 0.00054	< 0.00054	< 0.00054	< 0.00054	0.0011 J	0.00089 J	0.0029 J
Arsenic	mg/L	< 0.00084	0.0012 J	0.00086 J	0.0016 J	0.0011 J	0.0076	< 0.00084	< 0.00084	0.0015 J	0.0090	0.010	0.0024 J	0.0046 J
Barium	mg/L	0.027	0.032	0.028	0.039	0.034	0.032	0.027	0.022	0.050	0.055	0.056	0.059	0.063
Beryllium	mg/L	< 0.000094	< 0.000094	< 0.000094	< 0.000094	< 0.000094	< 0.000094	< 0.000094	< 0.000094	0.00013 J	0.00014 J	0.00011 J	< 0.000094	< 0.000094
Cadmium	mg/L	< 0.00010	< 0.00010	< 0.00010	< 0.00010	< 0.00010	< 0.00010	< 0.00010	< 0.00010	0.0014	0.00090	0.0012	< 0.00010	< 0.00010
Chromium	mg/L	< 0.0019	< 0.0019	< 0.0019	< 0.0019	< 0.0019	< 0.0019	< 0.0019	< 0.0019	< 0.0019	< 0.0019	< 0.0019	< 0.0019	< 0.0019
Cobalt	mg/L	< 0.00032	< 0.00032	< 0.00032	0.00052 J	0.00034 J	< 0.00032	0.0030 J	0.0096	0.014	0.017	0.017	< 0.00032	0.00035 J
Lead	mg/L	< 0.00016	< 0.00016	0.00018 J	< 0.00016	< 0.00016	< 0.00016	< 0.00016	< 0.00016	< 0.00016	< 0.00016	< 0.00016	< 0.00016	< 0.00016
Lithium	mg/L	< 0.0016	< 0.0016	< 0.0016	< 0.0016	0.095	0.099	< 0.0016	< 0.0016	0.021 J	0.021 J	0.018 J	0.019 J	0.019 J
Mercury	mg/L	< 0.00013	< 0.00013	< 0.00013	< 0.00013	< 0.00013	< 0.00013	< 0.00013	< 0.00013	< 0.00013	< 0.00013	< 0.00013	< 0.00013	< 0.00013
Molybdenum	mg/L	< 0.00062	< 0.00062	< 0.00062	< 0.00062	0.056	0.067	0.004 J	0.0046 J	0.033	0.029	0.038	0.0056 J	0.0063 J
Combined Radium 226 + 228	pCi/L	0.612 U	0.737 U	0.716 U	0.260 U	0.956 U	0.979 U	0.455 U	0.262 U	2.05	1.50	NA	1.27 U	0.718 U
Selenium	mg/L	0.0024 J	0.0013 J	0.0013 J	< 0.00096	< 0.00096	< 0.00096	< 0.00096	< 0.00096	0.0012 J	< 0.00096	0.0015 J	< 0.00096	< 0.00096
Thallium	mg/L	< 0.00038	< 0.00038	< 0.00038	< 0.00038	< 0.00038	< 0.00038	< 0.00038	< 0.00038	0.00083 J	0.00064 J	0.00092 J	< 0.00038	0.00057 J
Fluoride	mg/L	< 0.05	0.081 J	0.069 J	< 0.050	0.056 J	0.072 J	< 0.050	< 0.050	0.19	0.22	0.25	0.059 J	< 0.050
Additional Parameters														
Bicarbonate Alkalinity as CaCO3	mg/L	117	NA	168	NA	97.1	NA	171	NA	111	NA	121	157	NA
Carbonate Alkalinity as CaCO3	mg/L	< 5	NA	< 5	NA	< 5	NA	< 5	NA	< 5	NA	< 5	< 5	NA
Total Alkalinity as CaCO3	mg/L	117	NA	168	NA	97.1	NA	171	NA	111	NA	121	157	NA
Iron	mg/L	< 0.025	NA	0.13	NA	0.13	NA	0.39	NA	< 0.025	NA	0.067	0.17 J	NA
Magnesium	mg/L	17.1	NA	20.9	NA	47.7	NA	26.0	NA	87.6	NA	88.3	94.1	NA
Manganese	mg/L	< 0.011	NA	< 0.011	NA	0.89	NA	0.067	NA	4.4	NA	4.7	0.24	NA
Potassium	mg/L	1.5	NA	2.8	NA	10.5	NA	1.6	NA	16.2	NA	14.3	7.3	NA
Sodium	mg/L	2.3	NA	1.8	NA	35.1	NA	2.4	NA	36.6	NA	31.7	27.7	NA
Sulfide	mg/L	< 0.022	NA	< 0.022	NA	< 0.022	NA	< 0.022	NA	< 0.022	NA	< 0.022	0.38	NA

Table 5
Summary of Groundwater Analytical Data
Georgia Power Company
Plant Bowen - Ash Pond 1
Bartow County, GA

	Sample Location	BGWC-24	BGWC-24	BGWC-25	BGWC-25	BGWC-30	BGWC-30	BGWC-51	BGWC-51	BGWC-52	BGWC-52	BGWA-6	BGWA-6	BGWC-31
	Sample Date	01/30/2024	08/21/2024	02/05/2024	08/20/2024	02/06/2024	08/22/2024	02/05/2024	08/20/2024	02/05/2024	08/20/2024	01/31/2024	08/15/2024	02/02/2024
ANALYTE	UNITS													
APPENDIX III														
Boron	mg/L	15.7	15.9	0.097	0.27	2.9	1.4	1.3	1.4	0.77	0.45	0.024 J	< 0.012	0.70
Calcium	mg/L	413	352	57.6	72.0	109	69.5	73.1	84.2	57.8	53.4	65.9	64.7	79.3
Chloride	mg/L	533	352	17.6	34.0	123	72.4	42.6	41.9	34.0	15.4	7.8	7.9	28.9
Fluoride	mg/L	0.13	0.17	< 0.050	0.055 J	0.073 J	0.087 J	0.13	0.18	0.085 J	0.14	0.053 J	< 0.050	< 0.050
pH, Field	SU	6.26	6.38	7.20	7.01	6.75	7.44	6.93	7.24	7.21	7.68	6.64	7.24	7.00
Sulfate	mg/L	324	242	34.6	42.0	64.2	32.9	60.5	58.9	52.0	45.6	15.1	17.3	120
TDS	mg/L	2,180	1,440	279	332	511	344	335	367	268	227	313	295	443
APPENDIX IV														
Antimony	mg/L	< 0.00054	0.0090	0.00058 J	< 0.00054	< 0.00054	0.00085 J	< 0.00054	< 0.00054	< 0.00054	< 0.00054	< 0.00054	< 0.00054	0.0023 J
Arsenic	mg/L	0.0036 J	0.0073	< 0.00084	0.0045 J	0.0010 J	0.0033 J	< 0.00084	0.0033 J	< 0.00084	< 0.00084	< 0.00084	< 0.00084	0.0023 J
Barium	mg/L	0.042	0.035	0.016	0.017	0.055	0.043	0.0058	0.0057	0.019	0.019	0.055	0.014	0.044
Beryllium	mg/L	0.00028 J	0.00024 J	< 0.000094	< 0.000094	< 0.000094	< 0.000094	< 0.000094	< 0.000094	< 0.000094	< 0.000094	< 0.000094	< 0.000094	< 0.000094
Cadmium	mg/L	0.0022	0.0017	< 0.00010	< 0.00010	< 0.00010	< 0.00010	< 0.00010	< 0.00010	< 0.00010	< 0.00010	< 0.00010	< 0.00010	< 0.00010
Chromium	mg/L	< 0.0019	< 0.0019	< 0.0019	< 0.0019	< 0.0019	< 0.0019	< 0.0019	< 0.0019	< 0.0019	< 0.0019	< 0.0019	< 0.0019	< 0.0019
Cobalt	mg/L	0.0020 J	0.0015 J	< 0.00032	< 0.00032	< 0.00032	< 0.00032	< 0.00032	< 0.00032	0.00035 J	0.00042 J	0.00054 J	< 0.00032	< 0.00032
Lead	mg/L	< 0.00016	< 0.00016	< 0.00016	< 0.00016	< 0.00016	< 0.00016	< 0.00016	< 0.00016	< 0.00016	< 0.00016	< 0.00016	< 0.00016	0.00043 J
Lithium	mg/L	0.0054 J	0.0045 J	< 0.0016	< 0.0016	< 0.0016	< 0.0016	< 0.0016	< 0.0016	< 0.0016	< 0.0016	< 0.0016	< 0.0016	< 0.0016
Mercury	mg/L	0.00062	0.00072	< 0.00013	< 0.00013	< 0.00013	< 0.00013	< 0.00013	< 0.00013	< 0.00013	< 0.00013	< 0.00013	< 0.00013	< 0.00013
Molybdenum	mg/L	< 0.00062	< 0.00062	< 0.00062	< 0.00062	0.0049 J	0.0038 J	< 0.00062	< 0.00062	0.004 J	0.0058 J	0.00063 J	< 0.00062	< 0.00062
Combined Radium 226 + 228	pCi/L	0.782 U	0.991 U	0.396 U	0.246 U	0.255 U	0.713 U	0.406 U	0.268 U	0.587 U	0.375 U	0.536 U	0.379 U	1.30
Selenium	mg/L	0.0054	0.0040 J	< 0.00096	< 0.00096	0.0093	0.0032 J	0.0040 J	0.0049 J	0.0014 J	0.0022 J	< 0.00096	< 0.00096	< 0.00096
Thallium	mg/L	< 0.00038	< 0.00038	< 0.00038	< 0.00038	< 0.00038	< 0.00038	< 0.00038	< 0.00038	< 0.00038	0.00039 J	< 0.00038	< 0.00038	< 0.00038
Fluoride	mg/L	0.13	0.17	< 0.050	0.055 J	0.073 J	0.087 J	0.13	0.18	0.085 J	0.14	0.053 J	< 0.050	< 0.050
Additional Parameters														
Bicarbonate Alkalinity as CaCO3	mg/L	148	NA	199	NA	159	NA	141	NA	95.9	NA	281	NA	203
Carbonate Alkalinity as CaCO3	mg/L	< 5	NA	< 5	NA	< 5	NA	< 5	NA	< 5	NA	< 5	NA	< 5
Total Alkalinity as CaCO3	mg/L	148	NA	199	NA	159	NA	141	NA	95.9	NA	281	NA	203
Iron	mg/L	< 0.025	NA	0.45	NA	0.048	NA	< 0.025	NA	0.055	NA	0.13	NA	1.6
Magnesium	mg/L	62.4	NA	26.6	NA	35.8	NA	16.4	NA	10.9	NA	31.1	NA	38.1
Manganese	mg/L	2.1	NA	0.33	NA	< 0.011	NA	< 0.011	NA	< 0.011	NA	0.11	NA	0.17
Potassium	mg/L	7.9	NA	1.0	NA	3.1	NA	2.5	NA	2.5	NA	1.3	NA	1.6
Sodium	mg/L	10.6	NA	2.3	NA	5.8	NA	5.2	NA	5.4	NA	5.5	NA	8.0
Sulfide	mg/L	< 0.022	NA	0.061 J	NA	< 0.022	NA	< 0.022	NA	< 0.022	NA	< 0.022	NA	0.10

Table 5
Summary of Groundwater Analytical Data
Georgia Power Company
Plant Bowen - Ash Pond 1
Bartow County, GA

	Sample Location	BGWC-31	BGWC-32	BGWC-32	BGWC-34D	BGWC-34D	BGWC-35D	BGWC-35D	BGWC-36D	BGWC-36D	BGWC-37D	BGWC-37D	BGWC-38D	BGWC-38D
	Sample Date	08/19/2024	02/08/2024	08/21/2024	02/05/2024	08/20/2024	02/07/2024	08/22/2024	01/30/2024	08/20/2024	02/07/2024	08/22/2024	02/06/2024	08/22/2024
ANALYTE	UNITS													
APPENDIX III														
Boron	mg/L	0.68	2.1	1.5	0.38	0.50	15.4	12.7	4.6	4.0	1.6	1.5	9.9	9.3
Calcium	mg/L	78.7	152	159	129	142	636	589	166	158	113	109	221	240
Chloride	mg/L	29.2	196	172	46.2	49.8	868	731	240	208	143	141	317	281
Fluoride	mg/L	0.051 J	0.12	0.13	< 0.050	0.057 J	0.15	0.15	0.096 J	0.13	0.14	0.16	0.25	0.58
pH, Field	SU	7.34	7.04	7.22	7.18	7.14	6.37	6.74	7.15	6.98	6.82	6.95	6.30	7.12
Sulfate	mg/L	111	189	161	154	157	623	556	126	106	135	125	195	173
TDS	mg/L	441	826	784	578	588	2,960	3,300	908	752	610	606	1,150	1,160
APPENDIX IV														
Antimony	mg/L	< 0.00054	< 0.00054	< 0.00054	< 0.00054	< 0.00054	0.0023 J	0.0013 J	0.0021 J	< 0.00054	< 0.00054	< 0.00054	0.0026 J	0.0013 J
Arsenic	mg/L	0.0041 J	0.0017 J	0.0073	0.013	0.015	0.0073	0.011	0.0017 J	0.0042 J	0.0075	0.0090	0.0016 J	0.0056
Barium	mg/L	0.035	0.086	0.083	0.057	0.056	0.050	0.053	0.060	0.054	0.077	0.076	0.16	0.088
Beryllium	mg/L	< 0.000094	< 0.000094	< 0.000094	< 0.000094	< 0.000094	< 0.000094	< 0.000094	< 0.000094	< 0.000094	< 0.000094	< 0.000094	< 0.000094	< 0.000094
Cadmium	mg/L	< 0.00010	< 0.00010	< 0.00010	< 0.00010	< 0.00010	< 0.00010	< 0.00010	< 0.00010	< 0.00010	< 0.00010	< 0.00010	< 0.00010	0.00016 J
Chromium	mg/L	< 0.0019	< 0.0019	< 0.0019	< 0.0019	< 0.0019	< 0.0019	< 0.0019	< 0.0019	< 0.0019	< 0.0019	< 0.0019	< 0.0019	< 0.0019
Cobalt	mg/L	< 0.00032	0.0054	0.0046 J	0.0013 J	0.0012 J	0.0044 J	0.0013 J	< 0.00032	< 0.00032	< 0.00032	< 0.00032	0.0016 J	0.0010 J
Lead	mg/L	0.00019 J	< 0.00016	< 0.00016	< 0.00016	< 0.00016	< 0.00016	< 0.00016	< 0.00016	< 0.00016	< 0.00016	< 0.00016	< 0.00016	< 0.00016
Lithium	mg/L	< 0.0016	< 0.0016	< 0.0016	< 0.0016	< 0.0016	0.023 J	0.022 J	0.0016 J	< 0.0016	0.0029 J	0.0026 J	0.0023 J	0.0060 J
Mercury	mg/L	< 0.00013	< 0.00013	< 0.00013	< 0.00013	< 0.00013	< 0.00013	< 0.00013	< 0.00013	< 0.00013	< 0.00013	< 0.00013	< 0.00013	< 0.00013
Molybdenum	mg/L	< 0.00062	0.0043 J	0.0045 J	0.001 J	0.0011 J	0.037	0.033	0.012	0.0087 J	0.016	0.018	0.09	0.097
Combined Radium 226 + 228	pCi/L	0.674 U	0.939 U	1.19	2.21	1.70	2.74	2.08	1.07	0.895 U	2.30	1.92	3.19	2.40
Selenium	mg/L	< 0.00096	< 0.00096	< 0.00096	< 0.00096	< 0.00096	< 0.00096	< 0.00096	0.013	0.012	< 0.00096	< 0.00096	0.0039 J	0.0044 J
Thallium	mg/L	< 0.00038	< 0.00038	< 0.00038	< 0.00038	< 0.00038	< 0.00038	< 0.00038	< 0.00038	< 0.00038	< 0.00038	< 0.00038	< 0.00038	0.00093 J
Fluoride	mg/L	0.051 J	0.12	0.13	< 0.050	0.057 J	0.15	0.15	0.096 J	0.13	0.14	0.16	0.25	0.58
Additional Parameters														
Bicarbonate Alkalinity as CaCO3	mg/L	NA	190	NA	236	NA	109	NA	131	NA	162	NA	120	NA
Carbonate Alkalinity as CaCO3	mg/L	NA	< 5	NA	< 5	NA	< 5	NA	< 5	NA	< 5	NA	< 5	NA
Total Alkalinity as CaCO3	mg/L	NA	190	NA	236	NA	109	NA	131	NA	162	NA	120	NA
Iron	mg/L	NA	0.29	NA	1.1	NA	1.1	NA	< 0.025	NA	0.97	NA	0.12	NA
Magnesium	mg/L	NA	63.1	NA	34.9	NA	129	NA	54.3	NA	47.3	NA	55.4	NA
Manganese	mg/L	NA	0.098	NA	0.014 J	NA	1.1	NA	< 0.011	NA	0.038 J	NA	0.12	NA
Potassium	mg/L	NA	2.4 J	NA	2.1	NA	11.4	NA	3.8	NA	1.9	NA	4.3	NA
Sodium	mg/L	NA	12.9	NA	6.9	NA	39.8	NA	12.1	NA	13.5	NA	16.2	NA
Sulfide	mg/L	NA	< 0.022	NA	< 0.022	NA	< 0.022	NA	< 0.022	NA	0.052 J	NA	< 0.022	NA

Table 5
Summary of Groundwater Analytical Data
Georgia Power Company
Plant Bowen - Ash Pond 1
Bartow County, GA

	Sample Location	BGWC-39	BGWC-39	BGWC-40	BGWC-40	BGWC-41D	BGWC-41D	BGWC-42D	BGWC-42D	BGWC-43D	BGWC-43D	BGWC-43D	BGWC-44D	BGWC-44D
	Sample Date	02/08/2024	08/22/2024	02/07/2024	08/20/2024	02/07/2024	08/21/2024	02/07/2024	08/20/2024	01/30/2024	04/03/2024	08/21/2024	01/31/2024	08/15/2024
ANALYTE	UNITS													
APPENDIX III														
Boron	mg/L	7.4	11.2	2.5	2.0	1.8	1.8	1.9	1.6	12.6	NA	10.5	0.035 J	0.018 J
Calcium	mg/L	264	526	116	127	241	231	81.2	95.7	290	NA	279	29.5	36.4
Chloride	mg/L	284	569	97.3	80.3	406	395	80.7	84.9	446	NA	394	9.9	9.7
Fluoride	mg/L	0.10	0.16	0.072 J	0.078 J	0.064 J	0.078 J	0.50	0.54	0.82	NA	0.81	0.12	0.082 J
pH, Field	SU	6.50	6.74	7.19	7.25	7.07	7.37	6.94	7.32	6.99	6.74	7.22	7.34	7.74
Sulfate	mg/L	282	398	106	92.4	329	315	109	104	288	NA	268	20.7	24.1
TDS	mg/L	1,250	2,580	579	528	1,440	1,470	543	576	1,840	NA	1,590	352	338
APPENDIX IV														
Antimony	mg/L	< 0.00054	< 0.00054	< 0.00054	< 0.00054	< 0.00054	< 0.00054	< 0.00054	< 0.00054	0.0015 J	NA	< 0.00054	< 0.00054	< 0.00054
Arsenic	mg/L	0.0012 J	0.0092	0.00094 J	0.0038 J	0.0023 J	0.0081	0.0040 J	0.0059	0.0034 J	NA	0.0072	0.0040 J	0.0041 J
Barium	mg/L	0.043	0.074	0.039	0.034	0.072	0.070	0.060	0.053	0.072	NA	0.056	0.036	0.033
Beryllium	mg/L	< 0.000094	< 0.000094	< 0.000094	< 0.000094	< 0.000094	< 0.000094	< 0.000094	< 0.000094	< 0.000094	NA	< 0.000094	< 0.000094	< 0.000094
Cadmium	mg/L	< 0.00010	0.00011 J	< 0.00010	< 0.00010	< 0.00010	< 0.00010	< 0.00010	< 0.00010	0.00034 J	NA	0.00044 J	< 0.00010	< 0.00010
Chromium	mg/L	< 0.0019	< 0.0019	< 0.0019	< 0.0019	< 0.0019	< 0.0019	< 0.0019	< 0.0019	< 0.0019	NA	< 0.0019	< 0.0019	< 0.0019
Cobalt	mg/L	< 0.00032	< 0.00032	0.00034 J	0.00033 J	0.00044 J	0.00044 J	< 0.00032	< 0.00032	0.0024 J	NA	0.0019 J	< 0.00032	< 0.00032
Lead	mg/L	< 0.00016	< 0.00016	< 0.00016	< 0.00016	< 0.00016	< 0.00016	< 0.00016	< 0.00016	< 0.00016	NA	< 0.00016	< 0.00016	< 0.00016
Lithium	mg/L	0.0048 J	0.0062 J	< 0.0016	< 0.0016	0.0022 J	0.0020 J	0.0021 J	0.0020 J	0.017 J	NA	0.019 J	0.0059 J	0.0053 J
Mercury	mg/L	< 0.00013	0.00015 J	< 0.00013	< 0.00013	< 0.00013	< 0.00013	< 0.00013	< 0.00013	< 0.00013	NA	< 0.00013	< 0.00013	< 0.00013
Molybdenum	mg/L	0.0036 J	0.0038 J	< 0.00062	< 0.00062	0.0079 J	0.0075 J	0.013	0.012	0.12	NA	0.12	0.0014 J	0.0012 J
Combined Radium 226 + 228	pCi/L	0.396 U	1.05	0.563 U	0.270 U	1.40	2.31	0.440 U	0.543 U	1.10	NA	1.21	0.315 U	0.591 U
Selenium	mg/L	< 0.00096	< 0.00096	0.0091	0.0066	< 0.00096	< 0.00096	< 0.00096	< 0.00096	0.0055	NA	0.0010 J	< 0.00096	< 0.00096
Thallium	mg/L	< 0.00038	< 0.00038	< 0.00038	< 0.00038	< 0.00038	< 0.00038	< 0.00038	< 0.00038	0.0055	0.0021	0.0022	< 0.00038	< 0.00038
Fluoride	mg/L	0.10	0.16	0.072 J	0.078 J	0.064 J	0.078 J	0.50	0.54	0.82	NA	0.81	0.12	0.082 J
Additional Parameters														
Bicarbonate Alkalinity as CaCO3	mg/L	188	NA	217	NA	114	NA	201	NA	99.8	NA	NA	303	NA
Carbonate Alkalinity as CaCO3	mg/L	< 5	NA	< 5	NA	< 5	NA	< 5	NA	< 5	NA	NA	< 5	NA
Total Alkalinity as CaCO3	mg/L	188	NA	217	NA	114	NA	201	NA	99.8	NA	NA	303	NA
Iron	mg/L	0.026 J	NA	0.041	NA	0.76	NA	0.34	NA	0.14	NA	NA	0.085	NA
Magnesium	mg/L	46.8	NA	37.3	NA	108	NA	33.2	NA	66.5	NA	NA	22.6	NA
Manganese	mg/L	0.048	NA	< 0.011	NA	0.027 J	NA	0.025 J	NA	0.78	NA	NA	0.023 J	NA
Potassium	mg/L	8.0	NA	2.3	NA	0.89 J	NA	1.9	NA	5.5	NA	NA	1.3	NA
Sodium	mg/L	17.3	NA	7.7	NA	24.3	NA	39.9	NA	17.9	NA	NA	85.3	NA
Sulfide	mg/L	< 0.022	NA	< 0.022	NA	< 0.022	NA	4.4	NA	< 0.022	NA	NA	< 0.022	NA

Table 5
Summary of Groundwater Analytical Data
Georgia Power Company
Plant Bowen - Ash Pond 1
Bartow County, GA

	Sample Location	BGWC-49D	BGWC-49D	BGWC-50D	BGWC-50D	PZ-7	BGWC-53D
	Sample Date	02/06/2024	08/21/2024	01/31/2024	08/16/2024	08/22/2024	12/3/2024
ANALYTE	UNITS						
APPENDIX III							
Boron	mg/L	8.7	7.7	0.049	0.025 J	3.2	3.7
Calcium	mg/L	213	213	67.8	66.4	205	228
Chloride	mg/L	442	412	25.6	11.6	24.7	43.8
Fluoride	mg/L	0.063 J	0.074 J	0.12	0.085 J	0.071 J	0.057 J
pH, Field	SU	7.22	7.35	6.56	7.32	6.91	7.59
Sulfate	mg/L	214	200	271	97.0	414	573
TDS	mg/L	1,300	1,410	715	413	964	1,150
APPENDIX IV							
Antimony	mg/L	< 0.00054	< 0.00054	< 0.00054	< 0.00054	< 0.00054	< 0.00054
Arsenic	mg/L	0.0022 J	0.0075	0.0019 J	0.0030 J	0.0058	0.0071
Barium	mg/L	0.057	0.069	0.055	0.031	0.033	0.069
Beryllium	mg/L	< 0.000094	< 0.000094	< 0.000094	< 0.000094	< 0.000094	< 0.000094
Cadmium	mg/L	< 0.00010	< 0.00010	< 0.00010	< 0.00010	0.00020 J	< 0.00010
Chromium	mg/L	< 0.0019	< 0.0019	< 0.0019	< 0.0019	< 0.0019	< 0.0019
Cobalt	mg/L	0.0011 J	0.00098 J	0.00036 J	0.00069 J	< 0.00032	0.00070 J
Lead	mg/L	< 0.00016	< 0.00016	< 0.00016	< 0.00016	< 0.00016	< 0.00016
Lithium	mg/L	0.0058 J	0.0062 J	0.0019 J	< 0.0016	< 0.0016	0.0018 J
Mercury	mg/L	< 0.00013	< 0.00013	< 0.00013	< 0.00013	0.00090	< 0.00013
Molybdenum	mg/L	0.0056 J	0.0044 J	0.0041 J	0.0018 J	< 0.00062	0.0017 J
Combined Radium 226 + 228	pCi/L	2.25	2.88	1.01 U	0.735 U	0.686 U	0.596 U
Selenium	mg/L	< 0.00096	< 0.00096	< 0.00096	< 0.00096	< 0.00096	< 0.00096
Thallium	mg/L	< 0.00038	< 0.00038	< 0.00038	< 0.00038	0.00042 J	< 0.00038
Fluoride	mg/L	0.063 J	0.074 J	0.12	0.085 J	0.071 J	0.057 J
Additional Parameters							
Bicarbonate Alkalinity as CaCO3	mg/L	103	NA	271	NA	NA	127
Carbonate Alkalinity as CaCO3	mg/L	< 5	NA	< 5	NA	NA	< 5
Total Alkalinity as CaCO3	mg/L	103	NA	271	NA	NA	127
Iron	mg/L	0.59	NA	1.9	NA	NA	0.36
Magnesium	mg/L	90.7	NA	28.2	NA	NA	49.3
Manganese	mg/L	0.18	NA	0.072	NA	NA	0.32
Potassium	mg/L	3.0	NA	1.9 J	NA	NA	6.0
Sodium	mg/L	36.0	NA	144	NA	NA	64.2
Sulfide	mg/L	< 0.022	NA	0.081 J	NA	NA	< 0.022

Table 6
Summary of Background Concentrations and Groundwater Protection Standards
Georgia Power Company
Plant Bowen - Ash Pond 1
Bartow County, GA

Analyte	Units	EPA MCL	CCR-Rule Specified (1)	Background Limit (2)	GWPS (3,4)
Antimony	mg/L	0.006	N/A	0.0042	0.006
Arsenic	mg/L	0.01	N/A	0.01	0.01
Barium	mg/L	2	N/A	0.22	2
Beryllium	mg/L	0.004	N/A	0.0005	0.004
Cadmium	mg/L	0.005	N/A	0.0005	0.005
Chromium	mg/L	0.1	N/A	0.005	0.1
Cobalt	mg/L	N/A	0.006	0.005	0.006
Combined Radium 226 + 228	pCi/L	5	N/A	1.67, 1.63	5
Fluoride	mg/L	4	N/A	0.57	4
Lead	mg/L	N/A	0.015	0.0024	0.015
Lithium	mg/L	N/A	0.04	0.03	0.04
Mercury	mg/L	0.002	N/A	0.00022	0.002
Molybdenum	mg/L	N/A	0.1	0.034	0.1
Selenium	mg/L	0.05	N/A	0.005	0.05
Thallium	mg/L	0.002	N/A	0.001	0.002

Notes:
CCR = Coal Combustion Residuals
EPA = Environmental Protection Agency
GWPS = Groundwater Protection Standard
MCL = Maximum Contaminant Level
mg/L = milligrams per liter
N/A = Not Applicable
pCi/L = picocuries per liter
(1) On February 22, 2022, the Georgia Environmental Protection Division (GA EPD) adopted the federally promulgated GWPS for cobalt, lithium, lead, and molybdenum.
(2) The background limits were used when determining the GWPS under 40 CFR 257.95(h) and GA EPD Rule 391-3-4-.10(6)(a). A cell with two values denotes that different background concentrations were calculated per semiannual event, presented in the order of the events.
(3) Under 40 CFR 257.95(h)(1-3) the GWPS is: (i) the maximum contaminant level (MCL) established under §§141.62 and 141.66 of this title; (ii) where an MCL has not been established a rule-specific GWPS; or (iii) background levels for constituents where the background level is higher than the MCL or rule-specified GWPS.
(4) The GWPS apply to the February and August 2024 sampling events.

FIGURES

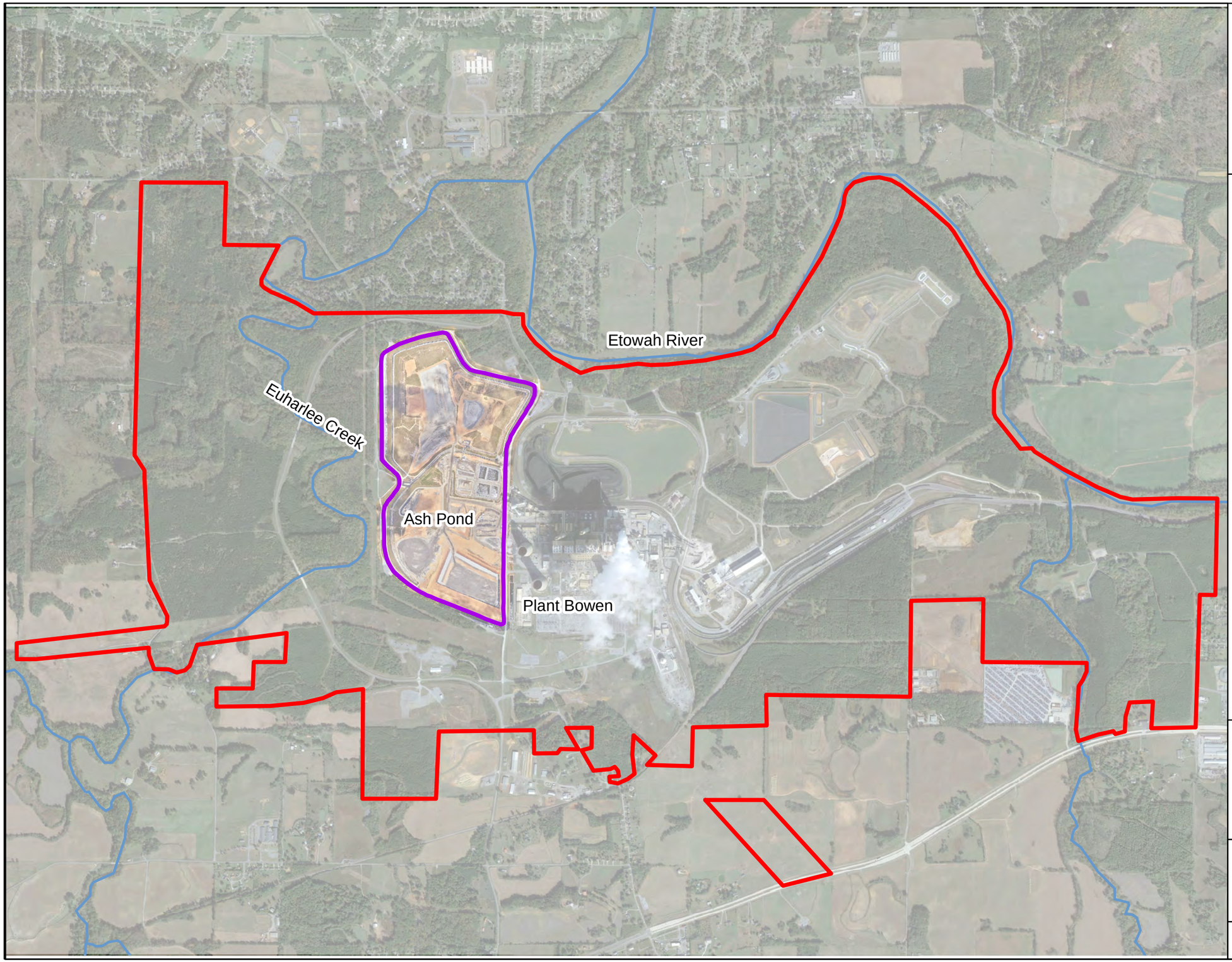

N

LEGEND

- Approximate Site Boundary
- Approximate AP-1 Boundary
- River or Stream



Note:
1. Aerial photograph source: Google Earth Pro, November 2019 and Georgia Power Company, August 2024.

0 900 1,800 3,600
Feet

SITE LOCATION MAP

GEORGIA POWER COMPANY
PLANT BOWEN AP-1
BARTOW COUNTY, GEORGIA

Prepared For: Georgia Power

Prepared By: Geosyntec consultants

KENNESAW, GA | JANUARY 2025

FIGURE 1

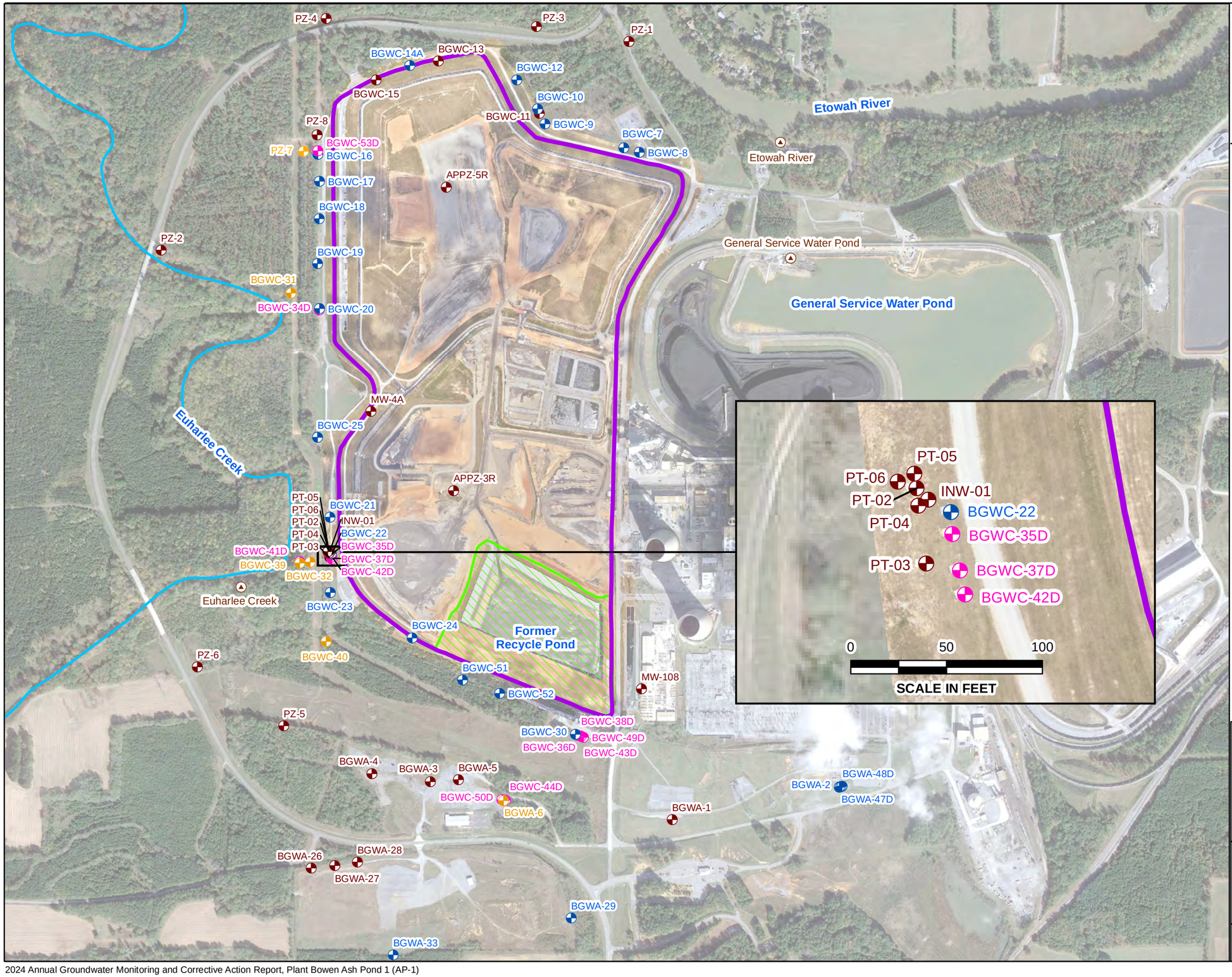

N

LEGEND

- Detection Monitoring Well
- Horizontal Assessment Monitoring Well
- Vertical Assessment Monitoring Well
- Piezometer
- Surface Water Transducer
- Euharlee Creek
- Approximate AP-1 Boundary
- Areas where CCR has been certified removed on February 23, 2024

Notes:
1. All wells and piezometers presented are screeened within the weathered fractured bedrock.
2. Piezometers APPZ-3R and APPZ-5R were abandoned on April 22, 2024, and April 15, 2024, respectively
3. Piezometers INW-01, PT-02 through PT-06 were installed in support of an Assesment of Corrective Measures (ACM) pre-design investigation and are not included in the monitoring well network.
4. Aerial photograph source: Google Earth Pro, November 2019 and Georgia Power Company, August 2024.

0 400 800 1,600
Feet

MONITORING WELL NETWORK MAP

GEORGIA POWER COMPANY
PLANT BOWEN AP-1
BARTOW COUNTY, GEORGIA

Prepared For: Georgia Power

Prepared By: Geosyntec consultants

KENNESAW, GA | JANUARY 2025

FIGURE 2

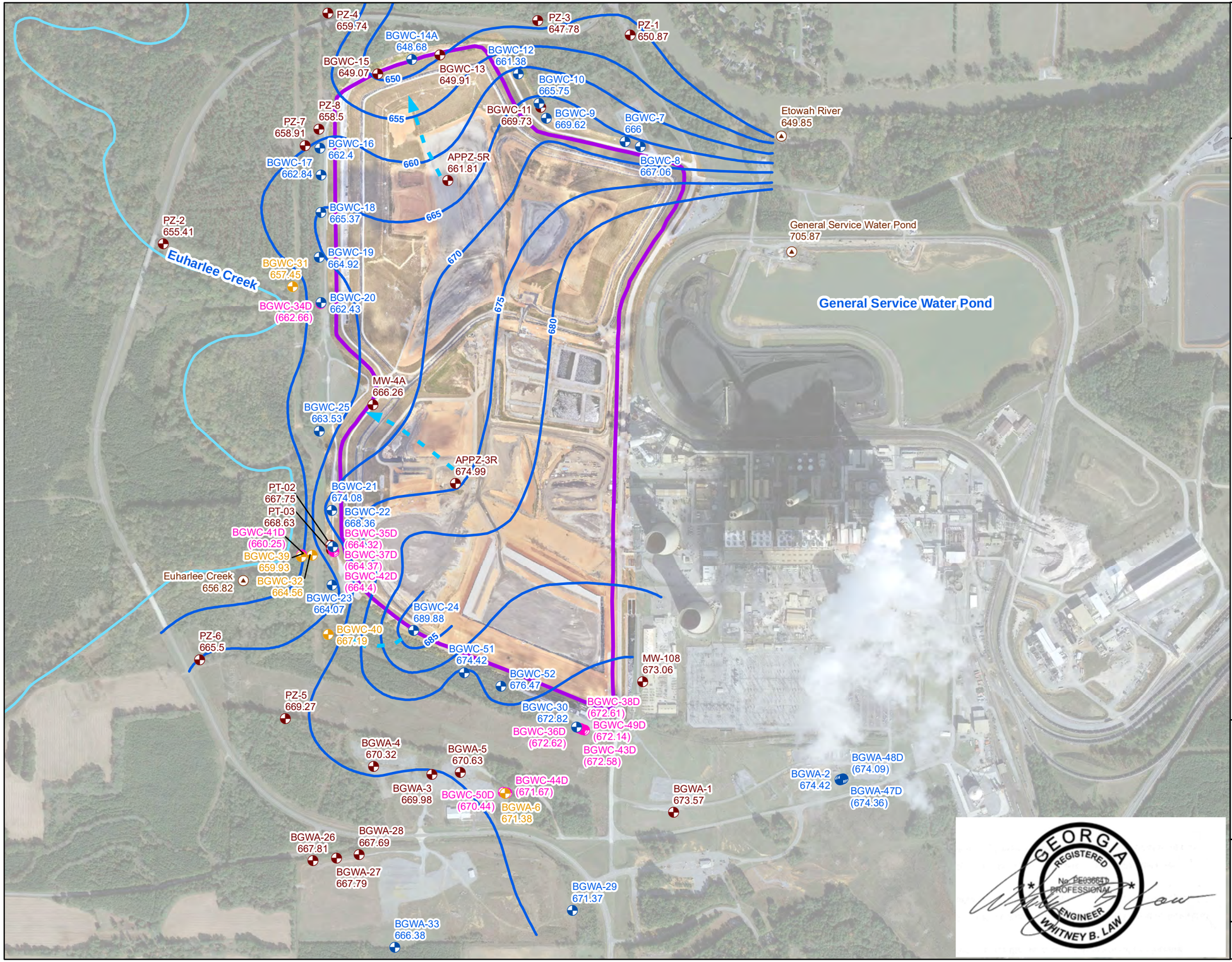

N

LEGEND

- Detection Monitoring Well
- Horizontal Assessment Monitoring Well
- Vertical Assessment Monitoring Well
- Piezometer
- Surface Water Transducer
- Groundwater Elevation Contour
- Approximate Groundwater Flow Direction
- Euharlee Creek
- Approximate AP-1 Boundary

Notes:

1. Water level elevations recorded on January 29, 2024. Elevation provided in feet referenced to the North American Vertical Datum (NAVD) 88. The Former Recycle Pond has been decommissioned.
2. Surface water elevations of Etowah River, Euharlee Creek, and General Service Water Pond are recorded using In-Situ® Instruments, Inc.'s Win-Situ® or HydroVu® reporting software and Level Troll 500® pressure transducers. The transducer that recorded data for Euharlee Creek is located in a tributary with surface elevations representative of Euharlee Creek conditions.
3. The map shows only the wells/piezometers currently installed at the time of the gauging event.
4. Groundwater elevations in parentheses were not used in development of groundwater contours due to being screened at a different elevation in the formation/aquifer.
5. Aerial photograph source: Google Earth Pro, November 2019 and Georgia Power Company, August 2024.

0 400 800 1,600 Feet

GEORGIA REGISTERED No. PE036511 PROFESSIONAL ENGINEER WHITNEY B. LAW

POTENTIOMETRIC SURFACE CONTOUR MAP - JANUARY 2024

GEORGIA POWER COMPANY
PLANT BOWEN AP-1
BARTOW COUNTY, GEORGIA

Prepared For: Georgia Power

Prepared By: Geosyntec consultants

KENNESAW, GA | JANUARY 2025

FIGURE 3

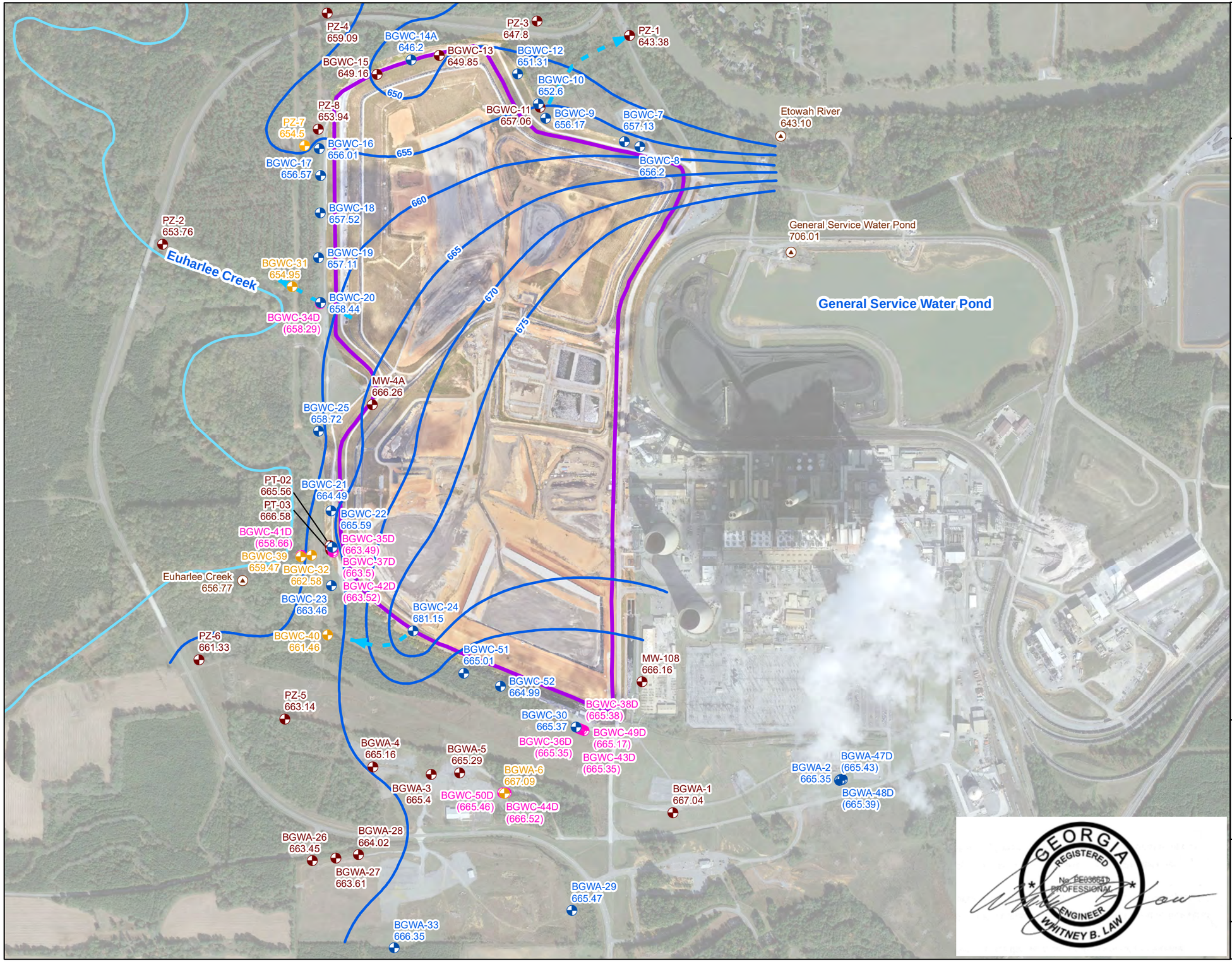

N

LEGEND

- Detection Monitoring Well
- Horizontal Assessment Monitoring Well
- Vertical Assessment Monitoring Well
- Piezometer
- Surface Water Transducer
- Groundwater Elevation Contour
- Approximate Groundwater Flow Direction
- Euharlee Creek
- Approximate AP-1 Boundary

Notes:

1. Water level elevations recorded on August 14, 2024. Elevation provided in feet referenced to the North American Vertical Datum (NAVD) 88. The Former Recycle Pond has been decommissioned.
2. Surface water elevations of Etowah River, Euharlee Creek, and General Service Water Pond are recorded using In-Situ® Instruments, Inc.'s Win-Situ® or HydroVu® reporting software and Level Troll 500® pressure transducers. The transducer that recorded data for Euharlee Creek is located in a tributary with surface elevations representative of Euharlee Creek conditions.
3. The map shows only the wells/piezometers currently installed at the time of the gauging event.
4. Groundwater elevations in parentheses were not used in development of groundwater contours due to being screened at a different elevation in the formation/aquifer.
5. Aerial photograph source: Google Earth Pro, November 2019 and Georgia Power Company, August 2024.

0 400 800 1,600 Feet

POTENTIOMETRIC SURFACE CONTOUR MAP - AUGUST 2024

GEORGIA POWER COMPANY
PLANT BOWEN AP-1
BARTOW COUNTY, GEORGIA

Prepared For: Georgia Power

Prepared By: Geosyntec consultants

KENNESAW, GA | JANUARY 2025

FIGURE 4

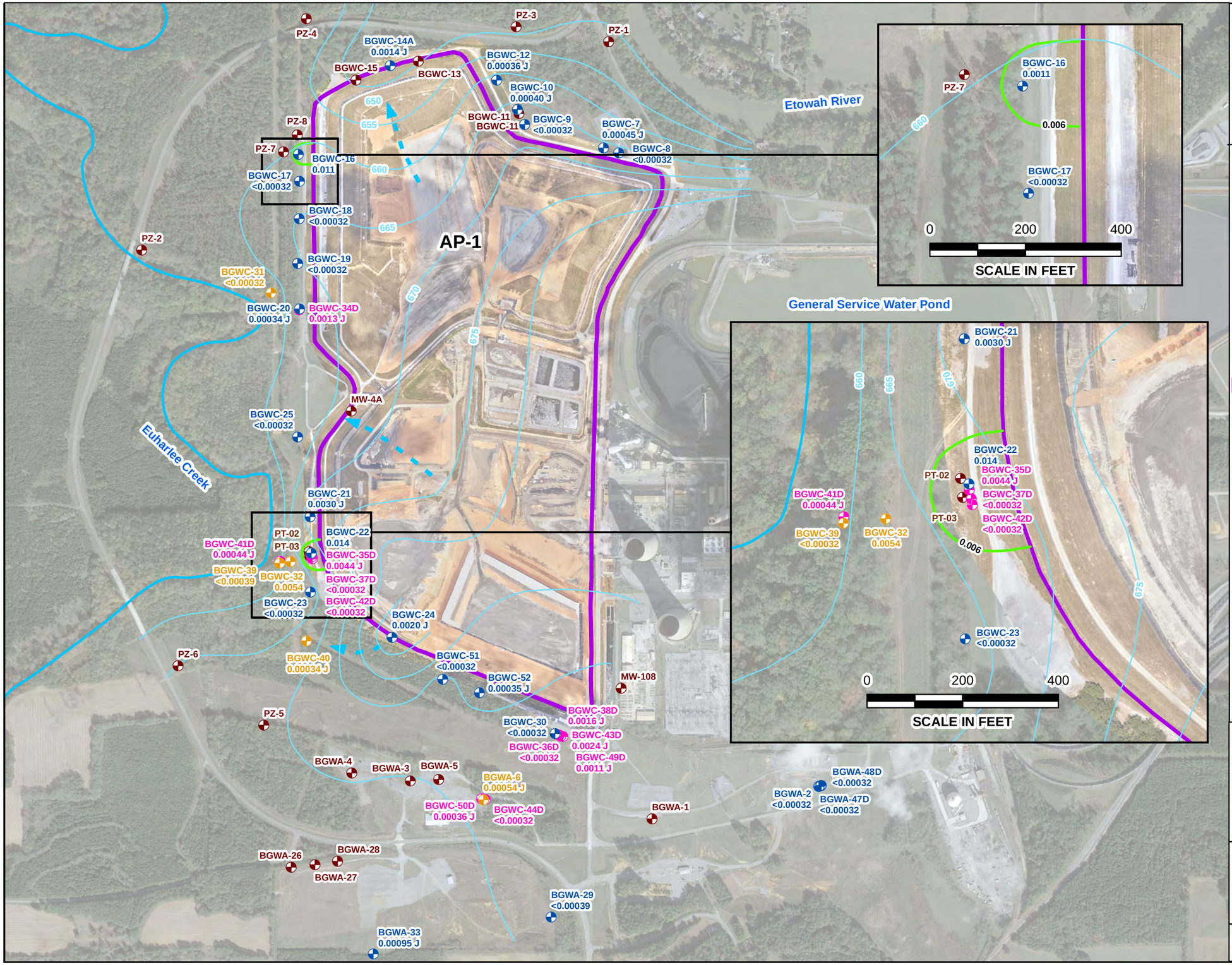

N

LEGEND

- Detection Monitoring Well
- Horizontal Assessment Monitoring Well
- Vertical Assessment Monitoring Well (Not Used for Contouring)
- Piezometer
- GWPS Cobalt Iso-Concentration Contour (mg/L)
- Groundwater Elevation Contour
- Approximate Groundwater Flow Direction
- Euharlee Creek
- Approximate AP-1 Boundary

Notes:
1. Concentration data is from the January 2024 semiannual groundwater monitoring event. Concentrations are reported in mg/L.
2. Water level elevations recorded on January 29, 2024. Elevation provided in feet (ft) referenced to the North American Vertical Datum (NAVD) 88.
3. The map shows only the wells/piezometers currently installed at the time of the sampling event. Piezometers PT-02 and PT-03 were installed in support of an Assessment of Corrective Measures (ACM) pre-design investigation and are not included in the monitoring well network.
4. The Groundwater Protection Standard (GWPS) for cobalt is 0.006 mg/L.
5. Aerial photograph source: Google Earth Pro, November 2019 and Georgia Power Company, August 2024.

0 400 800 1,600 Feet

ISO-CONCENTRATION MAP
COBALT - JANUARY 2024

GEORGIA POWER COMPANY
PLANT BOWEN AP-1
BARTOW COUNTY, GEORGIA

Prepared For: Georgia Power

Prepared By: Geosyntec consultants

KENNESAW, GA | JANUARY 2025

FIGURE 5

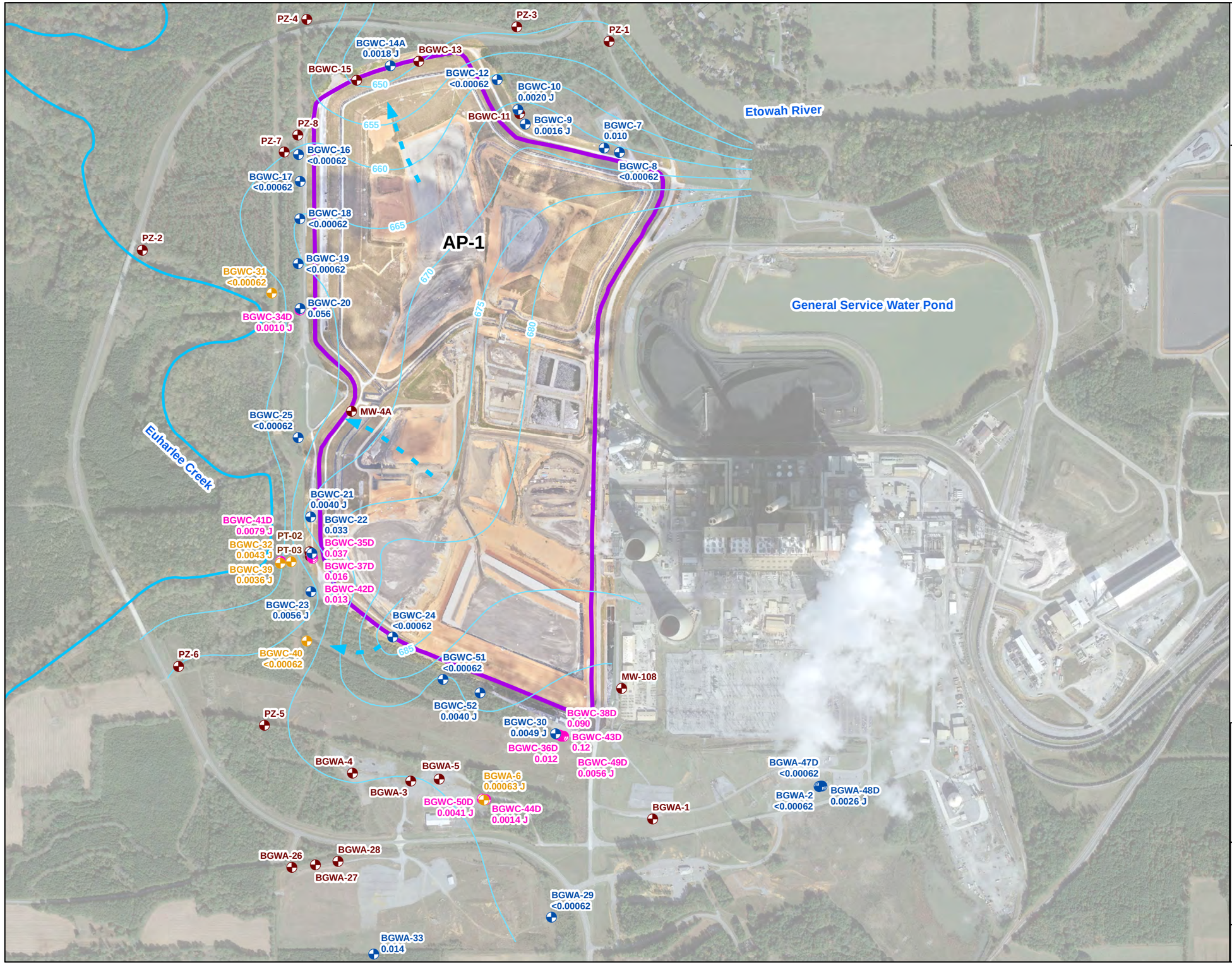

N

LEGEND

- Detection Monitoring Well
- Horizontal Assessment Monitoring Well
- Vertical Assessment Monitoring Well (Not Used for Contouring)
- Piezometer
- Groundwater Elevation Contour
- Approximate Groundwater Flow Direction
- Euharlee Creek
- Approximate AP-1 Boundary
- State/Federal GWPS Molybdenum Iso-Concentration Contour (mg/L)

Notes:
1. Concentration data is from the January 2024 semiannual groundwater monitoring event. Concentrations are reported in mg/L.
2. Water level elevations recorded January 29, 2024. Elevation provided in feet (ft) referenced to the North American Vertical Datum (NAVD) 88.
3. The map shows only the wells/piezometers currently installed at the time of the sampling event. Piezometers PT-02 and PT-03 were installed in support of an Assessment of Corrective Measures (ACM) pre-design investigation and are not included in the monitoring well network.
4. The Groundwater Protection Standard (GWPS) for molybdenum is 0.100 mg/L.
5. Aerial photograph source: Google Earth Pro, November 2019 and Georgia Power Company, August 2024.

0 400 800 1,600
Feet

ISO-CONCENTRATION MAP
MOLYBDENUM - JANUARY 2024

GEORGIA POWER COMPANY
PLANT BOWEN AP-1
BARTOW COUNTY, GEORGIA

Prepared For: Georgia Power

Prepared By: Geosyntec consultants

KENNESAW, GA | JANUARY 2025

FIGURE 6

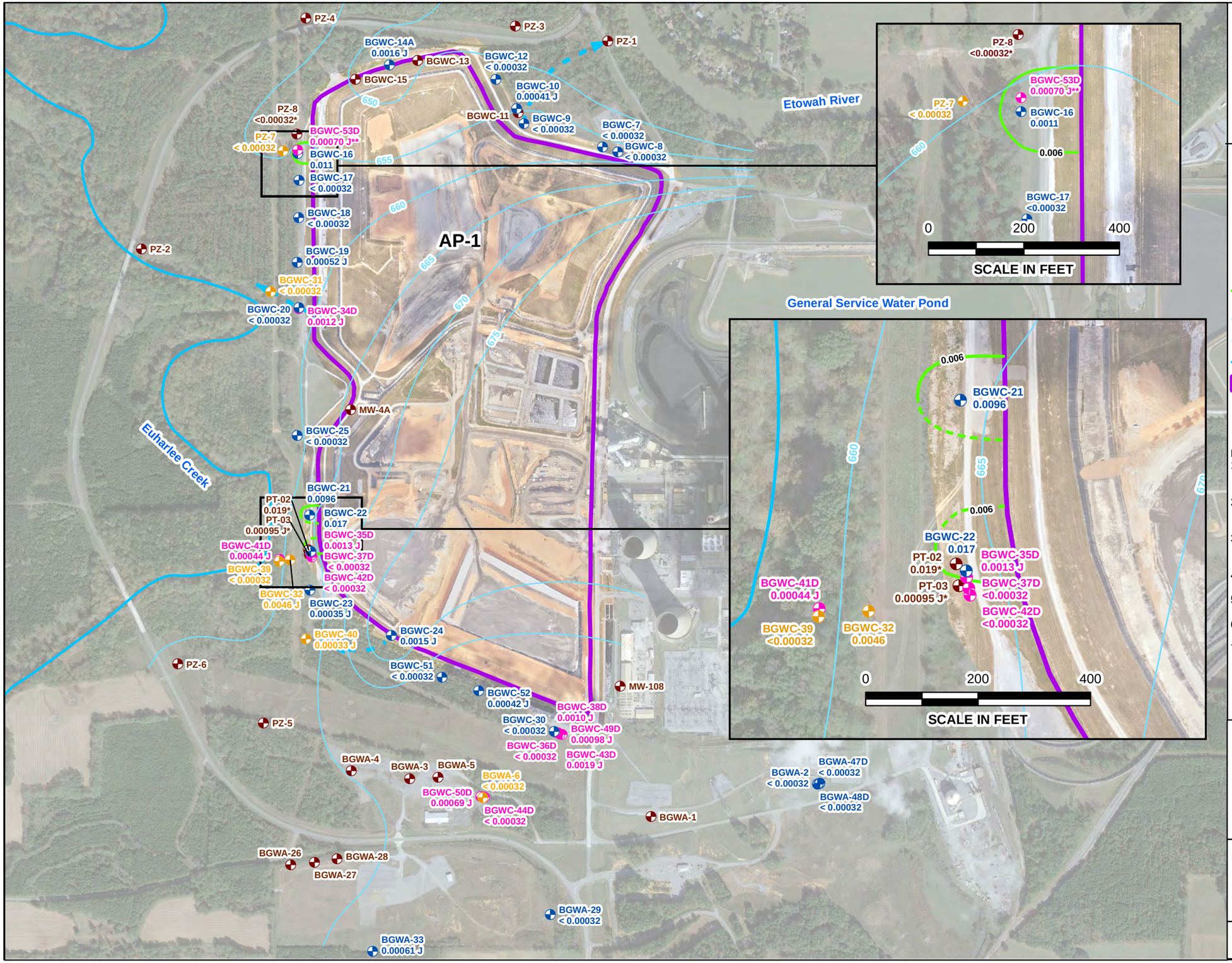

LEGEND

- Detection Monitoring Well
- Horizontal Assessment Monitoring Well
- Vertical Assessment Monitoring Well (Not Used for Contouring)
- Piezometer
- GWPS Cobalt Iso-Concentration Contour (mg/L) (Inferred where dashed)
- Groundwater Elevation Contour
- Approximate Groundwater Flow Direction
- Euharlee Creek
- Approximate AP-1 Boundary

Notes:
1. Concentration data is from the August 2024 semiannual groundwater monitoring event. Concentrations are reported in mg/L.
2. Water level elevations recorded August 14, 2024. Elevation provided in feet (ft) referenced to the North American Vertical Datum (NAVD) 88.
3. Piezometers PT-02 and PT-03 were installed in support of pre-design investigation activities and are not included in the monitoring well network.
4. The Groundwater Protection Standard (GWPS) for cobalt is 0.006 mg/L.
5. *Analytical results are from the August 21 and 22, 2024 pre-design investigation events.
6. **Analytical results are from the December 3, 2024 sampling event.
7. Aerial photograph source: Google Earth Pro, November 2019 and Georgia Power Company, August 2024.

0 400 800 1,600 Feet

ISO-CONCENTRATION MAP
COBALT - AUGUST 2024

GEORGIA POWER COMPANY
PLANT BOWEN AP-1
BARTOW COUNTY, GEORGIA

Prepared For: Georgia Power

Prepared By: Geosyntec consultants

KENNESAW, GA | JANUARY 2025

FIGURE 7

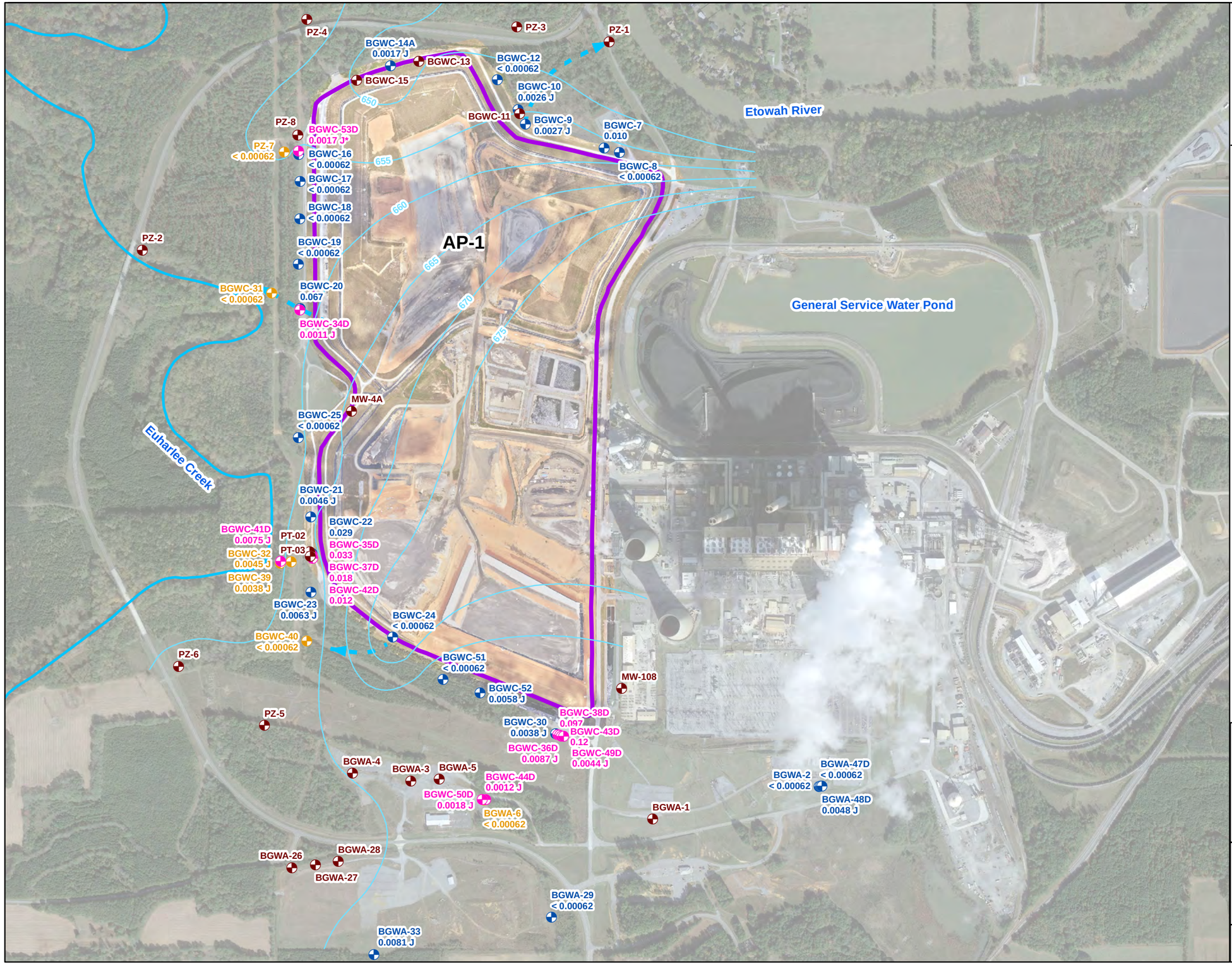

N

LEGEND

- Detection Monitoring Well
- Horizontal Assessment Monitoring Well
- Vertical Assessment Monitoring Well (Not Used for Contouring)
- Piezometer
- Groundwater Elevation Contour
- Approximate Groundwater Flow Direction
- Euharlee Creek
- Approximate AP-1 Boundary
- State/Federal GWPS Molybdenum Iso-Concentration Contour (mg/L)

Notes:
1. Concentration data is from the August 2024 semiannual groundwater monitoring event. Concentrations are reported in mg/L.
2. Water level elevations recorded August 14, 2024. Elevation provided in feet (ft) referenced to the North American Vertical Datum (NAVD) 88.
3. Piezometers PT-02 and PT-03 were installed in support of pre-design investigation activities and are not included in the monitoring well network.
4. The Groundwater Protection Standard (GWPS) for molybdenum is 0.100 mg/L.
5. *Analytical results are from the December 3, 2024 sampling event.
6. Aerial photograph source: Google Earth Pro, November 2019 and Georgia Power Company, August 2024.

0 400 800 1,600
Feet

ISO-CONCENTRATION MAP
MOLYBDENUM - AUGUST 2024

GEORGIA POWER COMPANY
PLANT BOWEN AP-1
BARTOW COUNTY, GEORGIA

Prepared For: Georgia Power

Prepared By: Geosyntec consultants

KENNESAW, GA | JANUARY 2025

FIGURE 8

APPENDIX A

Ash Pond Monitoring Well Certification Report – Addendum No 8 and 9, Plant Bowen Ash Pond 1 (AP-1)

Prepared for



Georgia Power Company
241 Ralph McGill Blvd NE
Atlanta, Georgia 30308

ASH POND MONITORING WELL CERTIFICATION REPORT – ADDENDUM No. 8

PLANT BOWEN ASH POND 1 (AP-1)

Prepared by



engineers | scientists | innovators

1255 Roberts Boulevard, Suite 200
Kennesaw, Georgia 30144

Project Number GW6581F

January 2025

Georgia Power

CERTIFICATION PAGE

I hereby certify that this *Well Design, Installation, and Development Report – Addendum No. 8, Plant Bowen Ash Pond 1 (AP-1)* has been prepared by, or under the direct supervision of, a Qualified Groundwater Scientist with Geosyntec Consultants, Inc. and is in compliance with the United States Environmental Protection Agency Coal Combustion Residual Rule [40 Code of Federal Regulations 257 Subpart D], specifically §257.91(e)(1), and the Georgia Environmental Protection Division Rules for Solid Waste Management 391-3-4-.10.

According to 391-3-4-.01, a Qualified Groundwater Scientist is "a professional engineer or geologist registered to practice in Georgia who has received a baccalaureate or post-graduate degree in the natural sciences or engineering and has sufficient training and experience in groundwater hydrology and related fields that enable individuals to make sound professional judgments regarding groundwater monitoring, contaminant fate and transport, and corrective action."



Martin Crook P.G.
Georgia Registered Professional Geologist No. 2316
Project Manager
Geosyntec Consultants

January 24, 2025
Date

Geosyntec consultants

TABLE OF CONTENTS

1. INTRODUCTION 1

2. DRILLING AND WELL INSTALLATION 2
   - 2.1 Drilling Method 2
   - 2.2 Screened Interval 2
   - 2.3 Well Casings and Screens 3
   - 2.4 Well Intake Design 3
   - 2.5 Filter Pack 3
   - 2.6 Annular Seal 4
   - 2.7 Cap and Protective Casing 4

3. WELL DEVELOPMENT 5

4. SURVEY 6

5. REFERENCES 7

LIST OF TABLES

Table 1 Summary of Well Construction Details

LIST OF FIGURES

Figure 1 Monitoring Well Network Map

LIST OF APPENDICES

Appendix A Well Driller Performance Bond
Appendix B Boring and Well Construction Log
Appendix C Well Development and Equipment Calibration Forms
Appendix D Certified Well Survey Data

LIST OF ACRONYMS

AP	Ash Pond
ASTM	American Society for Testing and Materials
CCR	coal combustion residual
CFR	Code of Federal Regulations
CFS	Civil Field Services
DO	dissolved oxygen
GA EPD	Georgia Environmental Protection Division
Georgia Power	Georgia Power Company
Geosyntec	Geosyntec Consultants, Inc.
NAD	North America Datum
NAVD88	North American Vertical Datum of 1988
NSF	National Sanitation Foundation
ORP	oxygen reduction potential
PG	professional geologist
PVC	polyvinyl chloride
Resolute	Resolute Environmental & Water Resources Consulting, LLC
TOC	top of casing
USEPA	United States Environmental Protection Agency

1. INTRODUCTION

This report provides details regarding the design, installation, and development of assessment well BGWC-53D, installed in November 2024 to supplement the current groundwater monitoring system at Georgia Power Company (Georgia Power) Plant Bowen (Site) Ash Pond 1 (AP-1). This report was prepared as an addendum to previously issued well certification reports prepared for the Site (Anchor QEA, 2017; Geosyntec, 2019, 2020a, 2020b, 2021a, 2021b, 2022, and 2024), and meets the requirements promulgated in the United States Environmental Protection Agency (USEPA) coal combustion residual (CCR) rule [40 Code of Federal Regulations (CFR) Part 257, Subpart D], specifically 40 CFR §257.91(e)(1) and Georgia Environmental Protection Division (GA EPD) Rules for Solid Waste Management 391-3-4-.10.

Plant Bowen is a four-unit, coal-fired, electric-generating facility located nine miles southwest of Cartersville in Bartow County, Georgia. The current groundwater monitoring system at AP-1 includes a network of detection monitoring wells, assessment monitoring wells, and piezometers. The locations of these wells and piezometers are shown on **Figure 1**.

2. DRILLING AND WELL INSTALLATION

Well installation and development activities were performed according to accepted industry standards and following guidelines within the *Manual for Groundwater Monitoring* (GA EPD, 1991). Soil borings, well installation and surface completion activities were performed by Cascade Drilling, Inc. of Aiken, South Carolina. In accordance with the Georgia Water Well Standards Act, the drillers were required to have an insurance bond on file with the State of Georgia at the time of drilling. A copy of these bonds is provided in **Appendix A**. A geologist under the supervision of a professional geologist (PG) registered to practice in the State of Georgia, both of whom are employed with Geosyntec Consultants, Inc. (Geosyntec), documented the drilling and installation efforts to record observations, soil and rock descriptions, subsurface stratigraphy, water elevations, and other field activities. Well development was completed by Resolute Environmental & Water Resources Consulting, LLC (Resolute).

BGWC-53D was installed and completed in November 2024. The location of BGWC-53D is shown on **Figure 1**. Well construction details are provided in **Table 1**; the boring and well construction log is included in **Appendix B**.

2.1 Drilling Method

Soil boring was advanced using rotosonic drilling techniques with continuous core collection. A 7-inch steel temporary casing was set at the top of rock and sealed with bentonite prior to advancing the drill string into bedrock. A Terra Sonic compact crawler size track mounted rig with a 6-inch sonic drill rod was used to install the wells.

Care was taken so that the drilling methods minimized the disturbance of subsurface materials and did not introduce contamination of the groundwater from surface activities. The drilling equipment was cleaned prior to drilling.

2.2 Screened Interval

Details regarding the well screen interval are provided in **Table 1**. BGWC-53D is screened within the dolomitic limestone bedrock unit from approximately 584.40 to 574.40 feet [referenced to the North American Vertical Data of 1988 (NAVD88)] and is constructed with 10 feet of well screen.

2.3 Well Casings and Screens

The well was constructed of 2-inch inner diameter Schedule 40 PVC casing with flush-threaded fittings and was installed with a 10-foot nominal pre-packed dual-wall well screen with 0.010-inch slots. The casings and screens arrived pre-cleaned and packaged by the manufacturer. Well construction materials are sufficiently durable to resist chemical and physical degradation and not interfere with the quality of groundwater samples. Casing and screens are flush-threaded. Solvent or glue was not used to construct the wells. A 4-inch long threaded bottom cap was attached to the bottom of the screen. The PVC products used were American Society for Testing and Materials (ASTM) and National Sanitation Foundation (NSF) rated. Well screen interval details are provided in **Table 1**.

2.4 Well Intake Design

BGWC-53D was designed and constructed to: (1) allow sufficient groundwater flow to the well for sampling; (2) minimize the passage of formation materials (turbidity) into the wells; and (3) ensure sufficient structural integrity to prevent collapse of the wells. In addition to using a pre-packed dual-wall screen, the annular space between the face of the formation and the outer screen was filled to minimize passage of formation materials into the wells. A filter pack of clean, well-rounded, quartz sand was installed in each well. The 0.01-inch slot size was selected to minimize the inflow of formation material without impairing influent groundwater flow.

2.5 Filter Pack

Highly Pure Quartzite of Southern Products & Silica Co. silica sand filter pack was used as the appropriate gradation for BGWC-53D. Highly Pure Quartzite meets the ASTM D5092 uniformity coefficient specification of 2.5 or less, with a uniformity coefficient of 1.6.

Filter pack material was placed within the pre-packed dual-wall well screen and in the annular space between the outside of the pre-pack screen and borehole wall to ensure an adequate thickness of filter pack material between the well and the formation. Placement of the filter pack between the borehole wall and PVC was done via gravity-pouring. Filter pack material placed in the annular space outside of the well screen extended a minimum of 2 feet above the top of screen. No bridging occurred during filter pack placement.

Upon placement of the filter pack, the well was pumped with a submersible pump to assure settlement of the filter pack. The top of filter pack depth was measured following

pumping to ensure appropriate extension of filter sand above the screen. The depth of top of filter pack was measured and recorded on the well construction log provided in **Appendix B**.

2.6 Annular Seal

A minimum of two feet of bentonite pellets were placed immediately above the filter pack by gravity-pouring into the annular space and hydrated per manufacture's specifications. A tremie pipe was used to probe the annular space to ensure that no bridging occurred. The bentonite was hydrated with groundwater for a duration meeting or exceeding the manufacturer's specifications prior to grouting the remaining annulus.

The annulus above the bentonite seal was filled with hydrated bentonite (3/8-inch bentonite pellets) to the top of the water level within the borehole. A tremie pipe was used to probe the annular space to ensure that no bridging occurred. The annulus above the hydrated bentonite was grouted with bentonite grout placed via tremie pipe. During grouting, care was taken to assure that the hydrated bentonite was not disturbed by locating the base of the tremie pipe approximately 2 feet above the hydrated bentonite and injecting grout at low pressure/velocity. A cement apron 4-feet by 4-feet by 4-inches was poured around the protective riser at well BGWC-53D. The pad is mounded slightly outward to direct surface drainage away from the well.

2.7 Cap and Protective Casing

The well riser at BGWC-53D was fitted with a metal locking cap and a lockable cover. A one-quarter inch vent hole was drilled into the PVC riser pipe to provide an avenue for the escape of gas. A weep hole was drilled in the outer protective casing near the bottom above the concrete pad. Pea gravel was placed inside the protective casing between the riser pipe and the outer casing. The well is clearly marked with the proper well identification number on the stand-up casing. The protective cap guards the casing from damage and the locking cap serves as a security device to prevent well tampering. Bollards were installed around the four corners of the concrete pad to protect the well.

Construction details are documented on the well construction log provided in **Appendix B**.

3. WELL DEVELOPMENT

Resolute developed the new well in November 2024 using a combination of surging and pumping to (1) restore the natural hydraulic conductivity of the formation, and (2) to remove fine-grained sediment to ensure low-turbidity groundwater samples. Wells were alternately surged and purged until visually clear of particulates. Turbidity, pH, temperature, conductivity, oxidation-reduction potential (ORP), and dissolved oxygen (DO) measurements were recorded to ensure that the well was fully developed, and field parameters were stabilized following low-flow sampling procedures in accordance with the approved Groundwater Monitoring Plan for Plant Bowen Ash Pond 1 (AP-1) Closure (Geosyntec, 2021c). The well development form is included in **Appendix C**.

All equipment and tubing placed in the well was decontaminated or disposed of between wells.

4. SURVEY

Upon completion of the well installation, the horizontal locations and vertical elevations were surveyed by a Georgia-licensed surveyor. The top of the PVC well casing [top of casing (TOC) elevation] and the survey pin installed at each well pad were surveyed to within 0.5-foot horizontal accuracy and to 0.01-foot vertical accuracy. The horizontal location (i.e., northings and eastings) was recorded in feet relative to the North America Datum of 1983 (NAD) with the vertical elevation recorded in feet relative to the North American Vertical Datum of 1988. Certified survey data are provided in the well construction table (**Table 1**). A copy of the certified well survey data for the new well is provided in **Appendix D**.

5. REFERENCES

Anchor QEA. 2017. *Ash Pond Monitoring Well Certification Report*, October 2017.

Georgia Environmental Protection Division (GA EPD), Georgia Department of Natural Resources, 1991. *Manual for Groundwater Monitoring*. September 1991.

Geosyntec Consultants. 2019. *Ash Pond Monitoring Well Certification Report - Addendum*, June 2019.

Geosyntec Consultants. 2020a. *Ash Pond Monitoring Well Certification Report – Addendum No. 2*, January 2020.

Geosyntec Consultants. 2020b. *Ash Pond Monitoring Well Certification Report – Addendum No. 3*, July 2020.

Geosyntec Consultants. 2021a. *Ash Pond Monitoring Well Certification Report – Addendum No. 4*, March 2021.

Geosyntec Consultants. 2021b. *Ash Pond Monitoring Well Certification Report* – Addendum No. 5, May 2021.

Geosyntec Consultants, 2021c. Groundwater Monitoring Plan, Plant Bowen Ash Pond 1 (AP-1) Closure, Bartow County, Georgia, for Georgia Power. July 2021.

Geosyntec Consultants. 2022. *Ash Pond Monitoring Well Certification Report* – Addendum No. 6, June 2022.

Geosyntec Consultants. 2024. *Ash Pond Monitoring Well Certification Report* – Addendum No. 7, January 2024.

TABLE

Table 1
Summary of Well Construction Details
Plant Bowen AP-1, Bartow County, Georgia

Well ID	Purpose	Well Completion	Installation Date	Northing [1]	Easting [1]	Ground Surface Elevation (ft NAVD88) [2]	Top of Casing Elevation (ft NAVD88)	Top of Screen Elevation (ft NAVD88)	Bottom of Screen Elevation (ft NAVD88)	Well Depth (ft bgs)
BGWC-53D	Assessment	Protective Riser	11/14/24	1504685.89	2064247.38	671.46	674.58	584.40	574.40	97.36

Notes:
ft bgs = feet below ground surface.
(1) Coordinates in North American Datum (NAD) 1983, State Plane, Georgia-West, feet. Survey completed by GEL Solutions and certified on November 26, 2024.
(2) Vertical elevations are referenced to the North American Vertical Datum (NAVD) of 1988. Ground surface elevation defined at the survey nail installed within the well pad.
(3) Total well depth accounts for 0.3-feet sump.

FIGURE

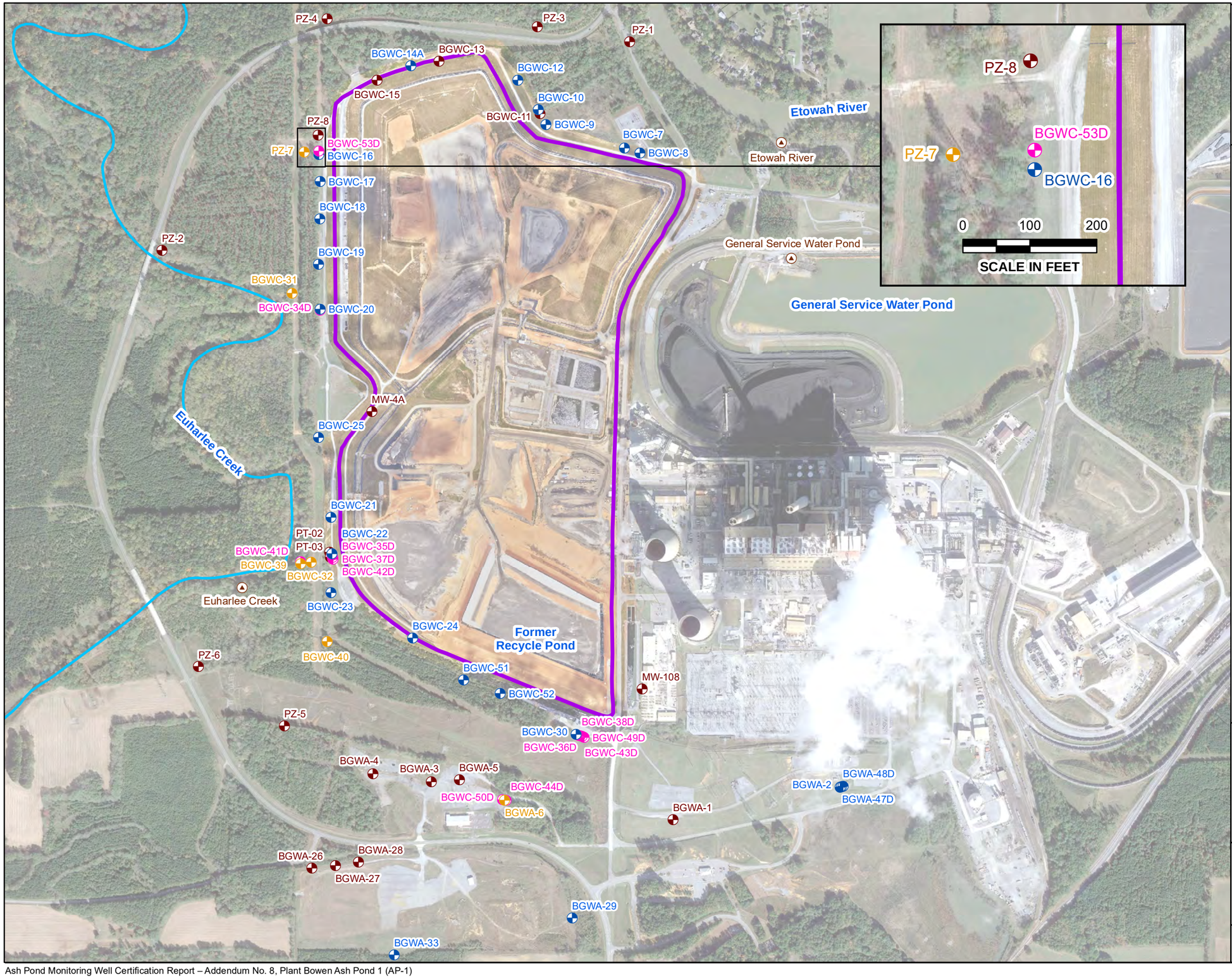

LEGEND

- Detection Monitoring Well
- Horizontal Assessment Monitoring Well
- Vertical Assessment Monitoring Well
- Piezometer
- Surface Water Transducer
- Euharlee Creek
- Approximate AP-1 Boundary

Notes:
1. All wells and piezometers presented are screened within the weathered fractured bedrock.
2. Piezometers PT-02 and PT-03 were installed in support of pre-design investigation activities and are not included in the monitoring well network.
3. Aerial photograph source: Google Earth Pro, November 2019 and Georgia Power Company, August 2024.

0 400 800 1,600 Feet

MONITORING WELL NETWORK MAP

GEORGIA POWER COMPANY
PLANT BOWEN AP-1
BARTOW COUNTY, GEORGIA

Prepared For: Georgia Power

Prepared By: Geosyntec consultants

KENNESAW, GA | JANUARY 2025

FIGURE 1

APPENDIX A

Well Driller Performance Bond

CONTINUATION
CERTIFICATE

Atlantic Specialty Insurance Company , Surety upon

a certain Bond No. 800033976

dated effective September 27, 2017
(MONTH-DAY-YEAR)

on behalf of Ricky Davis / Cascade Drilling, L.P.
(PRINCIPAL)

and in favor of Department of Natural Resources, State of Georgia
(OBLIGEE)

does hereby continue said bond in force for the further period

beginning on June 30, 2023
(MONTH-DAY-YEAR)

and ending on June 30, 2025
(MONTH-DAY-YEAR)

Amount of bond Thirty Thousand and 00/100 Dollars ($30,000.00)

Description of bond Performance Bond for Water Well Contractors

Premium:

PROVIDED: That this continuation certificate does not create a new obligation and is executed upon the express condition and provision that the Surety's liability under said bond and this and all Continuation Certificates issued in connection therewith shall not be cumulative and that the said Surety's aggregate liability under said bond and this and all such Continuation Certificates on account of all defaults committed during the period (regardless of the number of years) said bond had been and shall be in force, shall not in any event exceed the amount of said bond as hereinbefore set forth.

Signed and dated on April 13, 2023
(MONTH-DAY-YEAR)

Atlantic Specialty Insurance Company

By _____
ATTORNEY-IN-FACT Carlos A. Albelo

intact INSURANCE

Power of Attorney

KNOW ALL MEN BY THESE PRESENTS, that ATLANTIC SPECIALTY INSURANCE COMPANY, a New York corporation with its principal office in Plymouth, Minnesota, does hereby constitute and appoint: **Megan Sivley, Melissa Haddick, Sandra Parker, Orlando Aguirre, Stacy Killebrew, Carlos A. Albelo**, each individually if there be more than one named, its true and lawful Attorney-in-Fact, to make, execute, seal and deliver, for and on its behalf as surety, any and all bonds, recognizances, contracts of indemnity, and all other writings obligatory in the nature thereof; provided that no bond or undertaking executed under this authority shall exceed in amount the sum of: **unlimited** and the execution of such bonds, recognizances, contracts of indemnity, and all other writings obligatory in the nature thereof in pursuance of these presents, shall be as binding upon said Company as if they had been fully signed by an authorized officer of the Company and sealed with the Company seal. This Power of Attorney is made and executed by authority of the following resolutions adopted by the Board of Directors of ATLANTIC SPECIALTY INSURANCE COMPANY on the twenty-fifth day of September, 2012:

Resolved: That the President, any Senior Vice President or Vice-President (each an "Authorized Officer") may execute for and in behalf of the Company any and all bonds, recognizances, contracts of indemnity, and all other writings obligatory in the nature thereof, and affix the seal of the Company thereto; and that the Authorized Officer may appoint and authorize an Attorney-in-Fact to execute on behalf of the Company any and all such instruments and to affix the Company seal thereto; and that the Authorized Officer may at any time remove any such Attorney-in-Fact and revoke all power and authority given to any such Attorney-in-Fact.

Resolved: That the Attorney-in-Fact may be given full power and authority to execute for and in the name and on behalf of the Company any and all bonds, recognizances, contracts of indemnity, and all other writings obligatory in the nature thereof, and any such instrument executed by any such Attorney-in-Fact shall be as binding upon the Company as if signed and sealed by an Authorized Officer and, further, the Attorney-in-Fact is hereby authorized to verify any affidavit required to be attached to bonds, recognizances, contracts of indemnity, and all other writings obligatory in the nature thereof.

This power of attorney is signed and sealed by facsimile under the authority of the following Resolution adopted by the Board of Directors of ATLANTIC SPECIALTY INSURANCE COMPANY on the twenty-fifth day of September, 2012:

Resolved: That the signature of an Authorized Officer, the signature of the Secretary or the Assistant Secretary, and the Company seal may be affixed by facsimile to any power of attorney or to any certificate relating thereto appointing an Attorney-in-Fact for purposes only of executing and sealing any bond, undertaking, recognizance or other written obligation in the nature thereof, and any such signature and seal where so used, being hereby adopted by the Company as the original signature of such officer and the original seal of the Company, to be valid and binding upon the Company with the same force and effect as though manually affixed.

IN WITNESS WHEREOF, ATLANTIC SPECIALTY INSURANCE COMPANY has caused these presents to be signed by an Authorized Officer and the seal of the Company to be affixed this first day of January, 2023.

ATLANTIC SPECIALTY INSURANCE COMPANY CORPORATE SEAL 1986 NEW YORK

By _____
Sarah A. Kolar, General Counsel

STATE OF MINNESOTA
HENNEPIN COUNTY

On this first day of January, 2023, before me personally came Sarah A. Kolar, General Counsel of ATLANTIC SPECIALTY INSURANCE COMPANY, to me personally known to be the individual and officer described in and who executed the preceding instrument, and she acknowledged the execution of the same, and being by me duly sworn, that she is the said officer of the Company aforesaid, and that the seal affixed to the preceding instrument is the seal of said Company and that the said seal and the signature as such officer was duly affixed and subscribed to the said instrument by the authority and at the direction of the Company.

ALISON DWAN NASH-TROUT
NOTARY PUBLIC - MINNESOTA
My Commission Expires
January 31, 2026

_____
Notary Public

I, the undersigned, Secretary of ATLANTIC SPECIALTY INSURANCE COMPANY, a New York Corporation, do hereby certify that the foregoing power of attorney is in full force and has not been revoked, and the resolutions set forth above are now in force.

Signed and sealed. Dated 13th day of April, 2023.

ATLANTIC SPECIALTY INSURANCE COMPANY CORPORATE SEAL 1986 NEW YORK

This Power of Attorney expires
January 31, 2025

_____
Kara Barrow, Secretary

Please direct bond verifications to surety@intactinsurance.com

APPENDIX B

Boring and Well Construction Log

Geosyntec consultants
engineers | scientists | innovators

BGWC-53D

CLIENT Southern Company Services
PROJECT NAME Plant Bowen
PROJECT NUMBER GW6581F
PROJECT LOCATION Euharlee, Georgia
DATE STARTED 10/29/2024 **COMPLETED** 11/14/2024
NORTHING 1504685.89 ft **EASTING** 2064247.38 ft
DRILLER Cascade Drilling
GROUND ELEVATION 671.46 ft **BORING DIAMETER** 6 in.
DRILLING METHOD Sonic
TOP OF CASING ELEVATION 674.58 ft
SAMPLING METHOD Continuous Core
GEOPHYSICAL CONTRACTOR ---
RIG TYPE Terrasonic CC
LOGGED BY T. Kessler/A. Tomlinson **CHECKED BY** M. Crook

DEPTH (ft)	SAMPLE TYPE NUMBER	REMARKS	GRAPHIC LOG	MATERIAL DESCRIPTION	CONSTRUCTION DIAGRAM
0					Aboveground protective casing with guard posts
5	DP	0-20 feet: ~30-40 gallons used during overdrill, 5% return		(0') CLAY (CL); light yellowish-brown (10YR 6/4), moist, medium plasticity to nonplastic, trace silt and fine sand throughout.	
10				(6') Trace white (10YR 8/1) mottling, abundant angular gravel (5-10 mm) from 6-8 ft bgs.	2" Sch 40 PVC Riser
15	DP			(10') Silty CLAY (CL-ML); brownish yellow (10YR 6/6) with trace white (10YR 8/1) mottling from 10-15 ft bgs, moist, medium to low plasticity, trace fine sand throughout.	Approx. 26 gallon of Aquaguard Bentonite Grout
20				(16.6') Abundant medium to small angular gravel from 16.6-16.8 ft bgs.	
25	DP	20-42 feet: ~200-180 gallons used during over drill ~5% return		(20') Sandy CLAY (CL); yellow (10YR 7/6) with trace white (10YR 8/1) mottling throughout, wet, low plasticity, abundant small to medium subrounded gravel throughout, abundance of angular medium to fine-grained sand. (21') Dark grayish brown (10YR 4/2) from 21-23 ft bgs. (23') Medium plasticity from 23-26 ft bgs.	Approx. 119 gallon of 3/8" Bentonite Pellets
30					
35				(30') SAND (SP); yellow (10YR 7/6), moist, fine-grained, subrounded to subangular, trace silt throughout, abundant large angular gravel from 30-31.5 ft bgs. (31.5') Becomes light gray (10YR 6/1).	

(Continued Next Page)

CLIENT Southern Company Services **PROJECT NAME** Plant Bowen
PROJECT NUMBER GW6581F **PROJECT LOCATION** Euharlee, Georgia

DEPTH (ft)	SAMPLE TYPE NUMBER	REMARKS	GRAPHIC LOG	MATERIAL DESCRIPTION	CONSTRUCTION DIAGRAM
35	DP			(36.5') Layer of yellow (10YR 7/6) medium to low plasticity sandy clay from 36.5-37 ft bgs, contains fine, subrounded to subangular sand, medium plasticity.	
40		42-50 feet: 75 gallons used, 5-10% return		(40') Silty SAND (SM); light yellowish-brown (2.5Y 6/4), wet, fine-grained, subrounded, HCl reactive. (41.5') Abundant large to medium angular gravel from 41.5-42 ft bgs. (42') DOLOMITIC LIMESTONE; medium gray (N/5), hard, heavily fractured, abundant iron staining on fracture surfaces from 42-47 ft bgs, abundant calcite on fracture surfaces, wet.	2" Sch 40 PVC Riser
45	DP	Heavy rig chatter poss. void from 47-50 feet bgs			Approx. 119 gallon of 3/8" Bentonite Pellets
50				(50') DOLOMITIC LIMESTONE; medium gray (N/5), hard, abundant iron staining on fracture surfaces throughout, HCl reactive, wet.	
55	DP	Void from 53-55 feet bgs 50-70 feet: 250 gallons, 5% return Void from 57-59 feet bgs, suspect sediment filled to to some resistance			
60				(60') DOLOMITIC LIMESTONE; medium gray (N/5), broken into subangular and subrounded large gravel at fracture faces, hard, abundant iron staining on fracture surfaces, trace calcite veins throughout, HCl reactive, wet.	
65	DP	Void from 60-66 feet bgs, rod drop-suspect open			
70				(70') DOLOMITIC LIMESTONE; medium gray (N/5), broken into medium to large subangular gravel on fracture faces, hard, abundant iron staining on fracture faces, abundant calcite veins throughout, wet.	
75		70-80 feet: 50 gallons, 75%		(74') Very pale orange (10YR 8/2).	

(Continued Next Page)

Geosyntec consultants
engineers | scientists | innovators

CLIENT Southern Company Services **PROJECT NAME** Plant Bowen
PROJECT NUMBER GW6581F **PROJECT LOCATION** Euharlee, Georgia

DEPTH (ft)	SAMPLE TYPE NUMBER	REMARKS	GRAPHIC LOG	MATERIAL DESCRIPTION	CONSTRUCTION DIAGRAM
75	DP	return, slow drilling			Approx. 119 gallon of 3/8" Bentonite Pellets
80				(80') DOLOMITIC LIMESTONE; medium gray (N/5), broken into medium angular gravel from 80-86 ft bgs, hard, abundant iron staining on fracture faces (throughout core), abundant calcite veins throughout, weak HCl reaction, wet.	Approx. 5 gallon of uncoated 3/8" Bentonite Pellets
85	DP	80-90 feet: 45 gallons used, 5% return		(85') Trace very pale orange (10YR 8/2) limestone at 85 ft bgs.	Approx. 24 gallon of #1 Silica Well Pack Sand
90				(90') DOLOMITIC LIMESTONE; medium gray (N/5), hard, few fractures with iron staining, abundant calcite veins, wet.	2" Sch 40 PVC Slotted Screen (0.010")
95	DP	Dolomite from 95-100 feet bgs, ~100 gallons water used, 0-5% return		(95') Abundant staining throughout, decreased HCl reaction.	PVC End Cap
100				(100') DOLOMITIC LIMESTONE; medium gray (N/5), hard, abundant iron staining throughout, abundant calcite veins throughout, wet. (101') Broken into medium angular to subangular gravel from 101-105 ft bgs.	
105	DP				
110				(110') DOLOMITIC LIMESTONE; medium gray (N/5), hard, abundant iron staining throughout, calcite veins throughout, some light gray (N/3) limestone, hard, wet, mild HCl reaction, from 110-115 ft bgs.	Approx. 72 gallon of uncoated 3/8" Bentonite Pellets
115				(114') Broken into small to medium angular gravel from 114-116 ft bgs.	

(Continued Next Page)

Geosyntec consultants
engineers | scientists | innovators

CLIENT Southern Company Services **PROJECT NAME** Plant Bowen
PROJECT NUMBER GW6581F **PROJECT LOCATION** Euharlee, Georgia

DEPTH (ft)	SAMPLE TYPE NUMBER	REMARKS	GRAPHIC LOG	MATERIAL DESCRIPTION	CONSTRUCTION DIAGRAM
115	DP				
120				(120') DOLOMITIC LIMESTONE; medium gray (N/3), hard, abundant iron staining throughout, some calcite throughout, wet.	
125	DP			(128') Light gray limestone.	
130					

Bottom of borehole at 130.0 ft bgs.

APPENDIX C

Well Development and Equipment Calibration Forms

Well Development Form

Low-Flow Test Report:

Test Date / Time: 11/26/2024 12:50:33 PM
Project: Bowen AP Well Development November 2024
Operator Name: Sawyer Kovacs

Location Name: BGWC-53D **Well Diameter: 2 in** **Casing Type: PVC** **Screen Length: 10 ft** **Top of Screen: 90.41 ft** **Total Depth: 100.41 ft** **Initial Depth to Water: 18.58 ft**	**Pump Type: GeoTech Reclaimer** **Tubing Type: LDPE** **Pump Intake From TOC: 95.41 ft** **Estimated Total Volume Pumped: 20000 ml** **Flow Cell Volume: 90 ml** **Final Flow Rate: 400 ml/min** **Final Draw Down: 35.17 ft**	**Instrument Used: Aqua TROLL 400** **Serial Number: 850762**

Test Notes:
Prepurged: 326 L. Total depth after development: 100.48'

Low-Flow Readings:

Date Time	Elapsed Time	pH	Temperature	Specific Conductivity	RDO Concentration	Turbidity	ORP	Depth to Water	Salinity	Flow
		+/- 0.1	+/- 1000 %	+/- 5 %	+/- 10 %	+/- 5	+/- 1000 %	+/- 0.3	+/- 1000 %	
11/26/2024 12:50 PM	00:00	7.25 pH	18.39 °C	1,481.0 µS/cm	1.38 mg/L	6.88 NTU	163.7 mV	54.20 ft	0.75 PSU	400.00 ml/min
11/26/2024 12:55 PM	05:00	7.37 pH	18.56 °C	1,475.8 µS/cm	1.23 mg/L	6.69 NTU	141.8 mV	54.10 ft	0.75 PSU	400.00 ml/min
11/26/2024 1:00 PM	10:00	7.42 pH	18.76 °C	1,474.2 µS/cm	1.11 mg/L	5.12 NTU	119.4 mV	53.90 ft	0.75 PSU	400.00 ml/min
11/26/2024 1:05 PM	15:00	7.45 pH	18.52 °C	1,471.5 µS/cm	1.09 mg/L	5.53 NTU	85.1 mV	53.85 ft	0.75 PSU	400.00 ml/min
11/26/2024 1:10 PM	20:00	7.46 pH	18.59 °C	1,469.9 µS/cm	1.04 mg/L	5.35 NTU	44.5 mV	53.80 ft	0.75 PSU	400.00 ml/min
11/26/2024 1:15 PM	25:00	7.47 pH	18.79 °C	1,474.2 µS/cm	1.00 mg/L	5.10 NTU	5.1 mV	53.75 ft	0.75 PSU	400.00 ml/min
11/26/2024 1:20 PM	30:00	7.48 pH	18.78 °C	1,467.2 µS/cm	1.04 mg/L	5.65 NTU	-19.1 mV	53.75 ft	0.74 PSU	400.00 ml/min
11/26/2024 1:25 PM	35:00	7.49 pH	18.72 °C	1,470.5 µS/cm	0.93 mg/L	5.15 NTU	-32.3 mV	53.65 ft	0.75 PSU	400.00 ml/min
11/26/2024 1:30 PM	40:00	7.50 pH	18.81 °C	1,466.2 µS/cm	0.86 mg/L	4.94 NTU	-40.7 mV	53.70 ft	0.74 PSU	400.00 ml/min
11/26/2024 1:35 PM	45:00	7.50 pH	18.86 °C	1,469.5 µS/cm	0.77 mg/L	4.69 NTU	-46.1 mV	53.75 ft	0.75 PSU	400.00 ml/min
11/26/2024 1:40 PM	50:00	7.50 pH	18.81 °C	1,470.2 µS/cm	0.72 mg/L	4.54 NTU	-48.5 mV	53.75 ft	0.75 PSU	400.00 ml/min

Samples

Sample ID:	Description:

Created using VuSitu from In-Situ, Inc.

Calibration Form

Site Name: Bowen AP

Field Instrumentation Calibration Form

Date: 11.26.2024

Calibrated By: Sawyer Hawkes

Field Conditions: cloudy, 50/63

Instrument	Manufactuer/ Model	Serial Number
Water Quality Meter	AquaTroll 400	850762
Turbidity Meter	LaMotte 2020	2068-0320

Calibration Standard Information				
Parameter	**Standard**	**Lot #**	**Date of Expiration**	**Brand**
Specific Conductance (µS/cm)	4,490	24010943	05/2025	Atlanta Instrument Rental, Inc.
pH (SU)	4.00	24010943	05/2025	Atlanta Instrument Rental, Inc.
pH (SU)	7.00	24008587	06/2025	Atlanta Instrument Rental, Inc.
pH (SU)	10.00	24004996	06/2025	Atlanta Instrument Rental, Inc.
D.O. (%)	N/A	24010943	05/2025	Atlanta Instrument Rental, Inc.
ORP (mV)	228.0	24011792	06/2025	Atlanta Instrument Rental, Inc.

Calibration					
Time Start	11:41	**Time Finish**	11:51		
Parameter	**Standard**	**Calibration Value**	**Calibration Solution Temperature (°C)**	**Acceptance Criteria**	**Reference**
D.O. (%)	N/A	94.46	17.07	± 10%	NA
Specific Conductance (µS/cm)	4,490	4021.3	17.16	± 10% of standard	EPA 2023
pH (SU)	4.00	4.06	17.25	± 0.1	GWMP
pH (SU)	7.00	7.06	17.07	± 0.1	GWMP
pH (SU)	10.00	10.08	17.06	± 0.1	GWMP
ORP (mV)	228.0	242.7	17.12	± 10	EPA 2023

	Standard	**Calibration Value**	**Acceptance Criteria**	**Reference**
Turbidity (NTU)	0.00	0.10	± 10% of standard	EPA 2023
	1.00	0.91		
	10.00	9.09		

Calibration Check					
Time Start	13:48	**Time Finish**	13:52		
Parameter	**Standard**	**Calibration Value**	**Calibration Solution Temperature (°C)**	**Acceptance Criteria**	**Reference**
Specific Conductance (µS/cm)	4,490	108.54	19.42	± 10% of standard	EPA 2023
pH (SU)	4.00	4.09	19.39	± 0.1	GWMP
pH (SU)	7.00	7.23	19.32	± 0.1	GWMP
pH (SU)	10.00	10.22	19.17	± 0.1	GWMP

	Standard	**Calibration Value**	**Acceptance Criteria**	**Reference**
Turbidity (NTU)	0.00	0.02	± 10% of standard	EPA 2023
	1.00	0.85		
	10.00	8.16		

Notes:

APPENDIX D

Certified Well Survey Data

Well ID	Casing Northing	Casing Easting	Top of Casing Elevation	Nail or Pad Northing	Nail or Pad Easting	Nail or Pad Elevation	Description
BGWC-53D	1504685.89	2064247.38	674.58	1504686.06	2064249.42	671.46	NAIL
Benchmark	Northing	Easting	Elevation				
BM-B1	1504573.79	2067395.89	717.78				

SURVEY DATA CERTIFICATION FOR SOUTHERN COMPANY TO DETERMINE NORTHING, EASTING, AND VERTICAL ELEVATION OF THE NAIL IN THE CONCRETE PAD & THE PVC WELL CASING. DATE OF FIELD SURVEY & INSPECTION: 11/25/2024. FIELD SURVEY POSITIONAL TOLERANCE=0.5 FEET HORIZONTAL-NAD'83, 0.01 VERTICAL-NAVD '88. EQUIPMENT USED FOR HORIZONTAL LOCATION: TRIMBLE R10 RTK GPS & TRIMBLE S5 ROBOTIC TOTAL STATION. THE VERTICAL LOCATION OF EACH SURVEYED POINT WAS ESTABLISHED BASED UPON LEVEL RUNS WITH A DIGITAL LEVEL LOOP FROM VERTICAL CONTROL ESTABLISHED BY ON-SITE BENCHMARK BM-B1 SET BY GEL SOLUTIONS USING A TRIMBLE DINI LEVEL



11/26/2024



COA - LS003119
Exp. 06/30/2025

Prepared for



Georgia Power Company
241 Ralph McGill Blvd NE
Atlanta, Georgia 30308

ASH POND MONITORING WELL CERTIFICATION REPORT – ADDENDUM No. 9

PLANT BOWEN ASH POND 1 (AP-1)

Prepared by



engineers | scientists | innovators

1255 Roberts Boulevard, Suite 200
Kennesaw, Georgia 30144

Project Number GW6581H

January 2025

Georgia Power

CERTIFICATION PAGE

I hereby certify that this *Well Design, Installation, and Development Report – Addendum No. 9, Plant Bowen Ash Pond 1 (AP-1)* has been prepared by, or under the direct supervision of, a Qualified Groundwater Scientist with Geosyntec Consultants, Inc. and is in compliance with the United States Environmental Protection Agency Coal Combustion Residual Rule [40 Code of Federal Regulations 257 Subpart D], specifically §257.91(e)(1), and the Georgia Environmental Protection Division Rules for Solid Waste Management 391-3-4-.10.

According to 391-3-4-.01, a Qualified Groundwater Scientist is "a professional engineer or geologist registered to practice in Georgia who has received a baccalaureate or post-graduate degree in the natural sciences or engineering and has sufficient training and experience in groundwater hydrology and related fields that enable individuals to make sound professional judgments regarding groundwater monitoring, contaminant fate and transport, and corrective action."



Martin Crook P.G.
Georgia Registered Professional Geologist No. 2316
Project Manager
Geosyntec Consultants

January 24, 2025
Date

Geosyntec consultants

TABLE OF CONTENTS

1. INTRODUCTION 1

2. DRILLING AND WELL INSTALLATION 2
   - 2.1 Drilling Method 2
   - 2.2 Screened Interval 2
   - 2.3 Well Casings and Screens 3
   - 2.4 Well Intake Design 3
   - 2.5 Filter Pack 3
   - 2.6 Annular Seal 4
   - 2.7 Cap and Protective Casing 4

3. WELL DEVELOPMENT 5

4. SURVEY 6

5. REFERENCES 7

LIST OF TABLES

Table 1 Summary of Well Construction Details

LIST OF FIGURES

Figure 1 Monitoring Well Network Map

LIST OF APPENDICES

Appendix A Well Driller Performance Bond
Appendix B Boring and Well Construction Logs
Appendix C Well Development and Equipment Calibration Forms
Appendix D Certified Well Survey Data

LIST OF ACRONYMS

AP	Ash Pond
ASTM	American Society for Testing and Materials
CCR	coal combustion residual
CFR	Code of Federal Regulations
CFS	Civil Field Services
DO	dissolved oxygen
GA EPD	Georgia Environmental Protection Division
Georgia Power	Georgia Power Company
Geosyntec	Geosyntec Consultants, Inc.
NAD	North America Datum
NAVD88	North American Vertical Datum of 1988
NSF	National Sanitation Foundation
ORP	oxygen reduction potential
PG	professional geologist
PVC	polyvinyl chloride
Resolute	Resolute Environmental & Water Resources Consulting, LLC
TOC	top of casing
USEPA	United States Environmental Protection Agency

1. INTRODUCTION

This report provides details regarding the design, installation, and development of one injection well (INW-01) and three performance monitoring wells (PT-04, PT-05, and PT-06), installed in November 2024 to support planned pre-design investigation activities at Georgia Power Company (Georgia Power) Plant Bowen (Site) Ash Pond 1 (AP-1). This report was prepared as an addendum to previously issued well certification reports prepared for the Site (Anchor QEA, 2017; Geosyntec, 2019, 2020a, 2020b, 2021a, 2021b, 2022, 2024a and 2024b), and meets the requirements promulgated in the United States Environmental Protection Agency (USEPA) coal combustion residual (CCR) rule [40 Code of Federal Regulations (CFR) Part 257, Subpart D], specifically 40 CFR §257.91(e)(1) and Georgia Environmental Protection Division (GA EPD) Rules for Solid Waste Management 391-3-4-.10.

Plant Bowen is a four-unit, coal-fired, electric-generating facility located nine miles southwest of Cartersville in Bartow County, Georgia. The current groundwater monitoring system at AP-1 includes a network of detection monitoring wells, assessment monitoring wells, and piezometers. The locations of these wells and piezometers are shown on **Figure 1**.

2. DRILLING AND WELL INSTALLATION

Well installation and development activities were performed according to accepted industry standards and following guidelines within the *Manual for Groundwater Monitoring* (GA EPD, 1991). Soil borings, well installation and surface completion activities were performed by Cascade Drilling, Inc. of Aiken, South Carolina. In accordance with the Georgia Water Well Standards Act, the drillers were required to have an insurance bond on file with the State of Georgia at the time of drilling. A copy of these bonds is provided in **Appendix A**. A geologist under the supervision of a professional geologist (PG) registered to practice in the State of Georgia, both of whom are employed with Geosyntec Consultants, Inc. (Geosyntec), documented the drilling and installation efforts to record observations, soil and rock descriptions, subsurface stratigraphy, water elevations, and other field activities. Well development was completed by Resolute Environmental & Water Resources Consulting, LLC (Resolute).

The locations of the new wells are shown on **Figure 1**. Well construction details are provided in **Table 1**; boring and well construction logs are included in **Appendix B**.

2.1 Drilling Method

Soil borings were advanced using rotosonic drilling techniques with continuous core collection. A Terra Sonic compact crawler size track mounted rig with a 6-inch sonic drill rod was used to install the wells.

Care was taken so that the drilling methods minimized the disturbance of subsurface materials and did not introduce contamination of the groundwater from surface activities. The drilling equipment was cleaned prior to drilling and between locations.

2.2 Screened Interval

Details regarding the well screen intervals are provided in **Table 1**. Wells are screened in the upper portion of the limestone bedrock unit with INW-01 screened from approximately 662.21 to 647.21 feet [referenced to the North American Vertical Data of 1988 (NAVD88)]. Screened elevations across the rest of the new wells range from approximately 657.75 to 646.54 feet. All wells are constructed with 10 feet of well screen except for INW-01, which is constructed with 15 feet of well screen.

2.3 Well Casings and Screens

The wells were constructed of 2-inch inner diameter Schedule 40 PVC casing with flush-threaded fittings. INW-01 was installed with a 15-foot nominal pre-packed dual-wall well screen with 0.010-inch slots. The rest of the wells were installed with a 10-foot nominal pre-packed dual-wall well screen with 0.010-inch slots. The casings and screens arrived pre-cleaned and packaged by the manufacturer. Well construction materials are sufficiently durable to resist chemical and physical degradation and not interfere with the quality of groundwater samples. Casing and screens are flush-threaded. Solvent or glue was not used to construct the wells. A 4-inch long threaded bottom cap was attached to the bottom of the screen. The PVC products used were American Society for Testing and Materials (ASTM) and National Sanitation Foundation (NSF) rated. Well screen interval details are provided in **Table 1**.

2.4 Well Intake Design

Wells were designed and constructed to: (1) allow sufficient groundwater flow to the well for sampling; (2) minimize the passage of formation materials (turbidity) into the wells; and (3) ensure sufficient structural integrity to prevent collapse of the wells. In addition to using a pre-packed dual-wall screen, the annular space between the face of the formation and the outer screen was filled to minimize passage of formation materials into the wells. A filter pack of clean, well-rounded, quartz sand was installed in each well. The 0.01-inch slot size was selected to minimize the inflow of formation material without impairing influent groundwater flow.

2.5 Filter Pack

Highly Pure Quartzite of Southern Products & Silica Co. silica sand filter pack was used as the appropriate gradation for all wells. Highly Pure Quartzite meets the ASTM D5092 uniformity coefficient specification of 2.5 or less, with a uniformity coefficient of 1.6.

Filter pack material was placed within the pre-packed dual-wall well screens and in the annular space between the outside of the pre-pack screen and borehole wall to ensure an adequate thickness of filter pack material between the well and the formation. Placement of the filter pack between the borehole wall and PVC was done via gravity-pouring. Filter pack material placed in the annular space outside of the well screen extended a minimum of 2 feet above the top of screen. No bridging occurred during filter pack placement.

Upon placement of the filter pack, each well was pumped with a submersible pump to assure settlement of the filter pack. The top of filter pack depth was measured following

pumping to ensure appropriate extension of filter sand above the screen. The depth of top of filter pack was measured and recorded on the well construction logs provided in **Appendix B**.

2.6 Annular Seal

A minimum of two feet of bentonite pellets were placed immediately above the filter pack by gravity-pouring into the annular space and hydrated per manufacture's specifications. A tremie pipe was used to probe the annular space to ensure that no bridging occurred. The bentonite was hydrated with groundwater for a duration meeting or exceeding the manufacture's specifications prior to grouting the remaining annulus.

The annulus above the bentonite seal was filled with hydrated bentonite (3/8-inch bentonite pellets) to the top of the water level within the borehole. A tremie pipe was used to probe the annular space to ensure that no bridging occurred. The annulus above the hydrated bentonite was grouted with bentonite grout placed via tremie pipe. During grouting, care was taken to assure that the hydrated bentonite was not disturbed by locating the base of the tremie pipe approximately 2 feet above the hydrated bentonite and injecting grout at low pressure/velocity. A cement apron 2-feet by 2-feet by 4-inches was poured around each well. The pad is mounded slightly outward to direct surface drainage away from the well.

2.7 Cap and Protective Casing

PT-04 through PT-06 and INW-01 were installed with flush-mounted well vaults and watertight flush-mounted well covers. The wells were clearly marked with the proper well identification number on a secured aluminum well tag on the manhole covers.

Construction details are documented on the well construction logs provided in **Appendix B**.

3. WELL DEVELOPMENT

Resolute developed the new wells in November 2024 using a combination of surging and pumping to (1) restore the natural hydraulic conductivity of the formation, and (2) to remove fine-grained sediment to ensure low-turbidity groundwater samples. Wells were alternately surged and purged until visually clear of particulates. Turbidity, pH, temperature, conductivity, oxidation-reduction potential (ORP), and dissolved oxygen (DO) measurements were recorded to ensure that each well was fully developed, and field parameters were stabilized following low-flow sampling procedures in accordance with the approved Groundwater Monitoring Plan for Plant Bowen Ash Pond 1 (AP-1) Closure (Geosyntec, 2021c). The well development forms are included in **Appendix C**.

All equipment and tubing placed in the well was decontaminated or disposed of between wells.

4. SURVEY

Upon completion of the well installation, the horizontal locations and vertical elevations were surveyed by a Georgia-licensed surveyor. The top of the PVC well casing [top of casing (TOC) elevation] and the survey pin installed at each well pad were surveyed to within 0.5-foot horizontal accuracy and to 0.01-foot vertical accuracy. The horizontal location (i.e., northings and eastings) was recorded in feet relative to the North America Datum of 1983 (NAD) with the vertical elevation recorded in feet relative to the North American Vertical Datum of 1988. Certified survey data are provided in the well construction table (**Table 1**). A copy of the certified well survey data for the new wells is provided in **Appendix D**.

5. REFERENCES

Anchor QEA. 2017. *Ash Pond Monitoring Well Certification Report*, October 2017.

Georgia Environmental Protection Division (GA EPD), Georgia Department of Natural Resources, 1991. *Manual for Groundwater Monitoring*. September 1991.

Geosyntec Consultants. 2019. *Ash Pond Monitoring Well Certification Report - Addendum*, June 2019.

Geosyntec Consultants. 2020a. *Ash Pond Monitoring Well Certification Report – Addendum No. 2*, January 2020.

Geosyntec Consultants. 2020b. *Ash Pond Monitoring Well Certification Report – Addendum No. 3*, July 2020.

Geosyntec Consultants. 2021a. *Ash Pond Monitoring Well Certification Report – Addendum No. 4*, March 2021.

Geosyntec Consultants. 2021b. *Ash Pond Monitoring Well Certification Report* – Addendum No. 5, May 2021.

Geosyntec Consultants, 2021c. Groundwater Monitoring Plan, Plant Bowen Ash Pond 1 (AP-1) Closure, Bartow County, Georgia, for Georgia Power. July 2021.

Geosyntec Consultants. 2022. *Ash Pond Monitoring Well Certification Report* – Addendum No. 6, June 2022.

Geosyntec Consultants. 2024a. *Ash Pond Monitoring Well Certification Report* – Addendum No. 7, January 2024.

Geosyntec Consultants. 2024b. *Ash Pond Monitoring Well Certification Report* – Addendum No. 8, January 2024.

TABLE

Table 1
Summary of Well Construction Details
Plant Bowen AP-1, Bartow County, Georgia

Well ID	Purpose	Well Completion	Installation Date	Northing [1]	Easting [1]	Ground Surface Elevation (ft NAVD88) [2]	Top of Casing Elevation (ft NAVD88)	Top of Screen Elevation (ft NAVD88)	Bottom of Screen Elevation (ft NAVD88)	Well Depth (ft bgs)
INW-01	Injection Well	Flush Mount	11/13/24	1501330.79	2064346.11	692.19	691.83	662.21	647.21	45.28
PT-04	Performance Monitoring Well	Flush Mount	11/13/24	1501327.52	2064340.94	692.06	691.68	657.10	647.10	45.26
PT-05	Performance Monitoring Well	Flush Mount	11/13/24	1501344.14	2064338.76	691.80	691.43	656.54	646.54	45.56
PT-06	Performance Monitoring Well	Flush Mount	11/13/24	1501340.00	2064330.08	691.78	691.31	657.75	647.75	44.33

Notes:
ft bgs = feet below ground surface.
(1) Coordinates in North American Datum (NAD) 1983, State Plane, Georgia-West, feet. Survey completed by GEL Solutions and certified on November 26, 2024.
(2) Vertical elevations are referenced to the North American Vertical Datum (NAVD) of 1988. Ground surface elevation defined at the survey nail installed within the well pad.
(3) Total well depth accounts for 0.3-feet sump.

FIGURE

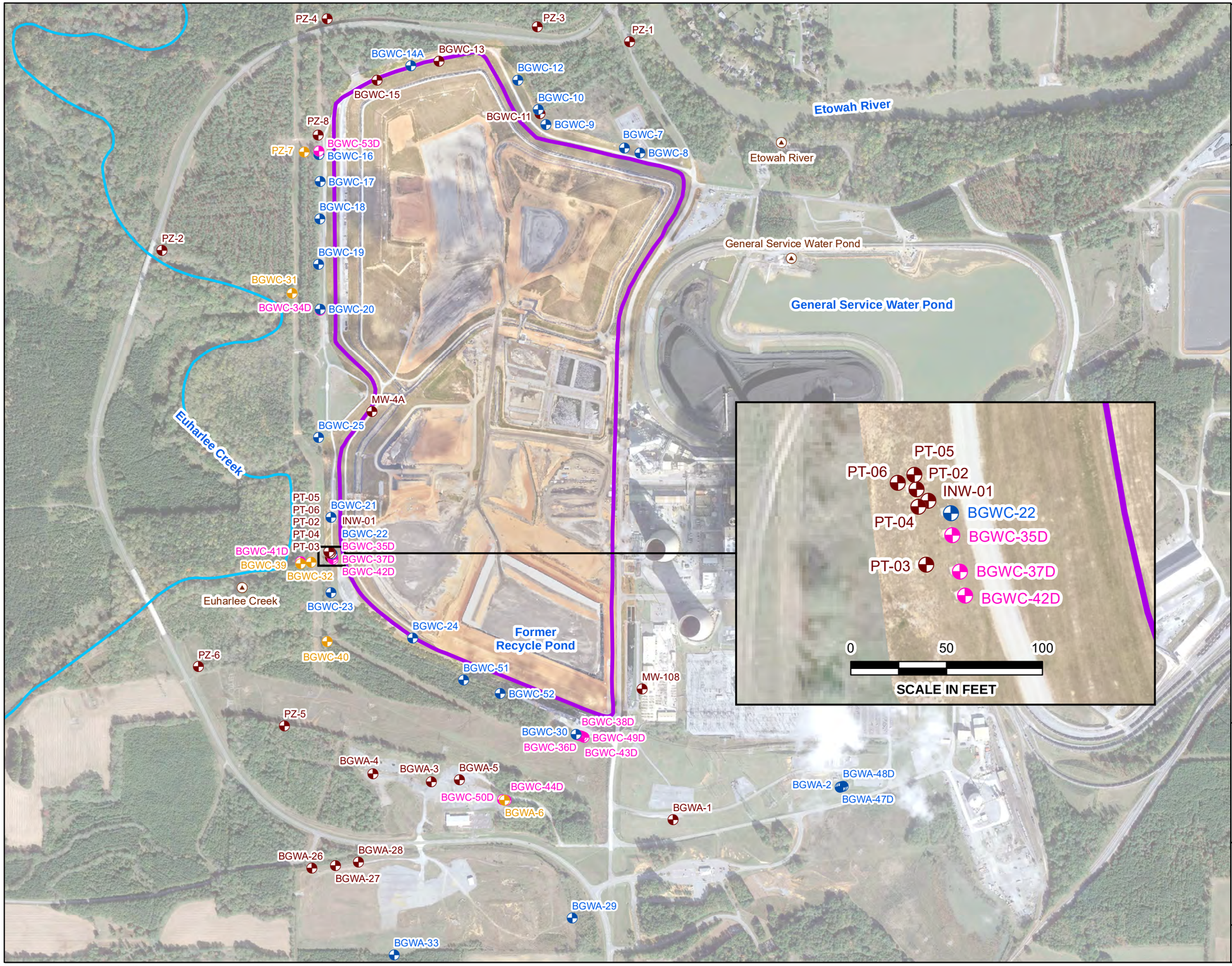

N

LEGEND

- Detection Monitoring Well
- Horizontal Assessment Monitoring Well
- Vertical Assessment Monitoring Well
- Piezometer
- Surface Water Transducer
- Euharlee Creek
- Approximate AP-1 Boundary

Notes:
1. All wells and piezometers presented are screeened within the weathered fractured bedrock.
2. Piezometers INW-01, and PT-02 through PT-06 were installed in support of pre-design investigation activities and are not included in the monitoring well network.
3. Aerial photograph source: Google Earth Pro, November 2019 and Georgia Power Company, August 2024.

0 400 800 1,600 Feet

MONITORING WELL NETWORK MAP

GEORGIA POWER COMPANY
PLANT BOWEN AP-1
BARTOW COUNTY, GEORGIA

Prepared For: Georgia Power

Prepared By: Geosyntec consultants

KENNESAW, GA | JANUARY 2025

FIGURE 1

APPENDIX A

Well Driller Performance Bond

CONTINUATION
CERTIFICATE

Atlantic Specialty Insurance Company , Surety upon

a certain Bond No. 800033976

dated effective September 27, 2017
(MONTH-DAY-YEAR)

on behalf of Ricky Davis / Cascade Drilling, L.P.
(PRINCIPAL)

and in favor of Department of Natural Resources, State of Georgia
(OBLIGEE)

does hereby continue said bond in force for the further period

beginning on June 30, 2023
(MONTH-DAY-YEAR)

and ending on June 30, 2025
(MONTH-DAY-YEAR)

Amount of bond Thirty Thousand and 00/100 Dollars ($30,000.00)

Description of bond Performance Bond for Water Well Contractors

Premium:

PROVIDED: That this continuation certificate does not create a new obligation and is executed upon the express condition and provision that the Surety's liability under said bond and this and all Continuation Certificates issued in connection therewith shall not be cumulative and that the said Surety's aggregate liability under said bond and this and all such Continuation Certificates on account of all defaults committed during the period (regardless of the number of years) said bond had been and shall be in force, shall not in any event exceed the amount of said bond as hereinbefore set forth.

Signed and dated on April 13, 2023
(MONTH-DAY-YEAR)

Atlantic Specialty Insurance Company

By _____
ATTORNEY-IN-FACT Carlos A. Albelo

intact INSURANCE

Power of Attorney

KNOW ALL MEN BY THESE PRESENTS, that ATLANTIC SPECIALTY INSURANCE COMPANY, a New York corporation with its principal office in Plymouth, Minnesota, does hereby constitute and appoint: **Megan Sivley, Melissa Haddick, Sandra Parker, Orlando Aguirre, Stacy Killebrew, Carlos A. Albelo**, each individually if there be more than one named, its true and lawful Attorney-in-Fact, to make, execute, seal and deliver, for and on its behalf as surety, any and all bonds, recognizances, contracts of indemnity, and all other writings obligatory in the nature thereof; provided that no bond or undertaking executed under this authority shall exceed in amount the sum of: **unlimited** and the execution of such bonds, recognizances, contracts of indemnity, and all other writings obligatory in the nature thereof in pursuance of these presents, shall be as binding upon said Company as if they had been fully signed by an authorized officer of the Company and sealed with the Company seal. This Power of Attorney is made and executed by authority of the following resolutions adopted by the Board of Directors of ATLANTIC SPECIALTY INSURANCE COMPANY on the twenty-fifth day of September, 2012:

Resolved: That the President, any Senior Vice President or Vice-President (each an "Authorized Officer") may execute for and in behalf of the Company any and all bonds, recognizances, contracts of indemnity, and all other writings obligatory in the nature thereof, and affix the seal of the Company thereto; and that the Authorized Officer may appoint and authorize an Attorney-in-Fact to execute on behalf of the Company any and all such instruments and to affix the Company seal thereto; and that the Authorized Officer may at any time remove any such Attorney-in-Fact and revoke all power and authority given to any such Attorney-in-Fact.

Resolved: That the Attorney-in-Fact may be given full power and authority to execute for and in the name and on behalf of the Company any and all bonds, recognizances, contracts of indemnity, and all other writings obligatory in the nature thereof, and any such instrument executed by any such Attorney-in-Fact shall be as binding upon the Company as if signed and sealed by an Authorized Officer and, further, the Attorney-in-Fact is hereby authorized to verify any affidavit required to be attached to bonds, recognizances, contracts of indemnity, and all other writings obligatory in the nature thereof.

This power of attorney is signed and sealed by facsimile under the authority of the following Resolution adopted by the Board of Directors of ATLANTIC SPECIALTY INSURANCE COMPANY on the twenty-fifth day of September, 2012:

Resolved: That the signature of an Authorized Officer, the signature of the Secretary or the Assistant Secretary, and the Company seal may be affixed by facsimile to any power of attorney or to any certificate relating thereto appointing an Attorney-in-Fact for purposes only of executing and sealing any bond, undertaking, recognizance or other written obligation in the nature thereof, and any such signature and seal where so used, being hereby adopted by the Company as the original signature of such officer and the original seal of the Company, to be valid and binding upon the Company with the same force and effect as though manually affixed.

IN WITNESS WHEREOF, ATLANTIC SPECIALTY INSURANCE COMPANY has caused these presents to be signed by an Authorized Officer and the seal of the Company to be affixed this first day of January, 2023.

ATLANTIC SPECIALTY INSURANCE COMPANY CORPORATE SEAL 1986 NEW YORK

By _____
Sarah A. Kolar, General Counsel

STATE OF MINNESOTA
HENNEPIN COUNTY

On this first day of January, 2023, before me personally came Sarah A. Kolar, General Counsel of ATLANTIC SPECIALTY INSURANCE COMPANY, to me personally known to be the individual and officer described in and who executed the preceding instrument, and she acknowledged the execution of the same, and being by me duly sworn, that she is the said officer of the Company aforesaid, and that the seal affixed to the preceding instrument is the seal of said Company and that the said seal and the signature as such officer was duly affixed and subscribed to the said instrument by the authority and at the direction of the Company.

ALISON DWAN NASH-TROUT
NOTARY PUBLIC - MINNESOTA
My Commission Expires
January 31, 2026

_____
Notary Public

I, the undersigned, Secretary of ATLANTIC SPECIALTY INSURANCE COMPANY, a New York Corporation, do hereby certify that the foregoing power of attorney is in full force and has not been revoked, and the resolutions set forth above are now in force.

Signed and sealed. Dated 13th day of April, 2023.

ATLANTIC SPECIALTY INSURANCE COMPANY CORPORATE SEAL 1986 NEW YORK

This Power of Attorney expires
January 31, 2025

_____
Kara Barrow, Secretary

Please direct bond verifications to surety@intactinsurance.com

APPENDIX B

Boring and Well Construction Logs

Geosyntec consultants
engineers | scientists | innovators

INW-01

CLIENT Southern Company Services
PROJECT NAME Plant Bowen Pilot Study
PROJECT NUMBER GW6581H
PROJECT LOCATION Euharlee, Georgia
DATE STARTED 11/4/2024 **COMPLETED** 11/13/2024
NORTHING 1501330.79 ft **EASTING** 2064346.11 ft
DRILLER Cascade Drilling
GROUND ELEVATION 692.19 ft **BORING DIAMETER** 6 in.
DRILLING METHOD Sonic
TOP OF CASING ELEVATION 691.83 ft
SAMPLING METHOD Continuous Core
GEOPHYSICAL CONTRACTOR ---
RIG TYPE Terrasonic CC
LOGGED BY T. Kessler **CHECKED BY** M. Crook

DEPTH (ft)	SAMPLE TYPE NUMBER	REMARKS	GRAPHIC LOG	MATERIAL DESCRIPTION	CONSTRUCTION DIAGRAM
0				(0') Silty CLAY (CL-ML); strong brown (7.5YR 5/6) with red (5YR 4/6) and white (5YR 8/1) mottling throughout, moist, medium to low plasticity, trace fine round sand.	Flush-mount well cover set in concrete
				(3') Trace angular chert gravel.	
5	DP			(5') Trace angular chert gravel.	
					2" Sch 40 PVC Riser
10					
				(10') Silty CLAY (CL-ML); yellowish-brown (10YR 5/8) with some white (5Y 4/6) mottling throughout, moist, medium to low plasticity, trace fine rounded sand throughout.	Approx. 119 gallon of Aquaguard Bentonite Grout
15	DP				
				(16') Trace white (5Y 8/1) angular schist gravel from 16-18 ft bgs.	
20					
				(20') Silty CLAY with gravel (CL-ML); strong brown (7.5YR 4/6), wet, medium plasticity, medium to fine subrounded to subangular sand throughout, abundant heavily weathered dolostone/dolomitic limestone gravel throughout.	Approx. 5 gallon of uncoated 3/8" Bentonite Pellets
25	DP	Dolomitic limestone fragments 1 mm thick x 5-20 mm plates, shows very heavy weathering (PWR); rod resistance from 20-31.8 feet bgs			
30					Approx. 33 gallon of #1 Silica Well Pack Sand
				(30') DOLOMITIC LIMESTONE; medium gray (N/5), broken into medium to large angular gravel throughout, abundant white (N/9) calcite veins and HCl reactive throughout.	2" Sch 40 PVC Slotted Screen (0.010")
35		Top of rock			

(Continued Next Page)

Geosyntec consultants
engineers | scientists | innovators

INW-01
PAGE 2 OF 2

CLIENT Southern Company Services **PROJECT NAME** Plant Bowen Pilot Study
PROJECT NUMBER GW6581H **PROJECT LOCATION** Euharlee, Georgia

DEPTH (ft)	SAMPLE TYPE NUMBER	REMARKS	GRAPHIC LOG	MATERIAL DESCRIPTION	CONSTRUCTION DIAGRAM
35	DP			(37') Trace iron staining from 37-40 ft bgs.	
40	DP			(40') Without staining.	
45					PVC End Cap

Bottom of borehole at 45.5 ft bgs.

Geosyntec consultants
engineers | scientists | innovators

PT-04

CLIENT Southern Company Services
PROJECT NAME Plant Bowen Pilot Study
PROJECT NUMBER GW6581H
PROJECT LOCATION Euharlee, Georgia
DATE STARTED 10/30/2024 **COMPLETED** 11/13/2024
NORTHING 1501327.52 ft **EASTING** 2064340.94 ft
DRILLER Cascade Drilling
GROUND ELEVATION 692.06 ft **BORING DIAMETER** 6 in.
DRILLING METHOD Sonic
TOP OF CASING ELEVATION 691.68 ft
SAMPLING METHOD Continuous Core
GEOPHYSICAL CONTRACTOR ---
RIG TYPE Terrasonic CC
LOGGED BY T. Kessler **CHECKED BY** M. Crook

DEPTH (ft)	SAMPLE TYPE NUMBER	REMARKS	GRAPHIC LOG	MATERIAL DESCRIPTION	CONSTRUCTION DIAGRAM
0				(0') Silty CLAY (CL-ML); strong brown (7.5YR 4/6) with trace white (5YR 8/1) and red (2.5YR 5/8) mottling throughout, dry to moist, medium to low plasticity, trace fine rounded sand, trace white (5YR 8/1) small to medium angular gravel (chert) throughout.	Flush-mount well cover set in concrete
				(2') Strong brown (7.5YR 5/6).	
5	DP				2" Sch 40 PVC Riser
					Approx. 18 gallon of Aquaguard Bentonite Grout
10				(10') Silty CLAY (CL-ML); reddish yellow (7.5YR 6/6) with some white (5YR 8/1) mottling throughout, moist, medium to low plasticity, trace fine rounded sand.	
					Approx. 32 gallon of uncoated 3/8" Bentonite Pellets
15	DP				
				(18') Trace angular medium to large sand.	
20				(20') Silty CLAY (CL-ML); reddish yellow (7.5YR 6/6), wet, low plasticity, abundant medium to fine sand, subrounded to subangular with abundant large medium gray (N/5) gravel at 28 ft bgs.	
25	DP				
		28-38 feet: 100 gallons, no water return		(27') Dark gray (10YR 4/1).	
				(28') DOLOMITIC LIMESTONE/DOLOSTONE; medium gray (N/5), hard, abundant white (N/9) calcite, very weak HCl reaction, wet.	
30				(29.5') Trace iron staining.	
				(30') DOLOMITIC LIMESTONE; medium gray (N/5), hard, some white (N/9) calcite throughout.	Approx. 9 gallon of uncoated 3/8" Bentonite Pellets
				(32') Broken into subangular gravel.	
35		Hard drilling from			

(Continued Next Page)

Geosyntec consultants
engineers | scientists | innovators

CLIENT Southern Company Services **PROJECT NAME** Plant Bowen Pilot Study
PROJECT NUMBER GW6581H **PROJECT LOCATION** Euharlee, Georgia

DEPTH (ft)	SAMPLE TYPE NUMBER	REMARKS	GRAPHIC LOG	MATERIAL DESCRIPTION	CONSTRUCTION DIAGRAM
35	DP	30-40 feet bgs, no water return 38-45.5 feet: 150 gallons, 20-30% return		(34.5') Iron staining on fracture face. (38') DOLOMITIC LIMESTONE; medium gray (N/5), hard, iron staining on fracture faces, abundant calcite (N/9) and HCl reactive throughout.	Approx. 25 gallon of #1 Silica Well Pack Sand
40	DP				2" Sch 40 PVC Slotted Screen (0.010")
45	DP	45.5-50 feet: 50 gallons, no water return; 60 gallons, 10% recovery (OD).		(45.5') Same as above.	PVC End Cap Approx. 5 gallon of uncoated 3/8" Bentonite Pellets
50				(49.5') Trace iron staining.	

Bottom of borehole at 50.1 ft bgs.

Geosyntec consultants
engineers | scientists | innovators

PT-05

CLIENT Southern Company Services
PROJECT NAME Plant Bowen Pilot Study
PROJECT NUMBER GW6581H
PROJECT LOCATION Euharlee, Georgia
DATE STARTED 11/12/2024 **COMPLETED** 11/13/2024
NORTHING 1501344.14 ft **EASTING** 2064338.76 ft
DRILLER Cascade Drilling
GROUND ELEVATION 691.80 ft **BORING DIAMETER** 6 in.
DRILLING METHOD Sonic
TOP OF CASING ELEVATION 691.43 ft
SAMPLING METHOD Continuous Core
GEOPHYSICAL CONTRACTOR ---
RIG TYPE Terrasonic CC
LOGGED BY A. Tomlinson **CHECKED BY** M. Crook

DEPTH (ft)	SAMPLE TYPE NUMBER	REMARKS	GRAPHIC LOG	MATERIAL DESCRIPTION	CONSTRUCTION DIAGRAM
0				(0') Silty CLAY (CL-ML); yellowish red (5YR 4/6) with trace dark red (2.5YR 3/6 mottling throughout, dry, medium to low plasticity.	Flush-mount well cover set in concrete
5	DP				
					2" Sch 40 PVC Riser
10				(10') Silty CLAY (CL-ML); strong brown (7.5YR 5/6), wet, medium plasticity, trace fine to medium sand.	Approx. 34 gallon of Aquaguard Bentonite Grout
15	DP			(15') Without sand.	
20				(17') Fat CLAY (CH); reddish yellow (7.5YR 7/8) with red mottling (2.5YR 5/8), wet becoming moist at bottom, high plasticity.	
				(20') LIMESTONE; grayish black (N/2), trace calcite throughout.	Approx. 19 gallon of uncoated 3/8" Bentonite Pellets
25	DP	No sample from 20-20.6 ft bgs Fell to 26.5 feet bgs with no resistance to top of rock, will only get 26.5-30 feet in sample			
				(27.5') Reddish yellow (2.5YR 5/8) clay, trace red (7.5YR 7/8) mottling, wet.	
30				(28.7') Subangular to subrounded gravel from 28.7-30 ft bgs.	
				(30') LIMESTONE; grayish black (N/2), subangular to subrounded gravel throughout, no staining, wet.	Approx. 3 gallon of uncoated 3/8" Bentonite Pellets
35					

(Continued Next Page)

Geosyntec consultants
engineers | scientists | innovators

PT-05

CLIENT Southern Company Services **PROJECT NAME** Plant Bowen Pilot Study

PROJECT NUMBER GW6581H **PROJECT LOCATION** Euharlee, Georgia

DEPTH (ft)	SAMPLE TYPE NUMBER	REMARKS	GRAPHIC LOG	MATERIAL DESCRIPTION	CONSTRUCTION DIAGRAM
35	DP				Approx. 24 gallon of #1 Silica Well Pack Sand
40				(39') Becoming more medium gray. (40') LIMESTONE; grayish black, subangular to subrounded gravel, no staining, wet.	2" Sch 40 PVC Slotted Screen (0.010")
45	DP				PVC End Cap

Bottom of borehole at 45.56 ft bgs.

Geosyntec consultants
engineers | scientists | innovators

PT-06

CLIENT Southern Company Services
PROJECT NAME Plant Bowen Pilot Study
PROJECT NUMBER GW6581H
PROJECT LOCATION Euharlee, Georgia
DATE STARTED 11/5/2024 **COMPLETED** 11/13/2024
NORTHING 1501340.00 ft **EASTING** 2064330.08 ft
DRILLER Cascade Drilling
GROUND ELEVATION 691.78 ft **BORING DIAMETER** 6 in.
DRILLING METHOD Sonic
TOP OF CASING ELEVATION 691.31 ft
SAMPLING METHOD Continuous Core
GEOPHYSICAL CONTRACTOR ---
RIG TYPE Terrasonic CC
LOGGED BY T. Kessler/A. Tomlinson **CHECKED BY** M. Crook

DEPTH (ft)	SAMPLE TYPE NUMBER	REMARKS	GRAPHIC LOG	MATERIAL DESCRIPTION
0				(0') Silty CLAY (CL-ML); strong brown (7.5YR N/8) with abundant white (7.5YR 4/8) mottling throughout, moist, medium plasticity, trace fine angular to rounded sand, trace angular chert fragments (small).
5	DP			(3') Strong brown (7.5YR 5/6).
10				(10') Silty CLAY (CL-ML); yellowish-brown (10YR 5/6) with trace white (10YR 8/1) mottling throughout, moist, medium plasticity, some medium to fine subrounded to subangular sand throughout.
15	DP	10-20 feet, solid rod drop 20-24.8 feet on overdrill		(14') Trace angular chert fragments.
20				(20') LIMESTONE; medium gray, broken into subangular gravel at top and toward bottom, hard, no iron staining, wet.
25	DP	~300 gallons of water used from 20-44 feet bgs		
30				(30') Broken into subrounded to subangular gravel, no iron staining.
35				

CONSTRUCTION DIAGRAM

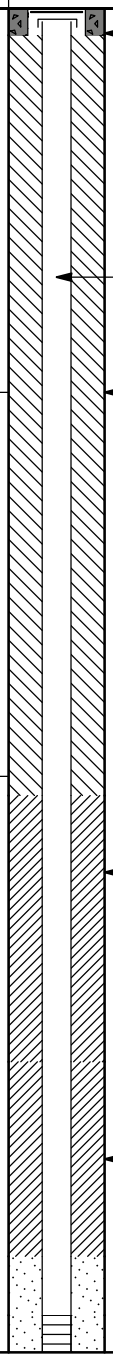

(Continued Next Page)

Geosyntec consultants
engineers | scientists | innovators

CLIENT Southern Company Services **PROJECT NAME** Plant Bowen Pilot Study
PROJECT NUMBER GW6581H **PROJECT LOCATION** Euharlee, Georgia

DEPTH (ft)	SAMPLE TYPE NUMBER	REMARKS	GRAPHIC LOG	MATERIAL DESCRIPTION	CONSTRUCTION DIAGRAM
35	DP			(40') Some calcite on fracture faces, no iron staining.	Approx. 21 gallon of #1 Silica Well Pack Sand
40	DP				2" Sch 40 PVC Slotted Screen (0.010")
45					PVC End Cap

Bottom of borehole at 45.0 ft bgs.

APPENDIX C

Well Development and Calibration Forms

Well Development Forms

Low-Flow Test Report:

Test Date / Time: 11/22/2024 10:16:13 AM
Project: Plant Bowen AP Development November 2024
Operator Name: Natalie Piparo

Location Name: INW-01 **Well Diameter: 2 in** **Casing Type: PVC** **Screen Length: 15 m** **Top of Screen: 29.94 m** **Total Depth: 44.94 ft** **Initial Depth to Water: 27.75 ft**	**Pump Type: GeoTech Reclaimer** **Tubing Type: LDPE** **Pump Intake From TOC: 37.44 ft** **Estimated Total Volume Pumped: 36000 ml** **Flow Cell Volume: 90 ml** **Final Flow Rate: 1200 ml/min** **Final Draw Down: 0.49 ft**	**Instrument Used: Aqua TROLL 400** **Serial Number: 1080297**

Test Notes:
Prepurged 770 L. Final Total Depth 44.92 ft.

Low-Flow Readings:

Date Time	Elapsed Time	pH	Temperature	Specific Conductivity	RDO Concentration	Turbidity	ORP	Depth to Water	Salinity	Flow
		+/- 0.1	+/- 1000 %	+/- 5 %	+/- 10 %	+/- 5	+/- 1000 %	+/- 0.3	+/- 1000	
11/22/2024 10:16 AM	00:00	6.73 pH	17.93 °C	3,211.6 µS/cm	0.36 mg/L	0.68 NTU	-14.8 mV	28.23 ft	1.70 PSU	1,200.0 ml/min
11/22/2024 10:21 AM	05:00	6.76 pH	17.94 °C	3,298.6 µS/cm	0.30 mg/L	1.18 NTU	-24.7 mV	28.22 ft	1.74 PSU	1,200.0 ml/min
11/22/2024 10:26 AM	10:00	6.78 pH	18.00 °C	3,304.9 µS/cm	0.25 mg/L	1.29 NTU	-21.0 mV	28.21 ft	1.75 PSU	1,200.0 ml/min
11/22/2024 10:31 AM	15:00	6.80 pH	17.84 °C	3,327.6 µS/cm	0.25 mg/L	1.08 NTU	-31.4 mV	28.24 ft	1.76 PSU	1,200.0 ml/min
11/22/2024 10:36 AM	20:00	6.81 pH	18.10 °C	3,332.3 µS/cm	0.25 mg/L	0.91 NTU	-33.7 mV	28.22 ft	1.76 PSU	1,200.0 ml/min
11/22/2024 10:41 AM	25:00	6.83 pH	17.76 °C	3,333.9 µS/cm	0.24 mg/L	0.66 NTU	-35.0 mV	28.23 ft	1.76 PSU	1,200.0 ml/min
11/22/2024 10:46 AM	30:00	6.84 pH	17.88 °C	3,333.9 µS/cm	0.24 mg/L	0.71 NTU	-36.1 mV	28.24 ft	1.76 PSU	1,200.0 ml/min

Samples

Sample ID:	Description:

Low-Flow Test Report:

Test Date / Time: 11/21/2024 12:29:57 PM
Project: Bowen AP Well Development November 2024
Operator Name: Sawyer Kovacs

Location Name: PT-04 **Well Diameter: 2 in** **Casing Type: PVC** **Screen Length: 10 ft** **Top of Screen: 32.63 ft** **Total Depth: 42.63 in** **Initial Depth to Water: 27.62 ft**	**Pump Type: GeoTech Reclaimer** **Tubing Type: LDPE** **Pump Intake From TOC: 37.63 ft** **Estimated Total Volume Pumped: 42000 ml** **Flow Cell Volume: 90 ml** **Final Flow Rate: 1050 ml/min** **Final Draw Down: 9.06 ft**	**Instrument Used: Aqua TROLL 400** **Serial Number: 1080297**

Test Notes:
Prepurged: 254 L. Total depth after development: 44.88'

Low-Flow Readings:

Date Time	Elapsed Time	pH	Temperature	Specific Conductivity	RDO Concentration	Turbidity	ORP	Depth to Water	Salinity	Flow
		+/- 0.1	+/- 1000 %	+/- 5 %	+/- 10 %	+/- 5	+/- 1000 %	+/- 0.3	+/- 1000 %	
11/21/2024 12:29 PM	00:00	6.94 pH	18.44 °C	3,036.3 µS/cm	0.68 mg/L	3.56 NTU	36.7 mV	37.04 ft	1.60 PSU	1,050.0 ml/min
11/21/2024 12:34 PM	05:00	6.92 pH	18.11 °C	3,047.3 µS/cm	0.39 mg/L	2.95 NTU	14.2 mV	36.70 ft	1.60 PSU	1,050.0 ml/min
11/21/2024 12:39 PM	10:00	6.93 pH	18.15 °C	3,079.7 µS/cm	0.43 mg/L	2.19 NTU	3.2 mV	36.72 ft	1.62 PSU	1,050.0 ml/min
11/21/2024 12:44 PM	15:00	6.94 pH	18.15 °C	3,086.8 µS/cm	0.41 mg/L	0.67 NTU	-1.5 mV	36.66 ft	1.63 PSU	1,050.0 ml/min
11/21/2024 12:49 PM	20:00	6.94 pH	18.20 °C	3,096.9 µS/cm	0.46 mg/L	0.54 NTU	-4.5 mV	36.65 ft	1.63 PSU	1,050.0 ml/min
11/21/2024 12:54 PM	25:00	6.95 pH	18.20 °C	3,105.4 µS/cm	0.42 mg/L	1.67 NTU	-6.5 mV	36.67 ft	1.64 PSU	1,050.0 ml/min
11/21/2024 12:59 PM	30:00	6.96 pH	18.27 °C	3,099.9 µS/cm	0.46 mg/L	1.00 NTU	-8.3 mV	36.67 ft	1.63 PSU	1,050.0 ml/min
11/21/2024 1:04 PM	35:00	6.96 pH	18.39 °C	3,104.9 µS/cm	0.51 mg/L	0.75 NTU	-9.2 mV	36.68 ft	1.64 PSU	1,050.0 ml/min
11/21/2024 1:09 PM	40:00	6.96 pH	18.37 °C	3,105.6 µS/cm	0.57 mg/L	0.67 NTU	-9.7 mV	36.68 ft	1.64 PSU	1,050.0 ml/min

Samples

Sample ID:	Description:

Low-Flow Test Report:

Test Date / Time: 11/22/2024 11:01:48 AM
Project: Plant Bowen AP Development November 2024
Operator Name: Jay Siewert

Location Name: PT-05 **Well Diameter: 2 in** **Casing Type: PVC** **Screen Length: 10 ft** **Top of Screen: 35.17 ft** **Total Depth: 45.17 ft** **Initial Depth to Water: 27.04 ft**	**Pump Type: GeoTech Reclaimer** **Tubing Type: LDPE** **Pump Intake From TOC: 40.17 ft** **Estimated Total Volume Pumped: 22000 ml** **Flow Cell Volume: 90 ml** **Final Flow Rate: 400 ml/min** **Final Draw Down: 4.71 ft**	**Instrument Used: Aqua TROLL 400** **Serial Number: 850762**

Test Notes:
Pre-purged 140 L. Total depth after development: 45.19'

Low-Flow Readings:

Date Time	Elapsed Time	pH	Temperature	Specific Conductivity	RDO Concentration	Turbidity	ORP	Depth to Water	Salinity	Flow
		+/- 0.1	+/- 1000	+/- 5 %	+/- 10 %	+/- 5	+/- 1000 %	+/- 0.3	+/- 10	
11/22/2024 11:01 AM	00:00	6.98 pH	17.66 °C	3,666.1 µS/cm	0.78 mg/L	2.38 NTU	169.4 mV	31.68 ft	1.95 PSU	400.00 ml/min
11/22/2024 11:06 AM	05:00	6.99 pH	17.57 °C	3,390.8 µS/cm	0.69 mg/L	1.23 NTU	154.8 mV	31.71 ft	1.80 PSU	400.00 ml/min
11/22/2024 11:11 AM	10:00	7.00 pH	17.88 °C	3,386.0 µS/cm	0.53 mg/L	0.38 NTU	149.5 mV	31.74 ft	1.79 PSU	400.00 ml/min
11/22/2024 11:16 AM	15:00	7.00 pH	17.92 °C	3,388.7 µS/cm	0.33 mg/L	0.26 NTU	139.4 mV	31.76 ft	1.79 PSU	400.00 ml/min
11/22/2024 11:21 AM	20:00	7.01 pH	17.88 °C	3,395.1 µS/cm	0.64 mg/L	0.28 NTU	126.8 mV	31.78 ft	1.80 PSU	400.00 ml/min
11/22/2024 11:26 AM	25:00	7.01 pH	17.95 °C	3,403.7 µS/cm	0.53 mg/L	0.80 NTU	124.4 mV	31.80 ft	1.80 PSU	400.00 ml/min
11/22/2024 11:31 AM	30:00	7.02 pH	17.70 °C	3,408.9 µS/cm	0.38 mg/L	0.20 NTU	116.5 mV	31.75 ft	1.81 PSU	400.00 ml/min
11/22/2024 11:36 AM	35:00	7.02 pH	18.01 °C	3,395.8 µS/cm	0.29 mg/L	0.29 NTU	108.8 mV	31.81 ft	1.80 PSU	400.00 ml/min
11/22/2024 11:41 AM	40:00	7.03 pH	17.57 °C	3,411.2 µS/cm	0.63 mg/L	0.12 NTU	96.9 mV	31.78 ft	1.81 PSU	400.00 ml/min
11/22/2024 11:46 AM	45:00	7.03 pH	18.23 °C	3,410.4 µS/cm	0.49 mg/L	0.24 NTU	95.0 mV	31.79 ft	1.81 PSU	400.00 ml/min
11/22/2024 11:51 AM	50:00	7.02 pH	17.98 °C	3,405.6 µS/cm	0.38 mg/L	0.24 NTU	89.4 mV	31.76 ft	1.80 PSU	400.00 ml/min
11/22/2024 11:56 AM	55:00	7.03 pH	18.16 °C	3,403.5 µS/cm	0.36 mg/L	0.12 NTU	83.2 mV	31.75 ft	1.80 PSU	400.00 ml/min

Samples

Sample ID:	Description:

Created using VuSitu from In-Situ, Inc.

Low-Flow Test Report:

Test Date / Time: 11/25/2024 3:40:19 PM
Project: Bowen AP Well Development November 2024
Operator Name: Sawyer Kovacs

Location Name: PT-06 **Well Diameter: 2 in** **Casing Type: PVC** **Screen Length: 10 ft** **Top of Screen: 33.8 ft** **Total Depth: 43.8 ft** **Initial Depth to Water: 27.45 ft**	**Pump Type: GeoTech Reclaimer** **Tubing Type: LDPE** **Pump Intake From TOC: 38.8 ft** **Estimated Total Volume Pumped: 4200 ml** **Flow Cell Volume: 90 ml** **Final Flow Rate: 120 ml/min** **Final Draw Down: 5.9 ft**	**Instrument Used: Aqua TROLL 400** **Serial Number: 850762**

Test Notes:
Prepurged: 65 L. Total depth after development 43.86'

Low-Flow Readings:

Date Time	Elapsed Time	pH	Temperature	Specific Conductivity	RDO Concentration	Turbidity	ORP	Depth to Water	Salinity	Flow
		+/- 0.1	+/- 1000 %	+/- 5 %	+/- 10 %	+/- 5	+/- 1000 %	+/- 0.3	+/- 1000 %	
11/25/2024 3:40 PM	00:00	7.01 pH	19.84 °C	4,217.0 µS/cm	7.76 mg/L	3.92 NTU	223.1 mV	33.10 ft	2.27 PSU	120.00 ml/min
11/25/2024 3:45 PM	05:00	7.02 pH	19.93 °C	4,248.7 µS/cm	4.34 mg/L	33.19 NTU	215.8 mV	33.10 ft	2.28 PSU	120.00 ml/min
11/25/2024 3:50 PM	10:00	7.00 pH	19.84 °C	4,240.6 µS/cm	3.84 mg/L	0.25 NTU	213.2 mV	33.30 ft	2.28 PSU	120.00 ml/min
11/25/2024 3:55 PM	15:00	7.00 pH	19.75 °C	4,245.0 µS/cm	3.83 mg/L	0.45 NTU	208.8 mV	33.35 ft	2.28 PSU	120.00 ml/min
11/25/2024 4:00 PM	20:00	7.00 pH	19.73 °C	4,242.4 µS/cm	3.49 mg/L	0.43 NTU	205.2 mV	33.35 ft	2.28 PSU	120.00 ml/min
11/25/2024 4:05 PM	25:00	7.00 pH	19.86 °C	4,245.5 µS/cm	3.29 mg/L	0.41 NTU	201.7 mV	33.38 ft	2.28 PSU	120.00 ml/min
11/25/2024 4:10 PM	30:00	7.00 pH	20.06 °C	4,240.3 µS/cm	3.20 mg/L	0.15 NTU	198.5 mV	33.38 ft	2.28 PSU	120.00 ml/min
11/25/2024 4:15 PM	35:00	7.01 pH	19.97 °C	4,240.1 µS/cm	3.10 mg/L	0.04 NTU	195.6 mV	33.35 ft	2.28 PSU	120.00 ml/min

Samples

Sample ID:	Description:

Calibration Forms

Site Name: Bowen AP

Field Instrumentation Calibration Form

Date: 11.21.2024

Calibrated By: Sawyer Kovacs

Field Conditions: Sunny 36/56

Instrument	Manufactuer/ Model	Serial Number
Water Quality Meter	AquaTroll 400	1080297
Turbidity Meter	LaMotte 2020	9453-4417

Calibration Standard Information				
Parameter	**Standard**	**Lot #**	**Date of Expiration**	**Brand**
Specific Conductance (µS/cm)	4,490	24010943	05/2025	Atlanta Instrument Rental, Inc.
pH (SU)	4.00	24010943	05/2025	Atlanta Instrument Rental, Inc.
pH (SU)	7.00	24008587	06/2025	Atlanta Instrument Rental, Inc.
pH (SU)	10.00	24004996	06/2025	Atlanta Instrument Rental, Inc.
D.O. (%)	N/A	24010943	05/2025	Atlanta Instrument Rental, Inc.
ORP (mV)	228.0	24011792	06/2025	Atlanta Instrument Rental, Inc.

Calibration					
Time Start	11:46	**Time Finish**	12:00		
Parameter	**Standard**	**Calibration Value**	**Calibration Solution Temperature (°C)**	**Acceptance Criteria**	**Reference**
D.O. (%)	N/A	99.96	11.93	± 10%	NA
Specific Conductance (µS/cm)	4,490	4583.3	12.06	± 10% of standard	EPA 2023
pH (SU)	4.00	4.01	12.20	± 0.1	GWMP
pH (SU)	7.00	7.08	11.20	± 0.1	GWMP
pH (SU)	10.00	10.14	10.67	± 0.1	GWMP
ORP (mV)	228.0	246.9	11.28	± 10	EPA 2023

	Standard	**Calibration Value**	**Acceptance Criteria**	**Reference**
Turbidity (NTU)	0.00	0.07	± 10% of standard	EPA 2023
	1.00	0.91		
	10.00	10.57		

Calibration Check					
Time Start	16:17	**Time Finish**	16:23		
Parameter	**Standard**	**Calibration Value**	**Calibration Solution Temperature (°C)**	**Acceptance Criteria**	**Reference**
Specific Conductance (µS/cm)	4,490	4529.8	13.05	± 10% of standard	EPA 2023
pH (SU)	4.00	4.05	13.07	± 0.1	GWMP
pH (SU)	7.00	7.05	13.30	± 0.1	GWMP
pH (SU)	10.00	10.14	13.53	± 0.1	GWMP

	Standard	**Calibration Value**	**Acceptance Criteria**	**Reference**
Turbidity (NTU)	0.00	0.03	± 10% of standard	EPA 2023
	1.00	1.18		
	10.00	9.36		

Notes:

Site Name: Bowen AP

Field Instrumentation Calibration Form

Date: 11-22-2024

Calibrated By: Sawyer Kovacs, Natalie Piparo

Field Conditions: Sunny, 36/52

Instrument	Manufactuer/ Model	Serial Number
Water Quality Meter	AquaTroll 400	~~9453-4417~~ 1080297
Turbidity Meter	LaMotte 2020	~~1080297~~ 9453-4417

Calibration Standard Information				
Parameter	**Standard**	**Lot #**	**Date of Expiration**	**Brand**
Specific Conductance (µS/cm)	4,490	24010943	05/2025	Atlanta Instrument Rental, Inc.
pH (SU)	4.00	24010943	05/2025	Atlanta Instrument Rental, Inc.
pH (SU)	7.00	24008587	06/2025	Atlanta Instrument Rental, Inc.
pH (SU)	10.00	24004996	06/2025	Atlanta Instrument Rental, Inc.
D.O. (%)	N/A	24010943	05/2025	Atlanta Instrument Rental, Inc.
ORP (mV)	228.0	24011792	06/2025	Atlanta Instrument Rental, Inc.

Calibration					
Time Start	09:27	**Time Finish**	09:44		
Parameter	**Standard**	**Calibration Value**	**Calibration Solution Temperature (°C)**	**Acceptance Criteria**	**Reference**
D.O. (%)	N/A	98.75	6.33	± 10%	NA
Specific Conductance (µS/cm)	4,490	4354.4	6.34	± 10% of standard	EPA 2023
pH (SU)	4.00	4.02	6.38	± 0.1	GWMP
pH (SU)	7.00	7.02	6.14	± 0.1	GWMP
pH (SU)	10.00	10.21	6.13	± 0.1	GWMP
ORP (mV)	228.0	229.7	5.64	± 10	EPA 2023

	Standard	Calibration Value	Acceptance Criteria	Reference
Turbidity (NTU)	0.00	0.00	± 10% of standard	EPA 2023
	1.00	1.01		
	10.00	10.25		

Calibration Check					
Time Start	14:46	**Time Finish**	14:54		
Parameter	**Standard**	**Calibration Value**	**Calibration Solution Temperature (°C)**	**Acceptance Criteria**	**Reference**
Specific Conductance (µS/cm)	4,490	4519.7	14.62	± 10% of standard	EPA 2023
pH (SU)	4.00	4.15	10.82	± 0.1	GWMP
pH (SU)	7.00	7.30	11.79	± 0.1	GWMP
pH (SU)	10.00	10.30	12.98	± 0.1	GWMP

	Standard	Calibration Value	Acceptance Criteria	Reference
Turbidity (NTU)	0.00	0.20	± 10% of standard	EPA 2023
	1.00	0.85		
	10.00	9.72		

Notes:

Site Name: ~~Jay Sizemore~~ Plant Boone AP **Field Instrumentation Calibration Form** Date: 11/22/24

Calibrated By: ~~850762~~ Jay Sizemore Field Conditions: 48°/36°

Instrument	Manufactuer/ Model	Serial Number
Water Quality Meter	AquaTroll 400	850762
Turbidity Meter	LaMotte 2020	7042-3818

Calibration Standard Information				
Parameter	Standard	Lot #	Date of Expiration	Brand
Specific Conductance (µS/cm)	4,490	24010943	05/2025	Atlanta Instrument Rental, Inc.
pH (SU)	4.00	24010943	05/2025	Atlanta Instrument Rental, Inc.
pH (SU)	7.00	24008587	06/2025	Atlanta Instrument Rental, Inc.
pH (SU)	10.00	24004996	06/2025	Atlanta Instrument Rental, Inc.
D.O. (%)	N/A	24010943	05/2025	Atlanta Instrument Rental, Inc.
ORP (mV)	228.0	24011792	06/2025	Atlanta Instrument Rental, Inc.

Calibration					
Time Start	1008	Time Finish	1026		
Parameter	Standard	Calibration Value	Calibration Solution Temperature (°C)	Acceptance Criteria	Reference
D.O. (%)	N/A	104.18	10.65	± 10%	NA
Specific Conductance (µS/cm)	4,490	4363.5	9.76	± 10% of standard	EPA 2023
pH (SU)	4.00	3.98	9.49	± 0.1	GWMP
pH (SU)	7.00	7.08	8.95	± 0.1	GWMP
pH (SU)	10.00	10.17	8.55	± 0.1	GWMP
ORP (mV)	228.0	242.1	12.05	± 10	EPA 2023

	Standard	Calibration Value	Acceptance Criteria	Reference
Turbidity (NTU)	0.00	0.00	± 10% of standard	EPA 2023
	1.00	0.92		
	10.00	10.24		

Calibration Check					
Time Start	1433	Time Finish	1446		
Parameter	Standard	Calibration Value	Calibration Solution Temperature (°C)	Acceptance Criteria	Reference
Specific Conductance (µS/cm)	4,490	4444.7	11.50	± 10% of standard	EPA 2023
pH (SU)	4.00	4.20	11.13	± 0.1	GWMP
pH (SU)	7.00	7.22	12.39	± 0.1	GWMP
pH (SU)	10.00	10.18	14.76	± 0.1	GWMP

	Standard	Calibration Value	Acceptance Criteria	Reference
Turbidity (NTU)	0.00	0.00	± 10% of standard	EPA 2023
	1.00	1.04		
	10.00	9.82		

Notes:

Site Name: Bowen AP

Field Instrumentation Calibration Form

Date: 11.25.24

Calibrated By: Sawyer Hovacs

Field Conditions: overcast, 37/73

Instrument	Manufactuer/ Model	Serial Number
Water Quality Meter	AquaTroll 400	850762
Turbidity Meter	LaMotte 2020	2068-0320

Calibration Standard Information				
Parameter	Standard	Lot #	Date of Expiration	Brand
Specific Conductance (µS/cm)	4,490	24010943	05/2025	Atlanta Instrument Rental, Inc.
pH (SU)	4.00	24010943	05/2025	Atlanta Instrument Rental, Inc.
pH (SU)	7.00	24008587	06/2025	Atlanta Instrument Rental, Inc.
pH (SU)	10.00	24004996	06/2025	Atlanta Instrument Rental, Inc.
D.O. (%)	N/A	24010943	05/2025	Atlanta Instrument Rental, Inc.
ORP (mV)	228.0	24011792	06/2025	Atlanta Instrument Rental, Inc.

Calibration					
Time Start	13:15	Time Finish	13:30		
Parameter	Standard	Calibration Value	Calibration Solution Temperature (°C)	Acceptance Criteria	Reference
D.O. (%)	N/A	98.91	28.99	± 10%	NA
Specific Conductance (µS/cm)	4,490	4301.1	24.13	± 10% of standard	EPA 2023
pH (SU)	4.00	4.05	23.72	± 0.1	GWMP
pH (SU)	7.00	7.05	22.32	± 0.1	GWMP
pH (SU)	10.00	10.09	21.85	± 0.1	GWMP
ORP (mV)	228.0	198.5	22.25	± 10	EPA 2023

	Standard	Calibration Value	Acceptance Criteria	Reference
Turbidity (NTU)	0.00	0.07	± 10% of standard	EPA 2023
	1.00	0.72		
	10.00	7.50		

Calibration Check					
Time Start	16:55	Time Finish	17:00		
Parameter	Standard	Calibration Value	Calibration Solution Temperature (°C)	Acceptance Criteria	Reference
Specific Conductance (µS/cm)	4,490	3098.6	22.64	± 10% of standard	EPA 2023
pH (SU)	4.00	4.15	23.21	± 0.1	GWMP
pH (SU)	7.00	7.26	~~37~~ 23.10	± 0.1	GWMP
pH (SU)	10.00	10.26	22.87	± 0.1	GWMP

	Standard	Calibration Value	Acceptance Criteria	Reference
Turbidity (NTU)	0.00	0.01	± 10% of standard	EPA 2023
	1.00	0.71		
	10.00	8.29		

Notes:

APPENDIX D

Certified Well Survey Data

Well ID	Casing Northing	Casing Easting	Top of Casing Elevation	Nail or Pad Northing	Nail or Pad Easting	Nail or Pad Elevation	Description
INW-01	1501330.79	2064346.11	691.83	1501330.96	2064347.18	692.19	NAIL
PT-04	1501327.52	2064340.94	691.68	1501327.67	2064341.95	692.06	NAIL
PT-05	1501344.14	2064338.76	691.43	1501344.30	2064339.89	691.80	NAIL
PT-06	1501340.00	2064330.08	691.31	1501340.10	2064330.29	691.78	NAIL
Benchmark	Northing	Easting	Elevation				
BM-B1	1504573.79	2067395.89	717.78				

SURVEY DATA CERTIFICATION FOR SOUTHERN COMPANY TO DETERMINE NORTHING, EASTING, AND VERTICAL ELEVATION OF THE NAIL IN THE CONCRETE PAD & THE PVC WELL CASING. DATE OF FIELD SURVEY & INSPECTION: 11/25/2024. FIELD SURVEY POSITIONAL TOLERANCE=0.5 FEET HORIZONTAL-NAD'83, 0.01 VERTICAL-NAVD '88. EQUIPMENT USED FOR HORIZONTAL LOCATION: TRIMBLE R10 RTK GPS & TRIMBLE S5 ROBOTIC TOTAL STATION. THE VERTICAL LOCATION OF EACH SURVEYED POINT WAS ESTABLISHED BASED UPON LEVEL RUNS WITH A DIGITAL LEVEL LOOP FROM VERTICAL CONTROL ESTABLISHED BY ON-SITE BENCHMARK BM-B1 SET BY GEL SOLUTIONS USING A TRIMBLE DINI LEVEL



11/26/2024



COA - LS003119
Exp. 06/30/2025

APPENDIX B

Well Abandonment Report

Prepared for

Georgia Power Company
241 Ralph McGill Blvd NE
Atlanta, Georgia 30308

APRIL 2024
WELL ABANDONMENT REPORT
PLANT BOWEN ASH POND 1 (AP-1)

Prepared by

engineers | scientists | innovators

1255 Roberts Boulevard, Suite 200
Kennesaw, Georgia 30144

Project Number GW6581H

June 2024

Georgia Power

CERTIFICATION PAGE

I hereby certify that this *April 2024 Well Abandonment Report, Plant Bowen Ash Pond 1 (AP-1)* has been prepared by, or under the direct supervision of, a Qualified Groundwater Scientist with Geosyntec Consultants, Inc. and is in compliance with the United States Environmental Protection Agency Coal Combustion Residual Rule [40 Code of Federal Regulations 257 Subpart D], specifically §257.91(e)(1), and the Georgia Environmental Protection Division Rules for Solid Waste Management 391-3-4-.10.

According to 391-3-4-.01, a Qualified Groundwater Scientist is "a professional engineer or geologist registered to practice in Georgia who has received a baccalaureate or post-graduate degree in the natural sciences or engineering and has sufficient training and experience in groundwater hydrology and related fields that enable individuals to make sound professional judgments regarding groundwater monitoring, contaminant fate and transport, and corrective action."



Martin Crook P.G.
Georgia Registered Professional Geologist No. 2316
Project Manager
Geosyntec Consultants

June 20, 2024
Date

Geosyntec consultants

TABLE OF CONTENTS

1. INTRODUCTION 1

2. WELL ABANDONMENT 2

3. REFERENCES 3

LIST OF TABLES

Table 1 Summary Details of Abandoned Wells

LIST OF FIGURES

Figure 1 Abandoned Well Locations - April 2024

LIST OF APPENDICES

Attachment A Driller Performance Bond
Attachment B Well Abandonment Logs

LIST OF ACRONYMS

AP	Ash Pond
ASTM	American Society for Testing and Materials
Cascade	Cascade Drilling, Inc.
CCR	coal combustion residual
GA EPD	Georgia Environmental Protection Division
Georgia Power	Georgia Power Company
Geosyntec	Geosyntec Consultants, Inc.
PG	professional geologist
PVC	polyvinyl chloride
USEPA	United States Environmental Protection Agency

1. INTRODUCTION

On behalf of Georgia Power Company (Georgia Power), Geosyntec Consultants, Inc. (Geosyntec) has prepared this Well Abandonment Summary Memorandum for the Georgia Environmental Protection Division (GA EPD) to summarize well abandonment activities at Plant Bowen Ash Pond 1 (AP-1) conducted on April 14 and April 22, 2024. Two wells were abandoned in support of pond closure activities initiated in 2021, and completed in general accordance with the Georgia Water Well Standards Act (OCGA § 12-5-120 through 138), the U.S. Environmental Protection Agency (USEPA) Science and Ecosystem Support Division guidance document Design and Installation of Monitoring Wells (USEPA, 2018) and section 4.3 of the approved Groundwater Monitoring Plan (Geosyntec, 2021) and the Bowen Landfill well abandonment technical memorandum previously submitted to GA EPD under separate cover (Stantec, 2023a, GEOS ID 713867) and as an attachment to the Bowen Landfill Abandonment Report (Stantec, 2023b, GEOS ID 734143,).

Abandonment activities were performed by Cascade Drilling, Inc. (Cascade) of Midland, North Carolina. In accordance with the Georgia Water Well Standards Act, Cascade has a bond on file with the State of Georgia. A copy of the bond, which was valid at the time of drilling, is included in **Attachment A**.

2. WELL ABANDONMENT

Two wells were abandoned by Cascade on April 14 and April 22, 2024. The work was completed under the direction and supervision of a geologist and a professional Geologist licensed in the State of Georgia, both of whom are employed with Geosyntec.

The locations of the abandoned wells are presented on **Figure 1**. **Table 1** presents well construction and well abandonment details. The wells (APPZ-3R and APPZ-5R) were constructed of 2-inch diameter polyvinyl chloride (PVC) well screen and riser installed in a 6-inch diameter borehole. APPZ-3R and APPZ-5R were screened in limestone bedrock. The wells were located inside the coal combustion residual (CCR) Permit boundary and footprint of AP-1. The water level and total well depth was measured and recorded to calculate the estimated volumes of grout needed before initiating abandonment procedures for the well.

Prior to the abandonment of each well, the steel vault, steel protective cover, concrete bollards, and any above ground PVC casing materials were removed from the well location and staged on site for disposal by Georgia Power. The well abandonment approach for wells screened in bedrock refrained from including over drilling into the karst geology given the potential to increase secondary porosities as referenced in the Bowen Landfill well abandonment technical memorandum.

The abandonment approach for these wells included the following steps:

1. Tremie cement/bentonite grout into the well casing and screen section from the bottom of the casing up to the top of the rock.
2. Over-drill the well using rotary bits, such that the casing, grout, and seal were removed down to the top of rock.
3. Tremie cement/bentonite grout into the over-drilled borehole from the bottom of the overdrilled section to 10 feet below the bottom of CCR. The remaining borehole below the bottom of CCR was filled with hydrated bentonite to at least the maximum depth of waste. The annular space above the hydrated bentonite was backfilled with bentonite grout and soil.

Drilling was performed with a Terra Sonic compact crawler track-mounted rig with a 6-inch sonic drill rod, using rotosonic drilling techniques. No water was used during the overdrilling part of the abandonments. Following the overdrilling, the final level of grout/backfill was confirmed to be at the ground surface. The volume of grout material used at the well location was consistent with the anticipated (calculated) volume, indicating little to no grout loss or bridging (**Table 1**). Well abandonment forms for each well are provided in **Attachment B**.

3. REFERENCES

USEPA, 2018. Design and Installation of Monitoring Wells; Science and Ecosystem Support Division, United States Environmental Protection Agency (USEPA) Region 4, SESDPROC-101-R2, January 16, 2018.

Geosyntec Consultants, 2021. Groundwater Monitoring Plan, Plant Bowen Ash Pond 1 (AP-1) Closure, Bartow County, Georgia, for Georgia Power. July 2021.

Stantec, 2023a. Bowen Landfill Well Abandonment Technical Memorandum Plant Bowen, Solid Waste Disposal Facility, Permit No. 008-018D (LI), for Georgia Power, January 2023.

Stantec, 2023b. 2023 Well Abandonment Report – Plant Bowen Cells 3 & 4. Plant Bowen, Solid Waste Disposal Facility, Permit No. 008-018D (LI), for Georgia Power, January 2023.

TABLE

Table 1
Summary Details of Abandoned Wells
Plant Bowen AP-1, Bartow County, Georgia

Well ID	Installation Date	Northing [1]	Easting [1]	Ground Surface Elevation [2] (ft)	Top of Casing Elevation [2] (ft)	Screen Interval Length	Well Depth (ft BTOC)[3]	Depth to Water (ft BTOC)[3]	Abandonment Date	Estimated PVC Grout Volume (gal)	Actual PVC Grout Volume (gal)	Estimated Open Hole Grout Volume [4] (gal)	Actual Open Hole Grout Volume (gal)	Abandonment Method
APPZ-3R	6/17/2017	1501851.02	2065380.93	720.29	723.36	10	69.59	46.25	4/22/2024	3.95	5.00	34.51	47	A
APPZ-5R	6/22/2017	1504384.67	2065318.31	780.45	783.70	10	153.31	121.23	4/15/2024	2.44	3.00	189.47 [5]	190 [6]	A

Notes:

ft = feet.

ft bgs = feet below ground surface.

ft BTOC = feet below top of casing.

gal = US liquid gallon.

OD = Outer diameter.

PVC = Polyvinyl chloride casing.

(1) Coordinates in North American Datum (NAD) 1983, State Plane, Georgia-West, feet.

(2) Elevations referenced to the North American Vertical Datum of 1988 (NAVD88). Well construction details are from the original boring log.

(3) Total well depth and water level measured prior to well abandonment.

(4) Estimated open hole grout volume assumes filling the length of the open hole from the overdrilled depth up to either the ground surface for wells screened in CCR or the bottom of CCR for wells screened in bedrock (i.e., APPZ-3R and APPZ-5R).

(5) 26.44 gal cement-bentonite grout; 163.03 gal bentonite grout.

(6) 25 gal cement-bentonite grout; 165 gal bentonite grout.

Abandonment Method:

A = • Tremie cement/bentonite grout into the well casing and screen section from the bottom of the casing up to the top of the rock.

• Over-drilled the well using 6 inch OD rotosonic, such that the casing, grout, and seal are removed down to the top of rock (42 ft bgs at APPZ-3R and 135 ft bgs at APPZ-5R).

• Tremie cement/bentonite grout into the over-drilled borehole from the bottom of the overdrilled section to 10 feet below the bottom of CCR. The remaining borehole below the bottom of CCR was filled with hydrated bentonite. Above the maximum depth of waste, the annular space was grouted and backfilled with soil.

FIGURE

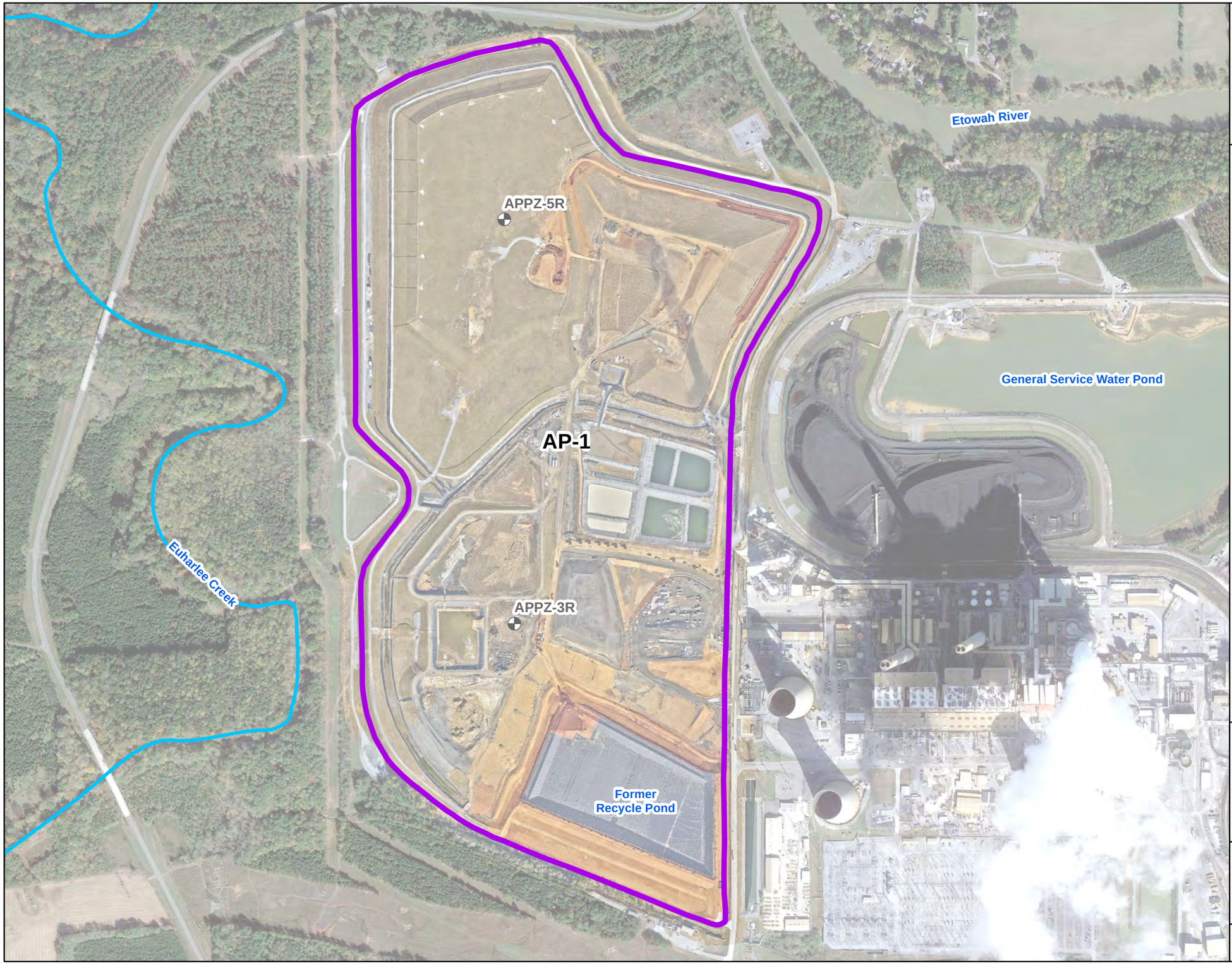

N

LEGEND

- Abandoned Well
- Approximate AP-1 Boundary
- Euharlee Creek

Note:
1. Aerial photograph source: Google Earth Pro, November 2019 and Georgia Power Company, January 2024.

0 300 600 1,200
Feet

ABANDONED WELL LOCATIONS - APRIL 2024

GEORGIA POWER COMPANY
PLANT BOWEN AP-1
BARTOW COUNTY, GEORGIA

Prepared For: Georgia Power

Prepared By: Geosyntec consultants

KENNESAW, GA | JUNE 2024

FIGURE 1

APPENDIX A

Driller Performance Bond

CONTINUATION
CERTIFICATE

Atlantic Specialty Insurance Company , Surety upon

a certain Bond No. 800033976

dated effective September 27, 2017
(MONTH-DAY-YEAR)

on behalf of Ricky Davis / Cascade Drilling, L.P.
(PRINCIPAL)

and in favor of Department of Natural Resources, State of Georgia
(OBLIGEE)

does hereby continue said bond in force for the further period

beginning on June 30, 2023
(MONTH-DAY-YEAR)

and ending on June 30, 2025
(MONTH-DAY-YEAR)

Amount of bond Thirty Thousand and 00/100 Dollars ($30,000.00)

Description of bond Performance Bond for Water Well Contractors

Premium:

PROVIDED: That this continuation certificate does not create a new obligation and is executed upon the express condition and provision that the Surety's liability under said bond and this and all Continuation Certificates issued in connection therewith shall not be cumulative and that the said Surety's aggregate liability under said bond and this and all such Continuation Certificates on account of all defaults committed during the period (regardless of the number of years) said bond had been and shall be in force, shall not in any event exceed the amount of said bond as hereinbefore set forth.

Signed and dated on April 13, 2023
(MONTH-DAY-YEAR)

Atlantic Specialty Insurance Company

By _____
ATTORNEY-IN-FACT Carlos A. Albelo

intact INSURANCE

Power of Attorney

KNOW ALL MEN BY THESE PRESENTS, that ATLANTIC SPECIALTY INSURANCE COMPANY, a New York corporation with its principal office in Plymouth, Minnesota, does hereby constitute and appoint: **Megan Sivley, Melissa Haddick, Sandra Parker, Orlando Aguirre, Stacy Killebrew, Carlos A. Albelo**, each individually if there be more than one named, its true and lawful Attorney-in-Fact, to make, execute, seal and deliver, for and on its behalf as surety, any and all bonds, recognizances, contracts of indemnity, and all other writings obligatory in the nature thereof; provided that no bond or undertaking executed under this authority shall exceed in amount the sum of: **unlimited** and the execution of such bonds, recognizances, contracts of indemnity, and all other writings obligatory in the nature thereof in pursuance of these presents, shall be as binding upon said Company as if they had been fully signed by an authorized officer of the Company and sealed with the Company seal. This Power of Attorney is made and executed by authority of the following resolutions adopted by the Board of Directors of ATLANTIC SPECIALTY INSURANCE COMPANY on the twenty-fifth day of September, 2012:

Resolved: That the President, any Senior Vice President or Vice-President (each an "Authorized Officer") may execute for and in behalf of the Company any and all bonds, recognizances, contracts of indemnity, and all other writings obligatory in the nature thereof, and affix the seal of the Company thereto; and that the Authorized Officer may appoint and authorize an Attorney-in-Fact to execute on behalf of the Company any and all such instruments and to affix the Company seal thereto; and that the Authorized Officer may at any time remove any such Attorney-in-Fact and revoke all power and authority given to any such Attorney-in-Fact.

Resolved: That the Attorney-in-Fact may be given full power and authority to execute for and in the name and on behalf of the Company any and all bonds, recognizances, contracts of indemnity, and all other writings obligatory in the nature thereof, and any such instrument executed by any such Attorney-in-Fact shall be as binding upon the Company as if signed and sealed by an Authorized Officer and, further, the Attorney-in-Fact is hereby authorized to verify any affidavit required to be attached to bonds, recognizances, contracts of indemnity, and all other writings obligatory in the nature thereof.

This power of attorney is signed and sealed by facsimile under the authority of the following Resolution adopted by the Board of Directors of ATLANTIC SPECIALTY INSURANCE COMPANY on the twenty-fifth day of September, 2012:

Resolved: That the signature of an Authorized Officer, the signature of the Secretary or the Assistant Secretary, and the Company seal may be affixed by facsimile to any power of attorney or to any certificate relating thereto appointing an Attorney-in-Fact for purposes only of executing and sealing any bond, undertaking, recognizance or other written obligation in the nature thereof, and any such signature and seal where so used, being hereby adopted by the Company as the original signature of such officer and the original seal of the Company, to be valid and binding upon the Company with the same force and effect as though manually affixed.

IN WITNESS WHEREOF, ATLANTIC SPECIALTY INSURANCE COMPANY has caused these presents to be signed by an Authorized Officer and the seal of the Company to be affixed this first day of January, 2023.

ATLANTIC SPECIALTY INSURANCE COMPANY CORPORATE SEAL 1986 NEW YORK

By _____
Sarah A. Kolar, General Counsel

STATE OF MINNESOTA
HENNEPIN COUNTY

On this first day of January, 2023, before me personally came Sarah A. Kolar, General Counsel of ATLANTIC SPECIALTY INSURANCE COMPANY, to me personally known to be the individual and officer described in and who executed the preceding instrument, and she acknowledged the execution of the same, and being by me duly sworn, that she is the said officer of the Company aforesaid, and that the seal affixed to the preceding instrument is the seal of said Company and that the said seal and the signature as such officer was duly affixed and subscribed to the said instrument by the authority and at the direction of the Company.

ALISON DWAN NASH-TROUT
NOTARY PUBLIC - MINNESOTA
My Commission Expires
January 31, 2026

_____
Notary Public

I, the undersigned, Secretary of ATLANTIC SPECIALTY INSURANCE COMPANY, a New York Corporation, do hereby certify that the foregoing power of attorney is in full force and has not been revoked, and the resolutions set forth above are now in force.

Signed and sealed. Dated 13th day of April, 2023.

ATLANTIC SPECIALTY INSURANCE COMPANY CORPORATE SEAL 1986 NEW YORK

This Power of Attorney expires
January 31, 2025

_____
Kara Barrow, Secretary

Please direct bond verifications to surety@intactinsurance.com

APPENDIX B

Well Abandonment Logs

WELL ABANDONMENT DATA

PROJECT: Plant Bowen Ash Pond Well Abandonment	**WELL NO.:** APPZ-3R
SITE: Plant Bowen	**COORDINATES: (NAD83)** N:1501851.02 E: 2065380.93
FORM PREPARED BY: Anthony Szwast (Geosyntec Consultants) **ABANDONMENT BY:** M. Gabel (Cascade Drilling)	**DATE ABANDONED:** 4/22/2024
METHOD OF FILLING: Grout in place, over drill to bedrock (42 ft bgs), and grout to surface.	**VOLUME USED:** Cement-bentonite grout(1): 5 gal PVC Bentonite grout(2): 47 gal open hole
DEPTH SOUNDED PRIOR TO FILLING/GROUTING: 69.59 ft bTOC	**DEPTH TO WATER PRIOR TO ABANDONMENT:** 46.25 ft bTOC

TOC Elevation (NAVD88): 723.36 ft



	DEPTH*:	ELEV.*:
GROUND SURFACE	0.0 ft	720.29 ft
TOP OF SCREEN	56.0 ft	664.29 ft
BOTTOM OF WELL	66.0 ft	654.29 ft

Notes:

ft bTOC = Feet below top of PVC casing

ft bgs = Feet below ground surface

gal = US liquid gallon

OD = Outer diameter

** Well construction details from original boring log*

REMARKS:

- **Removed bollards and protective well riser and cut remaining PVC casing back to ground surface.**
- **Added cement-bentonite grout(1) into 2 inch PVC casing and filled to top of bedrock (5 gal).**
- **Over drilled well to top of rock at 42 ft bgs (OD = 6 inch) using sonic.**
- **Bentonite chips from top of rock to within 10 ft of bottom of CCR (approximately 33 1/2 ft bgs).**
- **Grouted 6 inch open hole to approximately 10 ft bgs using bentonite grout(2) (47 gal).**
- **Backfilled remaining 6 inch open hole to surface using soil cuttings.**

Certified By: Martin D Crook **Date:** 6/20/2024

MARTIN DANIEL CROOK ★ GEORGIA REGISTERED PROFESSIONAL GEOLOGIST No. 2316

(1) cement-bentonite grout prepared using 94 lbs portland cement (Oyster brand), 8 lb bentonite (Aquagard brand) and 6.5 gallons of water.

(2) bentonite grout prepared using granular sodium bentonite blended with inorganic additives (Aquagard brand) that creates a slurry containing 30 percent active solids with a density of 10.1 pounds per gallon when mixed with 14 gallons of water.

WELL ABANDONMENT DATA

PROJECT: Plant Bowen Ash Pond Well Abandonment	**WELL NO.:** APPZ-5R
SITE: Plant Bowen	**COORDINATES: (NAD83)** N:1504384.67 E: 2065318.31
FORM PREPARED BY: Anthony Szwast (Geosyntec Consultants) **ABANDONMENT BY:** M. Gabel (Cascade Drilling)	**DATE ABANDONED:** 4/15/2024
METHOD OF FILLING: Grout in place, over drill to bedrock (135 ft bgs), and grout to surface.	**VOLUME USED:** Cement-bentonite grout(1): 3 gal PVC, 25 gal open hole. Bentonite grout(2): 165 gal open hole.
DEPTH SOUNDED PRIOR TO FILLING/GROUTING: 153.31 ft bTOC	**DEPTH TO WATER PRIOR TO ABANDONMENT:** 121.23 ft bTOC

TOC Elevation (NAVD88): 783.70 ft

2 inch OD

	DEPTH*:	ELEV.*:
GROUND SURFACE	0.0 ft	780.45 ft
TOP OF SCREEN	140.0 ft	640.45 ft
BOTTOM OF WELL	150.0 ft	630.45 ft

Notes:

ft bTOC = Feet below top of PVC casing

ft bgs = Feet below ground surface

gal = US liquid gallon

OD = Outer diameter

** Well construction details from original boring log*

REMARKS:

- **Removed bollards and protective well riser and cut remaining PVC casing back to ground surface.**
- **Added cement-bentonite grout(1) into 2 inch PVC casing and filled to top of bedrock (3 gal).**
- **Over drilled well to top of rock at 135 ft bgs (OD = 6 inch) using sonic.**
- **Grouted 6 inch open hole to 117 ft bgs using cement-bentonite grout(1) (25 gal).**
- **Bentonite chips from 117 ft bgs to 111 ft bgs (approximately bottom of CCR).**
- **Grouted 6 inch open hole from 111 ft bgs to ground surface using bentonite grout(2) (165 gal).**

Certified By: Martin DCrook **Date:** 6/20/2024

MARTIN DANIEL CROOK * No. 2316 * REGISTERED PROFESSIONAL GEOLOGIST

(1) cement-bentonite grout prepared using 94 lbs portland cement (Quikrete brand), 9 lb bentonite (Aquaguard brand), and 6.5 gallons of water.

(2) bentonite grout prepared using granular sodium bentonite blended with organic additives (Aquaguard brand) that creates a slurry containing 30 percent active solids with a density of 10.1 pounds per gallon when mixed with 14 gallons of water.

APPENDIX C

Well Maintenance and Repair Documentation Memorandum

January 2024

MEMORANDUM

Date: June 31, 2024

To: Kristen Jurinko – Southern Company

CC: Ben Hodges – Georgia Power Company

From: Resolute Environmental

Subject: Plant Bowen Ash Pond - Well Maintenance and Repair Documentation
Georgia Power Company

Resolute Environmental has prepared this memorandum to provide documentation of groundwater monitoring well maintenance and/or repair performed at PLANT BOWEN during the Semiannual reporting period. All repairs and maintenance were completed in accordance with the Georgia Environmental Protection Division (GAEPD) guidance on routine visual inspections of groundwater monitoring wells.

Georgia Power Site/Unit	Date Performed	Well ID	Maintenance/ Repair Performed
Plant Bowen Ash Pond	1/8/2024	PT-03	Developed Well

All maintenance and repairs are also documented in the 2024 annual/semiannual groundwater monitoring report.

ATTACHMENT

Well Inspection Forms

Well Inspection

Site Name: Plant Bowen AP

Date: 1/29/2024

Permit Number: 008-021D (CCR)

Field Conditions: Temps 50/27 0%

Well ID:	Location/Identification			
	Visible and accessible	Properly identified with correct well ID	Located in high traffic area; does the well require protection from traffic	Acceptable drainage around well (no standing water, not located in obvious drainage flow path)
BGWA-1	YES	YES	NO	YES
BGWA-2	YES	YES	NO	YES
BGWA-3	YES	YES	NO	YES
BGWA-4	YES	YES	NO	NO
BGWA-5	YES	YES	NO	YES
BGWA-6	YES	YES	NO	YES
BGWC-7	YES	YES	NO	YES
BGWC-8	YES	YES	NO	YES
BGWC-9	YES	YES	NO	YES
BGWC-10	YES	YES	NO	YES
BGWC-11	YES	YES	NO	YES
BGWC-12	YES	YES	NO	YES
BGWC-13	YES	YES	NO	YES
BGWC-14A	YES	YES	NO	YES
BGWC-15	YES	YES	NO	YES
BGWC-16	YES	YES	NO	YES
BGWC-17	YES	YES	NO	YES
BGWC-18	YES	YES	NO	YES
BGWC-19	YES	YES	NO	YES
BGWC-20	YES	YES	NO	YES
BGWC-21	YES	YES	NO	YES
BGWC-22	YES	YES	NO	YES
BGWC-23	YES	YES	NO	YES
BGWC-24	YES	YES	NO	YES
BGWC-25	YES	YES	NO	YES
BGWA-26	YES	YES	NO	YES
BGWA-27	YES	YES	NO	YES
BGWA-28	YES	YES	NO	YES
BGWA-29	YES	YES	NO	YES
BGWC-30	YES	YES	NO	YES
BGWC-31	YES	YES	NO	YES
BGWC-32	YES	YES	NO	YES
BGWA-33	YES	YES	NO	YES
BGWC-34D	YES	YES	NO	YES
BGWC-35D	YES	YES	NO	YES
BGWC-36D	YES	YES	NO	YES
BGWC-37D	YES	YES	NO	YES
BGWC-38D	YES	YES	NO	YES

Well Inspection

Site Name: Plant Bowen AP

Date: 1/29/2024

Permit Number: 008-021D (CCR)

Field Conditions: Temps 50/27 0%

Well ID:	Protective Casing				
	Free from apparent damage and able to be secured	No degradation or deterioration	Functioning weep hole	Annular space clear of debris and water, or filled with pea gravel/sand	Locked and is the lock in good condition
BGWA-1	YES	YES	YES	YES	YES
BGWA-2	YES	YES	YES	YES	YES
BGWA-3	YES	YES	YES	YES	YES
BGWA-4	YES	YES	YES	YES	YES
BGWA-5	YES	YES	YES	YES	YES
BGWA-6	YES	YES	YES	YES	YES
BGWC-7	YES	YES	YES	YES	YES
BGWC-8	YES	YES	YES	YES	YES
BGWC-9	YES	YES	YES	YES	YES
BGWC-10	YES	YES	YES	YES	YES
BGWC-11	YES	YES	YES	YES	YES
BGWC-12	YES	YES	YES	YES	YES
BGWC-13	YES	YES	YES	YES	YES
BGWC-14A	YES	YES	YES	YES	YES
BGWC-15	YES	YES	YES	YES	YES
BGWC-16	YES	YES	YES	YES	YES
BGWC-17	YES	YES	YES	YES	YES
BGWC-18	YES	YES	YES	YES	YES
BGWC-19	YES	YES	YES	YES	YES
BGWC-20	YES	YES	YES	YES	YES
BGWC-21	YES	YES	YES	YES	YES
BGWC-22	YES	YES	YES	YES	YES
BGWC-23	YES	YES	YES	YES	YES
BGWC-24	YES	YES	YES	YES	YES
BGWC-25	YES	YES	YES	YES	YES
BGWA-26	YES	YES	YES	YES	YES
BGWA-27	YES	YES	YES	YES	YES
BGWA-28	YES	YES	YES	YES	YES
BGWA-29	YES	YES	YES	YES	YES
BGWC-30	YES	YES	YES	YES	YES
BGWC-31	YES	YES	YES	YES	YES
BGWC-32	YES	YES	YES	YES	YES
BGWA-33	YES	YES	YES	YES	YES
BGWC-34D	YES	YES	YES	YES	YES
BGWC-35D	YES	YES	YES	YES	YES
BGWC-36D	YES	YES	YES	YES	YES
BGWC-37D	YES	YES	YES	YES	YES
BGWC-38D	YES	YES	YES	YES	YES

Well Inspection

Site Name: Plant Bowen AP

Date: 1/29/2024

Permit Number: 008-021D (CCR)

Field Conditions: Temps 50/27 0%

Well ID:	Surface Pad			Internal Casing		
	Good condition (not cracked/ broken)	Sloped away from the protective casing	In complete contact with the ground surface and stable	Cap prevents entry of foreign material into the well	Free of kinks/bends, or any obstructions from foreign objects (such as bailers)	Properly vented for equilibration of air pressure
BGWA-1	YES	YES	YES	YES	YES	YES
BGWA-2	YES	YES	YES	YES	YES	YES
BGWA-3	YES	YES	YES	YES	YES	YES
BGWA-4	YES	YES	YES	YES	YES	YES
BGWA-5	YES	YES	YES	YES	YES	YES
BGWA-6	YES	YES	YES	YES	YES	YES
BGWC-7	YES	YES	YES	YES	YES	YES
BGWC-8	YES	YES	YES	YES	YES	YES
BGWC-9	YES	YES	YES	YES	YES	YES
BGWC-10	YES	YES	YES	YES	YES	YES
BGWC-11	YES	YES	YES	YES	YES	YES
BGWC-12	YES	YES	YES	YES	YES	YES
BGWC-13	YES	YES	YES	YES	YES	YES
BGWC-14A	YES	YES	YES	YES	YES	YES
BGWC-15	YES	YES	YES	YES	YES	YES
BGWC-16	YES	YES	YES	YES	YES	YES
BGWC-17	YES	YES	YES	YES	YES	YES
BGWC-18	YES	YES	YES	YES	YES	YES
BGWC-19	YES	YES	YES	YES	YES	YES
BGWC-20	YES	YES	YES	YES	YES	YES
BGWC-21	YES	YES	YES	YES	YES	YES
BGWC-22	YES	YES	YES	YES	YES	YES
BGWC-23	YES	YES	YES	YES	YES	YES
BGWC-24	YES	YES	YES	YES	YES	YES
BGWC-25	YES	YES	YES	YES	YES	YES
BGWA-26	YES	YES	YES	YES	YES	YES
BGWA-27	YES	YES	YES	YES	YES	YES
BGWA-28	YES	YES	YES	YES	YES	YES
BGWA-29	YES	YES	YES	YES	YES	YES
BGWC-30	YES	YES	YES	YES	YES	YES
BGWC-31	YES	YES	YES	YES	YES	YES
BGWC-32	YES	YES	YES	YES	YES	YES
BGWA-33	YES	YES	YES	YES	YES	YES
BGWC-34D	YES	YES	YES	YES	YES	YES
BGWC-35D	YES	YES	YES	YES	YES	YES
BGWC-36D	YES	YES	YES	YES	YES	YES
BGWC-37D	YES	YES	YES	YES	YES	YES
BGWC-38D	YES	YES	YES	YES	YES	YES

Well Inspection

Site Name: Plant Bowen AP

Date: 1/29/2024

Permit Number: 008-021D (CCR)

Field Conditions: Temps 50/27 0%

Well ID:	Corrective actions as needed, by date:
BGWA-1	
BGWA-2	
BGWA-3	
BGWA-4	Standing water around piezometer
BGWA-5	
BGWA-6	
BGWC-7	
BGWC-8	
BGWC-9	
BGWC-10	
BGWC-11	
BGWC-12	
BGWC-13	
BGWC-14A	
BGWC-15	
BGWC-16	
BGWC-17	
BGWC-18	
BGWC-19	
BGWC-20	
BGWC-21	
BGWC-22	
BGWC-23	
BGWC-24	
BGWC-25	
BGWA-26	
BGWA-27	
BGWA-28	
BGWA-29	
BGWC-30	
BGWC-31	
BGWC-32	
BGWA-33	
BGWC-34D	
BGWC-35D	
BGWC-36D	
BGWC-37D	
BGWC-38D	

Well Inspection

Site Name: Plant Bowen AP

Date: 1/29/2024

Permit Number: 008-021D (CCR)

Field Conditions: Temps 50/27 0%

Well ID:	Location/Identification			
	Visible and accessible	Properly identified with correct well ID	Located in high traffic area; does the well require protection from traffic	Acceptable drainage around well (no standing water, not located in obvious drainage flow path)
BGWC-39	YES	YES	NO	YES
BGWC-40	YES	YES	NO	YES
BGWC-41D	YES	YES	NO	YES
BGWC-42D	YES	YES	NO	YES
BGWC-43D	YES	YES	NO	YES
BGWC-44D	YES	YES	NO	YES
BGWA-47D	YES	YES	NO	YES
BGWA-48D	YES	YES	NO	YES
BGWC-49D	YES	YES	NO	YES
BGWC-50D	YES	YES	NO	YES
BGWC-51	YES	YES	NO	YES
BGWC-52	YES	YES	NO	YES
PZ-1	YES	YES	NO	YES
PZ-2	YES	YES	NO	YES
PZ-3	YES	YES	NO	YES
PZ-4	YES	YES	NO	YES
PZ-5	YES	YES	NO	YES
PZ-6	YES	YES	NO	YES
PZ-7	YES	YES	NO	YES
PZ-8	YES	YES	NO	YES
APPZ-3S	YES	YES	NO	NO
APPZ-3R	YES	YES	NO	NO
APPZ-5S	YES	YES	NO	YES
APPZ-5R	YES	YES	NO	YES
MW-4A	YES	YES	NO	YES
MW-108	YES	YES	NO	YES
PT-02	YES	YES	NO	YES
PT-03	YES	YES	NO	YES

Well Inspection

Site Name: Plant Bowen AP

Date: 1/29/2024

Permit Number: 008-021D (CCR)

Field Conditions: Temps 50/27 0%

Well ID:	Protective Casing				
	Free from apparent damage and able to be secured	No degradation or deterioration	Functioning weep hole	Annular space clear of debris and water, or filled with pea gravel/sand	Locked and is the lock in good condition
BGWC-39	YES	YES	YES	YES	YES
BGWC-40	YES	YES	YES	YES	YES
BGWC-41D	YES	YES	YES	YES	YES
BGWC-42D	YES	YES	YES	YES	YES
BGWC-43D	YES	YES	YES	YES	YES
BGWC-44D	YES	YES	YES	YES	YES
BGWA-47D	YES	YES	YES	YES	YES
BGWA-48D	YES	YES	YES	YES	YES
BGWC-49D	YES	YES	YES	YES	YES
BGWC-50D	YES	YES	YES	YES	YES
BGWC-51	YES	YES	YES	YES	YES
BGWC-52	YES	YES	YES	YES	YES
PZ-1	YES	YES	YES	YES	YES
PZ-2	YES	YES	YES	YES	YES
PZ-3	YES	YES	YES	YES	YES
PZ-4	YES	YES	YES	YES	YES
PZ-5	YES	YES	YES	YES	YES
PZ-6	YES	YES	YES	YES	YES
PZ-7	YES	YES	YES	YES	YES
PZ-8	YES	YES	YES	YES	YES
APPZ-3S	YES	YES	YES	YES	YES
APPZ-3R	YES	YES	YES	YES	YES
APPZ-5S	YES	YES	YES	YES	YES
APPZ-5R	YES	YES	YES	YES	YES
MW-4A	YES	YES	YES	YES	YES
MW-108	YES	YES	YES	YES	YES
PT-02	YES	YES	YES	YES	YES
PT-03	YES	YES	YES	YES	YES

Well Inspection

Site Name: Plant Bowen AP

Date: 1/29/2024

Permit Number: 008-021D (CCR)

Field Conditions: Temps 50/27 0%

Well ID:	Surface Pad			Internal Casing		
	Good condition (not cracked/ broken)	Sloped away from the protective casing	In complete contact with the ground surface and stable	Cap prevents entry of foreign material into the well	Free of kinks/bends, or any obstructions from foreign objects (such as bailers)	Properly vented for equilibration of air pressure
BGWC-39	YES	YES	YES	YES	YES	YES
BGWC-40	YES	YES	YES	YES	YES	YES
BGWC-41D	YES	YES	YES	YES	YES	YES
BGWC-42D	YES	YES	YES	YES	YES	YES
BGWC-43D	YES	YES	YES	YES	YES	YES
BGWC-44D	YES	YES	YES	YES	YES	YES
BGWA-47D	YES	YES	YES	YES	YES	YES
BGWA-48D	YES	YES	YES	YES	YES	YES
BGWC-49D	YES	YES	YES	YES	YES	YES
BGWC-50D	YES	YES	YES	YES	YES	YES
BGWC-51	YES	YES	YES	YES	YES	YES
BGWC-52	YES	YES	YES	YES	YES	YES
PZ-1	YES	YES	YES	YES	YES	YES
PZ-2	YES	YES	YES	YES	YES	YES
PZ-3	YES	YES	YES	YES	YES	YES
PZ-4	YES	YES	YES	YES	YES	YES
PZ-5	YES	YES	YES	YES	YES	YES
PZ-6	YES	YES	YES	YES	YES	YES
PZ-7	YES	YES	YES	YES	YES	YES
PZ-8	YES	YES	YES	YES	YES	YES
APPZ-3S	YES	YES	YES	YES	YES	YES
APPZ-3R	YES	YES	YES	YES	YES	YES
APPZ-5S	YES	YES	YES	YES	YES	YES
APPZ-5R	YES	YES	YES	YES	YES	YES
MW-4A	YES	YES	YES	YES	YES	YES
MW-108	YES	YES	YES	YES	YES	YES
PT-02	YES	YES	YES	YES	YES	YES
PT-03	NO	YES	YES	YES	YES	YES

Well Inspection

Site Name: Plant Bowen AP

Date: 1/29/2024

Permit Number: 008-021D (CCR)

Field Conditions: Temps 50/27 0%

Well ID:	Corrective actions as needed, by date:
BGWC-39	
BGWC-40	
BGWC-41D	
BGWC-42D	
BGWC-43D	
BGWC-44D	
BGWA-47D	
BGWA-48D	
BGWC-49D	
BGWC-50D	
BGWC-51	
BGWC-52	
PZ-1	
PZ-2	
PZ-3	
PZ-4	
PZ-5	
PZ-6	
PZ-7	
PZ-8	
APPZ-3S	Excessive sediment build-up around well.
APPZ-3R	Excessive sediment build-up around well.
APPZ-5S	
APPZ-5R	
MW-4A	
MW-108	
PT-02	
PT-03	Protective casing is slightly loose and pad cracked near terminus with pad.

August 2024

MEMORANDUM

Date: July 31, 2024

To: Kristen Jurinko – Southern Company

CC: Ben Hodges – Georgia Power Company

From: Resolute Environmental

Subject: Plant Bowen Ash Pond - Well Maintenance and Repair Documentation
Georgia Power Company

Resolute Environmental has prepared this memorandum to provide documentation of groundwater monitoring well maintenance and/or repair performed at PLANT BOWEN during the Annual reporting period. All repairs and maintenance were completed in accordance with the Georgia Environmental Protection Division (GAEPD) guidance on routine visual inspections of groundwater monitoring wells.

Georgia Power Site/Unit	Date Performed	Well ID	Maintenance/ Repair Performed
Plant Bowen Ash Pond	8/10/23	BGWC-35D	Re-developed Well
Plant Bowen Ash Pond	8/10/23	BGWC-37D	Re-developed Well
Plant Bowen Ash Pond	8/25/23	BGWC-24	Re-Install Dedicated Pump
Plant Bowen Ash Pond	8/25/23	BGWC-51	Re-Install Dedicated Pump
Plant Bowen Ash Pond	8/30/23	PT-02	Developed Well
Plant Bowen Ash Pond	1/8/2024	PT-03	Developed Well

All maintenance and repairs are also documented in the 2024 annual/semiannual groundwater monitoring report.

ATTACHMENT

Well Inspection Table

Well Inspection

Site Name: Plant Bowen AP

Date: 8/14/2024

Permit Number: 008-021D (CCR)

Field Conditions: Temps 89/68 0%

Well ID:	Location/Identification			
	Visible and accessible	Properly identified with correct well ID	Located in high traffic area; does the well require protection from traffic	Acceptable drainage around well (no standing water, not located in obvious drainage flow path)
BGWA-1	YES	YES	NO	YES
BGWA-2	YES	YES	NO	YES
BGWA-3	YES	YES	NO	YES
BGWA-4	YES	YES	NO	YES
BGWA-5	YES	YES	NO	YES
BGWA-6	YES	YES	NO	YES
BGWC-7	**NO**	YES	NO	YES
BGWC-8	YES	YES	NO	YES
BGWC-9	**NO**	YES	NO	YES
BGWC-10	**NO**	YES	NO	YES
BGWC-11	**NO**	YES	NO	YES
BGWC-12	**NO**	YES	NO	YES
BGWC-13	YES	YES	NO	YES
BGWC-14A	YES	YES	NO	YES
BGWC-15	YES	YES	NO	YES
BGWC-16	YES	YES	NO	YES
BGWC-17	YES	YES	NO	YES
BGWC-18	YES	YES	NO	YES
BGWC-19	**NO**	YES	NO	YES
BGWC-20	YES	YES	NO	YES
BGWC-21	YES	YES	NO	YES
BGWC-22	YES	YES	NO	YES
BGWC-23	YES	YES	NO	YES
BGWC-24	YES	YES	NO	YES
BGWC-25	YES	YES	NO	YES
BGWA-26	YES	YES	NO	YES
BGWA-27	**NO**	YES	NO	YES
BGWA-28	YES	YES	NO	YES
BGWA-29	YES	YES	NO	YES
BGWC-30	YES	YES	NO	YES
BGWC-31	YES	YES	NO	YES
BGWC-32	YES	YES	NO	YES
BGWA-33	YES	YES	NO	YES
BGWC-34D	YES	YES	NO	YES
BGWC-35D	YES	YES	NO	YES
BGWC-36D	YES	YES	NO	YES
BGWC-37D	YES	YES	NO	YES
BGWC-38D	YES	YES	NO	YES

Well Inspection

Site Name: Plant Bowen AP

Date: 8/14/2024

Permit Number: 008-021D (CCR)

Field Conditions: Temps 89/68 0%

Well ID:	Location/Identification			
	Visible and accessible	Properly identified with correct well ID	Located in high traffic area; does the well require protection from traffic	Acceptable drainage around well (no standing water, not located in obvious drainage flow path)
BGWC-39	YES	YES	NO	YES
BGWC-40	YES	YES	NO	YES
BGWC-41D	YES	YES	NO	YES
BGWC-42D	YES	YES	NO	YES
BGWC-43D	YES	YES	NO	YES
BGWC-44D	YES	YES	NO	YES
BGWA-47D	YES	YES	NO	YES
BGWA-48D	YES	YES	NO	YES
BGWC-49D	YES	YES	NO	YES
BGWC-50D	YES	YES	NO	YES
BGWC-51	YES	YES	NO	YES
BGWC-52	YES	YES	NO	YES
PZ-1	YES	YES	NO	YES
PZ-2	YES	YES	NO	YES
PZ-3	YES	YES	NO	YES
PZ-4	YES	YES	NO	YES
PZ-5	YES	YES	NO	YES
PZ-6	YES	YES	NO	YES
PZ-7	**NO**	YES	NO	YES
PZ-8	YES	YES	NO	YES
MW-4A	YES	YES	NO	YES
MW-108	YES	YES	NO	YES
PT-02	YES	YES	NO	YES
PT-03	YES	YES	NO	YES

Well Inspection

Site Name: Plant Bowen AP

Date: 8/14/2024

Permit Number: 008-021D (CCR)

Field Conditions: Temps 89/68 0%

Well ID:	Protective Casing				
	Free from apparent damage and able to be secured	No degradation or deterioration	Functioning weep hole	Annular space clear of debris and water, or filled with pea gravel/sand	Locked and is the lock in good condition
BGWA-1	YES	YES	YES	YES	YES
BGWA-2	YES	YES	YES	YES	YES
BGWA-3	YES	YES	YES	YES	YES
BGWA-4	YES	YES	YES	YES	YES
BGWA-5	YES	YES	YES	YES	YES
BGWA-6	YES	YES	YES	YES	YES
BGWC-7	YES	YES	YES	YES	YES
BGWC-8	YES	YES	YES	YES	YES
BGWC-9	YES	YES	YES	YES	YES
BGWC-10	YES	YES	YES	YES	YES
BGWC-11	YES	YES	YES	YES	YES
BGWC-12	YES	YES	YES	YES	YES
BGWC-13	YES	YES	YES	YES	YES
BGWC-14A	YES	YES	YES	YES	YES
BGWC-15	YES	YES	YES	YES	YES
BGWC-16	YES	YES	YES	YES	YES
BGWC-17	YES	YES	YES	YES	YES
BGWC-18	YES	YES	YES	YES	YES
BGWC-19	YES	YES	YES	YES	YES
BGWC-20	YES	YES	YES	YES	YES
BGWC-21	YES	YES	YES	YES	YES
BGWC-22	YES	YES	YES	YES	YES
BGWC-23	YES	YES	YES	YES	YES
BGWC-24	YES	YES	YES	YES	YES
BGWC-25	YES	YES	YES	YES	YES
BGWA-26	YES	YES	YES	YES	YES
BGWA-27	YES	YES	YES	YES	YES
BGWA-28	YES	YES	YES	YES	YES
BGWA-29	**NO**	YES	YES	YES	YES
BGWC-30	YES	YES	YES	YES	YES
BGWC-31	YES	YES	YES	YES	YES
BGWC-32	YES	YES	YES	YES	YES
BGWA-33	YES	YES	YES	YES	YES
BGWC-34D	YES	YES	YES	YES	YES
BGWC-35D	YES	YES	YES	YES	YES
BGWC-36D	YES	YES	YES	YES	YES
BGWC-37D	YES	YES	YES	YES	YES
BGWC-38D	YES	YES	YES	YES	YES

Well Inspection

Site Name: Plant Bowen AP

Date: 8/14/2024

Permit Number: 008-021D (CCR)

Field Conditions: Temps 89/68 0%

Well ID:	Protective Casing				
	Free from apparent damage and able to be secured	No degradation or deterioration	Functioning weep hole	Annular space clear of debris and water, or filled with pea gravel/sand	Locked and is the lock in good condition
BGWC-39	YES	YES	YES	YES	YES
BGWC-40	YES	YES	YES	YES	YES
BGWC-41D	YES	YES	YES	YES	YES
BGWC-42D	YES	YES	YES	YES	YES
BGWC-43D	YES	YES	YES	YES	YES
BGWC-44D	YES	YES	YES	YES	YES
BGWA-47D	YES	YES	YES	YES	YES
BGWA-48D	YES	YES	YES	YES	YES
BGWC-49D	YES	YES	YES	YES	YES
BGWC-50D	YES	YES	YES	YES	YES
BGWC-51	YES	YES	YES	YES	YES
BGWC-52	YES	YES	YES	YES	YES
PZ-1	YES	YES	YES	YES	YES
PZ-2	YES	YES	YES	YES	YES
PZ-3	YES	YES	YES	YES	YES
PZ-4	YES	YES	YES	YES	YES
PZ-5	YES	YES	YES	YES	YES
PZ-6	YES	YES	YES	YES	YES
PZ-7	YES	YES	YES	YES	YES
PZ-8	YES	YES	YES	YES	YES
MW-4A	YES	YES	YES	YES	**NO**
MW-108	YES	YES	YES	YES	YES
PT-02	YES	YES	YES	YES	YES
PT-03	YES	YES	YES	YES	YES

Well Inspection

Site Name: Plant Bowen AP

Date: 8/14/2024

Permit Number: 008-021D (CCR)

Field Conditions: Temps 89/68 0%

Well ID:	Surface Pad			Internal Casing		
	Good condition (not cracked/ broken)	Sloped away from the protective casing	In complete contact with the ground surface and stable	Cap prevents entry of foreign material into the well	Free of kinks/bends, or any obstructions from foreign objects (such as bailers)	Properly vented for equilibration of air pressure
BGWA-1	YES	YES	YES	YES	YES	YES
BGWA-2	YES	YES	YES	YES	YES	YES
BGWA-3	YES	YES	YES	YES	YES	YES
BGWA-4	YES	YES	YES	YES	YES	YES
BGWA-5	YES	YES	YES	YES	YES	YES
BGWA-6	YES	YES	YES	YES	YES	YES
BGWC-7	YES	YES	YES	YES	YES	YES
BGWC-8	YES	YES	YES	YES	YES	YES
BGWC-9	YES	YES	YES	YES	YES	YES
BGWC-10	YES	YES	YES	YES	YES	YES
BGWC-11	YES	YES	YES	YES	YES	YES
BGWC-12	YES	YES	YES	YES	YES	YES
BGWC-13	YES	YES	YES	YES	YES	YES
BGWC-14A	YES	YES	YES	YES	YES	YES
BGWC-15	YES	YES	YES	YES	YES	YES
BGWC-16	YES	YES	YES	YES	YES	YES
BGWC-17	YES	YES	YES	YES	YES	YES
BGWC-18	YES	YES	YES	YES	YES	YES
BGWC-19	YES	YES	YES	YES	YES	YES
BGWC-20	YES	YES	YES	YES	YES	YES
BGWC-21	YES	YES	YES	YES	YES	YES
BGWC-22	YES	YES	YES	YES	YES	YES
BGWC-23	YES	YES	YES	YES	YES	YES
BGWC-24	YES	YES	YES	YES	YES	YES
BGWC-25	YES	YES	YES	YES	YES	YES
BGWA-26	YES	YES	YES	YES	YES	YES
BGWA-27	YES	YES	YES	YES	YES	YES
BGWA-28	YES	YES	YES	YES	YES	YES
BGWA-29	YES	YES	YES	YES	YES	YES
BGWC-30	YES	YES	YES	YES	YES	YES
BGWC-31	YES	YES	YES	YES	YES	YES
BGWC-32	YES	YES	YES	YES	YES	YES
BGWA-33	YES	YES	YES	YES	YES	YES
BGWC-34D	YES	YES	YES	YES	YES	YES
BGWC-35D	YES	YES	YES	YES	YES	YES
BGWC-36D	YES	YES	YES	YES	YES	YES
BGWC-37D	YES	YES	YES	YES	YES	YES
BGWC-38D	YES	YES	YES	YES	YES	YES

Well Inspection

Site Name: Plant Bowen AP

Date: 8/14/2024

Permit Number: 008-021D (CCR)

Field Conditions: Temps 89/68 0%

Well ID:	Surface Pad			Internal Casing		
	Good condition (not cracked/ broken)	Sloped away from the protective casing	In complete contact with the ground surface and stable	Cap prevents entry of foreign material into the well	Free of kinks/bends, or any obstructions from foreign objects (such as bailers)	Properly vented for equilibration of air pressure
BGWC-39	YES	YES	YES	YES	YES	YES
BGWC-40	YES	YES	YES	YES	YES	YES
BGWC-41D	YES	YES	YES	YES	YES	YES
BGWC-42D	YES	YES	YES	YES	YES	YES
BGWC-43D	YES	YES	YES	YES	YES	YES
BGWC-44D	YES	YES	YES	YES	YES	YES
BGWA-47D	YES	YES	YES	YES	YES	YES
BGWA-48D	YES	YES	YES	YES	YES	YES
BGWC-49D	YES	YES	YES	YES	YES	YES
BGWC-50D	YES	YES	YES	YES	YES	YES
BGWC-51	YES	YES	YES	YES	YES	YES
BGWC-52	YES	YES	YES	YES	YES	YES
PZ-1	YES	YES	YES	YES	YES	YES
PZ-2	YES	YES	YES	YES	YES	YES
PZ-3	YES	YES	YES	YES	YES	YES
PZ-4	YES	YES	YES	YES	YES	YES
PZ-5	YES	YES	YES	YES	YES	YES
PZ-6	YES	YES	YES	YES	YES	YES
PZ-7	YES	YES	YES	YES	YES	YES
PZ-8	YES	YES	YES	YES	YES	YES
MW-4A	YES	YES	YES	YES	YES	YES
MW-108	YES	YES	YES	YES	YES	YES
PT-02	YES	YES	YES	YES	YES	YES
PT-03	**NO**	YES	YES	YES	YES	YES

Well Inspection

Site Name: Plant Bowen AP

Date: 8/14/2024

Permit Number: 008-021D (CCR)

Field Conditions: Temps 89/68 0%

Well ID:	Corrective actions as needed, by date:
BGWA-1	
BGWA-2	
BGWA-3	
BGWA-4	
BGWA-5	
BGWA-6	
BGWC-7	Excessive Vegetation Around Pad
BGWC-8	
BGWC-9	Excessive Vegetation Around Pad
BGWC-10	Excessive Vegetation Around Pad
BGWC-11	Excessive Vegetation Around Pad
BGWC-12	Excessive Vegetation Around Pad
BGWC-13	
BGWC-14A	
BGWC-15	
BGWC-16	
BGWC-17	
BGWC-18	
BGWC-19	Excessive Vegetation Around Pad
BGWC-20	
BGWC-21	
BGWC-22	
BGWC-23	
BGWC-24	
BGWC-25	
BGWA-26	
BGWA-27	Excessive Vegetation Around Pad
BGWA-28	
BGWA-29	Ants In Protective Casing
BGWC-30	
BGWC-31	
BGWC-32	
BGWA-33	
BGWC-34D	
BGWC-35D	
BGWC-36D	
BGWC-37D	
BGWC-38D	

Well Inspection

Site Name: Plant Bowen AP

Date: 8/14/2024

Permit Number: 008-021D (CCR)

Field Conditions: Temps 89/68 0%

Well ID:	Corrective actions as needed, by date:
BGWC-39	
BGWC-40	
BGWC-41D	
BGWC-42D	
BGWC-43D	
BGWC-44D	
BGWA-47D	
BGWA-48D	
BGWC-49D	
BGWC-50D	
BGWC-51	
BGWC-52	
PZ-1	
PZ-2	
PZ-3	
PZ-4	
PZ-5	
PZ-6	
PZ-7	Excessive Vegetation Around Pad
PZ-8	
MW-4A	Bolts Missing
MW-108	
PT-02	
PT-03	Exposure of PVC Over-Drilled Casing at Surface

APPENDIX D

Analytical Laboratory Results and Field Sampling Forms

Laboratory Analytical Reports

January 2024

Pace Analytical Services, LLC
9800 Kincey Ave. Suite 100
Huntersville, NC 28078
(704)875-9092

March 08, 2024

Kristen Jurinko
Southern Co.
241 Ralph McGill Blvd NE
Bin 10160
Atlanta, GA 30308

RE: Project: Bowen AP-1
Pace Project No.: 92711015

Dear Kristen Jurinko:

Enclosed are the analytical results for sample(s) received by the laboratory between January 31, 2024 and February 09, 2024. The results relate only to the samples included in this report. Results reported herein conform to the applicable TNI/NELAC Standards and the laboratory's Quality Manual, where applicable, unless otherwise noted in the body of the report.

The test results provided in this final report were generated by each of the following laboratories within the Pace Network:

- Pace Analytical Services - Asheville
- Pace Analytical Services - Peachtree Corners, GA

If you have any questions concerning this report, please feel free to contact me.

Sincerely,

Bonnie Vang
bonnie.vang@pacelabs.com
704-977-0968
Project Manager

Enclosures

cc: Whitney Law, Geosyntec
Laura Midkiff, Southern Co.
Caroline Nelson, Geosyntec
Anthony Szwast, Geosyntec

This report shall not be reproduced, except in full,
without the written consent of Pace Analytical Services, LLC.

Pace Analytical Services, LLC
9800 Kincey Ave. Suite 100
Huntersville, NC 28078
(704)875-9092

CERTIFICATIONS

Project: Bowen AP-1
Pace Project No.: 92711015

Pace Analytical Services Asheville
2225 Riverside Drive, Asheville, NC 28804
Florida/NELAP Certification #: E87648
North Carolina Drinking Water Certification #: 37712
North Carolina Wastewater Certification #: 40
South Carolina Laboratory ID: 99030
South Carolina Certification #: 99030001
Virginia/VELAP Certification #: 460222

Pace Analytical Services Peachtree Corners
110 Technology Pkwy, Peachtree Corners, GA 30092
Florida DOH Certification #: E87315
Georgia DW Inorganics Certification #: 812
North Carolina Certification #: 381
South Carolina Certification #: 98011001
Virginia Certification #: 460204

This report shall not be reproduced, except in full,
without the written consent of Pace Analytical Services, LLC.

Pace Analytical Services, LLC
9800 Kincey Ave. Suite 100
Huntersville, NC 28078
(704)875-9092

SAMPLE SUMMARY

Project: Bowen AP-1
Pace Project No.: 92711015

Lab ID	Sample ID	Matrix	Date Collected	Date Received
92711015001	**BOW-BGWC-24**	Water	01/30/24 14:40	01/31/24 13:25
92711015002	**BOW-BGWC-36D**	Water	01/30/24 14:15	01/31/24 13:25
92711015003	**BOW-BGWC-43D**	Water	01/30/24 12:12	01/31/24 13:25
92711015004	**BOW-AP1-FD-01**	Water	01/30/24 00:00	01/31/24 13:25
92711015005	**BOW-AP1-FB-01**	Water	01/30/24 16:00	01/31/24 13:25
92711015006	**BOW-AP1-EB-01**	Water	01/30/24 16:08	01/31/24 13:25
92711015007	**BOW-BGWA-47D**	Water	01/31/24 11:36	02/02/24 10:52
92711015008	**BOW-BGWA-48D**	Water	01/31/24 14:54	02/02/24 10:52
92711015009	**BOW-BGWC-8**	Water	02/01/24 11:29	02/02/24 10:52
92711015010	**BOW-BGWC-9**	Water	02/01/24 11:22	02/02/24 10:52
92711015011	**BOW-BGWC-10**	Water	02/01/24 14:59	02/02/24 10:52
92711015012	**BOW-BGWC-12**	Water	02/01/24 14:00	02/02/24 10:52
92711015013	**BOW-BGWC-14A**	Water	02/01/24 14:08	02/02/24 10:52
92711015014	**BOW-BGWC-16**	Water	02/01/24 15:34	02/02/24 10:52
92711015015	**BOW-BGWC-17**	Water	02/01/24 16:09	02/02/24 10:52
92711015016	**BOW-BGWA-6**	Water	01/31/24 13:08	02/02/24 10:52
92711015017	**BOW-BGWC-44D**	Water	01/31/24 11:28	02/02/24 10:52
92711015018	**BOW-BGWC-50D**	Water	01/31/24 15:12	02/02/24 10:52
92711015019	**BOW-AP1-FB-02**	Water	02/01/24 16:15	02/02/24 10:52
92711015020	**BOW-BGWC-7**	Water	02/02/24 11:42	02/06/24 10:22
92711015021	**BOW-BGWA-29**	Water	02/05/24 11:20	02/06/24 10:22
92711015022	**BOW-BGWC-18**	Water	02/02/24 11:22	02/06/24 10:22
92711015023	**BOW-BGWC-19**	Water	02/02/24 14:00	02/06/24 10:22
92711015024	**BOW-BGWC-20**	Water	02/05/24 15:32	02/06/24 10:22
92711015025	**BOW-BGWC-21**	Water	02/05/24 15:31	02/06/24 10:22
92711015026	**BOW-BGWC-31**	Water	02/02/24 13:12	02/06/24 10:22
92711015027	**BOW-BGWC-25**	Water	02/05/24 14:42	02/06/24 10:22
92711015028	**BOW-BGWC-34D**	Water	02/05/24 13:10	02/06/24 10:22
92711015029	**BOW-BGWC-51**	Water	02/05/24 11:11	02/06/24 10:22
92711015030	**BOW-BGWC-52**	Water	02/05/24 13:35	02/06/24 10:22
92711015031	**BOW-AP1-FD-03**	Water	02/05/24 00:00	02/06/24 10:22
92711015032	**BOW-AP1-FB-03**	Water	02/05/24 16:25	02/06/24 10:22
92711015033	**BOW-AP1-FD-02**	Water	02/02/24 00:00	02/06/24 10:22
92711015034	**BOW-BGWA-33**	Water	02/07/24 10:25	02/09/24 12:47
92711015035	**BOW-BGWA-2**	Water	02/08/24 12:13	02/09/24 12:47
92711015036	**BOW-BGWC-22**	Water	02/08/24 12:33	02/09/24 12:47
92711015037	**BOW-BGWC-23**	Water	02/08/24 14:29	02/09/24 12:47

REPORT OF LABORATORY ANALYSIS

This report shall not be reproduced, except in full,
without the written consent of Pace Analytical Services, LLC.

Pace Analytical Services, LLC
9800 Kincey Ave. Suite 100
Huntersville, NC 28078
(704)875-9092

SAMPLE SUMMARY

Project: Bowen AP-1
Pace Project No.: 92711015

Lab ID	Sample ID	Matrix	Date Collected	Date Received
92711015038	**BOW-BGWC-30**	Water	02/06/24 14:14	02/09/24 12:47
92711015039	**BOW-BGWC-38D**	Water	02/06/24 16:07	02/09/24 12:47
92711015040	**BOW-BGWC-35D**	Water	02/07/24 10:57	02/09/24 12:47
92711015041	**BOW-BGWC-37D**	Water	02/07/24 13:17	02/09/24 12:47
92711015042	**BOW-BGWC-32**	Water	02/08/24 09:41	02/09/24 12:47
92711015043	**BOW-BGWC-49D**	Water	02/06/24 16:01	02/09/24 12:47
92711015044	**BOW-BGWC-40**	Water	02/07/24 12:44	02/09/24 12:47
92711015045	**BOW-BGWC-41D**	Water	02/07/24 15:02	02/09/24 12:47
92711015046	**BOW-BGWC-42D**	Water	02/07/24 16:01	02/09/24 12:47
92711015047	**BOW-BGWC-39**	Water	02/08/24 10:50	02/09/24 12:47
92711015048	**BOW-AP1-FD-04**	Water	02/07/24 00:00	02/09/24 12:47
92711015049	**BOW-AP1-FB-04**	Water	02/07/24 14:34	02/09/24 12:47
92711015050	**BOW-AP1-EB-02**	Water	02/08/24 14:55	02/09/24 12:47

This report shall not be reproduced, except in full,
without the written consent of Pace Analytical Services, LLC.

Pace Analytical Services, LLC
9800 Kincey Ave. Suite 100
Huntersville, NC 28078
(704)875-9092

SAMPLE ANALYTE COUNT

Project: Bowen AP-1
Pace Project No.: 92711015

Lab ID	Sample ID	Method	Analysts	Analytes Reported
92711015001	**BOW-BGWC-24**	EPA 6010D	AJM, DRB	6
		EPA 6020B	CW1	13
		EPA 7470A	VB	1
		SM 2320B-2011	YEG	3
		SM 2540C-2015	JAY	1
		SM 4500-S2D-2011	JP1	1
		EPA 300.0 Rev 2.1 1993	CDC	3
92711015002	**BOW-BGWC-36D**	EPA 6010D	AJM, DRB	6
		EPA 6020B	CW1	13
		EPA 7470A	VB	1
		SM 2320B-2011	YEG	3
		SM 2540C-2015	JAY	1
		SM 4500-S2D-2011	JP1	1
		EPA 300.0 Rev 2.1 1993	CDC	3
92711015003	**BOW-BGWC-43D**	EPA 6010D	AJM, DRB	6
		EPA 6020B	CW1	13
		EPA 7470A	VB	1
		SM 2320B-2011	YEG	3
		SM 2540C-2015	JAY	1
		SM 4500-S2D-2011	JP1	1
		EPA 300.0 Rev 2.1 1993	CDC	3
92711015004	**BOW-AP1-FD-01**	EPA 6010D	AJM, DRB	6
		EPA 6020B	CW1	13
		EPA 7470A	VB	1
		SM 2320B-2011	YEG	3
		SM 2540C-2015	JAY	1
		SM 4500-S2D-2011	JP1	1
		EPA 300.0 Rev 2.1 1993	CDC	3
92711015005	**BOW-AP1-FB-01**	EPA 6010D	DRB	6
		EPA 6020B	CW1	13
		EPA 7470A	VB	1
		SM 2320B-2011	YEG	3
		SM 2540C-2015	JAY	1
		SM 4500-S2D-2011	JP1	1
		EPA 300.0 Rev 2.1 1993	CDC	3
92711015006	**BOW-AP1-EB-01**	EPA 6010D	DRB	6
		EPA 6020B	CW1	13

This report shall not be reproduced, except in full,
without the written consent of Pace Analytical Services, LLC.

Pace Analytical Services, LLC
9800 Kincey Ave. Suite 100
Huntersville, NC 28078
(704)875-9092

SAMPLE ANALYTE COUNT

Project: Bowen AP-1
Pace Project No.: 92711015

Lab ID	Sample ID	Method	Analysts	Analytes Reported
		EPA 7470A	VB	1
		SM 2320B-2011	YEG	3
		SM 2540C-2015	JAY	1
		SM 4500-S2D-2011	JP1	1
		EPA 300.0 Rev 2.1 1993	CDC	3
92711015007	**BOW-BGWA-47D**	EPA 6010D	AJM, DRB	6
		EPA 6020B	MT1	13
		EPA 7470A	VB	1
		SM 2320B-2011	SMS	3
		SM 2540C-2015	JAY	1
		SM 4500-S2D-2011	JP1	1
		EPA 300.0 Rev 2.1 1993	JCM	3
92711015008	**BOW-BGWA-48D**	EPA 6010D	AJM, DRB	6
		EPA 6020B	MT1	13
		EPA 7470A	VB	1
		SM 2320B-2011	SMS	3
		SM 2540C-2015	JAY	1
		SM 4500-S2D-2011	JP1	1
		EPA 300.0 Rev 2.1 1993	JCM	3
92711015009	**BOW-BGWC-8**	EPA 6010D	AJM, DRB	6
		EPA 6020B	MT1	13
		EPA 7470A	VB	1
		SM 2320B-2011	SMS	3
		SM 2540C-2015	JAY	1
		SM 4500-S2D-2011	JP1	1
		EPA 300.0 Rev 2.1 1993	JCM	3
92711015010	**BOW-BGWC-9**	EPA 6010D	AJM, DRB	6
		EPA 6020B	MT1	13
		EPA 7470A	VB	1
		SM 2320B-2011	SMS	3
		SM 2540C-2015	JAY	1
		SM 4500-S2D-2011	JP1	1
		EPA 300.0 Rev 2.1 1993	JCM	3
92711015011	**BOW-BGWC-10**	EPA 6010D	AJM, DRB	6
		EPA 6020B	MT1	13
		EPA 7470A	VB	1
		SM 2320B-2011	SMS	3

REPORT OF LABORATORY ANALYSIS

This report shall not be reproduced, except in full,
without the written consent of Pace Analytical Services, LLC.

Pace Analytical Services, LLC
9800 Kincey Ave. Suite 100
Huntersville, NC 28078
(704)875-9092

SAMPLE ANALYTE COUNT

Project: Bowen AP-1
Pace Project No.: 92711015

Lab ID	Sample ID	Method	Analysts	Analytes Reported
		SM 2540C-2015	JAY	1
		SM 4500-S2D-2011	JP1	1
		EPA 300.0 Rev 2.1 1993	JCM	3
92711015012	**BOW-BGWC-12**	EPA 6010D	AJM, DRB	6
		EPA 6020B	MT1	13
		EPA 7470A	VB	1
		SM 2320B-2011	SMS	3
		SM 2540C-2015	JAY	1
		SM 4500-S2D-2011	JP1	1
		EPA 300.0 Rev 2.1 1993	JCM	3
92711015013	**BOW-BGWC-14A**	EPA 6010D	AJM, DRB	6
		EPA 6020B	MT1	13
		EPA 7470A	VB	1
		SM 2320B-2011	SMS	3
		SM 2540C-2015	JAY	1
		SM 4500-S2D-2011	JP1	1
		EPA 300.0 Rev 2.1 1993	JCM	3
92711015014	**BOW-BGWC-16**	EPA 6010D	AJM, DRB	6
		EPA 6020B	MT1	13
		EPA 7470A	VB	1
		SM 2320B-2011	SMS	3
		SM 2540C-2015	JAY	1
		SM 4500-S2D-2011	JP1	1
		EPA 300.0 Rev 2.1 1993	JCM	3
92711015015	**BOW-BGWC-17**	EPA 6010D	AJM, DRB	6
		EPA 6020B	MT1	13
		EPA 7470A	VB	1
		SM 2320B-2011	SMS	3
		SM 2540C-2015	JAY	1
		SM 4500-S2D-2011	JP1	1
		EPA 300.0 Rev 2.1 1993	JCM	3
92711015016	**BOW-BGWA-6**	EPA 6010D	AJM, DRB	6
		EPA 6020B	MT1	13
		EPA 7470A	VB	1
		SM 2320B-2011	SMS	3
		SM 2540C-2015	JAY	1
		SM 4500-S2D-2011	JP1	1

REPORT OF LABORATORY ANALYSIS

This report shall not be reproduced, except in full,
without the written consent of Pace Analytical Services, LLC.

Pace Analytical Services, LLC
9800 Kincey Ave. Suite 100
Huntersville, NC 28078
(704)875-9092

SAMPLE ANALYTE COUNT

Project: Bowen AP-1
Pace Project No.: 92711015

Lab ID	Sample ID	Method	Analysts	Analytes Reported
		EPA 300.0 Rev 2.1 1993	JCM	3
92711015017	**BOW-BGWC-44D**	EPA 6010D	AJM, DRB	6
		EPA 6020B	MT1	13
		EPA 7470A	VB	1
		SM 2320B-2011	SMS	3
		SM 2540C-2015	JAY	1
		SM 4500-S2D-2011	JP1	1
		EPA 300.0 Rev 2.1 1993	JCM	3
92711015018	**BOW-BGWC-50D**	EPA 6010D	AJM, DRB	6
		EPA 6020B	MT1	13
		EPA 7470A	VB	1
		SM 2320B-2011	SMS	3
		SM 2540C-2015	JAY	1
		SM 4500-S2D-2011	JP1	1
		EPA 300.0 Rev 2.1 1993	JCM	3
92711015019	**BOW-AP1-FB-02**	EPA 6010D	AJM, DRB	6
		EPA 6020B	MT1	13
		EPA 7470A	VB	1
		SM 2320B-2011	SMS	3
		SM 2540C-2015	JAY	1
		SM 4500-S2D-2011	JP1	1
		EPA 300.0 Rev 2.1 1993	JCM	3
92711015020	**BOW-BGWC-7**	EPA 6010D	AJM	6
		EPA 6020B	MT1	13
		EPA 7470A	VB	1
		SM 2320B-2011	SMS	3
		SM 2540C-2015	JAY	1
		SM 4500-S2D-2011	JP1	1
		EPA 300.0 Rev 2.1 1993	CDC	3
92711015021	**BOW-BGWA-29**	EPA 6010D	AJM	6
		EPA 6020B	MT1	13
		EPA 7470A	VB	1
		SM 2320B-2011	SMS	3
		SM 2540C-2015	JAY	1
		SM 4500-S2D-2011	JP1	1
		EPA 300.0 Rev 2.1 1993	CDC	3
92711015022	**BOW-BGWC-18**	EPA 6010D	AJM	6

This report shall not be reproduced, except in full,
without the written consent of Pace Analytical Services, LLC.

Pace Analytical Services, LLC
9800 Kincey Ave. Suite 100
Huntersville, NC 28078
(704)875-9092

SAMPLE ANALYTE COUNT

Project: Bowen AP-1
Pace Project No.: 92711015

Lab ID	Sample ID	Method	Analysts	Analytes Reported
		EPA 6020B	MT1	13
		EPA 7470A	VB	1
		SM 2320B-2011	SMS	3
		SM 2540C-2015	JAY	1
		SM 4500-S2D-2011	JP1	1
		EPA 300.0 Rev 2.1 1993	CDC	3
92711015023	**BOW-BGWC-19**	EPA 6010D	AJM	6
		EPA 6020B	MT1	13
		EPA 7470A	VB	1
		SM 2320B-2011	SMS	3
		SM 2540C-2015	JAY	1
		SM 4500-S2D-2011	JP1	1
		EPA 300.0 Rev 2.1 1993	CDC	3
92711015024	**BOW-BGWC-20**	EPA 6010D	AJM	6
		EPA 6020B	MT1	13
		EPA 7470A	VB	1
		SM 2320B-2011	SMS	3
		SM 2540C-2015	JMH1	1
		SM 4500-S2D-2011	JP1	1
		EPA 300.0 Rev 2.1 1993	CDC	3
92711015025	**BOW-BGWC-21**	EPA 6010D	AJM	6
		EPA 6020B	CW1	13
		EPA 7470A	VB	1
		SM 2320B-2011	SMS	3
		SM 2540C-2015	JMH1	1
		SM 4500-S2D-2011	JP1	1
		EPA 300.0 Rev 2.1 1993	CDC	3
92711015026	**BOW-BGWC-31**	EPA 6010D	AJM	6
		EPA 6020B	CW1	13
		EPA 7470A	VB	1
		SM 2320B-2011	SMS	3
		SM 2540C-2015	JAY	1
		SM 4500-S2D-2011	JP1	1
		EPA 300.0 Rev 2.1 1993	CDC	3
92711015027	**BOW-BGWC-25**	EPA 6010D	AJM	6
		EPA 6020B	CW1	13
		EPA 7470A	VB	1

This report shall not be reproduced, except in full,
without the written consent of Pace Analytical Services, LLC.

Pace Analytical Services, LLC
9800 Kincey Ave. Suite 100
Huntersville, NC 28078
(704)875-9092

SAMPLE ANALYTE COUNT

Project: Bowen AP-1
Pace Project No.: 92711015

Lab ID	Sample ID	Method	Analysts	Analytes Reported
		SM 2320B-2011	SMS	3
		SM 2540C-2015	JMH1	1
		SM 4500-S2D-2011	JP1	1
		EPA 300.0 Rev 2.1 1993	CDC	3
92711015028	**BOW-BGWC-34D**	EPA 6010D	AJM	6
		EPA 6020B	CW1	13
		EPA 7470A	VB	1
		SM 2320B-2011	SMS	3
		SM 2540C-2015	JMH1	1
		SM 4500-S2D-2011	JP1	1
		EPA 300.0 Rev 2.1 1993	CDC	3
92711015029	**BOW-BGWC-51**	EPA 6010D	AJM	6
		EPA 6020B	CW1	13
		EPA 7470A	VB	1
		SM 2320B-2011	SMS	3
		SM 2540C-2015	JMH1	1
		SM 4500-S2D-2011	JP1	1
		EPA 300.0 Rev 2.1 1993	CDC	3
92711015030	**BOW-BGWC-52**	EPA 6010D	AJM	6
		EPA 6020B	CW1	13
		EPA 7470A	VB	1
		SM 2320B-2011	SMS	3
		SM 2540C-2015	JMH1	1
		SM 4500-S2D-2011	JP1	1
		EPA 300.0 Rev 2.1 1993	CDC	3
92711015031	**BOW-AP1-FD-03**	EPA 6010D	AJM	6
		EPA 6020B	CW1	13
		EPA 7470A	VB	1
		SM 2320B-2011	SMS	3
		SM 2540C-2015	JMH1	1
		SM 4500-S2D-2011	JP1	1
		EPA 300.0 Rev 2.1 1993	CDC	3
92711015032	**BOW-AP1-FB-03**	EPA 6010D	AJM	6
		EPA 6020B	CW1	13
		EPA 7470A	VB	1
		SM 2320B-2011	SMS	3
		SM 2540C-2015	JMH1	1

REPORT OF LABORATORY ANALYSIS

This report shall not be reproduced, except in full,
without the written consent of Pace Analytical Services, LLC.

Pace Analytical Services, LLC
9800 Kincey Ave. Suite 100
Huntersville, NC 28078
(704)875-9092

SAMPLE ANALYTE COUNT

Project: Bowen AP-1
Pace Project No.: 92711015

Lab ID	Sample ID	Method	Analysts	Analytes Reported
		SM 4500-S2D-2011	JP1	1
		EPA 300.0 Rev 2.1 1993	CDC	3
92711015033	**BOW-AP1-FD-02**	EPA 6010D	AJM	6
		EPA 6020B	CW1	13
		EPA 7470A	VB	1
		SM 2320B-2011	SMS	3
		SM 2540C-2015	JAY	1
		SM 4500-S2D-2011	JP1	1
		EPA 300.0 Rev 2.1 1993	CDC	3
92711015034	**BOW-BGWA-33**	EPA 6010D	AJM	6
		EPA 6020B	MT1	13
		EPA 7470A	VB	1
		SM 2320B-2011	SMS	3
		SM 2540C-2015	JAY	1
		SM 4500-S2D-2011	JP1	1
		EPA 300.0 Rev 2.1 1993	CDC	3
92711015035	**BOW-BGWA-2**	EPA 6010D	AJM	6
		EPA 6020B	MT1	13
		EPA 7470A	VB	1
		SM 2320B-2011	SMS	3
		SM 2540C-2015	JAY	1
		SM 4500-S2D-2011	JP1	1
		EPA 300.0 Rev 2.1 1993	CDC	3
92711015036	**BOW-BGWC-22**	EPA 6010D	AJM	6
		EPA 6020B	MT1	13
		EPA 7470A	VB	1
		SM 2320B-2011	SMS	3
		SM 2540C-2015	JAY	1
		SM 4500-S2D-2011	JP1	1
		EPA 300.0 Rev 2.1 1993	CDC	3
92711015037	**BOW-BGWC-23**	EPA 6010D	AJM	6
		EPA 6020B	MT1	13
		EPA 7470A	VB	1
		SM 2320B-2011	SMS	3
		SM 2540C-2015	JMH1	1
		SM 4500-S2D-2011	JP1	1
		EPA 300.0 Rev 2.1 1993	CDC	3

This report shall not be reproduced, except in full,
without the written consent of Pace Analytical Services, LLC.

Pace Analytical Services, LLC
9800 Kincey Ave. Suite 100
Huntersville, NC 28078
(704)875-9092

SAMPLE ANALYTE COUNT

Project: Bowen AP-1
Pace Project No.: 92711015

Lab ID	Sample ID	Method	Analysts	Analytes Reported
92711015038	**BOW-BGWC-30**	EPA 6010D	AJM	6
		EPA 6020B	MT1	13
		EPA 7470A	VB	1
		SM 2320B-2011	SMS	3
		SM 2540C-2015	JAY	1
		SM 4500-S2D-2011	JP1	1
		EPA 300.0 Rev 2.1 1993	CDC	3
92711015039	**BOW-BGWC-38D**	EPA 6010D	AJM, DRB	6
		EPA 6020B	MT1	13
		EPA 7470A	VB	1
		SM 2320B-2011	SMS	3
		SM 2540C-2015	JAY	1
		SM 4500-S2D-2011	JP1	1
		EPA 300.0 Rev 2.1 1993	CDC	3
92711015040	**BOW-BGWC-35D**	EPA 6010D	AJM, DRB	6
		EPA 6020B	MT1	13
		EPA 7470A	VB	1
		SM 2320B-2011	SMS	3
		SM 2540C-2015	JAY	1
		SM 4500-S2D-2011	JP1	1
		EPA 300.0 Rev 2.1 1993	CDC	3
92711015041	**BOW-BGWC-37D**	EPA 6010D	AJM, DRB	6
		EPA 6020B	MT1	13
		EPA 7470A	VB	1
		SM 2320B-2011	SMS	3
		SM 2540C-2015	JAY	1
		SM 4500-S2D-2011	JP1	1
		EPA 300.0 Rev 2.1 1993	CDC	3
92711015042	**BOW-BGWC-32**	EPA 6010D	AJM, DRB	6
		EPA 6020B	MT1	13
		EPA 7470A	VB	1
		SM 2320B-2011	SMS	3
		SM 2540C-2015	JMH1	1
		SM 4500-S2D-2011	JP1	1
		EPA 300.0 Rev 2.1 1993	CDC	3
92711015043	**BOW-BGWC-49D**	EPA 6010D	AJM, DRB	6
		EPA 6020B	MT1	13

REPORT OF LABORATORY ANALYSIS

This report shall not be reproduced, except in full,
without the written consent of Pace Analytical Services, LLC.

Pace Analytical Services, LLC
9800 Kincey Ave. Suite 100
Huntersville, NC 28078
(704)875-9092

SAMPLE ANALYTE COUNT

Project: Bowen AP-1
Pace Project No.: 92711015

Lab ID	Sample ID	Method	Analysts	Analytes Reported
		EPA 7470A	VB	1
		SM 2320B-2011	SMS	3
		SM 2540C-2015	JAY	1
		SM 4500-S2D-2011	JP1	1
		EPA 300.0 Rev 2.1 1993	CDC	3
92711015044	**BOW-BGWC-40**	EPA 6010D	AJM, DRB	6
		EPA 6020B	MT1	13
		EPA 7470A	VB	1
		SM 2320B-2011	SMS	3
		SM 2540C-2015	JAY	1
		SM 4500-S2D-2011	JP1	1
		EPA 300.0 Rev 2.1 1993	CDC	3
92711015045	**BOW-BGWC-41D**	EPA 6010D	AJM, DRB	6
		EPA 6020B	MT1	13
		EPA 7470A	VB	1
		SM 2320B-2011	SMS	3
		SM 2540C-2015	JAY	1
		SM 4500-S2D-2011	JP1	1
		EPA 300.0 Rev 2.1 1993	CDC	3
92711015046	**BOW-BGWC-42D**	EPA 6010D	AJM, DRB	6
		EPA 6020B	MT1	13
		EPA 7470A	VB	1
		SM 2320B-2011	SMS	3
		SM 2540C-2015	JAY	1
		SM 4500-S2D-2011	JP1	1
		EPA 300.0 Rev 2.1 1993	CDC	3
92711015047	**BOW-BGWC-39**	EPA 6010D	AJM, DRB	6
		EPA 6020B	MT1	13
		EPA 7470A	VB	1
		SM 2320B-2011	SMS	3
		SM 2540C-2015	JMH1	1
		SM 4500-S2D-2011	JP1	1
		EPA 300.0 Rev 2.1 1993	CDC	3
92711015048	**BOW-AP1-FD-04**	EPA 6010D	AJM, DRB	6
		EPA 6020B	MT1	13
		EPA 7470A	VB	1
		SM 2320B-2011	SMS	3

REPORT OF LABORATORY ANALYSIS

This report shall not be reproduced, except in full,
without the written consent of Pace Analytical Services, LLC.

Pace Analytical Services, LLC
9800 Kincey Ave. Suite 100
Huntersville, NC 28078
(704)875-9092

SAMPLE ANALYTE COUNT

Project: Bowen AP-1
Pace Project No.: 92711015

Lab ID	Sample ID	Method	Analysts	Analytes Reported
		SM 2540C-2015	JAY	1
		SM 4500-S2D-2011	JP1	1
		EPA 300.0 Rev 2.1 1993	CDC	3
92711015049	**BOW-AP1-FB-04**	EPA 6010D	AJM, DRB	6
		EPA 6020B	MT1	13
		EPA 7470A	VB	1
		SM 2320B-2011	SMS	3
		SM 2540C-2015	JAY	1
		SM 4500-S2D-2011	JP1	1
		EPA 300.0 Rev 2.1 1993	CDC	3
92711015050	**BOW-AP1-EB-02**	EPA 6010D	AJM, DRB	6
		EPA 6020B	MT1	13
		EPA 7470A	VB	1
		SM 2320B-2011	SMS	3
		SM 2540C-2015	JMH1	1
		SM 4500-S2D-2011	JP1	1
		EPA 300.0 Rev 2.1 1993	CDC	3

PASI-A = Pace Analytical Services - Asheville
PASI-GA = Pace Analytical Services - Peachtree Corners, GA

This report shall not be reproduced, except in full,
without the written consent of Pace Analytical Services, LLC.

Pace Analytical Services, LLC
9800 Kincey Ave. Suite 100
Huntersville, NC 28078
(704)875-9092

SUMMARY OF DETECTION

Project: Bowen AP-1
Pace Project No.: 92711015

Lab Sample ID / Method	Client Sample ID / Parameters	Result	Units	Report Limit	Analyzed	Qualifiers
92711015001	**BOW-BGWC-24**					
EPA 6010D	Manganese	2.1	mg/L	0.040	02/06/24 03:15	
EPA 6010D	Potassium	7.9	mg/L	0.50	02/06/24 03:15	
EPA 6010D	Magnesium	62.4	mg/L	0.050	02/06/24 03:15	
EPA 6010D	Sodium	10.6	mg/L	5.0	02/07/24 01:56	
EPA 6010D	Calcium	413	mg/L	5.0	02/07/24 01:56	
EPA 6020B	Arsenic	0.0036J	mg/L	0.0050	02/01/24 18:57	
EPA 6020B	Barium	0.042	mg/L	0.0050	02/01/24 18:57	
EPA 6020B	Beryllium	0.00028J	mg/L	0.00050	02/01/24 18:57	
EPA 6020B	Boron	15.7	mg/L	2.0	02/02/24 15:10	
EPA 6020B	Cadmium	0.0022	mg/L	0.00050	02/01/24 18:57	
EPA 6020B	Cobalt	0.0020J	mg/L	0.0050	02/01/24 18:57	
EPA 6020B	Lithium	0.0054J	mg/L	0.030	02/01/24 18:57	
EPA 6020B	Selenium	0.0054	mg/L	0.0050	02/01/24 18:57	
EPA 7470A	Mercury	0.00062	mg/L	0.00020	02/15/24 15:01	M1, R1
SM 2320B-2011	Alkalinity,Bicarbonate (CaCO3)	148	mg/L	5.0	02/05/24 16:47	
SM 2320B-2011	Alkalinity, Total as CaCO3	148	mg/L	5.0	02/05/24 16:47	
SM 2540C-2015	Total Dissolved Solids	2180	mg/L	50.0	02/01/24 11:54	
EPA 300.0 Rev 2.1 1993	Chloride	533	mg/L	12.0	02/01/24 14:13	
EPA 300.0 Rev 2.1 1993	Fluoride	0.13	mg/L	0.10	02/01/24 06:12	
EPA 300.0 Rev 2.1 1993	Sulfate	324	mg/L	12.0	02/01/24 14:13	
92711015002	**BOW-BGWC-36D**					
EPA 6010D	Potassium	3.8	mg/L	0.50	02/06/24 03:20	
EPA 6010D	Magnesium	54.3	mg/L	0.050	02/06/24 03:20	
EPA 6010D	Sodium	12.1	mg/L	5.0	02/07/24 02:01	
EPA 6010D	Calcium	166	mg/L	5.0	02/07/24 02:01	
EPA 6020B	Antimony	0.0021J	mg/L	0.0030	02/01/24 19:14	
EPA 6020B	Arsenic	0.0017J	mg/L	0.0050	02/01/24 19:14	
EPA 6020B	Barium	0.060	mg/L	0.0050	02/01/24 19:14	
EPA 6020B	Boron	4.6	mg/L	0.40	02/02/24 15:22	
EPA 6020B	Lithium	0.0016J	mg/L	0.030	02/01/24 19:14	
EPA 6020B	Molybdenum	0.012	mg/L	0.010	02/01/24 19:14	
EPA 6020B	Selenium	0.013	mg/L	0.0050	02/01/24 19:14	
SM 2320B-2011	Alkalinity,Bicarbonate (CaCO3)	131	mg/L	5.0	02/05/24 16:58	
SM 2320B-2011	Alkalinity, Total as CaCO3	131	mg/L	5.0	02/05/24 16:58	
SM 2540C-2015	Total Dissolved Solids	908	mg/L	50.0	02/01/24 11:54	
EPA 300.0 Rev 2.1 1993	Chloride	240	mg/L	5.0	02/01/24 14:27	M1
EPA 300.0 Rev 2.1 1993	Fluoride	0.096J	mg/L	0.10	02/01/24 06:56	M1
EPA 300.0 Rev 2.1 1993	Sulfate	126	mg/L	5.0	02/01/24 14:27	
92711015003	**BOW-BGWC-43D**					
EPA 6010D	Iron	0.14	mg/L	0.040	02/06/24 03:25	
EPA 6010D	Manganese	0.78	mg/L	0.040	02/06/24 03:25	
EPA 6010D	Potassium	5.5	mg/L	0.50	02/06/24 03:25	
EPA 6010D	Magnesium	66.5	mg/L	0.050	02/06/24 03:25	
EPA 6010D	Sodium	17.9	mg/L	1.0	02/07/24 02:05	
EPA 6010D	Calcium	290	mg/L	1.0	02/07/24 02:05	
EPA 6020B	Antimony	0.0015J	mg/L	0.0030	02/01/24 19:18	

This report shall not be reproduced, except in full,
without the written consent of Pace Analytical Services, LLC.

Pace Analytical Services, LLC
9800 Kincey Ave. Suite 100
Huntersville, NC 28078
(704)875-9092

SUMMARY OF DETECTION

Project: Bowen AP-1
Pace Project No.: 92711015

Lab Sample ID / Method	Client Sample ID / Parameters	Result	Units	Report Limit	Analyzed	Qualifiers
92711015003	**BOW-BGWC-43D**					
EPA 6020B	Arsenic	0.0034J	mg/L	0.0050	02/01/24 19:18	
EPA 6020B	Barium	0.072	mg/L	0.0050	02/01/24 19:18	
EPA 6020B	Boron	12.6	mg/L	2.0	02/02/24 15:26	
EPA 6020B	Cadmium	0.00034J	mg/L	0.00050	02/01/24 19:18	
EPA 6020B	Cobalt	0.0024J	mg/L	0.0050	02/01/24 19:18	
EPA 6020B	Lithium	0.017J	mg/L	0.030	02/01/24 19:18	
EPA 6020B	Molybdenum	0.12	mg/L	0.010	02/01/24 19:18	
EPA 6020B	Selenium	0.0055	mg/L	0.0050	02/01/24 19:18	
EPA 6020B	Thallium	0.0055	mg/L	0.0010	02/01/24 19:18	
SM 2320B-2011	Alkalinity,Bicarbonate (CaCO3)	99.8	mg/L	5.0	02/05/24 17:08	
SM 2320B-2011	Alkalinity, Total as CaCO3	99.8	mg/L	5.0	02/05/24 17:08	
SM 2540C-2015	Total Dissolved Solids	1840	mg/L	50.0	02/01/24 11:54	
EPA 300.0 Rev 2.1 1993	Chloride	446	mg/L	10.0	02/01/24 16:53	
EPA 300.0 Rev 2.1 1993	Fluoride	0.82	mg/L	0.10	02/01/24 07:39	
EPA 300.0 Rev 2.1 1993	Sulfate	288	mg/L	10.0	02/01/24 16:53	
92711015004	**BOW-AP1-FD-01**					
EPA 6010D	Calcium	142	mg/L	1.0	02/06/24 03:44	
EPA 6010D	Magnesium	49.8	mg/L	0.050	02/06/24 03:44	
EPA 6010D	Sodium	11.7	mg/L	1.0	02/07/24 02:10	
EPA 6010D	Potassium	3.3	mg/L	0.50	02/07/24 11:13	
EPA 6020B	Arsenic	0.0013J	mg/L	0.0050	02/01/24 19:35	
EPA 6020B	Barium	0.060	mg/L	0.0050	02/01/24 19:35	
EPA 6020B	Boron	4.4	mg/L	0.40	02/02/24 15:31	
EPA 6020B	Lithium	0.0016J	mg/L	0.030	02/01/24 19:35	
EPA 6020B	Molybdenum	0.011	mg/L	0.010	02/01/24 19:35	
EPA 6020B	Selenium	0.013	mg/L	0.0050	02/01/24 19:35	
SM 2320B-2011	Alkalinity,Bicarbonate (CaCO3)	133	mg/L	5.0	02/05/24 17:16	
SM 2320B-2011	Alkalinity, Total as CaCO3	133	mg/L	5.0	02/05/24 17:16	
SM 2540C-2015	Total Dissolved Solids	952	mg/L	50.0	02/01/24 11:54	
EPA 300.0 Rev 2.1 1993	Chloride	240	mg/L	5.0	02/01/24 17:07	
EPA 300.0 Rev 2.1 1993	Fluoride	0.10	mg/L	0.10	02/01/24 07:53	
EPA 300.0 Rev 2.1 1993	Sulfate	127	mg/L	5.0	02/01/24 17:07	
92711015006	**BOW-AP1-EB-01**					
EPA 6020B	Boron	0.040J	mg/L	0.040	02/01/24 19:43	
92711015007	**BOW-BGWA-47D**					
EPA 6010D	Calcium	102	mg/L	1.0	02/08/24 00:59	M1
EPA 6010D	Magnesium	19.7	mg/L	0.050	02/08/24 00:59	M1
EPA 6010D	Iron	0.093	mg/L	0.040	02/18/24 20:49	
EPA 6010D	Potassium	1.5	mg/L	0.50	02/18/24 20:49	
EPA 6010D	Sodium	5.3	mg/L	1.0	02/10/24 18:57	
EPA 6020B	Barium	0.054	mg/L	0.0050	02/07/24 13:47	
EPA 6020B	Boron	0.023J	mg/L	0.040	02/07/24 13:47	
EPA 6020B	Selenium	0.0015J	mg/L	0.0050	02/07/24 13:47	
SM 2320B-2011	Alkalinity,Bicarbonate (CaCO3)	290	mg/L	5.0	02/06/24 15:46	
SM 2320B-2011	Alkalinity, Total as CaCO3	290	mg/L	5.0	02/06/24 15:46	
SM 2540C-2015	Total Dissolved Solids	411	mg/L	25.0	02/04/24 12:55	

REPORT OF LABORATORY ANALYSIS

This report shall not be reproduced, except in full,
without the written consent of Pace Analytical Services, LLC.

Pace Analytical Services, LLC
9800 Kincey Ave. Suite 100
Huntersville, NC 28078
(704)875-9092

SUMMARY OF DETECTION

Project: Bowen AP-1
Pace Project No.: 92711015

Lab Sample ID / Method	Client Sample ID / Parameters	Result	Units	Report Limit	Analyzed	Qualifiers
92711015007	**BOW-BGWA-47D**					
EPA 300.0 Rev 2.1 1993	Chloride	4.7	mg/L	1.0	02/03/24 15:46	
EPA 300.0 Rev 2.1 1993	Fluoride	0.050J	mg/L	0.10	02/03/24 15:46	
EPA 300.0 Rev 2.1 1993	Sulfate	69.1	mg/L	1.0	02/03/24 15:46	
92711015008	**BOW-BGWA-48D**					
EPA 6010D	Manganese	0.019J	mg/L	0.040	02/08/24 01:33	
EPA 6010D	Calcium	38.7	mg/L	1.0	02/08/24 01:33	
EPA 6010D	Magnesium	12.4	mg/L	0.050	02/08/24 01:33	
EPA 6010D	Sodium	61.6	mg/L	5.0	02/10/24 19:12	
EPA 6010D	Iron	0.69	mg/L	0.20	02/18/24 21:03	
EPA 6010D	Potassium	1.2J	mg/L	2.5	02/18/24 21:03	D3
EPA 6020B	Antimony	0.0010J	mg/L	0.0030	02/07/24 14:01	
EPA 6020B	Arsenic	0.0038J	mg/L	0.0050	02/07/24 14:01	
EPA 6020B	Barium	0.052	mg/L	0.0050	02/07/24 14:01	
EPA 6020B	Boron	0.024J	mg/L	0.040	02/07/24 14:01	
EPA 6020B	Molybdenum	0.0026J	mg/L	0.010	02/07/24 14:01	
SM 2320B-2011	Alkalinity,Bicarbonate (CaCO3)	232	mg/L	5.0	02/06/24 15:55	
SM 2320B-2011	Alkalinity, Total as CaCO3	232	mg/L	5.0	02/06/24 15:55	
SM 2540C-2015	Total Dissolved Solids	324	mg/L	25.0	02/04/24 12:55	
SM 4500-S2D-2011	Sulfide	0.16	mg/L	0.10	02/03/24 06:27	
EPA 300.0 Rev 2.1 1993	Chloride	7.3	mg/L	1.0	02/03/24 16:01	
EPA 300.0 Rev 2.1 1993	Fluoride	0.082J	mg/L	0.10	02/03/24 16:01	
EPA 300.0 Rev 2.1 1993	Sulfate	54.2	mg/L	1.0	02/03/24 16:01	
92711015009	**BOW-BGWC-8**					
EPA 6010D	Calcium	39.9	mg/L	1.0	02/08/24 01:53	
EPA 6010D	Sodium	4.9	mg/L	1.0	02/10/24 19:16	
EPA 6010D	Magnesium	14.4	mg/L	0.050	02/10/24 19:16	
EPA 6010D	Iron	0.070	mg/L	0.040	02/18/24 21:08	
EPA 6010D	Potassium	2.6	mg/L	0.50	02/18/24 21:08	
EPA 6020B	Barium	0.027	mg/L	0.0050	02/07/24 14:05	
EPA 6020B	Boron	0.040J	mg/L	0.040	02/07/24 14:05	
SM 2320B-2011	Alkalinity,Bicarbonate (CaCO3)	153	mg/L	5.0	02/06/24 13:46	
SM 2320B-2011	Alkalinity, Total as CaCO3	153	mg/L	5.0	02/06/24 13:46	
SM 2540C-2015	Total Dissolved Solids	202	mg/L	25.0	02/04/24 12:57	
EPA 300.0 Rev 2.1 1993	Chloride	1.5	mg/L	1.0	02/03/24 16:16	
EPA 300.0 Rev 2.1 1993	Fluoride	0.051J	mg/L	0.10	02/03/24 16:16	
EPA 300.0 Rev 2.1 1993	Sulfate	21.4	mg/L	1.0	02/03/24 16:16	
92711015010	**BOW-BGWC-9**					
EPA 6010D	Iron	0.24	mg/L	0.20	02/18/24 21:13	
EPA 6010D	Potassium	2.5	mg/L	2.5	02/18/24 21:13	
EPA 6010D	Manganese	0.028J	mg/L	0.040	02/08/24 02:02	
EPA 6010D	Calcium	60.1	mg/L	1.0	02/08/24 02:02	
EPA 6010D	Sodium	12.0	mg/L	5.0	02/10/24 19:31	
EPA 6010D	Magnesium	24.5	mg/L	0.25	02/10/24 19:31	
EPA 6020B	Arsenic	0.0012J	mg/L	0.0050	02/07/24 14:09	
EPA 6020B	Barium	0.027	mg/L	0.0050	02/07/24 14:09	
EPA 6020B	Boron	0.48	mg/L	0.040	02/07/24 14:09	

REPORT OF LABORATORY ANALYSIS

This report shall not be reproduced, except in full,
without the written consent of Pace Analytical Services, LLC.

Pace Analytical Services, LLC
9800 Kincey Ave. Suite 100
Huntersville, NC 28078
(704)875-9092

SUMMARY OF DETECTION

Project: Bowen AP-1
Pace Project No.: 92711015

Lab Sample ID / Method	Client Sample ID / Parameters	Result	Units	Report Limit	Analyzed	Qualifiers
92711015010	**BOW-BGWC-9**					
EPA 6020B	Lithium	0.0020J	mg/L	0.030	02/07/24 14:09	
EPA 6020B	Molybdenum	0.0016J	mg/L	0.010	02/07/24 14:09	
EPA 6020B	Selenium	0.0011J	mg/L	0.0050	02/07/24 14:09	
SM 2320B-2011	Alkalinity,Bicarbonate (CaCO3)	205	mg/L	5.0	02/06/24 13:57	
SM 2320B-2011	Alkalinity, Total as CaCO3	205	mg/L	5.0	02/06/24 13:57	
SM 2540C-2015	Total Dissolved Solids	339	mg/L	25.0	02/04/24 12:57	
EPA 300.0 Rev 2.1 1993	Chloride	9.3	mg/L	1.0	02/03/24 16:31	
EPA 300.0 Rev 2.1 1993	Fluoride	0.074J	mg/L	0.10	02/03/24 16:31	
EPA 300.0 Rev 2.1 1993	Sulfate	78.0	mg/L	1.0	02/03/24 16:31	
92711015011	**BOW-BGWC-10**					
EPA 6010D	Iron	0.21	mg/L	0.040	02/18/24 21:18	
EPA 6010D	Potassium	2.1	mg/L	0.50	02/18/24 21:18	
EPA 6010D	Manganese	0.016J	mg/L	0.040	02/08/24 02:12	
EPA 6010D	Calcium	62.8	mg/L	1.0	02/08/24 02:12	
EPA 6010D	Sodium	19.9	mg/L	1.0	02/10/24 19:36	
EPA 6010D	Magnesium	29.5	mg/L	0.050	02/10/24 19:36	
EPA 6020B	Arsenic	0.0060	mg/L	0.0050	02/07/24 14:13	
EPA 6020B	Barium	0.038	mg/L	0.0050	02/07/24 14:13	
EPA 6020B	Boron	0.51	mg/L	0.040	02/07/24 14:13	
EPA 6020B	Cobalt	0.00040J	mg/L	0.0050	02/07/24 14:13	
EPA 6020B	Molybdenum	0.0020J	mg/L	0.010	02/07/24 14:13	
SM 2320B-2011	Alkalinity,Bicarbonate (CaCO3)	180	mg/L	5.0	02/06/24 14:10	
SM 2320B-2011	Alkalinity, Total as CaCO3	180	mg/L	5.0	02/06/24 14:10	
SM 2540C-2015	Total Dissolved Solids	391	mg/L	25.0	02/04/24 12:57	
EPA 300.0 Rev 2.1 1993	Chloride	30.1	mg/L	1.0	02/03/24 16:46	
EPA 300.0 Rev 2.1 1993	Fluoride	0.051J	mg/L	0.10	02/03/24 16:46	
EPA 300.0 Rev 2.1 1993	Sulfate	96.9	mg/L	2.0	02/04/24 07:05	
92711015012	**BOW-BGWC-12**					
EPA 6010D	Sodium	49.0	mg/L	1.0	02/10/24 19:40	
EPA 6010D	Magnesium	70.0	mg/L	0.050	02/10/24 19:40	
EPA 6010D	Iron	0.030J	mg/L	0.040	02/18/24 21:22	
EPA 6010D	Potassium	3.7	mg/L	0.50	02/18/24 21:22	
EPA 6010D	Calcium	194	mg/L	1.0	02/08/24 02:22	
EPA 6020B	Barium	0.055	mg/L	0.0050	02/07/24 14:53	
EPA 6020B	Boron	1.6	mg/L	0.040	02/07/24 14:53	
EPA 6020B	Cobalt	0.00036J	mg/L	0.0050	02/07/24 14:53	
SM 2320B-2011	Alkalinity,Bicarbonate (CaCO3)	313	mg/L	5.0	02/06/24 20:29	
SM 2320B-2011	Alkalinity, Total as CaCO3	313	mg/L	5.0	02/06/24 20:29	
SM 2540C-2015	Total Dissolved Solids	1150	mg/L	50.0	02/04/24 12:57	
EPA 300.0 Rev 2.1 1993	Chloride	14.2	mg/L	1.0	02/03/24 17:00	
EPA 300.0 Rev 2.1 1993	Fluoride	0.071J	mg/L	0.10	02/03/24 17:00	
EPA 300.0 Rev 2.1 1993	Sulfate	495	mg/L	10.0	02/04/24 07:20	
92711015013	**BOW-BGWC-14A**					
EPA 6010D	Manganese	1.2	mg/L	0.040	02/08/24 02:31	
EPA 6010D	Calcium	177	mg/L	1.0	02/08/24 02:31	
EPA 6010D	Iron	0.036J	mg/L	0.040	02/18/24 21:37	

REPORT OF LABORATORY ANALYSIS

This report shall not be reproduced, except in full,
without the written consent of Pace Analytical Services, LLC.

Pace Analytical Services, LLC
9800 Kincey Ave. Suite 100
Huntersville, NC 28078
(704)875-9092

SUMMARY OF DETECTION

Project: Bowen AP-1
Pace Project No.: 92711015

Lab Sample ID / Method	Client Sample ID / Parameters	Result	Units	Report Limit	Analyzed	Qualifiers
92711015013	**BOW-BGWC-14A**					
EPA 6010D	Potassium	6.0	mg/L	0.50	02/18/24 21:37	
EPA 6010D	Sodium	33.1	mg/L	1.0	02/10/24 19:45	
EPA 6010D	Magnesium	51.0	mg/L	0.050	02/10/24 19:45	
EPA 6020B	Barium	0.034	mg/L	0.0050	02/07/24 14:56	
EPA 6020B	Boron	1.7	mg/L	0.040	02/07/24 14:56	
EPA 6020B	Cadmium	0.00050	mg/L	0.00050	02/07/24 14:56	
EPA 6020B	Cobalt	0.0014J	mg/L	0.0050	02/07/24 14:56	
EPA 6020B	Lithium	0.0019J	mg/L	0.030	02/07/24 14:56	
EPA 6020B	Molybdenum	0.0018J	mg/L	0.010	02/07/24 14:56	
EPA 6020B	Thallium	0.00060J	mg/L	0.0010	02/07/24 14:56	
EPA 7470A	Mercury	0.00015J	mg/L	0.00020	02/15/24 15:53	
SM 2320B-2011	Alkalinity,Bicarbonate (CaCO3)	205	mg/L	5.0	02/06/24 14:29	
SM 2320B-2011	Alkalinity, Total as CaCO3	205	mg/L	5.0	02/06/24 14:29	
SM 2540C-2015	Total Dissolved Solids	1040	mg/L	50.0	02/04/24 12:57	
EPA 300.0 Rev 2.1 1993	Chloride	17.3	mg/L	1.0	02/03/24 17:15	
EPA 300.0 Rev 2.1 1993	Fluoride	0.066J	mg/L	0.10	02/03/24 17:15	
EPA 300.0 Rev 2.1 1993	Sulfate	483	mg/L	10.0	02/04/24 07:34	
92711015014	**BOW-BGWC-16**					
EPA 6010D	Iron	0.21	mg/L	0.040	02/18/24 21:42	
EPA 6010D	Potassium	6.0	mg/L	0.50	02/18/24 21:42	
EPA 6010D	Sodium	52.8	mg/L	1.0	02/10/24 19:50	
EPA 6010D	Magnesium	36.4	mg/L	0.050	02/10/24 19:50	
EPA 6010D	Manganese	4.7	mg/L	0.040	02/08/24 02:51	
EPA 6010D	Calcium	203	mg/L	1.0	02/08/24 02:51	
EPA 6020B	Arsenic	0.0011J	mg/L	0.0050	02/07/24 15:00	
EPA 6020B	Barium	0.032	mg/L	0.0050	02/07/24 15:00	
EPA 6020B	Beryllium	0.00022J	mg/L	0.00050	02/07/24 15:00	
EPA 6020B	Boron	2.2	mg/L	0.040	02/07/24 15:00	
EPA 6020B	Cadmium	0.0024	mg/L	0.00050	02/07/24 15:00	
EPA 6020B	Cobalt	0.011	mg/L	0.0050	02/07/24 15:00	
EPA 6020B	Lead	0.00055J	mg/L	0.0010	02/07/24 15:00	
EPA 6020B	Selenium	0.0034J	mg/L	0.0050	02/07/24 15:00	
SM 2320B-2011	Alkalinity,Bicarbonate (CaCO3)	137	mg/L	5.0	02/06/24 14:53	
SM 2320B-2011	Alkalinity, Total as CaCO3	137	mg/L	5.0	02/06/24 14:53	
SM 2540C-2015	Total Dissolved Solids	1090	mg/L	50.0	02/04/24 12:57	
EPA 300.0 Rev 2.1 1993	Chloride	18.5	mg/L	1.0	02/03/24 17:30	
EPA 300.0 Rev 2.1 1993	Fluoride	0.072J	mg/L	0.10	02/03/24 17:30	
EPA 300.0 Rev 2.1 1993	Sulfate	551	mg/L	12.0	02/04/24 07:49	M1
92711015015	**BOW-BGWC-17**					
EPA 6010D	Sodium	12.9	mg/L	1.0	02/10/24 19:55	
EPA 6010D	Magnesium	30.5	mg/L	0.050	02/10/24 19:55	
EPA 6010D	Manganese	0.29	mg/L	0.040	02/08/24 03:01	
EPA 6010D	Calcium	79.9	mg/L	1.0	02/08/24 03:01	
EPA 6010D	Iron	0.034J	mg/L	0.040	02/18/24 21:47	
EPA 6010D	Potassium	2.5	mg/L	0.50	02/18/24 21:47	
EPA 6020B	Barium	0.017	mg/L	0.0050	02/07/24 15:04	

REPORT OF LABORATORY ANALYSIS

This report shall not be reproduced, except in full,
without the written consent of Pace Analytical Services, LLC.

Pace Analytical Services, LLC
9800 Kincey Ave. Suite 100
Huntersville, NC 28078
(704)875-9092

SUMMARY OF DETECTION

Project: Bowen AP-1
Pace Project No.: 92711015

Lab Sample ID / Method	Client Sample ID / Parameters	Result	Units	Report Limit	Analyzed	Qualifiers
92711015015	**BOW-BGWC-17**					
EPA 6020B	Boron	1.2	mg/L	0.040	02/07/24 15:04	
EPA 6020B	Cadmium	0.00023J	mg/L	0.00050	02/07/24 15:04	
EPA 7470A	Mercury	0.00031	mg/L	0.00020	02/15/24 15:58	
SM 2320B-2011	Alkalinity,Bicarbonate (CaCO3)	157	mg/L	5.0	02/06/24 15:03	
SM 2320B-2011	Alkalinity, Total as CaCO3	157	mg/L	5.0	02/06/24 15:03	
SM 2540C-2015	Total Dissolved Solids	445	mg/L	25.0	02/04/24 12:45	
EPA 300.0 Rev 2.1 1993	Chloride	41.8	mg/L	1.0	02/03/24 18:44	
EPA 300.0 Rev 2.1 1993	Fluoride	0.12	mg/L	0.10	02/03/24 18:44	
EPA 300.0 Rev 2.1 1993	Sulfate	132	mg/L	3.0	02/04/24 08:32	
92711015016	**BOW-BGWA-6**					
EPA 6010D	Sodium	5.5	mg/L	1.0	02/10/24 20:00	
EPA 6010D	Magnesium	31.1	mg/L	0.050	02/10/24 20:00	
EPA 6010D	Manganese	0.11	mg/L	0.040	02/08/24 03:10	
EPA 6010D	Calcium	65.9	mg/L	1.0	02/08/24 03:10	
EPA 6010D	Iron	0.13	mg/L	0.040	02/18/24 21:52	
EPA 6010D	Potassium	1.3	mg/L	0.50	02/18/24 21:52	
EPA 6020B	Barium	0.055	mg/L	0.0050	02/07/24 15:08	
EPA 6020B	Boron	0.024J	mg/L	0.040	02/07/24 15:08	
EPA 6020B	Cobalt	0.00054J	mg/L	0.0050	02/07/24 15:08	
EPA 6020B	Molybdenum	0.00063J	mg/L	0.010	02/07/24 15:08	
SM 2320B-2011	Alkalinity,Bicarbonate (CaCO3)	281	mg/L	5.0	02/06/24 16:04	
SM 2320B-2011	Alkalinity, Total as CaCO3	281	mg/L	5.0	02/06/24 16:04	
SM 2540C-2015	Total Dissolved Solids	313	mg/L	25.0	02/04/24 12:55	
EPA 300.0 Rev 2.1 1993	Chloride	7.8	mg/L	1.0	02/03/24 18:59	
EPA 300.0 Rev 2.1 1993	Fluoride	0.053J	mg/L	0.10	02/03/24 18:59	
EPA 300.0 Rev 2.1 1993	Sulfate	15.1	mg/L	1.0	02/03/24 18:59	
92711015017	**BOW-BGWC-44D**					
EPA 6010D	Manganese	0.023J	mg/L	0.040	02/08/24 03:20	
EPA 6010D	Calcium	29.5	mg/L	1.0	02/08/24 03:20	
EPA 6010D	Sodium	85.3	mg/L	1.0	02/10/24 20:05	
EPA 6010D	Magnesium	22.6	mg/L	0.050	02/10/24 20:05	
EPA 6010D	Iron	0.085	mg/L	0.040	02/18/24 21:57	
EPA 6010D	Potassium	1.3	mg/L	0.50	02/18/24 21:57	
EPA 6020B	Arsenic	0.0040J	mg/L	0.0050	02/07/24 15:11	
EPA 6020B	Barium	0.036	mg/L	0.0050	02/07/24 15:11	
EPA 6020B	Boron	0.035J	mg/L	0.040	02/07/24 15:11	
EPA 6020B	Lithium	0.0059J	mg/L	0.030	02/07/24 15:11	
EPA 6020B	Molybdenum	0.0014J	mg/L	0.010	02/07/24 15:11	
SM 2320B-2011	Alkalinity,Bicarbonate (CaCO3)	303	mg/L	5.0	02/06/24 20:12	
SM 2320B-2011	Alkalinity, Total as CaCO3	303	mg/L	5.0	02/06/24 20:12	
SM 2540C-2015	Total Dissolved Solids	352	mg/L	25.0	02/04/24 12:55	
EPA 300.0 Rev 2.1 1993	Chloride	9.9	mg/L	1.0	02/03/24 19:14	
EPA 300.0 Rev 2.1 1993	Fluoride	0.12	mg/L	0.10	02/03/24 19:14	
EPA 300.0 Rev 2.1 1993	Sulfate	20.7	mg/L	1.0	02/03/24 19:14	
92711015018	**BOW-BGWC-50D**					
EPA 6010D	Manganese	0.072	mg/L	0.040	02/08/24 03:29	

REPORT OF LABORATORY ANALYSIS

This report shall not be reproduced, except in full,
without the written consent of Pace Analytical Services, LLC.

Pace Analytical Services, LLC
9800 Kincey Ave. Suite 100
Huntersville, NC 28078
(704)875-9092

SUMMARY OF DETECTION

Project: Bowen AP-1
Pace Project No.: 92711015

Lab Sample ID / Method	Client Sample ID / Parameters	Result	Units	Report Limit	Analyzed	Qualifiers
92711015018	**BOW-BGWC-50D**					
EPA 6010D	Calcium	67.8	mg/L	1.0	02/08/24 03:29	
EPA 6010D	Sodium	144	mg/L	5.0	02/10/24 20:10	
EPA 6010D	Magnesium	28.2	mg/L	0.25	02/10/24 20:10	
EPA 6010D	Iron	1.9	mg/L	0.20	02/18/24 22:01	
EPA 6010D	Potassium	1.9J	mg/L	2.5	02/18/24 22:01	D3
EPA 6020B	Arsenic	0.0019J	mg/L	0.0050	02/07/24 15:15	
EPA 6020B	Barium	0.055	mg/L	0.0050	02/07/24 15:15	
EPA 6020B	Boron	0.049	mg/L	0.040	02/07/24 15:15	
EPA 6020B	Cobalt	0.00036J	mg/L	0.0050	02/07/24 15:15	
EPA 6020B	Lithium	0.0019J	mg/L	0.030	02/07/24 15:15	
EPA 6020B	Molybdenum	0.0041J	mg/L	0.010	02/07/24 15:15	
SM 2320B-2011	Alkalinity,Bicarbonate (CaCO3)	271	mg/L	5.0	02/06/24 20:20	
SM 2320B-2011	Alkalinity, Total as CaCO3	271	mg/L	5.0	02/06/24 20:20	
SM 2540C-2015	Total Dissolved Solids	715	mg/L	25.0	02/04/24 12:55	
SM 4500-S2D-2011	Sulfide	0.081J	mg/L	0.10	02/03/24 06:28	
EPA 300.0 Rev 2.1 1993	Chloride	25.6	mg/L	1.0	02/03/24 19:29	
EPA 300.0 Rev 2.1 1993	Fluoride	0.12	mg/L	0.10	02/03/24 19:29	
EPA 300.0 Rev 2.1 1993	Sulfate	271	mg/L	6.0	02/04/24 08:47	
92711015020	**BOW-BGWC-7**					
EPA 6010D	Potassium	3.1	mg/L	0.50	02/20/24 16:23	
EPA 6010D	Iron	0.35	mg/L	0.040	02/19/24 19:37	
EPA 6010D	Manganese	0.015J	mg/L	0.040	02/19/24 19:37	
EPA 6010D	Sodium	22.1	mg/L	1.0	02/19/24 19:37	
EPA 6010D	Calcium	119	mg/L	1.0	02/19/24 19:37	
EPA 6010D	Magnesium	38.9	mg/L	0.050	02/19/24 19:37	
EPA 6020B	Arsenic	0.0015J	mg/L	0.0050	02/16/24 15:03	
EPA 6020B	Barium	0.023	mg/L	0.0050	02/16/24 15:03	
EPA 6020B	Boron	0.85	mg/L	0.040	02/16/24 15:03	
EPA 6020B	Cobalt	0.00045J	mg/L	0.0050	02/16/24 15:03	
EPA 6020B	Lithium	0.0066J	mg/L	0.030	02/16/24 15:03	
EPA 6020B	Molybdenum	0.010	mg/L	0.010	02/16/24 15:03	
SM 2320B-2011	Alkalinity,Bicarbonate (CaCO3)	292	mg/L	5.0	02/08/24 18:47	
SM 2320B-2011	Alkalinity, Total as CaCO3	292	mg/L	5.0	02/08/24 18:47	
SM 2540C-2015	Total Dissolved Solids	598	mg/L	50.0	02/08/24 13:58	
EPA 300.0 Rev 2.1 1993	Chloride	6.5	mg/L	1.0	02/08/24 04:18	
EPA 300.0 Rev 2.1 1993	Fluoride	0.15	mg/L	0.10	02/08/24 04:18	
EPA 300.0 Rev 2.1 1993	Sulfate	181	mg/L	4.0	02/08/24 09:25	
92711015021	**BOW-BGWA-29**					
EPA 6010D	Potassium	0.73	mg/L	0.50	02/20/24 16:29	
EPA 6010D	Sodium	2.8	mg/L	1.0	02/19/24 19:42	
EPA 6010D	Calcium	20.5	mg/L	1.0	02/19/24 19:42	
EPA 6010D	Magnesium	10.6	mg/L	0.050	02/19/24 19:42	
EPA 6020B	Barium	0.011	mg/L	0.0050	02/16/24 15:07	
SM 2320B-2011	Alkalinity,Bicarbonate (CaCO3)	95.7	mg/L	5.0	02/08/24 14:30	
SM 2320B-2011	Alkalinity, Total as CaCO3	95.7	mg/L	5.0	02/08/24 14:30	
SM 2540C-2015	Total Dissolved Solids	111	mg/L	25.0	02/08/24 13:41	

REPORT OF LABORATORY ANALYSIS

This report shall not be reproduced, except in full,
without the written consent of Pace Analytical Services, LLC.

Pace Analytical Services, LLC
9800 Kincey Ave. Suite 100
Huntersville, NC 28078
(704)875-9092

SUMMARY OF DETECTION

Project: Bowen AP-1
Pace Project No.: 92711015

Lab Sample ID / Method	Client Sample ID / Parameters	Result	Units	Report Limit	Analyzed	Qualifiers
92711015021	**BOW-BGWA-29**					
EPA 300.0 Rev 2.1 1993	Chloride	1.1	mg/L	1.0	02/08/24 04:32	
EPA 300.0 Rev 2.1 1993	Sulfate	1.3	mg/L	1.0	02/08/24 04:32	
92711015022	**BOW-BGWC-18**					
EPA 6010D	Potassium	1.5	mg/L	0.50	02/20/24 16:34	
EPA 6010D	Sodium	2.3	mg/L	1.0	02/19/24 19:46	
EPA 6010D	Calcium	44.9	mg/L	1.0	02/19/24 19:46	
EPA 6010D	Magnesium	17.1	mg/L	0.050	02/19/24 19:46	
EPA 6020B	Barium	0.027	mg/L	0.0050	02/16/24 15:10	
EPA 6020B	Boron	0.41	mg/L	0.040	02/16/24 15:10	
EPA 6020B	Selenium	0.0024J	mg/L	0.0050	02/16/24 15:10	
SM 2320B-2011	Alkalinity,Bicarbonate (CaCO3)	117	mg/L	5.0	02/08/24 17:20	
SM 2320B-2011	Alkalinity, Total as CaCO3	117	mg/L	5.0	02/08/24 17:20	
SM 2540C-2015	Total Dissolved Solids	220	mg/L	25.0	02/08/24 13:58	
EPA 300.0 Rev 2.1 1993	Chloride	5.3	mg/L	1.0	02/08/24 04:47	
EPA 300.0 Rev 2.1 1993	Sulfate	57.9	mg/L	1.0	02/08/24 04:47	
92711015023	**BOW-BGWC-19**					
EPA 6010D	Potassium	2.8	mg/L	0.50	02/20/24 16:38	
EPA 6010D	Iron	0.13	mg/L	0.040	02/19/24 19:51	
EPA 6010D	Sodium	1.8	mg/L	1.0	02/19/24 19:51	
EPA 6010D	Calcium	51.7	mg/L	1.0	02/19/24 19:51	
EPA 6010D	Magnesium	20.9	mg/L	0.050	02/19/24 19:51	
EPA 6020B	Arsenic	0.00086J	mg/L	0.0050	02/16/24 15:14	
EPA 6020B	Barium	0.028	mg/L	0.0050	02/16/24 15:14	
EPA 6020B	Boron	0.22	mg/L	0.040	02/16/24 15:14	
EPA 6020B	Lead	0.00018J	mg/L	0.0010	02/16/24 15:14	
EPA 6020B	Selenium	0.0013J	mg/L	0.0050	02/16/24 15:14	
SM 2320B-2011	Alkalinity,Bicarbonate (CaCO3)	168	mg/L	5.0	02/08/24 17:30	
SM 2320B-2011	Alkalinity, Total as CaCO3	168	mg/L	5.0	02/08/24 17:30	
SM 2540C-2015	Total Dissolved Solids	237	mg/L	25.0	02/08/24 13:59	
EPA 300.0 Rev 2.1 1993	Chloride	3.5	mg/L	1.0	02/08/24 05:02	
EPA 300.0 Rev 2.1 1993	Fluoride	0.069J	mg/L	0.10	02/08/24 05:02	
EPA 300.0 Rev 2.1 1993	Sulfate	48.2	mg/L	1.0	02/08/24 05:02	
92711015024	**BOW-BGWC-20**					
EPA 6010D	Potassium	10.5	mg/L	0.50	02/20/24 16:43	
EPA 6010D	Calcium	309	mg/L	5.0	02/19/24 20:30	
EPA 6010D	Iron	0.13	mg/L	0.040	02/19/24 19:56	
EPA 6010D	Manganese	0.89	mg/L	0.040	02/19/24 19:56	
EPA 6010D	Sodium	35.1	mg/L	1.0	02/19/24 19:56	
EPA 6010D	Magnesium	47.7	mg/L	0.050	02/19/24 19:56	
EPA 6020B	Arsenic	0.0011J	mg/L	0.0050	02/16/24 15:18	
EPA 6020B	Barium	0.034	mg/L	0.0050	02/16/24 15:18	
EPA 6020B	Boron	5.9	mg/L	0.040	02/16/24 15:18	
EPA 6020B	Cobalt	0.00034J	mg/L	0.0050	02/16/24 15:18	
EPA 6020B	Lithium	0.095	mg/L	0.030	02/16/24 15:18	
EPA 6020B	Molybdenum	0.056	mg/L	0.010	02/16/24 15:18	
SM 2320B-2011	Alkalinity,Bicarbonate (CaCO3)	97.1	mg/L	5.0	02/08/24 14:39	

REPORT OF LABORATORY ANALYSIS

This report shall not be reproduced, except in full,
without the written consent of Pace Analytical Services, LLC.

Pace Analytical Services, LLC
9800 Kincey Ave. Suite 100
Huntersville, NC 28078
(704)875-9092

SUMMARY OF DETECTION

Project: Bowen AP-1
Pace Project No.: 92711015

Lab Sample ID / Method	Client Sample ID / Parameters	Result	Units	Report Limit	Analyzed	Qualifiers
92711015024	**BOW-BGWC-20**					
SM 2320B-2011	Alkalinity, Total as CaCO3	97.1	mg/L	5.0	02/08/24 14:39	
SM 2540C-2015	Total Dissolved Solids	1490	mg/L	50.0	02/09/24 17:34	
EPA 300.0 Rev 2.1 1993	Chloride	140	mg/L	14.0	02/08/24 10:09	
EPA 300.0 Rev 2.1 1993	Fluoride	0.056J	mg/L	0.10	02/08/24 05:17	
EPA 300.0 Rev 2.1 1993	Sulfate	649	mg/L	14.0	02/08/24 10:09	
92711015025	**BOW-BGWC-21**					
EPA 6010D	Iron	0.39	mg/L	0.040	02/19/24 20:01	
EPA 6010D	Manganese	0.067	mg/L	0.040	02/19/24 20:01	
EPA 6010D	Sodium	2.4	mg/L	1.0	02/19/24 20:01	
EPA 6010D	Calcium	45.9	mg/L	1.0	02/19/24 20:01	M1
EPA 6010D	Magnesium	26.0	mg/L	0.050	02/19/24 20:01	
EPA 6010D	Potassium	1.6	mg/L	0.50	02/20/24 16:48	
EPA 6020B	Barium	0.027	mg/L	0.0050	02/09/24 16:02	
EPA 6020B	Boron	0.039J	mg/L	0.040	02/09/24 16:02	
EPA 6020B	Cobalt	0.0030J	mg/L	0.0050	02/09/24 16:02	
EPA 6020B	Molybdenum	0.0040J	mg/L	0.010	02/09/24 16:02	
SM 2320B-2011	Alkalinity,Bicarbonate (CaCO3)	171	mg/L	5.0	02/08/24 14:48	
SM 2320B-2011	Alkalinity, Total as CaCO3	171	mg/L	5.0	02/08/24 14:48	
SM 2540C-2015	Total Dissolved Solids	267	mg/L	25.0	02/09/24 17:34	
EPA 300.0 Rev 2.1 1993	Chloride	5.2	mg/L	1.0	02/08/24 00:53	
EPA 300.0 Rev 2.1 1993	Sulfate	50.7	mg/L	1.0	02/08/24 00:53	
92711015026	**BOW-BGWC-31**					
EPA 6010D	Iron	1.6	mg/L	0.040	02/19/24 20:52	
EPA 6010D	Manganese	0.17	mg/L	0.040	02/19/24 20:52	
EPA 6010D	Potassium	1.6	mg/L	0.50	02/19/24 20:52	
EPA 6010D	Sodium	8.0	mg/L	1.0	02/19/24 20:52	
EPA 6010D	Calcium	79.3	mg/L	1.0	02/19/24 20:52	
EPA 6010D	Magnesium	38.1	mg/L	0.050	02/19/24 20:52	
EPA 6020B	Antimony	0.0023J	mg/L	0.0030	02/09/24 16:19	B
EPA 6020B	Arsenic	0.0023J	mg/L	0.0050	02/09/24 16:19	
EPA 6020B	Barium	0.044	mg/L	0.0050	02/09/24 16:19	
EPA 6020B	Boron	0.70	mg/L	0.040	02/09/24 16:19	
EPA 6020B	Lead	0.00043J	mg/L	0.0010	02/09/24 16:19	
SM 2320B-2011	Alkalinity,Bicarbonate (CaCO3)	203	mg/L	5.0	02/08/24 17:41	
SM 2320B-2011	Alkalinity, Total as CaCO3	203	mg/L	5.0	02/08/24 17:41	
SM 2540C-2015	Total Dissolved Solids	443	mg/L	25.0	02/08/24 13:59	
SM 4500-S2D-2011	Sulfide	0.10	mg/L	0.10	02/08/24 06:28	
EPA 300.0 Rev 2.1 1993	Chloride	28.9	mg/L	1.0	02/08/24 01:08	
EPA 300.0 Rev 2.1 1993	Sulfate	120	mg/L	3.0	02/08/24 13:51	
92711015027	**BOW-BGWC-25**					
EPA 6010D	Iron	0.45	mg/L	0.040	02/19/24 20:57	
EPA 6010D	Manganese	0.33	mg/L	0.040	02/19/24 20:57	
EPA 6010D	Potassium	1.0	mg/L	0.50	02/19/24 20:57	
EPA 6010D	Sodium	2.3	mg/L	1.0	02/19/24 20:57	
EPA 6010D	Calcium	57.6	mg/L	1.0	02/19/24 20:57	
EPA 6010D	Magnesium	26.6	mg/L	0.050	02/19/24 20:57	

REPORT OF LABORATORY ANALYSIS

This report shall not be reproduced, except in full,
without the written consent of Pace Analytical Services, LLC.

Pace Analytical Services, LLC
9800 Kincey Ave. Suite 100
Huntersville, NC 28078
(704)875-9092

SUMMARY OF DETECTION

Project: Bowen AP-1
Pace Project No.: 92711015

Lab Sample ID / Method	Client Sample ID / Parameters	Result	Units	Report Limit	Analyzed	Qualifiers
92711015027	**BOW-BGWC-25**					
EPA 6020B	Antimony	0.00058J	mg/L	0.0030	02/09/24 16:23	B
EPA 6020B	Barium	0.016	mg/L	0.0050	02/09/24 16:23	
EPA 6020B	Boron	0.097	mg/L	0.040	02/09/24 16:23	
SM 2320B-2011	Alkalinity,Bicarbonate (CaCO3)	199	mg/L	5.0	02/08/24 14:59	
SM 2320B-2011	Alkalinity, Total as CaCO3	199	mg/L	5.0	02/08/24 14:59	
SM 2540C-2015	Total Dissolved Solids	279	mg/L	25.0	02/09/24 17:34	
SM 4500-S2D-2011	Sulfide	0.061J	mg/L	0.10	02/09/24 02:41	
EPA 300.0 Rev 2.1 1993	Chloride	17.6	mg/L	1.0	02/08/24 01:51	
EPA 300.0 Rev 2.1 1993	Sulfate	34.6	mg/L	1.0	02/08/24 01:51	
92711015028	**BOW-BGWC-34D**					
EPA 6010D	Iron	1.1	mg/L	0.040	02/19/24 21:01	
EPA 6010D	Manganese	0.014J	mg/L	0.040	02/19/24 21:01	
EPA 6010D	Potassium	2.1	mg/L	0.50	02/19/24 21:01	
EPA 6010D	Sodium	6.9	mg/L	1.0	02/19/24 21:01	
EPA 6010D	Calcium	129	mg/L	1.0	02/19/24 21:01	
EPA 6010D	Magnesium	34.9	mg/L	0.050	02/19/24 21:01	
EPA 6020B	Arsenic	0.013	mg/L	0.0050	02/09/24 16:27	
EPA 6020B	Barium	0.057	mg/L	0.0050	02/09/24 16:27	
EPA 6020B	Boron	0.38	mg/L	0.040	02/09/24 16:27	
EPA 6020B	Cobalt	0.0013J	mg/L	0.0050	02/09/24 16:27	
EPA 6020B	Molybdenum	0.0010J	mg/L	0.010	02/09/24 16:27	
SM 2320B-2011	Alkalinity,Bicarbonate (CaCO3)	236	mg/L	5.0	02/08/24 16:38	
SM 2320B-2011	Alkalinity, Total as CaCO3	236	mg/L	5.0	02/08/24 16:38	
SM 2540C-2015	Total Dissolved Solids	578	mg/L	25.0	02/09/24 17:35	
EPA 300.0 Rev 2.1 1993	Chloride	46.2	mg/L	1.0	02/08/24 02:05	
EPA 300.0 Rev 2.1 1993	Sulfate	154	mg/L	3.0	02/08/24 14:06	
92711015029	**BOW-BGWC-51**					
EPA 6010D	Potassium	2.5	mg/L	0.50	02/19/24 21:06	
EPA 6010D	Sodium	5.2	mg/L	1.0	02/19/24 21:06	
EPA 6010D	Calcium	73.1	mg/L	1.0	02/19/24 21:06	
EPA 6010D	Magnesium	16.4	mg/L	0.050	02/19/24 21:06	
EPA 6020B	Barium	0.0058	mg/L	0.0050	02/09/24 16:32	
EPA 6020B	Boron	1.3	mg/L	0.040	02/09/24 16:32	
EPA 6020B	Selenium	0.0040J	mg/L	0.0050	02/09/24 16:32	
SM 2320B-2011	Alkalinity,Bicarbonate (CaCO3)	141	mg/L	5.0	02/08/24 15:21	
SM 2320B-2011	Alkalinity, Total as CaCO3	141	mg/L	5.0	02/08/24 15:21	
SM 2540C-2015	Total Dissolved Solids	335	mg/L	25.0	02/09/24 17:35	
EPA 300.0 Rev 2.1 1993	Chloride	42.6	mg/L	1.0	02/08/24 02:20	
EPA 300.0 Rev 2.1 1993	Fluoride	0.13	mg/L	0.10	02/08/24 02:20	
EPA 300.0 Rev 2.1 1993	Sulfate	60.5	mg/L	1.0	02/08/24 02:20	
92711015030	**BOW-BGWC-52**					
EPA 6010D	Iron	0.055	mg/L	0.040	02/19/24 21:11	
EPA 6010D	Potassium	2.5	mg/L	0.50	02/19/24 21:11	
EPA 6010D	Sodium	5.4	mg/L	1.0	02/19/24 21:11	
EPA 6010D	Calcium	57.8	mg/L	1.0	02/19/24 21:11	
EPA 6010D	Magnesium	10.9	mg/L	0.050	02/19/24 21:11	

REPORT OF LABORATORY ANALYSIS

This report shall not be reproduced, except in full,
without the written consent of Pace Analytical Services, LLC.

Pace Analytical Services, LLC
9800 Kincey Ave. Suite 100
Huntersville, NC 28078
(704)875-9092

SUMMARY OF DETECTION

Project: Bowen AP-1
Pace Project No.: 92711015

Lab Sample ID / Method	Client Sample ID / Parameters	Result	Units	Report Limit	Analyzed	Qualifiers
92711015030	**BOW-BGWC-52**					
EPA 6020B	Barium	0.019	mg/L	0.0050	02/09/24 16:54	
EPA 6020B	Boron	0.77	mg/L	0.040	02/09/24 16:54	
EPA 6020B	Cobalt	0.00035J	mg/L	0.0050	02/09/24 16:54	
EPA 6020B	Molybdenum	0.0040J	mg/L	0.010	02/09/24 16:54	
EPA 6020B	Selenium	0.0014J	mg/L	0.0050	02/09/24 16:54	
SM 2320B-2011	Alkalinity,Bicarbonate (CaCO3)	95.9	mg/L	5.0	02/08/24 15:32	
SM 2320B-2011	Alkalinity, Total as CaCO3	95.9	mg/L	5.0	02/08/24 15:32	
SM 2540C-2015	Total Dissolved Solids	268	mg/L	25.0	02/09/24 17:35	
EPA 300.0 Rev 2.1 1993	Chloride	34.0	mg/L	1.0	02/08/24 02:34	
EPA 300.0 Rev 2.1 1993	Fluoride	0.085J	mg/L	0.10	02/08/24 02:34	
EPA 300.0 Rev 2.1 1993	Sulfate	52.0	mg/L	1.0	02/08/24 02:34	
92711015031	**BOW-AP1-FD-03**					
EPA 6010D	Iron	0.43	mg/L	0.040	02/19/24 21:21	
EPA 6010D	Manganese	0.32	mg/L	0.040	02/19/24 21:21	
EPA 6010D	Potassium	0.88	mg/L	0.50	02/19/24 21:21	
EPA 6010D	Sodium	2.2	mg/L	1.0	02/19/24 21:21	
EPA 6010D	Calcium	56.0	mg/L	1.0	02/19/24 21:21	
EPA 6010D	Magnesium	26.2	mg/L	0.050	02/19/24 21:21	
EPA 6020B	Barium	0.017	mg/L	0.0050	02/09/24 16:58	
EPA 6020B	Boron	0.10	mg/L	0.040	02/09/24 16:58	
SM 2320B-2011	Alkalinity,Bicarbonate (CaCO3)	197	mg/L	5.0	02/08/24 15:50	
SM 2320B-2011	Alkalinity, Total as CaCO3	197	mg/L	5.0	02/08/24 15:50	
SM 2540C-2015	Total Dissolved Solids	289	mg/L	25.0	02/09/24 17:35	
SM 4500-S2D-2011	Sulfide	0.037J	mg/L	0.10	02/09/24 02:43	
EPA 300.0 Rev 2.1 1993	Chloride	17.7	mg/L	1.0	02/08/24 02:48	
EPA 300.0 Rev 2.1 1993	Sulfate	34.7	mg/L	1.0	02/08/24 02:48	
92711015033	**BOW-AP1-FD-02**					
EPA 6010D	Iron	0.041	mg/L	0.040	02/19/24 21:31	
EPA 6010D	Potassium	1.6	mg/L	0.50	02/19/24 21:31	
EPA 6010D	Sodium	2.2	mg/L	1.0	02/19/24 21:31	
EPA 6010D	Calcium	42.9	mg/L	1.0	02/19/24 21:31	
EPA 6010D	Magnesium	17.2	mg/L	0.050	02/19/24 21:31	
EPA 6020B	Barium	0.032	mg/L	0.0050	02/09/24 17:07	
EPA 6020B	Boron	0.45	mg/L	0.040	02/09/24 17:07	
EPA 6020B	Selenium	0.0019J	mg/L	0.0050	02/09/24 17:07	
SM 2320B-2011	Alkalinity,Bicarbonate (CaCO3)	116	mg/L	5.0	02/08/24 17:54	
SM 2320B-2011	Alkalinity, Total as CaCO3	116	mg/L	5.0	02/08/24 17:54	
SM 2540C-2015	Total Dissolved Solids	215	mg/L	25.0	02/08/24 13:59	
EPA 300.0 Rev 2.1 1993	Chloride	5.2	mg/L	1.0	02/08/24 03:03	
EPA 300.0 Rev 2.1 1993	Sulfate	58.5	mg/L	1.0	02/08/24 03:03	
92711015034	**BOW-BGWA-33**					
EPA 6010D	Iron	1.7	mg/L	0.040	02/21/24 19:14	
EPA 6010D	Manganese	0.087	mg/L	0.040	02/21/24 19:14	
EPA 6010D	Potassium	5.1	mg/L	0.50	02/21/24 19:14	
EPA 6010D	Sodium	6.4	mg/L	1.0	02/21/24 19:14	
EPA 6010D	Calcium	107	mg/L	1.0	02/21/24 19:14	

REPORT OF LABORATORY ANALYSIS

This report shall not be reproduced, except in full,
without the written consent of Pace Analytical Services, LLC.

Pace Analytical Services, LLC
9800 Kincey Ave. Suite 100
Huntersville, NC 28078
(704)875-9092

SUMMARY OF DETECTION

Project: Bowen AP-1
Pace Project No.: 92711015

Lab Sample ID / Method	Client Sample ID / Parameters	Result	Units	Report Limit	Analyzed	Qualifiers
92711015034	**BOW-BGWA-33**					
EPA 6010D	Magnesium	42.9	mg/L	0.050	02/21/24 19:14	
EPA 6020B	Arsenic	0.0069	mg/L	0.0050	02/16/24 15:49	
EPA 6020B	Barium	0.058	mg/L	0.0050	02/16/24 15:49	
EPA 6020B	Boron	0.016J	mg/L	0.040	02/16/24 15:49	
EPA 6020B	Cobalt	0.00095J	mg/L	0.0050	02/16/24 15:49	
EPA 6020B	Molybdenum	0.014	mg/L	0.010	02/16/24 15:49	
SM 2320B-2011	Alkalinity,Bicarbonate (CaCO3)	426	mg/L	5.0	02/15/24 08:11	
SM 2320B-2011	Alkalinity, Total as CaCO3	426	mg/L	5.0	02/15/24 08:11	
SM 2540C-2015	Total Dissolved Solids	421	mg/L	25.0	02/14/24 12:23	
SM 4500-S2D-2011	Sulfide	0.14	mg/L	0.10	02/13/24 02:37	
EPA 300.0 Rev 2.1 1993	Chloride	2.3	mg/L	1.0	02/12/24 23:06	
EPA 300.0 Rev 2.1 1993	Fluoride	0.054J	mg/L	0.10	02/12/24 23:06	
EPA 300.0 Rev 2.1 1993	Sulfate	23.0	mg/L	1.0	02/12/24 23:06	
92711015035	**BOW-BGWA-2**					
EPA 6010D	Potassium	1.7	mg/L	0.50	02/21/24 19:18	
EPA 6010D	Sodium	2.6	mg/L	1.0	02/21/24 19:18	
EPA 6010D	Calcium	48.6	mg/L	1.0	02/21/24 19:18	
EPA 6010D	Magnesium	21.8	mg/L	0.050	02/21/24 19:18	
EPA 6010D	Iron	0.097	mg/L	0.040	02/26/24 11:55	
EPA 6020B	Antimony	0.0012J	mg/L	0.0030	02/16/24 16:03	
EPA 6020B	Barium	0.11	mg/L	0.0050	02/16/24 16:03	
EPA 6020B	Boron	0.022J	mg/L	0.040	02/16/24 16:03	
SM 2320B-2011	Alkalinity,Bicarbonate (CaCO3)	196	mg/L	5.0	02/15/24 14:06	
SM 2320B-2011	Alkalinity, Total as CaCO3	196	mg/L	5.0	02/15/24 14:06	
SM 2540C-2015	Total Dissolved Solids	221	mg/L	25.0	02/14/24 12:19	
EPA 300.0 Rev 2.1 1993	Chloride	3.2	mg/L	1.0	02/12/24 23:21	
EPA 300.0 Rev 2.1 1993	Sulfate	13.8	mg/L	1.0	02/12/24 23:21	
92711015036	**BOW-BGWC-22**					
EPA 6010D	Manganese	4.4	mg/L	0.040	02/21/24 19:23	
EPA 6010D	Potassium	16.2	mg/L	0.50	02/21/24 19:23	
EPA 6010D	Sodium	36.6	mg/L	1.0	02/21/24 19:23	
EPA 6010D	Magnesium	87.6	mg/L	0.050	02/21/24 19:23	
EPA 6010D	Calcium	561	mg/L	10.0	02/25/24 18:34	
EPA 6020B	Arsenic	0.0015J	mg/L	0.0050	02/16/24 16:07	
EPA 6020B	Barium	0.050	mg/L	0.0050	02/16/24 16:07	
EPA 6020B	Beryllium	0.00013J	mg/L	0.00050	02/16/24 16:07	
EPA 6020B	Boron	17.5	mg/L	2.0	02/19/24 12:47	
EPA 6020B	Cadmium	0.0014	mg/L	0.00050	02/16/24 16:07	
EPA 6020B	Cobalt	0.014	mg/L	0.0050	02/16/24 16:07	
EPA 6020B	Lithium	0.021J	mg/L	0.030	02/16/24 16:07	
EPA 6020B	Molybdenum	0.033	mg/L	0.010	02/16/24 16:07	
EPA 6020B	Selenium	0.0012J	mg/L	0.0050	02/16/24 16:07	
EPA 6020B	Thallium	0.00083J	mg/L	0.0010	02/16/24 16:07	
SM 2320B-2011	Alkalinity,Bicarbonate (CaCO3)	111	mg/L	5.0	02/15/24 14:19	
SM 2320B-2011	Alkalinity, Total as CaCO3	111	mg/L	5.0	02/15/24 14:19	
SM 2540C-2015	Total Dissolved Solids	2560	mg/L	50.0	02/14/24 12:19	

REPORT OF LABORATORY ANALYSIS

This report shall not be reproduced, except in full,
without the written consent of Pace Analytical Services, LLC.

Pace Analytical Services, LLC
9800 Kincey Ave. Suite 100
Huntersville, NC 28078
(704)875-9092

SUMMARY OF DETECTION

Project: Bowen AP-1
Pace Project No.: 92711015

Lab Sample ID / Method	Client Sample ID / Parameters	Result	Units	Report Limit	Analyzed	Qualifiers
92711015036	**BOW-BGWC-22**					
EPA 300.0 Rev 2.1 1993	Chloride	679	mg/L	15.0	02/13/24 10:22	
EPA 300.0 Rev 2.1 1993	Fluoride	0.19	mg/L	0.10	02/12/24 23:37	
EPA 300.0 Rev 2.1 1993	Sulfate	549	mg/L	15.0	02/13/24 10:22	
92711015037	**BOW-BGWC-23**					
EPA 6010D	Manganese	0.24	mg/L	0.040	02/21/24 19:28	
EPA 6010D	Potassium	7.3	mg/L	0.50	02/21/24 19:28	M1
EPA 6010D	Sodium	27.7	mg/L	1.0	02/21/24 19:28	M1
EPA 6010D	Magnesium	94.1	mg/L	0.050	02/21/24 19:28	M1
EPA 6010D	Iron	0.17J	mg/L	0.20	02/25/24 18:39	D3
EPA 6010D	Calcium	347	mg/L	5.0	02/25/24 18:39	M1
EPA 6020B	Antimony	0.00089J	mg/L	0.0030	02/16/24 16:11	
EPA 6020B	Arsenic	0.0024J	mg/L	0.0050	02/16/24 16:11	
EPA 6020B	Barium	0.059	mg/L	0.0050	02/16/24 16:11	
EPA 6020B	Boron	10.1	mg/L	2.0	02/19/24 12:51	
EPA 6020B	Lithium	0.019J	mg/L	0.030	02/16/24 16:11	
EPA 6020B	Molybdenum	0.0056J	mg/L	0.010	02/16/24 16:11	
SM 2320B-2011	Alkalinity,Bicarbonate (CaCO3)	157	mg/L	5.0	02/15/24 14:38	
SM 2320B-2011	Alkalinity, Total as CaCO3	157	mg/L	5.0	02/15/24 14:38	
SM 2540C-2015	Total Dissolved Solids	1790	mg/L	50.0	02/15/24 10:03	
SM 4500-S2D-2011	Sulfide	0.38	mg/L	0.10	02/13/24 03:20	
EPA 300.0 Rev 2.1 1993	Chloride	493	mg/L	11.0	02/13/24 10:38	
EPA 300.0 Rev 2.1 1993	Fluoride	0.059J	mg/L	0.10	02/12/24 23:52	
EPA 300.0 Rev 2.1 1993	Sulfate	368	mg/L	11.0	02/13/24 10:38	
92711015038	**BOW-BGWC-30**					
EPA 6010D	Potassium	3.1	mg/L	0.50	02/21/24 19:48	
EPA 6010D	Sodium	5.8	mg/L	1.0	02/21/24 19:48	
EPA 6010D	Calcium	109	mg/L	1.0	02/21/24 19:48	
EPA 6010D	Magnesium	35.8	mg/L	0.050	02/21/24 19:48	
EPA 6010D	Iron	0.048	mg/L	0.040	02/26/24 12:05	
EPA 6020B	Arsenic	0.0010J	mg/L	0.0050	02/16/24 16:15	
EPA 6020B	Barium	0.055	mg/L	0.0050	02/16/24 16:15	
EPA 6020B	Boron	2.9	mg/L	0.040	02/16/24 16:15	
EPA 6020B	Molybdenum	0.0049J	mg/L	0.010	02/16/24 16:15	
EPA 6020B	Selenium	0.0093	mg/L	0.0050	02/16/24 16:15	
SM 2320B-2011	Alkalinity,Bicarbonate (CaCO3)	159	mg/L	5.0	02/13/24 14:15	
SM 2320B-2011	Alkalinity, Total as CaCO3	159	mg/L	5.0	02/13/24 14:15	
SM 2540C-2015	Total Dissolved Solids	511	mg/L	25.0	02/13/24 12:39	
EPA 300.0 Rev 2.1 1993	Chloride	123	mg/L	3.0	02/13/24 10:53	
EPA 300.0 Rev 2.1 1993	Fluoride	0.073J	mg/L	0.10	02/13/24 01:59	
EPA 300.0 Rev 2.1 1993	Sulfate	64.2	mg/L	1.0	02/13/24 01:59	
92711015039	**BOW-BGWC-38D**					
EPA 6010D	Sodium	16.2	mg/L	5.0	02/23/24 16:06	
EPA 6010D	Iron	0.12	mg/L	0.040	02/21/24 20:02	
EPA 6010D	Manganese	0.12	mg/L	0.040	02/21/24 20:02	
EPA 6010D	Magnesium	55.4	mg/L	0.050	02/21/24 20:02	
EPA 6010D	Potassium	4.3	mg/L	2.5	02/25/24 18:53	

This report shall not be reproduced, except in full,
without the written consent of Pace Analytical Services, LLC.

Pace Analytical Services, LLC
9800 Kincey Ave. Suite 100
Huntersville, NC 28078
(704)875-9092

SUMMARY OF DETECTION

Project: Bowen AP-1
Pace Project No.: 92711015

Lab Sample ID / Method	Client Sample ID / Parameters	Result	Units	Report Limit	Analyzed	Qualifiers
92711015039	**BOW-BGWC-38D**					
EPA 6010D	Calcium	221	mg/L	5.0	02/25/24 18:53	
EPA 6020B	Antimony	0.0026J	mg/L	0.0030	02/16/24 16:47	
EPA 6020B	Arsenic	0.0016J	mg/L	0.0050	02/16/24 16:47	
EPA 6020B	Barium	0.16	mg/L	0.0050	02/16/24 16:47	
EPA 6020B	Boron	9.9	mg/L	2.0	02/19/24 12:54	
EPA 6020B	Cobalt	0.0016J	mg/L	0.0050	02/16/24 16:47	
EPA 6020B	Lithium	0.0023J	mg/L	0.030	02/16/24 16:47	
EPA 6020B	Molybdenum	0.090	mg/L	0.010	02/16/24 16:47	
EPA 6020B	Selenium	0.0039J	mg/L	0.0050	02/16/24 16:47	
SM 2320B-2011	Alkalinity,Bicarbonate (CaCO3)	120	mg/L	5.0	02/13/24 14:26	
SM 2320B-2011	Alkalinity, Total as CaCO3	120	mg/L	5.0	02/13/24 14:26	
SM 2540C-2015	Total Dissolved Solids	1150	mg/L	50.0	02/13/24 12:39	
EPA 300.0 Rev 2.1 1993	Chloride	317	mg/L	7.0	02/13/24 11:08	M1
EPA 300.0 Rev 2.1 1993	Fluoride	0.25	mg/L	0.10	02/13/24 02:14	
EPA 300.0 Rev 2.1 1993	Sulfate	195	mg/L	7.0	02/13/24 11:08	
92711015040	**BOW-BGWC-35D**					
EPA 6010D	Iron	1.1	mg/L	0.040	02/21/24 20:07	
EPA 6010D	Manganese	1.1	mg/L	0.040	02/21/24 20:07	
EPA 6010D	Magnesium	129	mg/L	0.050	02/21/24 20:07	
EPA 6010D	Sodium	39.8	mg/L	10.0	02/23/24 16:11	
EPA 6010D	Potassium	11.4	mg/L	5.0	02/25/24 18:58	
EPA 6010D	Calcium	636	mg/L	10.0	02/25/24 18:58	
EPA 6020B	Antimony	0.0023J	mg/L	0.0030	02/16/24 16:51	
EPA 6020B	Arsenic	0.0073	mg/L	0.0050	02/16/24 16:51	
EPA 6020B	Barium	0.050	mg/L	0.0050	02/16/24 16:51	
EPA 6020B	Boron	15.4	mg/L	2.0	02/19/24 12:58	
EPA 6020B	Cobalt	0.0044J	mg/L	0.0050	02/16/24 16:51	
EPA 6020B	Lithium	0.023J	mg/L	0.030	02/16/24 16:51	
EPA 6020B	Molybdenum	0.037	mg/L	0.010	02/16/24 16:51	
SM 2320B-2011	Alkalinity,Bicarbonate (CaCO3)	109	mg/L	5.0	02/14/24 16:44	
SM 2320B-2011	Alkalinity, Total as CaCO3	109	mg/L	5.0	02/14/24 16:44	
SM 2540C-2015	Total Dissolved Solids	2960	mg/L	50.0	02/14/24 12:23	
EPA 300.0 Rev 2.1 1993	Chloride	868	mg/L	19.0	02/13/24 11:53	
EPA 300.0 Rev 2.1 1993	Fluoride	0.15	mg/L	0.10	02/13/24 03:51	
EPA 300.0 Rev 2.1 1993	Sulfate	623	mg/L	19.0	02/13/24 11:53	
92711015041	**BOW-BGWC-37D**					
EPA 6010D	Sodium	13.5	mg/L	1.0	02/23/24 16:16	
EPA 6010D	Potassium	1.9	mg/L	0.50	02/25/24 19:02	
EPA 6010D	Iron	0.97	mg/L	0.040	02/21/24 20:12	
EPA 6010D	Manganese	0.038J	mg/L	0.040	02/21/24 20:12	
EPA 6010D	Calcium	113	mg/L	1.0	02/21/24 20:12	
EPA 6010D	Magnesium	47.3	mg/L	0.050	02/21/24 20:12	
EPA 6020B	Arsenic	0.0075	mg/L	0.0050	02/16/24 16:54	
EPA 6020B	Barium	0.077	mg/L	0.0050	02/16/24 16:54	
EPA 6020B	Boron	1.6	mg/L	0.040	02/16/24 16:54	
EPA 6020B	Lithium	0.0029J	mg/L	0.030	02/16/24 16:54	

REPORT OF LABORATORY ANALYSIS

This report shall not be reproduced, except in full,
without the written consent of Pace Analytical Services, LLC.

Pace Analytical Services, LLC
9800 Kincey Ave. Suite 100
Huntersville, NC 28078
(704)875-9092

SUMMARY OF DETECTION

Project: Bowen AP-1
Pace Project No.: 92711015

Lab Sample ID / Method	Client Sample ID / Parameters	Result	Units	Report Limit	Analyzed	Qualifiers
92711015041	**BOW-BGWC-37D**					
EPA 6020B	Molybdenum	0.016	mg/L	0.010	02/16/24 16:54	
SM 2320B-2011	Alkalinity,Bicarbonate (CaCO3)	162	mg/L	5.0	02/14/24 16:54	
SM 2320B-2011	Alkalinity, Total as CaCO3	162	mg/L	5.0	02/14/24 16:54	
SM 2540C-2015	Total Dissolved Solids	610	mg/L	50.0	02/14/24 12:23	
SM 4500-S2D-2011	Sulfide	0.052J	mg/L	0.10	02/13/24 02:38	
EPA 300.0 Rev 2.1 1993	Chloride	143	mg/L	3.0	02/13/24 12:08	
EPA 300.0 Rev 2.1 1993	Fluoride	0.14	mg/L	0.10	02/13/24 04:06	
EPA 300.0 Rev 2.1 1993	Sulfate	135	mg/L	3.0	02/13/24 12:08	
92711015042	**BOW-BGWC-32**					
EPA 6010D	Iron	0.29	mg/L	0.040	02/21/24 20:17	
EPA 6010D	Manganese	0.098	mg/L	0.040	02/21/24 20:17	
EPA 6010D	Magnesium	63.1	mg/L	0.050	02/21/24 20:17	
EPA 6010D	Calcium	152	mg/L	5.0	02/25/24 19:07	
EPA 6010D	Potassium	2.4J	mg/L	2.5	02/23/24 16:21	D3
EPA 6010D	Sodium	12.9	mg/L	5.0	02/23/24 16:21	
EPA 6020B	Arsenic	0.0017J	mg/L	0.0050	02/16/24 16:58	
EPA 6020B	Barium	0.086	mg/L	0.0050	02/16/24 16:58	
EPA 6020B	Boron	2.1	mg/L	0.040	02/16/24 16:58	
EPA 6020B	Cobalt	0.0054	mg/L	0.0050	02/16/24 16:58	
EPA 6020B	Molybdenum	0.0043J	mg/L	0.010	02/16/24 16:58	
SM 2320B-2011	Alkalinity,Bicarbonate (CaCO3)	190	mg/L	5.0	02/15/24 14:50	
SM 2320B-2011	Alkalinity, Total as CaCO3	190	mg/L	5.0	02/15/24 14:50	
SM 2540C-2015	Total Dissolved Solids	826	mg/L	50.0	02/15/24 10:03	
EPA 300.0 Rev 2.1 1993	Chloride	196	mg/L	4.0	02/13/24 12:23	
EPA 300.0 Rev 2.1 1993	Fluoride	0.12	mg/L	0.10	02/13/24 04:22	
EPA 300.0 Rev 2.1 1993	Sulfate	189	mg/L	4.0	02/13/24 12:23	
92711015043	**BOW-BGWC-49D**					
EPA 6010D	Potassium	3.0	mg/L	2.5	02/25/24 19:12	
EPA 6010D	Calcium	213	mg/L	5.0	02/25/24 19:12	
EPA 6010D	Iron	0.59	mg/L	0.040	02/21/24 20:21	
EPA 6010D	Manganese	0.18	mg/L	0.040	02/21/24 20:21	
EPA 6010D	Magnesium	90.7	mg/L	0.050	02/21/24 20:21	
EPA 6010D	Sodium	36.0	mg/L	5.0	02/23/24 16:25	
EPA 6020B	Arsenic	0.0022J	mg/L	0.0050	02/16/24 17:02	
EPA 6020B	Barium	0.057	mg/L	0.0050	02/16/24 17:02	
EPA 6020B	Boron	8.7	mg/L	0.040	02/16/24 17:02	
EPA 6020B	Cobalt	0.0011J	mg/L	0.0050	02/16/24 17:02	
EPA 6020B	Lithium	0.0058J	mg/L	0.030	02/16/24 17:02	
EPA 6020B	Molybdenum	0.0056J	mg/L	0.010	02/16/24 17:02	
SM 2320B-2011	Alkalinity,Bicarbonate (CaCO3)	103	mg/L	5.0	02/13/24 14:36	
SM 2320B-2011	Alkalinity, Total as CaCO3	103	mg/L	5.0	02/13/24 14:36	
SM 2540C-2015	Total Dissolved Solids	1300	mg/L	50.0	02/13/24 12:39	
EPA 300.0 Rev 2.1 1993	Chloride	442	mg/L	9.0	02/13/24 13:08	
EPA 300.0 Rev 2.1 1993	Fluoride	0.063J	mg/L	0.10	02/13/24 04:37	
EPA 300.0 Rev 2.1 1993	Sulfate	214	mg/L	9.0	02/13/24 13:08	

REPORT OF LABORATORY ANALYSIS

This report shall not be reproduced, except in full,
without the written consent of Pace Analytical Services, LLC.

Pace Analytical Services, LLC
9800 Kincey Ave. Suite 100
Huntersville, NC 28078
(704)875-9092

SUMMARY OF DETECTION

Project: Bowen AP-1
Pace Project No.: 92711015

Lab Sample ID / Method	Client Sample ID / Parameters	Result	Units	Report Limit	Analyzed	Qualifiers
92711015044	**BOW-BGWC-40**					
EPA 6010D	Calcium	116	mg/L	1.0	02/21/24 20:26	
EPA 6010D	Magnesium	37.3	mg/L	0.050	02/21/24 20:26	
EPA 6010D	Sodium	7.7	mg/L	1.0	02/23/24 16:30	
EPA 6010D	Iron	0.041	mg/L	0.040	02/26/24 12:09	
EPA 6010D	Potassium	2.3	mg/L	0.50	02/26/24 12:09	
EPA 6020B	Arsenic	0.00094J	mg/L	0.0050	02/16/24 17:06	
EPA 6020B	Barium	0.039	mg/L	0.0050	02/16/24 17:06	
EPA 6020B	Boron	2.5	mg/L	0.040	02/16/24 17:06	
EPA 6020B	Cobalt	0.00034J	mg/L	0.0050	02/16/24 17:06	
EPA 6020B	Selenium	0.0091	mg/L	0.0050	02/16/24 17:06	
SM 2320B-2011	Alkalinity,Bicarbonate (CaCO3)	217	mg/L	5.0	02/15/24 08:30	
SM 2320B-2011	Alkalinity, Total as CaCO3	217	mg/L	5.0	02/15/24 08:30	
SM 2540C-2015	Total Dissolved Solids	579	mg/L	25.0	02/14/24 12:16	
EPA 300.0 Rev 2.1 1993	Chloride	97.3	mg/L	1.0	02/13/24 04:52	
EPA 300.0 Rev 2.1 1993	Fluoride	0.072J	mg/L	0.10	02/13/24 04:52	
EPA 300.0 Rev 2.1 1993	Sulfate	106	mg/L	2.0	02/13/24 13:24	
92711015045	**BOW-BGWC-41D**					
EPA 6010D	Potassium	0.89J	mg/L	2.5	02/23/24 16:44	D3
EPA 6010D	Sodium	24.3	mg/L	5.0	02/23/24 16:44	
EPA 6010D	Iron	0.76	mg/L	0.040	02/21/24 20:31	
EPA 6010D	Manganese	0.027J	mg/L	0.040	02/21/24 20:31	
EPA 6010D	Magnesium	108	mg/L	0.050	02/21/24 20:31	
EPA 6010D	Calcium	241	mg/L	5.0	02/25/24 19:49	
EPA 6020B	Arsenic	0.0023J	mg/L	0.0050	02/16/24 17:09	
EPA 6020B	Barium	0.072	mg/L	0.0050	02/16/24 17:09	
EPA 6020B	Boron	1.8	mg/L	0.040	02/16/24 17:09	
EPA 6020B	Cobalt	0.00044J	mg/L	0.0050	02/16/24 17:09	
EPA 6020B	Lithium	0.0022J	mg/L	0.030	02/16/24 17:09	
EPA 6020B	Molybdenum	0.0079J	mg/L	0.010	02/16/24 17:09	
SM 2320B-2011	Alkalinity,Bicarbonate (CaCO3)	114	mg/L	5.0	02/14/24 17:26	
SM 2320B-2011	Alkalinity, Total as CaCO3	114	mg/L	5.0	02/14/24 17:26	
SM 2540C-2015	Total Dissolved Solids	1440	mg/L	50.0	02/14/24 12:16	
EPA 300.0 Rev 2.1 1993	Chloride	406	mg/L	9.0	02/13/24 13:39	
EPA 300.0 Rev 2.1 1993	Fluoride	0.064J	mg/L	0.10	02/13/24 05:08	
EPA 300.0 Rev 2.1 1993	Sulfate	329	mg/L	9.0	02/13/24 13:39	
92711015046	**BOW-BGWC-42D**					
EPA 6010D	Potassium	1.9	mg/L	0.50	02/25/24 19:54	
EPA 6010D	Sodium	39.9	mg/L	1.0	02/23/24 16:49	
EPA 6010D	Iron	0.34	mg/L	0.040	02/21/24 20:36	
EPA 6010D	Manganese	0.025J	mg/L	0.040	02/21/24 20:36	
EPA 6010D	Calcium	81.2	mg/L	1.0	02/21/24 20:36	
EPA 6010D	Magnesium	33.2	mg/L	0.050	02/21/24 20:36	
EPA 6020B	Arsenic	0.0040J	mg/L	0.0050	02/16/24 17:13	
EPA 6020B	Barium	0.060	mg/L	0.0050	02/16/24 17:13	
EPA 6020B	Boron	1.9	mg/L	0.040	02/16/24 17:13	
EPA 6020B	Lithium	0.0021J	mg/L	0.030	02/16/24 17:13	

REPORT OF LABORATORY ANALYSIS

This report shall not be reproduced, except in full,
without the written consent of Pace Analytical Services, LLC.

Pace Analytical Services, LLC
9800 Kincey Ave. Suite 100
Huntersville, NC 28078
(704)875-9092

SUMMARY OF DETECTION

Project: Bowen AP-1
Pace Project No.: 92711015

Lab Sample ID / Method	Client Sample ID / Parameters	Result	Units	Report Limit	Analyzed	Qualifiers
92711015046	**BOW-BGWC-42D**					
EPA 6020B	Molybdenum	0.013	mg/L	0.010	02/16/24 17:13	
SM 2320B-2011	Alkalinity,Bicarbonate (CaCO3)	201	mg/L	5.0	02/14/24 17:35	
SM 2320B-2011	Alkalinity, Total as CaCO3	201	mg/L	5.0	02/14/24 17:35	
SM 2540C-2015	Total Dissolved Solids	543	mg/L	25.0	02/14/24 12:16	
SM 4500-S2D-2011	Sulfide	4.4	mg/L	2.5	02/13/24 02:44	
EPA 300.0 Rev 2.1 1993	Chloride	80.7	mg/L	1.0	02/13/24 05:23	
EPA 300.0 Rev 2.1 1993	Fluoride	0.50	mg/L	0.10	02/13/24 05:23	
EPA 300.0 Rev 2.1 1993	Sulfate	109	mg/L	2.0	02/13/24 13:54	
92711015047	**BOW-BGWC-39**					
EPA 6010D	Sodium	17.3	mg/L	1.0	02/23/24 16:54	
EPA 6010D	Iron	0.026J	mg/L	0.040	02/26/24 12:14	
EPA 6010D	Potassium	8.0	mg/L	0.50	02/26/24 12:14	
EPA 6010D	Calcium	264	mg/L	1.0	02/26/24 12:14	
EPA 6010D	Manganese	0.048	mg/L	0.040	02/21/24 20:40	
EPA 6010D	Magnesium	46.8	mg/L	0.050	02/21/24 20:40	
EPA 6020B	Arsenic	0.0012J	mg/L	0.0050	02/16/24 17:17	
EPA 6020B	Barium	0.043	mg/L	0.0050	02/16/24 17:17	
EPA 6020B	Boron	7.4	mg/L	0.040	02/16/24 17:17	
EPA 6020B	Lithium	0.0048J	mg/L	0.030	02/16/24 17:17	
EPA 6020B	Molybdenum	0.0036J	mg/L	0.010	02/16/24 17:17	
SM 2320B-2011	Alkalinity,Bicarbonate (CaCO3)	188	mg/L	5.0	02/15/24 15:03	
SM 2320B-2011	Alkalinity, Total as CaCO3	188	mg/L	5.0	02/15/24 15:03	
SM 2540C-2015	Total Dissolved Solids	1250	mg/L	50.0	02/15/24 10:03	
EPA 300.0 Rev 2.1 1993	Chloride	284	mg/L	6.0	02/13/24 14:09	
EPA 300.0 Rev 2.1 1993	Fluoride	0.10	mg/L	0.10	02/13/24 05:38	
EPA 300.0 Rev 2.1 1993	Sulfate	282	mg/L	6.0	02/13/24 14:09	
92711015048	**BOW-AP1-FD-04**					
EPA 6010D	Iron	0.73	mg/L	0.040	02/21/24 21:40	
EPA 6010D	Manganese	0.027J	mg/L	0.040	02/21/24 21:40	
EPA 6010D	Magnesium	106	mg/L	0.050	02/21/24 21:40	
EPA 6010D	Potassium	2.1J	mg/L	2.5	02/25/24 20:04	D3
EPA 6010D	Calcium	232	mg/L	5.0	02/25/24 20:04	
EPA 6010D	Sodium	24.5	mg/L	5.0	02/23/24 16:59	
EPA 6020B	Arsenic	0.0026J	mg/L	0.0050	02/16/24 17:20	
EPA 6020B	Barium	0.071	mg/L	0.0050	02/16/24 17:20	
EPA 6020B	Boron	1.8	mg/L	0.040	02/16/24 17:20	
EPA 6020B	Cobalt	0.00042J	mg/L	0.0050	02/16/24 17:20	
EPA 6020B	Lithium	0.0022J	mg/L	0.030	02/16/24 17:20	
EPA 6020B	Molybdenum	0.0079J	mg/L	0.010	02/16/24 17:20	
SM 2320B-2011	Alkalinity,Bicarbonate (CaCO3)	115	mg/L	5.0	02/14/24 17:48	
SM 2320B-2011	Alkalinity, Total as CaCO3	115	mg/L	5.0	02/14/24 17:48	
SM 2540C-2015	Total Dissolved Solids	1470	mg/L	50.0	02/14/24 12:17	
EPA 300.0 Rev 2.1 1993	Chloride	408	mg/L	9.0	02/13/24 14:24	
EPA 300.0 Rev 2.1 1993	Fluoride	0.064J	mg/L	0.10	02/13/24 05:54	
EPA 300.0 Rev 2.1 1993	Sulfate	330	mg/L	9.0	02/13/24 14:24	

REPORT OF LABORATORY ANALYSIS

This report shall not be reproduced, except in full,
without the written consent of Pace Analytical Services, LLC.

Pace Analytical Services, LLC
9800 Kincey Ave. Suite 100
Huntersville, NC 28078
(704)875-9092

SUMMARY OF DETECTION

Project: Bowen AP-1
Pace Project No.: 92711015

Lab Sample ID / Method	Client Sample ID / Parameters	Result	Units	Report Limit	Analyzed	Qualifiers
92711015049	**BOW-AP1-FB-04**					
EPA 6010D	Magnesium	0.013J	mg/L	0.050	02/21/24 21:45	

REPORT OF LABORATORY ANALYSIS

This report shall not be reproduced, except in full,
without the written consent of Pace Analytical Services, LLC.

Pace Analytical Services, LLC
9800 Kincey Ave. Suite 100
Huntersville, NC 28078
(704)875-9092

ANALYTICAL RESULTS

Project: Bowen AP-1
Pace Project No.: 92711015

Sample: BOW-BGWC-24 **Lab ID: 92711015001** Collected: 01/30/24 14:40 Received: 01/31/24 13:25 Matrix: Water

Parameters	Results	Units	Report Limit	MDL	DF	Prepared	Analyzed	CAS No.	Qual
6010D ATL ICP	Analytical Method: EPA 6010D Preparation Method: EPA 3010A Pace Analytical Services - Peachtree Corners, GA								
Iron	ND	mg/L	0.040	0.025	1	02/01/24 15:40	02/06/24 03:15	7439-89-6	
Manganese	**2.1**	mg/L	0.040	0.011	1	02/01/24 15:40	02/06/24 03:15	7439-96-5	
Potassium	**7.9**	mg/L	0.50	0.15	1	02/01/24 15:40	02/06/24 03:15	7440-09-7	
Magnesium	**62.4**	mg/L	0.050	0.012	1	02/01/24 15:40	02/06/24 03:15	7439-95-4	
Sodium	**10.6**	mg/L	5.0	2.9	5	02/01/24 15:40	02/07/24 01:56	7440-23-5	
Calcium	**413**	mg/L	5.0	0.61	5	02/01/24 15:40	02/07/24 01:56	7440-70-2	
6020 MET ICPMS	Analytical Method: EPA 6020B Preparation Method: EPA 3005A Pace Analytical Services - Peachtree Corners, GA								
Antimony	ND	mg/L	0.0030	0.00054	1	02/01/24 10:43	02/01/24 18:57	7440-36-0	
Arsenic	**0.0036J**	mg/L	0.0050	0.00084	1	02/01/24 10:43	02/01/24 18:57	7440-38-2	
Barium	**0.042**	mg/L	0.0050	0.00047	1	02/01/24 10:43	02/01/24 18:57	7440-39-3	
Beryllium	**0.00028J**	mg/L	0.00050	0.000094	1	02/01/24 10:43	02/01/24 18:57	7440-41-7	
Boron	**15.7**	mg/L	2.0	0.60	50	02/01/24 10:43	02/02/24 15:10	7440-42-8	
Cadmium	**0.0022**	mg/L	0.00050	0.00010	1	02/01/24 10:43	02/01/24 18:57	7440-43-9	
Chromium	ND	mg/L	0.0050	0.0019	1	02/01/24 10:43	02/01/24 18:57	7440-47-3	
Cobalt	**0.0020J**	mg/L	0.0050	0.00032	1	02/01/24 10:43	02/01/24 18:57	7440-48-4	
Lead	ND	mg/L	0.0010	0.00016	1	02/01/24 10:43	02/01/24 18:57	7439-92-1	
Lithium	**0.0054J**	mg/L	0.030	0.0016	1	02/01/24 10:43	02/01/24 18:57	7439-93-2	
Molybdenum	ND	mg/L	0.010	0.00062	1	02/01/24 10:43	02/01/24 18:57	7439-98-7	
Selenium	**0.0054**	mg/L	0.0050	0.00096	1	02/01/24 10:43	02/01/24 18:57	7782-49-2	
Thallium	ND	mg/L	0.0010	0.00038	1	02/01/24 10:43	02/01/24 18:57	7440-28-0	
7470 Mercury	Analytical Method: EPA 7470A Preparation Method: EPA 7470A Pace Analytical Services - Peachtree Corners, GA								
Mercury	**0.00062**	mg/L	0.00020	0.00013	1	02/15/24 12:00	02/15/24 15:01	7439-97-6	M1,R1
2320B Alkalinity	Analytical Method: SM 2320B-2011 Pace Analytical Services - Asheville								
Alkalinity,Bicarbonate (CaCO3)	**148**	mg/L	5.0	5.0	1		02/05/24 16:47		
Alkalinity,Carbonate (CaCO3)	ND	mg/L	5.0	5.0	1		02/05/24 16:47		
Alkalinity, Total as CaCO3	**148**	mg/L	5.0	5.0	1		02/05/24 16:47		
2540C Total Dissolved Solids	Analytical Method: SM 2540C-2015 Pace Analytical Services - Asheville								
Total Dissolved Solids	**2180**	mg/L	50.0	50.0	1		02/01/24 11:54		
4500S2D Sulfide Water	Analytical Method: SM 4500-S2D-2011 Pace Analytical Services - Asheville								
Sulfide	ND	mg/L	0.10	0.022	1		02/01/24 06:28	18496-25-8	
300.0 IC Anions 28 Days	Analytical Method: EPA 300.0 Rev 2.1 1993 Pace Analytical Services - Asheville								
Chloride	**533**	mg/L	12.0	7.2	12		02/01/24 14:13	16887-00-6	

REPORT OF LABORATORY ANALYSIS

This report shall not be reproduced, except in full,
without the written consent of Pace Analytical Services, LLC.

Pace Analytical Services, LLC
9800 Kincey Ave. Suite 100
Huntersville, NC 28078
(704)875-9092

ANALYTICAL RESULTS

Project: Bowen AP-1
Pace Project No.: 92711015

Sample: BOW-BGWC-24 **Lab ID: 92711015001** Collected: 01/30/24 14:40 Received: 01/31/24 13:25 Matrix: Water

Parameters	Results	Units	Report Limit	MDL	DF	Prepared	Analyzed	CAS No.	Qual
300.0 IC Anions 28 Days	Analytical Method: EPA 300.0 Rev 2.1 1993 Pace Analytical Services - Asheville								
Fluoride	**0.13**	mg/L	0.10	0.050	1		02/01/24 06:12	16984-48-8	
Sulfate	**324**	mg/L	12.0	6.0	12		02/01/24 14:13	14808-79-8	

REPORT OF LABORATORY ANALYSIS

This report shall not be reproduced, except in full,
without the written consent of Pace Analytical Services, LLC.

Pace Analytical Services, LLC
9800 Kincey Ave. Suite 100
Huntersville, NC 28078
(704)875-9092

ANALYTICAL RESULTS

Project: Bowen AP-1
Pace Project No.: 92711015

Sample: BOW-BGWC-36D **Lab ID: 92711015002** Collected: 01/30/24 14:15 Received: 01/31/24 13:25 Matrix: Water

Parameters	Results	Units	Report Limit	MDL	DF	Prepared	Analyzed	CAS No.	Qual
6010D ATL ICP	Analytical Method: EPA 6010D Preparation Method: EPA 3010A Pace Analytical Services - Peachtree Corners, GA								
Iron	ND	mg/L	0.040	0.025	1	02/01/24 15:40	02/06/24 03:20	7439-89-6	
Manganese	ND	mg/L	0.040	0.011	1	02/01/24 15:40	02/06/24 03:20	7439-96-5	
Potassium	**3.8**	mg/L	0.50	0.15	1	02/01/24 15:40	02/06/24 03:20	7440-09-7	
Magnesium	**54.3**	mg/L	0.050	0.012	1	02/01/24 15:40	02/06/24 03:20	7439-95-4	
Sodium	**12.1**	mg/L	5.0	2.9	5	02/01/24 15:40	02/07/24 02:01	7440-23-5	
Calcium	**166**	mg/L	5.0	0.61	5	02/01/24 15:40	02/07/24 02:01	7440-70-2	
6020 MET ICPMS	Analytical Method: EPA 6020B Preparation Method: EPA 3005A Pace Analytical Services - Peachtree Corners, GA								
Antimony	**0.0021J**	mg/L	0.0030	0.00054	1	02/01/24 10:43	02/01/24 19:14	7440-36-0	
Arsenic	**0.0017J**	mg/L	0.0050	0.00084	1	02/01/24 10:43	02/01/24 19:14	7440-38-2	
Barium	**0.060**	mg/L	0.0050	0.00047	1	02/01/24 10:43	02/01/24 19:14	7440-39-3	
Beryllium	ND	mg/L	0.00050	0.000094	1	02/01/24 10:43	02/01/24 19:14	7440-41-7	
Boron	**4.6**	mg/L	0.40	0.12	10	02/01/24 10:43	02/02/24 15:22	7440-42-8	
Cadmium	ND	mg/L	0.00050	0.00010	1	02/01/24 10:43	02/01/24 19:14	7440-43-9	
Chromium	ND	mg/L	0.0050	0.0019	1	02/01/24 10:43	02/01/24 19:14	7440-47-3	
Cobalt	ND	mg/L	0.0050	0.00032	1	02/01/24 10:43	02/01/24 19:14	7440-48-4	
Lead	ND	mg/L	0.0010	0.00016	1	02/01/24 10:43	02/01/24 19:14	7439-92-1	
Lithium	**0.0016J**	mg/L	0.030	0.0016	1	02/01/24 10:43	02/01/24 19:14	7439-93-2	
Molybdenum	**0.012**	mg/L	0.010	0.00062	1	02/01/24 10:43	02/01/24 19:14	7439-98-7	
Selenium	**0.013**	mg/L	0.0050	0.00096	1	02/01/24 10:43	02/01/24 19:14	7782-49-2	
Thallium	ND	mg/L	0.0010	0.00038	1	02/01/24 10:43	02/01/24 19:14	7440-28-0	
7470 Mercury	Analytical Method: EPA 7470A Preparation Method: EPA 7470A Pace Analytical Services - Peachtree Corners, GA								
Mercury	ND	mg/L	0.00020	0.00013	1	02/15/24 12:00	02/15/24 15:19	7439-97-6	
2320B Alkalinity	Analytical Method: SM 2320B-2011 Pace Analytical Services - Asheville								
Alkalinity,Bicarbonate (CaCO3)	**131**	mg/L	5.0	5.0	1		02/05/24 16:58		
Alkalinity,Carbonate (CaCO3)	ND	mg/L	5.0	5.0	1		02/05/24 16:58		
Alkalinity, Total as CaCO3	**131**	mg/L	5.0	5.0	1		02/05/24 16:58		
2540C Total Dissolved Solids	Analytical Method: SM 2540C-2015 Pace Analytical Services - Asheville								
Total Dissolved Solids	**908**	mg/L	50.0	50.0	1		02/01/24 11:54		
4500S2D Sulfide Water	Analytical Method: SM 4500-S2D-2011 Pace Analytical Services - Asheville								
Sulfide	ND	mg/L	0.10	0.022	1		02/01/24 06:29	18496-25-8	
300.0 IC Anions 28 Days	Analytical Method: EPA 300.0 Rev 2.1 1993 Pace Analytical Services - Asheville								
Chloride	**240**	mg/L	5.0	3.0	5		02/01/24 14:27	16887-00-6	M1

REPORT OF LABORATORY ANALYSIS

This report shall not be reproduced, except in full,
without the written consent of Pace Analytical Services, LLC.

Pace Analytical Services, LLC
9800 Kincey Ave. Suite 100
Huntersville, NC 28078
(704)875-9092

ANALYTICAL RESULTS

Project: Bowen AP-1
Pace Project No.: 92711015

Sample: BOW-BGWC-36D **Lab ID: 92711015002** Collected: 01/30/24 14:15 Received: 01/31/24 13:25 Matrix: Water

Parameters	Results	Units	Report Limit	MDL	DF	Prepared	Analyzed	CAS No.	Qual
300.0 IC Anions 28 Days	Analytical Method: EPA 300.0 Rev 2.1 1993 Pace Analytical Services - Asheville								
Fluoride	**0.096J**	mg/L	0.10	0.050	1		02/01/24 06:56	16984-48-8	M1
Sulfate	**126**	mg/L	5.0	2.5	5		02/01/24 14:27	14808-79-8	

REPORT OF LABORATORY ANALYSIS

This report shall not be reproduced, except in full,
without the written consent of Pace Analytical Services, LLC.

Pace Analytical Services, LLC
9800 Kincey Ave. Suite 100
Huntersville, NC 28078
(704)875-9092

ANALYTICAL RESULTS

Project: Bowen AP-1
Pace Project No.: 92711015

Sample: BOW-BGWC-43D **Lab ID: 92711015003** Collected: 01/30/24 12:12 Received: 01/31/24 13:25 Matrix: Water

Parameters	Results	Units	Report Limit	MDL	DF	Prepared	Analyzed	CAS No.	Qual
6010D ATL ICP	Analytical Method: EPA 6010D Preparation Method: EPA 3010A Pace Analytical Services - Peachtree Corners, GA								
Iron	**0.14**	mg/L	0.040	0.025	1	02/01/24 15:40	02/06/24 03:25	7439-89-6	
Manganese	**0.78**	mg/L	0.040	0.011	1	02/01/24 15:40	02/06/24 03:25	7439-96-5	
Potassium	**5.5**	mg/L	0.50	0.15	1	02/01/24 15:40	02/06/24 03:25	7440-09-7	
Magnesium	**66.5**	mg/L	0.050	0.012	1	02/01/24 15:40	02/06/24 03:25	7439-95-4	
Sodium	**17.9**	mg/L	1.0	0.58	1	02/01/24 15:40	02/07/24 02:05	7440-23-5	
Calcium	**290**	mg/L	1.0	0.12	1	02/01/24 15:40	02/07/24 02:05	7440-70-2	
6020 MET ICPMS	Analytical Method: EPA 6020B Preparation Method: EPA 3005A Pace Analytical Services - Peachtree Corners, GA								
Antimony	**0.0015J**	mg/L	0.0030	0.00054	1	02/01/24 10:43	02/01/24 19:18	7440-36-0	
Arsenic	**0.0034J**	mg/L	0.0050	0.00084	1	02/01/24 10:43	02/01/24 19:18	7440-38-2	
Barium	**0.072**	mg/L	0.0050	0.00047	1	02/01/24 10:43	02/01/24 19:18	7440-39-3	
Beryllium	ND	mg/L	0.00050	0.000094	1	02/01/24 10:43	02/01/24 19:18	7440-41-7	
Boron	**12.6**	mg/L	2.0	0.60	50	02/01/24 10:43	02/02/24 15:26	7440-42-8	
Cadmium	**0.00034J**	mg/L	0.00050	0.00010	1	02/01/24 10:43	02/01/24 19:18	7440-43-9	
Chromium	ND	mg/L	0.0050	0.0019	1	02/01/24 10:43	02/01/24 19:18	7440-47-3	
Cobalt	**0.0024J**	mg/L	0.0050	0.00032	1	02/01/24 10:43	02/01/24 19:18	7440-48-4	
Lead	ND	mg/L	0.0010	0.00016	1	02/01/24 10:43	02/01/24 19:18	7439-92-1	
Lithium	**0.017J**	mg/L	0.030	0.0016	1	02/01/24 10:43	02/01/24 19:18	7439-93-2	
Molybdenum	**0.12**	mg/L	0.010	0.00062	1	02/01/24 10:43	02/01/24 19:18	7439-98-7	
Selenium	**0.0055**	mg/L	0.0050	0.00096	1	02/01/24 10:43	02/01/24 19:18	7782-49-2	
Thallium	**0.0055**	mg/L	0.0010	0.00038	1	02/01/24 10:43	02/01/24 19:18	7440-28-0	
7470 Mercury	Analytical Method: EPA 7470A Preparation Method: EPA 7470A Pace Analytical Services - Peachtree Corners, GA								
Mercury	ND	mg/L	0.00020	0.00013	1	02/15/24 12:00	02/15/24 15:21	7439-97-6	
2320B Alkalinity	Analytical Method: SM 2320B-2011 Pace Analytical Services - Asheville								
Alkalinity,Bicarbonate (CaCO3)	**99.8**	mg/L	5.0	5.0	1		02/05/24 17:08		
Alkalinity,Carbonate (CaCO3)	ND	mg/L	5.0	5.0	1		02/05/24 17:08		
Alkalinity, Total as CaCO3	**99.8**	mg/L	5.0	5.0	1		02/05/24 17:08		
2540C Total Dissolved Solids	Analytical Method: SM 2540C-2015 Pace Analytical Services - Asheville								
Total Dissolved Solids	**1840**	mg/L	50.0	50.0	1		02/01/24 11:54		
4500S2D Sulfide Water	Analytical Method: SM 4500-S2D-2011 Pace Analytical Services - Asheville								
Sulfide	ND	mg/L	0.10	0.022	1		02/01/24 06:30	18496-25-8	
300.0 IC Anions 28 Days	Analytical Method: EPA 300.0 Rev 2.1 1993 Pace Analytical Services - Asheville								
Chloride	**446**	mg/L	10.0	6.0	10		02/01/24 16:53	16887-00-6	

REPORT OF LABORATORY ANALYSIS

This report shall not be reproduced, except in full,
without the written consent of Pace Analytical Services, LLC.

Pace Analytical Services, LLC
9800 Kincey Ave. Suite 100
Huntersville, NC 28078
(704)875-9092

ANALYTICAL RESULTS

Project: Bowen AP-1
Pace Project No.: 92711015

Sample: BOW-BGWC-43D **Lab ID: 92711015003** Collected: 01/30/24 12:12 Received: 01/31/24 13:25 Matrix: Water

Parameters	Results	Units	Report Limit	MDL	DF	Prepared	Analyzed	CAS No.	Qual
300.0 IC Anions 28 Days	Analytical Method: EPA 300.0 Rev 2.1 1993 Pace Analytical Services - Asheville								
Fluoride	**0.82**	mg/L	0.10	0.050	1		02/01/24 07:39	16984-48-8	
Sulfate	**288**	mg/L	10.0	5.0	10		02/01/24 16:53	14808-79-8	

REPORT OF LABORATORY ANALYSIS

This report shall not be reproduced, except in full,
without the written consent of Pace Analytical Services, LLC.

Pace Analytical Services, LLC
9800 Kincey Ave. Suite 100
Huntersville, NC 28078
(704)875-9092

ANALYTICAL RESULTS

Project: Bowen AP-1
Pace Project No.: 92711015

Sample: BOW-AP1-FD-01 **Lab ID: 92711015004** Collected: 01/30/24 00:00 Received: 01/31/24 13:25 Matrix: Water

Parameters	Results	Units	Report Limit	MDL	DF	Prepared	Analyzed	CAS No.	Qual
6010D ATL ICP	Analytical Method: EPA 6010D Preparation Method: EPA 3010A Pace Analytical Services - Peachtree Corners, GA								
Iron	ND	mg/L	0.040	0.025	1	02/01/24 15:40	02/06/24 03:44	7439-89-6	
Manganese	ND	mg/L	0.040	0.011	1	02/01/24 15:40	02/06/24 03:44	7439-96-5	
Calcium	**142**	mg/L	1.0	0.12	1	02/01/24 15:40	02/06/24 03:44	7440-70-2	
Magnesium	**49.8**	mg/L	0.050	0.012	1	02/01/24 15:40	02/06/24 03:44	7439-95-4	
Sodium	**11.7**	mg/L	1.0	0.58	1	02/01/24 15:40	02/07/24 02:10	7440-23-5	
Potassium	**3.3**	mg/L	0.50	0.15	1	02/01/24 15:40	02/07/24 11:13	7440-09-7	
6020 MET ICPMS	Analytical Method: EPA 6020B Preparation Method: EPA 3005A Pace Analytical Services - Peachtree Corners, GA								
Antimony	ND	mg/L	0.0030	0.00054	1	02/01/24 10:43	02/01/24 19:35	7440-36-0	
Arsenic	**0.0013J**	mg/L	0.0050	0.00084	1	02/01/24 10:43	02/01/24 19:35	7440-38-2	
Barium	**0.060**	mg/L	0.0050	0.00047	1	02/01/24 10:43	02/01/24 19:35	7440-39-3	
Beryllium	ND	mg/L	0.00050	0.000094	1	02/01/24 10:43	02/01/24 19:35	7440-41-7	
Boron	**4.4**	mg/L	0.40	0.12	10	02/01/24 10:43	02/02/24 15:31	7440-42-8	
Cadmium	ND	mg/L	0.00050	0.00010	1	02/01/24 10:43	02/01/24 19:35	7440-43-9	
Chromium	ND	mg/L	0.0050	0.0019	1	02/01/24 10:43	02/01/24 19:35	7440-47-3	
Cobalt	ND	mg/L	0.0050	0.00032	1	02/01/24 10:43	02/01/24 19:35	7440-48-4	
Lead	ND	mg/L	0.0010	0.00016	1	02/01/24 10:43	02/01/24 19:35	7439-92-1	
Lithium	**0.0016J**	mg/L	0.030	0.0016	1	02/01/24 10:43	02/01/24 19:35	7439-93-2	
Molybdenum	**0.011**	mg/L	0.010	0.00062	1	02/01/24 10:43	02/01/24 19:35	7439-98-7	
Selenium	**0.013**	mg/L	0.0050	0.00096	1	02/01/24 10:43	02/01/24 19:35	7782-49-2	
Thallium	ND	mg/L	0.0010	0.00038	1	02/01/24 10:43	02/01/24 19:35	7440-28-0	
7470 Mercury	Analytical Method: EPA 7470A Preparation Method: EPA 7470A Pace Analytical Services - Peachtree Corners, GA								
Mercury	ND	mg/L	0.00020	0.00013	1	02/15/24 12:00	02/15/24 15:24	7439-97-6	
2320B Alkalinity	Analytical Method: SM 2320B-2011 Pace Analytical Services - Asheville								
Alkalinity,Bicarbonate (CaCO3)	**133**	mg/L	5.0	5.0	1		02/05/24 17:16		
Alkalinity,Carbonate (CaCO3)	ND	mg/L	5.0	5.0	1		02/05/24 17:16		
Alkalinity, Total as CaCO3	**133**	mg/L	5.0	5.0	1		02/05/24 17:16		
2540C Total Dissolved Solids	Analytical Method: SM 2540C-2015 Pace Analytical Services - Asheville								
Total Dissolved Solids	**952**	mg/L	50.0	50.0	1		02/01/24 11:54		
4500S2D Sulfide Water	Analytical Method: SM 4500-S2D-2011 Pace Analytical Services - Asheville								
Sulfide	ND	mg/L	0.10	0.022	1		02/01/24 06:30	18496-25-8	
300.0 IC Anions 28 Days	Analytical Method: EPA 300.0 Rev 2.1 1993 Pace Analytical Services - Asheville								
Chloride	**240**	mg/L	5.0	3.0	5		02/01/24 17:07	16887-00-6	

REPORT OF LABORATORY ANALYSIS

This report shall not be reproduced, except in full,
without the written consent of Pace Analytical Services, LLC.

Pace Analytical Services, LLC
9800 Kincey Ave. Suite 100
Huntersville, NC 28078
(704)875-9092

ANALYTICAL RESULTS

Project: Bowen AP-1
Pace Project No.: 92711015

Sample: BOW-AP1-FD-01 **Lab ID: 92711015004** Collected: 01/30/24 00:00 Received: 01/31/24 13:25 Matrix: Water

Parameters	Results	Units	Report Limit	MDL	DF	Prepared	Analyzed	CAS No.	Qual
300.0 IC Anions 28 Days	Analytical Method: EPA 300.0 Rev 2.1 1993 Pace Analytical Services - Asheville								
Fluoride	**0.10**	mg/L	0.10	0.050	1		02/01/24 07:53	16984-48-8	
Sulfate	**127**	mg/L	5.0	2.5	5		02/01/24 17:07	14808-79-8	

REPORT OF LABORATORY ANALYSIS

This report shall not be reproduced, except in full,
without the written consent of Pace Analytical Services, LLC.

Pace Analytical Services, LLC
9800 Kincey Ave. Suite 100
Huntersville, NC 28078
(704)875-9092

ANALYTICAL RESULTS

Project: Bowen AP-1
Pace Project No.: 92711015

Sample: BOW-AP1-FB-01 **Lab ID: 92711015005** Collected: 01/30/24 16:00 Received: 01/31/24 13:25 Matrix: Water

Parameters	Results	Units	Report Limit	MDL	DF	Prepared	Analyzed	CAS No.	Qual
6010D ATL ICP	Analytical Method: EPA 6010D Preparation Method: EPA 3010A Pace Analytical Services - Peachtree Corners, GA								
Iron	ND	mg/L	0.040	0.025	1	02/01/24 15:40	02/06/24 03:49	7439-89-6	
Manganese	ND	mg/L	0.040	0.011	1	02/01/24 15:40	02/06/24 03:49	7439-96-5	
Potassium	ND	mg/L	0.50	0.15	1	02/01/24 15:40	02/06/24 03:49	7440-09-7	
Sodium	ND	mg/L	1.0	0.58	1	02/01/24 15:40	02/06/24 03:49	7440-23-5	
Calcium	ND	mg/L	1.0	0.12	1	02/01/24 15:40	02/06/24 03:49	7440-70-2	
Magnesium	ND	mg/L	0.050	0.012	1	02/01/24 15:40	02/06/24 03:49	7439-95-4	
6020 MET ICPMS	Analytical Method: EPA 6020B Preparation Method: EPA 3005A Pace Analytical Services - Peachtree Corners, GA								
Antimony	ND	mg/L	0.0030	0.00054	1	02/01/24 10:43	02/01/24 19:39	7440-36-0	
Arsenic	ND	mg/L	0.0050	0.00084	1	02/01/24 10:43	02/01/24 19:39	7440-38-2	
Barium	ND	mg/L	0.0050	0.00047	1	02/01/24 10:43	02/01/24 19:39	7440-39-3	
Beryllium	ND	mg/L	0.00050	0.000094	1	02/01/24 10:43	02/01/24 19:39	7440-41-7	
Boron	ND	mg/L	0.040	0.012	1	02/01/24 10:43	02/02/24 15:06	7440-42-8	
Cadmium	ND	mg/L	0.00050	0.00010	1	02/01/24 10:43	02/01/24 19:39	7440-43-9	
Chromium	ND	mg/L	0.0050	0.0019	1	02/01/24 10:43	02/01/24 19:39	7440-47-3	
Cobalt	ND	mg/L	0.0050	0.00032	1	02/01/24 10:43	02/01/24 19:39	7440-48-4	
Lead	ND	mg/L	0.0010	0.00016	1	02/01/24 10:43	02/01/24 19:39	7439-92-1	
Lithium	ND	mg/L	0.030	0.0016	1	02/01/24 10:43	02/01/24 19:39	7439-93-2	
Molybdenum	ND	mg/L	0.010	0.00062	1	02/01/24 10:43	02/01/24 19:39	7439-98-7	
Selenium	ND	mg/L	0.0050	0.00096	1	02/01/24 10:43	02/01/24 19:39	7782-49-2	
Thallium	ND	mg/L	0.0010	0.00038	1	02/01/24 10:43	02/01/24 19:39	7440-28-0	
7470 Mercury	Analytical Method: EPA 7470A Preparation Method: EPA 7470A Pace Analytical Services - Peachtree Corners, GA								
Mercury	ND	mg/L	0.00020	0.00013	1	02/15/24 12:00	02/15/24 15:26	7439-97-6	
2320B Alkalinity	Analytical Method: SM 2320B-2011 Pace Analytical Services - Asheville								
Alkalinity,Bicarbonate (CaCO3)	ND	mg/L	5.0	5.0	1		02/05/24 17:26		
Alkalinity,Carbonate (CaCO3)	ND	mg/L	5.0	5.0	1		02/05/24 17:26		
Alkalinity, Total as CaCO3	ND	mg/L	5.0	5.0	1		02/05/24 17:26		
2540C Total Dissolved Solids	Analytical Method: SM 2540C-2015 Pace Analytical Services - Asheville								
Total Dissolved Solids	ND	mg/L	25.0	25.0	1		02/01/24 11:54		
4500S2D Sulfide Water	Analytical Method: SM 4500-S2D-2011 Pace Analytical Services - Asheville								
Sulfide	ND	mg/L	0.10	0.022	1		02/01/24 06:34	18496-25-8	
300.0 IC Anions 28 Days	Analytical Method: EPA 300.0 Rev 2.1 1993 Pace Analytical Services - Asheville								
Chloride	ND	mg/L	1.0	0.60	1		02/01/24 19:57	16887-00-6	

REPORT OF LABORATORY ANALYSIS

This report shall not be reproduced, except in full,
without the written consent of Pace Analytical Services, LLC.

Pace Analytical Services, LLC
9800 Kincey Ave. Suite 100
Huntersville, NC 28078
(704)875-9092

ANALYTICAL RESULTS

Project: Bowen AP-1
Pace Project No.: 92711015

Sample: BOW-AP1-FB-01 **Lab ID: 92711015005** Collected: 01/30/24 16:00 Received: 01/31/24 13:25 Matrix: Water

Parameters	Results	Units	Report Limit	MDL	DF	Prepared	Analyzed	CAS No.	Qual
300.0 IC Anions 28 Days	Analytical Method: EPA 300.0 Rev 2.1 1993 Pace Analytical Services - Asheville								
Fluoride	ND	mg/L	0.10	0.050	1		02/01/24 19:57	16984-48-8	
Sulfate	ND	mg/L	1.0	0.50	1		02/01/24 19:57	14808-79-8	

REPORT OF LABORATORY ANALYSIS

This report shall not be reproduced, except in full,
without the written consent of Pace Analytical Services, LLC.

Pace Analytical Services, LLC
9800 Kincey Ave. Suite 100
Huntersville, NC 28078
(704)875-9092

ANALYTICAL RESULTS

Project: Bowen AP-1
Pace Project No.: 92711015

Sample: BOW-AP1-EB-01 **Lab ID: 92711015006** Collected: 01/30/24 16:08 Received: 01/31/24 13:25 Matrix: Water

Parameters	Results	Units	Report Limit	MDL	DF	Prepared	Analyzed	CAS No.	Qual
6010D ATL ICP	Analytical Method: EPA 6010D Preparation Method: EPA 3010A Pace Analytical Services - Peachtree Corners, GA								
Iron	ND	mg/L	0.040	0.025	1	02/01/24 15:40	02/06/24 03:53	7439-89-6	
Manganese	ND	mg/L	0.040	0.011	1	02/01/24 15:40	02/06/24 03:53	7439-96-5	
Potassium	ND	mg/L	0.50	0.15	1	02/01/24 15:40	02/06/24 03:53	7440-09-7	
Sodium	ND	mg/L	1.0	0.58	1	02/01/24 15:40	02/06/24 03:53	7440-23-5	
Calcium	ND	mg/L	1.0	0.12	1	02/01/24 15:40	02/06/24 03:53	7440-70-2	
Magnesium	ND	mg/L	0.050	0.012	1	02/01/24 15:40	02/06/24 03:53	7439-95-4	
6020 MET ICPMS	Analytical Method: EPA 6020B Preparation Method: EPA 3005A Pace Analytical Services - Peachtree Corners, GA								
Antimony	ND	mg/L	0.0030	0.00054	1	02/01/24 10:43	02/01/24 19:43	7440-36-0	
Arsenic	ND	mg/L	0.0050	0.00084	1	02/01/24 10:43	02/01/24 19:43	7440-38-2	
Barium	ND	mg/L	0.0050	0.00047	1	02/01/24 10:43	02/01/24 19:43	7440-39-3	
Beryllium	ND	mg/L	0.00050	0.000094	1	02/01/24 10:43	02/01/24 19:43	7440-41-7	
Boron	**0.040J**	mg/L	0.040	0.012	1	02/01/24 10:43	02/01/24 19:43	7440-42-8	
Cadmium	ND	mg/L	0.00050	0.00010	1	02/01/24 10:43	02/01/24 19:43	7440-43-9	
Chromium	ND	mg/L	0.0050	0.0019	1	02/01/24 10:43	02/01/24 19:43	7440-47-3	
Cobalt	ND	mg/L	0.0050	0.00032	1	02/01/24 10:43	02/01/24 19:43	7440-48-4	
Lead	ND	mg/L	0.0010	0.00016	1	02/01/24 10:43	02/01/24 19:43	7439-92-1	
Lithium	ND	mg/L	0.030	0.0016	1	02/01/24 10:43	02/01/24 19:43	7439-93-2	
Molybdenum	ND	mg/L	0.010	0.00062	1	02/01/24 10:43	02/01/24 19:43	7439-98-7	
Selenium	ND	mg/L	0.0050	0.00096	1	02/01/24 10:43	02/01/24 19:43	7782-49-2	
Thallium	ND	mg/L	0.0010	0.00038	1	02/01/24 10:43	02/01/24 19:43	7440-28-0	
7470 Mercury	Analytical Method: EPA 7470A Preparation Method: EPA 7470A Pace Analytical Services - Peachtree Corners, GA								
Mercury	ND	mg/L	0.00020	0.00013	1	02/15/24 12:00	02/15/24 15:29	7439-97-6	
2320B Alkalinity	Analytical Method: SM 2320B-2011 Pace Analytical Services - Asheville								
Alkalinity,Bicarbonate (CaCO3)	ND	mg/L	5.0	5.0	1		02/05/24 17:31		
Alkalinity,Carbonate (CaCO3)	ND	mg/L	5.0	5.0	1		02/05/24 17:31		
Alkalinity, Total as CaCO3	ND	mg/L	5.0	5.0	1		02/05/24 17:31		
2540C Total Dissolved Solids	Analytical Method: SM 2540C-2015 Pace Analytical Services - Asheville								
Total Dissolved Solids	ND	mg/L	25.0	25.0	1		02/01/24 11:54		
4500S2D Sulfide Water	Analytical Method: SM 4500-S2D-2011 Pace Analytical Services - Asheville								
Sulfide	ND	mg/L	0.10	0.022	1		02/01/24 06:35	18496-25-8	
300.0 IC Anions 28 Days	Analytical Method: EPA 300.0 Rev 2.1 1993 Pace Analytical Services - Asheville								
Chloride	ND	mg/L	1.0	0.60	1		02/01/24 20:11	16887-00-6	

REPORT OF LABORATORY ANALYSIS

This report shall not be reproduced, except in full,
without the written consent of Pace Analytical Services, LLC.

Pace Analytical Services, LLC
9800 Kincey Ave. Suite 100
Huntersville, NC 28078
(704)875-9092

ANALYTICAL RESULTS

Project: Bowen AP-1
Pace Project No.: 92711015

Sample: BOW-AP1-EB-01 **Lab ID: 92711015006** Collected: 01/30/24 16:08 Received: 01/31/24 13:25 Matrix: Water

Parameters	Results	Units	Report Limit	MDL	DF	Prepared	Analyzed	CAS No.	Qual
300.0 IC Anions 28 Days	Analytical Method: EPA 300.0 Rev 2.1 1993 Pace Analytical Services - Asheville								
Fluoride	ND	mg/L	0.10	0.050	1		02/01/24 20:11	16984-48-8	
Sulfate	ND	mg/L	1.0	0.50	1		02/01/24 20:11	14808-79-8	

REPORT OF LABORATORY ANALYSIS

This report shall not be reproduced, except in full,
without the written consent of Pace Analytical Services, LLC.

Pace Analytical Services, LLC
9800 Kincey Ave. Suite 100
Huntersville, NC 28078
(704)875-9092

ANALYTICAL RESULTS

Project: Bowen AP-1
Pace Project No.: 92711015

Sample: BOW-BGWA-47D **Lab ID: 92711015007** Collected: 01/31/24 11:36 Received: 02/02/24 10:52 Matrix: Water

Parameters	Results	Units	Report Limit	MDL	DF	Prepared	Analyzed	CAS No.	Qual
6010D ATL ICP	Analytical Method: EPA 6010D Preparation Method: EPA 3010A Pace Analytical Services - Peachtree Corners, GA								
Manganese	ND	mg/L	0.040	0.011	1	02/03/24 10:02	02/08/24 00:59	7439-96-5	
Calcium	**102**	mg/L	1.0	0.12	1	02/03/24 10:02	02/08/24 00:59	7440-70-2	M1
Magnesium	**19.7**	mg/L	0.050	0.012	1	02/03/24 10:02	02/08/24 00:59	7439-95-4	M1
Iron	**0.093**	mg/L	0.040	0.025	1	02/03/24 10:02	02/18/24 20:49	7439-89-6	
Potassium	**1.5**	mg/L	0.50	0.15	1	02/03/24 10:02	02/18/24 20:49	7440-09-7	
Sodium	**5.3**	mg/L	1.0	0.58	1	02/03/24 10:02	02/10/24 18:57	7440-23-5	
6020 MET ICPMS	Analytical Method: EPA 6020B Preparation Method: EPA 3005A Pace Analytical Services - Peachtree Corners, GA								
Antimony	ND	mg/L	0.0030	0.00054	1	02/03/24 08:47	02/07/24 13:47	7440-36-0	
Arsenic	ND	mg/L	0.0050	0.00084	1	02/03/24 08:47	02/07/24 13:47	7440-38-2	
Barium	**0.054**	mg/L	0.0050	0.00047	1	02/03/24 08:47	02/07/24 13:47	7440-39-3	
Beryllium	ND	mg/L	0.00050	0.000094	1	02/03/24 08:47	02/07/24 13:47	7440-41-7	
Boron	**0.023J**	mg/L	0.040	0.012	1	02/03/24 08:47	02/07/24 13:47	7440-42-8	
Cadmium	ND	mg/L	0.00050	0.00010	1	02/03/24 08:47	02/07/24 13:47	7440-43-9	
Chromium	ND	mg/L	0.0050	0.0019	1	02/03/24 08:47	02/07/24 13:47	7440-47-3	
Cobalt	ND	mg/L	0.0050	0.00032	1	02/03/24 08:47	02/07/24 13:47	7440-48-4	
Lead	ND	mg/L	0.0010	0.00016	1	02/03/24 08:47	02/07/24 13:47	7439-92-1	
Lithium	ND	mg/L	0.030	0.0016	1	02/03/24 08:47	02/07/24 13:47	7439-93-2	
Molybdenum	ND	mg/L	0.010	0.00062	1	02/03/24 08:47	02/07/24 13:47	7439-98-7	
Selenium	**0.0015J**	mg/L	0.0050	0.00096	1	02/03/24 08:47	02/07/24 13:47	7782-49-2	
Thallium	ND	mg/L	0.0010	0.00038	1	02/03/24 08:47	02/07/24 13:47	7440-28-0	
7470 Mercury	Analytical Method: EPA 7470A Preparation Method: EPA 7470A Pace Analytical Services - Peachtree Corners, GA								
Mercury	ND	mg/L	0.00020	0.00013	1	02/15/24 12:00	02/15/24 15:32	7439-97-6	
2320B Alkalinity	Analytical Method: SM 2320B-2011 Pace Analytical Services - Asheville								
Alkalinity,Bicarbonate (CaCO3)	**290**	mg/L	5.0	5.0	1		02/06/24 15:46		
Alkalinity,Carbonate (CaCO3)	ND	mg/L	5.0	5.0	1		02/06/24 15:46		
Alkalinity, Total as CaCO3	**290**	mg/L	5.0	5.0	1		02/06/24 15:46		
2540C Total Dissolved Solids	Analytical Method: SM 2540C-2015 Pace Analytical Services - Asheville								
Total Dissolved Solids	**411**	mg/L	25.0	25.0	1		02/04/24 12:55		
4500S2D Sulfide Water	Analytical Method: SM 4500-S2D-2011 Pace Analytical Services - Asheville								
Sulfide	ND	mg/L	0.10	0.022	1		02/03/24 06:25	18496-25-8	
300.0 IC Anions 28 Days	Analytical Method: EPA 300.0 Rev 2.1 1993 Pace Analytical Services - Asheville								
Chloride	**4.7**	mg/L	1.0	0.60	1		02/03/24 15:46	16887-00-6	

REPORT OF LABORATORY ANALYSIS

This report shall not be reproduced, except in full,
without the written consent of Pace Analytical Services, LLC.

Pace Analytical Services, LLC
9800 Kincey Ave. Suite 100
Huntersville, NC 28078
(704)875-9092

ANALYTICAL RESULTS

Project: Bowen AP-1
Pace Project No.: 92711015

Sample: BOW-BGWA-47D **Lab ID: 92711015007** Collected: 01/31/24 11:36 Received: 02/02/24 10:52 Matrix: Water

Parameters	Results	Units	Report Limit	MDL	DF	Prepared	Analyzed	CAS No.	Qual
300.0 IC Anions 28 Days	Analytical Method: EPA 300.0 Rev 2.1 1993 Pace Analytical Services - Asheville								
Fluoride	**0.050J**	mg/L	0.10	0.050	1		02/03/24 15:46	16984-48-8	
Sulfate	**69.1**	mg/L	1.0	0.50	1		02/03/24 15:46	14808-79-8	

REPORT OF LABORATORY ANALYSIS

This report shall not be reproduced, except in full,
without the written consent of Pace Analytical Services, LLC.

Pace Analytical Services, LLC
9800 Kincey Ave. Suite 100
Huntersville, NC 28078
(704)875-9092

ANALYTICAL RESULTS

Project: Bowen AP-1
Pace Project No.: 92711015

Sample: BOW-BGWA-48D **Lab ID: 92711015008** Collected: 01/31/24 14:54 Received: 02/02/24 10:52 Matrix: Water

Parameters	Results	Units	Report Limit	MDL	DF	Prepared	Analyzed	CAS No.	Qual
6010D ATL ICP	Analytical Method: EPA 6010D Preparation Method: EPA 3010A Pace Analytical Services - Peachtree Corners, GA								
Manganese	**0.019J**	mg/L	0.040	0.011	1	02/03/24 10:02	02/08/24 01:33	7439-96-5	
Calcium	**38.7**	mg/L	1.0	0.12	1	02/03/24 10:02	02/08/24 01:33	7440-70-2	
Magnesium	**12.4**	mg/L	0.050	0.012	1	02/03/24 10:02	02/08/24 01:33	7439-95-4	
Sodium	**61.6**	mg/L	5.0	2.9	5	02/03/24 10:02	02/10/24 19:12	7440-23-5	
Iron	**0.69**	mg/L	0.20	0.13	5	02/03/24 10:02	02/18/24 21:03	7439-89-6	
Potassium	**1.2J**	mg/L	2.5	0.76	5	02/03/24 10:02	02/18/24 21:03	7440-09-7	D3
6020 MET ICPMS	Analytical Method: EPA 6020B Preparation Method: EPA 3005A Pace Analytical Services - Peachtree Corners, GA								
Antimony	**0.0010J**	mg/L	0.0030	0.00054	1	02/03/24 08:47	02/07/24 14:01	7440-36-0	
Arsenic	**0.0038J**	mg/L	0.0050	0.00084	1	02/03/24 08:47	02/07/24 14:01	7440-38-2	
Barium	**0.052**	mg/L	0.0050	0.00047	1	02/03/24 08:47	02/07/24 14:01	7440-39-3	
Beryllium	ND	mg/L	0.00050	0.000094	1	02/03/24 08:47	02/07/24 14:01	7440-41-7	
Boron	**0.024J**	mg/L	0.040	0.012	1	02/03/24 08:47	02/07/24 14:01	7440-42-8	
Cadmium	ND	mg/L	0.00050	0.00010	1	02/03/24 08:47	02/07/24 14:01	7440-43-9	
Chromium	ND	mg/L	0.0050	0.0019	1	02/03/24 08:47	02/07/24 14:01	7440-47-3	
Cobalt	ND	mg/L	0.0050	0.00032	1	02/03/24 08:47	02/07/24 14:01	7440-48-4	
Lead	ND	mg/L	0.0010	0.00016	1	02/03/24 08:47	02/07/24 14:01	7439-92-1	
Lithium	ND	mg/L	0.030	0.0016	1	02/03/24 08:47	02/07/24 14:01	7439-93-2	
Molybdenum	**0.0026J**	mg/L	0.010	0.00062	1	02/03/24 08:47	02/07/24 14:01	7439-98-7	
Selenium	ND	mg/L	0.0050	0.00096	1	02/03/24 08:47	02/07/24 14:01	7782-49-2	
Thallium	ND	mg/L	0.0010	0.00038	1	02/03/24 08:47	02/07/24 14:01	7440-28-0	
7470 Mercury	Analytical Method: EPA 7470A Preparation Method: EPA 7470A Pace Analytical Services - Peachtree Corners, GA								
Mercury	ND	mg/L	0.00020	0.00013	1	02/15/24 12:00	02/15/24 15:34	7439-97-6	
2320B Alkalinity	Analytical Method: SM 2320B-2011 Pace Analytical Services - Asheville								
Alkalinity,Bicarbonate (CaCO3)	**232**	mg/L	5.0	5.0	1		02/06/24 15:55		
Alkalinity,Carbonate (CaCO3)	ND	mg/L	5.0	5.0	1		02/06/24 15:55		
Alkalinity, Total as CaCO3	**232**	mg/L	5.0	5.0	1		02/06/24 15:55		
2540C Total Dissolved Solids	Analytical Method: SM 2540C-2015 Pace Analytical Services - Asheville								
Total Dissolved Solids	**324**	mg/L	25.0	25.0	1		02/04/24 12:55		
4500S2D Sulfide Water	Analytical Method: SM 4500-S2D-2011 Pace Analytical Services - Asheville								
Sulfide	**0.16**	mg/L	0.10	0.022	1		02/03/24 06:27	18496-25-8	
300.0 IC Anions 28 Days	Analytical Method: EPA 300.0 Rev 2.1 1993 Pace Analytical Services - Asheville								
Chloride	**7.3**	mg/L	1.0	0.60	1		02/03/24 16:01	16887-00-6	

REPORT OF LABORATORY ANALYSIS

This report shall not be reproduced, except in full,
without the written consent of Pace Analytical Services, LLC.

Pace Analytical Services, LLC
9800 Kincey Ave. Suite 100
Huntersville, NC 28078
(704)875-9092

ANALYTICAL RESULTS

Project: Bowen AP-1
Pace Project No.: 92711015

Sample: BOW-BGWA-48D **Lab ID: 92711015008** Collected: 01/31/24 14:54 Received: 02/02/24 10:52 Matrix: Water

Parameters	Results	Units	Report Limit	MDL	DF	Prepared	Analyzed	CAS No.	Qual
300.0 IC Anions 28 Days	Analytical Method: EPA 300.0 Rev 2.1 1993 Pace Analytical Services - Asheville								
Fluoride	**0.082J**	mg/L	0.10	0.050	1		02/03/24 16:01	16984-48-8	
Sulfate	**54.2**	mg/L	1.0	0.50	1		02/03/24 16:01	14808-79-8	

REPORT OF LABORATORY ANALYSIS

This report shall not be reproduced, except in full,
without the written consent of Pace Analytical Services, LLC.

Pace Analytical Services, LLC
9800 Kincey Ave. Suite 100
Huntersville, NC 28078
(704)875-9092

ANALYTICAL RESULTS

Project: Bowen AP-1
Pace Project No.: 92711015

Sample: BOW-BGWC-8 **Lab ID: 92711015009** Collected: 02/01/24 11:29 Received: 02/02/24 10:52 Matrix: Water

Parameters	Results	Units	Report Limit	MDL	DF	Prepared	Analyzed	CAS No.	Qual
6010D ATL ICP	Analytical Method: EPA 6010D Preparation Method: EPA 3010A Pace Analytical Services - Peachtree Corners, GA								
Manganese	ND	mg/L	0.040	0.011	1	02/03/24 10:02	02/08/24 01:53	7439-96-5	
Calcium	**39.9**	mg/L	1.0	0.12	1	02/03/24 10:02	02/08/24 01:53	7440-70-2	
Sodium	**4.9**	mg/L	1.0	0.58	1	02/03/24 10:02	02/10/24 19:16	7440-23-5	
Magnesium	**14.4**	mg/L	0.050	0.012	1	02/03/24 10:02	02/10/24 19:16	7439-95-4	
Iron	**0.070**	mg/L	0.040	0.025	1	02/03/24 10:02	02/18/24 21:08	7439-89-6	
Potassium	**2.6**	mg/L	0.50	0.15	1	02/03/24 10:02	02/18/24 21:08	7440-09-7	
6020 MET ICPMS	Analytical Method: EPA 6020B Preparation Method: EPA 3005A Pace Analytical Services - Peachtree Corners, GA								
Antimony	ND	mg/L	0.0030	0.00054	1	02/03/24 08:47	02/07/24 14:05	7440-36-0	
Arsenic	ND	mg/L	0.0050	0.00084	1	02/03/24 08:47	02/07/24 14:05	7440-38-2	
Barium	**0.027**	mg/L	0.0050	0.00047	1	02/03/24 08:47	02/07/24 14:05	7440-39-3	
Beryllium	ND	mg/L	0.00050	0.000094	1	02/03/24 08:47	02/07/24 14:05	7440-41-7	
Boron	**0.040J**	mg/L	0.040	0.012	1	02/03/24 08:47	02/07/24 14:05	7440-42-8	
Cadmium	ND	mg/L	0.00050	0.00010	1	02/03/24 08:47	02/07/24 14:05	7440-43-9	
Chromium	ND	mg/L	0.0050	0.0019	1	02/03/24 08:47	02/07/24 14:05	7440-47-3	
Cobalt	ND	mg/L	0.0050	0.00032	1	02/03/24 08:47	02/07/24 14:05	7440-48-4	
Lead	ND	mg/L	0.0010	0.00016	1	02/03/24 08:47	02/07/24 14:05	7439-92-1	
Lithium	ND	mg/L	0.030	0.0016	1	02/03/24 08:47	02/07/24 14:05	7439-93-2	
Molybdenum	ND	mg/L	0.010	0.00062	1	02/03/24 08:47	02/07/24 14:05	7439-98-7	
Selenium	ND	mg/L	0.0050	0.00096	1	02/03/24 08:47	02/07/24 14:05	7782-49-2	
Thallium	ND	mg/L	0.0010	0.00038	1	02/03/24 08:47	02/07/24 14:05	7440-28-0	
7470 Mercury	Analytical Method: EPA 7470A Preparation Method: EPA 7470A Pace Analytical Services - Peachtree Corners, GA								
Mercury	ND	mg/L	0.00020	0.00013	1	02/15/24 12:00	02/15/24 15:37	7439-97-6	
2320B Alkalinity	Analytical Method: SM 2320B-2011 Pace Analytical Services - Asheville								
Alkalinity,Bicarbonate (CaCO3)	**153**	mg/L	5.0	5.0	1		02/06/24 13:46		
Alkalinity,Carbonate (CaCO3)	ND	mg/L	5.0	5.0	1		02/06/24 13:46		
Alkalinity, Total as CaCO3	**153**	mg/L	5.0	5.0	1		02/06/24 13:46		
2540C Total Dissolved Solids	Analytical Method: SM 2540C-2015 Pace Analytical Services - Asheville								
Total Dissolved Solids	**202**	mg/L	25.0	25.0	1		02/04/24 12:57		
4500S2D Sulfide Water	Analytical Method: SM 4500-S2D-2011 Pace Analytical Services - Asheville								
Sulfide	ND	mg/L	0.10	0.022	1		02/08/24 06:06	18496-25-8	
300.0 IC Anions 28 Days	Analytical Method: EPA 300.0 Rev 2.1 1993 Pace Analytical Services - Asheville								
Chloride	**1.5**	mg/L	1.0	0.60	1		02/03/24 16:16	16887-00-6	

REPORT OF LABORATORY ANALYSIS

This report shall not be reproduced, except in full,
without the written consent of Pace Analytical Services, LLC.

Pace Analytical Services, LLC
9800 Kincey Ave. Suite 100
Huntersville, NC 28078
(704)875-9092

ANALYTICAL RESULTS

Project: Bowen AP-1
Pace Project No.: 92711015

Sample: BOW-BGWC-8 **Lab ID: 92711015009** Collected: 02/01/24 11:29 Received: 02/02/24 10:52 Matrix: Water

Parameters	Results	Units	Report Limit	MDL	DF	Prepared	Analyzed	CAS No.	Qual
300.0 IC Anions 28 Days	Analytical Method: EPA 300.0 Rev 2.1 1993 Pace Analytical Services - Asheville								
Fluoride	**0.051J**	mg/L	0.10	0.050	1		02/03/24 16:16	16984-48-8	
Sulfate	**21.4**	mg/L	1.0	0.50	1		02/03/24 16:16	14808-79-8	

REPORT OF LABORATORY ANALYSIS

This report shall not be reproduced, except in full,
without the written consent of Pace Analytical Services, LLC.

Pace Analytical Services, LLC
9800 Kincey Ave. Suite 100
Huntersville, NC 28078
(704)875-9092

ANALYTICAL RESULTS

Project: Bowen AP-1
Pace Project No.: 92711015

Sample: BOW-BGWC-9 **Lab ID: 92711015010** Collected: 02/01/24 11:22 Received: 02/02/24 10:52 Matrix: Water

Parameters	Results	Units	Report Limit	MDL	DF	Prepared	Analyzed	CAS No.	Qual
6010D ATL ICP	Analytical Method: EPA 6010D Preparation Method: EPA 3010A Pace Analytical Services - Peachtree Corners, GA								
Iron	**0.24**	mg/L	0.20	0.13	5	02/03/24 10:02	02/18/24 21:13	7439-89-6	
Potassium	**2.5**	mg/L	2.5	0.76	5	02/03/24 10:02	02/18/24 21:13	7440-09-7	
Manganese	**0.028J**	mg/L	0.040	0.011	1	02/03/24 10:02	02/08/24 02:02	7439-96-5	
Calcium	**60.1**	mg/L	1.0	0.12	1	02/03/24 10:02	02/08/24 02:02	7440-70-2	
Sodium	**12.0**	mg/L	5.0	2.9	5	02/03/24 10:02	02/10/24 19:31	7440-23-5	
Magnesium	**24.5**	mg/L	0.25	0.059	5	02/03/24 10:02	02/10/24 19:31	7439-95-4	
6020 MET ICPMS	Analytical Method: EPA 6020B Preparation Method: EPA 3005A Pace Analytical Services - Peachtree Corners, GA								
Antimony	ND	mg/L	0.0030	0.00054	1	02/03/24 08:47	02/07/24 14:09	7440-36-0	
Arsenic	**0.0012J**	mg/L	0.0050	0.00084	1	02/03/24 08:47	02/07/24 14:09	7440-38-2	
Barium	**0.027**	mg/L	0.0050	0.00047	1	02/03/24 08:47	02/07/24 14:09	7440-39-3	
Beryllium	ND	mg/L	0.00050	0.000094	1	02/03/24 08:47	02/07/24 14:09	7440-41-7	
Boron	**0.48**	mg/L	0.040	0.012	1	02/03/24 08:47	02/07/24 14:09	7440-42-8	
Cadmium	ND	mg/L	0.00050	0.00010	1	02/03/24 08:47	02/07/24 14:09	7440-43-9	
Chromium	ND	mg/L	0.0050	0.0019	1	02/03/24 08:47	02/07/24 14:09	7440-47-3	
Cobalt	ND	mg/L	0.0050	0.00032	1	02/03/24 08:47	02/07/24 14:09	7440-48-4	
Lead	ND	mg/L	0.0010	0.00016	1	02/03/24 08:47	02/07/24 14:09	7439-92-1	
Lithium	**0.0020J**	mg/L	0.030	0.0016	1	02/03/24 08:47	02/07/24 14:09	7439-93-2	
Molybdenum	**0.0016J**	mg/L	0.010	0.00062	1	02/03/24 08:47	02/07/24 14:09	7439-98-7	
Selenium	**0.0011J**	mg/L	0.0050	0.00096	1	02/03/24 08:47	02/07/24 14:09	7782-49-2	
Thallium	ND	mg/L	0.0010	0.00038	1	02/03/24 08:47	02/07/24 14:09	7440-28-0	
7470 Mercury	Analytical Method: EPA 7470A Preparation Method: EPA 7470A Pace Analytical Services - Peachtree Corners, GA								
Mercury	ND	mg/L	0.00020	0.00013	1	02/15/24 12:00	02/15/24 15:45	7439-97-6	
2320B Alkalinity	Analytical Method: SM 2320B-2011 Pace Analytical Services - Asheville								
Alkalinity,Bicarbonate (CaCO3)	**205**	mg/L	5.0	5.0	1		02/06/24 13:57		
Alkalinity,Carbonate (CaCO3)	ND	mg/L	5.0	5.0	1		02/06/24 13:57		
Alkalinity, Total as CaCO3	**205**	mg/L	5.0	5.0	1		02/06/24 13:57		
2540C Total Dissolved Solids	Analytical Method: SM 2540C-2015 Pace Analytical Services - Asheville								
Total Dissolved Solids	**339**	mg/L	25.0	25.0	1		02/04/24 12:57		
4500S2D Sulfide Water	Analytical Method: SM 4500-S2D-2011 Pace Analytical Services - Asheville								
Sulfide	ND	mg/L	0.10	0.022	1		02/08/24 06:07	18496-25-8	
300.0 IC Anions 28 Days	Analytical Method: EPA 300.0 Rev 2.1 1993 Pace Analytical Services - Asheville								
Chloride	**9.3**	mg/L	1.0	0.60	1		02/03/24 16:31	16887-00-6	

REPORT OF LABORATORY ANALYSIS

This report shall not be reproduced, except in full,
without the written consent of Pace Analytical Services, LLC.

Pace Analytical Services, LLC
9800 Kincey Ave. Suite 100
Huntersville, NC 28078
(704)875-9092

ANALYTICAL RESULTS

Project: Bowen AP-1
Pace Project No.: 92711015

Sample: BOW-BGWC-9 **Lab ID: 92711015010** Collected: 02/01/24 11:22 Received: 02/02/24 10:52 Matrix: Water

Parameters	Results	Units	Report Limit	MDL	DF	Prepared	Analyzed	CAS No.	Qual
300.0 IC Anions 28 Days	Analytical Method: EPA 300.0 Rev 2.1 1993 Pace Analytical Services - Asheville								
Fluoride	**0.074J**	mg/L	0.10	0.050	1		02/03/24 16:31	16984-48-8	
Sulfate	**78.0**	mg/L	1.0	0.50	1		02/03/24 16:31	14808-79-8	

REPORT OF LABORATORY ANALYSIS

This report shall not be reproduced, except in full,
without the written consent of Pace Analytical Services, LLC.

Pace Analytical Services, LLC
9800 Kincey Ave. Suite 100
Huntersville, NC 28078
(704)875-9092

ANALYTICAL RESULTS

Project: Bowen AP-1
Pace Project No.: 92711015

Sample: BOW-BGWC-10 **Lab ID: 92711015011** Collected: 02/01/24 14:59 Received: 02/02/24 10:52 Matrix: Water

Parameters	Results	Units	Report Limit	MDL	DF	Prepared	Analyzed	CAS No.	Qual
6010D ATL ICP	Analytical Method: EPA 6010D Preparation Method: EPA 3010A Pace Analytical Services - Peachtree Corners, GA								
Iron	**0.21**	mg/L	0.040	0.025	1	02/03/24 10:02	02/18/24 21:18	7439-89-6	
Potassium	**2.1**	mg/L	0.50	0.15	1	02/03/24 10:02	02/18/24 21:18	7440-09-7	
Manganese	**0.016J**	mg/L	0.040	0.011	1	02/03/24 10:02	02/08/24 02:12	7439-96-5	
Calcium	**62.8**	mg/L	1.0	0.12	1	02/03/24 10:02	02/08/24 02:12	7440-70-2	
Sodium	**19.9**	mg/L	1.0	0.58	1	02/03/24 10:02	02/10/24 19:36	7440-23-5	
Magnesium	**29.5**	mg/L	0.050	0.012	1	02/03/24 10:02	02/10/24 19:36	7439-95-4	
6020 MET ICPMS	Analytical Method: EPA 6020B Preparation Method: EPA 3005A Pace Analytical Services - Peachtree Corners, GA								
Antimony	ND	mg/L	0.0030	0.00054	1	02/03/24 08:47	02/07/24 14:13	7440-36-0	
Arsenic	**0.0060**	mg/L	0.0050	0.00084	1	02/03/24 08:47	02/07/24 14:13	7440-38-2	
Barium	**0.038**	mg/L	0.0050	0.00047	1	02/03/24 08:47	02/07/24 14:13	7440-39-3	
Beryllium	ND	mg/L	0.00050	0.000094	1	02/03/24 08:47	02/07/24 14:13	7440-41-7	
Boron	**0.51**	mg/L	0.040	0.012	1	02/03/24 08:47	02/07/24 14:13	7440-42-8	
Cadmium	ND	mg/L	0.00050	0.00010	1	02/03/24 08:47	02/07/24 14:13	7440-43-9	
Chromium	ND	mg/L	0.0050	0.0019	1	02/03/24 08:47	02/07/24 14:13	7440-47-3	
Cobalt	**0.00040J**	mg/L	0.0050	0.00032	1	02/03/24 08:47	02/07/24 14:13	7440-48-4	
Lead	ND	mg/L	0.0010	0.00016	1	02/03/24 08:47	02/07/24 14:13	7439-92-1	
Lithium	ND	mg/L	0.030	0.0016	1	02/03/24 08:47	02/07/24 14:13	7439-93-2	
Molybdenum	**0.0020J**	mg/L	0.010	0.00062	1	02/03/24 08:47	02/07/24 14:13	7439-98-7	
Selenium	ND	mg/L	0.0050	0.00096	1	02/03/24 08:47	02/07/24 14:13	7782-49-2	
Thallium	ND	mg/L	0.0010	0.00038	1	02/03/24 08:47	02/07/24 14:13	7440-28-0	
7470 Mercury	Analytical Method: EPA 7470A Preparation Method: EPA 7470A Pace Analytical Services - Peachtree Corners, GA								
Mercury	ND	mg/L	0.00020	0.00013	1	02/15/24 12:00	02/15/24 15:48	7439-97-6	
2320B Alkalinity	Analytical Method: SM 2320B-2011 Pace Analytical Services - Asheville								
Alkalinity,Bicarbonate (CaCO3)	**180**	mg/L	5.0	5.0	1		02/06/24 14:10		
Alkalinity,Carbonate (CaCO3)	ND	mg/L	5.0	5.0	1		02/06/24 14:10		
Alkalinity, Total as CaCO3	**180**	mg/L	5.0	5.0	1		02/06/24 14:10		
2540C Total Dissolved Solids	Analytical Method: SM 2540C-2015 Pace Analytical Services - Asheville								
Total Dissolved Solids	**391**	mg/L	25.0	25.0	1		02/04/24 12:57		
4500S2D Sulfide Water	Analytical Method: SM 4500-S2D-2011 Pace Analytical Services - Asheville								
Sulfide	ND	mg/L	0.10	0.022	1		02/08/24 06:08	18496-25-8	
300.0 IC Anions 28 Days	Analytical Method: EPA 300.0 Rev 2.1 1993 Pace Analytical Services - Asheville								
Chloride	**30.1**	mg/L	1.0	0.60	1		02/03/24 16:46	16887-00-6	

REPORT OF LABORATORY ANALYSIS

This report shall not be reproduced, except in full,
without the written consent of Pace Analytical Services, LLC.

Pace Analytical Services, LLC
9800 Kincey Ave. Suite 100
Huntersville, NC 28078
(704)875-9092

ANALYTICAL RESULTS

Project: Bowen AP-1
Pace Project No.: 92711015

Sample: BOW-BGWC-10 **Lab ID: 92711015011** Collected: 02/01/24 14:59 Received: 02/02/24 10:52 Matrix: Water

Parameters	Results	Units	Report Limit	MDL	DF	Prepared	Analyzed	CAS No.	Qual
300.0 IC Anions 28 Days	Analytical Method: EPA 300.0 Rev 2.1 1993 Pace Analytical Services - Asheville								
Fluoride	**0.051J**	mg/L	0.10	0.050	1		02/03/24 16:46	16984-48-8	
Sulfate	**96.9**	mg/L	2.0	1.0	2		02/04/24 07:05	14808-79-8	

REPORT OF LABORATORY ANALYSIS

This report shall not be reproduced, except in full,
without the written consent of Pace Analytical Services, LLC.

Pace Analytical Services, LLC
9800 Kincey Ave. Suite 100
Huntersville, NC 28078
(704)875-9092

ANALYTICAL RESULTS

Project: Bowen AP-1
Pace Project No.: 92711015

Sample: BOW-BGWC-12 **Lab ID: 92711015012** Collected: 02/01/24 14:00 Received: 02/02/24 10:52 Matrix: Water

Parameters	Results	Units	Report Limit	MDL	DF	Prepared	Analyzed	CAS No.	Qual
6010D ATL ICP	Analytical Method: EPA 6010D Preparation Method: EPA 3010A Pace Analytical Services - Peachtree Corners, GA								
Sodium	**49.0**	mg/L	1.0	0.58	1	02/03/24 10:02	02/10/24 19:40	7440-23-5	
Magnesium	**70.0**	mg/L	0.050	0.012	1	02/03/24 10:02	02/10/24 19:40	7439-95-4	
Iron	**0.030J**	mg/L	0.040	0.025	1	02/03/24 10:02	02/18/24 21:22	7439-89-6	
Potassium	**3.7**	mg/L	0.50	0.15	1	02/03/24 10:02	02/18/24 21:22	7440-09-7	
Manganese	ND	mg/L	0.040	0.011	1	02/03/24 10:02	02/08/24 02:22	7439-96-5	
Calcium	**194**	mg/L	1.0	0.12	1	02/03/24 10:02	02/08/24 02:22	7440-70-2	
6020 MET ICPMS	Analytical Method: EPA 6020B Preparation Method: EPA 3005A Pace Analytical Services - Peachtree Corners, GA								
Antimony	ND	mg/L	0.0030	0.00054	1	02/03/24 08:47	02/07/24 14:53	7440-36-0	
Arsenic	ND	mg/L	0.0050	0.00084	1	02/03/24 08:47	02/07/24 14:53	7440-38-2	
Barium	**0.055**	mg/L	0.0050	0.00047	1	02/03/24 08:47	02/07/24 14:53	7440-39-3	
Beryllium	ND	mg/L	0.00050	0.000094	1	02/03/24 08:47	02/07/24 14:53	7440-41-7	
Boron	**1.6**	mg/L	0.040	0.012	1	02/03/24 08:47	02/07/24 14:53	7440-42-8	
Cadmium	ND	mg/L	0.00050	0.00010	1	02/03/24 08:47	02/07/24 14:53	7440-43-9	
Chromium	ND	mg/L	0.0050	0.0019	1	02/03/24 08:47	02/07/24 14:53	7440-47-3	
Cobalt	**0.00036J**	mg/L	0.0050	0.00032	1	02/03/24 08:47	02/07/24 14:53	7440-48-4	
Lead	ND	mg/L	0.0010	0.00016	1	02/03/24 08:47	02/07/24 14:53	7439-92-1	
Lithium	ND	mg/L	0.030	0.0016	1	02/03/24 08:47	02/07/24 14:53	7439-93-2	
Molybdenum	ND	mg/L	0.010	0.00062	1	02/03/24 08:47	02/07/24 14:53	7439-98-7	
Selenium	ND	mg/L	0.0050	0.00096	1	02/03/24 08:47	02/07/24 14:53	7782-49-2	
Thallium	ND	mg/L	0.0010	0.00038	1	02/03/24 08:47	02/07/24 14:53	7440-28-0	
7470 Mercury	Analytical Method: EPA 7470A Preparation Method: EPA 7470A Pace Analytical Services - Peachtree Corners, GA								
Mercury	ND	mg/L	0.00020	0.00013	1	02/15/24 12:00	02/15/24 15:50	7439-97-6	
2320B Alkalinity	Analytical Method: SM 2320B-2011 Pace Analytical Services - Asheville								
Alkalinity,Bicarbonate (CaCO3)	**313**	mg/L	5.0	5.0	1		02/06/24 20:29		
Alkalinity,Carbonate (CaCO3)	ND	mg/L	5.0	5.0	1		02/06/24 20:29		
Alkalinity, Total as CaCO3	**313**	mg/L	5.0	5.0	1		02/06/24 20:29		
2540C Total Dissolved Solids	Analytical Method: SM 2540C-2015 Pace Analytical Services - Asheville								
Total Dissolved Solids	**1150**	mg/L	50.0	50.0	1		02/04/24 12:57		
4500S2D Sulfide Water	Analytical Method: SM 4500-S2D-2011 Pace Analytical Services - Asheville								
Sulfide	ND	mg/L	0.10	0.022	1		02/08/24 06:08	18496-25-8	
300.0 IC Anions 28 Days	Analytical Method: EPA 300.0 Rev 2.1 1993 Pace Analytical Services - Asheville								
Chloride	**14.2**	mg/L	1.0	0.60	1		02/03/24 17:00	16887-00-6	

REPORT OF LABORATORY ANALYSIS

This report shall not be reproduced, except in full,
without the written consent of Pace Analytical Services, LLC.

Pace Analytical Services, LLC
9800 Kincey Ave. Suite 100
Huntersville, NC 28078
(704)875-9092

ANALYTICAL RESULTS

Project: Bowen AP-1
Pace Project No.: 92711015

Sample: BOW-BGWC-12 **Lab ID: 92711015012** Collected: 02/01/24 14:00 Received: 02/02/24 10:52 Matrix: Water

Parameters	Results	Units	Report Limit	MDL	DF	Prepared	Analyzed	CAS No.	Qual
300.0 IC Anions 28 Days	Analytical Method: EPA 300.0 Rev 2.1 1993 Pace Analytical Services - Asheville								
Fluoride	**0.071J**	mg/L	0.10	0.050	1		02/03/24 17:00	16984-48-8	
Sulfate	**495**	mg/L	10.0	5.0	10		02/04/24 07:20	14808-79-8	

REPORT OF LABORATORY ANALYSIS

This report shall not be reproduced, except in full,
without the written consent of Pace Analytical Services, LLC.

Pace Analytical Services, LLC
9800 Kincey Ave. Suite 100
Huntersville, NC 28078
(704)875-9092

ANALYTICAL RESULTS

Project: Bowen AP-1
Pace Project No.: 92711015

Sample: BOW-BGWC-14A **Lab ID: 92711015013** Collected: 02/01/24 14:08 Received: 02/02/24 10:52 Matrix: Water

Parameters	Results	Units	Report Limit	MDL	DF	Prepared	Analyzed	CAS No.	Qual
6010D ATL ICP	Analytical Method: EPA 6010D Preparation Method: EPA 3010A Pace Analytical Services - Peachtree Corners, GA								
Manganese	**1.2**	mg/L	0.040	0.011	1	02/03/24 10:02	02/08/24 02:31	7439-96-5	
Calcium	**177**	mg/L	1.0	0.12	1	02/03/24 10:02	02/08/24 02:31	7440-70-2	
Iron	**0.036J**	mg/L	0.040	0.025	1	02/03/24 10:02	02/18/24 21:37	7439-89-6	
Potassium	**6.0**	mg/L	0.50	0.15	1	02/03/24 10:02	02/18/24 21:37	7440-09-7	
Sodium	**33.1**	mg/L	1.0	0.58	1	02/03/24 10:02	02/10/24 19:45	7440-23-5	
Magnesium	**51.0**	mg/L	0.050	0.012	1	02/03/24 10:02	02/10/24 19:45	7439-95-4	
6020 MET ICPMS	Analytical Method: EPA 6020B Preparation Method: EPA 3005A Pace Analytical Services - Peachtree Corners, GA								
Antimony	ND	mg/L	0.0030	0.00054	1	02/03/24 08:47	02/07/24 14:56	7440-36-0	
Arsenic	ND	mg/L	0.0050	0.00084	1	02/03/24 08:47	02/07/24 14:56	7440-38-2	
Barium	**0.034**	mg/L	0.0050	0.00047	1	02/03/24 08:47	02/07/24 14:56	7440-39-3	
Beryllium	ND	mg/L	0.00050	0.000094	1	02/03/24 08:47	02/07/24 14:56	7440-41-7	
Boron	**1.7**	mg/L	0.040	0.012	1	02/03/24 08:47	02/07/24 14:56	7440-42-8	
Cadmium	**0.00050**	mg/L	0.00050	0.00010	1	02/03/24 08:47	02/07/24 14:56	7440-43-9	
Chromium	ND	mg/L	0.0050	0.0019	1	02/03/24 08:47	02/07/24 14:56	7440-47-3	
Cobalt	**0.0014J**	mg/L	0.0050	0.00032	1	02/03/24 08:47	02/07/24 14:56	7440-48-4	
Lead	ND	mg/L	0.0010	0.00016	1	02/03/24 08:47	02/07/24 14:56	7439-92-1	
Lithium	**0.0019J**	mg/L	0.030	0.0016	1	02/03/24 08:47	02/07/24 14:56	7439-93-2	
Molybdenum	**0.0018J**	mg/L	0.010	0.00062	1	02/03/24 08:47	02/07/24 14:56	7439-98-7	
Selenium	ND	mg/L	0.0050	0.00096	1	02/03/24 08:47	02/07/24 14:56	7782-49-2	
Thallium	**0.00060J**	mg/L	0.0010	0.00038	1	02/03/24 08:47	02/07/24 14:56	7440-28-0	
7470 Mercury	Analytical Method: EPA 7470A Preparation Method: EPA 7470A Pace Analytical Services - Peachtree Corners, GA								
Mercury	**0.00015J**	mg/L	0.00020	0.00013	1	02/15/24 12:00	02/15/24 15:53	7439-97-6	
2320B Alkalinity	Analytical Method: SM 2320B-2011 Pace Analytical Services - Asheville								
Alkalinity,Bicarbonate (CaCO3)	**205**	mg/L	5.0	5.0	1		02/06/24 14:29		
Alkalinity,Carbonate (CaCO3)	ND	mg/L	5.0	5.0	1		02/06/24 14:29		
Alkalinity, Total as CaCO3	**205**	mg/L	5.0	5.0	1		02/06/24 14:29		
2540C Total Dissolved Solids	Analytical Method: SM 2540C-2015 Pace Analytical Services - Asheville								
Total Dissolved Solids	**1040**	mg/L	50.0	50.0	1		02/04/24 12:57		
4500S2D Sulfide Water	Analytical Method: SM 4500-S2D-2011 Pace Analytical Services - Asheville								
Sulfide	ND	mg/L	0.10	0.022	1		02/08/24 06:09	18496-25-8	
300.0 IC Anions 28 Days	Analytical Method: EPA 300.0 Rev 2.1 1993 Pace Analytical Services - Asheville								
Chloride	**17.3**	mg/L	1.0	0.60	1		02/03/24 17:15	16887-00-6	

REPORT OF LABORATORY ANALYSIS

This report shall not be reproduced, except in full,
without the written consent of Pace Analytical Services, LLC.

Pace Analytical Services, LLC
9800 Kincey Ave. Suite 100
Huntersville, NC 28078
(704)875-9092

ANALYTICAL RESULTS

Project: Bowen AP-1
Pace Project No.: 92711015

Sample: BOW-BGWC-14A **Lab ID: 92711015013** Collected: 02/01/24 14:08 Received: 02/02/24 10:52 Matrix: Water

Parameters	Results	Units	Report Limit	MDL	DF	Prepared	Analyzed	CAS No.	Qual
300.0 IC Anions 28 Days	Analytical Method: EPA 300.0 Rev 2.1 1993 Pace Analytical Services - Asheville								
Fluoride	**0.066J**	mg/L	0.10	0.050	1		02/03/24 17:15	16984-48-8	
Sulfate	**483**	mg/L	10.0	5.0	10		02/04/24 07:34	14808-79-8	

REPORT OF LABORATORY ANALYSIS

This report shall not be reproduced, except in full,
without the written consent of Pace Analytical Services, LLC.

Pace Analytical Services, LLC
9800 Kincey Ave. Suite 100
Huntersville, NC 28078
(704)875-9092

ANALYTICAL RESULTS

Project: Bowen AP-1
Pace Project No.: 92711015

Sample: BOW-BGWC-16 **Lab ID: 92711015014** Collected: 02/01/24 15:34 Received: 02/02/24 10:52 Matrix: Water

Parameters	Results	Units	Report Limit	MDL	DF	Prepared	Analyzed	CAS No.	Qual
6010D ATL ICP	Analytical Method: EPA 6010D Preparation Method: EPA 3010A Pace Analytical Services - Peachtree Corners, GA								
Iron	**0.21**	mg/L	0.040	0.025	1	02/03/24 10:02	02/18/24 21:42	7439-89-6	
Potassium	**6.0**	mg/L	0.50	0.15	1	02/03/24 10:02	02/18/24 21:42	7440-09-7	
Sodium	**52.8**	mg/L	1.0	0.58	1	02/03/24 10:02	02/10/24 19:50	7440-23-5	
Magnesium	**36.4**	mg/L	0.050	0.012	1	02/03/24 10:02	02/10/24 19:50	7439-95-4	
Manganese	**4.7**	mg/L	0.040	0.011	1	02/03/24 10:02	02/08/24 02:51	7439-96-5	
Calcium	**203**	mg/L	1.0	0.12	1	02/03/24 10:02	02/08/24 02:51	7440-70-2	
6020 MET ICPMS	Analytical Method: EPA 6020B Preparation Method: EPA 3005A Pace Analytical Services - Peachtree Corners, GA								
Antimony	ND	mg/L	0.0030	0.00054	1	02/03/24 08:47	02/07/24 15:00	7440-36-0	
Arsenic	**0.0011J**	mg/L	0.0050	0.00084	1	02/03/24 08:47	02/07/24 15:00	7440-38-2	
Barium	**0.032**	mg/L	0.0050	0.00047	1	02/03/24 08:47	02/07/24 15:00	7440-39-3	
Beryllium	**0.00022J**	mg/L	0.00050	0.000094	1	02/03/24 08:47	02/07/24 15:00	7440-41-7	
Boron	**2.2**	mg/L	0.040	0.012	1	02/03/24 08:47	02/07/24 15:00	7440-42-8	
Cadmium	**0.0024**	mg/L	0.00050	0.00010	1	02/03/24 08:47	02/07/24 15:00	7440-43-9	
Chromium	ND	mg/L	0.0050	0.0019	1	02/03/24 08:47	02/07/24 15:00	7440-47-3	
Cobalt	**0.011**	mg/L	0.0050	0.00032	1	02/03/24 08:47	02/07/24 15:00	7440-48-4	
Lead	**0.00055J**	mg/L	0.0010	0.00016	1	02/03/24 08:47	02/07/24 15:00	7439-92-1	
Lithium	ND	mg/L	0.030	0.0016	1	02/03/24 08:47	02/07/24 15:00	7439-93-2	
Molybdenum	ND	mg/L	0.010	0.00062	1	02/03/24 08:47	02/07/24 15:00	7439-98-7	
Selenium	**0.0034J**	mg/L	0.0050	0.00096	1	02/03/24 08:47	02/07/24 15:00	7782-49-2	
Thallium	ND	mg/L	0.0010	0.00038	1	02/03/24 08:47	02/07/24 15:00	7440-28-0	
7470 Mercury	Analytical Method: EPA 7470A Preparation Method: EPA 7470A Pace Analytical Services - Peachtree Corners, GA								
Mercury	ND	mg/L	0.00020	0.00013	1	02/15/24 12:00	02/15/24 15:55	7439-97-6	
2320B Alkalinity	Analytical Method: SM 2320B-2011 Pace Analytical Services - Asheville								
Alkalinity,Bicarbonate (CaCO3)	**137**	mg/L	5.0	5.0	1		02/06/24 14:53		
Alkalinity,Carbonate (CaCO3)	ND	mg/L	5.0	5.0	1		02/06/24 14:53		
Alkalinity, Total as CaCO3	**137**	mg/L	5.0	5.0	1		02/06/24 14:53		
2540C Total Dissolved Solids	Analytical Method: SM 2540C-2015 Pace Analytical Services - Asheville								
Total Dissolved Solids	**1090**	mg/L	50.0	50.0	1		02/04/24 12:57		
4500S2D Sulfide Water	Analytical Method: SM 4500-S2D-2011 Pace Analytical Services - Asheville								
Sulfide	ND	mg/L	0.10	0.022	1		02/08/24 06:09	18496-25-8	
300.0 IC Anions 28 Days	Analytical Method: EPA 300.0 Rev 2.1 1993 Pace Analytical Services - Asheville								
Chloride	**18.5**	mg/L	1.0	0.60	1		02/03/24 17:30	16887-00-6	

REPORT OF LABORATORY ANALYSIS

This report shall not be reproduced, except in full,
without the written consent of Pace Analytical Services, LLC.

Pace Analytical Services, LLC
9800 Kincey Ave. Suite 100
Huntersville, NC 28078
(704)875-9092

ANALYTICAL RESULTS

Project: Bowen AP-1
Pace Project No.: 92711015

Sample: BOW-BGWC-16 **Lab ID: 92711015014** Collected: 02/01/24 15:34 Received: 02/02/24 10:52 Matrix: Water

Parameters	Results	Units	Report Limit	MDL	DF	Prepared	Analyzed	CAS No.	Qual
300.0 IC Anions 28 Days	Analytical Method: EPA 300.0 Rev 2.1 1993 Pace Analytical Services - Asheville								
Fluoride	**0.072J**	mg/L	0.10	0.050	1		02/03/24 17:30	16984-48-8	
Sulfate	**551**	mg/L	12.0	6.0	12		02/04/24 07:49	14808-79-8	M1

REPORT OF LABORATORY ANALYSIS

This report shall not be reproduced, except in full,
without the written consent of Pace Analytical Services, LLC.

Pace Analytical Services, LLC
9800 Kincey Ave. Suite 100
Huntersville, NC 28078
(704)875-9092

ANALYTICAL RESULTS

Project: Bowen AP-1
Pace Project No.: 92711015

Sample: BOW-BGWC-17 **Lab ID: 92711015015** Collected: 02/01/24 16:09 Received: 02/02/24 10:52 Matrix: Water

Parameters	Results	Units	Report Limit	MDL	DF	Prepared	Analyzed	CAS No.	Qual
6010D ATL ICP	Analytical Method: EPA 6010D Preparation Method: EPA 3010A Pace Analytical Services - Peachtree Corners, GA								
Sodium	**12.9**	mg/L	1.0	0.58	1	02/03/24 10:02	02/10/24 19:55	7440-23-5	
Magnesium	**30.5**	mg/L	0.050	0.012	1	02/03/24 10:02	02/10/24 19:55	7439-95-4	
Manganese	**0.29**	mg/L	0.040	0.011	1	02/03/24 10:02	02/08/24 03:01	7439-96-5	
Calcium	**79.9**	mg/L	1.0	0.12	1	02/03/24 10:02	02/08/24 03:01	7440-70-2	
Iron	**0.034J**	mg/L	0.040	0.025	1	02/03/24 10:02	02/18/24 21:47	7439-89-6	
Potassium	**2.5**	mg/L	0.50	0.15	1	02/03/24 10:02	02/18/24 21:47	7440-09-7	
6020 MET ICPMS	Analytical Method: EPA 6020B Preparation Method: EPA 3005A Pace Analytical Services - Peachtree Corners, GA								
Antimony	ND	mg/L	0.0030	0.00054	1	02/03/24 08:47	02/07/24 15:04	7440-36-0	
Arsenic	ND	mg/L	0.0050	0.00084	1	02/03/24 08:47	02/07/24 15:04	7440-38-2	
Barium	**0.017**	mg/L	0.0050	0.00047	1	02/03/24 08:47	02/07/24 15:04	7440-39-3	
Beryllium	ND	mg/L	0.00050	0.000094	1	02/03/24 08:47	02/07/24 15:04	7440-41-7	
Boron	**1.2**	mg/L	0.040	0.012	1	02/03/24 08:47	02/07/24 15:04	7440-42-8	
Cadmium	**0.00023J**	mg/L	0.00050	0.00010	1	02/03/24 08:47	02/07/24 15:04	7440-43-9	
Chromium	ND	mg/L	0.0050	0.0019	1	02/03/24 08:47	02/07/24 15:04	7440-47-3	
Cobalt	ND	mg/L	0.0050	0.00032	1	02/03/24 08:47	02/07/24 15:04	7440-48-4	
Lead	ND	mg/L	0.0010	0.00016	1	02/03/24 08:47	02/07/24 15:04	7439-92-1	
Lithium	ND	mg/L	0.030	0.0016	1	02/03/24 08:47	02/07/24 15:04	7439-93-2	
Molybdenum	ND	mg/L	0.010	0.00062	1	02/03/24 08:47	02/07/24 15:04	7439-98-7	
Selenium	ND	mg/L	0.0050	0.00096	1	02/03/24 08:47	02/07/24 15:04	7782-49-2	
Thallium	ND	mg/L	0.0010	0.00038	1	02/03/24 08:47	02/07/24 15:04	7440-28-0	
7470 Mercury	Analytical Method: EPA 7470A Preparation Method: EPA 7470A Pace Analytical Services - Peachtree Corners, GA								
Mercury	**0.00031**	mg/L	0.00020	0.00013	1	02/15/24 12:00	02/15/24 15:58	7439-97-6	
2320B Alkalinity	Analytical Method: SM 2320B-2011 Pace Analytical Services - Asheville								
Alkalinity,Bicarbonate (CaCO3)	**157**	mg/L	5.0	5.0	1		02/06/24 15:03		
Alkalinity,Carbonate (CaCO3)	ND	mg/L	5.0	5.0	1		02/06/24 15:03		
Alkalinity, Total as CaCO3	**157**	mg/L	5.0	5.0	1		02/06/24 15:03		
2540C Total Dissolved Solids	Analytical Method: SM 2540C-2015 Pace Analytical Services - Asheville								
Total Dissolved Solids	**445**	mg/L	25.0	25.0	1		02/04/24 12:45		
4500S2D Sulfide Water	Analytical Method: SM 4500-S2D-2011 Pace Analytical Services - Asheville								
Sulfide	ND	mg/L	0.10	0.022	1		02/08/24 06:10	18496-25-8	
300.0 IC Anions 28 Days	Analytical Method: EPA 300.0 Rev 2.1 1993 Pace Analytical Services - Asheville								
Chloride	**41.8**	mg/L	1.0	0.60	1		02/03/24 18:44	16887-00-6	

REPORT OF LABORATORY ANALYSIS

This report shall not be reproduced, except in full,
without the written consent of Pace Analytical Services, LLC.

Pace Analytical Services, LLC
9800 Kincey Ave. Suite 100
Huntersville, NC 28078
(704)875-9092

ANALYTICAL RESULTS

Project: Bowen AP-1
Pace Project No.: 92711015

Sample: BOW-BGWC-17 **Lab ID: 92711015015** Collected: 02/01/24 16:09 Received: 02/02/24 10:52 Matrix: Water

Parameters	Results	Units	Report Limit	MDL	DF	Prepared	Analyzed	CAS No.	Qual
300.0 IC Anions 28 Days	Analytical Method: EPA 300.0 Rev 2.1 1993 Pace Analytical Services - Asheville								
Fluoride	**0.12**	mg/L	0.10	0.050	1		02/03/24 18:44	16984-48-8	
Sulfate	**132**	mg/L	3.0	1.5	3		02/04/24 08:32	14808-79-8	

REPORT OF LABORATORY ANALYSIS

This report shall not be reproduced, except in full,
without the written consent of Pace Analytical Services, LLC.

Pace Analytical Services, LLC
9800 Kincey Ave. Suite 100
Huntersville, NC 28078
(704)875-9092

ANALYTICAL RESULTS

Project: Bowen AP-1
Pace Project No.: 92711015

Sample: BOW-BGWA-6 **Lab ID: 92711015016** Collected: 01/31/24 13:08 Received: 02/02/24 10:52 Matrix: Water

Parameters	Results	Units	Report Limit	MDL	DF	Prepared	Analyzed	CAS No.	Qual
6010D ATL ICP	Analytical Method: EPA 6010D Preparation Method: EPA 3010A Pace Analytical Services - Peachtree Corners, GA								
Sodium	**5.5**	mg/L	1.0	0.58	1	02/03/24 10:02	02/10/24 20:00	7440-23-5	
Magnesium	**31.1**	mg/L	0.050	0.012	1	02/03/24 10:02	02/10/24 20:00	7439-95-4	
Manganese	**0.11**	mg/L	0.040	0.011	1	02/03/24 10:02	02/08/24 03:10	7439-96-5	
Calcium	**65.9**	mg/L	1.0	0.12	1	02/03/24 10:02	02/08/24 03:10	7440-70-2	
Iron	**0.13**	mg/L	0.040	0.025	1	02/03/24 10:02	02/18/24 21:52	7439-89-6	
Potassium	**1.3**	mg/L	0.50	0.15	1	02/03/24 10:02	02/18/24 21:52	7440-09-7	
6020 MET ICPMS	Analytical Method: EPA 6020B Preparation Method: EPA 3005A Pace Analytical Services - Peachtree Corners, GA								
Antimony	ND	mg/L	0.0030	0.00054	1	02/03/24 08:47	02/07/24 15:08	7440-36-0	
Arsenic	ND	mg/L	0.0050	0.00084	1	02/03/24 08:47	02/07/24 15:08	7440-38-2	
Barium	**0.055**	mg/L	0.0050	0.00047	1	02/03/24 08:47	02/07/24 15:08	7440-39-3	
Beryllium	ND	mg/L	0.00050	0.000094	1	02/03/24 08:47	02/07/24 15:08	7440-41-7	
Boron	**0.024J**	mg/L	0.040	0.012	1	02/03/24 08:47	02/07/24 15:08	7440-42-8	
Cadmium	ND	mg/L	0.00050	0.00010	1	02/03/24 08:47	02/07/24 15:08	7440-43-9	
Chromium	ND	mg/L	0.0050	0.0019	1	02/03/24 08:47	02/07/24 15:08	7440-47-3	
Cobalt	**0.00054J**	mg/L	0.0050	0.00032	1	02/03/24 08:47	02/07/24 15:08	7440-48-4	
Lead	ND	mg/L	0.0010	0.00016	1	02/03/24 08:47	02/07/24 15:08	7439-92-1	
Lithium	ND	mg/L	0.030	0.0016	1	02/03/24 08:47	02/07/24 15:08	7439-93-2	
Molybdenum	**0.00063J**	mg/L	0.010	0.00062	1	02/03/24 08:47	02/07/24 15:08	7439-98-7	
Selenium	ND	mg/L	0.0050	0.00096	1	02/03/24 08:47	02/07/24 15:08	7782-49-2	
Thallium	ND	mg/L	0.0010	0.00038	1	02/03/24 08:47	02/07/24 15:08	7440-28-0	
7470 Mercury	Analytical Method: EPA 7470A Preparation Method: EPA 7470A Pace Analytical Services - Peachtree Corners, GA								
Mercury	ND	mg/L	0.00020	0.00013	1	02/15/24 12:00	02/15/24 16:01	7439-97-6	
2320B Alkalinity	Analytical Method: SM 2320B-2011 Pace Analytical Services - Asheville								
Alkalinity,Bicarbonate (CaCO3)	**281**	mg/L	5.0	5.0	1		02/06/24 16:04		
Alkalinity,Carbonate (CaCO3)	ND	mg/L	5.0	5.0	1		02/06/24 16:04		
Alkalinity, Total as CaCO3	**281**	mg/L	5.0	5.0	1		02/06/24 16:04		
2540C Total Dissolved Solids	Analytical Method: SM 2540C-2015 Pace Analytical Services - Asheville								
Total Dissolved Solids	**313**	mg/L	25.0	25.0	1		02/04/24 12:55		
4500S2D Sulfide Water	Analytical Method: SM 4500-S2D-2011 Pace Analytical Services - Asheville								
Sulfide	ND	mg/L	0.10	0.022	1		02/03/24 06:27	18496-25-8	
300.0 IC Anions 28 Days	Analytical Method: EPA 300.0 Rev 2.1 1993 Pace Analytical Services - Asheville								
Chloride	**7.8**	mg/L	1.0	0.60	1		02/03/24 18:59	16887-00-6	

REPORT OF LABORATORY ANALYSIS

This report shall not be reproduced, except in full,
without the written consent of Pace Analytical Services, LLC.

Pace Analytical Services, LLC
9800 Kincey Ave. Suite 100
Huntersville, NC 28078
(704)875-9092

ANALYTICAL RESULTS

Project: Bowen AP-1
Pace Project No.: 92711015

Sample: BOW-BGWA-6 **Lab ID: 92711015016** Collected: 01/31/24 13:08 Received: 02/02/24 10:52 Matrix: Water

Parameters	Results	Units	Report Limit	MDL	DF	Prepared	Analyzed	CAS No.	Qual
300.0 IC Anions 28 Days	Analytical Method: EPA 300.0 Rev 2.1 1993 Pace Analytical Services - Asheville								
Fluoride	**0.053J**	mg/L	0.10	0.050	1		02/03/24 18:59	16984-48-8	
Sulfate	**15.1**	mg/L	1.0	0.50	1		02/03/24 18:59	14808-79-8	

REPORT OF LABORATORY ANALYSIS

This report shall not be reproduced, except in full,
without the written consent of Pace Analytical Services, LLC.

Pace Analytical Services, LLC
9800 Kincey Ave. Suite 100
Huntersville, NC 28078
(704)875-9092

ANALYTICAL RESULTS

Project: Bowen AP-1
Pace Project No.: 92711015

Sample: BOW-BGWC-44D **Lab ID: 92711015017** Collected: 01/31/24 11:28 Received: 02/02/24 10:52 Matrix: Water

Parameters	Results	Units	Report Limit	MDL	DF	Prepared	Analyzed	CAS No.	Qual
6010D ATL ICP	Analytical Method: EPA 6010D Preparation Method: EPA 3010A Pace Analytical Services - Peachtree Corners, GA								
Manganese	**0.023J**	mg/L	0.040	0.011	1	02/03/24 10:02	02/08/24 03:20	7439-96-5	
Calcium	**29.5**	mg/L	1.0	0.12	1	02/03/24 10:02	02/08/24 03:20	7440-70-2	
Sodium	**85.3**	mg/L	1.0	0.58	1	02/03/24 10:02	02/10/24 20:05	7440-23-5	
Magnesium	**22.6**	mg/L	0.050	0.012	1	02/03/24 10:02	02/10/24 20:05	7439-95-4	
Iron	**0.085**	mg/L	0.040	0.025	1	02/03/24 10:02	02/18/24 21:57	7439-89-6	
Potassium	**1.3**	mg/L	0.50	0.15	1	02/03/24 10:02	02/18/24 21:57	7440-09-7	
6020 MET ICPMS	Analytical Method: EPA 6020B Preparation Method: EPA 3005A Pace Analytical Services - Peachtree Corners, GA								
Antimony	ND	mg/L	0.0030	0.00054	1	02/03/24 08:47	02/07/24 15:11	7440-36-0	
Arsenic	**0.0040J**	mg/L	0.0050	0.00084	1	02/03/24 08:47	02/07/24 15:11	7440-38-2	
Barium	**0.036**	mg/L	0.0050	0.00047	1	02/03/24 08:47	02/07/24 15:11	7440-39-3	
Beryllium	ND	mg/L	0.00050	0.000094	1	02/03/24 08:47	02/07/24 15:11	7440-41-7	
Boron	**0.035J**	mg/L	0.040	0.012	1	02/03/24 08:47	02/07/24 15:11	7440-42-8	
Cadmium	ND	mg/L	0.00050	0.00010	1	02/03/24 08:47	02/07/24 15:11	7440-43-9	
Chromium	ND	mg/L	0.0050	0.0019	1	02/03/24 08:47	02/07/24 15:11	7440-47-3	
Cobalt	ND	mg/L	0.0050	0.00032	1	02/03/24 08:47	02/07/24 15:11	7440-48-4	
Lead	ND	mg/L	0.0010	0.00016	1	02/03/24 08:47	02/07/24 15:11	7439-92-1	
Lithium	**0.0059J**	mg/L	0.030	0.0016	1	02/03/24 08:47	02/07/24 15:11	7439-93-2	
Molybdenum	**0.0014J**	mg/L	0.010	0.00062	1	02/03/24 08:47	02/07/24 15:11	7439-98-7	
Selenium	ND	mg/L	0.0050	0.00096	1	02/03/24 08:47	02/07/24 15:11	7782-49-2	
Thallium	ND	mg/L	0.0010	0.00038	1	02/03/24 08:47	02/07/24 15:11	7440-28-0	
7470 Mercury	Analytical Method: EPA 7470A Preparation Method: EPA 7470A Pace Analytical Services - Peachtree Corners, GA								
Mercury	ND	mg/L	0.00020	0.00013	1	02/15/24 12:00	02/15/24 16:03	7439-97-6	
2320B Alkalinity	Analytical Method: SM 2320B-2011 Pace Analytical Services - Asheville								
Alkalinity,Bicarbonate (CaCO3)	**303**	mg/L	5.0	5.0	1		02/06/24 20:12		
Alkalinity,Carbonate (CaCO3)	ND	mg/L	5.0	5.0	1		02/06/24 20:12		
Alkalinity, Total as CaCO3	**303**	mg/L	5.0	5.0	1		02/06/24 20:12		
2540C Total Dissolved Solids	Analytical Method: SM 2540C-2015 Pace Analytical Services - Asheville								
Total Dissolved Solids	**352**	mg/L	25.0	25.0	1		02/04/24 12:55		
4500S2D Sulfide Water	Analytical Method: SM 4500-S2D-2011 Pace Analytical Services - Asheville								
Sulfide	ND	mg/L	0.10	0.022	1		02/03/24 06:28	18496-25-8	
300.0 IC Anions 28 Days	Analytical Method: EPA 300.0 Rev 2.1 1993 Pace Analytical Services - Asheville								
Chloride	**9.9**	mg/L	1.0	0.60	1		02/03/24 19:14	16887-00-6	

REPORT OF LABORATORY ANALYSIS

This report shall not be reproduced, except in full,
without the written consent of Pace Analytical Services, LLC.

Pace Analytical Services, LLC
9800 Kincey Ave. Suite 100
Huntersville, NC 28078
(704)875-9092

ANALYTICAL RESULTS

Project: Bowen AP-1
Pace Project No.: 92711015

Sample: BOW-BGWC-44D **Lab ID: 92711015017** Collected: 01/31/24 11:28 Received: 02/02/24 10:52 Matrix: Water

Parameters	Results	Units	Report Limit	MDL	DF	Prepared	Analyzed	CAS No.	Qual
300.0 IC Anions 28 Days	Analytical Method: EPA 300.0 Rev 2.1 1993 Pace Analytical Services - Asheville								
Fluoride	**0.12**	mg/L	0.10	0.050	1		02/03/24 19:14	16984-48-8	
Sulfate	**20.7**	mg/L	1.0	0.50	1		02/03/24 19:14	14808-79-8	

REPORT OF LABORATORY ANALYSIS

This report shall not be reproduced, except in full,
without the written consent of Pace Analytical Services, LLC.

Pace Analytical Services, LLC
9800 Kincey Ave. Suite 100
Huntersville, NC 28078
(704)875-9092

ANALYTICAL RESULTS

Project: Bowen AP-1
Pace Project No.: 92711015

Sample: BOW-BGWC-50D **Lab ID: 92711015018** Collected: 01/31/24 15:12 Received: 02/02/24 10:52 Matrix: Water

Parameters	Results	Units	Report Limit	MDL	DF	Prepared	Analyzed	CAS No.	Qual
6010D ATL ICP	Analytical Method: EPA 6010D Preparation Method: EPA 3010A Pace Analytical Services - Peachtree Corners, GA								
Manganese	**0.072**	mg/L	0.040	0.011	1	02/03/24 10:02	02/08/24 03:29	7439-96-5	
Calcium	**67.8**	mg/L	1.0	0.12	1	02/03/24 10:02	02/08/24 03:29	7440-70-2	
Sodium	**144**	mg/L	5.0	2.9	5	02/03/24 10:02	02/10/24 20:10	7440-23-5	
Magnesium	**28.2**	mg/L	0.25	0.059	5	02/03/24 10:02	02/10/24 20:10	7439-95-4	
Iron	**1.9**	mg/L	0.20	0.13	5	02/03/24 10:02	02/18/24 22:01	7439-89-6	
Potassium	**1.9J**	mg/L	2.5	0.76	5	02/03/24 10:02	02/18/24 22:01	7440-09-7	D3
6020 MET ICPMS	Analytical Method: EPA 6020B Preparation Method: EPA 3005A Pace Analytical Services - Peachtree Corners, GA								
Antimony	ND	mg/L	0.0030	0.00054	1	02/03/24 08:47	02/07/24 15:15	7440-36-0	
Arsenic	**0.0019J**	mg/L	0.0050	0.00084	1	02/03/24 08:47	02/07/24 15:15	7440-38-2	
Barium	**0.055**	mg/L	0.0050	0.00047	1	02/03/24 08:47	02/07/24 15:15	7440-39-3	
Beryllium	ND	mg/L	0.00050	0.000094	1	02/03/24 08:47	02/07/24 15:15	7440-41-7	
Boron	**0.049**	mg/L	0.040	0.012	1	02/03/24 08:47	02/07/24 15:15	7440-42-8	
Cadmium	ND	mg/L	0.00050	0.00010	1	02/03/24 08:47	02/07/24 15:15	7440-43-9	
Chromium	ND	mg/L	0.0050	0.0019	1	02/03/24 08:47	02/07/24 15:15	7440-47-3	
Cobalt	**0.00036J**	mg/L	0.0050	0.00032	1	02/03/24 08:47	02/07/24 15:15	7440-48-4	
Lead	ND	mg/L	0.0010	0.00016	1	02/03/24 08:47	02/07/24 15:15	7439-92-1	
Lithium	**0.0019J**	mg/L	0.030	0.0016	1	02/03/24 08:47	02/07/24 15:15	7439-93-2	
Molybdenum	**0.0041J**	mg/L	0.010	0.00062	1	02/03/24 08:47	02/07/24 15:15	7439-98-7	
Selenium	ND	mg/L	0.0050	0.00096	1	02/03/24 08:47	02/07/24 15:15	7782-49-2	
Thallium	ND	mg/L	0.0010	0.00038	1	02/03/24 08:47	02/07/24 15:15	7440-28-0	
7470 Mercury	Analytical Method: EPA 7470A Preparation Method: EPA 7470A Pace Analytical Services - Peachtree Corners, GA								
Mercury	ND	mg/L	0.00020	0.00013	1	02/15/24 12:00	02/15/24 16:06	7439-97-6	
2320B Alkalinity	Analytical Method: SM 2320B-2011 Pace Analytical Services - Asheville								
Alkalinity,Bicarbonate (CaCO3)	**271**	mg/L	5.0	5.0	1		02/06/24 20:20		
Alkalinity,Carbonate (CaCO3)	ND	mg/L	5.0	5.0	1		02/06/24 20:20		
Alkalinity, Total as CaCO3	**271**	mg/L	5.0	5.0	1		02/06/24 20:20		
2540C Total Dissolved Solids	Analytical Method: SM 2540C-2015 Pace Analytical Services - Asheville								
Total Dissolved Solids	**715**	mg/L	25.0	25.0	1		02/04/24 12:55		
4500S2D Sulfide Water	Analytical Method: SM 4500-S2D-2011 Pace Analytical Services - Asheville								
Sulfide	**0.081J**	mg/L	0.10	0.022	1		02/03/24 06:28	18496-25-8	
300.0 IC Anions 28 Days	Analytical Method: EPA 300.0 Rev 2.1 1993 Pace Analytical Services - Asheville								
Chloride	**25.6**	mg/L	1.0	0.60	1		02/03/24 19:29	16887-00-6	

REPORT OF LABORATORY ANALYSIS

This report shall not be reproduced, except in full,
without the written consent of Pace Analytical Services, LLC.

Pace Analytical Services, LLC
9800 Kincey Ave. Suite 100
Huntersville, NC 28078
(704)875-9092

ANALYTICAL RESULTS

Project: Bowen AP-1
Pace Project No.: 92711015

Sample: BOW-BGWC-50D **Lab ID: 92711015018** Collected: 01/31/24 15:12 Received: 02/02/24 10:52 Matrix: Water

Parameters	Results	Units	Report Limit	MDL	DF	Prepared	Analyzed	CAS No.	Qual
300.0 IC Anions 28 Days	Analytical Method: EPA 300.0 Rev 2.1 1993 Pace Analytical Services - Asheville								
Fluoride	**0.12**	mg/L	0.10	0.050	1		02/03/24 19:29	16984-48-8	
Sulfate	**271**	mg/L	6.0	3.0	6		02/04/24 08:47	14808-79-8	

REPORT OF LABORATORY ANALYSIS

This report shall not be reproduced, except in full,
without the written consent of Pace Analytical Services, LLC.

Pace Analytical Services, LLC
9800 Kincey Ave. Suite 100
Huntersville, NC 28078
(704)875-9092

ANALYTICAL RESULTS

Project: Bowen AP-1
Pace Project No.: 92711015

Sample: BOW-AP1-FB-02 **Lab ID: 92711015019** Collected: 02/01/24 16:15 Received: 02/02/24 10:52 Matrix: Water

Parameters	Results	Units	Report Limit	MDL	DF	Prepared	Analyzed	CAS No.	Qual
6010D ATL ICP	Analytical Method: EPA 6010D Preparation Method: EPA 3010A Pace Analytical Services - Peachtree Corners, GA								
Manganese	ND	mg/L	0.040	0.011	1	02/03/24 10:02	02/08/24 03:49	7439-96-5	
Potassium	ND	mg/L	0.50	0.15	1	02/03/24 10:02	02/08/24 03:49	7440-09-7	
Calcium	ND	mg/L	1.0	0.12	1	02/03/24 10:02	02/08/24 03:49	7440-70-2	
Sodium	ND	mg/L	1.0	0.58	1	02/03/24 10:02	02/10/24 20:15	7440-23-5	
Magnesium	ND	mg/L	0.050	0.012	1	02/03/24 10:02	02/10/24 20:15	7439-95-4	
Iron	ND	mg/L	0.040	0.025	1	02/03/24 10:02	02/18/24 22:06	7439-89-6	
6020 MET ICPMS	Analytical Method: EPA 6020B Preparation Method: EPA 3005A Pace Analytical Services - Peachtree Corners, GA								
Antimony	ND	mg/L	0.0030	0.00054	1	02/03/24 08:47	02/07/24 15:19	7440-36-0	
Arsenic	ND	mg/L	0.0050	0.00084	1	02/03/24 08:47	02/07/24 15:19	7440-38-2	
Barium	ND	mg/L	0.0050	0.00047	1	02/03/24 08:47	02/07/24 15:19	7440-39-3	
Beryllium	ND	mg/L	0.00050	0.000094	1	02/03/24 08:47	02/07/24 15:19	7440-41-7	
Boron	ND	mg/L	0.040	0.012	1	02/03/24 08:47	02/07/24 15:19	7440-42-8	
Cadmium	ND	mg/L	0.00050	0.00010	1	02/03/24 08:47	02/07/24 15:19	7440-43-9	
Chromium	ND	mg/L	0.0050	0.0019	1	02/03/24 08:47	02/07/24 15:19	7440-47-3	
Cobalt	ND	mg/L	0.0050	0.00032	1	02/03/24 08:47	02/07/24 15:19	7440-48-4	
Lead	ND	mg/L	0.0010	0.00016	1	02/03/24 08:47	02/07/24 15:19	7439-92-1	
Lithium	ND	mg/L	0.030	0.0016	1	02/03/24 08:47	02/07/24 15:19	7439-93-2	
Molybdenum	ND	mg/L	0.010	0.00062	1	02/03/24 08:47	02/07/24 15:19	7439-98-7	
Selenium	ND	mg/L	0.0050	0.00096	1	02/03/24 08:47	02/07/24 15:19	7782-49-2	
Thallium	ND	mg/L	0.0010	0.00038	1	02/03/24 08:47	02/07/24 15:19	7440-28-0	
7470 Mercury	Analytical Method: EPA 7470A Preparation Method: EPA 7470A Pace Analytical Services - Peachtree Corners, GA								
Mercury	ND	mg/L	0.00020	0.00013	1	02/15/24 12:00	02/15/24 16:08	7439-97-6	
2320B Alkalinity	Analytical Method: SM 2320B-2011 Pace Analytical Services - Asheville								
Alkalinity,Bicarbonate (CaCO3)	ND	mg/L	5.0	5.0	1		02/06/24 15:30		
Alkalinity,Carbonate (CaCO3)	ND	mg/L	5.0	5.0	1		02/06/24 15:30		
Alkalinity, Total as CaCO3	ND	mg/L	5.0	5.0	1		02/06/24 15:30		
2540C Total Dissolved Solids	Analytical Method: SM 2540C-2015 Pace Analytical Services - Asheville								
Total Dissolved Solids	ND	mg/L	25.0	25.0	1		02/04/24 12:45		
4500S2D Sulfide Water	Analytical Method: SM 4500-S2D-2011 Pace Analytical Services - Asheville								
Sulfide	ND	mg/L	0.10	0.022	1		02/08/24 06:10	18496-25-8	
300.0 IC Anions 28 Days	Analytical Method: EPA 300.0 Rev 2.1 1993 Pace Analytical Services - Asheville								
Chloride	ND	mg/L	1.0	0.60	1		02/03/24 13:18	16887-00-6	

REPORT OF LABORATORY ANALYSIS

This report shall not be reproduced, except in full,
without the written consent of Pace Analytical Services, LLC.

Pace Analytical Services, LLC
9800 Kincey Ave. Suite 100
Huntersville, NC 28078
(704)875-9092

ANALYTICAL RESULTS

Project: Bowen AP-1
Pace Project No.: 92711015

Sample: BOW-AP1-FB-02 **Lab ID: 92711015019** Collected: 02/01/24 16:15 Received: 02/02/24 10:52 Matrix: Water

Parameters	Results	Units	Report Limit	MDL	DF	Prepared	Analyzed	CAS No.	Qual
300.0 IC Anions 28 Days	Analytical Method: EPA 300.0 Rev 2.1 1993 Pace Analytical Services - Asheville								
Fluoride	ND	mg/L	0.10	0.050	1		02/03/24 13:18	16984-48-8	
Sulfate	ND	mg/L	1.0	0.50	1		02/03/24 13:18	14808-79-8	

REPORT OF LABORATORY ANALYSIS

This report shall not be reproduced, except in full,
without the written consent of Pace Analytical Services, LLC.

Pace Analytical Services, LLC
9800 Kincey Ave. Suite 100
Huntersville, NC 28078
(704)875-9092

ANALYTICAL RESULTS

Project: Bowen AP-1
Pace Project No.: 92711015

Sample: BOW-BGWC-7 **Lab ID: 92711015020** Collected: 02/02/24 11:42 Received: 02/06/24 10:22 Matrix: Water

Parameters	Results	Units	Report Limit	MDL	DF	Prepared	Analyzed	CAS No.	Qual
6010D ATL ICP	Analytical Method: EPA 6010D Preparation Method: EPA 3010A Pace Analytical Services - Peachtree Corners, GA								
Potassium	**3.1**	mg/L	0.50	0.15	1	02/08/24 16:47	02/20/24 16:23	7440-09-7	
Iron	**0.35**	mg/L	0.040	0.025	1	02/08/24 16:47	02/19/24 19:37	7439-89-6	
Manganese	**0.015J**	mg/L	0.040	0.011	1	02/08/24 16:47	02/19/24 19:37	7439-96-5	
Sodium	**22.1**	mg/L	1.0	0.58	1	02/08/24 16:47	02/19/24 19:37	7440-23-5	
Calcium	**119**	mg/L	1.0	0.12	1	02/08/24 16:47	02/19/24 19:37	7440-70-2	
Magnesium	**38.9**	mg/L	0.050	0.012	1	02/08/24 16:47	02/19/24 19:37	7439-95-4	
6020 MET ICPMS	Analytical Method: EPA 6020B Preparation Method: EPA 3005A Pace Analytical Services - Peachtree Corners, GA								
Antimony	ND	mg/L	0.0030	0.00054	1	02/08/24 13:07	02/16/24 15:03	7440-36-0	
Arsenic	**0.0015J**	mg/L	0.0050	0.00084	1	02/08/24 13:07	02/16/24 15:03	7440-38-2	
Barium	**0.023**	mg/L	0.0050	0.00047	1	02/08/24 13:07	02/16/24 15:03	7440-39-3	
Beryllium	ND	mg/L	0.00050	0.000094	1	02/08/24 13:07	02/16/24 15:03	7440-41-7	
Boron	**0.85**	mg/L	0.040	0.012	1	02/08/24 13:07	02/16/24 15:03	7440-42-8	
Cadmium	ND	mg/L	0.00050	0.00010	1	02/08/24 13:07	02/16/24 15:03	7440-43-9	
Chromium	ND	mg/L	0.0050	0.0019	1	02/08/24 13:07	02/16/24 15:03	7440-47-3	
Cobalt	**0.00045J**	mg/L	0.0050	0.00032	1	02/08/24 13:07	02/16/24 15:03	7440-48-4	
Lead	ND	mg/L	0.0010	0.00016	1	02/08/24 13:07	02/16/24 15:03	7439-92-1	
Lithium	**0.0066J**	mg/L	0.030	0.0016	1	02/08/24 13:07	02/16/24 15:03	7439-93-2	
Molybdenum	**0.010**	mg/L	0.010	0.00062	1	02/08/24 13:07	02/16/24 15:03	7439-98-7	
Selenium	ND	mg/L	0.0050	0.00096	1	02/08/24 13:07	02/16/24 15:03	7782-49-2	
Thallium	ND	mg/L	0.0010	0.00038	1	02/08/24 13:07	02/16/24 15:03	7440-28-0	
7470 Mercury	Analytical Method: EPA 7470A Preparation Method: EPA 7470A Pace Analytical Services - Peachtree Corners, GA								
Mercury	ND	mg/L	0.00020	0.00013	1	02/15/24 12:00	02/15/24 16:16	7439-97-6	
2320B Alkalinity	Analytical Method: SM 2320B-2011 Pace Analytical Services - Asheville								
Alkalinity,Bicarbonate (CaCO3)	**292**	mg/L	5.0	5.0	1		02/08/24 18:47		
Alkalinity,Carbonate (CaCO3)	ND	mg/L	5.0	5.0	1		02/08/24 18:47		
Alkalinity, Total as CaCO3	**292**	mg/L	5.0	5.0	1		02/08/24 18:47		
2540C Total Dissolved Solids	Analytical Method: SM 2540C-2015 Pace Analytical Services - Asheville								
Total Dissolved Solids	**598**	mg/L	50.0	50.0	1		02/08/24 13:58		
4500S2D Sulfide Water	Analytical Method: SM 4500-S2D-2011 Pace Analytical Services - Asheville								
Sulfide	ND	mg/L	0.10	0.022	1		02/08/24 06:27	18496-25-8	
300.0 IC Anions 28 Days	Analytical Method: EPA 300.0 Rev 2.1 1993 Pace Analytical Services - Asheville								
Chloride	**6.5**	mg/L	1.0	0.60	1		02/08/24 04:18	16887-00-6	

REPORT OF LABORATORY ANALYSIS

This report shall not be reproduced, except in full,
without the written consent of Pace Analytical Services, LLC.

Pace Analytical Services, LLC
9800 Kincey Ave. Suite 100
Huntersville, NC 28078
(704)875-9092

ANALYTICAL RESULTS

Project: Bowen AP-1
Pace Project No.: 92711015

Sample: BOW-BGWC-7 **Lab ID: 92711015020** Collected: 02/02/24 11:42 Received: 02/06/24 10:22 Matrix: Water

Parameters	Results	Units	Report Limit	MDL	DF	Prepared	Analyzed	CAS No.	Qual
300.0 IC Anions 28 Days	Analytical Method: EPA 300.0 Rev 2.1 1993 Pace Analytical Services - Asheville								
Fluoride	**0.15**	mg/L	0.10	0.050	1		02/08/24 04:18	16984-48-8	
Sulfate	**181**	mg/L	4.0	2.0	4		02/08/24 09:25	14808-79-8	

REPORT OF LABORATORY ANALYSIS

This report shall not be reproduced, except in full,
without the written consent of Pace Analytical Services, LLC.

Pace Analytical Services, LLC
9800 Kincey Ave. Suite 100
Huntersville, NC 28078
(704)875-9092

ANALYTICAL RESULTS

Project: Bowen AP-1
Pace Project No.: 92711015

Sample: BOW-BGWA-29 **Lab ID: 92711015021** Collected: 02/05/24 11:20 Received: 02/06/24 10:22 Matrix: Water

Parameters	Results	Units	Report Limit	MDL	DF	Prepared	Analyzed	CAS No.	Qual
6010D ATL ICP	Analytical Method: EPA 6010D Preparation Method: EPA 3010A Pace Analytical Services - Peachtree Corners, GA								
Potassium	**0.73**	mg/L	0.50	0.15	1	02/08/24 16:47	02/20/24 16:29	7440-09-7	
Iron	ND	mg/L	0.040	0.025	1	02/08/24 16:47	02/19/24 19:42	7439-89-6	
Manganese	ND	mg/L	0.040	0.011	1	02/08/24 16:47	02/19/24 19:42	7439-96-5	
Sodium	**2.8**	mg/L	1.0	0.58	1	02/08/24 16:47	02/19/24 19:42	7440-23-5	
Calcium	**20.5**	mg/L	1.0	0.12	1	02/08/24 16:47	02/19/24 19:42	7440-70-2	
Magnesium	**10.6**	mg/L	0.050	0.012	1	02/08/24 16:47	02/19/24 19:42	7439-95-4	
6020 MET ICPMS	Analytical Method: EPA 6020B Preparation Method: EPA 3005A Pace Analytical Services - Peachtree Corners, GA								
Antimony	ND	mg/L	0.0030	0.00054	1	02/08/24 13:07	02/16/24 15:07	7440-36-0	
Arsenic	ND	mg/L	0.0050	0.00084	1	02/08/24 13:07	02/16/24 15:07	7440-38-2	
Barium	**0.011**	mg/L	0.0050	0.00047	1	02/08/24 13:07	02/16/24 15:07	7440-39-3	
Beryllium	ND	mg/L	0.00050	0.000094	1	02/08/24 13:07	02/16/24 15:07	7440-41-7	
Boron	ND	mg/L	0.040	0.012	1	02/08/24 13:07	02/16/24 15:07	7440-42-8	
Cadmium	ND	mg/L	0.00050	0.00010	1	02/08/24 13:07	02/16/24 15:07	7440-43-9	
Chromium	ND	mg/L	0.0050	0.0019	1	02/08/24 13:07	02/16/24 15:07	7440-47-3	
Cobalt	ND	mg/L	0.0050	0.00032	1	02/08/24 13:07	02/16/24 15:07	7440-48-4	
Lead	ND	mg/L	0.0010	0.00016	1	02/08/24 13:07	02/16/24 15:07	7439-92-1	
Lithium	ND	mg/L	0.030	0.0016	1	02/08/24 13:07	02/16/24 15:07	7439-93-2	
Molybdenum	ND	mg/L	0.010	0.00062	1	02/08/24 13:07	02/16/24 15:07	7439-98-7	
Selenium	ND	mg/L	0.0050	0.00096	1	02/08/24 13:07	02/16/24 15:07	7782-49-2	
Thallium	ND	mg/L	0.0010	0.00038	1	02/08/24 13:07	02/16/24 15:07	7440-28-0	
7470 Mercury	Analytical Method: EPA 7470A Preparation Method: EPA 7470A Pace Analytical Services - Peachtree Corners, GA								
Mercury	ND	mg/L	0.00020	0.00013	1	02/15/24 14:15	02/15/24 18:03	7439-97-6	
2320B Alkalinity	Analytical Method: SM 2320B-2011 Pace Analytical Services - Asheville								
Alkalinity,Bicarbonate (CaCO3)	**95.7**	mg/L	5.0	5.0	1		02/08/24 14:30		
Alkalinity,Carbonate (CaCO3)	ND	mg/L	5.0	5.0	1		02/08/24 14:30		
Alkalinity, Total as CaCO3	**95.7**	mg/L	5.0	5.0	1		02/08/24 14:30		
2540C Total Dissolved Solids	Analytical Method: SM 2540C-2015 Pace Analytical Services - Asheville								
Total Dissolved Solids	**111**	mg/L	25.0	25.0	1		02/08/24 13:41		
4500S2D Sulfide Water	Analytical Method: SM 4500-S2D-2011 Pace Analytical Services - Asheville								
Sulfide	ND	mg/L	0.10	0.022	1		02/09/24 02:38	18496-25-8	
300.0 IC Anions 28 Days	Analytical Method: EPA 300.0 Rev 2.1 1993 Pace Analytical Services - Asheville								
Chloride	**1.1**	mg/L	1.0	0.60	1		02/08/24 04:32	16887-00-6	

REPORT OF LABORATORY ANALYSIS

This report shall not be reproduced, except in full,
without the written consent of Pace Analytical Services, LLC.

Pace Analytical Services, LLC
9800 Kincey Ave. Suite 100
Huntersville, NC 28078
(704)875-9092

ANALYTICAL RESULTS

Project: Bowen AP-1
Pace Project No.: 92711015

Sample: BOW-BGWA-29 **Lab ID: 92711015021** Collected: 02/05/24 11:20 Received: 02/06/24 10:22 Matrix: Water

Parameters	Results	Units	Report Limit	MDL	DF	Prepared	Analyzed	CAS No.	Qual
300.0 IC Anions 28 Days	Analytical Method: EPA 300.0 Rev 2.1 1993 Pace Analytical Services - Asheville								
Fluoride	ND	mg/L	0.10	0.050	1		02/08/24 04:32	16984-48-8	
Sulfate	**1.3**	mg/L	1.0	0.50	1		02/08/24 04:32	14808-79-8	

REPORT OF LABORATORY ANALYSIS

This report shall not be reproduced, except in full,
without the written consent of Pace Analytical Services, LLC.

Pace Analytical Services, LLC
9800 Kincey Ave. Suite 100
Huntersville, NC 28078
(704)875-9092

ANALYTICAL RESULTS

Project: Bowen AP-1
Pace Project No.: 92711015

Sample: BOW-BGWC-18 **Lab ID: 92711015022** Collected: 02/02/24 11:22 Received: 02/06/24 10:22 Matrix: Water

Parameters	Results	Units	Report Limit	MDL	DF	Prepared	Analyzed	CAS No.	Qual
6010D ATL ICP	Analytical Method: EPA 6010D Preparation Method: EPA 3010A Pace Analytical Services - Peachtree Corners, GA								
Potassium	**1.5**	mg/L	0.50	0.15	1	02/08/24 16:47	02/20/24 16:34	7440-09-7	
Iron	ND	mg/L	0.040	0.025	1	02/08/24 16:47	02/19/24 19:46	7439-89-6	
Manganese	ND	mg/L	0.040	0.011	1	02/08/24 16:47	02/19/24 19:46	7439-96-5	
Sodium	**2.3**	mg/L	1.0	0.58	1	02/08/24 16:47	02/19/24 19:46	7440-23-5	
Calcium	**44.9**	mg/L	1.0	0.12	1	02/08/24 16:47	02/19/24 19:46	7440-70-2	
Magnesium	**17.1**	mg/L	0.050	0.012	1	02/08/24 16:47	02/19/24 19:46	7439-95-4	
6020 MET ICPMS	Analytical Method: EPA 6020B Preparation Method: EPA 3005A Pace Analytical Services - Peachtree Corners, GA								
Antimony	ND	mg/L	0.0030	0.00054	1	02/08/24 13:07	02/16/24 15:10	7440-36-0	
Arsenic	ND	mg/L	0.0050	0.00084	1	02/08/24 13:07	02/16/24 15:10	7440-38-2	
Barium	**0.027**	mg/L	0.0050	0.00047	1	02/08/24 13:07	02/16/24 15:10	7440-39-3	
Beryllium	ND	mg/L	0.00050	0.000094	1	02/08/24 13:07	02/16/24 15:10	7440-41-7	
Boron	**0.41**	mg/L	0.040	0.012	1	02/08/24 13:07	02/16/24 15:10	7440-42-8	
Cadmium	ND	mg/L	0.00050	0.00010	1	02/08/24 13:07	02/16/24 15:10	7440-43-9	
Chromium	ND	mg/L	0.0050	0.0019	1	02/08/24 13:07	02/16/24 15:10	7440-47-3	
Cobalt	ND	mg/L	0.0050	0.00032	1	02/08/24 13:07	02/16/24 15:10	7440-48-4	
Lead	ND	mg/L	0.0010	0.00016	1	02/08/24 13:07	02/16/24 15:10	7439-92-1	
Lithium	ND	mg/L	0.030	0.0016	1	02/08/24 13:07	02/16/24 15:10	7439-93-2	
Molybdenum	ND	mg/L	0.010	0.00062	1	02/08/24 13:07	02/16/24 15:10	7439-98-7	
Selenium	**0.0024J**	mg/L	0.0050	0.00096	1	02/08/24 13:07	02/16/24 15:10	7782-49-2	
Thallium	ND	mg/L	0.0010	0.00038	1	02/08/24 13:07	02/16/24 15:10	7440-28-0	
7470 Mercury	Analytical Method: EPA 7470A Preparation Method: EPA 7470A Pace Analytical Services - Peachtree Corners, GA								
Mercury	ND	mg/L	0.00020	0.00013	1	02/15/24 14:15	02/15/24 18:14	7439-97-6	
2320B Alkalinity	Analytical Method: SM 2320B-2011 Pace Analytical Services - Asheville								
Alkalinity,Bicarbonate (CaCO3)	**117**	mg/L	5.0	5.0	1		02/08/24 17:20		
Alkalinity,Carbonate (CaCO3)	ND	mg/L	5.0	5.0	1		02/08/24 17:20		
Alkalinity, Total as CaCO3	**117**	mg/L	5.0	5.0	1		02/08/24 17:20		
2540C Total Dissolved Solids	Analytical Method: SM 2540C-2015 Pace Analytical Services - Asheville								
Total Dissolved Solids	**220**	mg/L	25.0	25.0	1		02/08/24 13:58		
4500S2D Sulfide Water	Analytical Method: SM 4500-S2D-2011 Pace Analytical Services - Asheville								
Sulfide	ND	mg/L	0.10	0.022	1		02/08/24 06:27	18496-25-8	
300.0 IC Anions 28 Days	Analytical Method: EPA 300.0 Rev 2.1 1993 Pace Analytical Services - Asheville								
Chloride	**5.3**	mg/L	1.0	0.60	1		02/08/24 04:47	16887-00-6	

REPORT OF LABORATORY ANALYSIS

This report shall not be reproduced, except in full,
without the written consent of Pace Analytical Services, LLC.

Pace Analytical Services, LLC
9800 Kincey Ave. Suite 100
Huntersville, NC 28078
(704)875-9092

ANALYTICAL RESULTS

Project: Bowen AP-1
Pace Project No.: 92711015

Sample: BOW-BGWC-18 **Lab ID: 92711015022** Collected: 02/02/24 11:22 Received: 02/06/24 10:22 Matrix: Water

Parameters	Results	Units	Report Limit	MDL	DF	Prepared	Analyzed	CAS No.	Qual
300.0 IC Anions 28 Days	Analytical Method: EPA 300.0 Rev 2.1 1993 Pace Analytical Services - Asheville								
Fluoride	ND	mg/L	0.10	0.050	1		02/08/24 04:47	16984-48-8	
Sulfate	**57.9**	mg/L	1.0	0.50	1		02/08/24 04:47	14808-79-8	

REPORT OF LABORATORY ANALYSIS

This report shall not be reproduced, except in full,
without the written consent of Pace Analytical Services, LLC.

Pace Analytical Services, LLC
9800 Kincey Ave. Suite 100
Huntersville, NC 28078
(704)875-9092

ANALYTICAL RESULTS

Project: Bowen AP-1
Pace Project No.: 92711015

Sample: BOW-BGWC-19 **Lab ID: 92711015023** Collected: 02/02/24 14:00 Received: 02/06/24 10:22 Matrix: Water

Parameters	Results	Units	Report Limit	MDL	DF	Prepared	Analyzed	CAS No.	Qual
6010D ATL ICP	Analytical Method: EPA 6010D Preparation Method: EPA 3010A Pace Analytical Services - Peachtree Corners, GA								
Potassium	**2.8**	mg/L	0.50	0.15	1	02/08/24 16:47	02/20/24 16:38	7440-09-7	
Iron	**0.13**	mg/L	0.040	0.025	1	02/08/24 16:47	02/19/24 19:51	7439-89-6	
Manganese	ND	mg/L	0.040	0.011	1	02/08/24 16:47	02/19/24 19:51	7439-96-5	
Sodium	**1.8**	mg/L	1.0	0.58	1	02/08/24 16:47	02/19/24 19:51	7440-23-5	
Calcium	**51.7**	mg/L	1.0	0.12	1	02/08/24 16:47	02/19/24 19:51	7440-70-2	
Magnesium	**20.9**	mg/L	0.050	0.012	1	02/08/24 16:47	02/19/24 19:51	7439-95-4	
6020 MET ICPMS	Analytical Method: EPA 6020B Preparation Method: EPA 3005A Pace Analytical Services - Peachtree Corners, GA								
Antimony	ND	mg/L	0.0030	0.00054	1	02/08/24 13:07	02/16/24 15:14	7440-36-0	
Arsenic	**0.00086J**	mg/L	0.0050	0.00084	1	02/08/24 13:07	02/16/24 15:14	7440-38-2	
Barium	**0.028**	mg/L	0.0050	0.00047	1	02/08/24 13:07	02/16/24 15:14	7440-39-3	
Beryllium	ND	mg/L	0.00050	0.000094	1	02/08/24 13:07	02/16/24 15:14	7440-41-7	
Boron	**0.22**	mg/L	0.040	0.012	1	02/08/24 13:07	02/16/24 15:14	7440-42-8	
Cadmium	ND	mg/L	0.00050	0.00010	1	02/08/24 13:07	02/16/24 15:14	7440-43-9	
Chromium	ND	mg/L	0.0050	0.0019	1	02/08/24 13:07	02/16/24 15:14	7440-47-3	
Cobalt	ND	mg/L	0.0050	0.00032	1	02/08/24 13:07	02/16/24 15:14	7440-48-4	
Lead	**0.00018J**	mg/L	0.0010	0.00016	1	02/08/24 13:07	02/16/24 15:14	7439-92-1	
Lithium	ND	mg/L	0.030	0.0016	1	02/08/24 13:07	02/16/24 15:14	7439-93-2	
Molybdenum	ND	mg/L	0.010	0.00062	1	02/08/24 13:07	02/16/24 15:14	7439-98-7	
Selenium	**0.0013J**	mg/L	0.0050	0.00096	1	02/08/24 13:07	02/16/24 15:14	7782-49-2	
Thallium	ND	mg/L	0.0010	0.00038	1	02/08/24 13:07	02/16/24 15:14	7440-28-0	
7470 Mercury	Analytical Method: EPA 7470A Preparation Method: EPA 7470A Pace Analytical Services - Peachtree Corners, GA								
Mercury	ND	mg/L	0.00020	0.00013	1	02/15/24 14:15	02/15/24 18:17	7439-97-6	
2320B Alkalinity	Analytical Method: SM 2320B-2011 Pace Analytical Services - Asheville								
Alkalinity,Bicarbonate (CaCO3)	**168**	mg/L	5.0	5.0	1		02/08/24 17:30		
Alkalinity,Carbonate (CaCO3)	ND	mg/L	5.0	5.0	1		02/08/24 17:30		
Alkalinity, Total as CaCO3	**168**	mg/L	5.0	5.0	1		02/08/24 17:30		
2540C Total Dissolved Solids	Analytical Method: SM 2540C-2015 Pace Analytical Services - Asheville								
Total Dissolved Solids	**237**	mg/L	25.0	25.0	1		02/08/24 13:59		
4500S2D Sulfide Water	Analytical Method: SM 4500-S2D-2011 Pace Analytical Services - Asheville								
Sulfide	ND	mg/L	0.10	0.022	1		02/08/24 06:28	18496-25-8	
300.0 IC Anions 28 Days	Analytical Method: EPA 300.0 Rev 2.1 1993 Pace Analytical Services - Asheville								
Chloride	**3.5**	mg/L	1.0	0.60	1		02/08/24 05:02	16887-00-6	

REPORT OF LABORATORY ANALYSIS

This report shall not be reproduced, except in full,
without the written consent of Pace Analytical Services, LLC.

Pace Analytical Services, LLC
9800 Kincey Ave. Suite 100
Huntersville, NC 28078
(704)875-9092

ANALYTICAL RESULTS

Project: Bowen AP-1
Pace Project No.: 92711015

Sample: BOW-BGWC-19 **Lab ID: 92711015023** Collected: 02/02/24 14:00 Received: 02/06/24 10:22 Matrix: Water

Parameters	Results	Units	Report Limit	MDL	DF	Prepared	Analyzed	CAS No.	Qual
300.0 IC Anions 28 Days	Analytical Method: EPA 300.0 Rev 2.1 1993 Pace Analytical Services - Asheville								
Fluoride	**0.069J**	mg/L	0.10	0.050	1		02/08/24 05:02	16984-48-8	
Sulfate	**48.2**	mg/L	1.0	0.50	1		02/08/24 05:02	14808-79-8	

REPORT OF LABORATORY ANALYSIS

This report shall not be reproduced, except in full,
without the written consent of Pace Analytical Services, LLC.

Pace Analytical Services, LLC
9800 Kincey Ave. Suite 100
Huntersville, NC 28078
(704)875-9092

ANALYTICAL RESULTS

Project: Bowen AP-1
Pace Project No.: 92711015

Sample: BOW-BGWC-20 **Lab ID: 92711015024** Collected: 02/05/24 15:32 Received: 02/06/24 10:22 Matrix: Water

Parameters	Results	Units	Report Limit	MDL	DF	Prepared	Analyzed	CAS No.	Qual
6010D ATL ICP	Analytical Method: EPA 6010D Preparation Method: EPA 3010A Pace Analytical Services - Peachtree Corners, GA								
Potassium	**10.5**	mg/L	0.50	0.15	1	02/08/24 16:47	02/20/24 16:43	7440-09-7	
Calcium	**309**	mg/L	5.0	0.61	5	02/08/24 16:47	02/19/24 20:30	7440-70-2	
Iron	**0.13**	mg/L	0.040	0.025	1	02/08/24 16:47	02/19/24 19:56	7439-89-6	
Manganese	**0.89**	mg/L	0.040	0.011	1	02/08/24 16:47	02/19/24 19:56	7439-96-5	
Sodium	**35.1**	mg/L	1.0	0.58	1	02/08/24 16:47	02/19/24 19:56	7440-23-5	
Magnesium	**47.7**	mg/L	0.050	0.012	1	02/08/24 16:47	02/19/24 19:56	7439-95-4	
6020 MET ICPMS	Analytical Method: EPA 6020B Preparation Method: EPA 3005A Pace Analytical Services - Peachtree Corners, GA								
Antimony	ND	mg/L	0.0030	0.00054	1	02/08/24 13:07	02/16/24 15:18	7440-36-0	
Arsenic	**0.0011J**	mg/L	0.0050	0.00084	1	02/08/24 13:07	02/16/24 15:18	7440-38-2	
Barium	**0.034**	mg/L	0.0050	0.00047	1	02/08/24 13:07	02/16/24 15:18	7440-39-3	
Beryllium	ND	mg/L	0.00050	0.000094	1	02/08/24 13:07	02/16/24 15:18	7440-41-7	
Boron	**5.9**	mg/L	0.040	0.012	1	02/08/24 13:07	02/16/24 15:18	7440-42-8	
Cadmium	ND	mg/L	0.00050	0.00010	1	02/08/24 13:07	02/16/24 15:18	7440-43-9	
Chromium	ND	mg/L	0.0050	0.0019	1	02/08/24 13:07	02/16/24 15:18	7440-47-3	
Cobalt	**0.00034J**	mg/L	0.0050	0.00032	1	02/08/24 13:07	02/16/24 15:18	7440-48-4	
Lead	ND	mg/L	0.0010	0.00016	1	02/08/24 13:07	02/16/24 15:18	7439-92-1	
Lithium	**0.095**	mg/L	0.030	0.0016	1	02/08/24 13:07	02/16/24 15:18	7439-93-2	
Molybdenum	**0.056**	mg/L	0.010	0.00062	1	02/08/24 13:07	02/16/24 15:18	7439-98-7	
Selenium	ND	mg/L	0.0050	0.00096	1	02/08/24 13:07	02/16/24 15:18	7782-49-2	
Thallium	ND	mg/L	0.0010	0.00038	1	02/08/24 13:07	02/16/24 15:18	7440-28-0	
7470 Mercury	Analytical Method: EPA 7470A Preparation Method: EPA 7470A Pace Analytical Services - Peachtree Corners, GA								
Mercury	ND	mg/L	0.00020	0.00013	1	02/15/24 14:15	02/15/24 18:19	7439-97-6	
2320B Alkalinity	Analytical Method: SM 2320B-2011 Pace Analytical Services - Asheville								
Alkalinity,Bicarbonate (CaCO3)	**97.1**	mg/L	5.0	5.0	1		02/08/24 14:39		
Alkalinity,Carbonate (CaCO3)	ND	mg/L	5.0	5.0	1		02/08/24 14:39		
Alkalinity, Total as CaCO3	**97.1**	mg/L	5.0	5.0	1		02/08/24 14:39		
2540C Total Dissolved Solids	Analytical Method: SM 2540C-2015 Pace Analytical Services - Asheville								
Total Dissolved Solids	**1490**	mg/L	50.0	50.0	1		02/09/24 17:34		
4500S2D Sulfide Water	Analytical Method: SM 4500-S2D-2011 Pace Analytical Services - Asheville								
Sulfide	ND	mg/L	0.10	0.022	1		02/09/24 02:39	18496-25-8	
300.0 IC Anions 28 Days	Analytical Method: EPA 300.0 Rev 2.1 1993 Pace Analytical Services - Asheville								
Chloride	**140**	mg/L	14.0	8.4	14		02/08/24 10:09	16887-00-6	

REPORT OF LABORATORY ANALYSIS

This report shall not be reproduced, except in full,
without the written consent of Pace Analytical Services, LLC.

Pace Analytical Services, LLC
9800 Kincey Ave. Suite 100
Huntersville, NC 28078
(704)875-9092

ANALYTICAL RESULTS

Project: Bowen AP-1
Pace Project No.: 92711015

Sample: BOW-BGWC-20 **Lab ID: 92711015024** Collected: 02/05/24 15:32 Received: 02/06/24 10:22 Matrix: Water

Parameters	Results	Units	Report Limit	MDL	DF	Prepared	Analyzed	CAS No.	Qual
300.0 IC Anions 28 Days	Analytical Method: EPA 300.0 Rev 2.1 1993 Pace Analytical Services - Asheville								
Fluoride	**0.056J**	mg/L	0.10	0.050	1		02/08/24 05:17	16984-48-8	
Sulfate	**649**	mg/L	14.0	7.0	14		02/08/24 10:09	14808-79-8	

REPORT OF LABORATORY ANALYSIS

This report shall not be reproduced, except in full,
without the written consent of Pace Analytical Services, LLC.

Pace Analytical Services, LLC
9800 Kincey Ave. Suite 100
Huntersville, NC 28078
(704)875-9092

ANALYTICAL RESULTS

Project: Bowen AP-1
Pace Project No.: 92711015

Sample: BOW-BGWC-21 **Lab ID: 92711015025** Collected: 02/05/24 15:31 Received: 02/06/24 10:22 Matrix: Water

Parameters	Results	Units	Report Limit	MDL	DF	Prepared	Analyzed	CAS No.	Qual
6010D ATL ICP	Analytical Method: EPA 6010D Preparation Method: EPA 3010A Pace Analytical Services - Peachtree Corners, GA								
Iron	**0.39**	mg/L	0.040	0.025	1	02/08/24 16:47	02/19/24 20:01	7439-89-6	
Manganese	**0.067**	mg/L	0.040	0.011	1	02/08/24 16:47	02/19/24 20:01	7439-96-5	
Sodium	**2.4**	mg/L	1.0	0.58	1	02/08/24 16:47	02/19/24 20:01	7440-23-5	
Calcium	**45.9**	mg/L	1.0	0.12	1	02/08/24 16:47	02/19/24 20:01	7440-70-2	M1
Magnesium	**26.0**	mg/L	0.050	0.012	1	02/08/24 16:47	02/19/24 20:01	7439-95-4	
Potassium	**1.6**	mg/L	0.50	0.15	1	02/08/24 16:47	02/20/24 16:48	7440-09-7	
6020 MET ICPMS	Analytical Method: EPA 6020B Preparation Method: EPA 3005A Pace Analytical Services - Peachtree Corners, GA								
Antimony	ND	mg/L	0.0030	0.00054	1	02/08/24 10:00	02/09/24 16:02	7440-36-0	
Arsenic	ND	mg/L	0.0050	0.00084	1	02/08/24 10:00	02/09/24 16:02	7440-38-2	
Barium	**0.027**	mg/L	0.0050	0.00047	1	02/08/24 10:00	02/09/24 16:02	7440-39-3	
Beryllium	ND	mg/L	0.00050	0.000094	1	02/08/24 10:00	02/09/24 16:02	7440-41-7	
Boron	**0.039J**	mg/L	0.040	0.012	1	02/08/24 10:00	02/09/24 16:02	7440-42-8	
Cadmium	ND	mg/L	0.00050	0.00010	1	02/08/24 10:00	02/09/24 16:02	7440-43-9	
Chromium	ND	mg/L	0.0050	0.0019	1	02/08/24 10:00	02/09/24 16:02	7440-47-3	
Cobalt	**0.0030J**	mg/L	0.0050	0.00032	1	02/08/24 10:00	02/09/24 16:02	7440-48-4	
Lead	ND	mg/L	0.0010	0.00016	1	02/08/24 10:00	02/09/24 16:02	7439-92-1	
Lithium	ND	mg/L	0.030	0.0016	1	02/08/24 10:00	02/09/24 16:02	7439-93-2	
Molybdenum	**0.0040J**	mg/L	0.010	0.00062	1	02/08/24 10:00	02/09/24 16:02	7439-98-7	
Selenium	ND	mg/L	0.0050	0.00096	1	02/08/24 10:00	02/09/24 16:02	7782-49-2	
Thallium	ND	mg/L	0.0010	0.00038	1	02/08/24 10:00	02/09/24 16:02	7440-28-0	
7470 Mercury	Analytical Method: EPA 7470A Preparation Method: EPA 7470A Pace Analytical Services - Peachtree Corners, GA								
Mercury	ND	mg/L	0.00020	0.00013	1	02/15/24 14:15	02/15/24 18:22	7439-97-6	
2320B Alkalinity	Analytical Method: SM 2320B-2011 Pace Analytical Services - Asheville								
Alkalinity,Bicarbonate (CaCO3)	**171**	mg/L	5.0	5.0	1		02/08/24 14:48		
Alkalinity,Carbonate (CaCO3)	ND	mg/L	5.0	5.0	1		02/08/24 14:48		
Alkalinity, Total as CaCO3	**171**	mg/L	5.0	5.0	1		02/08/24 14:48		
2540C Total Dissolved Solids	Analytical Method: SM 2540C-2015 Pace Analytical Services - Asheville								
Total Dissolved Solids	**267**	mg/L	25.0	25.0	1		02/09/24 17:34		
4500S2D Sulfide Water	Analytical Method: SM 4500-S2D-2011 Pace Analytical Services - Asheville								
Sulfide	ND	mg/L	0.10	0.022	1		02/09/24 02:39	18496-25-8	
300.0 IC Anions 28 Days	Analytical Method: EPA 300.0 Rev 2.1 1993 Pace Analytical Services - Asheville								
Chloride	**5.2**	mg/L	1.0	0.60	1		02/08/24 00:53	16887-00-6	

REPORT OF LABORATORY ANALYSIS

This report shall not be reproduced, except in full,
without the written consent of Pace Analytical Services, LLC.

Pace Analytical Services, LLC
9800 Kincey Ave. Suite 100
Huntersville, NC 28078
(704)875-9092

ANALYTICAL RESULTS

Project: Bowen AP-1
Pace Project No.: 92711015

Sample: BOW-BGWC-21 **Lab ID: 92711015025** Collected: 02/05/24 15:31 Received: 02/06/24 10:22 Matrix: Water

Parameters	Results	Units	Report Limit	MDL	DF	Prepared	Analyzed	CAS No.	Qual
300.0 IC Anions 28 Days	Analytical Method: EPA 300.0 Rev 2.1 1993 Pace Analytical Services - Asheville								
Fluoride	ND	mg/L	0.10	0.050	1		02/08/24 00:53	16984-48-8	
Sulfate	**50.7**	mg/L	1.0	0.50	1		02/08/24 00:53	14808-79-8	

REPORT OF LABORATORY ANALYSIS

This report shall not be reproduced, except in full,
without the written consent of Pace Analytical Services, LLC.

Pace Analytical Services, LLC
9800 Kincey Ave. Suite 100
Huntersville, NC 28078
(704)875-9092

ANALYTICAL RESULTS

Project: Bowen AP-1
Pace Project No.: 92711015

Sample: BOW-BGWC-31 **Lab ID: 92711015026** Collected: 02/02/24 13:12 Received: 02/06/24 10:22 Matrix: Water

Parameters	Results	Units	Report Limit	MDL	DF	Prepared	Analyzed	CAS No.	Qual
6010D ATL ICP	Analytical Method: EPA 6010D Preparation Method: EPA 3010A Pace Analytical Services - Peachtree Corners, GA								
Iron	**1.6**	mg/L	0.040	0.025	1	02/08/24 16:47	02/19/24 20:52	7439-89-6	
Manganese	**0.17**	mg/L	0.040	0.011	1	02/08/24 16:47	02/19/24 20:52	7439-96-5	
Potassium	**1.6**	mg/L	0.50	0.15	1	02/08/24 16:47	02/19/24 20:52	7440-09-7	
Sodium	**8.0**	mg/L	1.0	0.58	1	02/08/24 16:47	02/19/24 20:52	7440-23-5	
Calcium	**79.3**	mg/L	1.0	0.12	1	02/08/24 16:47	02/19/24 20:52	7440-70-2	
Magnesium	**38.1**	mg/L	0.050	0.012	1	02/08/24 16:47	02/19/24 20:52	7439-95-4	
6020 MET ICPMS	Analytical Method: EPA 6020B Preparation Method: EPA 3005A Pace Analytical Services - Peachtree Corners, GA								
Antimony	**0.0023J**	mg/L	0.0030	0.00054	1	02/08/24 10:00	02/09/24 16:19	7440-36-0	B
Arsenic	**0.0023J**	mg/L	0.0050	0.00084	1	02/08/24 10:00	02/09/24 16:19	7440-38-2	
Barium	**0.044**	mg/L	0.0050	0.00047	1	02/08/24 10:00	02/09/24 16:19	7440-39-3	
Beryllium	ND	mg/L	0.00050	0.000094	1	02/08/24 10:00	02/09/24 16:19	7440-41-7	
Boron	**0.70**	mg/L	0.040	0.012	1	02/08/24 10:00	02/09/24 16:19	7440-42-8	
Cadmium	ND	mg/L	0.00050	0.00010	1	02/08/24 10:00	02/09/24 16:19	7440-43-9	
Chromium	ND	mg/L	0.0050	0.0019	1	02/08/24 10:00	02/09/24 16:19	7440-47-3	
Cobalt	ND	mg/L	0.0050	0.00032	1	02/08/24 10:00	02/09/24 16:19	7440-48-4	
Lead	**0.00043J**	mg/L	0.0010	0.00016	1	02/08/24 10:00	02/09/24 16:19	7439-92-1	
Lithium	ND	mg/L	0.030	0.0016	1	02/08/24 10:00	02/09/24 16:19	7439-93-2	
Molybdenum	ND	mg/L	0.010	0.00062	1	02/08/24 10:00	02/09/24 16:19	7439-98-7	
Selenium	ND	mg/L	0.0050	0.00096	1	02/08/24 10:00	02/09/24 16:19	7782-49-2	
Thallium	ND	mg/L	0.0010	0.00038	1	02/08/24 10:00	02/09/24 16:19	7440-28-0	
7470 Mercury	Analytical Method: EPA 7470A Preparation Method: EPA 7470A Pace Analytical Services - Peachtree Corners, GA								
Mercury	ND	mg/L	0.00020	0.00013	1	02/15/24 14:15	02/15/24 18:24	7439-97-6	
2320B Alkalinity	Analytical Method: SM 2320B-2011 Pace Analytical Services - Asheville								
Alkalinity,Bicarbonate (CaCO3)	**203**	mg/L	5.0	5.0	1		02/08/24 17:41		
Alkalinity,Carbonate (CaCO3)	ND	mg/L	5.0	5.0	1		02/08/24 17:41		
Alkalinity, Total as CaCO3	**203**	mg/L	5.0	5.0	1		02/08/24 17:41		
2540C Total Dissolved Solids	Analytical Method: SM 2540C-2015 Pace Analytical Services - Asheville								
Total Dissolved Solids	**443**	mg/L	25.0	25.0	1		02/08/24 13:59		
4500S2D Sulfide Water	Analytical Method: SM 4500-S2D-2011 Pace Analytical Services - Asheville								
Sulfide	**0.10**	mg/L	0.10	0.022	1		02/08/24 06:28	18496-25-8	
300.0 IC Anions 28 Days	Analytical Method: EPA 300.0 Rev 2.1 1993 Pace Analytical Services - Asheville								
Chloride	**28.9**	mg/L	1.0	0.60	1		02/08/24 01:08	16887-00-6	

REPORT OF LABORATORY ANALYSIS

This report shall not be reproduced, except in full,
without the written consent of Pace Analytical Services, LLC.

Pace Analytical Services, LLC
9800 Kincey Ave. Suite 100
Huntersville, NC 28078
(704)875-9092

ANALYTICAL RESULTS

Project: Bowen AP-1
Pace Project No.: 92711015

Sample: BOW-BGWC-31 **Lab ID: 92711015026** Collected: 02/02/24 13:12 Received: 02/06/24 10:22 Matrix: Water

Parameters	Results	Units	Report Limit	MDL	DF	Prepared	Analyzed	CAS No.	Qual
300.0 IC Anions 28 Days	Analytical Method: EPA 300.0 Rev 2.1 1993 Pace Analytical Services - Asheville								
Fluoride	ND	mg/L	0.10	0.050	1		02/08/24 01:08	16984-48-8	
Sulfate	**120**	mg/L	3.0	1.5	3		02/08/24 13:51	14808-79-8	

REPORT OF LABORATORY ANALYSIS

This report shall not be reproduced, except in full,
without the written consent of Pace Analytical Services, LLC.

Pace Analytical Services, LLC
9800 Kincey Ave. Suite 100
Huntersville, NC 28078
(704)875-9092

ANALYTICAL RESULTS

Project: Bowen AP-1
Pace Project No.: 92711015

Sample: BOW-BGWC-25 **Lab ID: 92711015027** Collected: 02/05/24 14:42 Received: 02/06/24 10:22 Matrix: Water

Parameters	Results	Units	Report Limit	MDL	DF	Prepared	Analyzed	CAS No.	Qual
6010D ATL ICP	Analytical Method: EPA 6010D Preparation Method: EPA 3010A Pace Analytical Services - Peachtree Corners, GA								
Iron	**0.45**	mg/L	0.040	0.025	1	02/08/24 16:47	02/19/24 20:57	7439-89-6	
Manganese	**0.33**	mg/L	0.040	0.011	1	02/08/24 16:47	02/19/24 20:57	7439-96-5	
Potassium	**1.0**	mg/L	0.50	0.15	1	02/08/24 16:47	02/19/24 20:57	7440-09-7	
Sodium	**2.3**	mg/L	1.0	0.58	1	02/08/24 16:47	02/19/24 20:57	7440-23-5	
Calcium	**57.6**	mg/L	1.0	0.12	1	02/08/24 16:47	02/19/24 20:57	7440-70-2	
Magnesium	**26.6**	mg/L	0.050	0.012	1	02/08/24 16:47	02/19/24 20:57	7439-95-4	
6020 MET ICPMS	Analytical Method: EPA 6020B Preparation Method: EPA 3005A Pace Analytical Services - Peachtree Corners, GA								
Antimony	**0.00058J**	mg/L	0.0030	0.00054	1	02/08/24 10:00	02/09/24 16:23	7440-36-0	B
Arsenic	ND	mg/L	0.0050	0.00084	1	02/08/24 10:00	02/09/24 16:23	7440-38-2	
Barium	**0.016**	mg/L	0.0050	0.00047	1	02/08/24 10:00	02/09/24 16:23	7440-39-3	
Beryllium	ND	mg/L	0.00050	0.000094	1	02/08/24 10:00	02/09/24 16:23	7440-41-7	
Boron	**0.097**	mg/L	0.040	0.012	1	02/08/24 10:00	02/09/24 16:23	7440-42-8	
Cadmium	ND	mg/L	0.00050	0.00010	1	02/08/24 10:00	02/09/24 16:23	7440-43-9	
Chromium	ND	mg/L	0.0050	0.0019	1	02/08/24 10:00	02/09/24 16:23	7440-47-3	
Cobalt	ND	mg/L	0.0050	0.00032	1	02/08/24 10:00	02/09/24 16:23	7440-48-4	
Lead	ND	mg/L	0.0010	0.00016	1	02/08/24 10:00	02/09/24 16:23	7439-92-1	
Lithium	ND	mg/L	0.030	0.0016	1	02/08/24 10:00	02/09/24 16:23	7439-93-2	
Molybdenum	ND	mg/L	0.010	0.00062	1	02/08/24 10:00	02/09/24 16:23	7439-98-7	
Selenium	ND	mg/L	0.0050	0.00096	1	02/08/24 10:00	02/09/24 16:23	7782-49-2	
Thallium	ND	mg/L	0.0010	0.00038	1	02/08/24 10:00	02/09/24 16:23	7440-28-0	
7470 Mercury	Analytical Method: EPA 7470A Preparation Method: EPA 7470A Pace Analytical Services - Peachtree Corners, GA								
Mercury	ND	mg/L	0.00020	0.00013	1	02/15/24 14:15	02/15/24 18:32	7439-97-6	
2320B Alkalinity	Analytical Method: SM 2320B-2011 Pace Analytical Services - Asheville								
Alkalinity,Bicarbonate (CaCO3)	**199**	mg/L	5.0	5.0	1		02/08/24 14:59		
Alkalinity,Carbonate (CaCO3)	ND	mg/L	5.0	5.0	1		02/08/24 14:59		
Alkalinity, Total as CaCO3	**199**	mg/L	5.0	5.0	1		02/08/24 14:59		
2540C Total Dissolved Solids	Analytical Method: SM 2540C-2015 Pace Analytical Services - Asheville								
Total Dissolved Solids	**279**	mg/L	25.0	25.0	1		02/09/24 17:34		
4500S2D Sulfide Water	Analytical Method: SM 4500-S2D-2011 Pace Analytical Services - Asheville								
Sulfide	**0.061J**	mg/L	0.10	0.022	1		02/09/24 02:41	18496-25-8	
300.0 IC Anions 28 Days	Analytical Method: EPA 300.0 Rev 2.1 1993 Pace Analytical Services - Asheville								
Chloride	**17.6**	mg/L	1.0	0.60	1		02/08/24 01:51	16887-00-6	

REPORT OF LABORATORY ANALYSIS

This report shall not be reproduced, except in full,
without the written consent of Pace Analytical Services, LLC.

Pace Analytical Services, LLC
9800 Kincey Ave. Suite 100
Huntersville, NC 28078
(704)875-9092

ANALYTICAL RESULTS

Project: Bowen AP-1
Pace Project No.: 92711015

Sample: BOW-BGWC-25 **Lab ID: 92711015027** Collected: 02/05/24 14:42 Received: 02/06/24 10:22 Matrix: Water

Parameters	Results	Units	Report Limit	MDL	DF	Prepared	Analyzed	CAS No.	Qual
300.0 IC Anions 28 Days	Analytical Method: EPA 300.0 Rev 2.1 1993 Pace Analytical Services - Asheville								
Fluoride	ND	mg/L	0.10	0.050	1		02/08/24 01:51	16984-48-8	
Sulfate	**34.6**	mg/L	1.0	0.50	1		02/08/24 01:51	14808-79-8	

REPORT OF LABORATORY ANALYSIS

This report shall not be reproduced, except in full,
without the written consent of Pace Analytical Services, LLC.

Pace Analytical Services, LLC
9800 Kincey Ave. Suite 100
Huntersville, NC 28078
(704)875-9092

ANALYTICAL RESULTS

Project: Bowen AP-1
Pace Project No.: 92711015

Sample: BOW-BGWC-34D **Lab ID: 92711015028** Collected: 02/05/24 13:10 Received: 02/06/24 10:22 Matrix: Water

Parameters	Results	Units	Report Limit	MDL	DF	Prepared	Analyzed	CAS No.	Qual
6010D ATL ICP	Analytical Method: EPA 6010D Preparation Method: EPA 3010A Pace Analytical Services - Peachtree Corners, GA								
Iron	**1.1**	mg/L	0.040	0.025	1	02/08/24 16:47	02/19/24 21:01	7439-89-6	
Manganese	**0.014J**	mg/L	0.040	0.011	1	02/08/24 16:47	02/19/24 21:01	7439-96-5	
Potassium	**2.1**	mg/L	0.50	0.15	1	02/08/24 16:47	02/19/24 21:01	7440-09-7	
Sodium	**6.9**	mg/L	1.0	0.58	1	02/08/24 16:47	02/19/24 21:01	7440-23-5	
Calcium	**129**	mg/L	1.0	0.12	1	02/08/24 16:47	02/19/24 21:01	7440-70-2	
Magnesium	**34.9**	mg/L	0.050	0.012	1	02/08/24 16:47	02/19/24 21:01	7439-95-4	
6020 MET ICPMS	Analytical Method: EPA 6020B Preparation Method: EPA 3005A Pace Analytical Services - Peachtree Corners, GA								
Antimony	ND	mg/L	0.0030	0.00054	1	02/08/24 10:00	02/09/24 16:27	7440-36-0	
Arsenic	**0.013**	mg/L	0.0050	0.00084	1	02/08/24 10:00	02/09/24 16:27	7440-38-2	
Barium	**0.057**	mg/L	0.0050	0.00047	1	02/08/24 10:00	02/09/24 16:27	7440-39-3	
Beryllium	ND	mg/L	0.00050	0.000094	1	02/08/24 10:00	02/09/24 16:27	7440-41-7	
Boron	**0.38**	mg/L	0.040	0.012	1	02/08/24 10:00	02/09/24 16:27	7440-42-8	
Cadmium	ND	mg/L	0.00050	0.00010	1	02/08/24 10:00	02/09/24 16:27	7440-43-9	
Chromium	ND	mg/L	0.0050	0.0019	1	02/08/24 10:00	02/09/24 16:27	7440-47-3	
Cobalt	**0.0013J**	mg/L	0.0050	0.00032	1	02/08/24 10:00	02/09/24 16:27	7440-48-4	
Lead	ND	mg/L	0.0010	0.00016	1	02/08/24 10:00	02/09/24 16:27	7439-92-1	
Lithium	ND	mg/L	0.030	0.0016	1	02/08/24 10:00	02/09/24 16:27	7439-93-2	
Molybdenum	**0.0010J**	mg/L	0.010	0.00062	1	02/08/24 10:00	02/09/24 16:27	7439-98-7	
Selenium	ND	mg/L	0.0050	0.00096	1	02/08/24 10:00	02/09/24 16:27	7782-49-2	
Thallium	ND	mg/L	0.0010	0.00038	1	02/08/24 10:00	02/09/24 16:27	7440-28-0	
7470 Mercury	Analytical Method: EPA 7470A Preparation Method: EPA 7470A Pace Analytical Services - Peachtree Corners, GA								
Mercury	ND	mg/L	0.00020	0.00013	1	02/15/24 14:15	02/15/24 18:35	7439-97-6	
2320B Alkalinity	Analytical Method: SM 2320B-2011 Pace Analytical Services - Asheville								
Alkalinity,Bicarbonate (CaCO3)	**236**	mg/L	5.0	5.0	1		02/08/24 16:38		
Alkalinity,Carbonate (CaCO3)	ND	mg/L	5.0	5.0	1		02/08/24 16:38		
Alkalinity, Total as CaCO3	**236**	mg/L	5.0	5.0	1		02/08/24 16:38		
2540C Total Dissolved Solids	Analytical Method: SM 2540C-2015 Pace Analytical Services - Asheville								
Total Dissolved Solids	**578**	mg/L	25.0	25.0	1		02/09/24 17:35		
4500S2D Sulfide Water	Analytical Method: SM 4500-S2D-2011 Pace Analytical Services - Asheville								
Sulfide	ND	mg/L	0.10	0.022	1		02/09/24 02:42	18496-25-8	
300.0 IC Anions 28 Days	Analytical Method: EPA 300.0 Rev 2.1 1993 Pace Analytical Services - Asheville								
Chloride	**46.2**	mg/L	1.0	0.60	1		02/08/24 02:05	16887-00-6	

REPORT OF LABORATORY ANALYSIS

This report shall not be reproduced, except in full,
without the written consent of Pace Analytical Services, LLC.

Pace Analytical Services, LLC
9800 Kincey Ave. Suite 100
Huntersville, NC 28078
(704)875-9092

ANALYTICAL RESULTS

Project: Bowen AP-1
Pace Project No.: 92711015

Sample: BOW-BGWC-34D **Lab ID: 92711015028** Collected: 02/05/24 13:10 Received: 02/06/24 10:22 Matrix: Water

Parameters	Results	Units	Report Limit	MDL	DF	Prepared	Analyzed	CAS No.	Qual
300.0 IC Anions 28 Days	Analytical Method: EPA 300.0 Rev 2.1 1993 Pace Analytical Services - Asheville								
Fluoride	ND	mg/L	0.10	0.050	1		02/08/24 02:05	16984-48-8	
Sulfate	**154**	mg/L	3.0	1.5	3		02/08/24 14:06	14808-79-8	

REPORT OF LABORATORY ANALYSIS

This report shall not be reproduced, except in full,
without the written consent of Pace Analytical Services, LLC.

Pace Analytical Services, LLC
9800 Kincey Ave. Suite 100
Huntersville, NC 28078
(704)875-9092

ANALYTICAL RESULTS

Project: Bowen AP-1
Pace Project No.: 92711015

Sample: BOW-BGWC-51 **Lab ID: 92711015029** Collected: 02/05/24 11:11 Received: 02/06/24 10:22 Matrix: Water

Parameters	Results	Units	Report Limit	MDL	DF	Prepared	Analyzed	CAS No.	Qual
6010D ATL ICP	Analytical Method: EPA 6010D Preparation Method: EPA 3010A Pace Analytical Services - Peachtree Corners, GA								
Iron	ND	mg/L	0.040	0.025	1	02/08/24 16:47	02/19/24 21:06	7439-89-6	
Manganese	ND	mg/L	0.040	0.011	1	02/08/24 16:47	02/19/24 21:06	7439-96-5	
Potassium	**2.5**	mg/L	0.50	0.15	1	02/08/24 16:47	02/19/24 21:06	7440-09-7	
Sodium	**5.2**	mg/L	1.0	0.58	1	02/08/24 16:47	02/19/24 21:06	7440-23-5	
Calcium	**73.1**	mg/L	1.0	0.12	1	02/08/24 16:47	02/19/24 21:06	7440-70-2	
Magnesium	**16.4**	mg/L	0.050	0.012	1	02/08/24 16:47	02/19/24 21:06	7439-95-4	
6020 MET ICPMS	Analytical Method: EPA 6020B Preparation Method: EPA 3005A Pace Analytical Services - Peachtree Corners, GA								
Antimony	ND	mg/L	0.0030	0.00054	1	02/08/24 10:00	02/09/24 16:32	7440-36-0	
Arsenic	ND	mg/L	0.0050	0.00084	1	02/08/24 10:00	02/09/24 16:32	7440-38-2	
Barium	**0.0058**	mg/L	0.0050	0.00047	1	02/08/24 10:00	02/09/24 16:32	7440-39-3	
Beryllium	ND	mg/L	0.00050	0.000094	1	02/08/24 10:00	02/09/24 16:32	7440-41-7	
Boron	**1.3**	mg/L	0.040	0.012	1	02/08/24 10:00	02/09/24 16:32	7440-42-8	
Cadmium	ND	mg/L	0.00050	0.00010	1	02/08/24 10:00	02/09/24 16:32	7440-43-9	
Chromium	ND	mg/L	0.0050	0.0019	1	02/08/24 10:00	02/09/24 16:32	7440-47-3	
Cobalt	ND	mg/L	0.0050	0.00032	1	02/08/24 10:00	02/09/24 16:32	7440-48-4	
Lead	ND	mg/L	0.0010	0.00016	1	02/08/24 10:00	02/09/24 16:32	7439-92-1	
Lithium	ND	mg/L	0.030	0.0016	1	02/08/24 10:00	02/09/24 16:32	7439-93-2	
Molybdenum	ND	mg/L	0.010	0.00062	1	02/08/24 10:00	02/09/24 16:32	7439-98-7	
Selenium	**0.0040J**	mg/L	0.0050	0.00096	1	02/08/24 10:00	02/09/24 16:32	7782-49-2	
Thallium	ND	mg/L	0.0010	0.00038	1	02/08/24 10:00	02/09/24 16:32	7440-28-0	
7470 Mercury	Analytical Method: EPA 7470A Preparation Method: EPA 7470A Pace Analytical Services - Peachtree Corners, GA								
Mercury	ND	mg/L	0.00020	0.00013	1	02/15/24 14:15	02/15/24 18:38	7439-97-6	
2320B Alkalinity	Analytical Method: SM 2320B-2011 Pace Analytical Services - Asheville								
Alkalinity,Bicarbonate (CaCO3)	**141**	mg/L	5.0	5.0	1		02/08/24 15:21		
Alkalinity,Carbonate (CaCO3)	ND	mg/L	5.0	5.0	1		02/08/24 15:21		
Alkalinity, Total as CaCO3	**141**	mg/L	5.0	5.0	1		02/08/24 15:21		
2540C Total Dissolved Solids	Analytical Method: SM 2540C-2015 Pace Analytical Services - Asheville								
Total Dissolved Solids	**335**	mg/L	25.0	25.0	1		02/09/24 17:35		
4500S2D Sulfide Water	Analytical Method: SM 4500-S2D-2011 Pace Analytical Services - Asheville								
Sulfide	ND	mg/L	0.10	0.022	1		02/09/24 02:43	18496-25-8	
300.0 IC Anions 28 Days	Analytical Method: EPA 300.0 Rev 2.1 1993 Pace Analytical Services - Asheville								
Chloride	**42.6**	mg/L	1.0	0.60	1		02/08/24 02:20	16887-00-6	

REPORT OF LABORATORY ANALYSIS

This report shall not be reproduced, except in full,
without the written consent of Pace Analytical Services, LLC.

Pace Analytical Services, LLC
9800 Kincey Ave. Suite 100
Huntersville, NC 28078
(704)875-9092

ANALYTICAL RESULTS

Project: Bowen AP-1
Pace Project No.: 92711015

Sample: BOW-BGWC-51 **Lab ID: 92711015029** Collected: 02/05/24 11:11 Received: 02/06/24 10:22 Matrix: Water

Parameters	Results	Units	Report Limit	MDL	DF	Prepared	Analyzed	CAS No.	Qual
300.0 IC Anions 28 Days	Analytical Method: EPA 300.0 Rev 2.1 1993 Pace Analytical Services - Asheville								
Fluoride	**0.13**	mg/L	0.10	0.050	1		02/08/24 02:20	16984-48-8	
Sulfate	**60.5**	mg/L	1.0	0.50	1		02/08/24 02:20	14808-79-8	

REPORT OF LABORATORY ANALYSIS

This report shall not be reproduced, except in full,
without the written consent of Pace Analytical Services, LLC.

Pace Analytical Services, LLC
9800 Kincey Ave. Suite 100
Huntersville, NC 28078
(704)875-9092

ANALYTICAL RESULTS

Project: Bowen AP-1
Pace Project No.: 92711015

Sample: BOW-BGWC-52 **Lab ID: 92711015030** Collected: 02/05/24 13:35 Received: 02/06/24 10:22 Matrix: Water

Parameters	Results	Units	Report Limit	MDL	DF	Prepared	Analyzed	CAS No.	Qual
6010D ATL ICP	Analytical Method: EPA 6010D Preparation Method: EPA 3010A Pace Analytical Services - Peachtree Corners, GA								
Iron	**0.055**	mg/L	0.040	0.025	1	02/08/24 16:47	02/19/24 21:11	7439-89-6	
Manganese	ND	mg/L	0.040	0.011	1	02/08/24 16:47	02/19/24 21:11	7439-96-5	
Potassium	**2.5**	mg/L	0.50	0.15	1	02/08/24 16:47	02/19/24 21:11	7440-09-7	
Sodium	**5.4**	mg/L	1.0	0.58	1	02/08/24 16:47	02/19/24 21:11	7440-23-5	
Calcium	**57.8**	mg/L	1.0	0.12	1	02/08/24 16:47	02/19/24 21:11	7440-70-2	
Magnesium	**10.9**	mg/L	0.050	0.012	1	02/08/24 16:47	02/19/24 21:11	7439-95-4	
6020 MET ICPMS	Analytical Method: EPA 6020B Preparation Method: EPA 3005A Pace Analytical Services - Peachtree Corners, GA								
Antimony	ND	mg/L	0.0030	0.00054	1	02/08/24 10:00	02/09/24 16:54	7440-36-0	
Arsenic	ND	mg/L	0.0050	0.00084	1	02/08/24 10:00	02/09/24 16:54	7440-38-2	
Barium	**0.019**	mg/L	0.0050	0.00047	1	02/08/24 10:00	02/09/24 16:54	7440-39-3	
Beryllium	ND	mg/L	0.00050	0.000094	1	02/08/24 10:00	02/09/24 16:54	7440-41-7	
Boron	**0.77**	mg/L	0.040	0.012	1	02/08/24 10:00	02/09/24 16:54	7440-42-8	
Cadmium	ND	mg/L	0.00050	0.00010	1	02/08/24 10:00	02/09/24 16:54	7440-43-9	
Chromium	ND	mg/L	0.0050	0.0019	1	02/08/24 10:00	02/09/24 16:54	7440-47-3	
Cobalt	**0.00035J**	mg/L	0.0050	0.00032	1	02/08/24 10:00	02/09/24 16:54	7440-48-4	
Lead	ND	mg/L	0.0010	0.00016	1	02/08/24 10:00	02/09/24 16:54	7439-92-1	
Lithium	ND	mg/L	0.030	0.0016	1	02/08/24 10:00	02/09/24 16:54	7439-93-2	
Molybdenum	**0.0040J**	mg/L	0.010	0.00062	1	02/08/24 10:00	02/09/24 16:54	7439-98-7	
Selenium	**0.0014J**	mg/L	0.0050	0.00096	1	02/08/24 10:00	02/09/24 16:54	7782-49-2	
Thallium	ND	mg/L	0.0010	0.00038	1	02/08/24 10:00	02/09/24 16:54	7440-28-0	
7470 Mercury	Analytical Method: EPA 7470A Preparation Method: EPA 7470A Pace Analytical Services - Peachtree Corners, GA								
Mercury	ND	mg/L	0.00020	0.00013	1	02/15/24 14:15	02/15/24 18:43	7439-97-6	
2320B Alkalinity	Analytical Method: SM 2320B-2011 Pace Analytical Services - Asheville								
Alkalinity,Bicarbonate (CaCO3)	**95.9**	mg/L	5.0	5.0	1		02/08/24 15:32		
Alkalinity,Carbonate (CaCO3)	ND	mg/L	5.0	5.0	1		02/08/24 15:32		
Alkalinity, Total as CaCO3	**95.9**	mg/L	5.0	5.0	1		02/08/24 15:32		
2540C Total Dissolved Solids	Analytical Method: SM 2540C-2015 Pace Analytical Services - Asheville								
Total Dissolved Solids	**268**	mg/L	25.0	25.0	1		02/09/24 17:35		
4500S2D Sulfide Water	Analytical Method: SM 4500-S2D-2011 Pace Analytical Services - Asheville								
Sulfide	ND	mg/L	0.10	0.022	1		02/09/24 02:43	18496-25-8	
300.0 IC Anions 28 Days	Analytical Method: EPA 300.0 Rev 2.1 1993 Pace Analytical Services - Asheville								
Chloride	**34.0**	mg/L	1.0	0.60	1		02/08/24 02:34	16887-00-6	

REPORT OF LABORATORY ANALYSIS

This report shall not be reproduced, except in full,
without the written consent of Pace Analytical Services, LLC.

Pace Analytical Services, LLC
9800 Kincey Ave. Suite 100
Huntersville, NC 28078
(704)875-9092

ANALYTICAL RESULTS

Project: Bowen AP-1
Pace Project No.: 92711015

Sample: BOW-BGWC-52 **Lab ID: 92711015030** Collected: 02/05/24 13:35 Received: 02/06/24 10:22 Matrix: Water

Parameters	Results	Units	Report Limit	MDL	DF	Prepared	Analyzed	CAS No.	Qual
300.0 IC Anions 28 Days	Analytical Method: EPA 300.0 Rev 2.1 1993 Pace Analytical Services - Asheville								
Fluoride	**0.085J**	mg/L	0.10	0.050	1		02/08/24 02:34	16984-48-8	
Sulfate	**52.0**	mg/L	1.0	0.50	1		02/08/24 02:34	14808-79-8	

REPORT OF LABORATORY ANALYSIS

This report shall not be reproduced, except in full,
without the written consent of Pace Analytical Services, LLC.

Pace Analytical Services, LLC
9800 Kincey Ave. Suite 100
Huntersville, NC 28078
(704)875-9092

ANALYTICAL RESULTS

Project: Bowen AP-1
Pace Project No.: 92711015

Sample: BOW-AP1-FD-03 **Lab ID: 92711015031** Collected: 02/05/24 00:00 Received: 02/06/24 10:22 Matrix: Water

Parameters	Results	Units	Report Limit	MDL	DF	Prepared	Analyzed	CAS No.	Qual
6010D ATL ICP	Analytical Method: EPA 6010D Preparation Method: EPA 3010A Pace Analytical Services - Peachtree Corners, GA								
Iron	**0.43**	mg/L	0.040	0.025	1	02/08/24 16:47	02/19/24 21:21	7439-89-6	
Manganese	**0.32**	mg/L	0.040	0.011	1	02/08/24 16:47	02/19/24 21:21	7439-96-5	
Potassium	**0.88**	mg/L	0.50	0.15	1	02/08/24 16:47	02/19/24 21:21	7440-09-7	
Sodium	**2.2**	mg/L	1.0	0.58	1	02/08/24 16:47	02/19/24 21:21	7440-23-5	
Calcium	**56.0**	mg/L	1.0	0.12	1	02/08/24 16:47	02/19/24 21:21	7440-70-2	
Magnesium	**26.2**	mg/L	0.050	0.012	1	02/08/24 16:47	02/19/24 21:21	7439-95-4	
6020 MET ICPMS	Analytical Method: EPA 6020B Preparation Method: EPA 3005A Pace Analytical Services - Peachtree Corners, GA								
Antimony	ND	mg/L	0.0030	0.00054	1	02/08/24 10:00	02/09/24 16:58	7440-36-0	
Arsenic	ND	mg/L	0.0050	0.00084	1	02/08/24 10:00	02/09/24 16:58	7440-38-2	
Barium	**0.017**	mg/L	0.0050	0.00047	1	02/08/24 10:00	02/09/24 16:58	7440-39-3	
Beryllium	ND	mg/L	0.00050	0.000094	1	02/08/24 10:00	02/09/24 16:58	7440-41-7	
Boron	**0.10**	mg/L	0.040	0.012	1	02/08/24 10:00	02/09/24 16:58	7440-42-8	
Cadmium	ND	mg/L	0.00050	0.00010	1	02/08/24 10:00	02/09/24 16:58	7440-43-9	
Chromium	ND	mg/L	0.0050	0.0019	1	02/08/24 10:00	02/09/24 16:58	7440-47-3	
Cobalt	ND	mg/L	0.0050	0.00032	1	02/08/24 10:00	02/09/24 16:58	7440-48-4	
Lead	ND	mg/L	0.0010	0.00016	1	02/08/24 10:00	02/09/24 16:58	7439-92-1	
Lithium	ND	mg/L	0.030	0.0016	1	02/08/24 10:00	02/09/24 16:58	7439-93-2	
Molybdenum	ND	mg/L	0.010	0.00062	1	02/08/24 10:00	02/09/24 16:58	7439-98-7	
Selenium	ND	mg/L	0.0050	0.00096	1	02/08/24 10:00	02/09/24 16:58	7782-49-2	
Thallium	ND	mg/L	0.0010	0.00038	1	02/08/24 10:00	02/09/24 16:58	7440-28-0	
7470 Mercury	Analytical Method: EPA 7470A Preparation Method: EPA 7470A Pace Analytical Services - Peachtree Corners, GA								
Mercury	ND	mg/L	0.00020	0.00013	1	02/15/24 14:15	02/16/24 08:00	7439-97-6	
2320B Alkalinity	Analytical Method: SM 2320B-2011 Pace Analytical Services - Asheville								
Alkalinity,Bicarbonate (CaCO3)	**197**	mg/L	5.0	5.0	1		02/08/24 15:50		
Alkalinity,Carbonate (CaCO3)	ND	mg/L	5.0	5.0	1		02/08/24 15:50		
Alkalinity, Total as CaCO3	**197**	mg/L	5.0	5.0	1		02/08/24 15:50		
2540C Total Dissolved Solids	Analytical Method: SM 2540C-2015 Pace Analytical Services - Asheville								
Total Dissolved Solids	**289**	mg/L	25.0	25.0	1		02/09/24 17:35		
4500S2D Sulfide Water	Analytical Method: SM 4500-S2D-2011 Pace Analytical Services - Asheville								
Sulfide	**0.037J**	mg/L	0.10	0.022	1		02/09/24 02:43	18496-25-8	
300.0 IC Anions 28 Days	Analytical Method: EPA 300.0 Rev 2.1 1993 Pace Analytical Services - Asheville								
Chloride	**17.7**	mg/L	1.0	0.60	1		02/08/24 02:48	16887-00-6	

REPORT OF LABORATORY ANALYSIS

This report shall not be reproduced, except in full,
without the written consent of Pace Analytical Services, LLC.

Pace Analytical Services, LLC
9800 Kincey Ave. Suite 100
Huntersville, NC 28078
(704)875-9092

ANALYTICAL RESULTS

Project: Bowen AP-1
Pace Project No.: 92711015

Sample: BOW-AP1-FD-03 **Lab ID: 92711015031** Collected: 02/05/24 00:00 Received: 02/06/24 10:22 Matrix: Water

Parameters	Results	Units	Report Limit	MDL	DF	Prepared	Analyzed	CAS No.	Qual
300.0 IC Anions 28 Days	Analytical Method: EPA 300.0 Rev 2.1 1993 Pace Analytical Services - Asheville								
Fluoride	ND	mg/L	0.10	0.050	1		02/08/24 02:48	16984-48-8	
Sulfate	**34.7**	mg/L	1.0	0.50	1		02/08/24 02:48	14808-79-8	

REPORT OF LABORATORY ANALYSIS

This report shall not be reproduced, except in full,
without the written consent of Pace Analytical Services, LLC.

Pace Analytical Services, LLC
9800 Kincey Ave. Suite 100
Huntersville, NC 28078
(704)875-9092

ANALYTICAL RESULTS

Project: Bowen AP-1
Pace Project No.: 92711015

Sample: BOW-AP1-FB-03 **Lab ID: 92711015032** Collected: 02/05/24 16:25 Received: 02/06/24 10:22 Matrix: Water

Parameters	Results	Units	Report Limit	MDL	DF	Prepared	Analyzed	CAS No.	Qual
6010D ATL ICP	Analytical Method: EPA 6010D Preparation Method: EPA 3010A Pace Analytical Services - Peachtree Corners, GA								
Iron	ND	mg/L	0.040	0.025	1	02/08/24 16:47	02/19/24 21:25	7439-89-6	
Manganese	ND	mg/L	0.040	0.011	1	02/08/24 16:47	02/19/24 21:25	7439-96-5	
Potassium	ND	mg/L	0.50	0.15	1	02/08/24 16:47	02/19/24 21:25	7440-09-7	
Sodium	ND	mg/L	1.0	0.58	1	02/08/24 16:47	02/19/24 21:25	7440-23-5	
Calcium	ND	mg/L	1.0	0.12	1	02/08/24 16:47	02/19/24 21:25	7440-70-2	
Magnesium	ND	mg/L	0.050	0.012	1	02/08/24 16:47	02/19/24 21:25	7439-95-4	
6020 MET ICPMS	Analytical Method: EPA 6020B Preparation Method: EPA 3005A Pace Analytical Services - Peachtree Corners, GA								
Antimony	ND	mg/L	0.0030	0.00054	1	02/08/24 10:00	02/09/24 17:02	7440-36-0	
Arsenic	ND	mg/L	0.0050	0.00084	1	02/08/24 10:00	02/09/24 17:02	7440-38-2	
Barium	ND	mg/L	0.0050	0.00047	1	02/08/24 10:00	02/09/24 17:02	7440-39-3	
Beryllium	ND	mg/L	0.00050	0.000094	1	02/08/24 10:00	02/09/24 17:02	7440-41-7	
Boron	ND	mg/L	0.040	0.012	1	02/08/24 10:00	02/09/24 17:02	7440-42-8	
Cadmium	ND	mg/L	0.00050	0.00010	1	02/08/24 10:00	02/09/24 17:02	7440-43-9	
Chromium	ND	mg/L	0.0050	0.0019	1	02/08/24 10:00	02/09/24 17:02	7440-47-3	
Cobalt	ND	mg/L	0.0050	0.00032	1	02/08/24 10:00	02/09/24 17:02	7440-48-4	
Lead	ND	mg/L	0.0010	0.00016	1	02/08/24 10:00	02/09/24 17:02	7439-92-1	
Lithium	ND	mg/L	0.030	0.0016	1	02/08/24 10:00	02/09/24 17:02	7439-93-2	
Molybdenum	ND	mg/L	0.010	0.00062	1	02/08/24 10:00	02/09/24 17:02	7439-98-7	
Selenium	ND	mg/L	0.0050	0.00096	1	02/08/24 10:00	02/09/24 17:02	7782-49-2	
Thallium	ND	mg/L	0.0010	0.00038	1	02/08/24 10:00	02/09/24 17:02	7440-28-0	
7470 Mercury	Analytical Method: EPA 7470A Preparation Method: EPA 7470A Pace Analytical Services - Peachtree Corners, GA								
Mercury	ND	mg/L	0.00020	0.00013	1	02/15/24 14:15	02/16/24 08:03	7439-97-6	
2320B Alkalinity	Analytical Method: SM 2320B-2011 Pace Analytical Services - Asheville								
Alkalinity,Bicarbonate (CaCO3)	ND	mg/L	5.0	5.0	1		02/08/24 16:02		
Alkalinity,Carbonate (CaCO3)	ND	mg/L	5.0	5.0	1		02/08/24 16:02		
Alkalinity, Total as CaCO3	ND	mg/L	5.0	5.0	1		02/08/24 16:02		
2540C Total Dissolved Solids	Analytical Method: SM 2540C-2015 Pace Analytical Services - Asheville								
Total Dissolved Solids	ND	mg/L	25.0	25.0	1		02/09/24 17:36		
4500S2D Sulfide Water	Analytical Method: SM 4500-S2D-2011 Pace Analytical Services - Asheville								
Sulfide	ND	mg/L	0.10	0.022	1		02/09/24 02:44	18496-25-8	
300.0 IC Anions 28 Days	Analytical Method: EPA 300.0 Rev 2.1 1993 Pace Analytical Services - Asheville								
Chloride	ND	mg/L	1.0	0.60	1		02/07/24 23:56	16887-00-6	

REPORT OF LABORATORY ANALYSIS

This report shall not be reproduced, except in full,
without the written consent of Pace Analytical Services, LLC.

Pace Analytical Services, LLC
9800 Kincey Ave. Suite 100
Huntersville, NC 28078
(704)875-9092

ANALYTICAL RESULTS

Project: Bowen AP-1
Pace Project No.: 92711015

Sample: BOW-AP1-FB-03 **Lab ID: 92711015032** Collected: 02/05/24 16:25 Received: 02/06/24 10:22 Matrix: Water

Parameters	Results	Units	Report Limit	MDL	DF	Prepared	Analyzed	CAS No.	Qual
300.0 IC Anions 28 Days	Analytical Method: EPA 300.0 Rev 2.1 1993 Pace Analytical Services - Asheville								
Fluoride	ND	mg/L	0.10	0.050	1		02/07/24 23:56	16984-48-8	
Sulfate	ND	mg/L	1.0	0.50	1		02/07/24 23:56	14808-79-8	

REPORT OF LABORATORY ANALYSIS

This report shall not be reproduced, except in full,
without the written consent of Pace Analytical Services, LLC.

Pace Analytical Services, LLC
9800 Kincey Ave. Suite 100
Huntersville, NC 28078
(704)875-9092

ANALYTICAL RESULTS

Project: Bowen AP-1
Pace Project No.: 92711015

Sample: BOW-AP1-FD-02 **Lab ID: 92711015033** Collected: 02/02/24 00:00 Received: 02/06/24 10:22 Matrix: Water

Parameters	Results	Units	Report Limit	MDL	DF	Prepared	Analyzed	CAS No.	Qual
6010D ATL ICP	Analytical Method: EPA 6010D Preparation Method: EPA 3010A Pace Analytical Services - Peachtree Corners, GA								
Iron	**0.041**	mg/L	0.040	0.025	1	02/08/24 16:47	02/19/24 21:31	7439-89-6	
Manganese	ND	mg/L	0.040	0.011	1	02/08/24 16:47	02/19/24 21:31	7439-96-5	
Potassium	**1.6**	mg/L	0.50	0.15	1	02/08/24 16:47	02/19/24 21:31	7440-09-7	
Sodium	**2.2**	mg/L	1.0	0.58	1	02/08/24 16:47	02/19/24 21:31	7440-23-5	
Calcium	**42.9**	mg/L	1.0	0.12	1	02/08/24 16:47	02/19/24 21:31	7440-70-2	
Magnesium	**17.2**	mg/L	0.050	0.012	1	02/08/24 16:47	02/19/24 21:31	7439-95-4	
6020 MET ICPMS	Analytical Method: EPA 6020B Preparation Method: EPA 3005A Pace Analytical Services - Peachtree Corners, GA								
Antimony	ND	mg/L	0.0030	0.00054	1	02/08/24 10:00	02/09/24 17:07	7440-36-0	
Arsenic	ND	mg/L	0.0050	0.00084	1	02/08/24 10:00	02/09/24 17:07	7440-38-2	
Barium	**0.032**	mg/L	0.0050	0.00047	1	02/08/24 10:00	02/09/24 17:07	7440-39-3	
Beryllium	ND	mg/L	0.00050	0.000094	1	02/08/24 10:00	02/09/24 17:07	7440-41-7	
Boron	**0.45**	mg/L	0.040	0.012	1	02/08/24 10:00	02/09/24 17:07	7440-42-8	
Cadmium	ND	mg/L	0.00050	0.00010	1	02/08/24 10:00	02/09/24 17:07	7440-43-9	
Chromium	ND	mg/L	0.0050	0.0019	1	02/08/24 10:00	02/09/24 17:07	7440-47-3	
Cobalt	ND	mg/L	0.0050	0.00032	1	02/08/24 10:00	02/09/24 17:07	7440-48-4	
Lead	ND	mg/L	0.0010	0.00016	1	02/08/24 10:00	02/09/24 17:07	7439-92-1	
Lithium	ND	mg/L	0.030	0.0016	1	02/08/24 10:00	02/09/24 17:07	7439-93-2	
Molybdenum	ND	mg/L	0.010	0.00062	1	02/08/24 10:00	02/09/24 17:07	7439-98-7	
Selenium	**0.0019J**	mg/L	0.0050	0.00096	1	02/08/24 10:00	02/09/24 17:07	7782-49-2	
Thallium	ND	mg/L	0.0010	0.00038	1	02/08/24 10:00	02/09/24 17:07	7440-28-0	
7470 Mercury	Analytical Method: EPA 7470A Preparation Method: EPA 7470A Pace Analytical Services - Peachtree Corners, GA								
Mercury	ND	mg/L	0.00020	0.00013	1	02/15/24 14:15	02/16/24 08:06	7439-97-6	
2320B Alkalinity	Analytical Method: SM 2320B-2011 Pace Analytical Services - Asheville								
Alkalinity,Bicarbonate (CaCO3)	**116**	mg/L	5.0	5.0	1		02/08/24 17:54		
Alkalinity,Carbonate (CaCO3)	ND	mg/L	5.0	5.0	1		02/08/24 17:54		
Alkalinity, Total as CaCO3	**116**	mg/L	5.0	5.0	1		02/08/24 17:54		
2540C Total Dissolved Solids	Analytical Method: SM 2540C-2015 Pace Analytical Services - Asheville								
Total Dissolved Solids	**215**	mg/L	25.0	25.0	1		02/08/24 13:59		
4500S2D Sulfide Water	Analytical Method: SM 4500-S2D-2011 Pace Analytical Services - Asheville								
Sulfide	ND	mg/L	0.10	0.022	1		02/09/24 02:09	18496-25-8	
300.0 IC Anions 28 Days	Analytical Method: EPA 300.0 Rev 2.1 1993 Pace Analytical Services - Asheville								
Chloride	**5.2**	mg/L	1.0	0.60	1		02/08/24 03:03	16887-00-6	

REPORT OF LABORATORY ANALYSIS

This report shall not be reproduced, except in full,
without the written consent of Pace Analytical Services, LLC.

Pace Analytical Services, LLC
9800 Kincey Ave. Suite 100
Huntersville, NC 28078
(704)875-9092

ANALYTICAL RESULTS

Project: Bowen AP-1
Pace Project No.: 92711015

Sample: BOW-AP1-FD-02 **Lab ID: 92711015033** Collected: 02/02/24 00:00 Received: 02/06/24 10:22 Matrix: Water

Parameters	Results	Units	Report Limit	MDL	DF	Prepared	Analyzed	CAS No.	Qual
300.0 IC Anions 28 Days	Analytical Method: EPA 300.0 Rev 2.1 1993 Pace Analytical Services - Asheville								
Fluoride	ND	mg/L	0.10	0.050	1		02/08/24 03:03	16984-48-8	
Sulfate	**58.5**	mg/L	1.0	0.50	1		02/08/24 03:03	14808-79-8	

REPORT OF LABORATORY ANALYSIS

This report shall not be reproduced, except in full,
without the written consent of Pace Analytical Services, LLC.

Pace Analytical Services, LLC
9800 Kincey Ave. Suite 100
Huntersville, NC 28078
(704)875-9092

ANALYTICAL RESULTS

Project: Bowen AP-1
Pace Project No.: 92711015

Sample: BOW-BGWA-33 **Lab ID: 92711015034** Collected: 02/07/24 10:25 Received: 02/09/24 12:47 Matrix: Water

Parameters	Results	Units	Report Limit	MDL	DF	Prepared	Analyzed	CAS No.	Qual
6010D ATL ICP	Analytical Method: EPA 6010D Preparation Method: EPA 3010A Pace Analytical Services - Peachtree Corners, GA								
Iron	**1.7**	mg/L	0.040	0.025	1	02/10/24 11:28	02/21/24 19:14	7439-89-6	
Manganese	**0.087**	mg/L	0.040	0.011	1	02/10/24 11:28	02/21/24 19:14	7439-96-5	
Potassium	**5.1**	mg/L	0.50	0.15	1	02/10/24 11:28	02/21/24 19:14	7440-09-7	
Sodium	**6.4**	mg/L	1.0	0.58	1	02/10/24 11:28	02/21/24 19:14	7440-23-5	
Calcium	**107**	mg/L	1.0	0.12	1	02/10/24 11:28	02/21/24 19:14	7440-70-2	
Magnesium	**42.9**	mg/L	0.050	0.012	1	02/10/24 11:28	02/21/24 19:14	7439-95-4	
6020 MET ICPMS	Analytical Method: EPA 6020B Preparation Method: EPA 3005A Pace Analytical Services - Peachtree Corners, GA								
Antimony	ND	mg/L	0.0030	0.00054	1	02/10/24 10:55	02/16/24 15:49	7440-36-0	
Arsenic	**0.0069**	mg/L	0.0050	0.00084	1	02/10/24 10:55	02/16/24 15:49	7440-38-2	
Barium	**0.058**	mg/L	0.0050	0.00047	1	02/10/24 10:55	02/16/24 15:49	7440-39-3	
Beryllium	ND	mg/L	0.00050	0.000094	1	02/10/24 10:55	02/16/24 15:49	7440-41-7	
Boron	**0.016J**	mg/L	0.040	0.012	1	02/10/24 10:55	02/16/24 15:49	7440-42-8	
Cadmium	ND	mg/L	0.00050	0.00010	1	02/10/24 10:55	02/16/24 15:49	7440-43-9	
Chromium	ND	mg/L	0.0050	0.0019	1	02/10/24 10:55	02/16/24 15:49	7440-47-3	
Cobalt	**0.00095J**	mg/L	0.0050	0.00032	1	02/10/24 10:55	02/16/24 15:49	7440-48-4	
Lead	ND	mg/L	0.0010	0.00016	1	02/10/24 10:55	02/16/24 15:49	7439-92-1	
Lithium	ND	mg/L	0.030	0.0016	1	02/10/24 10:55	02/16/24 15:49	7439-93-2	
Molybdenum	**0.014**	mg/L	0.010	0.00062	1	02/10/24 10:55	02/16/24 15:49	7439-98-7	
Selenium	ND	mg/L	0.0050	0.00096	1	02/10/24 10:55	02/16/24 15:49	7782-49-2	
Thallium	ND	mg/L	0.0010	0.00038	1	02/10/24 10:55	02/16/24 15:49	7440-28-0	
7470 Mercury	Analytical Method: EPA 7470A Preparation Method: EPA 7470A Pace Analytical Services - Peachtree Corners, GA								
Mercury	ND	mg/L	0.00020	0.00013	1	02/15/24 14:15	02/16/24 08:43	7439-97-6	
2320B Alkalinity	Analytical Method: SM 2320B-2011 Pace Analytical Services - Asheville								
Alkalinity,Bicarbonate (CaCO3)	**426**	mg/L	5.0	5.0	1		02/15/24 08:11		
Alkalinity,Carbonate (CaCO3)	ND	mg/L	5.0	5.0	1		02/15/24 08:11		
Alkalinity, Total as CaCO3	**426**	mg/L	5.0	5.0	1		02/15/24 08:11		
2540C Total Dissolved Solids	Analytical Method: SM 2540C-2015 Pace Analytical Services - Asheville								
Total Dissolved Solids	**421**	mg/L	25.0	25.0	1		02/14/24 12:23		
4500S2D Sulfide Water	Analytical Method: SM 4500-S2D-2011 Pace Analytical Services - Asheville								
Sulfide	**0.14**	mg/L	0.10	0.022	1		02/13/24 02:37	18496-25-8	
300.0 IC Anions 28 Days	Analytical Method: EPA 300.0 Rev 2.1 1993 Pace Analytical Services - Asheville								
Chloride	**2.3**	mg/L	1.0	0.60	1		02/12/24 23:06	16887-00-6	

REPORT OF LABORATORY ANALYSIS

This report shall not be reproduced, except in full,
without the written consent of Pace Analytical Services, LLC.

Pace Analytical Services, LLC
9800 Kincey Ave. Suite 100
Huntersville, NC 28078
(704)875-9092

ANALYTICAL RESULTS

Project: Bowen AP-1
Pace Project No.: 92711015

Sample: BOW-BGWA-33 **Lab ID: 92711015034** Collected: 02/07/24 10:25 Received: 02/09/24 12:47 Matrix: Water

Parameters	Results	Units	Report Limit	MDL	DF	Prepared	Analyzed	CAS No.	Qual
300.0 IC Anions 28 Days	Analytical Method: EPA 300.0 Rev 2.1 1993 Pace Analytical Services - Asheville								
Fluoride	**0.054J**	mg/L	0.10	0.050	1		02/12/24 23:06	16984-48-8	
Sulfate	**23.0**	mg/L	1.0	0.50	1		02/12/24 23:06	14808-79-8	

REPORT OF LABORATORY ANALYSIS

This report shall not be reproduced, except in full,
without the written consent of Pace Analytical Services, LLC.

Pace Analytical Services, LLC
9800 Kincey Ave. Suite 100
Huntersville, NC 28078
(704)875-9092

ANALYTICAL RESULTS

Project: Bowen AP-1
Pace Project No.: 92711015

Sample: BOW-BGWA-2 **Lab ID: 92711015035** Collected: 02/08/24 12:13 Received: 02/09/24 12:47 Matrix: Water

Parameters	Results	Units	Report Limit	MDL	DF	Prepared	Analyzed	CAS No.	Qual
6010D ATL ICP	Analytical Method: EPA 6010D Preparation Method: EPA 3010A Pace Analytical Services - Peachtree Corners, GA								
Manganese	ND	mg/L	0.040	0.011	1	02/10/24 11:28	02/21/24 19:18	7439-96-5	
Potassium	**1.7**	mg/L	0.50	0.15	1	02/10/24 11:28	02/21/24 19:18	7440-09-7	
Sodium	**2.6**	mg/L	1.0	0.58	1	02/10/24 11:28	02/21/24 19:18	7440-23-5	
Calcium	**48.6**	mg/L	1.0	0.12	1	02/10/24 11:28	02/21/24 19:18	7440-70-2	
Magnesium	**21.8**	mg/L	0.050	0.012	1	02/10/24 11:28	02/21/24 19:18	7439-95-4	
Iron	**0.097**	mg/L	0.040	0.025	1	02/10/24 11:28	02/26/24 11:55	7439-89-6	
6020 MET ICPMS	Analytical Method: EPA 6020B Preparation Method: EPA 3005A Pace Analytical Services - Peachtree Corners, GA								
Antimony	**0.0012J**	mg/L	0.0030	0.00054	1	02/10/24 10:55	02/16/24 16:03	7440-36-0	
Arsenic	ND	mg/L	0.0050	0.00084	1	02/10/24 10:55	02/16/24 16:03	7440-38-2	
Barium	**0.11**	mg/L	0.0050	0.00047	1	02/10/24 10:55	02/16/24 16:03	7440-39-3	
Beryllium	ND	mg/L	0.00050	0.000094	1	02/10/24 10:55	02/16/24 16:03	7440-41-7	
Boron	**0.022J**	mg/L	0.040	0.012	1	02/10/24 10:55	02/16/24 16:03	7440-42-8	
Cadmium	ND	mg/L	0.00050	0.00010	1	02/10/24 10:55	02/16/24 16:03	7440-43-9	
Chromium	ND	mg/L	0.0050	0.0019	1	02/10/24 10:55	02/16/24 16:03	7440-47-3	
Cobalt	ND	mg/L	0.0050	0.00032	1	02/10/24 10:55	02/16/24 16:03	7440-48-4	
Lead	ND	mg/L	0.0010	0.00016	1	02/10/24 10:55	02/16/24 16:03	7439-92-1	
Lithium	ND	mg/L	0.030	0.0016	1	02/10/24 10:55	02/16/24 16:03	7439-93-2	
Molybdenum	ND	mg/L	0.010	0.00062	1	02/10/24 10:55	02/16/24 16:03	7439-98-7	
Selenium	ND	mg/L	0.0050	0.00096	1	02/10/24 10:55	02/16/24 16:03	7782-49-2	
Thallium	ND	mg/L	0.0010	0.00038	1	02/10/24 10:55	02/16/24 16:03	7440-28-0	
7470 Mercury	Analytical Method: EPA 7470A Preparation Method: EPA 7470A Pace Analytical Services - Peachtree Corners, GA								
Mercury	ND	mg/L	0.00020	0.00013	1	02/15/24 14:15	02/16/24 08:46	7439-97-6	
2320B Alkalinity	Analytical Method: SM 2320B-2011 Pace Analytical Services - Asheville								
Alkalinity,Bicarbonate (CaCO3)	**196**	mg/L	5.0	5.0	1		02/15/24 14:06		
Alkalinity,Carbonate (CaCO3)	ND	mg/L	5.0	5.0	1		02/15/24 14:06		
Alkalinity, Total as CaCO3	**196**	mg/L	5.0	5.0	1		02/15/24 14:06		
2540C Total Dissolved Solids	Analytical Method: SM 2540C-2015 Pace Analytical Services - Asheville								
Total Dissolved Solids	**221**	mg/L	25.0	25.0	1		02/14/24 12:19		
4500S2D Sulfide Water	Analytical Method: SM 4500-S2D-2011 Pace Analytical Services - Asheville								
Sulfide	ND	mg/L	0.10	0.022	1		02/13/24 03:19	18496-25-8	
300.0 IC Anions 28 Days	Analytical Method: EPA 300.0 Rev 2.1 1993 Pace Analytical Services - Asheville								
Chloride	**3.2**	mg/L	1.0	0.60	1		02/12/24 23:21	16887-00-6	

REPORT OF LABORATORY ANALYSIS

This report shall not be reproduced, except in full,
without the written consent of Pace Analytical Services, LLC.

Pace Analytical Services, LLC
9800 Kincey Ave. Suite 100
Huntersville, NC 28078
(704)875-9092

ANALYTICAL RESULTS

Project: Bowen AP-1
Pace Project No.: 92711015

Sample: BOW-BGWA-2 **Lab ID: 92711015035** Collected: 02/08/24 12:13 Received: 02/09/24 12:47 Matrix: Water

Parameters	Results	Units	Report Limit	MDL	DF	Prepared	Analyzed	CAS No.	Qual
300.0 IC Anions 28 Days	Analytical Method: EPA 300.0 Rev 2.1 1993 Pace Analytical Services - Asheville								
Fluoride	ND	mg/L	0.10	0.050	1		02/12/24 23:21	16984-48-8	
Sulfate	**13.8**	mg/L	1.0	0.50	1		02/12/24 23:21	14808-79-8	

REPORT OF LABORATORY ANALYSIS

This report shall not be reproduced, except in full,
without the written consent of Pace Analytical Services, LLC.

Pace Analytical Services, LLC
9800 Kincey Ave. Suite 100
Huntersville, NC 28078
(704)875-9092

ANALYTICAL RESULTS

Project: Bowen AP-1
Pace Project No.: 92711015

Sample: BOW-BGWC-22 **Lab ID: 92711015036** Collected: 02/08/24 12:33 Received: 02/09/24 12:47 Matrix: Water

Parameters	Results	Units	Report Limit	MDL	DF	Prepared	Analyzed	CAS No.	Qual
6010D ATL ICP	Analytical Method: EPA 6010D Preparation Method: EPA 3010A Pace Analytical Services - Peachtree Corners, GA								
Manganese	**4.4**	mg/L	0.040	0.011	1	02/10/24 11:28	02/21/24 19:23	7439-96-5	
Potassium	**16.2**	mg/L	0.50	0.15	1	02/10/24 11:28	02/21/24 19:23	7440-09-7	
Sodium	**36.6**	mg/L	1.0	0.58	1	02/10/24 11:28	02/21/24 19:23	7440-23-5	
Magnesium	**87.6**	mg/L	0.050	0.012	1	02/10/24 11:28	02/21/24 19:23	7439-95-4	
Iron	ND	mg/L	0.040	0.025	1	02/10/24 11:28	02/26/24 12:00	7439-89-6	
Calcium	**561**	mg/L	10.0	1.2	10	02/10/24 11:28	02/25/24 18:34	7440-70-2	
6020 MET ICPMS	Analytical Method: EPA 6020B Preparation Method: EPA 3005A Pace Analytical Services - Peachtree Corners, GA								
Antimony	ND	mg/L	0.0030	0.00054	1	02/10/24 10:55	02/16/24 16:07	7440-36-0	
Arsenic	**0.0015J**	mg/L	0.0050	0.00084	1	02/10/24 10:55	02/16/24 16:07	7440-38-2	
Barium	**0.050**	mg/L	0.0050	0.00047	1	02/10/24 10:55	02/16/24 16:07	7440-39-3	
Beryllium	**0.00013J**	mg/L	0.00050	0.000094	1	02/10/24 10:55	02/16/24 16:07	7440-41-7	
Boron	**17.5**	mg/L	2.0	0.60	50	02/10/24 10:55	02/19/24 12:47	7440-42-8	
Cadmium	**0.0014**	mg/L	0.00050	0.00010	1	02/10/24 10:55	02/16/24 16:07	7440-43-9	
Chromium	ND	mg/L	0.0050	0.0019	1	02/10/24 10:55	02/16/24 16:07	7440-47-3	
Cobalt	**0.014**	mg/L	0.0050	0.00032	1	02/10/24 10:55	02/16/24 16:07	7440-48-4	
Lead	ND	mg/L	0.0010	0.00016	1	02/10/24 10:55	02/16/24 16:07	7439-92-1	
Lithium	**0.021J**	mg/L	0.030	0.0016	1	02/10/24 10:55	02/16/24 16:07	7439-93-2	
Molybdenum	**0.033**	mg/L	0.010	0.00062	1	02/10/24 10:55	02/16/24 16:07	7439-98-7	
Selenium	**0.0012J**	mg/L	0.0050	0.00096	1	02/10/24 10:55	02/16/24 16:07	7782-49-2	
Thallium	**0.00083J**	mg/L	0.0010	0.00038	1	02/10/24 10:55	02/16/24 16:07	7440-28-0	
7470 Mercury	Analytical Method: EPA 7470A Preparation Method: EPA 7470A Pace Analytical Services - Peachtree Corners, GA								
Mercury	ND	mg/L	0.00020	0.00013	1	02/15/24 14:15	02/16/24 08:48	7439-97-6	
2320B Alkalinity	Analytical Method: SM 2320B-2011 Pace Analytical Services - Asheville								
Alkalinity,Bicarbonate (CaCO3)	**111**	mg/L	5.0	5.0	1		02/15/24 14:19		
Alkalinity,Carbonate (CaCO3)	ND	mg/L	5.0	5.0	1		02/15/24 14:19		
Alkalinity, Total as CaCO3	**111**	mg/L	5.0	5.0	1		02/15/24 14:19		
2540C Total Dissolved Solids	Analytical Method: SM 2540C-2015 Pace Analytical Services - Asheville								
Total Dissolved Solids	**2560**	mg/L	50.0	50.0	1		02/14/24 12:19		
4500S2D Sulfide Water	Analytical Method: SM 4500-S2D-2011 Pace Analytical Services - Asheville								
Sulfide	ND	mg/L	0.10	0.022	1		02/13/24 03:19	18496-25-8	
300.0 IC Anions 28 Days	Analytical Method: EPA 300.0 Rev 2.1 1993 Pace Analytical Services - Asheville								
Chloride	**679**	mg/L	15.0	9.0	15		02/13/24 10:22	16887-00-6	

REPORT OF LABORATORY ANALYSIS

This report shall not be reproduced, except in full,
without the written consent of Pace Analytical Services, LLC.

Pace Analytical Services, LLC
9800 Kincey Ave. Suite 100
Huntersville, NC 28078
(704)875-9092

ANALYTICAL RESULTS

Project: Bowen AP-1
Pace Project No.: 92711015

Sample: BOW-BGWC-22 **Lab ID: 92711015036** Collected: 02/08/24 12:33 Received: 02/09/24 12:47 Matrix: Water

Parameters	Results	Units	Report Limit	MDL	DF	Prepared	Analyzed	CAS No.	Qual
300.0 IC Anions 28 Days	Analytical Method: EPA 300.0 Rev 2.1 1993 Pace Analytical Services - Asheville								
Fluoride	**0.19**	mg/L	0.10	0.050	1		02/12/24 23:37	16984-48-8	
Sulfate	**549**	mg/L	15.0	7.5	15		02/13/24 10:22	14808-79-8	

REPORT OF LABORATORY ANALYSIS

This report shall not be reproduced, except in full,
without the written consent of Pace Analytical Services, LLC.

Pace Analytical Services, LLC
9800 Kincey Ave. Suite 100
Huntersville, NC 28078
(704)875-9092

ANALYTICAL RESULTS

Project: Bowen AP-1
Pace Project No.: 92711015

Sample: BOW-BGWC-23 **Lab ID: 92711015037** Collected: 02/08/24 14:29 Received: 02/09/24 12:47 Matrix: Water

Parameters	Results	Units	Report Limit	MDL	DF	Prepared	Analyzed	CAS No.	Qual
6010D ATL ICP	Analytical Method: EPA 6010D Preparation Method: EPA 3010A Pace Analytical Services - Peachtree Corners, GA								
Manganese	**0.24**	mg/L	0.040	0.011	1	02/10/24 11:28	02/21/24 19:28	7439-96-5	
Potassium	**7.3**	mg/L	0.50	0.15	1	02/10/24 11:28	02/21/24 19:28	7440-09-7	M1
Sodium	**27.7**	mg/L	1.0	0.58	1	02/10/24 11:28	02/21/24 19:28	7440-23-5	M1
Magnesium	**94.1**	mg/L	0.050	0.012	1	02/10/24 11:28	02/21/24 19:28	7439-95-4	M1
Iron	**0.17J**	mg/L	0.20	0.13	5	02/10/24 11:28	02/25/24 18:39	7439-89-6	D3
Calcium	**347**	mg/L	5.0	0.61	5	02/10/24 11:28	02/25/24 18:39	7440-70-2	M1
6020 MET ICPMS	Analytical Method: EPA 6020B Preparation Method: EPA 3005A Pace Analytical Services - Peachtree Corners, GA								
Antimony	**0.00089J**	mg/L	0.0030	0.00054	1	02/10/24 10:55	02/16/24 16:11	7440-36-0	
Arsenic	**0.0024J**	mg/L	0.0050	0.00084	1	02/10/24 10:55	02/16/24 16:11	7440-38-2	
Barium	**0.059**	mg/L	0.0050	0.00047	1	02/10/24 10:55	02/16/24 16:11	7440-39-3	
Beryllium	ND	mg/L	0.00050	0.000094	1	02/10/24 10:55	02/16/24 16:11	7440-41-7	
Boron	**10.1**	mg/L	2.0	0.60	50	02/10/24 10:55	02/19/24 12:51	7440-42-8	
Cadmium	ND	mg/L	0.00050	0.00010	1	02/10/24 10:55	02/16/24 16:11	7440-43-9	
Chromium	ND	mg/L	0.0050	0.0019	1	02/10/24 10:55	02/16/24 16:11	7440-47-3	
Cobalt	ND	mg/L	0.0050	0.00032	1	02/10/24 10:55	02/16/24 16:11	7440-48-4	
Lead	ND	mg/L	0.0010	0.00016	1	02/10/24 10:55	02/16/24 16:11	7439-92-1	
Lithium	**0.019J**	mg/L	0.030	0.0016	1	02/10/24 10:55	02/16/24 16:11	7439-93-2	
Molybdenum	**0.0056J**	mg/L	0.010	0.00062	1	02/10/24 10:55	02/16/24 16:11	7439-98-7	
Selenium	ND	mg/L	0.0050	0.00096	1	02/10/24 10:55	02/16/24 16:11	7782-49-2	
Thallium	ND	mg/L	0.0010	0.00038	1	02/10/24 10:55	02/16/24 16:11	7440-28-0	
7470 Mercury	Analytical Method: EPA 7470A Preparation Method: EPA 7470A Pace Analytical Services - Peachtree Corners, GA								
Mercury	ND	mg/L	0.00020	0.00013	1	02/15/24 14:15	02/16/24 08:51	7439-97-6	
2320B Alkalinity	Analytical Method: SM 2320B-2011 Pace Analytical Services - Asheville								
Alkalinity,Bicarbonate (CaCO3)	**157**	mg/L	5.0	5.0	1		02/15/24 14:38		
Alkalinity,Carbonate (CaCO3)	ND	mg/L	5.0	5.0	1		02/15/24 14:38		
Alkalinity, Total as CaCO3	**157**	mg/L	5.0	5.0	1		02/15/24 14:38		
2540C Total Dissolved Solids	Analytical Method: SM 2540C-2015 Pace Analytical Services - Asheville								
Total Dissolved Solids	**1790**	mg/L	50.0	50.0	1		02/15/24 10:03		
4500S2D Sulfide Water	Analytical Method: SM 4500-S2D-2011 Pace Analytical Services - Asheville								
Sulfide	**0.38**	mg/L	0.10	0.022	1		02/13/24 03:20	18496-25-8	
300.0 IC Anions 28 Days	Analytical Method: EPA 300.0 Rev 2.1 1993 Pace Analytical Services - Asheville								
Chloride	**493**	mg/L	11.0	6.6	11		02/13/24 10:38	16887-00-6	

REPORT OF LABORATORY ANALYSIS

This report shall not be reproduced, except in full,
without the written consent of Pace Analytical Services, LLC.

Pace Analytical Services, LLC
9800 Kincey Ave. Suite 100
Huntersville, NC 28078
(704)875-9092

ANALYTICAL RESULTS

Project: Bowen AP-1
Pace Project No.: 92711015

Sample: BOW-BGWC-23 **Lab ID: 92711015037** Collected: 02/08/24 14:29 Received: 02/09/24 12:47 Matrix: Water

Parameters	Results	Units	Report Limit	MDL	DF	Prepared	Analyzed	CAS No.	Qual
300.0 IC Anions 28 Days	Analytical Method: EPA 300.0 Rev 2.1 1993 Pace Analytical Services - Asheville								
Fluoride	**0.059J**	mg/L	0.10	0.050	1		02/12/24 23:52	16984-48-8	
Sulfate	**368**	mg/L	11.0	5.5	11		02/13/24 10:38	14808-79-8	

REPORT OF LABORATORY ANALYSIS

This report shall not be reproduced, except in full,
without the written consent of Pace Analytical Services, LLC.

Pace Analytical Services, LLC
9800 Kincey Ave. Suite 100
Huntersville, NC 28078
(704)875-9092

ANALYTICAL RESULTS

Project: Bowen AP-1
Pace Project No.: 92711015

Sample: BOW-BGWC-30 **Lab ID: 92711015038** Collected: 02/06/24 14:14 Received: 02/09/24 12:47 Matrix: Water

Parameters	Results	Units	Report Limit	MDL	DF	Prepared	Analyzed	CAS No.	Qual
6010D ATL ICP	Analytical Method: EPA 6010D Preparation Method: EPA 3010A Pace Analytical Services - Peachtree Corners, GA								
Manganese	ND	mg/L	0.040	0.011	1	02/10/24 11:28	02/21/24 19:48	7439-96-5	
Potassium	**3.1**	mg/L	0.50	0.15	1	02/10/24 11:28	02/21/24 19:48	7440-09-7	
Sodium	**5.8**	mg/L	1.0	0.58	1	02/10/24 11:28	02/21/24 19:48	7440-23-5	
Calcium	**109**	mg/L	1.0	0.12	1	02/10/24 11:28	02/21/24 19:48	7440-70-2	
Magnesium	**35.8**	mg/L	0.050	0.012	1	02/10/24 11:28	02/21/24 19:48	7439-95-4	
Iron	**0.048**	mg/L	0.040	0.025	1	02/10/24 11:28	02/26/24 12:05	7439-89-6	
6020 MET ICPMS	Analytical Method: EPA 6020B Preparation Method: EPA 3005A Pace Analytical Services - Peachtree Corners, GA								
Antimony	ND	mg/L	0.0030	0.00054	1	02/10/24 10:55	02/16/24 16:15	7440-36-0	
Arsenic	**0.0010J**	mg/L	0.0050	0.00084	1	02/10/24 10:55	02/16/24 16:15	7440-38-2	
Barium	**0.055**	mg/L	0.0050	0.00047	1	02/10/24 10:55	02/16/24 16:15	7440-39-3	
Beryllium	ND	mg/L	0.00050	0.000094	1	02/10/24 10:55	02/16/24 16:15	7440-41-7	
Boron	**2.9**	mg/L	0.040	0.012	1	02/10/24 10:55	02/16/24 16:15	7440-42-8	
Cadmium	ND	mg/L	0.00050	0.00010	1	02/10/24 10:55	02/16/24 16:15	7440-43-9	
Chromium	ND	mg/L	0.0050	0.0019	1	02/10/24 10:55	02/16/24 16:15	7440-47-3	
Cobalt	ND	mg/L	0.0050	0.00032	1	02/10/24 10:55	02/16/24 16:15	7440-48-4	
Lead	ND	mg/L	0.0010	0.00016	1	02/10/24 10:55	02/16/24 16:15	7439-92-1	
Lithium	ND	mg/L	0.030	0.0016	1	02/10/24 10:55	02/16/24 16:15	7439-93-2	
Molybdenum	**0.0049J**	mg/L	0.010	0.00062	1	02/10/24 10:55	02/16/24 16:15	7439-98-7	
Selenium	**0.0093**	mg/L	0.0050	0.00096	1	02/10/24 10:55	02/16/24 16:15	7782-49-2	
Thallium	ND	mg/L	0.0010	0.00038	1	02/10/24 10:55	02/16/24 16:15	7440-28-0	
7470 Mercury	Analytical Method: EPA 7470A Preparation Method: EPA 7470A Pace Analytical Services - Peachtree Corners, GA								
Mercury	ND	mg/L	0.00020	0.00013	1	02/15/24 14:15	02/16/24 08:54	7439-97-6	
2320B Alkalinity	Analytical Method: SM 2320B-2011 Pace Analytical Services - Asheville								
Alkalinity,Bicarbonate (CaCO3)	**159**	mg/L	5.0	5.0	1		02/13/24 14:15		
Alkalinity,Carbonate (CaCO3)	ND	mg/L	5.0	5.0	1		02/13/24 14:15		
Alkalinity, Total as CaCO3	**159**	mg/L	5.0	5.0	1		02/13/24 14:15		
2540C Total Dissolved Solids	Analytical Method: SM 2540C-2015 Pace Analytical Services - Asheville								
Total Dissolved Solids	**511**	mg/L	25.0	25.0	1		02/13/24 12:39		
4500S2D Sulfide Water	Analytical Method: SM 4500-S2D-2011 Pace Analytical Services - Asheville								
Sulfide	ND	mg/L	0.10	0.022	1		02/13/24 02:35	18496-25-8	
300.0 IC Anions 28 Days	Analytical Method: EPA 300.0 Rev 2.1 1993 Pace Analytical Services - Asheville								
Chloride	**123**	mg/L	3.0	1.8	3		02/13/24 10:53	16887-00-6	

REPORT OF LABORATORY ANALYSIS

This report shall not be reproduced, except in full,
without the written consent of Pace Analytical Services, LLC.

Pace Analytical Services, LLC
9800 Kincey Ave. Suite 100
Huntersville, NC 28078
(704)875-9092

ANALYTICAL RESULTS

Project: Bowen AP-1
Pace Project No.: 92711015

Sample: BOW-BGWC-30 **Lab ID: 92711015038** Collected: 02/06/24 14:14 Received: 02/09/24 12:47 Matrix: Water

Parameters	Results	Units	Report Limit	MDL	DF	Prepared	Analyzed	CAS No.	Qual
300.0 IC Anions 28 Days	Analytical Method: EPA 300.0 Rev 2.1 1993 Pace Analytical Services - Asheville								
Fluoride	**0.073J**	mg/L	0.10	0.050	1		02/13/24 01:59	16984-48-8	
Sulfate	**64.2**	mg/L	1.0	0.50	1		02/13/24 01:59	14808-79-8	

REPORT OF LABORATORY ANALYSIS

This report shall not be reproduced, except in full,
without the written consent of Pace Analytical Services, LLC.

Pace Analytical Services, LLC
9800 Kincey Ave. Suite 100
Huntersville, NC 28078
(704)875-9092

ANALYTICAL RESULTS

Project: Bowen AP-1
Pace Project No.: 92711015

Sample: BOW-BGWC-38D **Lab ID: 92711015039** Collected: 02/06/24 16:07 Received: 02/09/24 12:47 Matrix: Water

Parameters	Results	Units	Report Limit	MDL	DF	Prepared	Analyzed	CAS No.	Qual
6010D ATL ICP	Analytical Method: EPA 6010D Preparation Method: EPA 3010A Pace Analytical Services - Peachtree Corners, GA								
Sodium	**16.2**	mg/L	5.0	2.9	5	02/10/24 11:28	02/23/24 16:06	7440-23-5	
Iron	**0.12**	mg/L	0.040	0.025	1	02/10/24 11:28	02/21/24 20:02	7439-89-6	
Manganese	**0.12**	mg/L	0.040	0.011	1	02/10/24 11:28	02/21/24 20:02	7439-96-5	
Magnesium	**55.4**	mg/L	0.050	0.012	1	02/10/24 11:28	02/21/24 20:02	7439-95-4	
Potassium	**4.3**	mg/L	2.5	0.76	5	02/10/24 11:28	02/25/24 18:53	7440-09-7	
Calcium	**221**	mg/L	5.0	0.61	5	02/10/24 11:28	02/25/24 18:53	7440-70-2	
6020 MET ICPMS	Analytical Method: EPA 6020B Preparation Method: EPA 3005A Pace Analytical Services - Peachtree Corners, GA								
Antimony	**0.0026J**	mg/L	0.0030	0.00054	1	02/10/24 10:55	02/16/24 16:47	7440-36-0	
Arsenic	**0.0016J**	mg/L	0.0050	0.00084	1	02/10/24 10:55	02/16/24 16:47	7440-38-2	
Barium	**0.16**	mg/L	0.0050	0.00047	1	02/10/24 10:55	02/16/24 16:47	7440-39-3	
Beryllium	ND	mg/L	0.00050	0.000094	1	02/10/24 10:55	02/16/24 16:47	7440-41-7	
Boron	**9.9**	mg/L	2.0	0.60	50	02/10/24 10:55	02/19/24 12:54	7440-42-8	
Cadmium	ND	mg/L	0.00050	0.00010	1	02/10/24 10:55	02/16/24 16:47	7440-43-9	
Chromium	ND	mg/L	0.0050	0.0019	1	02/10/24 10:55	02/16/24 16:47	7440-47-3	
Cobalt	**0.0016J**	mg/L	0.0050	0.00032	1	02/10/24 10:55	02/16/24 16:47	7440-48-4	
Lead	ND	mg/L	0.0010	0.00016	1	02/10/24 10:55	02/16/24 16:47	7439-92-1	
Lithium	**0.0023J**	mg/L	0.030	0.0016	1	02/10/24 10:55	02/16/24 16:47	7439-93-2	
Molybdenum	**0.090**	mg/L	0.010	0.00062	1	02/10/24 10:55	02/16/24 16:47	7439-98-7	
Selenium	**0.0039J**	mg/L	0.0050	0.00096	1	02/10/24 10:55	02/16/24 16:47	7782-49-2	
Thallium	ND	mg/L	0.0010	0.00038	1	02/10/24 10:55	02/16/24 16:47	7440-28-0	
7470 Mercury	Analytical Method: EPA 7470A Preparation Method: EPA 7470A Pace Analytical Services - Peachtree Corners, GA								
Mercury	ND	mg/L	0.00020	0.00013	1	02/20/24 07:30	02/20/24 15:37	7439-97-6	
2320B Alkalinity	Analytical Method: SM 2320B-2011 Pace Analytical Services - Asheville								
Alkalinity,Bicarbonate (CaCO3)	**120**	mg/L	5.0	5.0	1		02/13/24 14:26		
Alkalinity,Carbonate (CaCO3)	ND	mg/L	5.0	5.0	1		02/13/24 14:26		
Alkalinity, Total as CaCO3	**120**	mg/L	5.0	5.0	1		02/13/24 14:26		
2540C Total Dissolved Solids	Analytical Method: SM 2540C-2015 Pace Analytical Services - Asheville								
Total Dissolved Solids	**1150**	mg/L	50.0	50.0	1		02/13/24 12:39		
4500S2D Sulfide Water	Analytical Method: SM 4500-S2D-2011 Pace Analytical Services - Asheville								
Sulfide	ND	mg/L	0.10	0.022	1		02/13/24 02:36	18496-25-8	
300.0 IC Anions 28 Days	Analytical Method: EPA 300.0 Rev 2.1 1993 Pace Analytical Services - Asheville								
Chloride	**317**	mg/L	7.0	4.2	7		02/13/24 11:08	16887-00-6	M1

REPORT OF LABORATORY ANALYSIS

This report shall not be reproduced, except in full,
without the written consent of Pace Analytical Services, LLC.

Pace Analytical Services, LLC
9800 Kincey Ave. Suite 100
Huntersville, NC 28078
(704)875-9092

ANALYTICAL RESULTS

Project: Bowen AP-1
Pace Project No.: 92711015

Sample: BOW-BGWC-38D **Lab ID: 92711015039** Collected: 02/06/24 16:07 Received: 02/09/24 12:47 Matrix: Water

Parameters	Results	Units	Report Limit	MDL	DF	Prepared	Analyzed	CAS No.	Qual
300.0 IC Anions 28 Days	Analytical Method: EPA 300.0 Rev 2.1 1993 Pace Analytical Services - Asheville								
Fluoride	**0.25**	mg/L	0.10	0.050	1		02/13/24 02:14	16984-48-8	
Sulfate	**195**	mg/L	7.0	3.5	7		02/13/24 11:08	14808-79-8	

REPORT OF LABORATORY ANALYSIS

This report shall not be reproduced, except in full,
without the written consent of Pace Analytical Services, LLC.

Pace Analytical Services, LLC
9800 Kincey Ave. Suite 100
Huntersville, NC 28078
(704)875-9092

ANALYTICAL RESULTS

Project: Bowen AP-1
Pace Project No.: 92711015

Sample: BOW-BGWC-35D **Lab ID: 92711015040** Collected: 02/07/24 10:57 Received: 02/09/24 12:47 Matrix: Water

Parameters	Results	Units	Report Limit	MDL	DF	Prepared	Analyzed	CAS No.	Qual
6010D ATL ICP	Analytical Method: EPA 6010D Preparation Method: EPA 3010A Pace Analytical Services - Peachtree Corners, GA								
Iron	**1.1**	mg/L	0.040	0.025	1	02/10/24 11:28	02/21/24 20:07	7439-89-6	
Manganese	**1.1**	mg/L	0.040	0.011	1	02/10/24 11:28	02/21/24 20:07	7439-96-5	
Magnesium	**129**	mg/L	0.050	0.012	1	02/10/24 11:28	02/21/24 20:07	7439-95-4	
Sodium	**39.8**	mg/L	10.0	5.8	10	02/10/24 11:28	02/23/24 16:11	7440-23-5	
Potassium	**11.4**	mg/L	5.0	1.5	10	02/10/24 11:28	02/25/24 18:58	7440-09-7	
Calcium	**636**	mg/L	10.0	1.2	10	02/10/24 11:28	02/25/24 18:58	7440-70-2	
6020 MET ICPMS	Analytical Method: EPA 6020B Preparation Method: EPA 3005A Pace Analytical Services - Peachtree Corners, GA								
Antimony	**0.0023J**	mg/L	0.0030	0.00054	1	02/10/24 10:55	02/16/24 16:51	7440-36-0	
Arsenic	**0.0073**	mg/L	0.0050	0.00084	1	02/10/24 10:55	02/16/24 16:51	7440-38-2	
Barium	**0.050**	mg/L	0.0050	0.00047	1	02/10/24 10:55	02/16/24 16:51	7440-39-3	
Beryllium	ND	mg/L	0.00050	0.000094	1	02/10/24 10:55	02/16/24 16:51	7440-41-7	
Boron	**15.4**	mg/L	2.0	0.60	50	02/10/24 10:55	02/19/24 12:58	7440-42-8	
Cadmium	ND	mg/L	0.00050	0.00010	1	02/10/24 10:55	02/16/24 16:51	7440-43-9	
Chromium	ND	mg/L	0.0050	0.0019	1	02/10/24 10:55	02/16/24 16:51	7440-47-3	
Cobalt	**0.0044J**	mg/L	0.0050	0.00032	1	02/10/24 10:55	02/16/24 16:51	7440-48-4	
Lead	ND	mg/L	0.0010	0.00016	1	02/10/24 10:55	02/16/24 16:51	7439-92-1	
Lithium	**0.023J**	mg/L	0.030	0.0016	1	02/10/24 10:55	02/16/24 16:51	7439-93-2	
Molybdenum	**0.037**	mg/L	0.010	0.00062	1	02/10/24 10:55	02/16/24 16:51	7439-98-7	
Selenium	ND	mg/L	0.0050	0.00096	1	02/10/24 10:55	02/16/24 16:51	7782-49-2	
Thallium	ND	mg/L	0.0010	0.00038	1	02/10/24 10:55	02/16/24 16:51	7440-28-0	
7470 Mercury	Analytical Method: EPA 7470A Preparation Method: EPA 7470A Pace Analytical Services - Peachtree Corners, GA								
Mercury	ND	mg/L	0.00020	0.00013	1	02/20/24 07:30	02/20/24 15:47	7439-97-6	
2320B Alkalinity	Analytical Method: SM 2320B-2011 Pace Analytical Services - Asheville								
Alkalinity,Bicarbonate (CaCO3)	**109**	mg/L	5.0	5.0	1		02/14/24 16:44		
Alkalinity,Carbonate (CaCO3)	ND	mg/L	5.0	5.0	1		02/14/24 16:44		
Alkalinity, Total as CaCO3	**109**	mg/L	5.0	5.0	1		02/14/24 16:44		
2540C Total Dissolved Solids	Analytical Method: SM 2540C-2015 Pace Analytical Services - Asheville								
Total Dissolved Solids	**2960**	mg/L	50.0	50.0	1		02/14/24 12:23		
4500S2D Sulfide Water	Analytical Method: SM 4500-S2D-2011 Pace Analytical Services - Asheville								
Sulfide	ND	mg/L	0.10	0.022	1		02/13/24 02:38	18496-25-8	
300.0 IC Anions 28 Days	Analytical Method: EPA 300.0 Rev 2.1 1993 Pace Analytical Services - Asheville								
Chloride	**868**	mg/L	19.0	11.4	19		02/13/24 11:53	16887-00-6	

REPORT OF LABORATORY ANALYSIS

This report shall not be reproduced, except in full,
without the written consent of Pace Analytical Services, LLC.

Pace Analytical Services, LLC
9800 Kincey Ave. Suite 100
Huntersville, NC 28078
(704)875-9092

ANALYTICAL RESULTS

Project: Bowen AP-1
Pace Project No.: 92711015

Sample: BOW-BGWC-35D **Lab ID: 92711015040** Collected: 02/07/24 10:57 Received: 02/09/24 12:47 Matrix: Water

Parameters	Results	Units	Report Limit	MDL	DF	Prepared	Analyzed	CAS No.	Qual
300.0 IC Anions 28 Days	Analytical Method: EPA 300.0 Rev 2.1 1993 Pace Analytical Services - Asheville								
Fluoride	**0.15**	mg/L	0.10	0.050	1		02/13/24 03:51	16984-48-8	
Sulfate	**623**	mg/L	19.0	9.5	19		02/13/24 11:53	14808-79-8	

REPORT OF LABORATORY ANALYSIS

This report shall not be reproduced, except in full,
without the written consent of Pace Analytical Services, LLC.

Pace Analytical Services, LLC
9800 Kincey Ave. Suite 100
Huntersville, NC 28078
(704)875-9092

ANALYTICAL RESULTS

Project: Bowen AP-1
Pace Project No.: 92711015

Sample: BOW-BGWC-37D **Lab ID: 92711015041** Collected: 02/07/24 13:17 Received: 02/09/24 12:47 Matrix: Water

Parameters	Results	Units	Report Limit	MDL	DF	Prepared	Analyzed	CAS No.	Qual
6010D ATL ICP	Analytical Method: EPA 6010D Preparation Method: EPA 3010A Pace Analytical Services - Peachtree Corners, GA								
Sodium	**13.5**	mg/L	1.0	0.58	1	02/10/24 11:28	02/23/24 16:16	7440-23-5	
Potassium	**1.9**	mg/L	0.50	0.15	1	02/10/24 11:28	02/25/24 19:02	7440-09-7	
Iron	**0.97**	mg/L	0.040	0.025	1	02/10/24 11:28	02/21/24 20:12	7439-89-6	
Manganese	**0.038J**	mg/L	0.040	0.011	1	02/10/24 11:28	02/21/24 20:12	7439-96-5	
Calcium	**113**	mg/L	1.0	0.12	1	02/10/24 11:28	02/21/24 20:12	7440-70-2	
Magnesium	**47.3**	mg/L	0.050	0.012	1	02/10/24 11:28	02/21/24 20:12	7439-95-4	
6020 MET ICPMS	Analytical Method: EPA 6020B Preparation Method: EPA 3005A Pace Analytical Services - Peachtree Corners, GA								
Antimony	ND	mg/L	0.0030	0.00054	1	02/10/24 10:55	02/16/24 16:54	7440-36-0	
Arsenic	**0.0075**	mg/L	0.0050	0.00084	1	02/10/24 10:55	02/16/24 16:54	7440-38-2	
Barium	**0.077**	mg/L	0.0050	0.00047	1	02/10/24 10:55	02/16/24 16:54	7440-39-3	
Beryllium	ND	mg/L	0.00050	0.000094	1	02/10/24 10:55	02/16/24 16:54	7440-41-7	
Boron	**1.6**	mg/L	0.040	0.012	1	02/10/24 10:55	02/16/24 16:54	7440-42-8	
Cadmium	ND	mg/L	0.00050	0.00010	1	02/10/24 10:55	02/16/24 16:54	7440-43-9	
Chromium	ND	mg/L	0.0050	0.0019	1	02/10/24 10:55	02/16/24 16:54	7440-47-3	
Cobalt	ND	mg/L	0.0050	0.00032	1	02/10/24 10:55	02/16/24 16:54	7440-48-4	
Lead	ND	mg/L	0.0010	0.00016	1	02/10/24 10:55	02/16/24 16:54	7439-92-1	
Lithium	**0.0029J**	mg/L	0.030	0.0016	1	02/10/24 10:55	02/16/24 16:54	7439-93-2	
Molybdenum	**0.016**	mg/L	0.010	0.00062	1	02/10/24 10:55	02/16/24 16:54	7439-98-7	
Selenium	ND	mg/L	0.0050	0.00096	1	02/10/24 10:55	02/16/24 16:54	7782-49-2	
Thallium	ND	mg/L	0.0010	0.00038	1	02/10/24 10:55	02/16/24 16:54	7440-28-0	
7470 Mercury	Analytical Method: EPA 7470A Preparation Method: EPA 7470A Pace Analytical Services - Peachtree Corners, GA								
Mercury	ND	mg/L	0.00020	0.00013	1	02/20/24 07:30	02/20/24 15:50	7439-97-6	
2320B Alkalinity	Analytical Method: SM 2320B-2011 Pace Analytical Services - Asheville								
Alkalinity,Bicarbonate (CaCO3)	**162**	mg/L	5.0	5.0	1		02/14/24 16:54		
Alkalinity,Carbonate (CaCO3)	ND	mg/L	5.0	5.0	1		02/14/24 16:54		
Alkalinity, Total as CaCO3	**162**	mg/L	5.0	5.0	1		02/14/24 16:54		
2540C Total Dissolved Solids	Analytical Method: SM 2540C-2015 Pace Analytical Services - Asheville								
Total Dissolved Solids	**610**	mg/L	50.0	50.0	1		02/14/24 12:23		
4500S2D Sulfide Water	Analytical Method: SM 4500-S2D-2011 Pace Analytical Services - Asheville								
Sulfide	**0.052J**	mg/L	0.10	0.022	1		02/13/24 02:38	18496-25-8	
300.0 IC Anions 28 Days	Analytical Method: EPA 300.0 Rev 2.1 1993 Pace Analytical Services - Asheville								
Chloride	**143**	mg/L	3.0	1.8	3		02/13/24 12:08	16887-00-6	

REPORT OF LABORATORY ANALYSIS

This report shall not be reproduced, except in full,
without the written consent of Pace Analytical Services, LLC.

Pace Analytical Services, LLC
9800 Kincey Ave. Suite 100
Huntersville, NC 28078
(704)875-9092

ANALYTICAL RESULTS

Project: Bowen AP-1
Pace Project No.: 92711015

Sample: BOW-BGWC-37D **Lab ID: 92711015041** Collected: 02/07/24 13:17 Received: 02/09/24 12:47 Matrix: Water

Parameters	Results	Units	Report Limit	MDL	DF	Prepared	Analyzed	CAS No.	Qual
300.0 IC Anions 28 Days	Analytical Method: EPA 300.0 Rev 2.1 1993 Pace Analytical Services - Asheville								
Fluoride	**0.14**	mg/L	0.10	0.050	1		02/13/24 04:06	16984-48-8	
Sulfate	**135**	mg/L	3.0	1.5	3		02/13/24 12:08	14808-79-8	

REPORT OF LABORATORY ANALYSIS

This report shall not be reproduced, except in full,
without the written consent of Pace Analytical Services, LLC.

Pace Analytical Services, LLC
9800 Kincey Ave. Suite 100
Huntersville, NC 28078
(704)875-9092

ANALYTICAL RESULTS

Project: Bowen AP-1
Pace Project No.: 92711015

Sample: BOW-BGWC-32 **Lab ID: 92711015042** Collected: 02/08/24 09:41 Received: 02/09/24 12:47 Matrix: Water

Parameters	Results	Units	Report Limit	MDL	DF	Prepared	Analyzed	CAS No.	Qual
6010D ATL ICP	Analytical Method: EPA 6010D Preparation Method: EPA 3010A Pace Analytical Services - Peachtree Corners, GA								
Iron	**0.29**	mg/L	0.040	0.025	1	02/10/24 11:28	02/21/24 20:17	7439-89-6	
Manganese	**0.098**	mg/L	0.040	0.011	1	02/10/24 11:28	02/21/24 20:17	7439-96-5	
Magnesium	**63.1**	mg/L	0.050	0.012	1	02/10/24 11:28	02/21/24 20:17	7439-95-4	
Calcium	**152**	mg/L	5.0	0.61	5	02/10/24 11:28	02/25/24 19:07	7440-70-2	
Potassium	**2.4J**	mg/L	2.5	0.76	5	02/10/24 11:28	02/23/24 16:21	7440-09-7	D3
Sodium	**12.9**	mg/L	5.0	2.9	5	02/10/24 11:28	02/23/24 16:21	7440-23-5	
6020 MET ICPMS	Analytical Method: EPA 6020B Preparation Method: EPA 3005A Pace Analytical Services - Peachtree Corners, GA								
Antimony	ND	mg/L	0.0030	0.00054	1	02/10/24 10:55	02/16/24 16:58	7440-36-0	
Arsenic	**0.0017J**	mg/L	0.0050	0.00084	1	02/10/24 10:55	02/16/24 16:58	7440-38-2	
Barium	**0.086**	mg/L	0.0050	0.00047	1	02/10/24 10:55	02/16/24 16:58	7440-39-3	
Beryllium	ND	mg/L	0.00050	0.000094	1	02/10/24 10:55	02/16/24 16:58	7440-41-7	
Boron	**2.1**	mg/L	0.040	0.012	1	02/10/24 10:55	02/16/24 16:58	7440-42-8	
Cadmium	ND	mg/L	0.00050	0.00010	1	02/10/24 10:55	02/16/24 16:58	7440-43-9	
Chromium	ND	mg/L	0.0050	0.0019	1	02/10/24 10:55	02/16/24 16:58	7440-47-3	
Cobalt	**0.0054**	mg/L	0.0050	0.00032	1	02/10/24 10:55	02/16/24 16:58	7440-48-4	
Lead	ND	mg/L	0.0010	0.00016	1	02/10/24 10:55	02/16/24 16:58	7439-92-1	
Lithium	ND	mg/L	0.030	0.0016	1	02/10/24 10:55	02/16/24 16:58	7439-93-2	
Molybdenum	**0.0043J**	mg/L	0.010	0.00062	1	02/10/24 10:55	02/16/24 16:58	7439-98-7	
Selenium	ND	mg/L	0.0050	0.00096	1	02/10/24 10:55	02/16/24 16:58	7782-49-2	
Thallium	ND	mg/L	0.0010	0.00038	1	02/10/24 10:55	02/16/24 16:58	7440-28-0	
7470 Mercury	Analytical Method: EPA 7470A Preparation Method: EPA 7470A Pace Analytical Services - Peachtree Corners, GA								
Mercury	ND	mg/L	0.00020	0.00013	1	02/20/24 07:30	02/20/24 15:58	7439-97-6	
2320B Alkalinity	Analytical Method: SM 2320B-2011 Pace Analytical Services - Asheville								
Alkalinity,Bicarbonate (CaCO3)	**190**	mg/L	5.0	5.0	1		02/15/24 14:50		
Alkalinity,Carbonate (CaCO3)	ND	mg/L	5.0	5.0	1		02/15/24 14:50		
Alkalinity, Total as CaCO3	**190**	mg/L	5.0	5.0	1		02/15/24 14:50		
2540C Total Dissolved Solids	Analytical Method: SM 2540C-2015 Pace Analytical Services - Asheville								
Total Dissolved Solids	**826**	mg/L	50.0	50.0	1		02/15/24 10:03		
4500S2D Sulfide Water	Analytical Method: SM 4500-S2D-2011 Pace Analytical Services - Asheville								
Sulfide	ND	mg/L	0.10	0.022	1		02/13/24 03:20	18496-25-8	
300.0 IC Anions 28 Days	Analytical Method: EPA 300.0 Rev 2.1 1993 Pace Analytical Services - Asheville								
Chloride	**196**	mg/L	4.0	2.4	4		02/13/24 12:23	16887-00-6	

REPORT OF LABORATORY ANALYSIS

This report shall not be reproduced, except in full,
without the written consent of Pace Analytical Services, LLC.

Pace Analytical Services, LLC
9800 Kincey Ave. Suite 100
Huntersville, NC 28078
(704)875-9092

ANALYTICAL RESULTS

Project: Bowen AP-1
Pace Project No.: 92711015

Sample: BOW-BGWC-32 **Lab ID: 92711015042** Collected: 02/08/24 09:41 Received: 02/09/24 12:47 Matrix: Water

Parameters	Results	Units	Report Limit	MDL	DF	Prepared	Analyzed	CAS No.	Qual
300.0 IC Anions 28 Days	Analytical Method: EPA 300.0 Rev 2.1 1993 Pace Analytical Services - Asheville								
Fluoride	**0.12**	mg/L	0.10	0.050	1		02/13/24 04:22	16984-48-8	
Sulfate	**189**	mg/L	4.0	2.0	4		02/13/24 12:23	14808-79-8	

REPORT OF LABORATORY ANALYSIS

This report shall not be reproduced, except in full,
without the written consent of Pace Analytical Services, LLC.

Pace Analytical Services, LLC
9800 Kincey Ave. Suite 100
Huntersville, NC 28078
(704)875-9092

ANALYTICAL RESULTS

Project: Bowen AP-1
Pace Project No.: 92711015

Sample: BOW-BGWC-49D **Lab ID: 92711015043** Collected: 02/06/24 16:01 Received: 02/09/24 12:47 Matrix: Water

Parameters	Results	Units	Report Limit	MDL	DF	Prepared	Analyzed	CAS No.	Qual
6010D ATL ICP	Analytical Method: EPA 6010D Preparation Method: EPA 3010A Pace Analytical Services - Peachtree Corners, GA								
Potassium	**3.0**	mg/L	2.5	0.76	5	02/10/24 11:28	02/25/24 19:12	7440-09-7	
Calcium	**213**	mg/L	5.0	0.61	5	02/10/24 11:28	02/25/24 19:12	7440-70-2	
Iron	**0.59**	mg/L	0.040	0.025	1	02/10/24 11:28	02/21/24 20:21	7439-89-6	
Manganese	**0.18**	mg/L	0.040	0.011	1	02/10/24 11:28	02/21/24 20:21	7439-96-5	
Magnesium	**90.7**	mg/L	0.050	0.012	1	02/10/24 11:28	02/21/24 20:21	7439-95-4	
Sodium	**36.0**	mg/L	5.0	2.9	5	02/10/24 11:28	02/23/24 16:25	7440-23-5	
6020 MET ICPMS	Analytical Method: EPA 6020B Preparation Method: EPA 3005A Pace Analytical Services - Peachtree Corners, GA								
Antimony	ND	mg/L	0.0030	0.00054	1	02/10/24 10:55	02/16/24 17:02	7440-36-0	
Arsenic	**0.0022J**	mg/L	0.0050	0.00084	1	02/10/24 10:55	02/16/24 17:02	7440-38-2	
Barium	**0.057**	mg/L	0.0050	0.00047	1	02/10/24 10:55	02/16/24 17:02	7440-39-3	
Beryllium	ND	mg/L	0.00050	0.000094	1	02/10/24 10:55	02/16/24 17:02	7440-41-7	
Boron	**8.7**	mg/L	0.040	0.012	1	02/10/24 10:55	02/16/24 17:02	7440-42-8	
Cadmium	ND	mg/L	0.00050	0.00010	1	02/10/24 10:55	02/16/24 17:02	7440-43-9	
Chromium	ND	mg/L	0.0050	0.0019	1	02/10/24 10:55	02/16/24 17:02	7440-47-3	
Cobalt	**0.0011J**	mg/L	0.0050	0.00032	1	02/10/24 10:55	02/16/24 17:02	7440-48-4	
Lead	ND	mg/L	0.0010	0.00016	1	02/10/24 10:55	02/16/24 17:02	7439-92-1	
Lithium	**0.0058J**	mg/L	0.030	0.0016	1	02/10/24 10:55	02/16/24 17:02	7439-93-2	
Molybdenum	**0.0056J**	mg/L	0.010	0.00062	1	02/10/24 10:55	02/16/24 17:02	7439-98-7	
Selenium	ND	mg/L	0.0050	0.00096	1	02/10/24 10:55	02/16/24 17:02	7782-49-2	
Thallium	ND	mg/L	0.0010	0.00038	1	02/10/24 10:55	02/16/24 17:02	7440-28-0	
7470 Mercury	Analytical Method: EPA 7470A Preparation Method: EPA 7470A Pace Analytical Services - Peachtree Corners, GA								
Mercury	ND	mg/L	0.00020	0.00013	1	02/20/24 07:30	02/20/24 16:01	7439-97-6	
2320B Alkalinity	Analytical Method: SM 2320B-2011 Pace Analytical Services - Asheville								
Alkalinity,Bicarbonate (CaCO3)	**103**	mg/L	5.0	5.0	1		02/13/24 14:36		
Alkalinity,Carbonate (CaCO3)	ND	mg/L	5.0	5.0	1		02/13/24 14:36		
Alkalinity, Total as CaCO3	**103**	mg/L	5.0	5.0	1		02/13/24 14:36		
2540C Total Dissolved Solids	Analytical Method: SM 2540C-2015 Pace Analytical Services - Asheville								
Total Dissolved Solids	**1300**	mg/L	50.0	50.0	1		02/13/24 12:39		
4500S2D Sulfide Water	Analytical Method: SM 4500-S2D-2011 Pace Analytical Services - Asheville								
Sulfide	ND	mg/L	0.10	0.022	1		02/13/24 02:36	18496-25-8	
300.0 IC Anions 28 Days	Analytical Method: EPA 300.0 Rev 2.1 1993 Pace Analytical Services - Asheville								
Chloride	**442**	mg/L	9.0	5.4	9		02/13/24 13:08	16887-00-6	

REPORT OF LABORATORY ANALYSIS

This report shall not be reproduced, except in full,
without the written consent of Pace Analytical Services, LLC.

Pace Analytical Services, LLC
9800 Kincey Ave. Suite 100
Huntersville, NC 28078
(704)875-9092

ANALYTICAL RESULTS

Project: Bowen AP-1
Pace Project No.: 92711015

Sample: BOW-BGWC-49D **Lab ID: 92711015043** Collected: 02/06/24 16:01 Received: 02/09/24 12:47 Matrix: Water

Parameters	Results	Units	Report Limit	MDL	DF	Prepared	Analyzed	CAS No.	Qual
300.0 IC Anions 28 Days	Analytical Method: EPA 300.0 Rev 2.1 1993 Pace Analytical Services - Asheville								
Fluoride	**0.063J**	mg/L	0.10	0.050	1		02/13/24 04:37	16984-48-8	
Sulfate	**214**	mg/L	9.0	4.5	9		02/13/24 13:08	14808-79-8	

REPORT OF LABORATORY ANALYSIS

This report shall not be reproduced, except in full,
without the written consent of Pace Analytical Services, LLC.

Pace Analytical Services, LLC
9800 Kincey Ave. Suite 100
Huntersville, NC 28078
(704)875-9092

ANALYTICAL RESULTS

Project: Bowen AP-1
Pace Project No.: 92711015

Sample: BOW-BGWC-40 **Lab ID: 92711015044** Collected: 02/07/24 12:44 Received: 02/09/24 12:47 Matrix: Water

Parameters	Results	Units	Report Limit	MDL	DF	Prepared	Analyzed	CAS No.	Qual
6010D ATL ICP	Analytical Method: EPA 6010D Preparation Method: EPA 3010A Pace Analytical Services - Peachtree Corners, GA								
Manganese	ND	mg/L	0.040	0.011	1	02/10/24 11:28	02/21/24 20:26	7439-96-5	
Calcium	**116**	mg/L	1.0	0.12	1	02/10/24 11:28	02/21/24 20:26	7440-70-2	
Magnesium	**37.3**	mg/L	0.050	0.012	1	02/10/24 11:28	02/21/24 20:26	7439-95-4	
Sodium	**7.7**	mg/L	1.0	0.58	1	02/10/24 11:28	02/23/24 16:30	7440-23-5	
Iron	**0.041**	mg/L	0.040	0.025	1	02/10/24 11:28	02/26/24 12:09	7439-89-6	
Potassium	**2.3**	mg/L	0.50	0.15	1	02/10/24 11:28	02/26/24 12:09	7440-09-7	
6020 MET ICPMS	Analytical Method: EPA 6020B Preparation Method: EPA 3005A Pace Analytical Services - Peachtree Corners, GA								
Antimony	ND	mg/L	0.0030	0.00054	1	02/10/24 10:55	02/16/24 17:06	7440-36-0	
Arsenic	**0.00094J**	mg/L	0.0050	0.00084	1	02/10/24 10:55	02/16/24 17:06	7440-38-2	
Barium	**0.039**	mg/L	0.0050	0.00047	1	02/10/24 10:55	02/16/24 17:06	7440-39-3	
Beryllium	ND	mg/L	0.00050	0.000094	1	02/10/24 10:55	02/16/24 17:06	7440-41-7	
Boron	**2.5**	mg/L	0.040	0.012	1	02/10/24 10:55	02/16/24 17:06	7440-42-8	
Cadmium	ND	mg/L	0.00050	0.00010	1	02/10/24 10:55	02/16/24 17:06	7440-43-9	
Chromium	ND	mg/L	0.0050	0.0019	1	02/10/24 10:55	02/16/24 17:06	7440-47-3	
Cobalt	**0.00034J**	mg/L	0.0050	0.00032	1	02/10/24 10:55	02/16/24 17:06	7440-48-4	
Lead	ND	mg/L	0.0010	0.00016	1	02/10/24 10:55	02/16/24 17:06	7439-92-1	
Lithium	ND	mg/L	0.030	0.0016	1	02/10/24 10:55	02/16/24 17:06	7439-93-2	
Molybdenum	ND	mg/L	0.010	0.00062	1	02/10/24 10:55	02/16/24 17:06	7439-98-7	
Selenium	**0.0091**	mg/L	0.0050	0.00096	1	02/10/24 10:55	02/16/24 17:06	7782-49-2	
Thallium	ND	mg/L	0.0010	0.00038	1	02/10/24 10:55	02/16/24 17:06	7440-28-0	
7470 Mercury	Analytical Method: EPA 7470A Preparation Method: EPA 7470A Pace Analytical Services - Peachtree Corners, GA								
Mercury	ND	mg/L	0.00020	0.00013	1	02/20/24 07:30	02/20/24 16:03	7439-97-6	
2320B Alkalinity	Analytical Method: SM 2320B-2011 Pace Analytical Services - Asheville								
Alkalinity,Bicarbonate (CaCO3)	**217**	mg/L	5.0	5.0	1		02/15/24 08:30		
Alkalinity,Carbonate (CaCO3)	ND	mg/L	5.0	5.0	1		02/15/24 08:30		
Alkalinity, Total as CaCO3	**217**	mg/L	5.0	5.0	1		02/15/24 08:30		
2540C Total Dissolved Solids	Analytical Method: SM 2540C-2015 Pace Analytical Services - Asheville								
Total Dissolved Solids	**579**	mg/L	25.0	25.0	1		02/14/24 12:16		
4500S2D Sulfide Water	Analytical Method: SM 4500-S2D-2011 Pace Analytical Services - Asheville								
Sulfide	ND	mg/L	0.10	0.022	1		02/13/24 02:39	18496-25-8	
300.0 IC Anions 28 Days	Analytical Method: EPA 300.0 Rev 2.1 1993 Pace Analytical Services - Asheville								
Chloride	**97.3**	mg/L	1.0	0.60	1		02/13/24 04:52	16887-00-6	

REPORT OF LABORATORY ANALYSIS

This report shall not be reproduced, except in full,
without the written consent of Pace Analytical Services, LLC.

Pace Analytical Services, LLC
9800 Kincey Ave. Suite 100
Huntersville, NC 28078
(704)875-9092

ANALYTICAL RESULTS

Project: Bowen AP-1
Pace Project No.: 92711015

Sample: BOW-BGWC-40 **Lab ID: 92711015044** Collected: 02/07/24 12:44 Received: 02/09/24 12:47 Matrix: Water

Parameters	Results	Units	Report Limit	MDL	DF	Prepared	Analyzed	CAS No.	Qual
300.0 IC Anions 28 Days	Analytical Method: EPA 300.0 Rev 2.1 1993 Pace Analytical Services - Asheville								
Fluoride	**0.072J**	mg/L	0.10	0.050	1		02/13/24 04:52	16984-48-8	
Sulfate	**106**	mg/L	2.0	1.0	2		02/13/24 13:24	14808-79-8	

REPORT OF LABORATORY ANALYSIS

This report shall not be reproduced, except in full,
without the written consent of Pace Analytical Services, LLC.

Pace Analytical Services, LLC
9800 Kincey Ave. Suite 100
Huntersville, NC 28078
(704)875-9092

ANALYTICAL RESULTS

Project: Bowen AP-1
Pace Project No.: 92711015

Sample: BOW-BGWC-41D **Lab ID: 92711015045** Collected: 02/07/24 15:02 Received: 02/09/24 12:47 Matrix: Water

Parameters	Results	Units	Report Limit	MDL	DF	Prepared	Analyzed	CAS No.	Qual
6010D ATL ICP	Analytical Method: EPA 6010D Preparation Method: EPA 3010A Pace Analytical Services - Peachtree Corners, GA								
Potassium	**0.89J**	mg/L	2.5	0.76	5	02/10/24 11:28	02/23/24 16:44	7440-09-7	D3
Sodium	**24.3**	mg/L	5.0	2.9	5	02/10/24 11:28	02/23/24 16:44	7440-23-5	
Iron	**0.76**	mg/L	0.040	0.025	1	02/10/24 11:28	02/21/24 20:31	7439-89-6	
Manganese	**0.027J**	mg/L	0.040	0.011	1	02/10/24 11:28	02/21/24 20:31	7439-96-5	
Magnesium	**108**	mg/L	0.050	0.012	1	02/10/24 11:28	02/21/24 20:31	7439-95-4	
Calcium	**241**	mg/L	5.0	0.61	5	02/10/24 11:28	02/25/24 19:49	7440-70-2	
6020 MET ICPMS	Analytical Method: EPA 6020B Preparation Method: EPA 3005A Pace Analytical Services - Peachtree Corners, GA								
Antimony	ND	mg/L	0.0030	0.00054	1	02/10/24 10:55	02/16/24 17:09	7440-36-0	
Arsenic	**0.0023J**	mg/L	0.0050	0.00084	1	02/10/24 10:55	02/16/24 17:09	7440-38-2	
Barium	**0.072**	mg/L	0.0050	0.00047	1	02/10/24 10:55	02/16/24 17:09	7440-39-3	
Beryllium	ND	mg/L	0.00050	0.000094	1	02/10/24 10:55	02/16/24 17:09	7440-41-7	
Boron	**1.8**	mg/L	0.040	0.012	1	02/10/24 10:55	02/16/24 17:09	7440-42-8	
Cadmium	ND	mg/L	0.00050	0.00010	1	02/10/24 10:55	02/16/24 17:09	7440-43-9	
Chromium	ND	mg/L	0.0050	0.0019	1	02/10/24 10:55	02/16/24 17:09	7440-47-3	
Cobalt	**0.00044J**	mg/L	0.0050	0.00032	1	02/10/24 10:55	02/16/24 17:09	7440-48-4	
Lead	ND	mg/L	0.0010	0.00016	1	02/10/24 10:55	02/16/24 17:09	7439-92-1	
Lithium	**0.0022J**	mg/L	0.030	0.0016	1	02/10/24 10:55	02/16/24 17:09	7439-93-2	
Molybdenum	**0.0079J**	mg/L	0.010	0.00062	1	02/10/24 10:55	02/16/24 17:09	7439-98-7	
Selenium	ND	mg/L	0.0050	0.00096	1	02/10/24 10:55	02/16/24 17:09	7782-49-2	
Thallium	ND	mg/L	0.0010	0.00038	1	02/10/24 10:55	02/16/24 17:09	7440-28-0	
7470 Mercury	Analytical Method: EPA 7470A Preparation Method: EPA 7470A Pace Analytical Services - Peachtree Corners, GA								
Mercury	ND	mg/L	0.00020	0.00013	1	02/20/24 07:30	02/20/24 13:35	7439-97-6	
2320B Alkalinity	Analytical Method: SM 2320B-2011 Pace Analytical Services - Asheville								
Alkalinity,Bicarbonate (CaCO3)	**114**	mg/L	5.0	5.0	1		02/14/24 17:26		
Alkalinity,Carbonate (CaCO3)	ND	mg/L	5.0	5.0	1		02/14/24 17:26		
Alkalinity, Total as CaCO3	**114**	mg/L	5.0	5.0	1		02/14/24 17:26		
2540C Total Dissolved Solids	Analytical Method: SM 2540C-2015 Pace Analytical Services - Asheville								
Total Dissolved Solids	**1440**	mg/L	50.0	50.0	1		02/14/24 12:16		
4500S2D Sulfide Water	Analytical Method: SM 4500-S2D-2011 Pace Analytical Services - Asheville								
Sulfide	ND	mg/L	0.10	0.022	1		02/13/24 02:39	18496-25-8	
300.0 IC Anions 28 Days	Analytical Method: EPA 300.0 Rev 2.1 1993 Pace Analytical Services - Asheville								
Chloride	**406**	mg/L	9.0	5.4	9		02/13/24 13:39	16887-00-6	

REPORT OF LABORATORY ANALYSIS

This report shall not be reproduced, except in full,
without the written consent of Pace Analytical Services, LLC.

Pace Analytical Services, LLC
9800 Kincey Ave. Suite 100
Huntersville, NC 28078
(704)875-9092

ANALYTICAL RESULTS

Project: Bowen AP-1
Pace Project No.: 92711015

Sample: BOW-BGWC-41D **Lab ID: 92711015045** Collected: 02/07/24 15:02 Received: 02/09/24 12:47 Matrix: Water

Parameters	Results	Units	Report Limit	MDL	DF	Prepared	Analyzed	CAS No.	Qual
300.0 IC Anions 28 Days	Analytical Method: EPA 300.0 Rev 2.1 1993 Pace Analytical Services - Asheville								
Fluoride	**0.064J**	mg/L	0.10	0.050	1		02/13/24 05:08	16984-48-8	
Sulfate	**329**	mg/L	9.0	4.5	9		02/13/24 13:39	14808-79-8	

REPORT OF LABORATORY ANALYSIS

This report shall not be reproduced, except in full,
without the written consent of Pace Analytical Services, LLC.

Pace Analytical Services, LLC
9800 Kincey Ave. Suite 100
Huntersville, NC 28078
(704)875-9092

ANALYTICAL RESULTS

Project: Bowen AP-1
Pace Project No.: 92711015

Sample: BOW-BGWC-42D **Lab ID: 92711015046** Collected: 02/07/24 16:01 Received: 02/09/24 12:47 Matrix: Water

Parameters	Results	Units	Report Limit	MDL	DF	Prepared	Analyzed	CAS No.	Qual
6010D ATL ICP	Analytical Method: EPA 6010D Preparation Method: EPA 3010A Pace Analytical Services - Peachtree Corners, GA								
Potassium	**1.9**	mg/L	0.50	0.15	1	02/10/24 11:28	02/25/24 19:54	7440-09-7	
Sodium	**39.9**	mg/L	1.0	0.58	1	02/10/24 11:28	02/23/24 16:49	7440-23-5	
Iron	**0.34**	mg/L	0.040	0.025	1	02/10/24 11:28	02/21/24 20:36	7439-89-6	
Manganese	**0.025J**	mg/L	0.040	0.011	1	02/10/24 11:28	02/21/24 20:36	7439-96-5	
Calcium	**81.2**	mg/L	1.0	0.12	1	02/10/24 11:28	02/21/24 20:36	7440-70-2	
Magnesium	**33.2**	mg/L	0.050	0.012	1	02/10/24 11:28	02/21/24 20:36	7439-95-4	
6020 MET ICPMS	Analytical Method: EPA 6020B Preparation Method: EPA 3005A Pace Analytical Services - Peachtree Corners, GA								
Antimony	ND	mg/L	0.0030	0.00054	1	02/10/24 10:55	02/16/24 17:13	7440-36-0	
Arsenic	**0.0040J**	mg/L	0.0050	0.00084	1	02/10/24 10:55	02/16/24 17:13	7440-38-2	
Barium	**0.060**	mg/L	0.0050	0.00047	1	02/10/24 10:55	02/16/24 17:13	7440-39-3	
Beryllium	ND	mg/L	0.00050	0.000094	1	02/10/24 10:55	02/16/24 17:13	7440-41-7	
Boron	**1.9**	mg/L	0.040	0.012	1	02/10/24 10:55	02/16/24 17:13	7440-42-8	
Cadmium	ND	mg/L	0.00050	0.00010	1	02/10/24 10:55	02/16/24 17:13	7440-43-9	
Chromium	ND	mg/L	0.0050	0.0019	1	02/10/24 10:55	02/16/24 17:13	7440-47-3	
Cobalt	ND	mg/L	0.0050	0.00032	1	02/10/24 10:55	02/16/24 17:13	7440-48-4	
Lead	ND	mg/L	0.0010	0.00016	1	02/10/24 10:55	02/16/24 17:13	7439-92-1	
Lithium	**0.0021J**	mg/L	0.030	0.0016	1	02/10/24 10:55	02/16/24 17:13	7439-93-2	
Molybdenum	**0.013**	mg/L	0.010	0.00062	1	02/10/24 10:55	02/16/24 17:13	7439-98-7	
Selenium	ND	mg/L	0.0050	0.00096	1	02/10/24 10:55	02/16/24 17:13	7782-49-2	
Thallium	ND	mg/L	0.0010	0.00038	1	02/10/24 10:55	02/16/24 17:13	7440-28-0	
7470 Mercury	Analytical Method: EPA 7470A Preparation Method: EPA 7470A Pace Analytical Services - Peachtree Corners, GA								
Mercury	ND	mg/L	0.00020	0.00013	1	02/20/24 07:30	02/20/24 13:37	7439-97-6	
2320B Alkalinity	Analytical Method: SM 2320B-2011 Pace Analytical Services - Asheville								
Alkalinity,Bicarbonate (CaCO3)	**201**	mg/L	5.0	5.0	1		02/14/24 17:35		
Alkalinity,Carbonate (CaCO3)	ND	mg/L	5.0	5.0	1		02/14/24 17:35		
Alkalinity, Total as CaCO3	**201**	mg/L	5.0	5.0	1		02/14/24 17:35		
2540C Total Dissolved Solids	Analytical Method: SM 2540C-2015 Pace Analytical Services - Asheville								
Total Dissolved Solids	**543**	mg/L	25.0	25.0	1		02/14/24 12:16		
4500S2D Sulfide Water	Analytical Method: SM 4500-S2D-2011 Pace Analytical Services - Asheville								
Sulfide	**4.4**	mg/L	2.5	0.55	25		02/13/24 02:44	18496-25-8	
300.0 IC Anions 28 Days	Analytical Method: EPA 300.0 Rev 2.1 1993 Pace Analytical Services - Asheville								
Chloride	**80.7**	mg/L	1.0	0.60	1		02/13/24 05:23	16887-00-6	

REPORT OF LABORATORY ANALYSIS

This report shall not be reproduced, except in full,
without the written consent of Pace Analytical Services, LLC.

Pace Analytical Services, LLC
9800 Kincey Ave. Suite 100
Huntersville, NC 28078
(704)875-9092

ANALYTICAL RESULTS

Project: Bowen AP-1
Pace Project No.: 92711015

Sample: BOW-BGWC-42D **Lab ID: 92711015046** Collected: 02/07/24 16:01 Received: 02/09/24 12:47 Matrix: Water

Parameters	Results	Units	Report Limit	MDL	DF	Prepared	Analyzed	CAS No.	Qual
300.0 IC Anions 28 Days	Analytical Method: EPA 300.0 Rev 2.1 1993 Pace Analytical Services - Asheville								
Fluoride	**0.50**	mg/L	0.10	0.050	1		02/13/24 05:23	16984-48-8	
Sulfate	**109**	mg/L	2.0	1.0	2		02/13/24 13:54	14808-79-8	

REPORT OF LABORATORY ANALYSIS

This report shall not be reproduced, except in full,
without the written consent of Pace Analytical Services, LLC.

Pace Analytical Services, LLC
9800 Kincey Ave. Suite 100
Huntersville, NC 28078
(704)875-9092

ANALYTICAL RESULTS

Project: Bowen AP-1
Pace Project No.: 92711015

Sample: BOW-BGWC-39 **Lab ID: 92711015047** Collected: 02/08/24 10:50 Received: 02/09/24 12:47 Matrix: Water

Parameters	Results	Units	Report Limit	MDL	DF	Prepared	Analyzed	CAS No.	Qual
6010D ATL ICP	Analytical Method: EPA 6010D Preparation Method: EPA 3010A Pace Analytical Services - Peachtree Corners, GA								
Sodium	**17.3**	mg/L	1.0	0.58	1	02/10/24 11:28	02/23/24 16:54	7440-23-5	
Iron	**0.026J**	mg/L	0.040	0.025	1	02/10/24 11:28	02/26/24 12:14	7439-89-6	
Potassium	**8.0**	mg/L	0.50	0.15	1	02/10/24 11:28	02/26/24 12:14	7440-09-7	
Calcium	**264**	mg/L	1.0	0.12	1	02/10/24 11:28	02/26/24 12:14	7440-70-2	
Manganese	**0.048**	mg/L	0.040	0.011	1	02/10/24 11:28	02/21/24 20:40	7439-96-5	
Magnesium	**46.8**	mg/L	0.050	0.012	1	02/10/24 11:28	02/21/24 20:40	7439-95-4	
6020 MET ICPMS	Analytical Method: EPA 6020B Preparation Method: EPA 3005A Pace Analytical Services - Peachtree Corners, GA								
Antimony	ND	mg/L	0.0030	0.00054	1	02/10/24 10:55	02/16/24 17:17	7440-36-0	
Arsenic	**0.0012J**	mg/L	0.0050	0.00084	1	02/10/24 10:55	02/16/24 17:17	7440-38-2	
Barium	**0.043**	mg/L	0.0050	0.00047	1	02/10/24 10:55	02/16/24 17:17	7440-39-3	
Beryllium	ND	mg/L	0.00050	0.000094	1	02/10/24 10:55	02/16/24 17:17	7440-41-7	
Boron	**7.4**	mg/L	0.040	0.012	1	02/10/24 10:55	02/16/24 17:17	7440-42-8	
Cadmium	ND	mg/L	0.00050	0.00010	1	02/10/24 10:55	02/16/24 17:17	7440-43-9	
Chromium	ND	mg/L	0.0050	0.0019	1	02/10/24 10:55	02/16/24 17:17	7440-47-3	
Cobalt	ND	mg/L	0.0050	0.00032	1	02/10/24 10:55	02/16/24 17:17	7440-48-4	
Lead	ND	mg/L	0.0010	0.00016	1	02/10/24 10:55	02/16/24 17:17	7439-92-1	
Lithium	**0.0048J**	mg/L	0.030	0.0016	1	02/10/24 10:55	02/16/24 17:17	7439-93-2	
Molybdenum	**0.0036J**	mg/L	0.010	0.00062	1	02/10/24 10:55	02/16/24 17:17	7439-98-7	
Selenium	ND	mg/L	0.0050	0.00096	1	02/10/24 10:55	02/16/24 17:17	7782-49-2	
Thallium	ND	mg/L	0.0010	0.00038	1	02/10/24 10:55	02/16/24 17:17	7440-28-0	
7470 Mercury	Analytical Method: EPA 7470A Preparation Method: EPA 7470A Pace Analytical Services - Peachtree Corners, GA								
Mercury	ND	mg/L	0.00020	0.00013	1	02/20/24 07:30	02/20/24 13:40	7439-97-6	
2320B Alkalinity	Analytical Method: SM 2320B-2011 Pace Analytical Services - Asheville								
Alkalinity,Bicarbonate (CaCO3)	**188**	mg/L	5.0	5.0	1		02/15/24 15:03		
Alkalinity,Carbonate (CaCO3)	ND	mg/L	5.0	5.0	1		02/15/24 15:03		
Alkalinity, Total as CaCO3	**188**	mg/L	5.0	5.0	1		02/15/24 15:03		
2540C Total Dissolved Solids	Analytical Method: SM 2540C-2015 Pace Analytical Services - Asheville								
Total Dissolved Solids	**1250**	mg/L	50.0	50.0	1		02/15/24 10:03		
4500S2D Sulfide Water	Analytical Method: SM 4500-S2D-2011 Pace Analytical Services - Asheville								
Sulfide	ND	mg/L	0.10	0.022	1		02/13/24 03:21	18496-25-8	
300.0 IC Anions 28 Days	Analytical Method: EPA 300.0 Rev 2.1 1993 Pace Analytical Services - Asheville								
Chloride	**284**	mg/L	6.0	3.6	6		02/13/24 14:09	16887-00-6	

REPORT OF LABORATORY ANALYSIS

This report shall not be reproduced, except in full,
without the written consent of Pace Analytical Services, LLC.

Pace Analytical Services, LLC
9800 Kincey Ave. Suite 100
Huntersville, NC 28078
(704)875-9092

ANALYTICAL RESULTS

Project: Bowen AP-1
Pace Project No.: 92711015

Sample: BOW-BGWC-39 **Lab ID: 92711015047** Collected: 02/08/24 10:50 Received: 02/09/24 12:47 Matrix: Water

Parameters	Results	Units	Report Limit	MDL	DF	Prepared	Analyzed	CAS No.	Qual
300.0 IC Anions 28 Days	Analytical Method: EPA 300.0 Rev 2.1 1993 Pace Analytical Services - Asheville								
Fluoride	**0.10**	mg/L	0.10	0.050	1		02/13/24 05:38	16984-48-8	
Sulfate	**282**	mg/L	6.0	3.0	6		02/13/24 14:09	14808-79-8	

REPORT OF LABORATORY ANALYSIS

This report shall not be reproduced, except in full,
without the written consent of Pace Analytical Services, LLC.

Pace Analytical Services, LLC
9800 Kincey Ave. Suite 100
Huntersville, NC 28078
(704)875-9092

ANALYTICAL RESULTS

Project: Bowen AP-1
Pace Project No.: 92711015

Sample: BOW-AP1-FD-04 **Lab ID: 92711015048** Collected: 02/07/24 00:00 Received: 02/09/24 12:47 Matrix: Water

Parameters	Results	Units	Report Limit	MDL	DF	Prepared	Analyzed	CAS No.	Qual
6010D ATL ICP	Analytical Method: EPA 6010D Preparation Method: EPA 3010A Pace Analytical Services - Peachtree Corners, GA								
Iron	**0.73**	mg/L	0.040	0.025	1	02/10/24 11:28	02/21/24 21:40	7439-89-6	
Manganese	**0.027J**	mg/L	0.040	0.011	1	02/10/24 11:28	02/21/24 21:40	7439-96-5	
Magnesium	**106**	mg/L	0.050	0.012	1	02/10/24 11:28	02/21/24 21:40	7439-95-4	
Potassium	**2.1J**	mg/L	2.5	0.76	5	02/10/24 11:28	02/25/24 20:04	7440-09-7	D3
Calcium	**232**	mg/L	5.0	0.61	5	02/10/24 11:28	02/25/24 20:04	7440-70-2	
Sodium	**24.5**	mg/L	5.0	2.9	5	02/10/24 11:28	02/23/24 16:59	7440-23-5	
6020 MET ICPMS	Analytical Method: EPA 6020B Preparation Method: EPA 3005A Pace Analytical Services - Peachtree Corners, GA								
Antimony	ND	mg/L	0.0030	0.00054	1	02/10/24 10:55	02/16/24 17:20	7440-36-0	
Arsenic	**0.0026J**	mg/L	0.0050	0.00084	1	02/10/24 10:55	02/16/24 17:20	7440-38-2	
Barium	**0.071**	mg/L	0.0050	0.00047	1	02/10/24 10:55	02/16/24 17:20	7440-39-3	
Beryllium	ND	mg/L	0.00050	0.000094	1	02/10/24 10:55	02/16/24 17:20	7440-41-7	
Boron	**1.8**	mg/L	0.040	0.012	1	02/10/24 10:55	02/16/24 17:20	7440-42-8	
Cadmium	ND	mg/L	0.00050	0.00010	1	02/10/24 10:55	02/16/24 17:20	7440-43-9	
Chromium	ND	mg/L	0.0050	0.0019	1	02/10/24 10:55	02/16/24 17:20	7440-47-3	
Cobalt	**0.00042J**	mg/L	0.0050	0.00032	1	02/10/24 10:55	02/16/24 17:20	7440-48-4	
Lead	ND	mg/L	0.0010	0.00016	1	02/10/24 10:55	02/16/24 17:20	7439-92-1	
Lithium	**0.0022J**	mg/L	0.030	0.0016	1	02/10/24 10:55	02/16/24 17:20	7439-93-2	
Molybdenum	**0.0079J**	mg/L	0.010	0.00062	1	02/10/24 10:55	02/16/24 17:20	7439-98-7	
Selenium	ND	mg/L	0.0050	0.00096	1	02/10/24 10:55	02/16/24 17:20	7782-49-2	
Thallium	ND	mg/L	0.0010	0.00038	1	02/10/24 10:55	02/16/24 17:20	7440-28-0	
7470 Mercury	Analytical Method: EPA 7470A Preparation Method: EPA 7470A Pace Analytical Services - Peachtree Corners, GA								
Mercury	ND	mg/L	0.00020	0.00013	1	02/20/24 07:30	02/20/24 13:43	7439-97-6	
2320B Alkalinity	Analytical Method: SM 2320B-2011 Pace Analytical Services - Asheville								
Alkalinity,Bicarbonate (CaCO3)	**115**	mg/L	5.0	5.0	1		02/14/24 17:48		
Alkalinity,Carbonate (CaCO3)	ND	mg/L	5.0	5.0	1		02/14/24 17:48		
Alkalinity, Total as CaCO3	**115**	mg/L	5.0	5.0	1		02/14/24 17:48		
2540C Total Dissolved Solids	Analytical Method: SM 2540C-2015 Pace Analytical Services - Asheville								
Total Dissolved Solids	**1470**	mg/L	50.0	50.0	1		02/14/24 12:17		
4500S2D Sulfide Water	Analytical Method: SM 4500-S2D-2011 Pace Analytical Services - Asheville								
Sulfide	ND	mg/L	0.10	0.022	1		02/13/24 02:45	18496-25-8	M1
300.0 IC Anions 28 Days	Analytical Method: EPA 300.0 Rev 2.1 1993 Pace Analytical Services - Asheville								
Chloride	**408**	mg/L	9.0	5.4	9		02/13/24 14:24	16887-00-6	

REPORT OF LABORATORY ANALYSIS

This report shall not be reproduced, except in full,
without the written consent of Pace Analytical Services, LLC.

Pace Analytical Services, LLC
9800 Kincey Ave. Suite 100
Huntersville, NC 28078
(704)875-9092

ANALYTICAL RESULTS

Project: Bowen AP-1
Pace Project No.: 92711015

Sample: BOW-AP1-FD-04 **Lab ID: 92711015048** Collected: 02/07/24 00:00 Received: 02/09/24 12:47 Matrix: Water

Parameters	Results	Units	Report Limit	MDL	DF	Prepared	Analyzed	CAS No.	Qual
300.0 IC Anions 28 Days	Analytical Method: EPA 300.0 Rev 2.1 1993 Pace Analytical Services - Asheville								
Fluoride	**0.064J**	mg/L	0.10	0.050	1		02/13/24 05:54	16984-48-8	
Sulfate	**330**	mg/L	9.0	4.5	9		02/13/24 14:24	14808-79-8	

REPORT OF LABORATORY ANALYSIS

This report shall not be reproduced, except in full,
without the written consent of Pace Analytical Services, LLC.

Pace Analytical Services, LLC
9800 Kincey Ave. Suite 100
Huntersville, NC 28078
(704)875-9092

ANALYTICAL RESULTS

Project: Bowen AP-1
Pace Project No.: 92711015

Sample: BOW-AP1-FB-04 **Lab ID: 92711015049** Collected: 02/07/24 14:34 Received: 02/09/24 12:47 Matrix: Water

Parameters	Results	Units	Report Limit	MDL	DF	Prepared	Analyzed	CAS No.	Qual
6010D ATL ICP	Analytical Method: EPA 6010D Preparation Method: EPA 3010A Pace Analytical Services - Peachtree Corners, GA								
Sodium	ND	mg/L	1.0	0.58	1	02/10/24 11:28	02/23/24 17:04	7440-23-5	
Potassium	ND	mg/L	0.50	0.15	1	02/10/24 11:28	02/25/24 20:09	7440-09-7	
Iron	ND	mg/L	0.040	0.025	1	02/10/24 11:28	02/21/24 21:45	7439-89-6	
Manganese	ND	mg/L	0.040	0.011	1	02/10/24 11:28	02/21/24 21:45	7439-96-5	
Calcium	ND	mg/L	1.0	0.12	1	02/10/24 11:28	02/21/24 21:45	7440-70-2	
Magnesium	**0.013J**	mg/L	0.050	0.012	1	02/10/24 11:28	02/21/24 21:45	7439-95-4	
6020 MET ICPMS	Analytical Method: EPA 6020B Preparation Method: EPA 3005A Pace Analytical Services - Peachtree Corners, GA								
Antimony	ND	mg/L	0.0030	0.00054	1	02/10/24 10:55	02/16/24 17:57	7440-36-0	
Arsenic	ND	mg/L	0.0050	0.00084	1	02/10/24 10:55	02/16/24 17:57	7440-38-2	
Barium	ND	mg/L	0.0050	0.00047	1	02/10/24 10:55	02/16/24 17:57	7440-39-3	
Beryllium	ND	mg/L	0.00050	0.000094	1	02/10/24 10:55	02/16/24 17:57	7440-41-7	
Boron	ND	mg/L	0.040	0.012	1	02/10/24 10:55	02/16/24 17:57	7440-42-8	
Cadmium	ND	mg/L	0.00050	0.00010	1	02/10/24 10:55	02/16/24 17:57	7440-43-9	
Chromium	ND	mg/L	0.0050	0.0019	1	02/10/24 10:55	02/16/24 17:57	7440-47-3	
Cobalt	ND	mg/L	0.0050	0.00032	1	02/10/24 10:55	02/16/24 17:57	7440-48-4	
Lead	ND	mg/L	0.0010	0.00016	1	02/10/24 10:55	02/16/24 17:57	7439-92-1	
Lithium	ND	mg/L	0.030	0.0016	1	02/10/24 10:55	02/16/24 17:57	7439-93-2	
Molybdenum	ND	mg/L	0.010	0.00062	1	02/10/24 10:55	02/16/24 17:57	7439-98-7	
Selenium	ND	mg/L	0.0050	0.00096	1	02/10/24 10:55	02/16/24 17:57	7782-49-2	
Thallium	ND	mg/L	0.0010	0.00038	1	02/10/24 10:55	02/16/24 17:57	7440-28-0	
7470 Mercury	Analytical Method: EPA 7470A Preparation Method: EPA 7470A Pace Analytical Services - Peachtree Corners, GA								
Mercury	ND	mg/L	0.00020	0.00013	1	02/20/24 07:30	02/20/24 13:45	7439-97-6	
2320B Alkalinity	Analytical Method: SM 2320B-2011 Pace Analytical Services - Asheville								
Alkalinity,Bicarbonate (CaCO3)	ND	mg/L	5.0	5.0	1		02/14/24 18:14		
Alkalinity,Carbonate (CaCO3)	ND	mg/L	5.0	5.0	1		02/14/24 18:14		
Alkalinity, Total as CaCO3	ND	mg/L	5.0	5.0	1		02/14/24 18:14		
2540C Total Dissolved Solids	Analytical Method: SM 2540C-2015 Pace Analytical Services - Asheville								
Total Dissolved Solids	ND	mg/L	25.0	25.0	1		02/14/24 12:17		
4500S2D Sulfide Water	Analytical Method: SM 4500-S2D-2011 Pace Analytical Services - Asheville								
Sulfide	ND	mg/L	0.10	0.022	1		02/13/24 02:47	18496-25-8	
300.0 IC Anions 28 Days	Analytical Method: EPA 300.0 Rev 2.1 1993 Pace Analytical Services - Asheville								
Chloride	ND	mg/L	1.0	0.60	1		02/13/24 00:58	16887-00-6	

REPORT OF LABORATORY ANALYSIS

This report shall not be reproduced, except in full,
without the written consent of Pace Analytical Services, LLC.

Pace Analytical Services, LLC
9800 Kincey Ave. Suite 100
Huntersville, NC 28078
(704)875-9092

ANALYTICAL RESULTS

Project: Bowen AP-1
Pace Project No.: 92711015

Sample: BOW-AP1-FB-04 **Lab ID: 92711015049** Collected: 02/07/24 14:34 Received: 02/09/24 12:47 Matrix: Water

Parameters	Results	Units	Report Limit	MDL	DF	Prepared	Analyzed	CAS No.	Qual
300.0 IC Anions 28 Days	Analytical Method: EPA 300.0 Rev 2.1 1993 Pace Analytical Services - Asheville								
Fluoride	ND	mg/L	0.10	0.050	1		02/13/24 00:58	16984-48-8	
Sulfate	ND	mg/L	1.0	0.50	1		02/13/24 00:58	14808-79-8	

REPORT OF LABORATORY ANALYSIS

This report shall not be reproduced, except in full,
without the written consent of Pace Analytical Services, LLC.

Pace Analytical Services, LLC
9800 Kincey Ave. Suite 100
Huntersville, NC 28078
(704)875-9092

ANALYTICAL RESULTS

Project: Bowen AP-1
Pace Project No.: 92711015

Sample: BOW-AP1-EB-02 **Lab ID: 92711015050** Collected: 02/08/24 14:55 Received: 02/09/24 12:47 Matrix: Water

Parameters	Results	Units	Report Limit	MDL	DF	Prepared	Analyzed	CAS No.	Qual
6010D ATL ICP	Analytical Method: EPA 6010D Preparation Method: EPA 3010A Pace Analytical Services - Peachtree Corners, GA								
Potassium	ND	mg/L	0.50	0.15	1	02/10/24 11:28	02/25/24 20:13	7440-09-7	
Sodium	ND	mg/L	1.0	0.58	1	02/10/24 11:28	02/23/24 17:09	7440-23-5	
Iron	ND	mg/L	0.040	0.025	1	02/10/24 11:28	02/21/24 21:49	7439-89-6	
Manganese	ND	mg/L	0.040	0.011	1	02/10/24 11:28	02/21/24 21:49	7439-96-5	
Calcium	ND	mg/L	1.0	0.12	1	02/10/24 11:28	02/21/24 21:49	7440-70-2	
Magnesium	ND	mg/L	0.050	0.012	1	02/10/24 11:28	02/21/24 21:49	7439-95-4	
6020 MET ICPMS	Analytical Method: EPA 6020B Preparation Method: EPA 3005A Pace Analytical Services - Peachtree Corners, GA								
Antimony	ND	mg/L	0.0030	0.00054	1	02/10/24 10:55	02/16/24 18:01	7440-36-0	
Arsenic	ND	mg/L	0.0050	0.00084	1	02/10/24 10:55	02/16/24 18:01	7440-38-2	
Barium	ND	mg/L	0.0050	0.00047	1	02/10/24 10:55	02/16/24 18:01	7440-39-3	
Beryllium	ND	mg/L	0.00050	0.000094	1	02/10/24 10:55	02/16/24 18:01	7440-41-7	
Boron	ND	mg/L	0.040	0.012	1	02/10/24 10:55	02/16/24 18:01	7440-42-8	
Cadmium	ND	mg/L	0.00050	0.00010	1	02/10/24 10:55	02/16/24 18:01	7440-43-9	
Chromium	ND	mg/L	0.0050	0.0019	1	02/10/24 10:55	02/16/24 18:01	7440-47-3	
Cobalt	ND	mg/L	0.0050	0.00032	1	02/10/24 10:55	02/16/24 18:01	7440-48-4	
Lead	ND	mg/L	0.0010	0.00016	1	02/10/24 10:55	02/16/24 18:01	7439-92-1	
Lithium	ND	mg/L	0.030	0.0016	1	02/10/24 10:55	02/16/24 18:01	7439-93-2	
Molybdenum	ND	mg/L	0.010	0.00062	1	02/10/24 10:55	02/16/24 18:01	7439-98-7	
Selenium	ND	mg/L	0.0050	0.00096	1	02/10/24 10:55	02/16/24 18:01	7782-49-2	
Thallium	ND	mg/L	0.0010	0.00038	1	02/10/24 10:55	02/16/24 18:01	7440-28-0	
7470 Mercury	Analytical Method: EPA 7470A Preparation Method: EPA 7470A Pace Analytical Services - Peachtree Corners, GA								
Mercury	ND	mg/L	0.00020	0.00013	1	02/20/24 07:30	02/20/24 13:48	7439-97-6	
2320B Alkalinity	Analytical Method: SM 2320B-2011 Pace Analytical Services - Asheville								
Alkalinity,Bicarbonate (CaCO3)	ND	mg/L	5.0	5.0	1		02/15/24 15:15		
Alkalinity,Carbonate (CaCO3)	ND	mg/L	5.0	5.0	1		02/15/24 15:15		
Alkalinity, Total as CaCO3	ND	mg/L	5.0	5.0	1		02/15/24 15:15		
2540C Total Dissolved Solids	Analytical Method: SM 2540C-2015 Pace Analytical Services - Asheville								
Total Dissolved Solids	ND	mg/L	25.0	25.0	1		02/15/24 10:03		
4500S2D Sulfide Water	Analytical Method: SM 4500-S2D-2011 Pace Analytical Services - Asheville								
Sulfide	ND	mg/L	0.10	0.022	1		02/13/24 03:22	18496-25-8	
300.0 IC Anions 28 Days	Analytical Method: EPA 300.0 Rev 2.1 1993 Pace Analytical Services - Asheville								
Chloride	ND	mg/L	1.0	0.60	1		02/13/24 01:44	16887-00-6	

REPORT OF LABORATORY ANALYSIS

This report shall not be reproduced, except in full,
without the written consent of Pace Analytical Services, LLC.

Pace Analytical Services, LLC
9800 Kincey Ave. Suite 100
Huntersville, NC 28078
(704)875-9092

ANALYTICAL RESULTS

Project: Bowen AP-1
Pace Project No.: 92711015

Sample: BOW-AP1-EB-02 **Lab ID: 92711015050** Collected: 02/08/24 14:55 Received: 02/09/24 12:47 Matrix: Water

Parameters	Results	Units	Report Limit	MDL	DF	Prepared	Analyzed	CAS No.	Qual
300.0 IC Anions 28 Days	Analytical Method: EPA 300.0 Rev 2.1 1993 Pace Analytical Services - Asheville								
Fluoride	ND	mg/L	0.10	0.050	1		02/13/24 01:44	16984-48-8	
Sulfate	ND	mg/L	1.0	0.50	1		02/13/24 01:44	14808-79-8	

REPORT OF LABORATORY ANALYSIS

This report shall not be reproduced, except in full,
without the written consent of Pace Analytical Services, LLC.

Pace Analytical Services, LLC
9800 Kincey Ave. Suite 100
Huntersville, NC 28078
(704)875-9092

QUALITY CONTROL DATA

Project: Bowen AP-1
Pace Project No.: 92711015

QC Batch: 829488
QC Batch Method: EPA 3010A
Analysis Method: EPA 6010D
Analysis Description: 6010D ATL
Laboratory: Pace Analytical Services - Peachtree Corners, GA
Associated Lab Samples: 92711015001, 92711015002, 92711015003, 92711015004, 92711015005, 92711015006

METHOD BLANK: 4287316 Matrix: Water
Associated Lab Samples: 92711015001, 92711015002, 92711015003, 92711015004, 92711015005, 92711015006

Parameter	Units	Blank Result	Reporting Limit	MDL	Analyzed	Qualifiers
Calcium	mg/L	ND	1.0	0.12	02/06/24 01:47	
Iron	mg/L	ND	0.040	0.025	02/06/24 01:47	
Magnesium	mg/L	ND	0.050	0.012	02/06/24 01:47	
Manganese	mg/L	ND	0.040	0.011	02/06/24 01:47	
Potassium	mg/L	ND	0.50	0.15	02/06/24 01:47	
Sodium	mg/L	ND	1.0	0.58	02/06/24 01:47	

LABORATORY CONTROL SAMPLE: 4287317

Parameter	Units	Spike Conc.	LCS Result	LCS % Rec	% Rec Limits	Qualifiers
Calcium	mg/L	1	0.92J	92	80-120	
Iron	mg/L	1	0.98	98	80-120	
Magnesium	mg/L	1	0.99	99	80-120	
Manganese	mg/L	1	0.99	99	80-120	
Potassium	mg/L	1	0.99	99	80-120	
Sodium	mg/L	1	1.1	110	80-120	

MATRIX SPIKE & MATRIX SPIKE DUPLICATE: 4287318 4287319

Parameter	Units	92710944002 Result	MS Spike Conc.	MSD Spike Conc.	MS Result	MSD Result	MS % Rec	MSD % Rec	% Rec Limits	RPD	Max RPD	Qual
Calcium	mg/L	140	1	1	137	137	-336	-322	75-125	0	20	M1
Iron	mg/L	ND	1	1	0.90	0.86	90	86	75-125	5	20	
Magnesium	mg/L	26.0	1	1	26.3	26.2	34	26	75-125	0	20	M1
Manganese	mg/L	20.6	1	1	20.8	21.0	24	42	75-125	1	20	M1
Potassium	mg/L	6.6	1	1	7.5	7.5	86	90	75-125	0	20	
Sodium	mg/L	29.2	1	1	30.2	30.2	95	93	75-125	0	20	

Results presented on this page are in the units indicated by the "Units" column except where an alternate unit is presented to the right of the result.

REPORT OF LABORATORY ANALYSIS

This report shall not be reproduced, except in full,
without the written consent of Pace Analytical Services, LLC.

Pace Analytical Services, LLC
9800 Kincey Ave. Suite 100
Huntersville, NC 28078
(704)875-9092

QUALITY CONTROL DATA

Project: Bowen AP-1
Pace Project No.: 92711015

QC Batch: 829905
QC Batch Method: EPA 3010A
Analysis Method: EPA 6010D
Analysis Description: 6010D ATL
Laboratory: Pace Analytical Services - Peachtree Corners, GA
Associated Lab Samples: 92711015007, 92711015008, 92711015009, 92711015010, 92711015011, 92711015012, 92711015013, 92711015014, 92711015015, 92711015016, 92711015017, 92711015018, 92711015019

METHOD BLANK: 4289491 Matrix: Water
Associated Lab Samples: 92711015007, 92711015008, 92711015009, 92711015010, 92711015011, 92711015012, 92711015013, 92711015014, 92711015015, 92711015016, 92711015017, 92711015018, 92711015019

Parameter	Units	Blank Result	Reporting Limit	MDL	Analyzed	Qualifiers
Calcium	mg/L	ND	1.0	0.12	02/08/24 00:50	
Iron	mg/L	ND	0.040	0.025	02/18/24 20:39	
Magnesium	mg/L	ND	0.050	0.012	02/08/24 00:50	
Manganese	mg/L	ND	0.040	0.011	02/08/24 00:50	
Potassium	mg/L	ND	0.50	0.15	02/08/24 00:50	
Sodium	mg/L	ND	1.0	0.58	02/08/24 00:50	

LABORATORY CONTROL SAMPLE: 4289492

Parameter	Units	Spike Conc.	LCS Result	LCS % Rec	% Rec Limits	Qualifiers
Calcium	mg/L	1	0.92J	92	80-120	
Iron	mg/L	1	0.99	99	80-120	
Magnesium	mg/L	1	0.91	91	80-120	
Manganese	mg/L	1	0.98	98	80-120	
Potassium	mg/L	1	1.1	111	80-120	
Sodium	mg/L	1	1.1	111	80-120	

MATRIX SPIKE & MATRIX SPIKE DUPLICATE: 4289493 4289494

Parameter	Units	92711015007 Result	MS Spike Conc.	MSD Spike Conc.	MS Result	MSD Result	MS % Rec	MSD % Rec	% Rec Limits	RPD	Max RPD	Qual
Calcium	mg/L	102	1	1	99.0	103	-253	156	75-125	4	20	M1
Iron	mg/L	0.093	1	1	1.1	1.1	99	97	75-125	2	20	
Magnesium	mg/L	19.7	1	1	19.9	20.7	24	104	75-125	4	20	M1
Manganese	mg/L	ND	1	1	0.97	1.0	96	99	75-125	4	20	
Potassium	mg/L	1.5	1	1	2.6	2.5	108	105	75-125	1	20	
Sodium	mg/L	5.3	1	1	6.3	6.4	102	115	75-125	2	20	

Results presented on this page are in the units indicated by the "Units" column except where an alternate unit is presented to the right of the result.

REPORT OF LABORATORY ANALYSIS

This report shall not be reproduced, except in full,
without the written consent of Pace Analytical Services, LLC.

Pace Analytical Services, LLC
9800 Kincey Ave. Suite 100
Huntersville, NC 28078
(704)875-9092

QUALITY CONTROL DATA

Project: Bowen AP-1
Pace Project No.: 92711015

QC Batch: 831118
QC Batch Method: EPA 3010A
Analysis Method: EPA 6010D
Analysis Description: 6010D ATL
Laboratory: Pace Analytical Services - Peachtree Corners, GA
Associated Lab Samples: 92711015020, 92711015021, 92711015022, 92711015023, 92711015024, 92711015025, 92711015026, 92711015027, 92711015028, 92711015029, 92711015030, 92711015031, 92711015032, 92711015033

METHOD BLANK: 4295564 Matrix: Water
Associated Lab Samples: 92711015020, 92711015021, 92711015022, 92711015023, 92711015024, 92711015025, 92711015026, 92711015027, 92711015028, 92711015029, 92711015030, 92711015031, 92711015032, 92711015033

Parameter	Units	Blank Result	Reporting Limit	MDL	Analyzed	Qualifiers
Calcium	mg/L	ND	1.0	0.12	02/19/24 19:27	
Iron	mg/L	ND	0.040	0.025	02/19/24 19:27	
Magnesium	mg/L	ND	0.050	0.012	02/19/24 19:27	
Manganese	mg/L	ND	0.040	0.011	02/19/24 19:27	
Potassium	mg/L	ND	0.50	0.15	02/20/24 16:14	
Sodium	mg/L	ND	1.0	0.58	02/19/24 19:27	

LABORATORY CONTROL SAMPLE: 4295565

Parameter	Units	Spike Conc.	LCS Result	LCS % Rec	% Rec Limits	Qualifiers
Calcium	mg/L	1	1.0	102	80-120	
Iron	mg/L	1	0.99	99	80-120	
Magnesium	mg/L	1	1.0	103	80-120	
Manganese	mg/L	1	0.97	97	80-120	
Potassium	mg/L	1	1.0	101	80-120	
Sodium	mg/L	1	1.0	104	80-120	

MATRIX SPIKE & MATRIX SPIKE DUPLICATE: 4295566 4295567

Parameter	Units	92711015025 Result	MS Spike Conc.	MSD Spike Conc.	MS Result	MSD Result	MS % Rec	MSD % Rec	% Rec Limits	RPD	Max RPD	Qual
Calcium	mg/L	45.9	1	1	46.2	46.1	28	23	75-125	0	20	M1
Iron	mg/L	0.39	1	1	1.4	1.4	98	100	75-125	1	20	
Magnesium	mg/L	26.0	1	1	26.8	26.9	77	87	75-125	0	20	
Manganese	mg/L	0.067	1	1	1.0	1.0	94	96	75-125	2	20	
Potassium	mg/L	1.6	1	1	2.6	2.5	96	91	75-125	2	20	
Sodium	mg/L	2.4	1	1	3.3	3.4	97	103	75-125	2	20	

Results presented on this page are in the units indicated by the "Units" column except where an alternate unit is presented to the right of the result.

REPORT OF LABORATORY ANALYSIS

This report shall not be reproduced, except in full,
without the written consent of Pace Analytical Services, LLC.

Pace Analytical Services, LLC
9800 Kincey Ave. Suite 100
Huntersville, NC 28078
(704)875-9092

QUALITY CONTROL DATA

Project: Bowen AP-1
Pace Project No.: 92711015

QC Batch: 831549
QC Batch Method: EPA 3010A
Analysis Method: EPA 6010D
Analysis Description: 6010D ATL
Laboratory: Pace Analytical Services - Peachtree Corners, GA
Associated Lab Samples: 92711015034, 92711015035, 92711015036, 92711015037, 92711015038, 92711015039, 92711015040, 92711015041, 92711015042, 92711015043, 92711015044, 92711015045, 92711015046, 92711015047, 92711015048, 92711015049, 92711015050

METHOD BLANK: 4297598 Matrix: Water
Associated Lab Samples: 92711015034, 92711015035, 92711015036, 92711015037, 92711015038, 92711015039, 92711015040, 92711015041, 92711015042, 92711015043, 92711015044, 92711015045, 92711015046, 92711015047, 92711015048, 92711015049, 92711015050

Parameter	Units	Blank Result	Reporting Limit	MDL	Analyzed	Qualifiers
Calcium	mg/L	ND	1.0	0.12	02/21/24 19:04	
Iron	mg/L	ND	0.040	0.025	02/21/24 19:04	
Magnesium	mg/L	ND	0.050	0.012	02/21/24 19:04	
Manganese	mg/L	ND	0.040	0.011	02/21/24 19:04	
Potassium	mg/L	ND	0.50	0.15	02/21/24 19:04	
Sodium	mg/L	ND	1.0	0.58	02/21/24 19:04	

LABORATORY CONTROL SAMPLE: 4297599

Parameter	Units	Spike Conc.	LCS Result	LCS % Rec	% Rec Limits	Qualifiers
Calcium	mg/L	1	1.0J	100	80-120	
Iron	mg/L	1	0.99	99	80-120	
Magnesium	mg/L	1	1.0	100	80-120	
Manganese	mg/L	1	0.96	96	80-120	
Potassium	mg/L	1	0.93	93	80-120	
Sodium	mg/L	1	1.0	101	80-120	

MATRIX SPIKE & MATRIX SPIKE DUPLICATE: 4297600 4297601

Parameter	Units	92711015037 Result	MS Spike Conc.	MSD Spike Conc.	MS Result	MSD Result	MS % Rec	MSD % Rec	% Rec Limits	RPD	Max RPD	Qual
Calcium	mg/L	347	1	1	347	362	31	1550	75-125	4	20	M1
Iron	mg/L	0.17J	1	1	1.3	1.3	110	112	75-125	2	20	
Magnesium	mg/L	94.1	1	1	94.8	98.1	69	396	75-125	3	20	M1
Manganese	mg/L	0.24	1	1	1.2	1.2	93	98	75-125	4	20	
Potassium	mg/L	7.3	1	1	8.3	8.8	104	152	75-125	6	20	M1
Sodium	mg/L	27.7	1	1	29.1	30.6	145	299	75-125	5	20	M1

Results presented on this page are in the units indicated by the "Units" column except where an alternate unit is presented to the right of the result.

REPORT OF LABORATORY ANALYSIS

This report shall not be reproduced, except in full,
without the written consent of Pace Analytical Services, LLC.

Pace Analytical Services, LLC
9800 Kincey Ave. Suite 100
Huntersville, NC 28078
(704)875-9092

QUALITY CONTROL DATA

Project: Bowen AP-1
Pace Project No.: 92711015

QC Batch: 829375
QC Batch Method: EPA 3005A
Analysis Method: EPA 6020B
Analysis Description: 6020 MET
Laboratory: Pace Analytical Services - Peachtree Corners, GA
Associated Lab Samples: 92711015001, 92711015002, 92711015003, 92711015004, 92711015005, 92711015006

METHOD BLANK: 4286816 Matrix: Water
Associated Lab Samples: 92711015001, 92711015002, 92711015003, 92711015004, 92711015005, 92711015006

Parameter	Units	Blank Result	Reporting Limit	MDL	Analyzed	Qualifiers
Antimony	mg/L	ND	0.0030	0.00054	02/01/24 18:49	
Arsenic	mg/L	ND	0.0050	0.00084	02/01/24 18:49	
Barium	mg/L	ND	0.0050	0.00047	02/01/24 18:49	
Beryllium	mg/L	ND	0.00050	0.000094	02/01/24 18:49	
Boron	mg/L	ND	0.040	0.012	02/01/24 18:49	
Cadmium	mg/L	ND	0.00050	0.00010	02/01/24 18:49	
Chromium	mg/L	ND	0.0050	0.0019	02/01/24 18:49	
Cobalt	mg/L	ND	0.0050	0.00032	02/01/24 18:49	
Lead	mg/L	ND	0.0010	0.00016	02/01/24 18:49	
Lithium	mg/L	ND	0.030	0.0016	02/01/24 18:49	
Molybdenum	mg/L	ND	0.010	0.00062	02/01/24 18:49	
Selenium	mg/L	ND	0.0050	0.00096	02/01/24 18:49	
Thallium	mg/L	ND	0.0010	0.00038	02/01/24 18:49	

LABORATORY CONTROL SAMPLE: 4286817

Parameter	Units	Spike Conc.	LCS Result	LCS % Rec	% Rec Limits	Qualifiers
Antimony	mg/L	0.1	0.10	104	80-120	
Arsenic	mg/L	0.1	0.095	95	80-120	
Barium	mg/L	0.1	0.097	97	80-120	
Beryllium	mg/L	0.1	0.094	94	80-120	
Boron	mg/L	1	0.92	92	80-120	
Cadmium	mg/L	0.1	0.096	96	80-120	
Chromium	mg/L	0.1	0.092	92	80-120	
Cobalt	mg/L	0.1	0.091	91	80-120	
Lead	mg/L	0.1	0.095	95	80-120	
Lithium	mg/L	0.1	0.10	100	80-120	
Molybdenum	mg/L	0.1	0.10	101	80-120	
Selenium	mg/L	0.1	0.096	96	80-120	
Thallium	mg/L	0.1	0.094	94	80-120	

MATRIX SPIKE & MATRIX SPIKE DUPLICATE: 4286818 4286819

Parameter	Units	92711015001 Result	MS Spike Conc.	MSD Spike Conc.	MS Result	MSD Result	MS % Rec	MSD % Rec	% Rec Limits	RPD	Max RPD	Qual
Antimony	mg/L	ND	0.1	0.1	0.11	0.10	105	103	75-125	2	20	
Arsenic	mg/L	0.0036J	0.1	0.1	0.11	0.11	107	105	75-125	2	20	

Results presented on this page are in the units indicated by the "Units" column except where an alternate unit is presented to the right of the result.

REPORT OF LABORATORY ANALYSIS

This report shall not be reproduced, except in full,
without the written consent of Pace Analytical Services, LLC.

Pace Analytical Services, LLC
9800 Kincey Ave. Suite 100
Huntersville, NC 28078
(704)875-9092

QUALITY CONTROL DATA

Project: Bowen AP-1
Pace Project No.: 92711015

MATRIX SPIKE & MATRIX SPIKE DUPLICATE: 4286818 4286819

Parameter	Units	92711015001 Result	MS Spike Conc.	MSD Spike Conc.	MS Result	MSD Result	MS % Rec	MSD % Rec	% Rec Limits	RPD	Max RPD	Qual
Barium	mg/L	0.042	0.1	0.1	0.15	0.14	106	101	75-125	3	20	
Beryllium	mg/L	0.00028J	0.1	0.1	0.094	0.092	93	92	75-125	2	20	
Boron	mg/L	15.7	1	1	16.5	15.9	84	25	75-125	4	20	
Cadmium	mg/L	0.0022	0.1	0.1	0.099	0.097	97	95	75-125	2	20	
Chromium	mg/L	ND	0.1	0.1	0.098	0.095	98	94	75-125	4	20	
Cobalt	mg/L	0.0020J	0.1	0.1	0.098	0.095	96	93	75-125	4	20	
Lead	mg/L	ND	0.1	0.1	0.087	0.087	87	87	75-125	1	20	
Lithium	mg/L	0.0054J	0.1	0.1	0.11	0.10	100	99	75-125	2	20	
Molybdenum	mg/L	ND	0.1	0.1	0.11	0.10	105	103	75-125	3	20	
Selenium	mg/L	0.0054	0.1	0.1	0.11	0.11	101	101	75-125	0	20	
Thallium	mg/L	ND	0.1	0.1	0.090	0.088	90	88	75-125	2	20	

Results presented on this page are in the units indicated by the "Units" column except where an alternate unit is presented to the right of the result.

REPORT OF LABORATORY ANALYSIS

This report shall not be reproduced, except in full,
without the written consent of Pace Analytical Services, LLC.

Pace Analytical Services, LLC
9800 Kincey Ave. Suite 100
Huntersville, NC 28078
(704)875-9092

QUALITY CONTROL DATA

Project: Bowen AP-1
Pace Project No.: 92711015

QC Batch: 829899
QC Batch Method: EPA 3005A
Analysis Method: EPA 6020B
Analysis Description: 6020 MET
Laboratory: Pace Analytical Services - Peachtree Corners, GA
Associated Lab Samples: 92711015007, 92711015008, 92711015009, 92711015010, 92711015011, 92711015012, 92711015013, 92711015014, 92711015015, 92711015016, 92711015017, 92711015018, 92711015019

METHOD BLANK: 4289474 Matrix: Water
Associated Lab Samples: 92711015007, 92711015008, 92711015009, 92711015010, 92711015011, 92711015012, 92711015013, 92711015014, 92711015015, 92711015016, 92711015017, 92711015018, 92711015019

Parameter	Units	Blank Result	Reporting Limit	MDL	Analyzed	Qualifiers
Antimony	mg/L	ND	0.0030	0.00054	02/07/24 13:39	
Arsenic	mg/L	ND	0.0050	0.00084	02/07/24 13:39	
Barium	mg/L	ND	0.0050	0.00047	02/07/24 13:39	
Beryllium	mg/L	ND	0.00050	0.000094	02/07/24 13:39	
Boron	mg/L	ND	0.040	0.012	02/07/24 13:39	
Cadmium	mg/L	ND	0.00050	0.00010	02/07/24 13:39	
Chromium	mg/L	ND	0.0050	0.0019	02/07/24 13:39	
Cobalt	mg/L	ND	0.0050	0.00032	02/07/24 13:39	
Lead	mg/L	ND	0.0010	0.00016	02/07/24 13:39	
Lithium	mg/L	ND	0.030	0.0016	02/07/24 13:39	
Molybdenum	mg/L	ND	0.010	0.00062	02/07/24 13:39	
Selenium	mg/L	ND	0.0050	0.00096	02/07/24 13:39	
Thallium	mg/L	ND	0.0010	0.00038	02/07/24 13:39	

LABORATORY CONTROL SAMPLE: 4289475

Parameter	Units	Spike Conc.	LCS Result	LCS % Rec	% Rec Limits	Qualifiers
Antimony	mg/L	0.1	0.10	101	80-120	
Arsenic	mg/L	0.1	0.099	99	80-120	
Barium	mg/L	0.1	0.10	104	80-120	
Beryllium	mg/L	0.1	0.11	108	80-120	
Boron	mg/L	1	1.1	107	80-120	
Cadmium	mg/L	0.1	0.10	103	80-120	
Chromium	mg/L	0.1	0.10	102	80-120	
Cobalt	mg/L	0.1	0.10	103	80-120	
Lead	mg/L	0.1	0.10	101	80-120	
Lithium	mg/L	0.1	0.11	107	80-120	
Molybdenum	mg/L	0.1	0.10	103	80-120	
Selenium	mg/L	0.1	0.098	98	80-120	
Thallium	mg/L	0.1	0.10	102	80-120	

MATRIX SPIKE & MATRIX SPIKE DUPLICATE: 4289476 4289477

Parameter	Units	92711015007 Result	MS Spike Conc.	MSD Spike Conc.	MS Result	MSD Result	MS % Rec	MSD % Rec	% Rec Limits	RPD	Max RPD	Qual
Antimony	mg/L	ND	0.1	0.1	0.099	0.10	99	100	75-125	0	20	

Results presented on this page are in the units indicated by the "Units" column except where an alternate unit is presented to the right of the result.

REPORT OF LABORATORY ANALYSIS

This report shall not be reproduced, except in full,
without the written consent of Pace Analytical Services, LLC.

Pace Analytical Services, LLC
9800 Kincey Ave. Suite 100
Huntersville, NC 28078
(704)875-9092

QUALITY CONTROL DATA

Project: Bowen AP-1
Pace Project No.: 92711015

MATRIX SPIKE & MATRIX SPIKE DUPLICATE: 4289476 4289477

Parameter	Units	92711015007 Result	MS Spike Conc.	MSD Spike Conc.	MS Result	MSD Result	MS % Rec	MSD % Rec	% Rec Limits	RPD	Max RPD	Qual
Arsenic	mg/L	ND	0.1	0.1	0.10	0.10	101	101	75-125	1	20	
Barium	mg/L	0.054	0.1	0.1	0.15	0.16	100	103	75-125	2	20	
Beryllium	mg/L	ND	0.1	0.1	0.090	0.091	90	91	75-125	1	20	
Boron	mg/L	0.023J	1	1	0.96	0.96	94	94	75-125	0	20	
Cadmium	mg/L	ND	0.1	0.1	0.10	0.10	101	102	75-125	1	20	
Chromium	mg/L	ND	0.1	0.1	0.099	0.10	98	101	75-125	3	20	
Cobalt	mg/L	ND	0.1	0.1	0.098	0.099	98	99	75-125	1	20	
Lead	mg/L	ND	0.1	0.1	0.095	0.097	95	97	75-125	2	20	
Lithium	mg/L	ND	0.1	0.1	0.093	0.094	92	93	75-125	1	20	
Molybdenum	mg/L	ND	0.1	0.1	0.10	0.10	100	101	75-125	1	20	
Selenium	mg/L	0.0015J	0.1	0.1	0.10	0.10	100	101	75-125	1	20	
Thallium	mg/L	ND	0.1	0.1	0.098	0.098	98	98	75-125	0	20	

Results presented on this page are in the units indicated by the "Units" column except where an alternate unit is presented to the right of the result.

REPORT OF LABORATORY ANALYSIS

This report shall not be reproduced, except in full,
without the written consent of Pace Analytical Services, LLC.

Pace Analytical Services, LLC
9800 Kincey Ave. Suite 100
Huntersville, NC 28078
(704)875-9092

QUALITY CONTROL DATA

Project: Bowen AP-1
Pace Project No.: 92711015

QC Batch: 830823
QC Batch Method: EPA 3005A
Analysis Method: EPA 6020B
Analysis Description: 6020 MET
Laboratory: Pace Analytical Services - Peachtree Corners, GA
Associated Lab Samples: 92711015020, 92711015021, 92711015022, 92711015023, 92711015024

METHOD BLANK: 4294179 Matrix: Water
Associated Lab Samples: 92711015020, 92711015021, 92711015022, 92711015023, 92711015024

Parameter	Units	Blank Result	Reporting Limit	MDL	Analyzed	Qualifiers
Antimony	mg/L	ND	0.0030	0.00054	02/16/24 13:29	
Arsenic	mg/L	ND	0.0050	0.00084	02/16/24 13:29	
Barium	mg/L	ND	0.0050	0.00047	02/16/24 13:29	
Beryllium	mg/L	ND	0.00050	0.000094	02/16/24 13:29	
Boron	mg/L	ND	0.040	0.012	02/16/24 13:29	
Cadmium	mg/L	ND	0.00050	0.00010	02/16/24 13:29	
Chromium	mg/L	ND	0.0050	0.0019	02/16/24 13:29	
Cobalt	mg/L	ND	0.0050	0.00032	02/16/24 13:29	
Lead	mg/L	ND	0.0010	0.00016	02/16/24 13:29	
Lithium	mg/L	ND	0.030	0.0016	02/16/24 13:29	
Molybdenum	mg/L	ND	0.010	0.00062	02/16/24 13:29	
Selenium	mg/L	ND	0.0050	0.00096	02/16/24 13:29	
Thallium	mg/L	ND	0.0010	0.00038	02/16/24 13:29	

LABORATORY CONTROL SAMPLE: 4294180

Parameter	Units	Spike Conc.	LCS Result	LCS % Rec	% Rec Limits	Qualifiers
Antimony	mg/L	0.1	0.11	106	80-120	
Arsenic	mg/L	0.1	0.10	101	80-120	
Barium	mg/L	0.1	0.10	101	80-120	
Beryllium	mg/L	0.1	0.11	106	80-120	
Boron	mg/L	1	1.1	106	80-120	
Cadmium	mg/L	0.1	0.10	102	80-120	
Chromium	mg/L	0.1	0.10	101	80-120	
Cobalt	mg/L	0.1	0.10	101	80-120	
Lead	mg/L	0.1	0.10	101	80-120	
Lithium	mg/L	0.1	0.11	107	80-120	
Molybdenum	mg/L	0.1	0.11	106	80-120	
Selenium	mg/L	0.1	0.10	100	80-120	
Thallium	mg/L	0.1	0.10	101	80-120	

MATRIX SPIKE & MATRIX SPIKE DUPLICATE: 4294181 4294182

Parameter	Units	92710944024 Result	MS Spike Conc.	MSD Spike Conc.	MS Result	MSD Result	MS % Rec	MSD % Rec	% Rec Limits	RPD	Max RPD	Qual
Antimony	mg/L	ND	0.1	0.1	0.11	0.11	107	106	75-125	1	20	
Arsenic	mg/L	ND	0.1	0.1	0.099	0.097	99	97	75-125	2	20	

Results presented on this page are in the units indicated by the "Units" column except where an alternate unit is presented to the right of the result.

REPORT OF LABORATORY ANALYSIS

This report shall not be reproduced, except in full,
without the written consent of Pace Analytical Services, LLC.

Pace Analytical Services, LLC
9800 Kincey Ave. Suite 100
Huntersville, NC 28078
(704)875-9092

QUALITY CONTROL DATA

Project: Bowen AP-1
Pace Project No.: 92711015

MATRIX SPIKE & MATRIX SPIKE DUPLICATE: 4294181 4294182

Parameter	Units	92710944024 Result	MS Spike Conc.	MSD Spike Conc.	MS Result	MSD Result	MS % Rec	MSD % Rec	% Rec Limits	RPD	Max RPD	Qual
Barium	mg/L	ND	0.1	0.1	0.10	0.097	101	97	75-125	4	20	
Beryllium	mg/L	ND	0.1	0.1	0.098	0.099	98	99	75-125	1	20	
Boron	mg/L	0.012J	1	1	0.99	1.0	98	101	75-125	3	20	
Cadmium	mg/L	ND	0.1	0.1	0.097	0.097	97	97	75-125	0	20	
Chromium	mg/L	ND	0.1	0.1	0.099	0.096	98	96	75-125	3	20	
Cobalt	mg/L	ND	0.1	0.1	0.096	0.094	96	94	75-125	2	20	
Lead	mg/L	ND	0.1	0.1	0.10	0.10	105	101	75-125	3	20	
Lithium	mg/L	ND	0.1	0.1	0.10	0.10	103	104	75-125	1	20	
Molybdenum	mg/L	ND	0.1	0.1	0.11	0.10	106	103	75-125	3	20	
Selenium	mg/L	ND	0.1	0.1	0.10	0.10	102	101	75-125	1	20	
Thallium	mg/L	ND	0.1	0.1	0.10	0.10	104	101	75-125	3	20	

Results presented on this page are in the units indicated by the "Units" column except where an alternate unit is presented to the right of the result.

REPORT OF LABORATORY ANALYSIS

This report shall not be reproduced, except in full,
without the written consent of Pace Analytical Services, LLC.

Pace Analytical Services, LLC
9800 Kincey Ave. Suite 100
Huntersville, NC 28078
(704)875-9092

QUALITY CONTROL DATA

Project: Bowen AP-1
Pace Project No.: 92711015

QC Batch: 830824
QC Batch Method: EPA 3005A
Analysis Method: EPA 6020B
Analysis Description: 6020 MET
Laboratory: Pace Analytical Services - Peachtree Corners, GA
Associated Lab Samples: 92711015025, 92711015026, 92711015027, 92711015028, 92711015029, 92711015030, 92711015031, 92711015032, 92711015033

METHOD BLANK: 4294183 Matrix: Water
Associated Lab Samples: 92711015025, 92711015026, 92711015027, 92711015028, 92711015029, 92711015030, 92711015031, 92711015032, 92711015033

Parameter	Units	Blank Result	Reporting Limit	MDL	Analyzed	Qualifiers
Antimony	mg/L	0.00084J	0.0030	0.00054	02/09/24 15:54	
Arsenic	mg/L	ND	0.0050	0.00084	02/09/24 15:54	
Barium	mg/L	ND	0.0050	0.00047	02/09/24 15:54	
Beryllium	mg/L	ND	0.00050	0.000094	02/09/24 15:54	
Boron	mg/L	ND	0.040	0.012	02/09/24 15:54	
Cadmium	mg/L	ND	0.00050	0.00010	02/09/24 15:54	
Chromium	mg/L	ND	0.0050	0.0019	02/09/24 15:54	
Cobalt	mg/L	ND	0.0050	0.00032	02/09/24 15:54	
Lead	mg/L	ND	0.0010	0.00016	02/09/24 15:54	
Lithium	mg/L	ND	0.030	0.0016	02/09/24 15:54	
Molybdenum	mg/L	ND	0.010	0.00062	02/09/24 15:54	
Selenium	mg/L	ND	0.0050	0.00096	02/09/24 15:54	
Thallium	mg/L	ND	0.0010	0.00038	02/09/24 15:54	

LABORATORY CONTROL SAMPLE: 4294184

Parameter	Units	Spike Conc.	LCS Result	LCS % Rec	% Rec Limits	Qualifiers
Antimony	mg/L	0.1	0.11	106	80-120	
Arsenic	mg/L	0.1	0.10	103	80-120	
Barium	mg/L	0.1	0.10	104	80-120	
Beryllium	mg/L	0.1	0.10	102	80-120	
Boron	mg/L	1	1.0	104	80-120	
Cadmium	mg/L	0.1	0.10	100	80-120	
Chromium	mg/L	0.1	0.10	100	80-120	
Cobalt	mg/L	0.1	0.099	99	80-120	
Lead	mg/L	0.1	0.10	100	80-120	
Lithium	mg/L	0.1	0.10	102	80-120	
Molybdenum	mg/L	0.1	0.10	102	80-120	
Selenium	mg/L	0.1	0.11	106	80-120	
Thallium	mg/L	0.1	0.10	104	80-120	

MATRIX SPIKE & MATRIX SPIKE DUPLICATE: 4294185 4294186

Parameter	Units	92711015025 Result	MS Spike Conc.	MSD Spike Conc.	MS Result	MSD Result	MS % Rec	MSD % Rec	% Rec Limits	RPD	Max RPD	Qual
Antimony	mg/L	ND	0.1	0.1	0.10	0.10	102	104	75-125	2	20	

Results presented on this page are in the units indicated by the "Units" column except where an alternate unit is presented to the right of the result.

REPORT OF LABORATORY ANALYSIS

This report shall not be reproduced, except in full,
without the written consent of Pace Analytical Services, LLC.

Pace Analytical Services, LLC
9800 Kincey Ave. Suite 100
Huntersville, NC 28078
(704)875-9092

QUALITY CONTROL DATA

Project: Bowen AP-1
Pace Project No.: 92711015

MATRIX SPIKE & MATRIX SPIKE DUPLICATE: 4294185 4294186

Parameter	Units	92711015025 Result	MS Spike Conc.	MSD Spike Conc.	MS Result	MSD Result	MS % Rec	MSD % Rec	% Rec Limits	RPD	Max RPD	Qual
Arsenic	mg/L	ND	0.1	0.1	0.11	0.11	108	107	75-125	0	20	
Barium	mg/L	0.027	0.1	0.1	0.13	0.13	105	106	75-125	1	20	
Beryllium	mg/L	ND	0.1	0.1	0.093	0.093	93	93	75-125	0	20	
Boron	mg/L	0.039J	1	1	0.98	1.0	94	98	75-125	4	20	
Cadmium	mg/L	ND	0.1	0.1	0.10	0.10	100	101	75-125	1	20	
Chromium	mg/L	ND	0.1	0.1	0.094	0.095	94	95	75-125	0	20	
Cobalt	mg/L	0.0030J	0.1	0.1	0.099	0.099	96	96	75-125	0	20	
Lead	mg/L	ND	0.1	0.1	0.094	0.093	94	93	75-125	1	20	
Lithium	mg/L	ND	0.1	0.1	0.094	0.094	94	94	75-125	0	20	
Molybdenum	mg/L	0.0040J	0.1	0.1	0.10	0.10	100	101	75-125	1	20	
Selenium	mg/L	ND	0.1	0.1	0.11	0.11	109	106	75-125	2	20	
Thallium	mg/L	ND	0.1	0.1	0.099	0.099	99	99	75-125	0	20	

Results presented on this page are in the units indicated by the "Units" column except where an alternate unit is presented to the right of the result.

REPORT OF LABORATORY ANALYSIS

This report shall not be reproduced, except in full,
without the written consent of Pace Analytical Services, LLC.

Pace Analytical Services, LLC
9800 Kincey Ave. Suite 100
Huntersville, NC 28078
(704)875-9092

QUALITY CONTROL DATA

Project: Bowen AP-1
Pace Project No.: 92711015

QC Batch: 831526
QC Batch Method: EPA 3005A
Analysis Method: EPA 6020B
Analysis Description: 6020 MET
Laboratory: Pace Analytical Services - Peachtree Corners, GA
Associated Lab Samples: 92711015034, 92711015035, 92711015036, 92711015037, 92711015038, 92711015039, 92711015040, 92711015041, 92711015042, 92711015043, 92711015044, 92711015045, 92711015046, 92711015047, 92711015048, 92711015049, 92711015050

METHOD BLANK: 4297535 Matrix: Water
Associated Lab Samples: 92711015034, 92711015035, 92711015036, 92711015037, 92711015038, 92711015039, 92711015040, 92711015041, 92711015042, 92711015043, 92711015044, 92711015045, 92711015046, 92711015047, 92711015048, 92711015049, 92711015050

Parameter	Units	Blank Result	Reporting Limit	MDL	Analyzed	Qualifiers
Antimony	mg/L	ND	0.0030	0.00054	02/16/24 15:41	
Arsenic	mg/L	ND	0.0050	0.00084	02/16/24 15:41	
Barium	mg/L	ND	0.0050	0.00047	02/16/24 15:41	
Beryllium	mg/L	ND	0.00050	0.000094	02/16/24 15:41	
Boron	mg/L	ND	0.040	0.012	02/16/24 15:41	
Cadmium	mg/L	ND	0.00050	0.00010	02/16/24 15:41	
Chromium	mg/L	ND	0.0050	0.0019	02/16/24 15:41	
Cobalt	mg/L	ND	0.0050	0.00032	02/16/24 15:41	
Lead	mg/L	ND	0.0010	0.00016	02/16/24 15:41	
Lithium	mg/L	ND	0.030	0.0016	02/16/24 15:41	
Molybdenum	mg/L	ND	0.010	0.00062	02/16/24 15:41	
Selenium	mg/L	ND	0.0050	0.00096	02/16/24 15:41	
Thallium	mg/L	ND	0.0010	0.00038	02/16/24 15:41	

LABORATORY CONTROL SAMPLE: 4297536

Parameter	Units	Spike Conc.	LCS Result	LCS % Rec	% Rec Limits	Qualifiers
Antimony	mg/L	0.1	0.11	106	80-120	
Arsenic	mg/L	0.1	0.10	100	80-120	
Barium	mg/L	0.1	0.098	98	80-120	
Beryllium	mg/L	0.1	0.10	104	80-120	
Boron	mg/L	1	1.1	106	80-120	
Cadmium	mg/L	0.1	0.098	98	80-120	
Chromium	mg/L	0.1	0.10	100	80-120	
Cobalt	mg/L	0.1	0.095	95	80-120	
Lead	mg/L	0.1	0.10	102	80-120	
Lithium	mg/L	0.1	0.11	109	80-120	
Molybdenum	mg/L	0.1	0.10	101	80-120	
Selenium	mg/L	0.1	0.10	105	80-120	
Thallium	mg/L	0.1	0.10	102	80-120	

Results presented on this page are in the units indicated by the "Units" column except where an alternate unit is presented to the right of the result.

REPORT OF LABORATORY ANALYSIS

This report shall not be reproduced, except in full,
without the written consent of Pace Analytical Services, LLC.

Pace Analytical Services, LLC
9800 Kincey Ave. Suite 100
Huntersville, NC 28078
(704)875-9092

QUALITY CONTROL DATA

Project: Bowen AP-1
Pace Project No.: 92711015

MATRIX SPIKE & MATRIX SPIKE DUPLICATE: 4297537 4297538

Parameter	Units	92711015034 Result	MS Spike Conc.	MSD Spike Conc.	MS Result	MSD Result	MS % Rec	MSD % Rec	% Rec Limits	RPD	Max RPD	Qual
Antimony	mg/L	ND	0.1	0.1	0.10	0.10	102	104	75-125	2	20	
Arsenic	mg/L	0.0069	0.1	0.1	0.11	0.11	103	104	75-125	1	20	
Barium	mg/L	0.058	0.1	0.1	0.16	0.16	98	102	75-125	2	20	
Beryllium	mg/L	ND	0.1	0.1	0.10	0.10	104	104	75-125	0	20	
Boron	mg/L	0.016J	1	1	1.1	1.1	111	108	75-125	2	20	
Cadmium	mg/L	ND	0.1	0.1	0.099	0.099	99	99	75-125	0	20	
Chromium	mg/L	ND	0.1	0.1	0.10	0.10	102	102	75-125	0	20	
Cobalt	mg/L	0.00095J	0.1	0.1	0.099	0.10	98	99	75-125	0	20	
Lead	mg/L	ND	0.1	0.1	0.098	0.099	98	99	75-125	1	20	
Lithium	mg/L	ND	0.1	0.1	0.11	0.11	110	111	75-125	1	20	
Molybdenum	mg/L	0.014	0.1	0.1	0.11	0.12	100	103	75-125	2	20	
Selenium	mg/L	ND	0.1	0.1	0.097	0.10	96	100	75-125	3	20	
Thallium	mg/L	ND	0.1	0.1	0.098	0.099	98	99	75-125	1	20	

Results presented on this page are in the units indicated by the "Units" column except where an alternate unit is presented to the right of the result.

REPORT OF LABORATORY ANALYSIS

This report shall not be reproduced, except in full,
without the written consent of Pace Analytical Services, LLC.

Pace Analytical Services, LLC
9800 Kincey Ave. Suite 100
Huntersville, NC 28078
(704)875-9092

QUALITY CONTROL DATA

Project: Bowen AP-1
Pace Project No.: 92711015

QC Batch: 832523 — Analysis Method: EPA 7470A
QC Batch Method: EPA 7470A — Analysis Description: 7470 Mercury
Laboratory: Pace Analytical Services - Peachtree Corners, GA

Associated Lab Samples: 92711015001, 92711015002, 92711015003, 92711015004, 92711015005, 92711015006, 92711015007, 92711015008, 92711015009, 92711015010, 92711015011, 92711015012, 92711015013, 92711015014, 92711015015, 92711015016, 92711015017, 92711015018, 92711015019, 92711015020

METHOD BLANK: 4302182 — Matrix: Water

Associated Lab Samples: 92711015001, 92711015002, 92711015003, 92711015004, 92711015005, 92711015006, 92711015007, 92711015008, 92711015009, 92711015010, 92711015011, 92711015012, 92711015013, 92711015014, 92711015015, 92711015016, 92711015017, 92711015018, 92711015019, 92711015020

Parameter	Units	Blank Result	Reporting Limit	MDL	Analyzed	Qualifiers
Mercury	mg/L	ND	0.00020	0.00013	02/15/24 14:56	

LABORATORY CONTROL SAMPLE: 4302183

Parameter	Units	Spike Conc.	LCS Result	LCS % Rec	% Rec Limits	Qualifiers
Mercury	mg/L	0.0025	0.0023	92	80-120	

MATRIX SPIKE & MATRIX SPIKE DUPLICATE: 4302184 4302185

Parameter	Units	92711015001 Result	MS Spike Conc.	MSD Spike Conc.	MS Result	MSD Result	MS % Rec	MSD % Rec	% Rec Limits	RPD	Max RPD	Qual
Mercury	mg/L	0.00062	0.0025	0.0025	0.0030	0.0023	93	68	75-125	25	20	M1,R1

Results presented on this page are in the units indicated by the "Units" column except where an alternate unit is presented to the right of the result.

REPORT OF LABORATORY ANALYSIS

This report shall not be reproduced, except in full,
without the written consent of Pace Analytical Services, LLC.

Pace Analytical Services, LLC
9800 Kincey Ave. Suite 100
Huntersville, NC 28078
(704)875-9092

QUALITY CONTROL DATA

Project: Bowen AP-1
Pace Project No.: 92711015

QC Batch: 832659
QC Batch Method: EPA 7470A
Analysis Method: EPA 7470A
Analysis Description: 7470 Mercury
Laboratory: Pace Analytical Services - Peachtree Corners, GA
Associated Lab Samples: 92711015021, 92711015022, 92711015023, 92711015024, 92711015025, 92711015026, 92711015027, 92711015028, 92711015029, 92711015030, 92711015031, 92711015032, 92711015033, 92711015034, 92711015035, 92711015036, 92711015037, 92711015038

METHOD BLANK: 4302900 Matrix: Water
Associated Lab Samples: 92711015021, 92711015022, 92711015023, 92711015024, 92711015025, 92711015026, 92711015027, 92711015028, 92711015029, 92711015030, 92711015031, 92711015032, 92711015033, 92711015034, 92711015035, 92711015036, 92711015037, 92711015038

Parameter	Units	Blank Result	Reporting Limit	MDL	Analyzed	Qualifiers
Mercury	mg/L	ND	0.00020	0.00013	02/15/24 17:53	

LABORATORY CONTROL SAMPLE: 4302901

Parameter	Units	Spike Conc.	LCS Result	LCS % Rec	% Rec Limits	Qualifiers
Mercury	mg/L	0.0025	0.0024	97	80-120	

MATRIX SPIKE & MATRIX SPIKE DUPLICATE: 4302902 4302903

Parameter	Units	92711015021 Result	MS Spike Conc.	MSD Spike Conc.	MS Result	MSD Result	MS % Rec	MSD % Rec	% Rec Limits	RPD	Max RPD	Qual
Mercury	mg/L	ND	0.0025	0.0025	0.0024	0.0024	92	93	75-125	1	20	

Results presented on this page are in the units indicated by the "Units" column except where an alternate unit is presented to the right of the result.

REPORT OF LABORATORY ANALYSIS

This report shall not be reproduced, except in full,
without the written consent of Pace Analytical Services, LLC.

Pace Analytical Services, LLC
9800 Kincey Ave. Suite 100
Huntersville, NC 28078
(704)875-9092

QUALITY CONTROL DATA

Project: Bowen AP-1
Pace Project No.: 92711015

QC Batch: 833494 — Analysis Method: EPA 7470A
QC Batch Method: EPA 7470A — Analysis Description: 7470 Mercury
Laboratory: Pace Analytical Services - Peachtree Corners, GA
Associated Lab Samples: 92711015039, 92711015040, 92711015041, 92711015042, 92711015043, 92711015044, 92711015045, 92711015046, 92711015047, 92711015048, 92711015049, 92711015050

METHOD BLANK: 4306910 — Matrix: Water
Associated Lab Samples: 92711015039, 92711015040, 92711015041, 92711015042, 92711015043, 92711015044, 92711015045, 92711015046, 92711015047, 92711015048, 92711015049, 92711015050

Parameter	Units	Blank Result	Reporting Limit	MDL	Analyzed	Qualifiers
Mercury	mg/L	ND	0.00020	0.00013	02/20/24 15:32	

LABORATORY CONTROL SAMPLE: 4306911

Parameter	Units	Spike Conc.	LCS Result	LCS % Rec	% Rec Limits	Qualifiers
Mercury	mg/L	0.0025	0.0023	92	80-120	

MATRIX SPIKE & MATRIX SPIKE DUPLICATE: 4306912 4306913

Parameter	Units	92711015039 Result	MS Spike Conc.	MSD Spike Conc.	MS Result	MSD Result	MS % Rec	MSD % Rec	% Rec Limits	RPD	Max RPD	Qual
Mercury	mg/L	ND	0.0025	0.0025	0.0024	0.0024	92	93	75-125	1	20	

Results presented on this page are in the units indicated by the "Units" column except where an alternate unit is presented to the right of the result.

REPORT OF LABORATORY ANALYSIS

This report shall not be reproduced, except in full,
without the written consent of Pace Analytical Services, LLC.

Pace Analytical Services, LLC
9800 Kincey Ave. Suite 100
Huntersville, NC 28078
(704)875-9092

QUALITY CONTROL DATA

Project: Bowen AP-1
Pace Project No.: 92711015

QC Batch: 830058 | Analysis Method: SM 2320B-2011
QC Batch Method: SM 2320B-2011 | Analysis Description: 2320B Alkalinity
Laboratory: Pace Analytical Services - Asheville
Associated Lab Samples: 92711015001, 92711015002, 92711015003, 92711015004, 92711015005, 92711015006

METHOD BLANK: 4289999 Matrix: Water
Associated Lab Samples: 92711015001, 92711015002, 92711015003, 92711015004, 92711015005, 92711015006

Parameter	Units	Blank Result	Reporting Limit	MDL	Analyzed	Qualifiers
Alkalinity, Total as CaCO3	mg/L	ND	5.0	5.0	02/05/24 15:37	
Alkalinity,Bicarbonate (CaCO3)	mg/L	ND	5.0	5.0	02/05/24 15:37	
Alkalinity,Carbonate (CaCO3)	mg/L	ND	5.0	5.0	02/05/24 15:37	

LABORATORY CONTROL SAMPLE: 4290000

Parameter	Units	Spike Conc.	LCS Result	LCS % Rec	% Rec Limits	Qualifiers
Alkalinity, Total as CaCO3	mg/L	50	51.0	102	80-120	

LABORATORY CONTROL SAMPLE: 4290001

Parameter	Units	Spike Conc.	LCS Result	LCS % Rec	% Rec Limits	Qualifiers
Alkalinity, Total as CaCO3	mg/L	50	51.9	104	80-120	

MATRIX SPIKE & MATRIX SPIKE DUPLICATE: 4290002 4290003

Parameter	Units	92710958001 Result	MS Spike Conc.	MSD Spike Conc.	MS Result	MSD Result	MS % Rec	MSD % Rec	% Rec Limits	RPD	Max RPD	Qual
Alkalinity, Total as CaCO3	mg/L	47.1	50	50	94.7	95.1	95	96	80-120	0	25	

MATRIX SPIKE & MATRIX SPIKE DUPLICATE: 4290004 4290005

Parameter	Units	92710968001 Result	MS Spike Conc.	MSD Spike Conc.	MS Result	MSD Result	MS % Rec	MSD % Rec	% Rec Limits	RPD	Max RPD	Qual
Alkalinity, Total as CaCO3	mg/L	66.5	50	50	117	119	102	105	80-120	1	25	

Results presented on this page are in the units indicated by the "Units" column except where an alternate unit is presented to the right of the result.

REPORT OF LABORATORY ANALYSIS

This report shall not be reproduced, except in full,
without the written consent of Pace Analytical Services, LLC.

Pace Analytical Services, LLC
9800 Kincey Ave. Suite 100
Huntersville, NC 28078
(704)875-9092

QUALITY CONTROL DATA

Project: Bowen AP-1
Pace Project No.: 92711015

QC Batch: 830244
QC Batch Method: SM 2320B-2011
Analysis Method: SM 2320B-2011
Analysis Description: 2320B Alkalinity
Laboratory: Pace Analytical Services - Asheville
Associated Lab Samples: 92711015007, 92711015008, 92711015009, 92711015010, 92711015011, 92711015012, 92711015013, 92711015014, 92711015015, 92711015016, 92711015017, 92711015018, 92711015019

METHOD BLANK: 4290878 Matrix: Water
Associated Lab Samples: 92711015007, 92711015008, 92711015009, 92711015010, 92711015011, 92711015012, 92711015013, 92711015014, 92711015015, 92711015016, 92711015017, 92711015018, 92711015019

Parameter	Units	Blank Result	Reporting Limit	MDL	Analyzed	Qualifiers
Alkalinity, Total as CaCO3	mg/L	ND	5.0	5.0	02/06/24 11:42	
Alkalinity,Bicarbonate (CaCO3)	mg/L	ND	5.0	5.0	02/06/24 11:42	
Alkalinity,Carbonate (CaCO3)	mg/L	ND	5.0	5.0	02/06/24 11:42	

LABORATORY CONTROL SAMPLE: 4290879

Parameter	Units	Spike Conc.	LCS Result	LCS % Rec	% Rec Limits	Qualifiers
Alkalinity, Total as CaCO3	mg/L	50	50.9	102	80-120	

LABORATORY CONTROL SAMPLE: 4290880

Parameter	Units	Spike Conc.	LCS Result	LCS % Rec	% Rec Limits	Qualifiers
Alkalinity, Total as CaCO3	mg/L	50	51.7	103	80-120	

MATRIX SPIKE & MATRIX SPIKE DUPLICATE: 4290881 4290882

Parameter	Units	92711015015 Result	MS Spike Conc.	MSD Spike Conc.	MS Result	MSD Result	MS % Rec	MSD % Rec	% Rec Limits	RPD	Max RPD	Qual
Alkalinity, Total as CaCO3	mg/L	157	50	50	201	198	87	82	80-120	1	25	

MATRIX SPIKE & MATRIX SPIKE DUPLICATE: 4290883 4290884

Parameter	Units	92711015019 Result	MS Spike Conc.	MSD Spike Conc.	MS Result	MSD Result	MS % Rec	MSD % Rec	% Rec Limits	RPD	Max RPD	Qual
Alkalinity, Total as CaCO3	mg/L	ND	50	50	50.7	50.7	100	100	80-120	0	25	

Results presented on this page are in the units indicated by the "Units" column except where an alternate unit is presented to the right of the result.

REPORT OF LABORATORY ANALYSIS

This report shall not be reproduced, except in full,
without the written consent of Pace Analytical Services, LLC.

Pace Analytical Services, LLC
9800 Kincey Ave. Suite 100
Huntersville, NC 28078
(704)875-9092

QUALITY CONTROL DATA

Project: Bowen AP-1
Pace Project No.: 92711015

QC Batch: 830909
QC Batch Method: SM 2320B-2011
Analysis Method: SM 2320B-2011
Analysis Description: 2320B Alkalinity
Laboratory: Pace Analytical Services - Asheville
Associated Lab Samples: 92711015021, 92711015024, 92711015025, 92711015027, 92711015028, 92711015029, 92711015030, 92711015031, 92711015032

METHOD BLANK: 4294360 Matrix: Water
Associated Lab Samples: 92711015021, 92711015024, 92711015025, 92711015027, 92711015028, 92711015029, 92711015030, 92711015031, 92711015032

Parameter	Units	Blank Result	Reporting Limit	MDL	Analyzed	Qualifiers
Alkalinity, Total as CaCO3	mg/L	ND	5.0	5.0	02/08/24 12:57	
Alkalinity,Bicarbonate (CaCO3)	mg/L	ND	5.0	5.0	02/08/24 12:57	
Alkalinity,Carbonate (CaCO3)	mg/L	ND	5.0	5.0	02/08/24 12:57	

LABORATORY CONTROL SAMPLE: 4294361

Parameter	Units	Spike Conc.	LCS Result	LCS % Rec	% Rec Limits	Qualifiers
Alkalinity, Total as CaCO3	mg/L	50	51.0	102	80-120	

LABORATORY CONTROL SAMPLE: 4294362

Parameter	Units	Spike Conc.	LCS Result	LCS % Rec	% Rec Limits	Qualifiers
Alkalinity, Total as CaCO3	mg/L	50	51.9	104	80-120	

MATRIX SPIKE & MATRIX SPIKE DUPLICATE: 4294363 4294364

Parameter	Units	92711015032 Result	MS Spike Conc.	MSD Spike Conc.	MS Result	MSD Result	MS % Rec	MSD % Rec	% Rec Limits	RPD	Max RPD	Qual
Alkalinity, Total as CaCO3	mg/L	ND	50	50	51.5	51.3	102	101	80-120	0	25	

MATRIX SPIKE & MATRIX SPIKE DUPLICATE: 4294365 4294366

Parameter	Units	92712026001 Result	MS Spike Conc.	MSD Spike Conc.	MS Result	MSD Result	MS % Rec	MSD % Rec	% Rec Limits	RPD	Max RPD	Qual
Alkalinity, Total as CaCO3	mg/L	57.3	50	50	108	108	102	102	80-120	0	25	

Results presented on this page are in the units indicated by the "Units" column except where an alternate unit is presented to the right of the result.

REPORT OF LABORATORY ANALYSIS

This report shall not be reproduced, except in full,
without the written consent of Pace Analytical Services, LLC.

Pace Analytical Services, LLC
9800 Kincey Ave. Suite 100
Huntersville, NC 28078
(704)875-9092

QUALITY CONTROL DATA

Project: Bowen AP-1
Pace Project No.: 92711015

QC Batch: 830911
QC Batch Method: SM 2320B-2011
Analysis Method: SM 2320B-2011
Analysis Description: 2320B Alkalinity
Laboratory: Pace Analytical Services - Asheville
Associated Lab Samples: 92711015020, 92711015022, 92711015023, 92711015026, 92711015033

METHOD BLANK: 4294371 Matrix: Water
Associated Lab Samples: 92711015020, 92711015022, 92711015023, 92711015026, 92711015033

Parameter	Units	Blank Result	Reporting Limit	MDL	Analyzed	Qualifiers
Alkalinity, Total as CaCO3	mg/L	ND	5.0	5.0	02/08/24 16:55	
Alkalinity,Bicarbonate (CaCO3)	mg/L	ND	5.0	5.0	02/08/24 16:55	
Alkalinity,Carbonate (CaCO3)	mg/L	ND	5.0	5.0	02/08/24 16:55	

LABORATORY CONTROL SAMPLE: 4294372

Parameter	Units	Spike Conc.	LCS Result	LCS % Rec	% Rec Limits	Qualifiers
Alkalinity, Total as CaCO3	mg/L	50	51.5	103	80-120	

LABORATORY CONTROL SAMPLE: 4294373

Parameter	Units	Spike Conc.	LCS Result	LCS % Rec	% Rec Limits	Qualifiers
Alkalinity, Total as CaCO3	mg/L	50	53.2	106	80-120	

MATRIX SPIKE & MATRIX SPIKE DUPLICATE: 4294374 4294375

Parameter	Units	92711699027 Result	MS Spike Conc.	MSD Spike Conc.	MS Result	MSD Result	MS % Rec	MSD % Rec	% Rec Limits	RPD	Max RPD	Qual
Alkalinity, Total as CaCO3	mg/L	103	50	50	156	158	105	110	80-120	2	25	

MATRIX SPIKE & MATRIX SPIKE DUPLICATE: 4294376 4294377

Parameter	Units	92712026002 Result	MS Spike Conc.	MSD Spike Conc.	MS Result	MSD Result	MS % Rec	MSD % Rec	% Rec Limits	RPD	Max RPD	Qual
Alkalinity, Total as CaCO3	mg/L	58.6	50	50	109	109	100	101	80-120	1	25	

Results presented on this page are in the units indicated by the "Units" column except where an alternate unit is presented to the right of the result.

REPORT OF LABORATORY ANALYSIS

This report shall not be reproduced, except in full,
without the written consent of Pace Analytical Services, LLC.

Pace Analytical Services, LLC
9800 Kincey Ave. Suite 100
Huntersville, NC 28078
(704)875-9092

QUALITY CONTROL DATA

Project: Bowen AP-1
Pace Project No.: 92711015

QC Batch: 831919
QC Batch Method: SM 2320B-2011
Analysis Method: SM 2320B-2011
Analysis Description: 2320B Alkalinity
Laboratory: Pace Analytical Services - Asheville
Associated Lab Samples: 92711015038, 92711015039, 92711015043

METHOD BLANK: 4299222 Matrix: Water
Associated Lab Samples: 92711015038, 92711015039, 92711015043

Parameter	Units	Blank Result	Reporting Limit	MDL	Analyzed	Qualifiers
Alkalinity, Total as CaCO3	mg/L	ND	5.0	5.0	02/13/24 13:33	
Alkalinity,Bicarbonate (CaCO3)	mg/L	ND	5.0	5.0	02/13/24 13:33	
Alkalinity,Carbonate (CaCO3)	mg/L	ND	5.0	5.0	02/13/24 13:33	

LABORATORY CONTROL SAMPLE: 4299223

Parameter	Units	Spike Conc.	LCS Result	LCS % Rec	% Rec Limits	Qualifiers
Alkalinity, Total as CaCO3	mg/L	50	52.1	104	80-120	

LABORATORY CONTROL SAMPLE: 4299224

Parameter	Units	Spike Conc.	LCS Result	LCS % Rec	% Rec Limits	Qualifiers
Alkalinity, Total as CaCO3	mg/L	50	54.1	108	80-120	

MATRIX SPIKE & MATRIX SPIKE DUPLICATE: 4299225 4299226

Parameter	Units	92712326012 Result	MS Spike Conc.	MSD Spike Conc.	MS Result	MSD Result	MS % Rec	MSD % Rec	% Rec Limits	RPD	Max RPD	Qual
Alkalinity, Total as CaCO3	mg/L	39.5	50	50	91.3	92.6	104	106	80-120	1	25	

MATRIX SPIKE & MATRIX SPIKE DUPLICATE: 4299227 4299228

Parameter	Units	92712326013 Result	MS Spike Conc.	MSD Spike Conc.	MS Result	MSD Result	MS % Rec	MSD % Rec	% Rec Limits	RPD	Max RPD	Qual
Alkalinity, Total as CaCO3	mg/L	44.6	50	50	95.0	96.6	101	104	80-120	2	25	

Results presented on this page are in the units indicated by the "Units" column except where an alternate unit is presented to the right of the result.

REPORT OF LABORATORY ANALYSIS

This report shall not be reproduced, except in full,
without the written consent of Pace Analytical Services, LLC.

Pace Analytical Services, LLC
9800 Kincey Ave. Suite 100
Huntersville, NC 28078
(704)875-9092

QUALITY CONTROL DATA

Project: Bowen AP-1
Pace Project No.: 92711015

QC Batch: 832265
QC Batch Method: SM 2320B-2011
Analysis Method: SM 2320B-2011
Analysis Description: 2320B Alkalinity
Laboratory: Pace Analytical Services - Asheville
Associated Lab Samples: 92711015034, 92711015040, 92711015041, 92711015044, 92711015045, 92711015046, 92711015048, 92711015049

METHOD BLANK: 4300954 Matrix: Water
Associated Lab Samples: 92711015034, 92711015040, 92711015041, 92711015044, 92711015045, 92711015046, 92711015048, 92711015049

Parameter	Units	Blank Result	Reporting Limit	MDL	Analyzed	Qualifiers
Alkalinity, Total as CaCO3	mg/L	ND	5.0	5.0	02/14/24 15:54	
Alkalinity,Bicarbonate (CaCO3)	mg/L	ND	5.0	5.0	02/14/24 15:54	
Alkalinity,Carbonate (CaCO3)	mg/L	ND	5.0	5.0	02/14/24 15:54	

LABORATORY CONTROL SAMPLE: 4300955

Parameter	Units	Spike Conc.	LCS Result	LCS % Rec	% Rec Limits	Qualifiers
Alkalinity, Total as CaCO3	mg/L	50	49.5	99	80-120	

LABORATORY CONTROL SAMPLE: 4300956

Parameter	Units	Spike Conc.	LCS Result	LCS % Rec	% Rec Limits	Qualifiers
Alkalinity, Total as CaCO3	mg/L	50	52.2	104	80-120	

MATRIX SPIKE & MATRIX SPIKE DUPLICATE: 4301215 4301216

Parameter	Units	92712683001 Result	MS Spike Conc.	MSD Spike Conc.	MS Result	MSD Result	MS % Rec	MSD % Rec	% Rec Limits	RPD	Max RPD	Qual
Alkalinity, Total as CaCO3	mg/L	3290	50	50	3410	3390	245	207	80-120	1	25	M1

MATRIX SPIKE & MATRIX SPIKE DUPLICATE: 4301282 4301283

Parameter	Units	92711015048 Result	MS Spike Conc.	MSD Spike Conc.	MS Result	MSD Result	MS % Rec	MSD % Rec	% Rec Limits	RPD	Max RPD	Qual
Alkalinity, Total as CaCO3	mg/L	115	50	50	162	161	95	94	80-120	0	25	

MATRIX SPIKE & MATRIX SPIKE DUPLICATE: 4301284 4301285

Parameter	Units	92711015049 Result	MS Spike Conc.	MSD Spike Conc.	MS Result	MSD Result	MS % Rec	MSD % Rec	% Rec Limits	RPD	Max RPD	Qual
Alkalinity, Total as CaCO3	mg/L	ND	50	50	50.2	50.9	99	100	80-120	1	25	

Results presented on this page are in the units indicated by the "Units" column except where an alternate unit is presented to the right of the result.

REPORT OF LABORATORY ANALYSIS

This report shall not be reproduced, except in full,
without the written consent of Pace Analytical Services, LLC.

Pace Analytical Services, LLC
9800 Kincey Ave. Suite 100
Huntersville, NC 28078
(704)875-9092

QUALITY CONTROL DATA

Project: Bowen AP-1
Pace Project No.: 92711015

QC Batch: 832565 | Analysis Method: SM 2320B-2011
QC Batch Method: SM 2320B-2011 | Analysis Description: 2320B Alkalinity
Laboratory: Pace Analytical Services - Asheville
Associated Lab Samples: 92711015035, 92711015036, 92711015037, 92711015042, 92711015047, 92711015050

METHOD BLANK: 4302387 Matrix: Water
Associated Lab Samples: 92711015035, 92711015036, 92711015037, 92711015042, 92711015047, 92711015050

Parameter	Units	Blank Result	Reporting Limit	MDL	Analyzed	Qualifiers
Alkalinity, Total as CaCO3	mg/L	ND	5.0	5.0	02/15/24 12:01	
Alkalinity,Bicarbonate (CaCO3)	mg/L	ND	5.0	5.0	02/15/24 12:01	
Alkalinity,Carbonate (CaCO3)	mg/L	ND	5.0	5.0	02/15/24 12:01	

LABORATORY CONTROL SAMPLE: 4302388

Parameter	Units	Spike Conc.	LCS Result	LCS % Rec	% Rec Limits	Qualifiers
Alkalinity, Total as CaCO3	mg/L	50	49.8	100	80-120	

LABORATORY CONTROL SAMPLE: 4302389

Parameter	Units	Spike Conc.	LCS Result	LCS % Rec	% Rec Limits	Qualifiers
Alkalinity, Total as CaCO3	mg/L	50	50.4	101	80-120	

MATRIX SPIKE & MATRIX SPIKE DUPLICATE: 4302390 4302391

Parameter	Units	92713004003 Result	MS Spike Conc.	MSD Spike Conc.	MS Result	MSD Result	MS % Rec	MSD % Rec	% Rec Limits	RPD	Max RPD	Qual
Alkalinity, Total as CaCO3	mg/L	184	50	50	238	238	108	108	80-120	0	25	

MATRIX SPIKE & MATRIX SPIKE DUPLICATE: 4302392 4302393

Parameter	Units	92713004004 Result	MS Spike Conc.	MSD Spike Conc.	MS Result	MSD Result	MS % Rec	MSD % Rec	% Rec Limits	RPD	Max RPD	Qual
Alkalinity, Total as CaCO3	mg/L	189	50	50	229	237	79	95	80-120	3	25	M1

Results presented on this page are in the units indicated by the "Units" column except where an alternate unit is presented to the right of the result.

REPORT OF LABORATORY ANALYSIS

This report shall not be reproduced, except in full,
without the written consent of Pace Analytical Services, LLC.

Pace Analytical Services, LLC
9800 Kincey Ave. Suite 100
Huntersville, NC 28078
(704)875-9092

QUALITY CONTROL DATA

Project: Bowen AP-1
Pace Project No.: 92711015

QC Batch: 829339 | Analysis Method: SM 2540C-2015
QC Batch Method: SM 2540C-2015 | Analysis Description: 2540C Total Dissolved Solids
Laboratory: Pace Analytical Services - Asheville
Associated Lab Samples: 92711015001, 92711015002, 92711015003, 92711015004, 92711015005, 92711015006

METHOD BLANK: 4286695 Matrix: Water
Associated Lab Samples: 92711015001, 92711015002, 92711015003, 92711015004, 92711015005, 92711015006

Parameter	Units	Blank Result	Reporting Limit	MDL	Analyzed	Qualifiers
Total Dissolved Solids	mg/L	ND	25.0	25.0	02/01/24 11:52	

LABORATORY CONTROL SAMPLE: 4286696

Parameter	Units	Spike Conc.	LCS Result	LCS % Rec	% Rec Limits	Qualifiers
Total Dissolved Solids	mg/L	250	250	100	90-110	

SAMPLE DUPLICATE: 4286697

Parameter	Units	92711023001 Result	Dup Result	RPD	Max RPD	Qualifiers
Total Dissolved Solids	mg/L	27.0	27.0	0	25	

SAMPLE DUPLICATE: 4286698

Parameter	Units	92710944003 Result	Dup Result	RPD	Max RPD	Qualifiers
Total Dissolved Solids	mg/L	154	136	12	25	

Results presented on this page are in the units indicated by the "Units" column except where an alternate unit is presented to the right of the result.

REPORT OF LABORATORY ANALYSIS

This report shall not be reproduced, except in full,
without the written consent of Pace Analytical Services, LLC.

Pace Analytical Services, LLC
9800 Kincey Ave. Suite 100
Huntersville, NC 28078
(704)875-9092

QUALITY CONTROL DATA

Project: Bowen AP-1
Pace Project No.: 92711015

QC Batch: 829972 — Analysis Method: SM 2540C-2015
QC Batch Method: SM 2540C-2015 — Analysis Description: 2540C Total Dissolved Solids
Laboratory: Pace Analytical Services - Asheville
Associated Lab Samples: 92711015007, 92711015008, 92711015009, 92711015010, 92711015011, 92711015012, 92711015013, 92711015014, 92711015016, 92711015017, 92711015018

METHOD BLANK: 4289661 — Matrix: Water
Associated Lab Samples: 92711015007, 92711015008, 92711015009, 92711015010, 92711015011, 92711015012, 92711015013, 92711015014, 92711015016, 92711015017, 92711015018

Parameter	Units	Blank Result	Reporting Limit	MDL	Analyzed	Qualifiers
Total Dissolved Solids	mg/L	ND	25.0	25.0	02/04/24 12:55	

LABORATORY CONTROL SAMPLE: 4289662

Parameter	Units	Spike Conc.	LCS Result	LCS % Rec	% Rec Limits	Qualifiers
Total Dissolved Solids	mg/L	251	266	106	90-110	

SAMPLE DUPLICATE: 4289663

Parameter	Units	92711299008 Result	Dup Result	RPD	Max RPD	Qualifiers
Total Dissolved Solids	mg/L	3480	3520	1	25	

SAMPLE DUPLICATE: 4289664

Parameter	Units	92711299017 Result	Dup Result	RPD	Max RPD	Qualifiers
Total Dissolved Solids	mg/L	2720	2730	0	25	

Results presented on this page are in the units indicated by the "Units" column except where an alternate unit is presented to the right of the result.

REPORT OF LABORATORY ANALYSIS

This report shall not be reproduced, except in full,
without the written consent of Pace Analytical Services, LLC.

Pace Analytical Services, LLC
9800 Kincey Ave. Suite 100
Huntersville, NC 28078
(704)875-9092

QUALITY CONTROL DATA

Project: Bowen AP-1
Pace Project No.: 92711015

QC Batch: 829973
QC Batch Method: SM 2540C-2015
Analysis Method: SM 2540C-2015
Analysis Description: 2540C Total Dissolved Solids
Laboratory: Pace Analytical Services - Asheville
Associated Lab Samples: 92711015015, 92711015019

METHOD BLANK: 4289665 Matrix: Water
Associated Lab Samples: 92711015015, 92711015019

Parameter	Units	Blank Result	Reporting Limit	MDL	Analyzed	Qualifiers
Total Dissolved Solids	mg/L	ND	25.0	25.0	02/04/24 12:45	

LABORATORY CONTROL SAMPLE: 4289666

Parameter	Units	Spike Conc.	LCS Result	LCS % Rec	% Rec Limits	Qualifiers
Total Dissolved Solids	mg/L	251	270	108	90-110	

SAMPLE DUPLICATE: 4289667

Parameter	Units	92711015015 Result	Dup Result	RPD	Max RPD	Qualifiers
Total Dissolved Solids	mg/L	445	445	0	25	

SAMPLE DUPLICATE: 4289668

Parameter	Units	92710944010 Result	Dup Result	RPD	Max RPD	Qualifiers
Total Dissolved Solids	mg/L	212	212	0	25	

Results presented on this page are in the units indicated by the "Units" column except where an alternate unit is presented to the right of the result.

REPORT OF LABORATORY ANALYSIS

This report shall not be reproduced, except in full,
without the written consent of Pace Analytical Services, LLC.

Pace Analytical Services, LLC
9800 Kincey Ave. Suite 100
Huntersville, NC 28078
(704)875-9092

QUALITY CONTROL DATA

Project: Bowen AP-1
Pace Project No.: 92711015

QC Batch: 830913 | Analysis Method: SM 2540C-2015
QC Batch Method: SM 2540C-2015 | Analysis Description: 2540C Total Dissolved Solids
Laboratory: Pace Analytical Services - Asheville
Associated Lab Samples: 92711015020, 92711015022, 92711015023, 92711015026, 92711015033

METHOD BLANK: 4294378 Matrix: Water
Associated Lab Samples: 92711015020, 92711015022, 92711015023, 92711015026, 92711015033

Parameter	Units	Blank Result	Reporting Limit	MDL	Analyzed	Qualifiers
Total Dissolved Solids	mg/L	ND	25.0	25.0	02/08/24 13:58	

LABORATORY CONTROL SAMPLE: 4294379

Parameter	Units	Spike Conc.	LCS Result	LCS % Rec	% Rec Limits	Qualifiers
Total Dissolved Solids	mg/L	250	262	105	90-110	

SAMPLE DUPLICATE: 4294380

Parameter	Units	92711409001 Result	Dup Result	RPD	Max RPD	Qualifiers
Total Dissolved Solids	mg/L	12300	12200	0	25	

SAMPLE DUPLICATE: 4294381

Parameter	Units	92711699001 Result	Dup Result	RPD	Max RPD	Qualifiers
Total Dissolved Solids	mg/L	125	128	2	25	

Results presented on this page are in the units indicated by the "Units" column except where an alternate unit is presented to the right of the result.

REPORT OF LABORATORY ANALYSIS

This report shall not be reproduced, except in full,
without the written consent of Pace Analytical Services, LLC.

Pace Analytical Services, LLC
9800 Kincey Ave. Suite 100
Huntersville, NC 28078
(704)875-9092

QUALITY CONTROL DATA

Project: Bowen AP-1
Pace Project No.: 92711015

QC Batch: 830915
QC Batch Method: SM 2540C-2015
Analysis Method: SM 2540C-2015
Analysis Description: 2540C Total Dissolved Solids
Laboratory: Pace Analytical Services - Asheville
Associated Lab Samples: 92711015021

METHOD BLANK: 4294386 Matrix: Water
Associated Lab Samples: 92711015021

Parameter	Units	Blank Result	Reporting Limit	MDL	Analyzed	Qualifiers
Total Dissolved Solids	mg/L	ND	25.0	25.0	02/08/24 13:39	

LABORATORY CONTROL SAMPLE: 4294387

Parameter	Units	Spike Conc.	LCS Result	LCS % Rec	% Rec Limits	Qualifiers
Total Dissolved Solids	mg/L	250	268	107	90-110	

SAMPLE DUPLICATE: 4294389

Parameter	Units	92710944022 Result	Dup Result	RPD	Max RPD	Qualifiers
Total Dissolved Solids	mg/L	864	886	3	25	

SAMPLE DUPLICATE: 4300660

Parameter	Units	92711928002 Result	Dup Result	RPD	Max RPD	Qualifiers
Total Dissolved Solids	mg/L	953	929	3	25	H1

Results presented on this page are in the units indicated by the "Units" column except where an alternate unit is presented to the right of the result.

REPORT OF LABORATORY ANALYSIS

This report shall not be reproduced, except in full,
without the written consent of Pace Analytical Services, LLC.

Pace Analytical Services, LLC
9800 Kincey Ave. Suite 100
Huntersville, NC 28078
(704)875-9092

QUALITY CONTROL DATA

Project: Bowen AP-1
Pace Project No.: 92711015

QC Batch: 831333 | Analysis Method: SM 2540C-2015
QC Batch Method: SM 2540C-2015 | Analysis Description: 2540C Total Dissolved Solids
Laboratory: Pace Analytical Services - Asheville
Associated Lab Samples: 92711015024, 92711015025, 92711015027, 92711015028, 92711015029, 92711015030, 92711015031, 92711015032

METHOD BLANK: 4296466 Matrix: Water
Associated Lab Samples: 92711015024, 92711015025, 92711015027, 92711015028, 92711015029, 92711015030, 92711015031, 92711015032

Parameter	Units	Blank Result	Reporting Limit	MDL	Analyzed	Qualifiers
Total Dissolved Solids	mg/L	ND	25.0	25.0	02/09/24 17:34	

LABORATORY CONTROL SAMPLE: 4296467

Parameter	Units	Spike Conc.	LCS Result	LCS % Rec	% Rec Limits	Qualifiers
Total Dissolved Solids	mg/L	250	258	103	90-110	

SAMPLE DUPLICATE: 4296468

Parameter	Units	92711015024 Result	Dup Result	RPD	Max RPD	Qualifiers
Total Dissolved Solids	mg/L	1490	1520	2	25	

SAMPLE DUPLICATE: 4296469

Parameter	Units	92711696002 Result	Dup Result	RPD	Max RPD	Qualifiers
Total Dissolved Solids	mg/L	198	203	2	25	

Results presented on this page are in the units indicated by the "Units" column except where an alternate unit is presented to the right of the result.

REPORT OF LABORATORY ANALYSIS

This report shall not be reproduced, except in full,
without the written consent of Pace Analytical Services, LLC.

Pace Analytical Services, LLC
9800 Kincey Ave. Suite 100
Huntersville, NC 28078
(704)875-9092

QUALITY CONTROL DATA

Project: Bowen AP-1
Pace Project No.: 92711015

QC Batch: 831917
QC Batch Method: SM 2540C-2015
Analysis Method: SM 2540C-2015
Analysis Description: 2540C Total Dissolved Solids
Laboratory: Pace Analytical Services - Asheville
Associated Lab Samples: 92711015038, 92711015039, 92711015043

METHOD BLANK: 4299217 Matrix: Water
Associated Lab Samples: 92711015038, 92711015039, 92711015043

Parameter	Units	Blank Result	Reporting Limit	MDL	Analyzed	Qualifiers
Total Dissolved Solids	mg/L	ND	25.0	25.0	02/13/24 12:38	

LABORATORY CONTROL SAMPLE: 4299218

Parameter	Units	Spike Conc.	LCS Result	LCS % Rec	% Rec Limits	Qualifiers
Total Dissolved Solids	mg/L	250	250	100	90-110	

SAMPLE DUPLICATE: 4299219

Parameter	Units	92711015038 Result	Dup Result	RPD	Max RPD	Qualifiers
Total Dissolved Solids	mg/L	511	510	0	25	

SAMPLE DUPLICATE: 4299220

Parameter	Units	92712326015 Result	Dup Result	RPD	Max RPD	Qualifiers
Total Dissolved Solids	mg/L	88.0	82.0	7	25	

Results presented on this page are in the units indicated by the "Units" column except where an alternate unit is presented to the right of the result.

REPORT OF LABORATORY ANALYSIS

This report shall not be reproduced, except in full,
without the written consent of Pace Analytical Services, LLC.

Pace Analytical Services, LLC
9800 Kincey Ave. Suite 100
Huntersville, NC 28078
(704)875-9092

QUALITY CONTROL DATA

Project: Bowen AP-1
Pace Project No.: 92711015

QC Batch: 832186 | Analysis Method: SM 2540C-2015
QC Batch Method: SM 2540C-2015 | Analysis Description: 2540C Total Dissolved Solids
Laboratory: Pace Analytical Services - Asheville
Associated Lab Samples: 92711015034, 92711015040, 92711015041

METHOD BLANK: 4300468 Matrix: Water
Associated Lab Samples: 92711015034, 92711015040, 92711015041

Parameter	Units	Blank Result	Reporting Limit	MDL	Analyzed	Qualifiers
Total Dissolved Solids	mg/L	ND	25.0	25.0	02/14/24 12:21	

LABORATORY CONTROL SAMPLE: 4300469

Parameter	Units	Spike Conc.	LCS Result	LCS % Rec	% Rec Limits	Qualifiers
Total Dissolved Solids	mg/L	250	260	104	90-110	

SAMPLE DUPLICATE: 4300470

Parameter	Units	92712603002 Result	Dup Result	RPD	Max RPD	Qualifiers
Total Dissolved Solids	mg/L	304	295	3	25	

SAMPLE DUPLICATE: 4300471

Parameter	Units	92712684006 Result	Dup Result	RPD	Max RPD	Qualifiers
Total Dissolved Solids	mg/L	250	250	0	25	

Results presented on this page are in the units indicated by the "Units" column except where an alternate unit is presented to the right of the result.

REPORT OF LABORATORY ANALYSIS

This report shall not be reproduced, except in full,
without the written consent of Pace Analytical Services, LLC.

Pace Analytical Services, LLC
9800 Kincey Ave. Suite 100
Huntersville, NC 28078
(704)875-9092

QUALITY CONTROL DATA

Project: Bowen AP-1
Pace Project No.: 92711015

QC Batch: 832188 | Analysis Method: SM 2540C-2015
QC Batch Method: SM 2540C-2015 | Analysis Description: 2540C Total Dissolved Solids
Laboratory: Pace Analytical Services - Asheville
Associated Lab Samples: 92711015035, 92711015036, 92711015044, 92711015045, 92711015046, 92711015048, 92711015049

METHOD BLANK: 4300476 Matrix: Water
Associated Lab Samples: 92711015035, 92711015036, 92711015044, 92711015045, 92711015046, 92711015048, 92711015049

Parameter	Units	Blank Result	Reporting Limit	MDL	Analyzed	Qualifiers
Total Dissolved Solids	mg/L	ND	25.0	25.0	02/14/24 12:16	

LABORATORY CONTROL SAMPLE: 4300477

Parameter	Units	Spike Conc.	LCS Result	LCS % Rec	% Rec Limits	Qualifiers
Total Dissolved Solids	mg/L	250	262	105	90-110	

SAMPLE DUPLICATE: 4300478

Parameter	Units	92711015044 Result	Dup Result	RPD	Max RPD	Qualifiers
Total Dissolved Solids	mg/L	579	563	3	25	

SAMPLE DUPLICATE: 4300480

Parameter	Units	92712683001 Result	Dup Result	RPD	Max RPD	Qualifiers
Total Dissolved Solids	mg/L	15100	14800	2	25	

Results presented on this page are in the units indicated by the "Units" column except where an alternate unit is presented to the right of the result.

REPORT OF LABORATORY ANALYSIS

This report shall not be reproduced, except in full,
without the written consent of Pace Analytical Services, LLC.

Pace Analytical Services, LLC
9800 Kincey Ave. Suite 100
Huntersville, NC 28078
(704)875-9092

QUALITY CONTROL DATA

Project: Bowen AP-1
Pace Project No.: 92711015

QC Batch: 832530 | Analysis Method: SM 2540C-2015
QC Batch Method: SM 2540C-2015 | Analysis Description: 2540C Total Dissolved Solids
Laboratory: Pace Analytical Services - Asheville
Associated Lab Samples: 92711015037, 92711015042, 92711015047, 92711015050

METHOD BLANK: 4302200 Matrix: Water
Associated Lab Samples: 92711015037, 92711015042, 92711015047, 92711015050

Parameter	Units	Blank Result	Reporting Limit	MDL	Analyzed	Qualifiers
Total Dissolved Solids	mg/L	ND	25.0	25.0	02/15/24 10:03	

LABORATORY CONTROL SAMPLE: 4302201

Parameter	Units	Spike Conc.	LCS Result	LCS % Rec	% Rec Limits	Qualifiers
Total Dissolved Solids	mg/L	250	262	105	90-110	

SAMPLE DUPLICATE: 4302202

Parameter	Units	92711015037 Result	Dup Result	RPD	Max RPD	Qualifiers
Total Dissolved Solids	mg/L	1790	1730	4	25	

SAMPLE DUPLICATE: 4302203

Parameter	Units	92712842007 Result	Dup Result	RPD	Max RPD	Qualifiers
Total Dissolved Solids	mg/L	109	105	4	25	

Results presented on this page are in the units indicated by the "Units" column except where an alternate unit is presented to the right of the result.

REPORT OF LABORATORY ANALYSIS

This report shall not be reproduced, except in full,
without the written consent of Pace Analytical Services, LLC.

Pace Analytical Services, LLC
9800 Kincey Ave. Suite 100
Huntersville, NC 28078
(704)875-9092

QUALITY CONTROL DATA

Project: Bowen AP-1
Pace Project No.: 92711015

QC Batch: 829293
QC Batch Method: SM 4500-S2D-2011
Analysis Method: SM 4500-S2D-2011
Analysis Description: 4500S2D Sulfide Water
Laboratory: Pace Analytical Services - Asheville
Associated Lab Samples: 92711015001, 92711015002, 92711015003, 92711015004

METHOD BLANK: 4286594 Matrix: Water
Associated Lab Samples: 92711015001, 92711015002, 92711015003, 92711015004

Parameter	Units	Blank Result	Reporting Limit	MDL	Analyzed	Qualifiers
Sulfide	mg/L	ND	0.10	0.022	02/01/24 06:20	

LABORATORY CONTROL SAMPLE: 4286595

Parameter	Units	Spike Conc.	LCS Result	LCS % Rec	% Rec Limits	Qualifiers
Sulfide	mg/L	0.5	0.51	101	80-120	

MATRIX SPIKE & MATRIX SPIKE DUPLICATE: 4286596 4286597

Parameter	Units	92710443001 Result	MS Spike Conc.	MSD Spike Conc.	MS Result	MSD Result	MS % Rec	MSD % Rec	% Rec Limits	RPD	Max RPD	Qual
Sulfide	mg/L	ND	0.5	0.5	0.48	0.49	96	97	80-120	1	10	

MATRIX SPIKE & MATRIX SPIKE DUPLICATE: 4286598 4286599

Parameter	Units	92710968002 Result	MS Spike Conc.	MSD Spike Conc.	MS Result	MSD Result	MS % Rec	MSD % Rec	% Rec Limits	RPD	Max RPD	Qual
Sulfide	mg/L	ND	0.5	0.5	0.52	0.52	103	103	80-120	0	10	

Results presented on this page are in the units indicated by the "Units" column except where an alternate unit is presented to the right of the result.

REPORT OF LABORATORY ANALYSIS

This report shall not be reproduced, except in full,
without the written consent of Pace Analytical Services, LLC.

Pace Analytical Services, LLC
9800 Kincey Ave. Suite 100
Huntersville, NC 28078
(704)875-9092

QUALITY CONTROL DATA

Project: Bowen AP-1
Pace Project No.: 92711015

QC Batch: 829294
QC Batch Method: SM 4500-S2D-2011
Analysis Method: SM 4500-S2D-2011
Analysis Description: 4500S2D Sulfide Water
Laboratory: Pace Analytical Services - Asheville
Associated Lab Samples: 92711015005, 92711015006

METHOD BLANK: 4286600 Matrix: Water
Associated Lab Samples: 92711015005, 92711015006

Parameter	Units	Blank Result	Reporting Limit	MDL	Analyzed	Qualifiers
Sulfide	mg/L	ND	0.10	0.022	02/01/24 06:33	

LABORATORY CONTROL SAMPLE: 4286601

Parameter	Units	Spike Conc.	LCS Result	LCS % Rec	% Rec Limits	Qualifiers
Sulfide	mg/L	0.5	0.50	101	80-120	

MATRIX SPIKE & MATRIX SPIKE DUPLICATE: 4286602 4286603

Parameter	Units	92711015005 Result	MS Spike Conc.	MSD Spike Conc.	MS Result	MSD Result	MS % Rec	MSD % Rec	% Rec Limits	RPD	Max RPD	Qual
Sulfide	mg/L	ND	0.5	0.5	0.53	0.53	106	106	80-120	0	10	

Results presented on this page are in the units indicated by the "Units" column except where an alternate unit is presented to the right of the result.

REPORT OF LABORATORY ANALYSIS

This report shall not be reproduced, except in full,
without the written consent of Pace Analytical Services, LLC.

Pace Analytical Services, LLC
9800 Kincey Ave. Suite 100
Huntersville, NC 28078
(704)875-9092

QUALITY CONTROL DATA

Project: Bowen AP-1
Pace Project No.: 92711015

QC Batch: 829894
QC Batch Method: SM 4500-S2D-2011
Analysis Method: SM 4500-S2D-2011
Analysis Description: 4500S2D Sulfide Water
Laboratory: Pace Analytical Services - Asheville
Associated Lab Samples: 92711015007, 92711015008, 92711015016, 92711015017, 92711015018

METHOD BLANK: 4289469 Matrix: Water
Associated Lab Samples: 92711015007, 92711015008, 92711015016, 92711015017, 92711015018

Parameter	Units	Blank Result	Reporting Limit	MDL	Analyzed	Qualifiers
Sulfide	mg/L	ND	0.10	0.022	02/03/24 06:24	

LABORATORY CONTROL SAMPLE: 4289470

Parameter	Units	Spike Conc.	LCS Result	LCS % Rec	% Rec Limits	Qualifiers
Sulfide	mg/L	0.5	0.51	102	80-120	

MATRIX SPIKE & MATRIX SPIKE DUPLICATE: 4289471 4289472

Parameter	Units	92711015007 Result	MS Spike Conc.	MSD Spike Conc.	MS Result	MSD Result	MS % Rec	MSD % Rec	% Rec Limits	RPD	Max RPD	Qual
Sulfide	mg/L	ND	0.5	0.5	0.52	0.53	103	106	80-120	2	10	

Results presented on this page are in the units indicated by the "Units" column except where an alternate unit is presented to the right of the result.

REPORT OF LABORATORY ANALYSIS

This report shall not be reproduced, except in full,
without the written consent of Pace Analytical Services, LLC.

Pace Analytical Services, LLC
9800 Kincey Ave. Suite 100
Huntersville, NC 28078
(704)875-9092

QUALITY CONTROL DATA

Project: Bowen AP-1
Pace Project No.: 92711015

QC Batch: 830837
QC Batch Method: SM 4500-S2D-2011
Analysis Method: SM 4500-S2D-2011
Analysis Description: 4500S2D Sulfide Water
Laboratory: Pace Analytical Services - Asheville
Associated Lab Samples: 92711015009, 92711015010, 92711015011, 92711015012, 92711015013, 92711015014, 92711015015, 92711015019

METHOD BLANK: 4294225 Matrix: Water
Associated Lab Samples: 92711015009, 92711015010, 92711015011, 92711015012, 92711015013, 92711015014, 92711015015, 92711015019

Parameter	Units	Blank Result	Reporting Limit	MDL	Analyzed	Qualifiers
Sulfide	mg/L	ND	0.10	0.022	02/08/24 06:05	

LABORATORY CONTROL SAMPLE: 4294226

Parameter	Units	Spike Conc.	LCS Result	LCS % Rec	% Rec Limits	Qualifiers
Sulfide	mg/L	0.5	0.53	106	80-120	

MATRIX SPIKE & MATRIX SPIKE DUPLICATE: 4294227 4294228

Parameter	Units	92711015009 Result	MS Spike Conc.	MSD Spike Conc.	MS Result	MSD Result	MS % Rec	MSD % Rec	% Rec Limits	RPD	Max RPD	Qual
Sulfide	mg/L	ND	0.5	0.5	0.51	0.53	102	107	80-120	5	10	

MATRIX SPIKE & MATRIX SPIKE DUPLICATE: 4294229 4294230

Parameter	Units	92710944006 Result	MS Spike Conc.	MSD Spike Conc.	MS Result	MSD Result	MS % Rec	MSD % Rec	% Rec Limits	RPD	Max RPD	Qual
Sulfide	mg/L	ND	0.5	0.5	0.47	0.48	94	96	80-120	1	10	

Results presented on this page are in the units indicated by the "Units" column except where an alternate unit is presented to the right of the result.

REPORT OF LABORATORY ANALYSIS

This report shall not be reproduced, except in full,
without the written consent of Pace Analytical Services, LLC.

Pace Analytical Services, LLC
9800 Kincey Ave. Suite 100
Huntersville, NC 28078
(704)875-9092

QUALITY CONTROL DATA

Project: Bowen AP-1
Pace Project No.: 92711015

QC Batch: 830839
QC Batch Method: SM 4500-S2D-2011
Analysis Method: SM 4500-S2D-2011
Analysis Description: 4500S2D Sulfide Water
Laboratory: Pace Analytical Services - Asheville
Associated Lab Samples: 92711015020, 92711015022, 92711015023, 92711015026

METHOD BLANK: 4294234 Matrix: Water
Associated Lab Samples: 92711015020, 92711015022, 92711015023, 92711015026

Parameter	Units	Blank Result	Reporting Limit	MDL	Analyzed	Qualifiers
Sulfide	mg/L	ND	0.10	0.022	02/08/24 06:18	

LABORATORY CONTROL SAMPLE: 4294235

Parameter	Units	Spike Conc.	LCS Result	LCS % Rec	% Rec Limits	Qualifiers
Sulfide	mg/L	0.5	0.52	104	80-120	

MATRIX SPIKE & MATRIX SPIKE DUPLICATE: 4294236 4294237

Parameter	Units	92710886010 Result	MS Spike Conc.	MSD Spike Conc.	MS Result	MSD Result	MS % Rec	MSD % Rec	% Rec Limits	RPD	Max RPD	Qual
Sulfide	mg/L	ND	0.5	0.5	0.45	0.48	90	95	80-120	6	10	

MATRIX SPIKE & MATRIX SPIKE DUPLICATE: 4294238 4294239

Parameter	Units	92710944013 Result	MS Spike Conc.	MSD Spike Conc.	MS Result	MSD Result	MS % Rec	MSD % Rec	% Rec Limits	RPD	Max RPD	Qual
Sulfide	mg/L	ND	0.5	0.5	0.49	0.50	98	100	80-120	3	10	

Results presented on this page are in the units indicated by the "Units" column except where an alternate unit is presented to the right of the result.

REPORT OF LABORATORY ANALYSIS

This report shall not be reproduced, except in full,
without the written consent of Pace Analytical Services, LLC.

Pace Analytical Services, LLC
9800 Kincey Ave. Suite 100
Huntersville, NC 28078
(704)875-9092

QUALITY CONTROL DATA

Project: Bowen AP-1
Pace Project No.: 92711015

QC Batch: 831203
QC Batch Method: SM 4500-S2D-2011
Analysis Method: SM 4500-S2D-2011
Analysis Description: 4500S2D Sulfide Water
Laboratory: Pace Analytical Services - Asheville
Associated Lab Samples: 92711015021, 92711015024, 92711015025, 92711015033

METHOD BLANK: 4295980 Matrix: Water
Associated Lab Samples: 92711015021, 92711015024, 92711015025, 92711015033

Parameter	Units	Blank Result	Reporting Limit	MDL	Analyzed	Qualifiers
Sulfide	mg/L	ND	0.10	0.022	02/09/24 02:08	

LABORATORY CONTROL SAMPLE: 4295981

Parameter	Units	Spike Conc.	LCS Result	LCS % Rec	% Rec Limits	Qualifiers
Sulfide	mg/L	0.5	0.46	91	80-120	

MATRIX SPIKE & MATRIX SPIKE DUPLICATE: 4295982 4295983

Parameter	Units	92711015033 Result	MS Spike Conc.	MSD Spike Conc.	MS Result	MSD Result	MS % Rec	MSD % Rec	% Rec Limits	RPD	Max RPD	Qual
Sulfide	mg/L	ND	0.5	0.5	0.48	0.52	96	104	80-120	7	10	

MATRIX SPIKE & MATRIX SPIKE DUPLICATE: 4295984 4295985

Parameter	Units	92710944025 Result	MS Spike Conc.	MSD Spike Conc.	MS Result	MSD Result	MS % Rec	MSD % Rec	% Rec Limits	RPD	Max RPD	Qual
Sulfide	mg/L	ND	0.5	0.5	0.49	0.48	97	96	80-120	2	10	

Results presented on this page are in the units indicated by the "Units" column except where an alternate unit is presented to the right of the result.

REPORT OF LABORATORY ANALYSIS

This report shall not be reproduced, except in full,
without the written consent of Pace Analytical Services, LLC.

Pace Analytical Services, LLC
9800 Kincey Ave. Suite 100
Huntersville, NC 28078
(704)875-9092

QUALITY CONTROL DATA

Project: Bowen AP-1
Pace Project No.: 92711015

QC Batch: 831204 | Analysis Method: SM 4500-S2D-2011
QC Batch Method: SM 4500-S2D-2011 | Analysis Description: 4500S2D Sulfide Water
Laboratory: Pace Analytical Services - Asheville
Associated Lab Samples: 92711015027, 92711015028, 92711015029, 92711015030, 92711015031, 92711015032

METHOD BLANK: 4295986 Matrix: Water
Associated Lab Samples: 92711015027, 92711015028, 92711015029, 92711015030, 92711015031, 92711015032

Parameter	Units	Blank Result	Reporting Limit	MDL	Analyzed	Qualifiers
Sulfide	mg/L	ND	0.10	0.022	02/09/24 02:40	

LABORATORY CONTROL SAMPLE: 4295987

Parameter	Units	Spike Conc.	LCS Result	LCS % Rec	% Rec Limits	Qualifiers
Sulfide	mg/L	0.5	0.46	92	80-120	

MATRIX SPIKE & MATRIX SPIKE DUPLICATE: 4295988 4295989

Parameter	Units	92711015027 Result	MS Spike Conc.	MSD Spike Conc.	MS Result	MSD Result	MS % Rec	MSD % Rec	% Rec Limits	RPD	Max RPD	Qual
Sulfide	mg/L	0.061J	0.5	0.5	0.58	0.54	104	96	80-120	7	10	

MATRIX SPIKE & MATRIX SPIKE DUPLICATE: 4295990 4295991

Parameter	Units	92712201004 Result	MS Spike Conc.	MSD Spike Conc.	MS Result	MSD Result	MS % Rec	MSD % Rec	% Rec Limits	RPD	Max RPD	Qual
Sulfide	mg/L	ND	0.5	0.5	0.50	0.53	100	105	80-120	5	10	

Results presented on this page are in the units indicated by the "Units" column except where an alternate unit is presented to the right of the result.

REPORT OF LABORATORY ANALYSIS

This report shall not be reproduced, except in full,
without the written consent of Pace Analytical Services, LLC.

Pace Analytical Services, LLC
9800 Kincey Ave. Suite 100
Huntersville, NC 28078
(704)875-9092

QUALITY CONTROL DATA

Project: Bowen AP-1
Pace Project No.: 92711015

QC Batch: 831856
QC Batch Method: SM 4500-S2D-2011
Analysis Method: SM 4500-S2D-2011
Analysis Description: 4500S2D Sulfide Water
Laboratory: Pace Analytical Services - Asheville
Associated Lab Samples: 92711015034, 92711015038, 92711015039, 92711015040, 92711015041, 92711015043, 92711015044, 92711015045, 92711015046, 92711015048, 92711015049

METHOD BLANK: 4299056 Matrix: Water
Associated Lab Samples: 92711015034, 92711015038, 92711015039, 92711015040, 92711015041, 92711015043, 92711015044, 92711015045, 92711015046, 92711015048, 92711015049

Parameter	Units	Blank Result	Reporting Limit	MDL	Analyzed	Qualifiers
Sulfide	mg/L	ND	0.10	0.022	02/13/24 02:34	

LABORATORY CONTROL SAMPLE: 4299057

Parameter	Units	Spike Conc.	LCS Result	LCS % Rec	% Rec Limits	Qualifiers
Sulfide	mg/L	0.5	0.47	94	80-120	

MATRIX SPIKE & MATRIX SPIKE DUPLICATE: 4299058 4299059

Parameter	Units	92711015038 Result	MS Spike Conc.	MSD Spike Conc.	MS Result	MSD Result	MS % Rec	MSD % Rec	% Rec Limits	RPD	Max RPD	Qual
Sulfide	mg/L	ND	0.5	0.5	0.45	0.46	91	91	80-120	1	10	

MATRIX SPIKE & MATRIX SPIKE DUPLICATE: 4299060 4299061

Parameter	Units	92711015048 Result	MS Spike Conc.	MSD Spike Conc.	MS Result	MSD Result	MS % Rec	MSD % Rec	% Rec Limits	RPD	Max RPD	Qual
Sulfide	mg/L	ND	0.5	0.5	0.36	0.36	73	73	80-120	0	10	M1

Results presented on this page are in the units indicated by the "Units" column except where an alternate unit is presented to the right of the result.

REPORT OF LABORATORY ANALYSIS

This report shall not be reproduced, except in full,
without the written consent of Pace Analytical Services, LLC.

Pace Analytical Services, LLC
9800 Kincey Ave. Suite 100
Huntersville, NC 28078
(704)875-9092

QUALITY CONTROL DATA

Project: Bowen AP-1
Pace Project No.: 92711015

QC Batch: 831857 | Analysis Method: SM 4500-S2D-2011
QC Batch Method: SM 4500-S2D-2011 | Analysis Description: 4500S2D Sulfide Water
Laboratory: Pace Analytical Services - Asheville
Associated Lab Samples: 92711015035, 92711015036, 92711015037, 92711015042, 92711015047, 92711015050

METHOD BLANK: 4299062 Matrix: Water
Associated Lab Samples: 92711015035, 92711015036, 92711015037, 92711015042, 92711015047, 92711015050

Parameter	Units	Blank Result	Reporting Limit	MDL	Analyzed	Qualifiers
Sulfide	mg/L	ND	0.10	0.022	02/13/24 03:17	

LABORATORY CONTROL SAMPLE: 4299063

Parameter	Units	Spike Conc.	LCS Result	LCS % Rec	% Rec Limits	Qualifiers
Sulfide	mg/L	0.5	0.48	95	80-120	

MATRIX SPIKE & MATRIX SPIKE DUPLICATE: 4299064 4299065

Parameter	Units	92712779005 Result	MS Spike Conc.	MSD Spike Conc.	MS Result	MSD Result	MS % Rec	MSD % Rec	% Rec Limits	RPD	Max RPD	Qual
Sulfide	mg/L	ND	0.5	0.5	0.49	0.44	99	88	80-120	11	10	R1

Results presented on this page are in the units indicated by the "Units" column except where an alternate unit is presented to the right of the result.

REPORT OF LABORATORY ANALYSIS

This report shall not be reproduced, except in full,
without the written consent of Pace Analytical Services, LLC.

Pace Analytical Services, LLC
9800 Kincey Ave. Suite 100
Huntersville, NC 28078
(704)875-9092

QUALITY CONTROL DATA

Project: Bowen AP-1
Pace Project No.: 92711015

QC Batch: 829251
QC Batch Method: EPA 300.0 Rev 2.1 1993
Analysis Method: EPA 300.0 Rev 2.1 1993
Analysis Description: 300.0 IC Anions
Laboratory: Pace Analytical Services - Asheville
Associated Lab Samples: 92711015001

METHOD BLANK: 4286390 Matrix: Water
Associated Lab Samples: 92711015001

Parameter	Units	Blank Result	Reporting Limit	MDL	Analyzed	Qualifiers
Chloride	mg/L	ND	1.0	0.60	01/31/24 21:29	
Fluoride	mg/L	ND	0.10	0.050	01/31/24 21:29	
Sulfate	mg/L	ND	1.0	0.50	01/31/24 21:29	

LABORATORY CONTROL SAMPLE: 4286391

Parameter	Units	Spike Conc.	LCS Result	LCS % Rec	% Rec Limits	Qualifiers
Chloride	mg/L	50	48.9	98	90-110	
Fluoride	mg/L	2.5	2.5	100	90-110	
Sulfate	mg/L	50	48.9	98	90-110	

MATRIX SPIKE & MATRIX SPIKE DUPLICATE: 4286392 4286393

Parameter	Units	92710726002 Result	MS Spike Conc.	MSD Spike Conc.	MS Result	MSD Result	MS % Rec	MSD % Rec	% Rec Limits	RPD	Max RPD	Qual
Chloride	mg/L	36.6	50	50	78.9	80.2	85	87	90-110	2	10	M1
Fluoride	mg/L	0.90	2.5	2.5	2.7	2.8	73	76	90-110	3	10	M1
Sulfate	mg/L	178	50	50	226	228	96	99	90-110	1	10	

MATRIX SPIKE & MATRIX SPIKE DUPLICATE: 4286394 4286395

Parameter	Units	92710939001 Result	MS Spike Conc.	MSD Spike Conc.	MS Result	MSD Result	MS % Rec	MSD % Rec	% Rec Limits	RPD	Max RPD	Qual
Chloride	mg/L	8.5	50	50	52.6	53.3	88	90	90-110	1	10	M1
Fluoride	mg/L	0.078J	2.5	2.5	1.8	1.9	71	74	90-110	5	10	M1
Sulfate	mg/L	220	50	50	265	265	90	90	90-110	0	10	

Results presented on this page are in the units indicated by the "Units" column except where an alternate unit is presented to the right of the result.

REPORT OF LABORATORY ANALYSIS

This report shall not be reproduced, except in full,
without the written consent of Pace Analytical Services, LLC.

Pace Analytical Services, LLC
9800 Kincey Ave. Suite 100
Huntersville, NC 28078
(704)875-9092

QUALITY CONTROL DATA

Project: Bowen AP-1
Pace Project No.: 92711015

QC Batch: 829284
QC Batch Method: EPA 300.0 Rev 2.1 1993
Analysis Method: EPA 300.0 Rev 2.1 1993
Analysis Description: 300.0 IC Anions
Laboratory: Pace Analytical Services - Asheville
Associated Lab Samples: 92711015002, 92711015003, 92711015004, 92711015005, 92711015006

METHOD BLANK: 4286562 Matrix: Water
Associated Lab Samples: 92711015002, 92711015003, 92711015004, 92711015005, 92711015006

Parameter	Units	Blank Result	Reporting Limit	MDL	Analyzed	Qualifiers
Chloride	mg/L	ND	1.0	0.60	02/01/24 16:10	
Fluoride	mg/L	ND	0.10	0.050	02/01/24 16:10	
Sulfate	mg/L	ND	1.0	0.50	02/01/24 16:10	

LABORATORY CONTROL SAMPLE: 4286563

Parameter	Units	Spike Conc.	LCS Result	LCS % Rec	% Rec Limits	Qualifiers
Chloride	mg/L	50	49.4	99	90-110	
Fluoride	mg/L	2.5	2.5	101	90-110	
Sulfate	mg/L	50	50.4	101	90-110	

MATRIX SPIKE & MATRIX SPIKE DUPLICATE: 4286564 4286565

Parameter	Units	92711015002 Result	MS Spike Conc.	MSD Spike Conc.	MS Result	MSD Result	MS % Rec	MSD % Rec	% Rec Limits	RPD	Max RPD	Qual
Chloride	mg/L	240	50	50	284	283	89	86	90-110	0	10	M1
Fluoride	mg/L	0.096J	2.5	2.5	2.8	2.9	107	111	90-110	4	10	M1
Sulfate	mg/L	126	50	50	176	174	99	95	90-110	1	10	

Results presented on this page are in the units indicated by the "Units" column except where an alternate unit is presented to the right of the result.

REPORT OF LABORATORY ANALYSIS

This report shall not be reproduced, except in full,
without the written consent of Pace Analytical Services, LLC.

Pace Analytical Services, LLC
9800 Kincey Ave. Suite 100
Huntersville, NC 28078
(704)875-9092

QUALITY CONTROL DATA

Project: Bowen AP-1
Pace Project No.: 92711015

QC Batch: 829908
QC Batch Method: EPA 300.0 Rev 2.1 1993
Analysis Method: EPA 300.0 Rev 2.1 1993
Analysis Description: 300.0 IC Anions
Laboratory: Pace Analytical Services - Asheville
Associated Lab Samples: 92711015007, 92711015008, 92711015009, 92711015010, 92711015011, 92711015012, 92711015013, 92711015014, 92711015015, 92711015016, 92711015017, 92711015018, 92711015019

METHOD BLANK: 4289503 Matrix: Water
Associated Lab Samples: 92711015007, 92711015008, 92711015009, 92711015010, 92711015011, 92711015012, 92711015013, 92711015014, 92711015015, 92711015016, 92711015017, 92711015018, 92711015019

Parameter	Units	Blank Result	Reporting Limit	MDL	Analyzed	Qualifiers
Chloride	mg/L	ND	1.0	0.60	02/03/24 12:48	
Fluoride	mg/L	ND	0.10	0.050	02/03/24 12:48	
Sulfate	mg/L	ND	1.0	0.50	02/03/24 12:48	

LABORATORY CONTROL SAMPLE: 4289504

Parameter	Units	Spike Conc.	LCS Result	LCS % Rec	% Rec Limits	Qualifiers
Chloride	mg/L	50	49.2	98	90-110	
Fluoride	mg/L	2.5	2.4	96	90-110	
Sulfate	mg/L	50	49.4	99	90-110	

MATRIX SPIKE & MATRIX SPIKE DUPLICATE: 4289505 4289506

Parameter	Units	92711342001 Result	MS Spike Conc.	MSD Spike Conc.	MS Result	MSD Result	MS % Rec	MSD % Rec	% Rec Limits	RPD	Max RPD	Qual
Chloride	mg/L	57.3	50	50	101	101	87	87	90-110	0	10	M1
Fluoride	mg/L	0.075J	2.5	2.5	2.3	2.4	89	93	90-110	4	10	M1
Sulfate	mg/L	61.6	50	50	104	104	85	85	90-110	0	10	M1

MATRIX SPIKE & MATRIX SPIKE DUPLICATE: 4289507 4289508

Parameter	Units	92711015014 Result	MS Spike Conc.	MSD Spike Conc.	MS Result	MSD Result	MS % Rec	MSD % Rec	% Rec Limits	RPD	Max RPD	Qual
Chloride	mg/L	18.5	50	50	70.0	70.3	103	104	90-110	1	10	
Fluoride	mg/L	0.072J	2.5	2.5	2.4	2.4	93	94	90-110	1	10	
Sulfate	mg/L	551	50	50	594	590	86	77	90-110	1	10	M1

Results presented on this page are in the units indicated by the "Units" column except where an alternate unit is presented to the right of the result.

REPORT OF LABORATORY ANALYSIS

This report shall not be reproduced, except in full,
without the written consent of Pace Analytical Services, LLC.

Pace Analytical Services, LLC
9800 Kincey Ave. Suite 100
Huntersville, NC 28078
(704)875-9092

QUALITY CONTROL DATA

Project: Bowen AP-1
Pace Project No.: 92711015

QC Batch: 830748
QC Batch Method: EPA 300.0 Rev 2.1 1993
Analysis Method: EPA 300.0 Rev 2.1 1993
Analysis Description: 300.0 IC Anions
Laboratory: Pace Analytical Services - Asheville
Associated Lab Samples: 92711015020, 92711015021, 92711015022, 92711015023, 92711015024

METHOD BLANK: 4293725 Matrix: Water
Associated Lab Samples: 92711015020, 92711015021, 92711015022, 92711015023, 92711015024

Parameter	Units	Blank Result	Reporting Limit	MDL	Analyzed	Qualifiers
Chloride	mg/L	ND	1.0	0.60	02/07/24 21:00	
Fluoride	mg/L	ND	0.10	0.050	02/07/24 21:00	
Sulfate	mg/L	ND	1.0	0.50	02/07/24 21:00	

LABORATORY CONTROL SAMPLE: 4293726

Parameter	Units	Spike Conc.	LCS Result	LCS % Rec	% Rec Limits	Qualifiers
Chloride	mg/L	50	51.7	103	90-110	
Fluoride	mg/L	2.5	2.6	102	90-110	
Sulfate	mg/L	50	51.7	103	90-110	

MATRIX SPIKE & MATRIX SPIKE DUPLICATE: 4293727 4293728

Parameter	Units	92710944017 Result	MS Spike Conc.	MSD Spike Conc.	MS Result	MSD Result	MS % Rec	MSD % Rec	% Rec Limits	RPD	Max RPD	Qual
Chloride	mg/L	8.9	50	50	59.3	60.9	101	104	90-110	3	10	
Fluoride	mg/L	ND	2.5	2.5	2.7	2.8	107	109	90-110	2	10	
Sulfate	mg/L	433	50	50	479	480	91	93	90-110	0	10	

MATRIX SPIKE & MATRIX SPIKE DUPLICATE: 4293729 4293730

Parameter	Units	92710886021 Result	MS Spike Conc.	MSD Spike Conc.	MS Result	MSD Result	MS % Rec	MSD % Rec	% Rec Limits	RPD	Max RPD	Qual
Chloride	mg/L	18.0	50	50	68.8	69.9	102	104	90-110	1	10	
Fluoride	mg/L	0.10	2.5	2.5	3.1	3.0	122	117	90-110	4	10	M1
Sulfate	mg/L	261	50	50	303	306	85	90	90-110	1	10	M1

Results presented on this page are in the units indicated by the "Units" column except where an alternate unit is presented to the right of the result.

REPORT OF LABORATORY ANALYSIS

This report shall not be reproduced, except in full,
without the written consent of Pace Analytical Services, LLC.

Pace Analytical Services, LLC
9800 Kincey Ave. Suite 100
Huntersville, NC 28078
(704)875-9092

QUALITY CONTROL DATA

Project: Bowen AP-1
Pace Project No.: 92711015

QC Batch: 830749
QC Batch Method: EPA 300.0 Rev 2.1 1993
Analysis Method: EPA 300.0 Rev 2.1 1993
Analysis Description: 300.0 IC Anions
Laboratory: Pace Analytical Services - Asheville
Associated Lab Samples: 92711015025, 92711015026, 92711015027, 92711015028, 92711015029, 92711015030, 92711015031, 92711015032, 92711015033

METHOD BLANK: 4293735 Matrix: Water
Associated Lab Samples: 92711015025, 92711015026, 92711015027, 92711015028, 92711015029, 92711015030, 92711015031, 92711015032, 92711015033

Parameter	Units	Blank Result	Reporting Limit	MDL	Analyzed	Qualifiers
Chloride	mg/L	ND	1.0	0.60	02/07/24 22:57	
Fluoride	mg/L	ND	0.10	0.050	02/07/24 22:57	
Sulfate	mg/L	ND	1.0	0.50	02/07/24 22:57	

LABORATORY CONTROL SAMPLE: 4293736

Parameter	Units	Spike Conc.	LCS Result	LCS % Rec	% Rec Limits	Qualifiers
Chloride	mg/L	50	49.9	100	90-110	
Fluoride	mg/L	2.5	2.4	96	90-110	
Sulfate	mg/L	50	49.9	100	90-110	

MATRIX SPIKE & MATRIX SPIKE DUPLICATE: 4293737 4293738

Parameter	Units	92711440001 Result	MS Spike Conc.	MSD Spike Conc.	MS Result	MSD Result	MS % Rec	MSD % Rec	% Rec Limits	RPD	Max RPD	Qual
Chloride	mg/L	5.2	50	50	53.9	54.4	97	99	90-110	1	10	
Fluoride	mg/L	0.14	2.5	2.5	2.6	2.7	100	102	90-110	2	10	
Sulfate	mg/L	8.5	50	50	57.3	58.0	98	99	90-110	1	10	

MATRIX SPIKE & MATRIX SPIKE DUPLICATE: 4293739 4293740

Parameter	Units	92711964001 Result	MS Spike Conc.	MSD Spike Conc.	MS Result	MSD Result	MS % Rec	MSD % Rec	% Rec Limits	RPD	Max RPD	Qual
Chloride	mg/L	7.4	50	50	56.8	58.6	99	102	90-110	3	10	
Fluoride	mg/L	ND	2.5	2.5	2.6	2.7	102	106	90-110	4	10	
Sulfate	mg/L	3.1	50	50	53.0	54.8	100	103	90-110	3	10	

Results presented on this page are in the units indicated by the "Units" column except where an alternate unit is presented to the right of the result.

REPORT OF LABORATORY ANALYSIS

This report shall not be reproduced, except in full,
without the written consent of Pace Analytical Services, LLC.

Pace Analytical Services, LLC
9800 Kincey Ave. Suite 100
Huntersville, NC 28078
(704)875-9092

QUALITY CONTROL DATA

Project: Bowen AP-1
Pace Project No.: 92711015

QC Batch: 831802
QC Batch Method: EPA 300.0 Rev 2.1 1993
Analysis Method: EPA 300.0 Rev 2.1 1993
Analysis Description: 300.0 IC Anions
Laboratory: Pace Analytical Services - Asheville
Associated Lab Samples: 92711015034, 92711015035, 92711015036, 92711015037, 92711015038, 92711015039, 92711015040, 92711015041, 92711015042, 92711015043, 92711015044, 92711015045, 92711015046, 92711015047, 92711015048

METHOD BLANK: 4298798 Matrix: Water
Associated Lab Samples: 92711015034, 92711015035, 92711015036, 92711015037, 92711015038, 92711015039, 92711015040, 92711015041, 92711015042, 92711015043, 92711015044, 92711015045, 92711015046, 92711015047, 92711015048

Parameter	Units	Blank Result	Reporting Limit	MDL	Analyzed	Qualifiers
Chloride	mg/L	ND	1.0	0.60	02/12/24 19:47	
Fluoride	mg/L	ND	0.10	0.050	02/12/24 19:47	
Sulfate	mg/L	ND	1.0	0.50	02/12/24 19:47	

LABORATORY CONTROL SAMPLE: 4298799

Parameter	Units	Spike Conc.	LCS Result	LCS % Rec	% Rec Limits	Qualifiers
Chloride	mg/L	50	53.1	106	90-110	
Fluoride	mg/L	2.5	2.5	100	90-110	
Sulfate	mg/L	50	53.0	106	90-110	

MATRIX SPIKE & MATRIX SPIKE DUPLICATE: 4298800 4298801

Parameter	Units	92712815001 Result	MS Spike Conc.	MSD Spike Conc.	MS Result	MSD Result	MS % Rec	MSD % Rec	% Rec Limits	RPD	Max RPD	Qual
Chloride	mg/L	33.6	50	50	84.4	85.4	102	104	90-110	1	10	
Fluoride	mg/L	2.7	2.5	2.5	1.8	2.0	-34	-28	90-110	8	10	M1
Sulfate	mg/L	16.3	50	50	67.7	68.8	103	105	90-110	1	10	

MATRIX SPIKE & MATRIX SPIKE DUPLICATE: 4298802 4298803

Parameter	Units	92711015039 Result	MS Spike Conc.	MSD Spike Conc.	MS Result	MSD Result	MS % Rec	MSD % Rec	% Rec Limits	RPD	Max RPD	Qual
Chloride	mg/L	317	50	50	361	360	87	86	90-110	0	10	M1
Fluoride	mg/L	0.25	2.5	2.5	2.6	2.7	95	98	90-110	3	10	
Sulfate	mg/L	195	50	50	240	240	90	90	90-110	0	10	

Results presented on this page are in the units indicated by the "Units" column except where an alternate unit is presented to the right of the result.

REPORT OF LABORATORY ANALYSIS

This report shall not be reproduced, except in full,
without the written consent of Pace Analytical Services, LLC.

Pace Analytical Services, LLC
9800 Kincey Ave. Suite 100
Huntersville, NC 28078
(704)875-9092

QUALITY CONTROL DATA

Project: Bowen AP-1
Pace Project No.: 92711015

QC Batch: 831806
QC Batch Method: EPA 300.0 Rev 2.1 1993
Analysis Method: EPA 300.0 Rev 2.1 1993
Analysis Description: 300.0 IC Anions
Laboratory: Pace Analytical Services - Asheville
Associated Lab Samples: 92711015049, 92711015050

METHOD BLANK: 4298807 Matrix: Water
Associated Lab Samples: 92711015049, 92711015050

Parameter	Units	Blank Result	Reporting Limit	MDL	Analyzed	Qualifiers
Chloride	mg/L	ND	1.0	0.60	02/12/24 20:17	
Fluoride	mg/L	ND	0.10	0.050	02/12/24 20:17	
Sulfate	mg/L	ND	1.0	0.50	02/12/24 20:17	

LABORATORY CONTROL SAMPLE: 4298808

Parameter	Units	Spike Conc.	LCS Result	LCS % Rec	% Rec Limits	Qualifiers
Chloride	mg/L	50	50.1	100	90-110	
Fluoride	mg/L	2.5	2.4	96	90-110	
Sulfate	mg/L	50	50.1	100	90-110	

MATRIX SPIKE & MATRIX SPIKE DUPLICATE: 4298809 4298810

Parameter	Units	92711015049 Result	MS Spike Conc.	MSD Spike Conc.	MS Result	MSD Result	MS % Rec	MSD % Rec	% Rec Limits	RPD	Max RPD	Qual
Chloride	mg/L	ND	50	50	51.4	52.4	103	105	90-110	2	10	
Fluoride	mg/L	ND	2.5	2.5	2.6	2.5	104	102	90-110	2	10	
Sulfate	mg/L	ND	50	50	51.3	52.2	103	104	90-110	2	10	

Results presented on this page are in the units indicated by the "Units" column except where an alternate unit is presented to the right of the result.

REPORT OF LABORATORY ANALYSIS

This report shall not be reproduced, except in full,
without the written consent of Pace Analytical Services, LLC.

Pace Analytical Services, LLC
9800 Kincey Ave. Suite 100
Huntersville, NC 28078
(704)875-9092

QUALIFIERS

Project: Bowen AP-1
Pace Project No.: 92711015

DEFINITIONS

DF - Dilution Factor, if reported, represents the factor applied to the reported data due to dilution of the sample aliquot.

ND - Not Detected at or above adjusted reporting limit.

TNTC - Too Numerous To Count

J - Estimated concentration above the adjusted method detection limit and below the adjusted reporting limit.

MDL - Adjusted Method Detection Limit.

PQL - Practical Quantitation Limit.

RL - Reporting Limit - The lowest concentration value that meets project requirements for quantitative data with known precision and bias for a specific analyte in a specific matrix.

S - Surrogate

1,2-Diphenylhydrazine decomposes to and cannot be separated from Azobenzene using Method 8270. The result for each analyte is a combined concentration.

Consistent with EPA guidelines, unrounded data are displayed and have been used to calculate % recovery and RPD values.

LCS(D) - Laboratory Control Sample (Duplicate)

MS(D) - Matrix Spike (Duplicate)

DUP - Sample Duplicate

RPD - Relative Percent Difference

NC - Not Calculable.

SG - Silica Gel - Clean-Up

U - Indicates the compound was analyzed for, but not detected.

Acid preservation may not be appropriate for 2 Chloroethylvinyl ether.

A separate vial preserved to a pH of 4-5 is recommended in SW846 Chapter 4 for the analysis of Acrolein and Acrylonitrile by EPA Method 8260.

N-Nitrosodiphenylamine decomposes and cannot be separated from Diphenylamine using Method 8270. The result reported for each analyte is a combined concentration.

Reported results are not rounded until the final step prior to reporting. Therefore, calculated parameters that are typically reported as "Total" may vary slightly from the sum of the reported component parameters.

Pace Analytical is TNI accredited. Contact your Pace PM for the current list of accredited analytes.

TNI - The NELAC Institute.

ANALYTE QUALIFIERS

B	Analyte was detected in the associated method blank.
D3	Sample was diluted due to the presence of high levels of non-target analytes or other matrix interference.
H1	Analysis conducted outside the EPA method holding time.
M1	Matrix spike recovery exceeded QC limits. Batch accepted based on laboratory control sample (LCS) recovery.
R1	RPD value was outside control limits.

This report shall not be reproduced, except in full,
without the written consent of Pace Analytical Services, LLC.

Pace Analytical Services, LLC
9800 Kincey Ave. Suite 100
Huntersville, NC 28078
(704)875-9092

QUALITY CONTROL DATA CROSS REFERENCE TABLE

Project: Bowen AP-1
Pace Project No.: 92711015

Lab ID	Sample ID	QC Batch Method	QC Batch	Analytical Method	Analytical Batch
92711015001	**BOW-BGWC-24**	EPA 3010A	829488	EPA 6010D	829578
92711015002	**BOW-BGWC-36D**	EPA 3010A	829488	EPA 6010D	829578
92711015003	**BOW-BGWC-43D**	EPA 3010A	829488	EPA 6010D	829578
92711015004	**BOW-AP1-FD-01**	EPA 3010A	829488	EPA 6010D	829578
92711015005	**BOW-AP1-FB-01**	EPA 3010A	829488	EPA 6010D	829578
92711015006	**BOW-AP1-EB-01**	EPA 3010A	829488	EPA 6010D	829578
92711015007	**BOW-BGWA-47D**	EPA 3010A	829905	EPA 6010D	829934
92711015008	**BOW-BGWA-48D**	EPA 3010A	829905	EPA 6010D	829934
92711015009	**BOW-BGWC-8**	EPA 3010A	829905	EPA 6010D	829934
92711015010	**BOW-BGWC-9**	EPA 3010A	829905	EPA 6010D	829934
92711015011	**BOW-BGWC-10**	EPA 3010A	829905	EPA 6010D	829934
92711015012	**BOW-BGWC-12**	EPA 3010A	829905	EPA 6010D	829934
92711015013	**BOW-BGWC-14A**	EPA 3010A	829905	EPA 6010D	829934
92711015014	**BOW-BGWC-16**	EPA 3010A	829905	EPA 6010D	829934
92711015015	**BOW-BGWC-17**	EPA 3010A	829905	EPA 6010D	829934
92711015016	**BOW-BGWA-6**	EPA 3010A	829905	EPA 6010D	829934
92711015017	**BOW-BGWC-44D**	EPA 3010A	829905	EPA 6010D	829934
92711015018	**BOW-BGWC-50D**	EPA 3010A	829905	EPA 6010D	829934
92711015019	**BOW-AP1-FB-02**	EPA 3010A	829905	EPA 6010D	829934
92711015020	**BOW-BGWC-7**	EPA 3010A	831118	EPA 6010D	831189
92711015021	**BOW-BGWA-29**	EPA 3010A	831118	EPA 6010D	831189
92711015022	**BOW-BGWC-18**	EPA 3010A	831118	EPA 6010D	831189
92711015023	**BOW-BGWC-19**	EPA 3010A	831118	EPA 6010D	831189
92711015024	**BOW-BGWC-20**	EPA 3010A	831118	EPA 6010D	831189
92711015025	**BOW-BGWC-21**	EPA 3010A	831118	EPA 6010D	831189
92711015026	**BOW-BGWC-31**	EPA 3010A	831118	EPA 6010D	831189
92711015027	**BOW-BGWC-25**	EPA 3010A	831118	EPA 6010D	831189
92711015028	**BOW-BGWC-34D**	EPA 3010A	831118	EPA 6010D	831189
92711015029	**BOW-BGWC-51**	EPA 3010A	831118	EPA 6010D	831189
92711015030	**BOW-BGWC-52**	EPA 3010A	831118	EPA 6010D	831189
92711015031	**BOW-AP1-FD-03**	EPA 3010A	831118	EPA 6010D	831189
92711015032	**BOW-AP1-FB-03**	EPA 3010A	831118	EPA 6010D	831189
92711015033	**BOW-AP1-FD-02**	EPA 3010A	831118	EPA 6010D	831189
92711015034	**BOW-BGWA-33**	EPA 3010A	831549	EPA 6010D	831591
92711015035	**BOW-BGWA-2**	EPA 3010A	831549	EPA 6010D	831591
92711015036	**BOW-BGWC-22**	EPA 3010A	831549	EPA 6010D	831591
92711015037	**BOW-BGWC-23**	EPA 3010A	831549	EPA 6010D	831591
92711015038	**BOW-BGWC-30**	EPA 3010A	831549	EPA 6010D	831591
92711015039	**BOW-BGWC-38D**	EPA 3010A	831549	EPA 6010D	831591
92711015040	**BOW-BGWC-35D**	EPA 3010A	831549	EPA 6010D	831591
92711015041	**BOW-BGWC-37D**	EPA 3010A	831549	EPA 6010D	831591
92711015042	**BOW-BGWC-32**	EPA 3010A	831549	EPA 6010D	831591
92711015043	**BOW-BGWC-49D**	EPA 3010A	831549	EPA 6010D	831591
92711015044	**BOW-BGWC-40**	EPA 3010A	831549	EPA 6010D	831591
92711015045	**BOW-BGWC-41D**	EPA 3010A	831549	EPA 6010D	831591
92711015046	**BOW-BGWC-42D**	EPA 3010A	831549	EPA 6010D	831591
92711015047	**BOW-BGWC-39**	EPA 3010A	831549	EPA 6010D	831591

This report shall not be reproduced, except in full,
without the written consent of Pace Analytical Services, LLC.

Pace Analytical Services, LLC
9800 Kincey Ave. Suite 100
Huntersville, NC 28078
(704)875-9092

QUALITY CONTROL DATA CROSS REFERENCE TABLE

Project: Bowen AP-1
Pace Project No.: 92711015

Lab ID	Sample ID	QC Batch Method	QC Batch	Analytical Method	Analytical Batch
92711015048	**BOW-AP1-FD-04**	EPA 3010A	831549	EPA 6010D	831591
92711015049	**BOW-AP1-FB-04**	EPA 3010A	831549	EPA 6010D	831591
92711015050	**BOW-AP1-EB-02**	EPA 3010A	831549	EPA 6010D	831591
92711015001	**BOW-BGWC-24**	EPA 3005A	829375	EPA 6020B	829537
92711015002	**BOW-BGWC-36D**	EPA 3005A	829375	EPA 6020B	829537
92711015003	**BOW-BGWC-43D**	EPA 3005A	829375	EPA 6020B	829537
92711015004	**BOW-AP1-FD-01**	EPA 3005A	829375	EPA 6020B	829537
92711015005	**BOW-AP1-FB-01**	EPA 3005A	829375	EPA 6020B	829537
92711015006	**BOW-AP1-EB-01**	EPA 3005A	829375	EPA 6020B	829537
92711015007	**BOW-BGWA-47D**	EPA 3005A	829899	EPA 6020B	829944
92711015008	**BOW-BGWA-48D**	EPA 3005A	829899	EPA 6020B	829944
92711015009	**BOW-BGWC-8**	EPA 3005A	829899	EPA 6020B	829944
92711015010	**BOW-BGWC-9**	EPA 3005A	829899	EPA 6020B	829944
92711015011	**BOW-BGWC-10**	EPA 3005A	829899	EPA 6020B	829944
92711015012	**BOW-BGWC-12**	EPA 3005A	829899	EPA 6020B	829944
92711015013	**BOW-BGWC-14A**	EPA 3005A	829899	EPA 6020B	829944
92711015014	**BOW-BGWC-16**	EPA 3005A	829899	EPA 6020B	829944
92711015015	**BOW-BGWC-17**	EPA 3005A	829899	EPA 6020B	829944
92711015016	**BOW-BGWA-6**	EPA 3005A	829899	EPA 6020B	829944
92711015017	**BOW-BGWC-44D**	EPA 3005A	829899	EPA 6020B	829944
92711015018	**BOW-BGWC-50D**	EPA 3005A	829899	EPA 6020B	829944
92711015019	**BOW-AP1-FB-02**	EPA 3005A	829899	EPA 6020B	829944
92711015020	**BOW-BGWC-7**	EPA 3005A	830823	EPA 6020B	831155
92711015021	**BOW-BGWA-29**	EPA 3005A	830823	EPA 6020B	831155
92711015022	**BOW-BGWC-18**	EPA 3005A	830823	EPA 6020B	831155
92711015023	**BOW-BGWC-19**	EPA 3005A	830823	EPA 6020B	831155
92711015024	**BOW-BGWC-20**	EPA 3005A	830823	EPA 6020B	831155
92711015025	**BOW-BGWC-21**	EPA 3005A	830824	EPA 6020B	831080
92711015026	**BOW-BGWC-31**	EPA 3005A	830824	EPA 6020B	831080
92711015027	**BOW-BGWC-25**	EPA 3005A	830824	EPA 6020B	831080
92711015028	**BOW-BGWC-34D**	EPA 3005A	830824	EPA 6020B	831080
92711015029	**BOW-BGWC-51**	EPA 3005A	830824	EPA 6020B	831080
92711015030	**BOW-BGWC-52**	EPA 3005A	830824	EPA 6020B	831080
92711015031	**BOW-AP1-FD-03**	EPA 3005A	830824	EPA 6020B	831080
92711015032	**BOW-AP1-FB-03**	EPA 3005A	830824	EPA 6020B	831080
92711015033	**BOW-AP1-FD-02**	EPA 3005A	830824	EPA 6020B	831080
92711015034	**BOW-BGWA-33**	EPA 3005A	831526	EPA 6020B	831589
92711015035	**BOW-BGWA-2**	EPA 3005A	831526	EPA 6020B	831589
92711015036	**BOW-BGWC-22**	EPA 3005A	831526	EPA 6020B	831589
92711015037	**BOW-BGWC-23**	EPA 3005A	831526	EPA 6020B	831589
92711015038	**BOW-BGWC-30**	EPA 3005A	831526	EPA 6020B	831589
92711015039	**BOW-BGWC-38D**	EPA 3005A	831526	EPA 6020B	831589
92711015040	**BOW-BGWC-35D**	EPA 3005A	831526	EPA 6020B	831589
92711015041	**BOW-BGWC-37D**	EPA 3005A	831526	EPA 6020B	831589
92711015042	**BOW-BGWC-32**	EPA 3005A	831526	EPA 6020B	831589
92711015043	**BOW-BGWC-49D**	EPA 3005A	831526	EPA 6020B	831589

REPORT OF LABORATORY ANALYSIS

This report shall not be reproduced, except in full,
without the written consent of Pace Analytical Services, LLC.

Pace Analytical Services, LLC
9800 Kincey Ave. Suite 100
Huntersville, NC 28078
(704)875-9092

QUALITY CONTROL DATA CROSS REFERENCE TABLE

Project: Bowen AP-1
Pace Project No.: 92711015

Lab ID	Sample ID	QC Batch Method	QC Batch	Analytical Method	Analytical Batch
92711015044	**BOW-BGWC-40**	EPA 3005A	831526	EPA 6020B	831589
92711015045	**BOW-BGWC-41D**	EPA 3005A	831526	EPA 6020B	831589
92711015046	**BOW-BGWC-42D**	EPA 3005A	831526	EPA 6020B	831589
92711015047	**BOW-BGWC-39**	EPA 3005A	831526	EPA 6020B	831589
92711015048	**BOW-AP1-FD-04**	EPA 3005A	831526	EPA 6020B	831589
92711015049	**BOW-AP1-FB-04**	EPA 3005A	831526	EPA 6020B	831589
92711015050	**BOW-AP1-EB-02**	EPA 3005A	831526	EPA 6020B	831589
92711015001	**BOW-BGWC-24**	EPA 7470A	832523	EPA 7470A	832656
92711015002	**BOW-BGWC-36D**	EPA 7470A	832523	EPA 7470A	832656
92711015003	**BOW-BGWC-43D**	EPA 7470A	832523	EPA 7470A	832656
92711015004	**BOW-AP1-FD-01**	EPA 7470A	832523	EPA 7470A	832656
92711015005	**BOW-AP1-FB-01**	EPA 7470A	832523	EPA 7470A	832656
92711015006	**BOW-AP1-EB-01**	EPA 7470A	832523	EPA 7470A	832656
92711015007	**BOW-BGWA-47D**	EPA 7470A	832523	EPA 7470A	832656
92711015008	**BOW-BGWA-48D**	EPA 7470A	832523	EPA 7470A	832656
92711015009	**BOW-BGWC-8**	EPA 7470A	832523	EPA 7470A	832656
92711015010	**BOW-BGWC-9**	EPA 7470A	832523	EPA 7470A	832656
92711015011	**BOW-BGWC-10**	EPA 7470A	832523	EPA 7470A	832656
92711015012	**BOW-BGWC-12**	EPA 7470A	832523	EPA 7470A	832656
92711015013	**BOW-BGWC-14A**	EPA 7470A	832523	EPA 7470A	832656
92711015014	**BOW-BGWC-16**	EPA 7470A	832523	EPA 7470A	832656
92711015015	**BOW-BGWC-17**	EPA 7470A	832523	EPA 7470A	832656
92711015016	**BOW-BGWA-6**	EPA 7470A	832523	EPA 7470A	832656
92711015017	**BOW-BGWC-44D**	EPA 7470A	832523	EPA 7470A	832656
92711015018	**BOW-BGWC-50D**	EPA 7470A	832523	EPA 7470A	832656
92711015019	**BOW-AP1-FB-02**	EPA 7470A	832523	EPA 7470A	832656
92711015020	**BOW-BGWC-7**	EPA 7470A	832523	EPA 7470A	832656
92711015021	**BOW-BGWA-29**	EPA 7470A	832659	EPA 7470A	832716
92711015022	**BOW-BGWC-18**	EPA 7470A	832659	EPA 7470A	832716
92711015023	**BOW-BGWC-19**	EPA 7470A	832659	EPA 7470A	832716
92711015024	**BOW-BGWC-20**	EPA 7470A	832659	EPA 7470A	832716
92711015025	**BOW-BGWC-21**	EPA 7470A	832659	EPA 7470A	832716
92711015026	**BOW-BGWC-31**	EPA 7470A	832659	EPA 7470A	832716
92711015027	**BOW-BGWC-25**	EPA 7470A	832659	EPA 7470A	832716
92711015028	**BOW-BGWC-34D**	EPA 7470A	832659	EPA 7470A	832716
92711015029	**BOW-BGWC-51**	EPA 7470A	832659	EPA 7470A	832716
92711015030	**BOW-BGWC-52**	EPA 7470A	832659	EPA 7470A	832716
92711015031	**BOW-AP1-FD-03**	EPA 7470A	832659	EPA 7470A	832716
92711015032	**BOW-AP1-FB-03**	EPA 7470A	832659	EPA 7470A	832716
92711015033	**BOW-AP1-FD-02**	EPA 7470A	832659	EPA 7470A	832716
92711015034	**BOW-BGWA-33**	EPA 7470A	832659	EPA 7470A	832716
92711015035	**BOW-BGWA-2**	EPA 7470A	832659	EPA 7470A	832716
92711015036	**BOW-BGWC-22**	EPA 7470A	832659	EPA 7470A	832716
92711015037	**BOW-BGWC-23**	EPA 7470A	832659	EPA 7470A	832716
92711015038	**BOW-BGWC-30**	EPA 7470A	832659	EPA 7470A	832716
92711015039	**BOW-BGWC-38D**	EPA 7470A	833494	EPA 7470A	833497
92711015040	**BOW-BGWC-35D**	EPA 7470A	833494	EPA 7470A	833497

REPORT OF LABORATORY ANALYSIS

This report shall not be reproduced, except in full,
without the written consent of Pace Analytical Services, LLC.

Pace Analytical Services, LLC
9800 Kincey Ave. Suite 100
Huntersville, NC 28078
(704)875-9092

QUALITY CONTROL DATA CROSS REFERENCE TABLE

Project: Bowen AP-1
Pace Project No.: 92711015

Lab ID	Sample ID	QC Batch Method	QC Batch	Analytical Method	Analytical Batch
92711015041	**BOW-BGWC-37D**	EPA 7470A	833494	EPA 7470A	833497
92711015042	**BOW-BGWC-32**	EPA 7470A	833494	EPA 7470A	833497
92711015043	**BOW-BGWC-49D**	EPA 7470A	833494	EPA 7470A	833497
92711015044	**BOW-BGWC-40**	EPA 7470A	833494	EPA 7470A	833497
92711015045	**BOW-BGWC-41D**	EPA 7470A	833494	EPA 7470A	833497
92711015046	**BOW-BGWC-42D**	EPA 7470A	833494	EPA 7470A	833497
92711015047	**BOW-BGWC-39**	EPA 7470A	833494	EPA 7470A	833497
92711015048	**BOW-AP1-FD-04**	EPA 7470A	833494	EPA 7470A	833497
92711015049	**BOW-AP1-FB-04**	EPA 7470A	833494	EPA 7470A	833497
92711015050	**BOW-AP1-EB-02**	EPA 7470A	833494	EPA 7470A	833497
92711015001	**BOW-BGWC-24**	SM 2320B-2011	830058		
92711015002	**BOW-BGWC-36D**	SM 2320B-2011	830058		
92711015003	**BOW-BGWC-43D**	SM 2320B-2011	830058		
92711015004	**BOW-AP1-FD-01**	SM 2320B-2011	830058		
92711015005	**BOW-AP1-FB-01**	SM 2320B-2011	830058		
92711015006	**BOW-AP1-EB-01**	SM 2320B-2011	830058		
92711015007	**BOW-BGWA-47D**	SM 2320B-2011	830244		
92711015008	**BOW-BGWA-48D**	SM 2320B-2011	830244		
92711015009	**BOW-BGWC-8**	SM 2320B-2011	830244		
92711015010	**BOW-BGWC-9**	SM 2320B-2011	830244		
92711015011	**BOW-BGWC-10**	SM 2320B-2011	830244		
92711015012	**BOW-BGWC-12**	SM 2320B-2011	830244		
92711015013	**BOW-BGWC-14A**	SM 2320B-2011	830244		
92711015014	**BOW-BGWC-16**	SM 2320B-2011	830244		
92711015015	**BOW-BGWC-17**	SM 2320B-2011	830244		
92711015016	**BOW-BGWA-6**	SM 2320B-2011	830244		
92711015017	**BOW-BGWC-44D**	SM 2320B-2011	830244		
92711015018	**BOW-BGWC-50D**	SM 2320B-2011	830244		
92711015019	**BOW-AP1-FB-02**	SM 2320B-2011	830244		
92711015020	**BOW-BGWC-7**	SM 2320B-2011	830911		
92711015021	**BOW-BGWA-29**	SM 2320B-2011	830909		
92711015022	**BOW-BGWC-18**	SM 2320B-2011	830911		
92711015023	**BOW-BGWC-19**	SM 2320B-2011	830911		
92711015024	**BOW-BGWC-20**	SM 2320B-2011	830909		
92711015025	**BOW-BGWC-21**	SM 2320B-2011	830909		
92711015026	**BOW-BGWC-31**	SM 2320B-2011	830911		
92711015027	**BOW-BGWC-25**	SM 2320B-2011	830909		
92711015028	**BOW-BGWC-34D**	SM 2320B-2011	830909		
92711015029	**BOW-BGWC-51**	SM 2320B-2011	830909		
92711015030	**BOW-BGWC-52**	SM 2320B-2011	830909		
92711015031	**BOW-AP1-FD-03**	SM 2320B-2011	830909		
92711015032	**BOW-AP1-FB-03**	SM 2320B-2011	830909		
92711015033	**BOW-AP1-FD-02**	SM 2320B-2011	830911		
92711015034	**BOW-BGWA-33**	SM 2320B-2011	832265		

REPORT OF LABORATORY ANALYSIS

This report shall not be reproduced, except in full,
without the written consent of Pace Analytical Services, LLC.

Pace Analytical Services, LLC
9800 Kincey Ave. Suite 100
Huntersville, NC 28078
(704)875-9092

QUALITY CONTROL DATA CROSS REFERENCE TABLE

Project: Bowen AP-1
Pace Project No.: 92711015

Lab ID	Sample ID	QC Batch Method	QC Batch	Analytical Method	Analytical Batch
92711015035	**BOW-BGWA-2**	SM 2320B-2011	832565		
92711015036	**BOW-BGWC-22**	SM 2320B-2011	832565		
92711015037	**BOW-BGWC-23**	SM 2320B-2011	832565		
92711015038	**BOW-BGWC-30**	SM 2320B-2011	831919		
92711015039	**BOW-BGWC-38D**	SM 2320B-2011	831919		
92711015040	**BOW-BGWC-35D**	SM 2320B-2011	832265		
92711015041	**BOW-BGWC-37D**	SM 2320B-2011	832265		
92711015042	**BOW-BGWC-32**	SM 2320B-2011	832565		
92711015043	**BOW-BGWC-49D**	SM 2320B-2011	831919		
92711015044	**BOW-BGWC-40**	SM 2320B-2011	832265		
92711015045	**BOW-BGWC-41D**	SM 2320B-2011	832265		
92711015046	**BOW-BGWC-42D**	SM 2320B-2011	832265		
92711015047	**BOW-BGWC-39**	SM 2320B-2011	832565		
92711015048	**BOW-AP1-FD-04**	SM 2320B-2011	832265		
92711015049	**BOW-AP1-FB-04**	SM 2320B-2011	832265		
92711015050	**BOW-AP1-EB-02**	SM 2320B-2011	832565		
92711015001	**BOW-BGWC-24**	SM 2540C-2015	829339		
92711015002	**BOW-BGWC-36D**	SM 2540C-2015	829339		
92711015003	**BOW-BGWC-43D**	SM 2540C-2015	829339		
92711015004	**BOW-AP1-FD-01**	SM 2540C-2015	829339		
92711015005	**BOW-AP1-FB-01**	SM 2540C-2015	829339		
92711015006	**BOW-AP1-EB-01**	SM 2540C-2015	829339		
92711015007	**BOW-BGWA-47D**	SM 2540C-2015	829972		
92711015008	**BOW-BGWA-48D**	SM 2540C-2015	829972		
92711015009	**BOW-BGWC-8**	SM 2540C-2015	829972		
92711015010	**BOW-BGWC-9**	SM 2540C-2015	829972		
92711015011	**BOW-BGWC-10**	SM 2540C-2015	829972		
92711015012	**BOW-BGWC-12**	SM 2540C-2015	829972		
92711015013	**BOW-BGWC-14A**	SM 2540C-2015	829972		
92711015014	**BOW-BGWC-16**	SM 2540C-2015	829972		
92711015015	**BOW-BGWC-17**	SM 2540C-2015	829973		
92711015016	**BOW-BGWA-6**	SM 2540C-2015	829972		
92711015017	**BOW-BGWC-44D**	SM 2540C-2015	829972		
92711015018	**BOW-BGWC-50D**	SM 2540C-2015	829972		
92711015019	**BOW-AP1-FB-02**	SM 2540C-2015	829973		
92711015020	**BOW-BGWC-7**	SM 2540C-2015	830913		
92711015021	**BOW-BGWA-29**	SM 2540C-2015	830915		
92711015022	**BOW-BGWC-18**	SM 2540C-2015	830913		
92711015023	**BOW-BGWC-19**	SM 2540C-2015	830913		
92711015024	**BOW-BGWC-20**	SM 2540C-2015	831333		

REPORT OF LABORATORY ANALYSIS

This report shall not be reproduced, except in full,
without the written consent of Pace Analytical Services, LLC.

Pace Analytical Services, LLC
9800 Kincey Ave. Suite 100
Huntersville, NC 28078
(704)875-9092

QUALITY CONTROL DATA CROSS REFERENCE TABLE

Project: Bowen AP-1
Pace Project No.: 92711015

Lab ID	Sample ID	QC Batch Method	QC Batch	Analytical Method	Analytical Batch
92711015025	**BOW-BGWC-21**	SM 2540C-2015	831333		
92711015026	**BOW-BGWC-31**	SM 2540C-2015	830913		
92711015027	**BOW-BGWC-25**	SM 2540C-2015	831333		
92711015028	**BOW-BGWC-34D**	SM 2540C-2015	831333		
92711015029	**BOW-BGWC-51**	SM 2540C-2015	831333		
92711015030	**BOW-BGWC-52**	SM 2540C-2015	831333		
92711015031	**BOW-AP1-FD-03**	SM 2540C-2015	831333		
92711015032	**BOW-AP1-FB-03**	SM 2540C-2015	831333		
92711015033	**BOW-AP1-FD-02**	SM 2540C-2015	830913		
92711015034	**BOW-BGWA-33**	SM 2540C-2015	832186		
92711015035	**BOW-BGWA-2**	SM 2540C-2015	832188		
92711015036	**BOW-BGWC-22**	SM 2540C-2015	832188		
92711015037	**BOW-BGWC-23**	SM 2540C-2015	832530		
92711015038	**BOW-BGWC-30**	SM 2540C-2015	831917		
92711015039	**BOW-BGWC-38D**	SM 2540C-2015	831917		
92711015040	**BOW-BGWC-35D**	SM 2540C-2015	832186		
92711015041	**BOW-BGWC-37D**	SM 2540C-2015	832186		
92711015042	**BOW-BGWC-32**	SM 2540C-2015	832530		
92711015043	**BOW-BGWC-49D**	SM 2540C-2015	831917		
92711015044	**BOW-BGWC-40**	SM 2540C-2015	832188		
92711015045	**BOW-BGWC-41D**	SM 2540C-2015	832188		
92711015046	**BOW-BGWC-42D**	SM 2540C-2015	832188		
92711015047	**BOW-BGWC-39**	SM 2540C-2015	832530		
92711015048	**BOW-AP1-FD-04**	SM 2540C-2015	832188		
92711015049	**BOW-AP1-FB-04**	SM 2540C-2015	832188		
92711015050	**BOW-AP1-EB-02**	SM 2540C-2015	832530		
92711015001	**BOW-BGWC-24**	SM 4500-S2D-2011	829293		
92711015002	**BOW-BGWC-36D**	SM 4500-S2D-2011	829293		
92711015003	**BOW-BGWC-43D**	SM 4500-S2D-2011	829293		
92711015004	**BOW-AP1-FD-01**	SM 4500-S2D-2011	829293		
92711015005	**BOW-AP1-FB-01**	SM 4500-S2D-2011	829294		
92711015006	**BOW-AP1-EB-01**	SM 4500-S2D-2011	829294		
92711015007	**BOW-BGWA-47D**	SM 4500-S2D-2011	829894		
92711015008	**BOW-BGWA-48D**	SM 4500-S2D-2011	829894		
92711015009	**BOW-BGWC-8**	SM 4500-S2D-2011	830837		
92711015010	**BOW-BGWC-9**	SM 4500-S2D-2011	830837		
92711015011	**BOW-BGWC-10**	SM 4500-S2D-2011	830837		
92711015012	**BOW-BGWC-12**	SM 4500-S2D-2011	830837		
92711015013	**BOW-BGWC-14A**	SM 4500-S2D-2011	830837		
92711015014	**BOW-BGWC-16**	SM 4500-S2D-2011	830837		

REPORT OF LABORATORY ANALYSIS

This report shall not be reproduced, except in full,
without the written consent of Pace Analytical Services, LLC.

Pace Analytical Services, LLC
9800 Kincey Ave. Suite 100
Huntersville, NC 28078
(704)875-9092

QUALITY CONTROL DATA CROSS REFERENCE TABLE

Project: Bowen AP-1
Pace Project No.: 92711015

Lab ID	Sample ID	QC Batch Method	QC Batch	Analytical Method	Analytical Batch
92711015015	**BOW-BGWC-17**	SM 4500-S2D-2011	830837		
92711015016	**BOW-BGWA-6**	SM 4500-S2D-2011	829894		
92711015017	**BOW-BGWC-44D**	SM 4500-S2D-2011	829894		
92711015018	**BOW-BGWC-50D**	SM 4500-S2D-2011	829894		
92711015019	**BOW-AP1-FB-02**	SM 4500-S2D-2011	830837		
92711015020	**BOW-BGWC-7**	SM 4500-S2D-2011	830839		
92711015021	**BOW-BGWA-29**	SM 4500-S2D-2011	831203		
92711015022	**BOW-BGWC-18**	SM 4500-S2D-2011	830839		
92711015023	**BOW-BGWC-19**	SM 4500-S2D-2011	830839		
92711015024	**BOW-BGWC-20**	SM 4500-S2D-2011	831203		
92711015025	**BOW-BGWC-21**	SM 4500-S2D-2011	831203		
92711015026	**BOW-BGWC-31**	SM 4500-S2D-2011	830839		
92711015027	**BOW-BGWC-25**	SM 4500-S2D-2011	831204		
92711015028	**BOW-BGWC-34D**	SM 4500-S2D-2011	831204		
92711015029	**BOW-BGWC-51**	SM 4500-S2D-2011	831204		
92711015030	**BOW-BGWC-52**	SM 4500-S2D-2011	831204		
92711015031	**BOW-AP1-FD-03**	SM 4500-S2D-2011	831204		
92711015032	**BOW-AP1-FB-03**	SM 4500-S2D-2011	831204		
92711015033	**BOW-AP1-FD-02**	SM 4500-S2D-2011	831203		
92711015034	**BOW-BGWA-33**	SM 4500-S2D-2011	831856		
92711015035	**BOW-BGWA-2**	SM 4500-S2D-2011	831857		
92711015036	**BOW-BGWC-22**	SM 4500-S2D-2011	831857		
92711015037	**BOW-BGWC-23**	SM 4500-S2D-2011	831857		
92711015038	**BOW-BGWC-30**	SM 4500-S2D-2011	831856		
92711015039	**BOW-BGWC-38D**	SM 4500-S2D-2011	831856		
92711015040	**BOW-BGWC-35D**	SM 4500-S2D-2011	831856		
92711015041	**BOW-BGWC-37D**	SM 4500-S2D-2011	831856		
92711015042	**BOW-BGWC-32**	SM 4500-S2D-2011	831857		
92711015043	**BOW-BGWC-49D**	SM 4500-S2D-2011	831856		
92711015044	**BOW-BGWC-40**	SM 4500-S2D-2011	831856		
92711015045	**BOW-BGWC-41D**	SM 4500-S2D-2011	831856		
92711015046	**BOW-BGWC-42D**	SM 4500-S2D-2011	831856		
92711015047	**BOW-BGWC-39**	SM 4500-S2D-2011	831857		
92711015048	**BOW-AP1-FD-04**	SM 4500-S2D-2011	831856		
92711015049	**BOW-AP1-FB-04**	SM 4500-S2D-2011	831856		
92711015050	**BOW-AP1-EB-02**	SM 4500-S2D-2011	831857		
92711015001	**BOW-BGWC-24**	EPA 300.0 Rev 2.1 1993	829251		
92711015002	**BOW-BGWC-36D**	EPA 300.0 Rev 2.1 1993	829284		
92711015003	**BOW-BGWC-43D**	EPA 300.0 Rev 2.1 1993	829284		

REPORT OF LABORATORY ANALYSIS

This report shall not be reproduced, except in full,
without the written consent of Pace Analytical Services, LLC.

Pace Analytical Services, LLC
9800 Kincey Ave. Suite 100
Huntersville, NC 28078
(704)875-9092

QUALITY CONTROL DATA CROSS REFERENCE TABLE

Project: Bowen AP-1
Pace Project No.: 92711015

Lab ID	Sample ID	QC Batch Method	QC Batch	Analytical Method	Analytical Batch
92711015004	**BOW-AP1-FD-01**	EPA 300.0 Rev 2.1 1993	829284		
92711015005	**BOW-AP1-FB-01**	EPA 300.0 Rev 2.1 1993	829284		
92711015006	**BOW-AP1-EB-01**	EPA 300.0 Rev 2.1 1993	829284		
92711015007	**BOW-BGWA-47D**	EPA 300.0 Rev 2.1 1993	829908		
92711015008	**BOW-BGWA-48D**	EPA 300.0 Rev 2.1 1993	829908		
92711015009	**BOW-BGWC-8**	EPA 300.0 Rev 2.1 1993	829908		
92711015010	**BOW-BGWC-9**	EPA 300.0 Rev 2.1 1993	829908		
92711015011	**BOW-BGWC-10**	EPA 300.0 Rev 2.1 1993	829908		
92711015012	**BOW-BGWC-12**	EPA 300.0 Rev 2.1 1993	829908		
92711015013	**BOW-BGWC-14A**	EPA 300.0 Rev 2.1 1993	829908		
92711015014	**BOW-BGWC-16**	EPA 300.0 Rev 2.1 1993	829908		
92711015015	**BOW-BGWC-17**	EPA 300.0 Rev 2.1 1993	829908		
92711015016	**BOW-BGWA-6**	EPA 300.0 Rev 2.1 1993	829908		
92711015017	**BOW-BGWC-44D**	EPA 300.0 Rev 2.1 1993	829908		
92711015018	**BOW-BGWC-50D**	EPA 300.0 Rev 2.1 1993	829908		
92711015019	**BOW-AP1-FB-02**	EPA 300.0 Rev 2.1 1993	829908		
92711015020	**BOW-BGWC-7**	EPA 300.0 Rev 2.1 1993	830748		
92711015021	**BOW-BGWA-29**	EPA 300.0 Rev 2.1 1993	830748		
92711015022	**BOW-BGWC-18**	EPA 300.0 Rev 2.1 1993	830748		
92711015023	**BOW-BGWC-19**	EPA 300.0 Rev 2.1 1993	830748		
92711015024	**BOW-BGWC-20**	EPA 300.0 Rev 2.1 1993	830748		
92711015025	**BOW-BGWC-21**	EPA 300.0 Rev 2.1 1993	830749		
92711015026	**BOW-BGWC-31**	EPA 300.0 Rev 2.1 1993	830749		
92711015027	**BOW-BGWC-25**	EPA 300.0 Rev 2.1 1993	830749		
92711015028	**BOW-BGWC-34D**	EPA 300.0 Rev 2.1 1993	830749		
92711015029	**BOW-BGWC-51**	EPA 300.0 Rev 2.1 1993	830749		
92711015030	**BOW-BGWC-52**	EPA 300.0 Rev 2.1 1993	830749		
92711015031	**BOW-AP1-FD-03**	EPA 300.0 Rev 2.1 1993	830749		
92711015032	**BOW-AP1-FB-03**	EPA 300.0 Rev 2.1 1993	830749		
92711015033	**BOW-AP1-FD-02**	EPA 300.0 Rev 2.1 1993	830749		
92711015034	**BOW-BGWA-33**	EPA 300.0 Rev 2.1 1993	831802		
92711015035	**BOW-BGWA-2**	EPA 300.0 Rev 2.1 1993	831802		
92711015036	**BOW-BGWC-22**	EPA 300.0 Rev 2.1 1993	831802		
92711015037	**BOW-BGWC-23**	EPA 300.0 Rev 2.1 1993	831802		
92711015038	**BOW-BGWC-30**	EPA 300.0 Rev 2.1 1993	831802		
92711015039	**BOW-BGWC-38D**	EPA 300.0 Rev 2.1 1993	831802		
92711015040	**BOW-BGWC-35D**	EPA 300.0 Rev 2.1 1993	831802		
92711015041	**BOW-BGWC-37D**	EPA 300.0 Rev 2.1 1993	831802		
92711015042	**BOW-BGWC-32**	EPA 300.0 Rev 2.1 1993	831802		
92711015043	**BOW-BGWC-49D**	EPA 300.0 Rev 2.1 1993	831802		
92711015044	**BOW-BGWC-40**	EPA 300.0 Rev 2.1 1993	831802		
92711015045	**BOW-BGWC-41D**	EPA 300.0 Rev 2.1 1993	831802		
92711015046	**BOW-BGWC-42D**	EPA 300.0 Rev 2.1 1993	831802		
92711015047	**BOW-BGWC-39**	EPA 300.0 Rev 2.1 1993	831802		
92711015048	**BOW-AP1-FD-04**	EPA 300.0 Rev 2.1 1993	831802		
92711015049	**BOW-AP1-FB-04**	EPA 300.0 Rev 2.1 1993	831806		

REPORT OF LABORATORY ANALYSIS

This report shall not be reproduced, except in full,
without the written consent of Pace Analytical Services, LLC.

Pace Analytical Services, LLC
9800 Kincey Ave. Suite 100
Huntersville, NC 28078
(704)875-9092

QUALITY CONTROL DATA CROSS REFERENCE TABLE

Project: Bowen AP-1
Pace Project No.: 92711015

Lab ID	Sample ID	QC Batch Method	QC Batch	Analytical Method	Analytical Batch
92711015050	**BOW-AP1-EB-02**	EPA 300.0 Rev 2.1 1993	831806		

This report shall not be reproduced, except in full,
without the written consent of Pace Analytical Services, LLC.

DC#_Title: ENV-FRM-HUN1-0083 v03_Sample Condition Upon Receipt

Effective Date: 11/29/2023

Laboratory receiving samples:
Asheville ☐ Eden ☐ Greenwood ☐ Huntersville ☐ Raleigh ☐ Mechanicsville ☐ Atlanta ☑ Kernersville ☐

Sample Condition Upon Receipt

Client Name: Georgia Power-Bowen

Project #: WO# : 92711015

92711015

Courier: ☐ Commercial ☐ Fed Ex ☐ UPS ☐ USPS ☑ Pace ☐ Client ☐ Other:____

Custody Seal Present? ☐ Yes ☑ No **Seals Intact?** ☐ Yes ☐ No ☑ N/A

Date/Initials Person Examining Contents: SG 1/31/2

Packing Material: ☑ Bubble Wrap ☐ Bubble Bags ☐ None ☐ Other

Biological Tissue Frozen? ☐ Yes ☐ No ☑ N/A

Thermometer: ☑ IR Gun ID: 214

Type of Ice: ☑ Wet ☐ Blue ☐ None

Cooler Temp: 4.3 **Correction Factor:** Add/Subtract (°C) -0.1

Temp should be above freezing to 6°C
☐ Samples out of temp criteria. Samples on ice, cooling proc has begun

Cooler Temp Corrected (°C): 4.2

USDA Regulated Soil (☐ N/A, water sample)
Did samples originate in a quarantine zone within the United States: CA, NY, or SC (check maps)? ☐ Yes ☐ No

Did samples originate from a foreign source (internationally, including Hawaii and Puerto Rico)? ☐ Yes ☐ No

				Comments/Discrepancy:
Chain of Custody Present?	☑ Yes	☐ No	☐ N/A	1.
Samples Arrived within Hold Time?	☑ Yes	☐ No	☐ N/A	2.
Short Hold Time Analysis (<72 hr.)?	☐ Yes	☑ No	☐ N/A	3.
Rush Turn Around Time Requested?	☐ Yes	☑ No	☐ N/A	4.
Sufficient Volume?	☑ Yes	☐ No	☐ N/A	5.
Correct Containers Used?	☑ Yes	☐ No	☐ N/A	6.
-Pace Containers Used?	☑ Yes	☐ No	☐ N/A	
Containers Intact?	☑ Yes	☐ No	☐ N/A	7.
Dissolved analysis: Samples Field Filtered?	☐ Yes	☐ No	☑ N/A	8.
Sample Labels Match COC?	☑ Yes	☐ No	☐ N/A	9.
-Includes Date/Time/ID/Analysis Matrix: W / G				
Headspace in VOA Vials (>5-6mm)?	☐ Yes	☐ No	☑ N/A	10.
Trip Blank Present?	☐ Yes	☐ No	☑ N/A	11.
Trip Blank Custody Seals Present?	☐ Yes	☐ No	☑ N/A	

COMMENTS/SAMPLE DISCREPANCY

Field Data Required? ☐ Yes ☐ No

Many Samples Missing from Cooler but present on COC, only Samples with Water ID seem to be present

Lot ID of split containers:

CLIENT NOTIFICATION/RESOLUTION

Person contacted: _____ Date/Time: _____

Project Manager SCURF Review: _____ **Date:** _____

Project Manager SRF Review: _____ **Date:** _____

*Check mark top half of box if pH and/or dechlorination is verified and within the acceptance range for preservation samples.

Exceptions: VOA, Coliform, TOC, Oil and Grease, DRO/8015 (water) DOC, LLHg

**Bottom half of box is to list number of bottles

***Check all unpreserved Nitrates for chlorine

Project # WO#:92711015

PM: BV Due Date: 02/14/24

CLIENT: 92-GP-BOWLF

Item#	BP4U-125 mL Plastic Unpreserved (N/A) (Cl-)	BP3U-250 mL Plastic Unpreserved (N/A)	BP2U-500 mL Plastic Unpreserved (N/A)	BP1U-1 liter Plastic Unpreserved (N/A)	BP4S-125 mL Plastic H2SO4 (pH < 2) (Cl-)	BP3N-250 mL plastic HNO3 (pH < 2)	BP4Z-125 mL Plastic ZN Acetate & NaOH (>9)	BP4B-125 mL Plastic NaOH (pH > 12) (Cl-)	WGFU-Wide-mouthed Glass jar Unpreserved	AG1U-1 liter Amber Unpreserved (N/A) (Cl-)	AG1H-1 liter Amber HCl (pH < 2)	AG3U-250 mL Amber Unpreserved (N/A) (Cl-)	AG1S-1 liter Amber H2SO4 (pH < 2)	AG3S-250 mL Amber H2SO4 (pH < 2)	DG94-40 mL Amber NH4Cl (N/A)(Cl-)	DG9H-40 mL VOA HCl (N/A)	VG9T-40 mL VOA Na2S2O3 (N/A)	VG9U-40 mL VOA Unpreserved (N/A)	DG9V-40 mL VOA H3PO4 (N/A)	KP7U-50 mL Plastic Unpreserved (N/A)	V/GK (3 vials per kit)-VPH/Gas kit (N/A)	SP5T-125 mL Sterile Plastic (N/A – lab)	SP2T-250 mL Sterile Plastic (N/A – lab)	BDN	BP3R-250 mL Plastic (NH2)2SO4 (9.3-9.7)	AG0U-100 mL Amber Unpreserved (N/A) (Cl-)	VSGU-20 mL Scintillation vials (N/A)	DG9U-40 mL Amber Unpreserved vials (N/A)
1		2	1			1	1																		2	2			
2		2	1			1	1																		2	2			
3		2	1			1	1																		2	2			
4		2	1			1	1																		2	2			
5		2	1			1	1																		2	2			
6		2	1			1	1																		2	2			
7																													
8																													
9																													
10																													
11																													
12																													

pH Adjustment Log for Preserved Samples

Sample ID	Type of Preservative	pH upon receipt	Date preservation adjusted	Time preservation adjusted	Amount of Preservative added	Lot #

Note: Whenever there is a discrepancy affecting North Carolina compliance samples, a copy of this form will be sent to the North Carolina DENR Certification Office (i.e. Out of hold, incorrect preservative, out of temp, incorrect containers.

Pace® Location Requested (City/State):

Pace Analytical Charlotte
8800 Kenny Ave, Suite 100, Huntersville, NC 28078

CHAIN-OF-CUSTODY Analytical Request Document

Chain-of-Custody is a LEGAL DOCUMENT - Complete all relevant fields

LAB USE ONLY- Affix Workorder/Login Label Here

92711615

Scan QR Code for instructions

Company Name: Georgia Power - Bowen	Contact/Report To: Kristen Jurinko, Anthony Szwast
Street Address: 241 Ralph McGill Blvd NE, Atlanta, GA 30308	Phone #: (470) 217-0008
	E-Mail: knjurink@southernco.com
	Cc E-Mail: Laura Midkiff, Ben Hodges, Mike Smiley, Noelia Gangi
Customer Project #:	Invoice to: Account Payable
Project Name: Bowen AP-1	Invoice E-mail: georgiapowerinvoices@southernco.com
Site Collection Info/Facility ID (as applicable):	Purchase Order # (if applicable): GPC62474-0007
	Quote #:
Time Zone Collected: [ ] AK [ ] PT [ ] MT [ ] CT [X] ET	County / State origin of sample(s): Georgia
Data Deliverables: [ ] Level II [ ] Level III [ ] Level IV [ ] EQUIS [ ] Other	Regulatory Program (DW, RCRA, etc.) as applicable: Reportable [ ] Yes [ ] No
	Rush (Pre-approval required): [ ] Same Day [ ] 1 Day [ ] 2 Day [ ] 3 Day Other ____ Date Results Requested:
	DW PWSID # or WW Permit # as applicable: Field Filtered (if applicable): [ ] Yes [ ] No Analysis:

* Matrix Codes (Insert in Matrix box below): Drinking Water (DW), Ground Water (GW), Wastewater (WW), Product (P), Soil/Solid (SS), Oil (OL), Wipe (WP), Tissue (TS), Bioassay (B), Vapor (V), Surface Water (SW), Sediment (SED), Sludge (SL), Caulk (CK), Leachate (LL), Biosolid (BS), Other (OT)

Customer Sample ID	Matrix *	Comp / Grab	Composite Start Date	Composite Start Time	Collected or Composite End Date	Collected or Composite End Time	# Cont.	Residual Chlorine Result	Residual Chlorine Units	2320B Alkalinity	2540C Total Dissolved Solids	300.0-F, SO4, Cl	4500S2D Sulfide	App Metals III/IV + Major Ions	RAD 226/228					Sample Comment
BOW-BGWC-14A	WG	G					7			X	X	X	X	X	X					
BOW-BGWC-16	WG	G					7			X	X	X	X	X	X					
BOW-BGWC-17	WG	G					7			X	X	X	X	X	X					
BOW-BGWC-18	WG	G					7			X	X	X	X	X	X					
BOW-BGWC-19	WG	G					7			X	X	X	X	X	X					
BOW-BGWC-20	WG	G					7			X	X	X	X	X	X					
BOW-BGWC-21	WG	G					7			X	X	X	X	X	X					
BOW-BGWC-22	WG	G					7			X	X	X	X	X	X					
BOW-BGWC-23	WG	G					7			X	X	X	X	X	X					
BOW-BGWC-24	WG	G			1/30/24	1440	7			X	X	X	X	X	X					061

Specify Container Size **: 3 | 2 | 3 | 4 | 3 | 1

Identify Container Preservative Type***: 1 | 1 | 1 | 5+6 | 2 | 2

Analysis Requested

**Container Size: (1) 1L, (2) 500mL, (3) 250mL, (4) 125mL, (5) 100mL, (6) 40mL vial, (7) EnCore, (8) TerraCore, (9) 50mL, (10) Other

*** Preservative Types: (1) None, (2) HNO3, (3) H2SO4, (4) HCl, (5) NaOH, (6) Zn Acetate, (7) NaHSO4, (8) Sod. Thiosulfate, (9) Ascorbic Acid, (10) MeOH, (11) Other

Lab Use Only: Proj. Mgr: Bonnie Vang; AcctNum / Client ID:; Table #:; Profile / Template: 16507; Prelog / Bottle Grd. ID: EZ 3057855

Preservation non-conformance identified for sample.

Additional Instructions from Pace®: Task Code: BOW-CCR-ASSMT-202451

Collected By: Printed Name: Kevin Stephenson, William Leaker, Jay Siewert

Signature: [signature] Resolute Environmental

Customer Remarks / Special Conditions / Possible Hazards:

Coolers: | Thermometer ID: | Correction Factor (°C): | Obs. Temp. (°C): | Corrected Temp. (°C): | [ ] On Ice

Relinquished by/Company: (Signature)	Date/Time:	Received by/Company: (Signature)	Date/Time:	Tracking Number:
[signature]	1/31/24 1040	Liam Williams / Pace	1/31/24 1040	
Liam Williams / Pace	1/31/24 1325	[signature] / Pace	1/31/24 1325	Delivered by: [ ] In Person [ ] Courier [ ] FedEx [ ] UPS [ ] Other
Relinquished by/Company: (Signature)	Date/Time:	Received by/Company: (Signature)	Date/Time:	
Relinquished by/Company: (Signature)	Date/Time:	Received by/Company: (Signature)	Date/Time:	Page: 2 of 5

Submitting a sample via this chain of custody constitutes acknowledgment and acceptance of the Pace® Terms and Conditions found at https://www.pacelabs.com/resource-library/resource/pace-terms-and-conditions/

ENV-FRM-CORQ-0019_v02_110123

Pace® Location Requested (City/State):

CHAIN-OF-CUSTODY Analytical Request Document

Chain-of-Custody is a LEGAL DOCUMENT - Complete all relevant fields

LAB USE ONLY- Affix Workorder/Login Label Here

Scan QR Code for Instructions

Company Name: Georgia Power - Bowen	Contact/Report To: Kristen Jurinko, Anthony Szwast
Street Address: 241 Ralph McGill Blvd NE, Atlanta, GA 30308	Phone #: (470) 217-0008
	E-Mail: knjurink@southernco.com
	Cc E-Mail: Laura Midkiff, Ben Hodges, Mike Smilley, Noelia Gangi
Customer Project #:	Invoice to: Account Payable
Project Name: Bowen AP-1	Invoice E-mail: georgiapowerinvoices@southernco.com
Site Collection Info/Facility ID (as applicable):	Purchase Order # (if applicable): GPC82474-0007
	Quote #:
TimeZone Collected: [ ] AR [ ] PT [ ] MT [ ] CT [X] ET	County / State origin of sample(s): Georgia
Data Deliverables: [ ] Level II [ ] Level III [ ] Level IV [ ] EQUIS [ ] Other	Regulatory Program (DW, RCRA, etc.) as applicable: Reportable [ ] Yes [ ] No
Rush (Pre-approval required): [ ] Same Day [ ] 1 Day [ ] 2 Day [ ] 3 Day Other	DW PWSID # or WW Permit # as applicable:
Date Results Requested:	Field Filtered (if applicable): [ ] Yes [ ] No
	Analysis:

Specify Container Size **: 3 2 3 4 3 1

Identify Container Preservative Type***: 1 1 1 5+6 2 2

** Container Size: (1) 1L, (2) 500mL, (3) 250mL, (4) 125mL, (5) 100mL, (6) 40mL vial, (7) EnCore, (8) TerraCore, (9) 90mL, (10) Other

*** Preservative Types: (1) None, (2) HNO3, (3) H2SO4, (4) HCl, (5) NaOH, (6) Zn Acetate, (7) NaHSO4, (8) Sod. Thiosulfate, (9) Ascorbic Acid, (10) MeOH, (11) Other

Analysis Requested

Customer Sample ID	Matrix *	Comp / Grab	Composite Start Date	Composite Start Time	Collected or Composite End Date	Collected or Composite End Time	# Cont.	Residual Chlorine Result	Residual Chlorine Units	2320B Alkalinity	2540C Total Dissolved Solids	300.0-F,SO4, Cl	4500S2D Sulfide	App Metals III/IV + Major Ions	RAD 226/228	Sample Comment
BOW-BGWC-25	WG	G					7			X	X	X	X	X	X	
BOW-BGWC-30	WG	G					7			X	X	X	X	X	X	
BOW-BGWA-6	WG	G					7			X	X	X	X	X	X	
BOW-BGWC-31	WG	G					7			X	X	X	X	X	X	
BOW-BGWC-32	WG	G					7			X	X	X	X	X	X	
BOW-BGWC-34D	WG	G					7			X	X	X	X	X	X	
BOW-BGWC-35D	WG	G					7			X	X	X	X	X	X	
BOW-BGWC-36D	WG	G			1/30/24	1615	7			X	X	X	X	X	X	002
BOW-BGWC-37D	WG	G					7			X	X	X	X	X	X	
BOW-BGWC-38D	WG	G					7			X	X	X	X	X	X	

Lab Use Only: Proj. Mgr: Bonnie Vang; Acct/Nam / Client ID:; Table #:; Profile / Template: 16507; Prelog / Bottle Ord. ID: EZ 3057855

Preservation non-conformance identified for sample.

* Matrix Codes (Insert in Matrix box below): Drinking Water (DW), Ground Water (GW), Wastewater (WW), Product (P), Soil/Solid (SS), Oil (OL), Wipe (WP), Tissue (TS), Bioassay (B), Vapor (V), Surface Water (SW), Sediment (SED), Sludge (SL), Caulk (CK), Leachate (LL), Biosolid (BS), Other (OT)

Additional Instructions from Pace® :
Task Code: BOW-CCR-ASSMT-2024S1

Collected By: Printed Name: Kevin Stephenson, William Lasker, Jay Stewart
Signature: Resolute Environmental

Customer Remarks / Special Conditions / Possible Hazards:

Coolers: Thermometer ID: Correction Factor (°C): Obs. Temp. (°C): Corrected Temp. (°C): [ ] On Ice

Relinquished by/Company: (Signature)	Date/Time:	Received by/Company: (Signature)	Date/Time:	Tracking Number:
	1/31/24 1640	Ryan Williams / Pace	1/31/24 1646	
Relinquished by/Company: (Signature) Ryan Williams / Pace	1/31/24 1325	Received by/Company: (Signature) / Pace	1/31/24 1325	Delivered by: [ ] In-Person [ ] Courier [ ] FedEx [ ] UPS [ ] Other
Relinquished by/Company: (Signature)	Date/Time:	Received by/Company: (Signature)	Date/Time:	
Relinquished by/Company: (Signature)	Date/Time:	Received by/Company: (Signature)	Date/Time:	Page: 3 of 5

Submitting a sample via this chain of custody constitutes acknowledgment and acceptance of the Pace® Terms and Conditions found at https://www.pacelabs.com/resource-library/resource/pace-terms-and-conditions/

ENV-FRM-CORO-0019_v02_110123 ©

Pace® Location Requested (City/State):

Pace Analytical Services, 9800 Kincey Ave., Suite 100, Huntersville, NC 28078

CHAIN-OF-CUSTODY Analytical Request Document

Chain-of-Custody is a LEGAL DOCUMENT - Complete all relevant fields

LAB USE ONLY- Affix Workorder# Label Here

Scan QR Code for Instructions

Company Name: Georgia Power - Bowen	Contact/Report To: Kristen Jurinko, Anthony Szwast
Street Address: 241 Ralph McGill Blvd NE, Atlanta, GA 30308	Phone #: (470) 217-0008
	E-Mail: krjurink@southernco.com
	Cc E-Mail: Laura Midkiff, Ben Hodges, Mike Smiley, Noelia Gangi
Customer Project #:	Invoice to: Account Payable
Project Name: Bowen AP-1	Invoice E-mail: georgiapowerinvoices@southernco.com
Site Collection Info/Facility ID (as applicable):	Purchase Order # (if applicable): GPC82474-0007
	Quote #:
Time Zone Collected: [ ] AK [ ] PT [ ] MT [ ] CT [X] ET	County / State origin of sample(s): Georgia
Data Deliverables: [ ] Level II [ ] Level III [ ] Level IV [ ] EQUIS [ ] Other	Regulatory Program (DW, RCRA, etc.) as applicable: Reportable [ ] Yes [ ] No
	Rush (Pre-approval required): [ ] Same Day [ ] 1 Day [ ] 2 Day [ ] 3 Day Other 5-DAY
	Date Results Requested:
	DW PWSID # or WW Permit # as applicable:
	Field Filtered (if applicable): [ ] Yes [ ] No
	Analysis:

Specify Container Size **: 1 | 2 | 3 | 4 | 3 | 1

Identify Container Preservative Type***: 1 | 1 | 1 | 5+6 | 2 | 2

** Container Size: (1) 1L, (2) 500mL, (3) 250mL, (4) 125mL, (5) 100mL, (6) 40mL vial, (7) EnCore, (8) TerraCore, (9) 30mL, (10) Other

*** Preservative Types: (1) None, (2) HNO3, (3) H2SO4, (4) HCl, (5) MeOH, (6) Zn Acetate, (7) NaHSO4, (8) Sod. Thiosulfate, (9) Ascorbic Acid, (10) MeOH, (11) Other

Lab Use Only: Proj. Mgr: Bonnie Vang; Acct.Num / Client ID:; Table #:; Profile / Template: 16507; Prelog / Bottle Ord. ID: EZ 3057855

* Matrix Codes (Insert in Matrix box below): Drinking Water (DW), Ground Water (GW), Wastewater (WW), Product (P), Soil/Solid (SS), Oil (OL), Wipe (WP), Tissue (TS), Bioassay (B), Vapor (V), Surface Water (SW), Sediment (SED), Sludge (SL), Caulk (CK), Leachate (LT), Biosolid (BS), Other (OT)

Customer Sample ID	Matrix*	Comp / Grab	Composite Start Date	Composite Start Time	Collected or Composite End Date	Collected or Composite End Time	# Cont.	Residual Chlorine Result	Residual Chlorine Units	2320B Alkalinity	2540C Total Dissolved Solids	300.0-F, SO4, Cl	4500S2D Sulfide	App Metals IIIIV + Major Ions	RAD 226/228	Sample Comment	Preservation non-conformance identified for sample.
BOW-BGWC-39	WG	G					7			X	X	X	X	X	X		
BOW-BGWC-40	WG	G					7			X	X	X	X	X	X		
BOW-BGWC-41D	WG	G					7			X	X	X	X	X	X		
BOW-BGWC-42D	WG	G					7			X	X	X	X	X	X		
BOW-BGWC-43D	WG	G			1/30/24	1212	7			X	X	X	X	X	X	003	
BOW-BGWC-44D	WG	G					7			X	X	X	X	X	X		
BOW-BGWC-49D	WG	G					7			X	X	X	X	X	X		
BOW-BGWC-50D	WG	G					7			X	X	X	X	X	X		
BOW-BGWC-51	WG	G					7			X	X	X	X	X	X		
BOW-BGWC-52	WG	G					7			X	X	X	X	X	X		

Additional Instructions from Pace®:
Task Code: BOW-CCR-ASSMT-2024S1

Collected By:
Printed Name: Kevin Stephenson, William Lasker, Jay Siewert
Signature:
Resolute Environmental

Customer Remarks / Special Conditions / Possible Hazards:

Coolers: | Thermometer ID: | Correction Factor (°C): | Obs. Temp. (°C): | Corrected Temp. (°C): | [ ] On Ice

Relinquished by/Company: (Signature)	Date/Time:	Received by/Company: (Signature)	Date/Time:	Tracking Number:
	1/31/24 1040		1/31/24 1040	
Relinquished by/Company: (Signature)	Date/Time:	Received by/Company: (Signature)	Date/Time:	Delivered by: [ ] In-Person [ ] Courier
	1/31/24 1325		1/31/24 1325	[ ] FedEx [ ] UPS [ ] Other
Relinquished by/Company: (Signature)	Date/Time:	Received by/Company: (Signature)	Date/Time:	
Relinquished by/Company: (Signature)	Date/Time:	Received by/Company: (Signature)	Date/Time:	Page: 4 of 5

Submitting a sample via this chain of custody constitutes acknowledgment and acceptance of the Pace® Terms and Conditions found at https://www.pacelabs.com/resource-library/resource/pace-terms-and-conditions/

ENV-FRM-CORQ-0019_v02_110123 ©

Pace® Location Requested (City/State):

Pace Analytical Charlotte
9800 Kincey Ave. Suite 100, Huntersville, NC 28078

CHAIN-OF-CUSTODY Analytical Request Document

Chain-of-Custody is a LEGAL DOCUMENT - Complete all relevant fields

LAB USE ONLY- Affix Workorder/Login Label Here

Scan QR Code for instructions

Company Name: Georgia Power - Bowen	Contact/Report To: Kristen Juninko, Anthony Szwast
Street Address: 241 Ralph McGill Blvd NE, Atlanta, GA 30308	Phone #: (470) 217-0009
	E-Mail: knjurink@southernco.com
	Cc E-Mail: Laura Midkiff, Ben Hodges, Mike Smilley, Noelia Gangi
Customer Project #:	Invoice to: Account Payable
Project Name: Bowen AP-1	Invoice E-mail: georgiapowerinvoices@southernco.com
Site Collection Info/Facility ID (as applicable):	Purchase Order # (if applicable): GPC82474-0007
	Quote #:
Time Zone Collected: [ ] AK [ ] PT [ ] MT [ ] CT [X] ET	County / State origin of sample(s): Georgia
Data Deliverables: [ ] Level II [ ] Level III [ ] Level IV [ ] EQUIS [ ] Other	Regulatory Program (DW, RCRA, etc.) as applicable: Reportable [ ] Yes [ ] No
	Rush (Pre-approval required): [ ] Same Day [ ] 1 Day [ ] 2 Day [ ] 3 Day Other
	Data Results Requested:
	DW PWSID # or WW Permit # as applicable:
	Field Filtered (if applicable): [ ] Yes [ ] No
	Analysis:

Specify Container Size **: 3 | 2 | 3 | 4 | 3 | 1

Identify Container Preservative Type***: 1 | 1 | 1 | 5+6 | 2 | 2

** Container Size: (1) 1L, (2) 500mL, (3) 250mL, (4) 125mL, (5) 100mL, (6) 40mL vial, (7) EnCore, (8) TerraCore (5g 50g), (10) Other

*** Preservative Types: (1) None, (2) HNO3, (3) H2SO4, (4) HCl, (5) NaOH, (6) Zn Acetate, (7) NaHSO4, (8) Sod. Thiosulfate, (9) Ascorbic Acid, (10) MeOH, (11) Other

* Matrix Codes (Insert in Matrix box below): Drinking Water (DW), Ground Water (GW), Wastewater (WW), Product (P), Soil/Solid (SS), Oil (OL), Wipe (WP), Tissue (TS), Bioassay (B), Vapor (V), Surface Water (SW), Sediment (SED), Sludge (SL), Caulk (CK), Leachate (LL), Biosolid (BS), Other (OT)

Customer Sample ID	Matrix *	Comp / Grab	Composite Start Date	Composite Start Time	Collected or Composite End Date	Collected or Composite End Time	# Cont.	Residual Chlorine Result	Residual Chlorine Units	2320B Alkalinity	2540C Total Dissolved Solids	300.0-F,SO4, Cl	4500S2D Sulfide	App Metals IIIIV + Major Ions	RAD 226/228	Sample Comment
BOW-AP1-FD-01 3	WG	G			1/30/24	—	7			X	X	X	X	X	X	004
BOW-AP1-FD-02	WG	G					7			X	X	X	X	X	X	
BOW-AP1-FD-03	WG	G					7			X	X	X	X	X	X	
BOW-AP1-FD-04	WG	G					7			X	X	X	X	X	X	
BOW-AP1-FB- 01 2	WQ	G			1/30/24	1655	7			X	X	X	X	X	X	005
BOW-AP1-FB-	WQ	G					7			X	X	X	X	X	X	
BOW-AP1-EB- 01 5	WQ	G			1/30/24	1655	7			X	X	X	X	X	X	006
BOW-AP1-EB-	WQ	G					7			X	X	X	X	X	X	

Lab Use Only: Proj. Mgr: Bonnie Vang; Acct Num / Client ID:; Table #:; Profile / Template: 16507; Prelog / Bottle Ord. ID: EZ 3057855

Preservation non-conformance identified for sample

Additional instructions from Pace®:
Task Code: BOW-CCR-ASSMT-2024S1

Collected By: Printed Name: Kevin Stephenson, William Lauger, Jay Siewert
Signature:

Resolute Environmental

Customer Remarks / Special Conditions / Possible Hazards:

Coolers: Thermometer ID: Correction Factor (°C): Obs. Temp. (°C): Corrected Temp (°C): [ ] On Ice

Relinquished by/Company: (Signature)	Date/Time:	Received by/Company: (Signature)	Date/Time:	Tracking Number:
	1/31/24 1040	/Pace	1/31/24 1040	
Relinquished by/Company: (Signature) Ryan Williams / Pace	1/31/24 1325	/Pace	1/31/24 1325	Delivered by: [ ] In-Person [ ] Courier [ ] FedEx [ ] UPS [ ] Other
Relinquished by/Company: (Signature)	Date/Time:	Received by/Company: (Signature)	Date/Time:	
Relinquished by/Company: (Signature)	Date/Time:	Received by/Company: (Signature)	Date/Time:	Page: 6 of 5

Submitting a sample via this chain of custody constitutes acknowledgment and acceptance of the Pace® Terms and Conditions found at https://www.pacelabs.com/resource-library/resource/pace-terms-and-conditions/

ENV-FRM-CORQ-0019_v02_110123 ©

Pace ANALYTICAL SERVICES	DC#_Title: ENV-FRM-HUN1-0083 v03_Sample Condition Upon Receipt
	Effective Date: 11/29/2023

Laboratory receiving samples:

Asheville ☐ Eden ☐ Greenwood ☐ Huntersville ☐ Raleigh ☐ Mechanicsville ☐ Atlanta ☑ Kernersville ☐

Sample Condition Upon Receipt

Client Name: Ga Power

Project #: **WO#: 92711015**

PM: BV **Due Date: 02/14/24**

CLIENT: 92-GP-BOWLF

Courier: ☐ Fed Ex ☐ UPS ☐ USPS ☐ Client ☐ Commercial ☑ Pace ☐ Other:

Custody Seal Present? ☑ Yes ☐ No **Seals Intact?** ☑ Yes ☐ No ☐ N/A

Date/Initials Person Examining Contents: 2/12/24 JM

Packing Material: ☑ Bubble Wrap ☐ Bubble Bags ☐ None ☐ Other

Biological Tissue Frozen? ☐ Yes ☐ No ☑ N/A

Thermometer:

☑ IR Gun ID: 230 **Type of Ice:** ☑ Wet ☐ Blue ☐ None

Cooler Temp: 3.3 **Correction Factor: Add/Subtract (°C)** -0.1

Temp should be above freezing to 6°C

☐ Samples out of temp criteria. Samples on ice, cooling process has begun

Cooler Temp Corrected (°C): 3.4

USDA Regulated Soil (☐ N/A, water sample)

Did samples originate in a quarantine zone within the United States: CA, NY, or SC (check maps)? ☐ Yes ☐ No

Did samples originate from a foreign source (internationally, including Hawaii and Puerto Rico)? ☐ Yes ☐ No

				Comments/Discrepancy:
Chain of Custody Present?	☑ Yes	☐ No	☐ N/A	1.
Samples Arrived within Hold Time?	☑ Yes	☐ No	☐ N/A	2.
Short Hold Time Analysis (<72 hr.)?	☑ Yes	☐ No	☐ N/A	3.
Rush Turn Around Time Requested?	☐ Yes	☑ No	☐ N/A	4.
Sufficient Volume?	☑ Yes	☐ No	☐ N/A	5.
Correct Containers Used?	☑ Yes	☐ No	☐ N/A	6.
-Pace Containers Used?	☐ Yes	☐ No	☐ N/A	
Containers Intact?	☑ Yes	☐ No	☐ N/A	7.
Dissolved analysis: Samples Field Filtered?	☐ Yes	☐ No	☑ N/A	8.
Sample Labels Match COC?	☑ Yes	☐ No	☐ N/A	9.
-Includes Date/Time/ID/Analysis Matrix: W				
Headspace in VOA Vials (>5-6mm)?	☐ Yes	☐ No	☑ N/A	10.
Trip Blank Present?	☐ Yes	☐ No	☑ N/A	11.
Trip Blank Custody Seals Present?	☐ Yes	☐ No	☑ N/A	

COMMENTS/SAMPLE DISCREPANCY

Field Data Required? ☐ Yes ☐ No

Lot ID of split containers:

CLIENT NOTIFICATION/RESOLUTION

Person contacted: Date/Time:

Project Manager SCURF Review: Date:

Project Manager SRF Review: Date:

Pace ANALYTICAL SERVICES	DC#_Title: ENV-FRM-HUN1-0083 v03_Sample Condition Upon Receipt
	Effective Date: 11/29/2023

**Check mark top half of box if pH and/or dechlorination is verified and within the acceptance range for preservation samples.
Exceptions: VOA, Coliform, TOC, Oil and Grease, DRO/8015 (water) DOC, LLHg

**Bottom half of box is to list number of bottles

***Check all unpreserved Nitrates for chlorine

Project # **WO#: 92711015**

PM: BV Due Date: 02/14/24

CLIENT: 92-GP-BOWLF

Item#	BP4U-125 mL Plastic Unpreserved (N/A) (Cl-)	BP3U-250 mL Plastic Unpreserved (N/A) -/-/3	BP2U-500 mL Plastic Unpreserved (N/A) -/-/3	BP1U-1 liter Plastic Unpreserved (N/A)	BP4S-125 mL Plastic H2SO4 (pH < 2) (Cl-)	BP3N-250 mL plastic HNO3 (pH < 2) -/-/3	BP4Z-125 mL Plastic ZN Acetate & NaOH (>9) -/-/3	BP4B-125 mL Plastic NaOH (pH > 12) (Cl-)	WGFU-Wide-mouthed Glass jar Unpreserved	AG1U-1 liter Amber Unpreserved (N/A) (Cl-)	AG1H-1 liter Amber HCl (pH < 2)	AG3U-250 mL Amber Unpreserved (N/A) (Cl-)	AG1S-1 liter Amber H2SO4 (pH < 2)	AG3S-250 mL Amber H2SO4 (pH < 2)	DG94-40 mL Amber NH4Cl (N/A)(C*)	DG9H-40 mL VOA HCl (N/A)	VG9T-40 mL VOA Na2S2O3 (N/A)	VG9U-40 mL VOA Unpreserved (N/A)	DG9V-40 mL VOA H3PO4 (N/A)	KP7U-50 mL Plastic Unpreserved (N/A)	V/GK (3 vials per kit)-VPH/Gas kit (N/A)	SP5T-125 mL Sterile Plastic (N/A – lab)	SPZT-250 mL Sterile Plastic (N/A – lab)	BPJN -/-/3	BP3R-250 mL Plastic (NH2)2SO4 (9.3-9.7)	AG0U-100 mL Amber Unpreserved (N/A) (Cl-)	VSGU-20 mL Scintillation Vials (N/A)	DG9U-40 mL Amber Unpreserved vials (N/A)
1		2	1			1	1																		2				
2		2	1			1	1																		2				
3		2	1			1	1																		2				
4		2	1			1	1																		2				
5		2	1			1	1																		2				
6		2	1			1	1																		2				
7		2	1			1	1																		2				
8		2	1			1	1																		2				
9		2	1			1	1																		2				
10		2	1			1	1																		2				
11		2	1			1	1																		2				
12		2	1			1	1																		2				

pH Adjustment Log for Preserved Samples

Sample ID	Type of Preservative	pH upon receipt	Date preservation adjusted	Time preservation adjusted	Amount of Preservative added	Lot #

Note: Whenever there is a discrepancy affecting North Carolina compliance samples, a copy of this form will be sent to the North Carolina DENR Certification Office (i.e. Out of hold, incorrect preservative, out of temp, incorrect containers.

Pace® Location Requested (City/State):

Pace Analytical Charlotte
5800 Kinsey Ave. Suite 100, Huntersville, NC 28078

CHAIN-OF-CUSTODY Analytical Request Document

Chain-of-Custody is a LEGAL DOCUMENT - Complete all relevant fields

LAB USE ONLY- Affix Workorder/Login Label Here

Scan QR Code for instructions

Company Name: Georgia Power - Bowen

Street Address: 241 Ralph McGill Blvd NE, Atlanta, GA 30308

Customer Project #:

Project Name: Bowen AP-1

Site Collection Info/Facility ID (as applicable):

Contact/Report To: Kristen Jurinko, Anthony Szwast

Phone #: (470) 217-0008

E-Mail: knjurink@southernco.com

Cc E-Mail: Laura Midkiff, Ben Hodges, Mike Smilley, Noelia Gangi

Invoice to: Account Payable

Invoice E-mail: georgiapowerinvoices@southernco.com

Purchase Order # (if applicable): GPC82474-0007

Quote #:

Time Zone Collected: [ ] AK [ ] PT [ ] MT [ ] CT [X] ET

County / State origin of sample(s): Georgia

Data Deliverables: [ ] Level II [ ] Level III [ ] Level IV [ ] EQUIS [ ] Other

Regulatory Program (DW, RCRA, etc.) as applicable: Reportable [ ] Yes [ ] No

Rush (Pre-approval required): [ ] Same Day [ ] 1 Day [ ] 2 Day [ ] 3 Day Other

Date Results Requested:

DW PWSID # or WW Permit # as applicable:

Field Filtered (if applicable): [ ] Yes [ ] No

Analysis:

* Matrix Codes (Insert in Matrix box below): Drinking Water (DW), Ground Water (GW), Wastewater (WW), Product (P), Soil/Solid (SS), Oil (OL), Wipe (WP), Tissue (TS), Bioassay (B), Vapor (V), Surface Water (SW), Sediment (SED), Sludge (SL), Caulk (CK), Leachate (LL), Biosolid (BS), Other (OT)

Specify Container Size **: 3 | 2 | 3 | 4 | 3 | 1

Identify Container Preservative Type***: 1 | 1 | 1 | 5+6 | 2 | 2

** Container Size: (1) 1L, (2) 500mL, (3) 250mL, (4) 125mL, (5) 100mL, (6) 40mL vial, (7) EnCore, (8) TerraCore, (9) 2oz., (99) Other

*** Preservative Types: (1) None, (2) HNO3, (3) H2SO4, (4) HCl, (5) NaOH, (6) Zn Acetate, (7) NaHSO4, (8) Sod. Thiosulfate, (9) Ascorbic Acid, (10) MeOH, (11) Other

Customer Sample ID	Matrix *	Comp / Grab	Composite Start Date	Composite Start Time	Collected or Composite End Date	Collected or Composite End Time	# Cont.	Residual Chlorine Result	Residual Chlorine Units	2320B Alkalinity	2540C Total Dissolved Solids	300.0-F,SO4, Cl	4500S2D Sulfide	App Metals III/IV + Major Ions	RAD 228/226	Lab Use Only	Sample Comment	Preservation non-conformance identified (or sample)
BOW-BGWA-2	WG	G					7			X	X	X	X	X	X			
BOW-BGWA-29	WG	G					7			X	X	X	X	X	X			
BOW-BGWA-33	WG	G					7			X	X	X	X	X	X			
BOW-BGWA-47D	WG	G			1/31/24	1136	7			X	X	X	X	X	X		007	
BOW-BGWA-48D	WG	G			1/31/24	1454	7			X	X	X	X	X	X		008	
BOW-BGWC-7	WG	G					7			X	X	X	X	X	X			
BOW-BGWC-8	WG	G					7			X	X	X	X	X	X			
BOW-BGWC-9	WG	G					7			X	X	X	X	X	X			
BOW-BGWC-10	WG	G					7			X	X	X	X	X	X			
BOW-BGWC-12	WG	G					7			X	X	X	X	X	X			

Lab Use Only: Proj. Mgr: Bonnie Vang; Acct/Num / Client ID:; Table #:; Profile / Template: 16507; Prelog / Bottle Ord. ID: EZ 3057855

Additional Instructions from Pace®:
Task Code: BOW-CCR-ASSMT-2024S1

Collected By: Printed Name: Kevin Stephenson, William Lasker, Jay Siewert
Signature:

Resolute Environmental

Customer Remarks / Special Conditions / Possible Hazards:

Coolers: Thermometer ID: Correction Factor (°C): Obs. Temp. (°C): Corrected Temp. (°C): [ ] On Ice

Relinquished by/Company: (Signature)	Date/Time:	Received by/Company: (Signature)	Date/Time:	Tracking Number:
	2/2/24 1052	Ryan Williams / Pace	2/2/24 1052	
Relinquished by/Company: (Signature) Ryan Williams / Pace	2/2/24 1235	Received by/Company: (Signature)	2/2/24 1235	Delivered by: [ ] In-Person [ ] Courier [ ] FedEx [ ] UPS [ ] Other
Relinquished by/Company: (Signature)	Date/Time:	Received by/Company: (Signature)	Date/Time:	
Relinquished by/Company: (Signature)	Date/Time:	Received by/Company: (Signature)	Date/Time:	Page: 1 of 5

Submitting a sample via this chain of custody constitutes acknowledgment and acceptance of the Pace® Terms and Conditions found at https://www.pacelabs.com/resource-library/resource/pace-terms-and-conditions/

ENV-FRM-CORO-0019_v02_110123 ©

Pace® Location Requested (City/State):

Pace Analytical Charlotte
9800 Kincey Ave. Suite 100, Huntersville, NC 28078

CHAIN-OF-CUSTODY Analytical Request Document

Chain-of-Custody is a LEGAL DOCUMENT - Complete all relevant fields

LAB USE ONLY- Affix Workorder/Login Label Here

Scan QR Code for instructions

Company Name: Georgia Power - Bowen	Contact/Report To: Kristen Jurinko, Anthony Szwast
Street Address: 241 Ralph McGill Blvd NE, Atlanta, GA 30308	Phone #: (470) 217-0008
	E-Mail: knjurink@southernco.com
	Cc E-Mail: Laura Midkiff, Ben Hodges, Mike Smilley, Noelia Gangi
Customer Project #:	Invoice to: Account Payable
Project Name: Bowen AP-1	Invoice E-mail: georgiapowerinvoices@southernco.com
Site Collection Info/Facility ID (as applicable):	Purchase Order # (if applicable): GPC62474-0007
	Quote #:
Time Zone Collected: [ ] AK [ ] PT [ ] MT [ ] CT [X] ET	County / State origin of sample(s): Georgia
Date Deliverables: [ ] Level II [ ] Level III [ ] Level IV [ ] EQUIS [ ] Other	Regulatory Program (DW, RCRA, etc.) as applicable: Reportable [ ] Yes [ ] No
	Rush (Pre-approval required): [ ] Same Day [ ] 1 Day [ ] 2 Day [ ] 3 Day Other
	Date Results Requested:
	DW PWSID # or WW Permit # as applicable:
	Field Filtered (if applicable): [ ] Yes [ ] No
	Analysis:

Specify Container Size **: 3 2 3 4 3 1

Identify Container Preservative Type***: 1 1 1 5+6 2 2

Analysis Requested

* Container Size: (1) 1L, (2) 500mL, (3) 250mL, (4) 125mL, (5) 100mL, (6) 40mL vial, (7) EnCore, (8) TerraCore, (9) 80mL, (10) Other

*** Preservative Types: (1) None, (2) HNO3, (3) H2SO4, (4) HCl, (5) NaOH, (6) Zn Acetate, (7) NaHSO4, (8) Sod. Thiosulfate, (9) Ascorbic Acid, (10) MeOH, (11) Other

* Matrix Codes (Insert in Matrix box below): Drinking Water (DW), Ground Water (GW), Wastewater (WW), Product (P), Soil/Solid (SS), Oil (OL), Wipe (WP), Tissue (TS), Bioassay (B), Vapor (V), Surface Water (SW), Sediment (SED), Sludge (SL), Caulk (CK), Leachate (LL), Biosolid (BS), Other (OT)

Customer Sample ID	Matrix *	Comp / Grab	Composite Start Date	Composite Start Time	Collected or Composite End Date	Collected or Composite End Time	# Cont.	Residual Chlorine Result	Residual Chlorine Units	2320B Alkalinity	2540C Total Dissolved Solids	300.0-F, SO4, Cl	4500S2D Sulfide	App Metals III/IV + Major Ions	RAD 226/228	Lab Use Only	Sample Comment	Preservation non-conformance identified for sample.
BOW-BGWA-2	WG	G					7			X	X	X	X	X	X			
BOW-BGWA-29	WG	G					7			X	X	X	X	X	X			
BOW-BGWA-33	WG	G					7			X	X	X	X	X	X			
BOW-BGWA-47D	WG	G					7			X	X	X	X	X	X			
BOW-BGWA-48D	WG	G					7			X	X	X	X	X	X			
BOW-BGWC-7	WG	G					7			X	X	X	X	X	X			
BOW-BGWC-8	WG	G			2/1/24	1129	7			X	X	X	X	X	X			
BOW-BGWC-9	WG	G			2/1/24	1122	7			X	X	X	X	X	X			
BOW-BGWC-10	WG	G			2/1/24	1459	7			X	X	X	X	X	X			
BOW-BGWC-12	WG	G			2/1/24	1400	7			X	X	X	X	X	X			

Lab Use Only: Proj. Mgr: Bonnie Vang; Acct.Num / Client ID:; Table #:; Profile / Template: 16507; Prelog / Bottle Ord. ID: EZ 3057855

009
010
011
012

Additional Instructions from Pace® :
Task Code: BOW-CCR-ASSMT-2024S1

Collected By: Printed Name: Kevin Stephenson, William Lasker, Jay Stewart
Signature:

Resolute Environmental

Customer Remarks / Special Conditions / Possible Hazards:

Coolers: Thermometer ID: Correction Factor (°C): Obs. Temp. (°C): Corrected Temp. (°C): [ ] On Ice

Relinquished by/Company: (Signature)	Date/Time:	Received by/Company: (Signature)	Date/Time:
	2/2/24 1052	Ryan W. Williams / Pace	2/2/24 1052
Relinquished by/Company: (Signature) Ryan Williams / Pace	2/2/24 1235		2/2/24 1235
Relinquished by/Company: (Signature)	Date/Time:	Received by/Company: (Signature)	Date/Time:
Relinquished by/Company: (Signature)	Date/Time:	Received by/Company: (Signature)	Date/Time:

Tracking Number:

Delivered by: [ ] In-Person [ ] Courier [ ] FedEx [ ] UPS [ ] Other

(Submitting a sample via this chain of custody constitutes acknowledgment and acceptance of the Pace® Terms and Conditions found at https://www.pacelabs.com/resource-library/resource/pace-terms-and-conditions/)

Pace® Location Requested (City/State):

Pace Analytical Charlotte
9800 Kincey Ave. Suite 100, Huntersville, NC 28078

CHAIN-OF-CUSTODY Analytical Request Document

Chain-of-Custody is a LEGAL DOCUMENT - Complete all relevant fields

LAB USE ONLY- Affix Workorder/Login Label Here

Scan QR Code for instructions

Company Name: Georgia Power - Bowen	Contact/Report To: Kristen Juranko, Anthony Szwast
Street Address: 241 Ralph McGill Blvd NE, Atlanta, GA 30308	Phone #: (470) 217-0008
	E-Mail: knjurink@southernco.com
	Cc E-Mail: Laura Midkiff, Ben Hodges, Mike Smitley, Noelia Gangi
Customer Project #:	Invoice to: Account Payable
Project Name: Bowen AP-1	Invoice E-mail: georgiapowerinvoices@southernco.com
Site Collection Info/Facility ID (as applicable):	Purchase Order # (if applicable): GPC82474-0007
	Quote #:
Time Zone Collected: [ ] AK [ ] PT [ ] MT [ ] CT [X] ET	County / State origin of sample(s): Georgia
Data Deliverables: [ ] Level II [ ] Level III [ ] Level IV [ ] EDUS [ ] Other	Regulatory Program (DW, RCRA, etc.) as applicable: Reportable [ ] Yes [ ] No
	Rush (Pre-approval required): [ ] Same Day [ ] 1 Day [ ] 2 Day [ ] 3 Day Other _____ Date Results Requested:
	DW PWSID # or WW Permit # as applicable: Field Filtered (if applicable): [ ] Yes [ ] No Analysis:

Specify Container Size **: 3 | 2 | 3 | 4 | 3 | 1

Identify Container Preservative Type***: 1 | 1 | 1 | 5+6 | 2 | 2

Container Size: [1] 1L [2] 500mL [3] 250mL [4] 125mL [5] 100mL [6] 40mL vial [7] EnCore [8] TerraCore, 5g vial, 25g vial, Other

*** Preservative Types: [1] None, [2] HNO3, [3] H2SO4, [4] HCl, [5] NaOH, [6] Zn Acetate, [7] NaHSO4, [8] Sod. Thiosulfate, [9] Ascorbic Acid, [10] MeOH, [11] Other

Analysis Requested

Customer Sample ID	Matrix *	Comp / Grab	Composite Start Date	Composite Start Time	Collected or Composite End Date	Collected or Composite End Time	# Cont.	Residual Chlorine Result	Residual Chlorine Units	2320B Alkalinity	2540C Total Dissolved Solids	300.0-F,SO4, Cl	4500S2D Sulfide	App Metals III/IV + Major Ions	RAD 226/228	Sample Comment
BOW-BGWC-14A	WG	G			2/1/24	1408	7			X	X	X	X	X	X	013
BOW-BGWC-16	WG	G			2/1/24	1534	7			X	X	X	X	X	X	014
BOW-BGWC-17	WG	G			2/1/24	1609	7			X	X	X	X	X	X	015
BOW-BGWC-18	WG	G					7			X	X	X	X	X	X	
BOW-BGWC-19	WG	G					7			X	X	X	X	X	X	
BOW-BGWC-20	WG	G					7			X	X	X	X	X	X	
BOW-BGWC-21	WG	G					7			X	X	X	X	X	X	
BOW-BGWC-22	WG	G					7			X	X	X	X	X	X	
BOW-BGWC-23	WG	G					7			X	X	X	X	X	X	
BOW-BGWC-24	WG	G					7			X	X	X	X	X	X	

* Matrix Codes (Insert in Matrix box below): Drinking Water (DW), Ground Water (GW), Wastewater (WW), Product (P), Soil/Solid (SS), Oil (OL), Wipe (WP), Tissue (TS), Bioassay (B), Vapor (V), Surface Water (SW), Sediment (SED), Sludge (SL), Caulk (CK), Leachate (LL), Biosolid (BS), Other (OT)

Lab Use Only: Proj. Mgr: Bonnie Vang; Acct/Num / Client ID:; Table #:; Profile / Template: 18507; Prelog / Bottle Ord. ID: EZ 3057855

Preservation non-conformance Identified for sample.

Additional Instructions from Pace®:
Task Code: BOW-CCR-ASSMT-2024S1

Collected By: Printed Name: Kevin Stephenson, William Lasker, Jay Siewert
Signature:
Results Environmental

Customer Remarks / Special Conditions / Possible Hazards:

Coolers: | Thermometer ID: | Correction Factor (°C): | Obs. Temp. (°C): | Corrected Temp. (°C): | [ ] On Ice

Relinquished by/Company: (Signature)	Date/Time:	Received by/Company: (Signature)	Date/Time:	Tracking Number:
	2/2/24 1052		2/2/24 1052	
Relinquished by/Company: (Signature)	Date/Time:	Received by/Company: (Signature)	Date/Time:	Delivered by: [ ] In-Person [ ] Courier [ ] FedEx [ ] UPS [ ] Other
	2/2/24 1235		2/2/24 1235	
Relinquished by/Company: (Signature)	Date/Time:	Received by/Company: (Signature)	Date/Time:	
Relinquished by/Company: (Signature)	Date/Time:	Received by/Company: (Signature)	Date/Time:	Page: 2 of 5

Submitting a sample via this chain of custody constitutes acknowledgment and acceptance of the Pace® Terms and Conditions found at https://www.pacelabs.com/resource-library/resource/pace-terms-and-conditions/

ENV-FRM-CORQ-0019_v02_110123 ©

Pace® Location Requested (City/State):

Pace Analytical Chemistry
9800 Kincey Ave. Suite 100, Huntersville, NC 28078

CHAIN-OF-CUSTODY Analytical Request Document

Chain-of-Custody is a LEGAL DOCUMENT - Complete all relevant fields

LAB USE ONLY- Affix Workorder/Login Label Here

Scan QR Code for instructions

Company Name: Georgia Power - Bowen

Street Address: 241 Ralph McGill Blvd NE, Atlanta, GA 30308

Customer Project #:

Project Name: Bowen AP-1

Site Collection Info/Facility ID (as applicable):

Contact/Report To: Kristen Jurinko, Anthony Szwast

Phone #: (470) 217-0008

E-Mail: knjurink@southernco.com

Cc E-Mail: Laura Midkiff, Ben Hodges, Mike Smilley, Noelia Gangi

Invoice to: Account Payable

Invoice E-mail: georgiapowerinvoices@southernco.com

Purchase Order # (if applicable): GPC82474-0007

Quote #:

Time Zone Collected: [ ] AK [ ] PT [ ] MT [ ] CT [X] ET

County / State origin of sample(s): Georgia

Data Deliverables: [ ] Level II [ ] Level III [ ] Level IV [ ] EQUIS [ ] Other

Regulatory Program (DW, RCRA, etc.) as applicable: Reportable [ ] Yes [ ] No

Rush (Pre-approval required): [ ] Same Day [ ] 1 Day [ ] 2 Day [ ] 3 Day Other

Date Results Requested:

DW PWSID # or WW Permit # as applicable:

Field Filtered (if applicable): [ ] Yes [ ] No

Analysis:

* Matrix Codes (Insert in Matrix box below): Drinking Water (DW), Ground Water (GW), Wastewater (WW), Product (P), Soil/Solid (SS), Oil (OL), Wipe (WP), Tissue (TS), Bioassay (B), Vapor (V), Surface Water (SW), Sediment (SED), Sludge (SL), Caulk (CK), Leachate (LE), Biosolid (BS), Other (OT)

Specify Container Size **: 3 | 2 | 3 | 4 | 3 | 1

Identify Container Preservative Type***: 1 | 1 | 1 | 5+6 | 2 | 2

Analysis Requested

Customer Sample ID	Matrix*	Comp / Grab	Composite Start Date	Composite Start Time	Collected or Composite End Date	Collected or Composite End Time	# Cont.	Residual Chlorine Result	Residual Chlorine Units	2320B Alkalinity	2540C Total Dissolved Solids	300.0-F, SO4, Cl	4500S2D Sulfide	App Metals III/IV + Major Ions	RAD 226/228	Sample Comment
BOW-BGWC-25	WG	G					7			X	X	X	X	X	X	
BOW-BGWC-30	WG	G					7			X	X	X	X	X	X	
BOW-BGWA-6	WG	G			1/31/24	1308	7			X	X	X	X	X	X	016
BOW-BGWC-31	WG	G					7			X	X	X	X	X	X	
BOW-BGWC-32	WG	G					7			X	X	X	X	X	X	
BOW-BGWC-34D	WG	G					7			X	X	X	X	X	X	
BOW-BGWC-35D	WG	G					7			X	X	X	X	X	X	
BOW-BGWC-36D	WG	G					7			X	X	X	X	X	X	
BOW-BGWC-37D	WG	G					7			X	X	X	X	X	X	
BOW-BGWC-38D	WG	G					7			X	X	X	X	X	X	

Lab Use Only: Proj. Mgr: Bonnie Vang; Acct.Num / Client ID:; Table #:; Profile / Template: 16507; Prelog / Bottle Ord. ID: EZ 3057855

Preservation non-conformance identified for sample.

Additional Instructions from Pace®: Task Code: BOW-CCR-ASSMT-2024S1

Collected By: Printed Name: Kevin Stephenson, William Lasker, Jay Siewert

Signature: Resolute Environmental

Customer Remarks / Special Conditions / Possible Hazards:

Coolers: Thermometer ID: Correction Factor (°C): Obs. Temp. (°C): Corrected Temp. (°C): [ ] On Ice

Relinquished by/Company: (Signature)	Date/Time:	Received by/Company: (Signature)	Date/Time:	Tracking Number:
Ryan Williams / Pace	2/2/24 1052	Ryan Williams / Pace	2/2/24 1052	
Ryan Williams / Pace	2/2/24 1235		2/2/24 1235	Delivered by: [ ] In-Person [ ] Courier [ ] FedEx [ ] UPS [ ] Other
Relinquished by/Company: (Signature)	Date/Time:	Received by/Company: (Signature)	Date/Time:	
Relinquished by/Company: (Signature)	Date/Time:	Received by/Company: (Signature)	Date/Time:	

Page: 3 of 5

Submitting a sample via this chain of custody constitutes acknowledgment and acceptance of the Pace® Terms and Conditions found at https://www.pacelabs.com/resource-library/resource/pace-terms-and-conditions/

ENV-FRM-CORQ-0019_v02_110123 ©

Pace® Location Requested (City/State):

Pace Analytical Charlotte
9800 Kincey Ave. Suite 100, Huntersville, NC 28078

CHAIN-OF-CUSTODY Analytical Request Document

Chain-of-Custody is a LEGAL DOCUMENT – Complete all relevant fields

LAB USE ONLY- Affix Workorder/Login Label Here

Scan QR Code for instructions

Company Name: Georgia Power - Bowen	Contact/Report To: Kristen Jurinko, Anthony Szerszet
Street Address: 241 Ralph McGill Blvd NE, Atlanta, GA 30308	Phone #: (470) 217-0008
	E-Mail: krjurink@southernco.com
	Cc E-Mail: Laura Midkiff, Ben Hodges, Mike Smiley, Noelia Gangi
Customer Project #:	Invoice to: Account Payable
Project Name: Bowen AP-1	Invoice E-mail: georgiapowerinvoices@southernco.com
Site Collection Info/Facility ID (as applicable):	Purchase Order # (if applicable): GPC82474-0007
	Quote #:
Time Zone Collected: [ ] AK [ ] PT [ ] MT [ ] CT [X] ET	County / State origin of sample(s): Georgia
Data Deliverables: [ ] Level II [ ] Level III [ ] Level IV [ ] EQUIS [ ] Other	Regulatory Program (DW, RCRA, etc.) as applicable: Reportable [ ] Yes [ ] No
	Rush (Pre-approval required): [ ] Same Day [ ] 1 Day [ ] 2 Day [ ] 3 Day Other Date Results Requested:
	DW PWSID # or WW Permit # as applicable: Field Filtered (if applicable) [ ] Yes [ ] No Analysis:

Specify Container Size **: 3 2 3 4 3 1

Identify Container Preservative Type***: 1 1 1 546 2 2

Analysis Requested

* Container Size: (1) 1L, (2) 500mL, (3) 250mL, (4) 125mL, (5) 100mL, (6) 40mL vial, (7) EnCore, (8) TerraCore, (9) 2oz, (10) Other

*** Preservative Types: (1) None, (2) HNO3, (3) H2SO4, (4) HCl, (5) NaOH, (6) Zn Acetate, (7) NaHSO4, (8) Sod. Thiosulfate, (9) Ascorbic Acid, (10) MeOH, (11) Other

* Matrix Codes (insert in Matrix box below): Drinking Water (DW), Ground Water (GW), Wastewater (WW), Product (P), Soil/Solid (SS), Oil (OL), Wipe (WP), Tissue (TS), Bioassay (B), Vapor (V), Surface Water (SW), Sediment (SED), Sludge (SL), Caulk (CK), Leachate (LE), Biosolid (BS), Other (OT)

Customer Sample ID	Matrix *	Comp / Grab	Composite Start Date	Composite Start Time	Collected or Composite End Date	Collected or Composite End Time	# Cont.	Residual Chlorine Result	Residual Chlorine Units	2320B Alkalinity	2540C Total Dissolved Solids	300.0-F, SO4, Cl	4500S2D Sulfide	App Metals III/IV + Major Ions	RAD 226/228	Sample Comment
BOW-BGWC-39	WG	G					7			X	X	X	X	X	X	
BOW-BGWC-40	WG	G					7			X	X	X	X	X	X	
BOW-BGWC-41D	WG	G					7			X	X	X	X	X	X	
BOW-BGWC-42D	WG	G					7			X	X	X	X	X	X	
BOW-BGWC-43D	WG	G					7			X	X	X	X	X	X	
BOW-BGWC-44D	WG	G			1/31/24	1128	7			X	X	X	X	X	X	017
BOW-BGWC-49D	WG	G					7			X	X	X	X	X	X	
BOW-BGWC-50D	WG	G			1/31/24	1512	7			X	X	X	X	X	X	018
BOW-BGWC-51	WG	G					7			X	X	X	X	X	X	
BOW-BGWC-52	WG	G					7			X	X	X	X	X	X	

Lab Use Only: Proj. Mgr: Bonnie Vang; Acct.Num / Client ID:; Table #:; Profile / Template: 16507; Prelog / Bottle Ord. ID: EZ 3057855

Preservation non-conformance identified for sample:

Additional Instructions from Pace®:
Task Code: BOW-CCR-ASSMT-2024S1

Collected By: Printed Name: Kevin Stephenson, William Leaker, Jay Siewert
Signature: [signature] Resolute Environmental

Customer Remarks / Special Conditions / Possible Hazards:

Coolers: Thermometer ID: Correction Factor (°C): Obs. Temp. (°C): Corrected Temp. (°C): [ ] On Ice

Relinquished by/Company: (Signature)	Date/Time:	Received by/Company: (Signature)	Date/Time:	Tracking Number:
[signature]	2/2/24 1052	Ryan Williams / Pace	2/2/24 1052	
Ryan Williams / Pace	2/2/24 1235	[signature]	2/2 1235	Delivered by: [ ] In-Person [ ] Courier [ ] FedEx [ ] UPS [ ] Other
Relinquished by/Company: (Signature)	Date/Time:	Received by/Company: (Signature)	Date/Time:	
Relinquished by/Company: (Signature)	Date/Time:	Received by/Company: (Signature)	Date/Time:	Page: 4 of 5

Submitting a sample via this chain of custody constitutes acknowledgment and acceptance of the Pace® Terms and Conditions found at https://www.pacelabs.com/resource-library/resource/pace-terms-and-conditions/

ENV-FRM-CORQ-0019_v02_110123 ©

Pace® Location Requested (City/State):

Pace Analytical Charters
5800 Cherry Ave. Suite 100, Bonnerville, NC 28013

CHAIN-OF-CUSTODY Analytical Request Document

Chain-of-Custody is a LEGAL DOCUMENT - Complete all relevant fields

LAB USE ONLY- Affix Workorder/Login Label Here

Scan QR Code for instructions

Company Name: Georgia Power - Bowen
Street Address: 241 Ralph McGill Blvd NE, Atlanta, GA 30308
Customer Project #:
Project Name: Bowen AP-1
Site Collection Info/Facility ID (as applicable):

Contact/Report To: Kristen Jurinko, Anthony Szwast
Phone #: (470) 217-0008
E-Mail: knjurink@southernco.com
Cc E-Mail: Laura Midkiff, Ben Hodges, Mike Smilley, Noelia Gangi
Invoice to: Account Payable
Invoice E-mail: georgiapowerinvoices@southernco.com
Purchase Order # (if applicable): GPC82474-0007
Quote #:

Time Zone Collected: [ ] AK [ ] PT [ ] MT [ ] CT [X] ET
County / State origin of sample(s): Georgia

Data Deliverables: [ ] Level II [ ] Level III [ ] Level IV [ ] EQUIS [ ] Other

Regulatory Program (DW, RCRA, etc.) as applicable: Reportable [ ] Yes [ ] No

Rush (Pre-approval required): [ ] Same Day [ ] 1 Day [ ] 2 Day [ ] 3 Day Other
Date Results Requested:

DW PWSID # or WW Permit # as applicable:
Field Filtered (if applicable): [ ] Yes [ ] No
Analysis:

* Matrix Codes (Insert in Matrix box below): Drinking Water (DW), Ground Water (GW), Wastewater (WW), Product (P), Soil/Solid (SS), Oil (OL), Wipe (WP), Tissue (TS), Bioassay (B), Vapor (V), Surface Water (SW), Sediment (SED), Sludge (SL), Caulk (CK), Leachate (LL), Biosolid (BS), Other (OT)

Specify Container Size **: 3 | 2 | 3 | 4 | 3 | 1
Identify Container Preservative Type***: 1 | 1 | 1 | 5+6 | 2 | 2
Analysis Requested

** Container Size: (1) 1L, (2) 500mL, (3) 350mL, (4) 125mL, (5) 100mL, (6) 40ml vial, (7) EnCore, (8) TerraCore, (9) 90mL, (10) Other

*** Preservative Types: (1) None, (2) HNO3, (3) H2SO4, (4) HCl, (5) NaOH, (6) Zn Acetate, (7) NaHSO4, (8) Sod. Thiosulfate, (9) Ascorbic Acid, (10) MeOH, (11) Other

Lab Use Only: Proj. Mgr: Bonnie Vang; Acct/Num / Client ID:; Table #:; Profile / Template: 16507; Prolog / Bottle Ord. ID: EZ 3057855

Customer Sample ID	Matrix*	Comp / Grab	Composite Start Date	Composite Start Time	Collected or Composite End Date	Collected or Composite End Time	# Cont.	Residual Chlorine Result	Residual Chlorine Units	2320B Alkalinity	2540C Total Dissolved Solids	300.0-F,SO4, Cl	4500S2D Sulfide	App Metals III/IV + Major Ions	RAD 226/228	Sample Comment	Preservation non-conformance identified for sample.
BOW-AP1-FD-01	WG	G					7			X	X	X	X	X	X		
BOW-AP1-FD-02	WG	G					7			X	X	X	X	X	X		
BOW-AP1-FD-03	WG	G					7			X	X	X	X	X	X		
BOW-AP1-FD-04	WG	G					7			X	X	X	X	X	X		
BOW-AP1-FB-02	WQ	G			2/1/24	1615	7			X	X	X	X	X	X	019	
BOW-AP1-FB-	WQ	G					7			X	X	X	X	X	X		
BOW-AP1-EB-	WQ	G					7			X	X	X	X	X	X		
BOW-AP1-EB-	WQ	G					7			X	X	X	X	X	X		

Additional Instructions from Pace®:
Task Code: BOW-CCR-ASSMT-2024S1

Collected By: Kevin Stephenson, William Laaker, Jay Siewert
Printed Name
Signature
Resolute Environmental

Customer Remarks / Special Conditions / Possible Hazards:

Coolers: Thermometer ID: Correction Factor (°C): Obs. Temp. (°C): Corrected Temp. (°C): [ ] On Ice

Relinquished by/Company: (Signature)	Date/Time:	Received by/Company: (Signature)	Date/Time:
[signature]	2/2/24 1052	Ryan Williams / Pace	2/2/24 1052
Ryan Williams / Pace	2/2/24 1235	[signature]	2/2/24 1235

Tracking Number:
Delivered by: [ ] In-Person [ ] Courier [ ] FedEX [ ] UPS [ ] Other

Page: 5 of 5

Submitting a sample via this chain of custody constitutes acknowledgment and acceptance of the Pace® Terms and Conditions found at https://www.pacelabs.com/resource-library/resource/pace-terms-and-conditions/

ENV-FRM-CORQ-0019_v02_110123 ©

Pace

DC#_Title: ENV-FRM-HUN1-0083 v03_Sample Condition Upon Receipt

Effective Date: 11/29/2023

ıratory receiving samples:
heville ☐ **Eden** ☐ **Greenwood** ☐ **Huntersville** ☐ **Raleigh** ☐ **Mechanicsville** ☐ **Atlanta** ☑ **Kernersville** ☐

Sample Condition Upon Receipt

Client Name: Gr Power

Project #: **WO#: 92711015**

PM: BV **Due Date: 02/14/24**

CLIENT: 92-GP-BOWLF

ırier: ☐ Fed Ex ☐ UPS ☐ USPS ☐ Client
Commercial ☑ Pace ☐ Other:

stody Seal Present? ☑ Yes ☐ No **Seals Intact?** ☑ Yes ☐ No ☐ N/A

Date/Initials Person Examining Contents: 2/6/24 SM

cking Material: ☑ Bubble Wrap ☐ Bubble Bags ☐ None ☐ Other

Biological Tissue Frozen? ☐ Yes ☐ No ☑ N/A

ermometer:
☑ IR Gun ID: 230 **Type of Ice:** ☑ Wet ☐ Blue ☐ None

ıoler Temp: 1.1 **Correction Factor:** Add/Subtract (°C) -0.1

Temp should be above freezing to 6°C
☐ Samples out of temp criteria. Samples on ice, cooling process has begun

ıoler Temp Corrected (°C): 1.2

SDA Regulated Soil (☐ N/A, water sample)
Did samples originate in a quarantine zone within the United States: CA, NY, or SC (check maps)? ☐ Yes ☐ No

Did samples originate from a foreign source (internationally, including Hawaii and Puerto Rico)? ☐ Yes ☐ No

				Comments/Discrepancy:
Chain of Custody Present?	☑ Yes	☐ No	☐ N/A	1.
Samples Arrived within Hold Time?	☑ Yes	☐ No	☐ N/A	2.
Short Hold Time Analysis (<72 hr.)?	☐ Yes	☑ No	☐ N/A	3.
Rush Turn Around Time Requested?	☐ Yes	☑ No	☐ N/A	4.
Sufficient Volume?	☑ Yes	☐ No	☐ N/A	5.
Correct Containers Used?	☑ Yes	☐ No	☐ N/A	6.
-Pace Containers Used?	☑ Yes	☐ No	☐ N/A	
Containers Intact?	☑ Yes	☐ No	☐ N/A	7.
Dissolved analysis: Samples Field Filtered?	☐ Yes	☐ No	☑ N/A	8.
Sample Labels Match COC?	☑ Yes	☐ No	☐ N/A	9.
-Includes Date/Time/ID/Analysis Matrix: WW				
Headspace in VOA Vials (>5-6mm)?	☐ Yes	☐ No	☑ N/A	10.
Trip Blank Present?	☐ Yes	☐ No	☑ N/A	11.
Trip Blank Custody Seals Present?	☐ Yes	☐ No	☑ N/A	

Field Data Required? ☐ Yes ☐ No

OMMENTS/SAMPLE DISCREPANCY

Lot ID of split containers:

IENT NOTIFICATION/RESOLUTION

Person contacted: _____ Date/Time: _____

Project Manager SCURF Review: _____ **Date:** _____

Project Manager SRF Review: _____ **Date:** _____

*Check mark top half of box if pH and/or dechlorination is verified and within the acceptance range for preservation samples.

Exceptions: VOA, Coliform, TOC, Oil and Grease, DRO/8015 (water) DOC, LLHg

**Bottom half of box is to list number of bottles

***Check all unpreserved Nitrates for chlorine

Project # **WO#: 92711015**

PM: BV Due Date: 02/14/24

CLIENT: 92-GP-BOWLF

Item#	BP4U-125 mL Plastic Unpreserved (N/A) (Cl-)	BP3U-250 mL Plastic Unpreserved (N/A)	BP2U-500 mL Plastic Unpreserved (N/A)	BP1U-1 liter Plastic Unpreserved (N/A)	BP4S-125 mL Plastic H2SO4 (pH < 2) (Cl-)	BP3N-250 mL plastic HNO3 (pH < 2)	BP4Z-125 mL Plastic ZN Acetate & NaOH (>9)	BP4B-125 mL Plastic NaOH (pH > 12) (Cl-)	WGFU-Wide-mouthed Glass jar Unpreserved	AG1U-1 liter Amber Unpreserved (N/A) (Cl-)	AG1H-1 liter Amber HCl (pH < 2)	AG3U-250 mL Amber Unpreserved (N/A) (Cl-)	AG1S-1 liter Amber H2SO4 (pH < 2)	AG3S-250 mL Amber H2SO4 (pH < 2)	DG9A-40 mL Amber NH4Cl (N/A)(Cl-)	DG9H-40 mL VOA HCl (N/A)	VG9T-40 mL VOA Na2S2O3 (N/A)	VG9U-40 mL VOA Unpreserved (N/A)	DG9Y-40 mL VOA H3PO4 (N/A)	KP7U-50 mL Plastic Unpreserved (N/A)	V/GK (3 vials per kit)-VPH/Gas kit (N/A)	SP5T-125 mL Sterile Plastic (N/A – lab)	SP2T-250 mL Sterile Plastic (N/A – lab)	BP1N 1-14	BP3R-250 mL Plastic (NH2)2SO4 (9.3-9.7)	AG0U-100 mL Amber Unpreserved (N/A) (Cl-)	VSGU-20 mL Scintillation vials (N/A)	DG9U-40 mL Amber Unpreserved vials (N/A)
1		2				1	1																		2				
2		2				1	1																		2				
3		2				1	1																		2				
4		2				1	1																		2				
5		2				1	1																		2				
6		2				1	1																		2				
7		2				1	1																		2				
8		2				1	1																		2				
9		2				1	1																		2				
10		2				1	1																		2				
11		2				1	1																		2				
12		2				1	1																		2				

pH Adjustment Log for Preserved Samples

Sample ID	Type of Preservative	pH upon receipt	Date preservation adjusted	Time preservation adjusted	Amount of Preservative added	Lot #

Note: Whenever there is a discrepancy affecting North Carolina compliance samples, a copy of this form will be sent to the North Carolina DENR Certification Office (i.e. Out of hold, incorrect preservative, out of temp, incorrect containers.

Pace® Location Requested (City/State):

Pace Analytical Charlotte
9800 Kincey Ave. Suite 100, Huntersville, NC 28078

CHAIN-OF-CUSTODY Analytical Request Document

Chain-of-Custody is a LEGAL DOCUMENT - Complete all relevant fields

LAB USE ONLY- Affix Workorder/Login Label Here

Scan QR Code for instructions

92711015

Company Name: Georgia Power - Bowen	Contact/Report To: Kristen Juririko, Anthony Szwast
Street Address: 241 Ralph McGill Blvd NE, Atlanta, GA 30308	Phone #: (470) 217-0008
	E-Mail: krjurirk@southernco.com
	Cc E-Mail: Laura Midkiff, Ben Hodges, Mike Smiley, Noelia Gangi
Customer Project #:	Invoice to: Account Payable
Project Name: Bowen AP-1	Invoice E-mail: georgiapowerinvoices@southernco.com
Site Collection Info/Facility ID (as applicable):	Purchase Order # (if applicable): GPC82474-0007
	Quote #:
Time Zone Collected: [ ] AK [ ] PT [ ] MT [ ] CT [X] ET	County / State origin of sample(s): Georgia
Data Deliverables: [ ] Level II [ ] Level III [ ] Level IV [ ] EQUIS [ ] Other	Regulatory Program (DW, RCRA, etc.) as applicable: Reportable [ ] Yes [ ] No
	Rush (Pre-approval required): [ ] Same Day [ ] 1 Day [ ] 2 Day [ ] 5 Day Other Date Results Requested:
	DW PWSID # or WW Permit # as applicable: Field Filtered (if applicable): [ ] Yes [ ] No Analysis:

* Matrix Codes (Insert in Matrix box below): Drinking Water (DW), Ground Water (GW), Wastewater (WW), Product (P), Soil/Solid (SS), Oil (OL), Wipe (WP), Tissue (TS), Bioassay (B), Vapor (V), Surface Water (SW), Sediment (SED), Sludge (SL), Caulk (CK), Leachate (LL), Biosolid (BS), Other (OT)

Customer Sample ID	Matrix*	Comp / Grab	Composite Start Date	Composite Start Time	Collected or Composite End Date	Collected or Composite End Time	# Cont.	Residual Chlorine Result	Residual Chlorine Units	2320B Alkalinity	2540C Total Dissolved Solids	300.0-F,SO4, Cl	4500S2D Sulfide	App Meals III/IV + Major Ions	RAD 226/228					Sample Comment	Preservation non-conformance identified for sample.
Specify Container Size **										3	2	3	4	3	1						
Identify Container Preservative Type***										1	1	1	5+6	2	2						
Analysis Requested																					
BOW-BGWA-2	WG	G					7			X	X	X	X	X	X						
BOW-BGWA-29	WG	G					7			X	X	X	X	X	X						
BOW-BGWA-33	WG	G					7			X	X	X	X	X	X						
BOW-BGWA-47D	WG	G					7			X	X	X	X	X	X						
BOW-BGWA-48D	WG	G					7			X	X	X	X	X	X						
BOW-BGWC-7	WG	G			2/2/24	1142	7			X	X	X	X	X	X					DO	
BOW-BGWC-8	WG	G					7			X	X	X	X	X	X						
BOW-BGWC-9	WG	G					7			X	X	X	X	X	X						
BOW-BGWC-10	WG	G					7			X	X	X	X	X	X						
BOW-BGWC-12	WG	G					7			X	X	X	X	X	X						

**Container Size: [1] 1L, [2] 500mL, [3] 250mL, [4] 125mL, [5] 100mL, [6] 40mL vial, [7] EnCore, [8] TerraCore, [9] 80mL, [10] Other

*** Preservative Types: [1] None, [2] HNO3, [3] H2SO4, [4] HCl, [5] NaOH, [6] Zn Acetate, [7] NaHSO4, [8] Sod. Thiosulfate, [9] Ascorbic Acid, [10] MeOH, [11] Other

Lab Use Only: Proj. Mgr: Bonnie Vang; Acct Num / Client ID:; Table #:; Profile / Template: 16507; Prelog / Bottle Ord. ID: EZ 3057865

Additional Instructions from Pace®:
Task Code: BOW-CCR-ASSMT-2024S1

Collected By: Printed Name: Kevin Stephenson, William Leaker, Jay Siewart
Signature: Resolute Environmental

Customer Remarks / Special Conditions / Possible Hazards:

Coolers: Thermometer ID: Correction Factor (°C): Obs. Temp. (°C): Corrected Temp. (°C): [ ] On Ice

Relinquished by/Company: (Signature)	Date/Time:	Received by/Company: (Signature)	Date/Time:	Tracking Number:
	2/6/24 1022	Ryan Williams / Pace	2/6/24 1022	
Relinquished by/Company: (Signature)	Date/Time:	Received by/Company: (Signature)	Date/Time:	Delivered by: [ ] In-Person [ ] Courier [ ] FedEX [ ] UPS [ ] Other
Ryan Williams / Pace	2/6/24 1455		2/6/24 1455	
Relinquished by/Company: (Signature)	Date/Time:	Received by/Company: (Signature)	Date/Time:	
Relinquished by/Company: (Signature)	Date/Time:	Received by/Company: (Signature)	Date/Time:	Page: 1 of 5

Submitting a sample via this chain of custody constitutes acknowledgment and acceptance of the Pace® Terms and Conditions found at https://www.pacelabs.com/resource-library/resource/pace-terms-and-conditions/

ENV-FRM-CORQ-0019_v02_110123 ©

Pace® Location Requested (City/State):

Pace Analytical Charlotte
5800 Kinsey Ave. Suite 100, Huntersville, NC 28078

CHAIN-OF-CUSTODY Analytical Request Document

Chain-of-Custody is a LEGAL DOCUMENT - Complete all relevant fields

LAB USE ONLY- Affix Workorder/Login Label Here

Scan QR Code for Instructions

Company Name: Georgia Power - Bowen	Contact/Report To: Kristen Jurinko, Anthony Sawaat
Street Address: 241 Ralph McGill Blvd NE, Atlanta, GA 30308	Phone #: (470) 217-0006
	E-Mail: knjurink@southernco.com
	Cc E-Mail: Laura Midkiff, Ben Hodges, Mike Smiley, Noelia Gangi
Customer Project #:	Invoice to: Account Payable
Project Name: Bowen AP-1	Invoice E-mail: georgiapowerinvoices@southernco.com
Site Collection Info/Facility ID (as applicable):	Purchase Order # (if applicable): GPC82474-0007
	Quote #:
Time Zone Collected: [ ] AK [ ] PT [ ] MT [ ] CT [X] ET	County / State origin of sample(s): Georgia
Date Deliverables: [ ] Level II [ ] Level III [ ] Level IV [ ] EQUIS [ ] Other	Regulatory Program (DW, RCRA, etc.) as applicable: Reportable [ ] Yes [ ] No
	Rush (Pre-approval required): [ ] Same Day [ ] 1 Day [ ] 2 Day [ ] 3 Day Other
	Data Results Requested:
	DW PWSID # or WW Permit # as applicable:
	Field Filtered (if applicable): [ ] Yes [ ] No
	Analysis:

Specify Container Size **

3	2	3	4	3	1				
1	1	1	5+6	2	2				

Identify Container Preservative Type***

Analysis Requested

Customer Sample ID	Matrix*	Comp / Grab	Composite Start Date	Composite Start Time	Collected or Composite End Date	Collected or Composite End Time	# Cont.	Residual Chlorine Result	Residual Chlorine Units	2320B Alkalinity	2540C Total Dissolved Solids	300.0-F-SO4, Cl	4500S2D Sulfide	App Metals III/IV + Major Ions	RAD 226/228	Sample Comment
BOW-BGWA-2	WG	G					7			X	X	X	X	X	X	
BOW-BGWA-29	WG	G			2/5/24	1120	7			X	X	X	X	X	X	GW
BOW-BGWA-33	WG	G					7			X	X	X	X	X	X	
BOW-BGWA-47D	WG	G					7			X	X	X	X	X	X	
BOW-BGWA-48D	WG	G					7			X	X	X	X	X	X	
BOW-BGWC-7	WG	G					7			X	X	X	X	X	X	
BOW-BGWC-8	WG	G					7			X	X	X	X	X	X	
BOW-BGWC-9	WG	G					7			X	X	X	X	X	X	
BOW-BGWC-10	WG	G					7			X	X	X	X	X	X	
BOW-BGWC-12	WG	G					7			X	X	X	X	X	X	

Lab Use Only: Proj. Mgr: Bonnie Vang; AcctNum / Client ID:; Table #:; Profile / Template: 16507; Prelog / Bottle Ord. ID: EZ 3057855

Preservation non-conformance identified for sample.

* Matrix Codes (Insert in Matrix box below): Drinking Water (DW), Ground Water (GW), Wastewater (WW), Product (P), Soil/Solid (SS), Oil (OL), Wipe (WP), Tissue (TS), Bioassay (B), Vapor (V), Surface Water (SW), Sediment (SED), Sludge (SL), Caulk (CK), Leachate (LL), Biosolid (BS), Other (OT)

** Container Size: (1) 1L, (2) 500mL, (3) 250mL, (4) 125mL, (5) 100mL, (6) 40mL vial, (7) EnCore, (8) TerraCore, (9) 5035, (10) Other

*** Preservative Types: (1) None, (2) HNO3, (3) H2SO4, (4) HCl, (5) NaOH, (6) Zn Acetate, (7) NaHSO4, (8) Sod. Thiosulfate, (9) Ascorbic Acid, (10) MeOH, (11) Other

Additional Instructions from Pace®:
Task Code: BOW-CCR-ASSMT-2024S1

Collected By: Printed Name: Kevin Stephenson, William Lankor, Jay Stewart
Signature:
Routine Environmental

Customer Remarks / Special Conditions / Possible Hazards:

Coolers: Thermometer ID: Correction Factor (°C): Obs. Temp. (°C): Corrected Temp. (°C): [ ] On Ice

Relinquished by/Company: (Signature)	Date/Time: 2/6/24 1022	Received by/Company: (Signature) Pace	Date/Time: 2/6/24 1022	Tracking Number:
Relinquished by/Company: (Signature)	Date/Time: 2/6/24 1455	Received by/Company: (Signature)	Date/Time: 2/6/24 1455	Delivered by: [ ] In-Person [ ] Courier [ ] FedEx [ ] UPS [ ] Other
Relinquished by/Company: (Signature)	Date/Time:	Received by/Company: (Signature)	Date/Time:	
Relinquished by/Company: (Signature)	Date/Time:	Received by/Company: (Signature)	Date/Time:	Page: 1 of 5

Submitting a sample via this chain of custody constitutes acknowledgment and acceptance of the Pace® Terms and Conditions found at https://www.pacelabs.com/resource-library/resource/pace-terms-and-conditions/

ENV-FRM-CORQ-0019_v02_110123 ©

Pace® Location Requested (City/State):

CHAIN-OF-CUSTODY Analytical Request Document

Chain-of-Custody is a LEGAL DOCUMENT. Complete all relevant fields

LAB USE ONLY- Affix Workorder/Login Label Here

Scan QR Code for instructions

Company Name: Georgia Power - Bowen

Street Address: 241 Ralph McGill Blvd NE, Atlanta, GA 30308

Customer Project #:

Project Name: Bowen AP-1

Site Collection Info/Facility ID (as applicable):

Contact/Report To: Kristen Jurinko, Anthony Szwast

Phone #: (470) 217-0008

E-Mail: knjurink@southernco.com

Cc E-Mail: Laura Midkiff, Ben Hodges, Mike Smilley, Noelle Gangi

Invoice to: Account Payable

Invoice E-mail: georgiapowerinvoices@southernco.com

Purchase Order #(if applicable): GPC82474-0007

Quote #:

County / State origin of sample(s): Georgia

Time Zone Collected: [ ] AK [ ] PT [ ] MT [ ] CT [X] ET

Date Deliverables: [ ] Level II [ ] Level III [ ] Level IV [ ] EQUIS [ ] Other

Regulatory Program (DW, RCRA, etc.) as applicable: Reportable [ ] Yes [ ] No

Rush (Pre-approval required): [ ] Same Day [ ] 1 Day [ ] 2 Day [ ] 3 Day Other

Date Results Requested:

DW PWSID # or WW Permit # as applicable:

Field Filtered (if applicable): [ ] Yes [ ] No

Analysis:

Specify Container Size **: 3, 2, 3, 4, 3, 1

Identify Container Preservative Type***: 1, 1, 1, 5+6, 2, 2

Analysis Requested

** Container Size: (1) 1L, (2) 500mL, (3) 250mL, (4) 125mL, (5) 100mL, (6) 40mL vial, (7) EnCore, (8) Terra Core, (9) 30mL, (10) Other

*** Preservative Types: (1) None, (2) HNO3, (3) H2SO4, (4) NO, (5) NaOH, (6) Zn Acetate, (7) NaHSO4, (8) Sod. Thiosulfate, (9) Ascorbic Acid, (10) MeOH, (11) Other

Lab Use Only: Proj. Mgr: Bonnie Vang; Acct Num / Client ID:; Table #:; Profile / Template: 16507; Prelog / Bottle Ord. ID: EZ 3057655

Preservation non-conformance identified for sample

* Matrix Codes (insert in Matrix box below): Drinking Water (DW), Ground Water (GW), Wastewater (WW), Product (P), Soil/Solid (SS), Oil (OL), Wipe (WP), Tissue (TS), Bioassay (B), Vapor (V), Surface Water (SW), Sediment (SED), Sludge (SL), Caulk (CK), Leachate (LL), Biosolid (BS), Other (OT)

Customer Sample ID	Matrix*	Comp / Grab	Composite Start Date	Composite Start Time	Collected or Composite End Date	Collected or Composite End Time	# Cont.	Residual Chlorine Result	Residual Chlorine Units	2320B Alkalinity	2540C Total Dissolved Solids	300.0-F,SO4, Cl	4500S2D Sulfide	App Metals III/IV + Major Ions	RAD 226/228					Sample Comment
BOW-BGWC-14A	WG	G					7			X	X	X	X	X	X					
BOW-BGWC-16	WG	G					7			X	X	X	X	X	X					
BOW-BGWC-17	WG	G					7			X	X	X	X	X	X					
BOW-BGWC-18	WG	G			2/2/24	1122	7			X	X	X	X	X	X					022
BOW-BGWC-19	WG	G			2/2/24	1400	7			X	X	X	X	X	X					023
BOW-BGWC-20	WG	G					7			X	X	X	X	X	X					
BOW-BGWC-21	WG	G					7			X	X	X	X	X	X					
BOW-BGWC-22	WG	G					7			X	X	X	X	X	X					
BOW-BGWC-23	WG	G					7			X	X	X	X	X	X					
BOW-BGWC-24	WG	G					7			X	X	X	X	X	X					

Additional Instructions from Pace®: Task Code: BOW-CCR-ASSMT-2024S1

Collected By: Kevin Stephenson, William Leaker, Jay Stewart

Printed Name

Signature

Resolute Environmental

Customer Remarks / Special Conditions / Possible Hazards:

Coolers: Thermometer ID: Correction Factor (°C): Obs. Temp. (°C): Corrected Temp. (°C): [ ] On Ice

Relinquished by/Company: (Signature)	Date/Time:	Received by/Company: (Signature)	Date/Time:	Tracking Number:
[signature]	2/6/24 1022	Ryan William / Pace	2/6/24 1022	
Ryan William / Pace	2/6/24 1455	[signature]	2/6/24 1455	Delivered by: [ ] In-Person [ ] Courier [ ] FedEx [ ] UPS [ ] Other

Page: 2 of 5

Submitting a sample via this chain of custody constitutes acknowledgment and acceptance of the Pace® Terms and Conditions found at https://www.pacelabs.com/resource-library/resource/pace-terms-and-conditions/

Pace® Location Requested (City/State):

Pace Analytical Charlotte
9800 Kincey Ave. Suite 100, Huntersville, NC 28078

CHAIN-OF-CUSTODY Analytical Request Document

Chain-of-Custody is a LEGAL DOCUMENT - Complete all relevant fields

LAB USE ONLY- Affix Workorder/Login Label Here

Scan QR Code for Instructions

Company Name: Georgia Power - Bowen	Contact/Report To: Kristen Jurinko, Anthony Szwast
Street Address: 241 Ralph McGill Blvd NE, Atlanta, GA 30308	Phone #: (470) 217-0008
	E-Mail: krjurink@southernco.com
	Cc E-Mail: Laura Midkiff, Ben Hodges, Mike Smiley, Noelia Gangi
Customer Project #:	Invoice to: Account Payable
Project Name: Bowen AP-1	Invoice E-mail: georgiapowerinvoices@southernco.com
Site Collection Info/Facility ID (as applicable):	Purchase Order # (if applicable): GPC82474-0007
	Quote #:
Time Zone Collected: [ ] AK [ ] PT [ ] MT [ ] CT [X] ET	County / State origin of sample(s): Georgia
Data Deliverables: [ ] Level II [ ] Level III [ ] Level IV [ ] EQUIS [ ] Other	Regulatory Program (DW, RCRA, etc.) as applicable: Reportable [ ] Yes [ ] No
	Rush (Pre-approval required): [ ] Same Day [ ] 1 Day [ ] 2 Day [ ] 3 Day Other _____ Date Results Requested:
	DW PWSID # or WW Permit # as applicable: Field Filtered (if applicable): [ ] Yes [ ] No Analysis:

* Matrix Codes (Insert in Matrix box below): Drinking Water (DW), Ground Water (GW), Wastewater (WW), Product (P), Soil/Solid (SS), Oil (OL), Wipe (WP), Tissue (TS), Bioassay (B), Vapor (V), Surface Water (SW), Sediment (SED), Sludge (SL), Caulk (CK), Leachate (LL), Biosolid (BS), Other (OT)

Customer Sample ID	Matrix *	Comp / Grab	Composite Start Date	Composite Start Time	Collected or Composite End Date	Collected or Composite End Time	# Cont.	Residual Chlorine Result	Residual Chlorine Units	2320B Alkalinity	2540C Total Dissolved Solids	300.0-F,SO4, Cl	4500S2D Sulfide	App Metals IIIIV + Major Ions	RAD 226/228					Sample Comment
Specify Container Size **										3	2	3	4	3	1					
Identify Container Preservative Type***										1	1	1	5+6	2	2					
Analysis Requested																				
BOW-BGWC-14A	WG	G					7			X	X	X	X	X	X					
BOW-BGWC-16	WG	G					7			X	X	X	X	X	X					
BOW-BGWC-17	WG	G					7			X	X	X	X	X	X					
BOW-BGWC-18	WG	G					7			X	X	X	X	X	X					
BOW-BGWC-19	WG	G					7			X	X	X	X	X	X					
BOW-BGWC-20	WG	G			2/6/24	1632	7			X	X	X	X	X	X					024
BOW-BGWC-21	WG	G			2/5/24	1531	7			X	X	X	X	X	X					025
BOW-BGWC-22	WG	G					7			X	X	X	X	X	X					
BOW-BGWC-23	WG	G					7			X	X	X	X	X	X					
BOW-BGWC-24	WG	G					7			X	X	X	X	X	X					

** Container Size: (1) 1L, (2) 500mL, (3) 250mL, (4) 125mL, (5) 100mL, (6) 40mL vial, (7) EnCore, (8) TerraCore, (9) 5Gram, (10) Other

*** Preservative Types: (1) None, (2) HNO3, (3) H2SO4, (4) HCl, (5) NaOH, (6) Zn Acetate, (7) NaHSO4, (8) Sod. Thiosulfate, (9) Ascorbic Acid, (10) MeOH, (11) Other

Lab Use Only: Proj. Mgr: Bonnie Vang; Acct Num / Client ID:; Table #:; Profile / Template: 16507; Prelog / Bottle Ord. ID: EZ 3057855

Preservation non-conformance identified for sample.

Additional Instructions from Pace®:
Task Code: BOW-CCR-ASSMT-2024S1

Collected By: Printed Name: Kevin Stephenson, William Leaker, Jay Siewert
Signature: Resolute Environmental

Customer Remarks / Special Conditions / Possible Hazards:

Coolers: Thermometer ID: Correction Factor (°C): Obs. Temp. (°C): Corrected Temp. (°C): [ ] On Ice

Relinquished by/Company: (Signature)	Date/Time:	Received by/Company: (Signature)	Date/Time:	Tracking Number:
Relinquished by/Company: (Signature)	Date/Time:	Received by/Company: (Signature)	Date/Time:	Delivered by: [ ] In- Person [ ] Courier [ ] FedEX [ ] UPS [ ] Other
Relinquished by/Company: (Signature)	Date/Time:	Received by/Company: (Signature)	Date/Time:	
Relinquished by/Company: (Signature)	Date/Time:	Received by/Company: (Signature)	Date/Time:	

Page: 2 of 5

Submitting a sample via this chain of custody constitutes acknowledgment and acceptance of the Pace® Terms and Conditions found at https://www.pacelabs.com/resource-library/resource/pace-terms-and-conditions/

ENV-FRM-CORC-0019_v02_110123 ©

Pace® Location Requested (City/State):

Pace Analytical Charlotte
5800 Blacky Ave. Suite 300, Mooresville, NC 28079

CHAIN-OF-CUSTODY Analytical Request Document

Chain-of-Custody is a LEGAL DOCUMENT - Complete all relevant fields

LAB USE ONLY- Affix Workorder/Login Label Here

Scan QR Code for instructions

Company Name: Georgia Power - Bowen	Contact/Report To: Kristen Jurinko, Anthony Szwast
Street Address: 241 Ralph McGill Blvd NE, Atlanta, GA 30308	Phone #: (470) 217-0008
	E-Mail: knjurink@southernco.com
	Cc E-Mail: Laura Midkiff, Ben Hodges, Mike Smiley, Noelia Gangi
Customer Project #:	Invoice to: Account Payable
Project Name: Bowen AP-1	Invoice E-mail: georgiapowerinvoices@southernco.com
Site Collection Info/Facility ID (as applicable):	Purchase Order # (if applicable): GPC82474-0007
	Quote #:
Time Zone Collected: [ ] AK [ ] PT [ ] MT [ ] CT [X] ET	County / State origin of sample(s): Georgia
Data Deliverables: [ ] Level II [ ] Level III [ ] Level IV [ ] EQUIS [ ] Other	Regulatory Program (DW, RCRA, etc.) as applicable: Reportable [ ] Yes [ ] No
	Rush (Pre-approval required): [ ] Same Day [ ] 1 Day [ ] 2 Day [ ] 5 Day Other ____ Date Results Requested:
	DW PWSID # or WW Permit # as applicable: Field Filtered (if applicable): [ ] Yes [ ] No Analysis:

* Matrix Codes (Insert in Matrix box below): Drinking Water (DW), Ground Water (GW), Wastewater (WW), Product (P), Soil/Solid (SS), Oil (OL), Wipe (WP), Tissue (TS), Bioassay (B), Vapor (V), Surface Water (SW), Sediment (SED), Sludge (SL), Caulk (CK), Leachate (LL), Biosolid (BS), Other (OT)

Customer Sample ID	Matrix *	Comp / Grab	Composite Start Date	Composite Start Time	Collected or Composite End Date	Collected or Composite End Time	# Cont.	Residual Chlorine Result	Residual Chlorine Units	2320B Alkalinity	2540C Total Dissolved Solids	300.0-F,SO4, Cl	4500S2D Sulfide	App Metals III/IV + Major Ions	RAD 226/228	Sample Comment
BOW-BGWC-25	WG	G					7			X	X	X	X	X	X	
BOW-BGWC-30	WG	G					7			X	X	X	X	X	X	
BOW-BGWA-6	WG	G					7			X	X	X	X	X	X	
BOW-BGWC-31	WG	G			2/2/24	1312	7			X	X	X	X	X	X	
BOW-BGWC-32	WG	G					7			X	X	X	X	X	X	
BOW-BGWC-34D	WG	G					7			X	X	X	X	X	X	
BOW-BGWC-35D	WG	G					7			X	X	X	X	X	X	
BOW-BGWC-36D	WG	G					7			X	X	X	X	X	X	
BOW-BGWC-37D	WG	G					7			X	X	X	X	X	X	
BOW-BGWC-38D	WG	G					7			X	X	X	X	X	X	

Specify Container Size **: 3 2 3 4 3 1

Identify Container Preservative Type ***: 1 1 1 5+6 2 2

** Container Size: (1) 1L, (2) 500mL, (3) 250mL, (4) 125mL, (5) 100mL, (6) 40mL vial, (7) EnCore, (8) TerraCore, (9) 10mL, (10) Other

*** Preservative Types: (1) None, (2) HNO3, (3) H2SO4, (4) HCl, (5) NaOH, (6) Zn Acetate, (7) NaHSO4, (8) Sod. Thiosulfate, (9) Ascorbic Acid, (10) MeOH, (11) Other

Lab Use Only: Proj. Mgr: Bonnie Vang; Acctnum / Client ID:; Table #:; Profile / Template: 16507; Prelog / Bottle Ord. ID: EZ 3057655

Preservation non-conformance identified for sample.

Additional Instructions from Pace®:
Task Code: BOW-CCR-ASSMT-2024S1

Collected By: Printed Name: Kevin Stephenson, William Lasker, Jay Stewart
Signature: Remote Environmental

Customer Remarks / Special Conditions / Possible Hazards:

Coolers: Thermometer ID: Correction Factor (°C): Obs. Temp. (°C): Corrected Temp. (°C): [ ] On Ice

Relinquished by/Company: (Signature)	Date/Time:	Accepted by/Company: (Signature)	Date/Time:	Tracking Number:
	2/6/24 1022	Ryan Williams / Pace	2/6/24 1022	
Relinquished by/Company: (Signature)	Date/Time:	Received by/Company: (Signature)	Date/Time:	Delivered by: [ ] In-Person [ ] Courier [ ] FedEx [ ] UPS [ ] Other
Ryan Williams / Pace	2/6/24 1455		2/6/24 1455	
Relinquished by/Company: (Signature)	Date/Time:	Received by/Company: (Signature)	Date/Time:	
Relinquished by/Company: (Signature)	Date/Time:	Received by/Company: (Signature)	Date/Time:	

Page: 3 of 5

Submitting a sample via this chain of custody constitutes acknowledgment and acceptance of the Pace® Terms and Conditions found at https://www.pacelabs.com/resource-library/resource/pace-terms-and-conditions/

ENV-FRM-CORC-0019_v02_110123 ©

Page 230 of 230

Pace® Location Requested (City/State):

Pace Analytical Charlotte
9800 Kincey Ave. Suite 100, Huntersville, NC 28078

CHAIN-OF-CUSTODY Analytical Request Document

Chain-of-Custody is a LEGAL DOCUMENT - Complete all relevant fields

LAB USE ONLY- Affix Workorder/Login Label Here

Scan QR Code for Instructions

Company Name: Georgia Power - Bowen	Contact/Report To: Kristen Juninko, Anthony Szwast
Street Address: 241 Ralph McGill Blvd NE, Atlanta, GA 30308	Phone #: (470) 217-0008
	E-Mail: knjurink@southernco.com
	CC E-Mail: Laura Midkiff, Ben Hodges, Mike Smiley, Noelia Gangi
Customer Project #:	Invoice to: Account Payable
Project Name: Bowen AP-1	Invoice E-mail: georgiapowerinvoices@southernco.com
Site Collection Info/Facility ID (as applicable):	Purchase Order # (if applicable): GPC82474-0007
	Quote #:
Time Zone Collected: [ ] AK [ ] PT [ ] MT [ ] CT [X] ET	County / State origin of sample(s): Georgia
Data Deliverables: [ ] Level II [ ] Level III [ ] Level IV [ ] EQUIS [ ] Other	Regulatory Program (DW, RCRA, etc.) as applicable: Reportable [ ] Yes [ ] No
	Rush (Pre-approval required): [ ] Same Day [ ] 1 Day [ ] 2 Day [ ] 3 Day Other _____ Date Results Requested:
	DW PWSID # or WW Permit # as applicable: Field Filtered (if applicable): [ ] Yes [ ] No Analysis:

Specify Container Size**: 3 2 3 4 3 1

Identify Container Preservative Type***: 1 1 1 5+6 2 2

Analysis Requested

**Container Size: (1) 1L, (2) 500mL, (3) 250mL, (4) 125mL, (5) 100mL, (6) 40mL vial, (7) EnCore, (8) TerraCore, (9) 5Gm, (10) Other

*** Preservative Types: (1) None, (2) HNO3, (3) H2SO4, (4) HCl, (5) NaOH, (6) Zn Acetate, (7) NaHSO4, (8) Sod. Thiosulfate, (9) Ascorbic Acid, (10) MeOH, (11) Other

Lab Use Only: Proj. Mgr: Bonnie Vang; Acct Num / Client ID:; Table #:; Profile / Template: 16507; Prelog / Bottle Ord. ID: EZ 3057855

Preservation non-conformance identified for sample.

* Matrix Codes (Insert in Matrix box below): Drinking Water (DW), Ground Water (GW), Wastewater (WW), Product (P), Soil/Solid (SS), Oil (OL), Wipe (WP), Tissue (TS), Bioassay (B), Vapor (V), Surface Water (SW), Sediment (SED), Sludge (SL), Caulk (CK), Leachate (LE), Biosolid (BS), Other (OT)

Customer Sample ID	Matrix*	Comp / Grab	Composite Start Date	Composite Start Time	Collected or Composite End Date	Collected or Composite End Time	# Cont.	Residual Chlorine Result	Residual Chlorine Units	2320B Alkalinity	2540C Total Dissolved Solids	300.0-F,SO4, Cl	4500S2D Sulfide	App Metals III/IV + Major Ions	RAD 226/228	Sample Comment
BOW-BGWC-25	WG	G			2/5/24	1442	7			X	X	X	X	X	X	027
BOW-BGWC-30	WG	G					7			X	X	X	X	X	X	
BOW-BGWA-6	WG	G					7			X	X	X	X	X	X	
BOW-BGWC-31	WG	G					7			X	X	X	X	X	X	
BOW-BGWC-32	WG	G					7			X	X	X	X	X	X	
BOW-BGWC-34D	WG	G			2/5/24	1340	7			X	X	X	X	X	X	028
BOW-BGWC-35D	WG	G					7			X	X	X	X	X	X	
BOW-BGWC-36D	WG	G					7			X	X	X	X	X	X	
BOW-BGWC-37D	WG	G					7			X	X	X	X	X	X	
BOW-BGWC-38D	WG	G					7			X	X	X	X	X	X	

Additional Instructions from Pace®:
Task Code: BOW-CCR-ASSMT-2024S1

Collected By: Printed Name: Kevin Stephenson, William Leaker, Jay Siewert
Signature:

Customer Remarks / Special Conditions / Possible Hazards:

Coolers: Thermometer ID: Correction Factor (°C): Obs. Temp. (°C): Corrected Temp. (°C): [ ] On Ice

Relinquished by/Company: (Signature)	Date/Time: 2/6/24 1022	Received by/Company: (Signature) Ryan Williams / Pace	Date/Time: 2/6/24 1022	Tracking Number:
Relinquished by/Company: (Signature) Ryan Williams / Pace	Date/Time: 2/6/24 1455	Received by/Company: (Signature)	Date/Time: 2/6/24 1455	Delivered by: [ ] In-Person [ ] Courier [ ] FedEX [ ] UPS [ ] Other
Relinquished by/Company: (Signature)	Date/Time:	Received by/Company: (Signature)	Date/Time:	
Relinquished by/Company: (Signature)	Date/Time:	Received by/Company: (Signature)	Date/Time:	Page: 3 of 5

Submitting a sample via this chain of custody constitutes acknowledgment and acceptance of the Pace® Terms and Conditions found at https://www.pacelabs.com/resource-library/resource/pace-terms-and-conditions/

ENV-FRM-CORC-0019_v02_110123 ©

Pace® Location Requested (City/State):

Pace Analytical Charlotte
5800 Kincey Ave. Suite 100, Huntersville, NC 28078

CHAIN-OF-CUSTODY Analytical Request Document

Chain-of-Custody is a LEGAL DOCUMENT - Complete all relevant fields

LAB USE ONLY- Affix Workorder/Login Label Here

Scan QR Code for instructions

Company Name: Georgia Power - Bowen	Contact/Report To: Kristen Jurinko, Anthony Szwast
Street Address: 241 Ralph McGill Blvd NE, Atlanta, GA 30308	Phone #: (470) 217-0008
	E-Mail: knjurink@southernco.com
Customer Project #:	Cc E-Mail: Laura Midkiff, Ben Hodges, Mike Smiley, Noelis Gangi
Project Name: Bowen AP-1	Invoice to: Account Payable
Site Collection Info/Facility ID (as applicable):	Invoice E-mail: georgiapowerinvoices@southernco.com
	Purchase Order # (if applicable): GPC62474-0007
	Quote #:
Time Zone Collected: [ ] AK [ ] PT [ ] MT [ ] CT [X] ET	County / State origin of sample(s): Georgia
Data Deliverables: [ ] Level II [ ] Level III [ ] Level IV [ ] EQUIS [ ] Other	Regulatory Program (DW, RCRA, etc.) as applicable: Reportable [ ] Yes [ ] No
	Rush (Pre-approval required): [ ] Same Day [ ] 1 Day [ ] 2 Day [ ] 3 Day Other
	Date Results Requested:
	DW PWSID # or WW Permit # as applicable:
	Field Filtered (if applicable): [ ] Yes [ ] No
	Analysis:

* Matrix Codes (Insert in Matrix box below): Drinking Water (DW), Ground Water (GW), Wastewater (WW), Product (P), Soil/Solid (SS), Oil (OL), Wipe (WP), Tissue (TS), Bioassay (B), Vapor (V), Surface Water (SW), Sediment (SED), Sludge (SL), Caulk (CK), Leachate (LL), Biosolid (BS), Other (OT)

Specify Container Size **: 3 | 2 | 3 | 4 | 3 | 1

Identify Container Preservative Type***: 1 | 1 | 1 | 5+6 | 2 | 2

Analysis Requested: 2320B Alkalinity; 2540C Total Dissolved Solids; 300.0-F,SO4, Cl; 4500S2D Sulfide; App Metals III/IV + Major Ions; RAD 226/228

Lab Use Only: Proj. Mgr: Sonnie Vang; Accitium / Client ID:; Table #:; Profile / Template: 16507; Prelog / Bottle Ord. ID: EZ 3057855

Customer Sample ID	Matrix *	Comp / Grab	Composite Start Date	Composite Start Time	Collected or Composite End Date	Collected or Composite End Time	# Cont.	Residual Chlorine Result	Residual Chlorine Units	Sample Comment	Preservation non-conformance identified for sample.
BOW-BGWC-39	WG	G					7				
BOW-BGWC-40	WG	G					7				
BOW-BGWC-41D	WG	G					7				
BOW-BGWC-42D	WG	G					7				
BOW-BGWC-43D	WG	G					7				
BOW-BGWC-44D	WG	G					7				
BOW-BGWC-49D	WG	G					7				
BOW-BGWC-50D	WG	G					7				
BOW-BGWC-51	WG	G	2/5/24		2/5/24	1111	7			029	
BOW-BGWC-52	WG	G			2/6/24	1335	7			030	

Additional Instructions from Pace®:
Task Code: BOW-CCR-ASSMT-2024S1

Collected By: Printed Name: Kevin Stephenson, William Lasker, Jay Stewart
Signature:
Resolute Environmental

Customer Remarks / Special Conditions / Possible Hazards:

Coolers: | Thermometer ID: | Correction Factor (°C): | Obs. Temp. (°C): | Corrected Temp. (°C): | [ ] On Ice

Relinquished by/Company: (Signature)	Date/Time: 2/6/24 1022	Received by/Company: (Signature)	Date/Time: 2/6/24 1022	Tracking Number:
Relinquished by/Company: (Signature)	Date/Time: 2/6/24 1455	Received by/Company: (Signature)	Date/Time: 2/6/24 1455	Delivered by: [ ] In-Person [ ] Courier [ ] FedEx [ ] UPS [ ] Other
Relinquished by/Company: (Signature)	Date/Time:	Received by/Company: (Signature)	Date/Time:	
Relinquished by/Company: (Signature)	Date/Time:	Received by/Company: (Signature)	Date/Time:	Page: 4 of 5

Submitting a sample via this chain of custody constitutes acknowledgment and acceptance of the Pace® Terms and Conditions found at https://www.pacelabs.com/resource-library/resource/pace-terms-and-conditions/

ENV-FRM-CORC-0019_v02_110123 ©

Pace® Location Requested (City/State):

Pace Analytical Charlotte
9800 Kincey Ave, Suite 120, Huntersville, NC 28078

CHAIN-OF-CUSTODY Analytical Request Document

Chain-of-Custody is a LEGAL DOCUMENT - Complete all relevant fields

LAB USE ONLY- Affix Workorder/Login Label Here

Scan QR Code for instructions

Company Name: Georgia Power - Bowen	Contact/Report To: Kristen Jurinko, Anthony Szwast
Street Address: 241 Ralph McGill Blvd NE, Atlanta, GA 30308	Phone #: (470) 217-0008
	E-Mail: knjurink@southernco.com
	Cc E-Mail: Laura Midkiff, Ben Hodges, Mike Smiley, Noelia Gangi
Customer Project #:	Invoice to: Account Payable
Project Name: Bowen AP-1	Invoice E-mail: georgiapowerinvoices@southernco.com
Site Collection Info/Facility ID (as applicable):	Purchase Order # (if applicable): GPC82474-0007
	Quote #:
Time Zone Collected: [ ] AK [ ] PT [ ] MT [ ] CT [X] ET	County / State origin of sample(s): Georgia
Data Deliverables: [ ] Level II [ ] Level III [ ] Level IV [ ] EQUIS [ ] Other	Regulatory Program (DW, RCRA, etc.) as applicable: Reportable [ ] Yes [ ] No
	Rush (Pre-approval required): [ ] Same Day [ ] 1 Day [ ] 2 Day [ ] 3 Day Other: Date Results Requested:
	DW PWSID # or WW Permit # as applicable: Field Filtered (if applicable): [ ] Yes [ ] No Analysis:

* Matrix Codes (Insert in Matrix box below): Drinking Water (DW), Ground Water (GW), Wastewater (WW), Product (P), Soil/Solid (SS), Oil (OL), Wipe (WP), Tissue (TS), Bioassay (B), Vapor (V), Surface Water (SW), Sediment (SED), Sludge (SL), Caulk (CK), Leachate (LE), Biosolid (BS), Other (OT)

Customer Sample ID	Matrix *	Comp / Grab	Composite Start Date	Composite Start Time	Collected or Composite End Date	Collected or Composite End Time	# Cont.	Residual Chlorine Result	Residual Chlorine Units	2320B Alkalinity	2540C Total Dissolved Solids	300.0-F,SO4, Cl	4500S2D Sulfide	App Metals III/IV + Major Ions	RAD 226/228	Sample Comment
BOW-AP1-FD-01	WG	G					7			X	X	X	X	X	X	
BOW-AP1-FD-02	WG	G					7			X	X	X	X	X	X	
BOW-AP1-FD-03	WG	G			2/6/24	---	7			X	X	X	X	X	X	031
BOW-AP1-FD-04	WG	G					7			X	X	X	X	X	X	
BOW-AP1-FB-03	WQ	G			2/6/24	1425	7			X	X	X	X	X	X	032
BOW-AP1-FB-	WQ	G					7			X	X	X	X	X	X	
BOW-AP1-EB-	WQ	G					7			X	X	X	X	X	X	
BOW-AP1-EB-	WQ	G					7			X	X	X	X	X	X	

Specify Container Size **: 3 2 3 4 3 1

Identify Container Preservative Type***: 1 1 1 5+6 2 2

Analysis Requested

**Container Size: (1) 1L, (2) 500mL, (3) 250mL, (4) 125mL, (5) 100mL, (6) 40mL vial, (7) EnCore, (8) TerraCore, (9) 80mL, (10) Other

*** Preservative Types: (1) None, (2) HNO3, (3) H2SO4, (4) HCl, (5) NaOH, (6) Zn Acetate, (7) NaHSO4, (8) Sod. Thiosulfate, (9) Ascorbic Acid, (10) MeOH, (11) Other

Lab Use Only

Proj. Mgr: Bonnie Vang

Acctnum / Client ID:

Table #:

Profile / Template: 18507

Prelog / Bottle Ord. ID: EZ 3057866

Preservation non-conformance identified for sample.

Additional Instructions from Pace®:
Task Code: BOW-CCR-ASSMT-2024S1

Collected By: Printed Name: Kevin Stephenson, William Lasker, Jay Stewart

Signature:

Resolute Environmental

Customer Remarks / Special Conditions / Possible Hazards:

Coolers: Thermometer ID: Correction Factor (°C): Obs. Temp. (°C): Corrected Temp. (°C): [ ] On Ice

Relinquished by/Company: (Signature)	Date/Time:	Received by/Company: (Signature)	Date/Time:
	2/6/24 1022	William / Pace	2/6/24 1022
Relinquished by/Company: (Signature)	Date/Time:	Received by/Company: (Signature)	Date/Time:
William / Pace	2/6/24 1455		2/6/24 1455
Relinquished by/Company: (Signature)	Date/Time:	Received by/Company: (Signature)	Date/Time:
Relinquished by/Company: (Signature)	Date/Time:	Received by/Company: (Signature)	Date/Time:

Tracking Number:

Delivered by: [ ] In-Person [ ] Courier [ ] FedEX [ ] UPS [ ] Other

Page: 5 of 5

Submitting a sample via this chain of custody constitutes acknowledgment and acceptance of the Pace® Terms and Conditions found at https://www.pacelabs.com/resource-library/resource/pace-terms-and-conditions/

ENV-FRM-CORO-0019_v02_110123

Pace® Location Requested (City/State):

Pace Analytical Charlotte
5800 Klockner Ave. Suite 300, Huntersville, NC 28078

CHAIN-OF-CUSTODY Analytical Request Document

Chain-of-Custody is a LEGAL DOCUMENT. Complete all relevant fields

LAB USE ONLY- Affix Workorder/Login Label Here

Scan QR Code for instructions

Company Name: Georgia Power - Bowen	Contact/Report To: Kristen Jurinko, Anthony Szwast
Street Address: 241 Ralph McGill Blvd NE, Atlanta, GA 30308	Phone #: (470) 217-0008
	E-Mail: knjurink@southernco.com
	CC E-Mail: Laura Midkiff, Ben Hodges, Mike Smilley, Noelle Gangi
Customer Project #:	Invoice to: Account Payable
Project Name: Bowen AP-1	Invoice E-mail: georgiapowerinvoices@southernco.com
Site Collection Info/Facility ID (as applicable):	Purchase Order # (if applicable): GPC82474-0007
	Quote #:
Time Zone Collected: [ ] AK [ ] PT [ ] MT [ ] CT [X] ET	County / State origin of sample(s): Georgia
Data Deliverables: [ ] Level II [ ] Level III [ ] Level IV [ ] EQUIS [ ] Other	Regulatory Program (DW, RCRA, etc.) as applicable: Reportable [ ] Yes [ ] No
	Rush (Pre-approval required): [ ] Same Day [ ] 1 Day [ ] 2 Day [ ] 3 Day Other Date Results Requested:
	DW PWSID # or WW Permit # as applicable: Field Filtered (if applicable): [ ] Yes [ ] No Analysis:

Specify Container Size **: 3 | 2 | 3 | 4 | 3 | 1

Identify Container Preservative Type***: 1 | 1 | 1 | 5+6 | 2 | 2

** Container Size: (1) 1L, (2) 500mL, (3) 250mL, (4) 125mL, (5) 100mL, (6) 40mL vial, (7) EnCore, (8) TerraCore, (9) 25mL, (10) Other

*** Preservative Types: (1) None, (2) HNO3, (3) H2SO4, (4) HCl, (5) NaOH, (6) Zn Acetate, (7) NaHSO4, (8) Sod. Thiosulfate, (9) Ascorbic Acid, (10) MeOH, (11) Other

Analysis Requested

Lab Use Only: Proj. Mgr: Bonnie Varig; AcctNum / Client ID:; Table #:; Profile / Template: 16507; Prelog / Bottle Ord. ID: EZ 3057856

Preservation non-conformance identified for sample.

* Matrix Codes (insert in Matrix box below): Drinking Water (DW), Ground Water (GW), Wastewater (WW), Product (P), Soil/Solid (SS), Oil (OL), Wipe (WP), Tissue (TS), Bioassay (B), Vapor (V), Surface Water (SW), Sediment (SED), Sludge (SL), Caulk (CK), Leachate (LE), Biosolid (BS), Other (OT)

Customer Sample ID	Matrix *	Comp / Grab	Composite Start Date	Composite Start Time	Collected or Composite End Date	Collected or Composite End Time	# Cont.	Residual Chlorine Result	Residual Chlorine Units	2320B Alkalinity	2540C Total Dissolved Solids	300.0-F, SO4, Cl	4500S2D Sulfide	App Metals III/IV + Major Ions	RAD 226/228	Sample Comment
BOW-AP1-FD-01	WG	G					7			X	X	X	X	X	X	
BOW-AP1-FD-02	WG	G			2/2/24	—	7			X	X	X	X	X	X	033
BOW-AP1-FD-03	WG	G					7			X	X	X	X	X	X	
BOW-AP1-FD-04	WG	G					7			X	X	X	X	X	X	
BOW-AP1-FB-	WQ	G					7			X	X	X	X	X	X	
BOW-AP1-FB-	WQ	G					7			X	X	X	X	X	X	
BOW-AP1-EB-	WQ	G					7			X	X	X	X	X	X	
BOW-AP1-EB-	WQ	G					7			X	X	X	X	X	X	

Additional Instructions from Pace®:
Task Code: BOW-CCR-ASSMT-2024S1

Collected By:
Printed Name: Kevin Stephenson, William Lasker, Jay Siewert
Signature: [signature] Resolute Environmental

Customer Remarks / Special Conditions / Possible Hazards:

Coolers: | Thermometer ID: | Correction Factor (°C): | Obs. Temp. (°C): | Corrected Temp. (°C): | [ ] On Ice

Relinquished by/Company: (Signature)	Date/Time:	Received by/Company: (Signature)	Date/Time:	Tracking Number:
[signature]	2/6/24 1022	Ryan Williams / Pace	2/6/24 1022	
Relinquished by/Company: (Signature)	Date/Time:	Received by/Company: (Signature)	Date/Time:	Delivered by: [ ] In-Person [ ] Courier
Ryan Williams / Pace	2/6/24 1445	[signature]	2/6/24 1445	[ ] FedEx [ ] UPS [ ] Other
Relinquished by/Company: (Signature)	Date/Time:	Received by/Company: (Signature)	Date/Time:	
Relinquished by/Company: (Signature)	Date/Time:	Received by/Company: (Signature)	Date/Time:	Page: 5 of 5

Submitting a sample via this chain of custody constitutes acknowledgment and acceptance of the Pace® Terms and Conditions found at https://www.pacelabs.com/resource-library/resource/pace-terms-and-conditions/

ENV-FRM-CORC-0019_v02_110123 ©

DC#_Title: ENV-FRM-HUN1-0083 v03_Sample Condition Upon Receipt

Effective Date: 12/01/2023

Laboratory receiving samples:

Asheville ☐ Eden ☐ Greenwood ☐ Huntersville ☐ Raleigh ☐ Mechanicsville ☐ Atlanta ☑ Kernersville ☐

Sample Condition Upon Receipt

Client Name: GA Power

Project #:

Courier: ☐ Commercial ☐ Fed Ex ☑ Pace ☐ UPS ☐ USPS ☐ Other:____ ☐ Client

Custody Seal Present? ☑ Yes ☐ No **Seals Intact?** ☑ Yes ☐ No ☐ N/A

Date/Initials Person Examining Contents: 7/9 /24 SM

Packing Material: ☑ Bubble Wrap ☐ Bubble Bags ☐ None ☐ Other

Biological Tissue Frozen? ☐ Yes ☐ No ☑ N/A

Thermometer: ☑ IR Gun ID: 230

Type of Ice: ☑ Wet ☐ Blue ☐ None

Cooler Temp: 2.0 **Correction Factor:** Add/Subtract (°C): -0.1

Temp should be above freezing to 6°C

☐ Samples out of temp criteria. Samples on ice, cooling process has begun

Cooler Temp Corrected (°C): 2.1

USDA Regulated Soil (☐ N/A, water sample)

Did samples originate in a quarantine zone within the United States: CA, NY, or SC (check maps)? ☐ Yes ☐ No

Did samples originate from a foreign source (internationally, including Hawaii and Puerto Rico)? ☐ Yes ☐ No

				Comments/Discrepancy:
Chain of Custody Present?	☑ Yes	☐ No	☐ N/A	1.
Samples Arrived within Hold Time?	☑ Yes	☐ No	☐ N/A	2.
Short Hold Time Analysis (<72 hr.)?	☐ Yes	☑ No	☐ N/A	3.
Rush Turn Around Time Requested?	☐ Yes	☑ No	☐ N/A	4.
Sufficient Volume?	☑ Yes	☐ No	☐ N/A	5.
Correct Containers Used?	☑ Yes	☐ No	☐ N/A	6.
-Pace Containers Used?	☑ Yes	☐ No	☐ N/A	
Containers Intact?	☑ Yes	☐ No	☐ N/A	7.
Dissolved analysis: Samples Field Filtered?	☐ Yes	☐ No	☑ N/A	8.
Sample Labels Match COC?	☑ Yes	☐ No	☐ N/A	9.
-Includes Date/Time/ID/Analysis Matrix: W				
Headspace in VOA Vials (>5-6mm)?	☐ Yes	☐ No	☑ N/A	10.
Trip Blank Present?	☐ Yes	☐ No	☑ N/A	11.
Trip Blank Custody Seals Present?	☐ Yes	☐ No	☑ N/A	

COMMENTS/SAMPLE DISCREPANCY

Field Data Required? ☐ Yes ☐ No

Lot ID of split containers:

CLIENT NOTIFICATION/RESOLUTION

Person contacted: _____ Date/Time: _____

Project Manager SCURF Review: _____ **Date:** _____

Project Manager SRF Review: _____ **Date:** _____

Qualtrax ID: 69614

***Check mark top half of box if pH and/or dechlorination is verified and within the acceptance range for preservation samples.**

Exceptions: VOA, Coliform, TOC, Oil and Grease, DRO/8015 (water) DOC, LLHg

****Bottom half of box is to list number of bottles**

*****Check all unpreserved Nitrates for chlorine**

Project #

Item#	BP4U-125 mL Plastic Unpreserved (N/A) (Cl-)	BP3U-250 mL Plastic Unpreserved (N/A)	BP2U-500 mL Plastic Unpreserved (N/A)	BP1U-1 liter Plastic Unpreserved (N/A)	BP4S-125 mL Plastic H2SO4 (pH < 2) (Cl-)	BP3N-250 mL plastic HNO3 (pH < 2)	BP4Z-125 mL Plastic ZN Acetate & NaOH (>9)	BP4B-125 mL Plastic NaOH (pH > 12) (Cl-)	WGFU-Wide-mouthed Glass jar Unpreserved	AG1U-1 liter Amber Unpreserved (N/A) (Cl-)	AG1H-1 liter Amber HCl (pH < 2)	AG3U-250 mL Amber Unpreserved (N/A) (Cl-)	AG1S-1 liter Amber H2SO4 (pH < 2)	AG3S-250 mL Amber H2SO4 (pH < 2)	DG9A-40 mL Amber NH4Cl (N/A)(Cl-)	DG9H-40 mL VOA HCl (N/A)	VG9T-40 mL VOA Na2S2O3 (N/A)	VG9U-40 mL VOA Unpreserved (N/A)	DG9V-40 mL VOA H3PO4 (N/A)	KP7U-50 mL Plastic Unpreserved (N/A)	V/GK (3 vials per kit)-VPH/Gas kit (N/A)	SP5T-125 mL Sterile Plastic (N/A – lab)	SP2T-250 mL Sterile Plastic (N/A – lab)	BP1N 1-17	BP3R-250 mL Plastic (NH2)2SO4 (9.3-9.7)	AG0U-100 mL Amber Unpreserved (N/A) (Cl-)	VSGU-20 mL Scintillation vials (N/A)	DG9U-40 mL Amber Unpreserved vials (N/A)
1		2																							2				
2		2																							2				
3		2																							2				
4		2																							2				
5		2																							2				
6		2																							2				
7		2																							2				
8		2																							2				
9		2																							2				
10		2																							2				
11		2																							2				
12		2																							2				

pH Adjustment Log for Preserved Samples

Sample ID	Type of Preservative	pH upon receipt	Date preservation adjusted	Time preservation adjusted	Amount of Preservative added	Lot #

Note: Whenever there is a discrepancy affecting North Carolina compliance samples, a copy of this form will be sent to the North Carolina DENR Certification Office (i.e. Out of hold, incorrect preservative, out of temp, incorrect containers.

Pace® Location Requested (City/State):

Pace Analytical Charlotte
9800 Kincey Ave, Suite 100, Huntersville, NC 28078

CHAIN-OF-CUSTODY Analytical Request Document

Chain-of-Custody is a LEGAL DOCUMENT - Complete all relevant fields

LAB USE ONLY- Affix Workorder/Login Label Here

Scan QR Code for instructions

Company Name: Georgia Power - Bowen	Contact/Report To: Kristen Junnko, Anthony Szwast
Street Address: 241 Ralph McGill Blvd NE, Atlanta, GA 30308	Phone #: (470) 217-0008
	E-Mail: knjunnk@southernco.com
Customer Project #:	Cc E-Mail: Laura Midkiff, Ben Hodges, Mike Smiley, Noelle Gangi
Project Name: Bowen AP-1	Invoice to: Account Payable
Site Collection Info/Facility ID (as applicable):	Invoice E-mail: georgiapowerinvoices@southernco.com
	Purchase Order # (if applicable): GPC62474-0007
Time Zone Collected: [ ] AK [ ] PT [ ] MT [ ] CT [X] ET	Quote #:
Date Deliverables: [ ] Level II [ ] Level III [ ] Level IV [ ] EQUIS [ ] Other	County / State origin of sample(s): Georgia
	Regulatory Program (DW, RCRA, etc.) as applicable: Reportable [ ] Yes [ ] No
	Rush (Pre-approval required): [ ] Same Day [ ] 1 Day [ ] 2 Day [ ] 3 Day Other ____ Date Results Requested:
	DW PWSID # or WW Permit # as applicable: Field Filtered (if applicable): [ ] Yes [ ] No Analysis:

Specify Container Size **: 3 2 3 4 3 1

Identify Container Preservative Type***: 1 1 1 5+6 2 2

Analysis Requested

** Container Size: (1) 1L, (2) 500mL, (3) 250mL, (4) 125mL, (5) 100mL, (6) 40mL vial, (7) EnCore, (8) TerraCore, (9) 5035, (10) Other

*** Preservative Types: (1) None, (2) HNO3, (3) H2SO4, (4) HCl, (5) NaOH, (6) Zn Acetate, (7) NaHSO4, (8) Sod. Thiosulfate, (9) Ascorbic Acid, (10) MeOH, (11) Other

* Matrix Codes (Insert in Matrix box below): Drinking Water (DW), Ground Water (GW), Wastewater (WW), Product (P), Soil/Solid (SS), Oil (OL), Wipe (WP), Tissue (TS), Bioassay (B), Vapor (V), Surface Water (SW), Sediment (SED), Sludge (SL), Caulk (CK), Leachate (LL), Biosolid (BS), Other (OT)

Customer Sample ID	Matrix *	Comp / Grab	Composite Start Date	Composite Start Time	Collected or Composite End Date	Collected or Composite End Time	# Cont.	Residual Chlorine Result	Residual Chlorine Units	2320B Alkalinity	2540C Total Dissolved Solids	300.0-F,SO4, Cl	4500S2D Sulfide	App Metals III/IV + Major Ions	RAD 226/228	Sample Comment
BOW-BGWA-2	WG	G					7			X	X	X	X	X	X	
BOW-BGWA-29	WG	G					7			X	X	X	X	X	X	
BOW-BGWA-33	WG	G					7			X	X	X	X	X	X	
BOW-BGWA-47D	WG	G			2/9/24	1025	7			X	X	X	X	X	X	034
BOW-BGWA-48D	WG	G					7			X	X	X	X	X	X	
BOW-BGWC-7	WG	G					7			X	X	X	X	X	X	
BOW-BGWC-8	WG	G					7			X	X	X	X	X	X	
BOW-BGWC-9	WG	G					7			X	X	X	X	X	X	
BOW-BGWC-10	WG	G					7			X	X	X	X	X	X	
BOW-BGWC-12	WG	G					7			X	X	X	X	X	X	

Lab Use Only: Proj. Mgr: Bonnie Vang; Acct.Num / Client ID:; Table #:; Profile / Template: 16507; Prelog / Bottle Ord. ID: EZ 3057855

Preservation non-conformance identified for sample.

Additional Instructions from Pace®:
Task Code: BOW-CCR-ASSMT-2024S1

Collected By: Printed Name: Kevin Stephenson, William Leaker, Jay Stewart
Signature:
Resolute Environmental

Customer Remarks / Special Conditions / Possible Hazards:

Coolers: Thermometer ID: Correction Factor (°C): Obs. Temp. (°C): Corrected Temp. (°C): [ ] On Ice

Relinquished by/Company: (Signature)	Date/Time:	Received by/Company: (Signature)	Date/Time:
	2/9/24 1247	Ryan Williams / Pace	2/9/24 1247
Ryan Williams / Pace	2/9/24 1635		2/9/24 1635
Relinquished by/Company: (Signature)	Date/Time:	Received by/Company: (Signature)	Date/Time:
Relinquished by/Company: (Signature)	Date/Time:	Received by/Company: (Signature)	Date/Time:

Tracking Number:

Delivered by: [ ] In-Person [ ] Courier [ ] FedEx [ ] UPS [ ] Other

Submitting a sample via this chain of custody constitutes acknowledgment and acceptance of the Pace® Terms and Conditions found at https://www.pacelabs.com/resource-library/resource/pace-terms-and-conditions/

Pace® Location Requested (City/State):

Pace Analytical: Charlotte
9800 Kincey Ave. Suite 100, Huntersville, NC 28078

CHAIN-OF-CUSTODY Analytical Request Document

Chain-of-Custody is a LEGAL DOCUMENT – Complete all relevant fields

LAB USE ONLY- Affix Workorder/Login Label Here

Scan QR Code for Instructions

Company Name: Georgia Power - Bowen

Street Address: 241 Ralph McGill Blvd NE, Atlanta, GA 30308

Customer Project #:

Project Name: Bowen AP-1

Site Collection Info/Facility ID (as applicable):

Time Zone Collected: [ ] AK [ ] PT [ ] MT [ ] CT [X] ET

Contact/Report To: Kristen Jurinko, Anthony Szwast

Phone #: (470) 217-0008

E-Mail: knjurink@southernco.com

Cc E-Mail: Laura Midkiff, Ben Hodges, Mike Smilley, Noelia Gangi

Invoice to: Account Payable

Invoice E-mail: georgiapowerinvoices@southernco.com

Purchase Order # (if applicable): GPC82474-0007

Quote #:

County / State origin of sample(s): Georgia

Data Deliverables: [ ] Level II [ ] Level III [ ] Level IV [ ] EQUIS [ ] Other

Regulatory Programs (DW, RCRA, etc.) as applicable: Reportable [ ] Yes [ ] No

Rush (Pre-approval required): [ ] Same Day [ ] 1 Day [ ] 2 Day [ ] 3 Day Other

Data Results Requested:

DW PWSID # or WW Permit # as applicable:

Field Filtered (if applicable): [ ] Yes [ ] No

Analysis:

Specify Container Size**: 3 2 3 4 3 1

Identify Container Preservative Type***: 1 1 1 5+6 2 2

Analysis Requested

**Container Size: (1) 1L, (2) 500mL, (3) 250mL, (4) 125mL, (5) 100mL, (6) 40mL vial, (7) EnCore, (8) TerraCore, (9) Kows, (10) Other

*** Preservative Types: (1) None, (2) HNO3, (3) H2SO4, (4) HCl, (5) NaOH, (6) Zn Acetate, (7) NaHSO4, (8) Sod. Thiosulfate, (9) Ascorbic Acid, (10) MeOH, (11) Other

* Matrix Codes (Insert in Matrix box below): Drinking Water (DW), Ground Water (GW), Wastewater (WW), Product (P), Soil/Solid (SS), Oil (OL), Wipe (WP), Tissue (TS), Bioassay (B), Vapor (V), Surface Water (SW), Sediment (SED), Sludge (SL), Caulk (CK), Leachate (LL), Biosolid (BS), Other (OT)

Customer Sample ID	Matrix*	Comp / Grab	Composite Start Date	Composite Start Time	Collected or Composite End Date	Collected or Composite End Time	# Cont.	Residual Chlorine Result	Residual Chlorine Units	2320B Alkalinity	2540C Total Dissolved Solids	300.0-F,SO4, Cl	4500S2D Sulfide	App Metals III/IV + Major Ions	RAD 228/228
BOW-BGWA-2	WG	G			2/8/24	1213	7			X	X	X	X	X	X
BOW-BGWA-29	WG	G					7			X	X	X	X	X	X
BOW-BGWA-33	WG	G					7			X	X	X	X	X	X
BOW-BGWA-47D	WG	G					7			X	X	X	X	X	X
BOW-BGWA-48D	WG	G					7			X	X	X	X	X	X
BOW-BGWC-7	WG	G					7			X	X	X	X	X	X
BOW-BGWC-8	WG	G					7			X	X	X	X	X	X
BOW-BGWC-9	WG	G					7			X	X	X	X	X	X
BOW-BGWC-10	WG	G					7			X	X	X	X	X	X
BOW-BGWC-12	WG	G					7			X	X	X	X	X	X

Lab Use Only: Proj. Mgr: Bonnie Vang; Acct Num / Client ID:; Table #:; Profile / Template: 16507; Prelog / Bottle Ord. ID: EZ 3057855

Preservation non-conformance identified for sample.

Sample Comment: 035

Additional Instructions from Pace®:
Task Code: BOW-CCR-ASSMT-2024S1

Collected By: Printed Name: Kevin Stephenson, William Lasker, Jay Siewert
Signature:
Residue Environmental

Customer Remarks / Special Conditions / Possible Hazards:

Coolers: Thermometer ID: Correction Factor (°C): Obs. Temp. (°C): Corrected Temp. (°C): [ ] On Ice

Relinquished by/Company: (Signature)	Date/Time:	Received by/Company: (Signature)	Date/Time:	Tracking Number:
	2/9/24 1247	Pace	2/9/24 1247	
Relinquished by/Company: (Signature)	Date/Time:	Received by/Company: (Signature)	Date/Time:	Delivered by: [ ] In-Person [ ] Courier [ ] FedEX [ ] UPS [ ] Other
Pace	2/9/24 1635		2/9/24 1535	
Relinquished by/Company: (Signature)	Date/Time:	Received by/Company: (Signature)	Date/Time:	
Relinquished by/Company: (Signature)	Date/Time:	Received by/Company: (Signature)	Date/Time:	Page: 1 of 6

Submitting a sample via this chain of custody constitutes acknowledgment and acceptance of the Pace® Terms and Conditions found at https://www.pacelabs.com/resource-library/resource/pace-terms-end-conditions/

Pace® Location Requested (City/State):

Pace Analytical Charlotte
9800 Kincey Ave. Suite 100, Huntersville, NC 28078

CHAIN-OF-CUSTODY Analytical Request Document

Chain-of-Custody is a LEGAL DOCUMENT - Complete all relevant fields

LAB USE ONLY- Affix Workorder/Login Label Here

Scan QR Code for instructions

Company Name: Georgia Power – Bowen

Street Address: 241 Ralph McGill Blvd NE, Atlanta, GA 30308

Customer Project #:

Project Name: Bowen AP-1

Site Collection Info/Facility ID (as applicable):

Contact/Report To: Kristen Jurinko, Anthony Szwast

Phone #: (470) 217-0008

E-Mail: krjurink@southernco.com

Cc E-Mail: Laura Midkiff, Ben Hodges, Mike Smilley, Noelia Gangi

Invoice to: Account Payable

Invoice E-mail: georgiapowerinvoices@southernco.com

Purchase Order # (if applicable): GPC82474-0007

Quote #:

Time Zone Collected: [ ] AK [ ] PT [ ] MT [ ] CT [X] ET

County / State origin of sample(s): Georgia

Data Deliverables: [ ] Level II [ ] Level III [ ] Level IV [ ] EQUIS [ ] Other

Regulatory Program (DW, RCRA, etc.) as applicable:

Reportable [ ] Yes [ ] No

Rush (Pre-approval required): [ ] Same Day [ ] 1 Day [ ] 2 Day [ ] 3 Day Other

Date Results Requested:

DW PWSID # or WW Permit # as applicable:

Field Filtered (if applicable): [ ] Yes [ ] No

Analysis:

Specify Container Size **: 3 2 3 4 3 1

Identify Container Preservative Type***: 1 1 1 5+6 2 3

Analysis Requested

Lab Use Only

Pres. Mgr: Bonnie Vang

Acct Num / Client ID:

Table #:

Profile / Template: 16507

Prelog / Bottle Ord. ID: EZ 3057855

Preservation non-conformance identified for sample.

** Container Size: (1) 1L, (2) 500mL, (3) 250mL, (4) 125mL, (5) 100mL, (6) 40mL vial, (7) EnCore, (8) TerraCore, (9) 80mL, (10) Other

*** Preservative Types: (1) None, (2) HNO3, (3) H2SO4, (4) HCl, (5) NaOH, (6) Zn Acetate, (7) NaHSO4, (8) Sod. Thiosulfate, (9) Ascorbic Acid, (10) MeOH, (11) Other

* Matrix Codes (Insert in Matrix box below): Drinking Water (DW), Ground Water (GW), Wastewater (WW), Product (P), Soil/Solid (SS), Oil (OL), Wipe (WP), Tissue (TS), Bioassay (B), Vapor (V), Surface Water (SW), Sediment (SED), Sludge (SL), Caulk (CK), Leachate (L), Biosolid (BS), Other (O)

Customer Sample ID	Matrix *	Comp / Grab	Composite Start Date	Composite Start Time	Collected or Composite End Date	Collected or Composite End Time	# Cont.	Residual Chlorine Result	Residual Chlorine Units	2320B Alkalinity	2540C Total Dissolved Solids	300.0-F, SO4, Cl	4500S2D Sulfide	App Metals III/IV + Major Ions	RAD 226/228	Sample Comment
BOW-BGWC-14A	WG	G					7			X	X	X	X	X	X	
BOW-BGWC-16	WG	G					7			X	X	X	X	X	X	
BOW-BGWC-17	WG	G					7			X	X	X	X	X	X	
BOW-BGWC-18	WG	G					7			X	X	X	X	X	X	
BOW-BGWC-19	WG	G					7			X	X	X	X	X	X	
BOW-BGWC-20	WG	G					7			X	X	X	X	X	X	
BOW-BGWC-21	WG	G					7			X	X	X	X	X	X	
BOW-BGWC-22	WG	G					7			X	X	X	X	X	X	
BOW-BGWC-23	WG	G			2/8/24	1233	7			X	X	X	X	X	X	
BOW-BGWC-24	WG	G			2/8/24	1429	7			X	X	X	X	X	X	

036
037

Additional Instructions from Pace®:

Task Code: BOW-CCR-ASSMT-2024S1

Collected By: Printed Name: Kevin Stephenson, William Leaker, Jay Siewert

Signature:

Resolute Environmental

Customer Remarks / Special Conditions / Possible Hazards:

Coolers: Thermometer ID: Correction Factor (°C): Obs. Temp. (°C): Corrected Temp. (°C): [ ] On Ice

Relinquished by/Company: (Signature)	Date/Time:	Received by/Company: (Signature)	Date/Time:	Tracking Number:
	2/9/24 1247	Ryan Williams / Pace	2/9/24 1247	
Relinquished by/Company: (Signature)	Date/Time:	Received by/Company: (Signature)	Date/Time:	Delivered by: [ ] In-Person [ ] Courier
Ryan Williams / Pace	2/9/24 1635		2/9 1535	[ ] FedEx [ ] UPS [ ] Other
Relinquished by/Company: (Signature)	Date/Time:	Received by/Company: (Signature)	Date/Time:	

Submitting a sample via this chain of custody constitutes acknowledgment and acceptance of the Pace® Terms and Conditions found at https://www.pacelabs.com/resource-library/resource/pace-terms-and-conditions/

Pace® Location Requested (City/State):

Pace Analytical Charlotte
5800 Kincey Ave. Suite 100, Huntersville, NC 28078

CHAIN-OF-CUSTODY Analytical Request Document

Chain-of-Custody is a LEGAL DOCUMENT - Complete all relevant fields

LAB USE ONLY- Affix Workorder/Login Label Here

Scan QR Code for instructions

Company Name: Georgia Power - Bowen
Street Address: 241 Ralph McGill Blvd NE, Atlanta, GA 30308
Customer Project #:
Project Name: Bowen AP-1
Site Collection Info/Facility ID (as applicable):

Contact/Report To: Kristen Jurinko, Anthony Szwast
Phone #: (470) 217-0008
E-Mail: knjurink@southernco.com
Cc E-Mail: Laura Midkiff, Ben Hodges, Mike Smilley, Noelia Gangi
Invoice to: Account Payable
Invoice E-mail: georgiapowerinvoices@southernco.com
Purchase Order # (if applicable): GPC82474-0007
Quote #:
County / State origin of sample(s): Georgia

Time Zone Collected: [ ] AK [ ] PT [ ] MT [ ] CT [X] ET

Data Deliverables: [ ] Level II [ ] Level III [ ] Level IV [ ] EQUIS [ ] Other

Regulatory Program (DW, RCRA, etc.) as applicable:
Reportable [ ] Yes [ ] No
Rush (Pre-approval required): [ ] Same Day [ ] 1 Day [ ] 2 Day [ ] 3 Day Other
Date Results Requested:
DW PWSID # or WW Permit # as applicable:
Field Filtered (if applicable): [ ] Yes [ ] No
Analysis:

* Matrix Codes (Insert in Matrix box below): Drinking Water (DW), Ground Water (GW), Wastewater (WW), Product (P), Soil/Solid (SS), Oil (OL), Wipe (WP), Tissue (TS), Bioassay (B), Vapor (V), Surface Water (SW), Sediment (SED), Sludge (SL), Caulk (CK), Leachate (LL), Biosolid (BS), Other (OT)

Specify Container Size **: 3 | 2 | 3 | 4 | 3 | 1
Identify Container Preservative Type***: 1 | 1 | 1 | 5+6 | 2 | 2
Analysis Requested

** Container Size: (1) 1L, (2) 500mL, (3) 250mL, (4) 125mL, (5) 100mL, (6) 40mL vial, (7) EnCore, (8) FeliceCore, (9) 90mL, (10) Other
*** Preservative Types: (1) None, (2) HNO3, (3) H2SO4, (4) HCl, (5) NaOH, (6) Zn Acetate, (7) NaHSO4, (8) Sod. Thiosulfate, (9) Ascorbic Acid, (10) MeOH, (11) Other

Lab Use Only
Proj. Mgr: Bonnie Vang
AcctNum / Client ID:
Table #:
Profile / Template: 16507
Prelog / Bottle Ord. ID: EZ 3057855

Customer Sample ID	Matrix*	Comp / Grab	Composite Start Date	Composite Start Time	Collected or Composite End Date	Collected or Composite End Time	# Cont.	Residual Chlorine Result	Residual Chlorine Units	2320B Alkalinity	2640C Total Dissolved Solids	300.0-F,SO4, Cl	4500S2D Sulfide	App Metals III/IV + Major Ions	RAD 226/228	Sample Comment
BOW-BGWC-25	WG	G					7			X	X	X	X	X	X	
BOW-BGWC-30	WG	G			2/6/24	19:19	7			X	X	X	X	X	X	038
BOW-BGWA-6	WG	G					7			X	X	X	X	X	X	
BOW-BGWC-31	WG	G					7			X	X	X	X	X	X	
BOW-BGWC-32	WG	G					7			X	X	X	X	X	X	
BOW-BGWC-34D	WG	G					7			X	X	X	X	X	X	
BOW-BGWC-35D	WG	G					7			X	X	X	X	X	X	
BOW-BGWC-36D	WG	G					7			X	X	X	X	X	X	
BOW-BGWC-37D	WG	G					7			X	X	X	X	X	X	
BOW-BGWC-38D	WG	G			2/6/24	16:07	7			X	X	X	X	X	X	039

Preservation non-conformance identified for sample

Additional Instructions from Pace®:
Task Code: BOW-CCR-ASSMT-2024S1

Collected By: Kevin Stephenson, William Leaker, Jay Siewert
Printed Name
Signature
Resolute Environmental

Customer Remarks / Special Conditions / Possible Hazards:

Coolers: Thermometer ID: Correction Factor (°C): Obs. Temp. (°C): Corrected Temp. (°C): [ ] On Ice

Relinquished by/Company: (Signature)	Date/Time:	Received by/Company: (Signature)	Date/Time:
[signature]	2/9/24 1247	Ryan Williams / Pace	2/9/24 1247
Ryan Williams / Pace	2/9/24 1535	[signature]	2/9 1535

Tracking Number:
Delivered by: [ ] In-Person [ ] Courier [ ] FedEx [ ] UPS [ ] Other

Submitting a sample via this chain of custody constitutes acknowledgment and acceptance of the Pace® Terms and Conditions found at https://www.pacelabs.com/resource-library/resource/pace-terms-and-conditions/

ENV-FRM-CORQ-0019_v02_110123 ©

Pace® Location Requested (City/State):

Pace Analytical Charlotte
5909 Kinsey Ave, Suite 108, Huntersville, NC 28078

CHAIN-OF-CUSTODY Analytical Request Document

Chain-of-Custody is a LEGAL DOCUMENT - Complete all relevant fields

LAB USE ONLY- Affix Workorder/Login Label Here

Scan QR Code for Instructions

Company Name: Georgia Power - Bowen	Contact/Report To: Kristen Jurinko, Anthony Szwast
Street Address: 241 Ralph McGill Blvd NE, Atlanta, GA 30308	Phone #: (470) 217-0008
	E-Mail: lmjurink@southernco.com
Customer Project #:	Cc E-Mail: Laura Midkiff, Ben Hodges, Mike Smilley, Noelia Gangi
Project Name: Bowen AP-1	Invoice to: Account Payable
Site Collection Info/Facility ID (as applicable):	Invoice E-mail: georgiapowerinvoices@southernco.com
	Purchase Order # (if applicable): GPC82474-0007
	Quote #:
Time Zone Collected: [ ] AK [ ] PT [ ] MT [ ] CT [X] ET	County / State origin of sample(s): Georgia
Data Deliverables: [ ] Level II [ ] Level III [ ] Level IV [ ] EQUIS [ ] Other	Regulatory Program (DW, RCRA, etc.) as applicable: Reportable [ ] Yes [ ] No
	Rush (Pre-approval required): [ ] Same Day [ ] 1 Day [ ] 2 Day [ ] 3 Day Other
	Data Results Requested:
	DW PWSID # or WW Permit # as applicable:
	Field Filtered (if applicable): [ ] Yes [ ] No
	Analysis:

Specify Container Size **: 3 2 8 4 3 1

Identify Container Preservative Type***: 1 1 1 5+8 2 2

**Container Size: (1) 1L, (2) 500mL, (3) 250mL, (4) 125mL, (5) 100mL, (6) 40mL vial, (7) EnCore, (8) TerraCore, (9) 5035, (10) Other

*** Preservative Types: (1) None, (2) HNO3, (3) H2SO4, (4) HCl, (5) NaOH, (6) Zn Acetate, (7) NaHSO4, (8) Sod. Thiosulfate, (9) Ascorbic Acid, (10) MeOH, (11) Other

* Matrix Codes (Insert in Matrix box below): Drinking Water (DW), Ground Water (GW), Wastewater (WW), Product (P), Soil/Solid (SS), Oil (OL), Wipe (WP), Tissue (TS), Bioassay (B), Vapor (V), Surface Water (SW), Sediment (SED), Sludge (SL), Caulk (CK), Leachate (LL), Biosolid (BS), Other (OT)

Customer Sample ID	Matrix *	Comp / Grab	Composite Start Date	Composite Start Time	Collected or Composite End Date	Collected or Composite End Time	# Cont.	Residual Chlorine Result	Residual Chlorine Units	2320B Alkalinity	2540C Total Dissolved Solids	300.0-F,SO4, Cl	4500S2D Sulfide	App Metals III/IV + Major Ions	RAD 226/228	Sample Comment
BOW-BGWC-25	WG	G					7			X	X	X	X	X	X	
BOW-BGWC-30	WG	G					7			X	X	X	X	X	X	
BOW-BGWA-6	WG	G					7			X	X	X	X	X	X	
BOW-BGWC-31	WG	G					7			X	X	X	X	X	X	
BOW-BGWC-32	WG	G					7			X	X	X	X	X	X	
BOW-BGWC-34D	WG	G					7			X	X	X	X	X	X	
BOW-BGWC-35D	WG	G			2/7/24	0857	7			X	X	X	X	X	X	
BOW-BGWC-36D	WG	G					7			X	X	X	X	X	X	640
BOW-BGWC-37D	WG	G			2/7/24	1257	7			X	X	X	X	X	X	
BOW-BGWC-38D	WG	G					7			X	X	X	X	X	X	641

Lab Use Only

Proj. Mgr: Bonnie Vang

Acct Nam / Client ID:

Table #:

Profile / Template: 16507

Prelog / Bottle Ord. ID: EZ 3057855

Preservation non-conformance identified for sample.

Additional Instructions from Pace®:

Task Code: BOW-CCR-ASSMT-2024S1

Collected By: Printed Name: Kevin Stephenson, William Lasker, Jay Stewart

Signature:

Resolute Environmental

Customer Remarks / Special Conditions / Possible Hazards:

Coolers: Thermometer ID: Correction Factor (°C): Obs. Temp. (°C): Corrected Temp. (°C): [ ] On Ice

Relinquished by/Company: (Signature)	Date/Time:	Received by/Company: (Signature)	Date/Time:	Tracking Number:
Relinquished by/Company: (Signature) Pace	Date/Time: 2/9/24 1535	Received by/Company: (Signature) Pace	Date/Time: 2/9/24 1535	Delivered by: [ ] In-Person [ ] Courier [ ] FedEX [ ] UPS [ ] Other
Relinquished by/Company: (Signature)	Date/Time:	Received by/Company: (Signature)	Date/Time:	
Relinquished by/Company: (Signature)	Date/Time:	Received by/Company: (Signature)	Date/Time:	

Page: 3 of 5

Submitting a sample via this chain of custody constitutes acknowledgment and acceptance of the Pace® Terms and Conditions found at https://www.pacelabs.com/resource-library/resource/pace-terms-and-conditions/

Pace® Location Requested (City/State):

Pace Analytical Charlotte
9800 Kincey Ave. Suite 100, Huntersville, NC 28078

CHAIN-OF-CUSTODY Analytical Request Document

Chain-of-Custody is a LEGAL DOCUMENT - Complete all relevant fields

LAB USE ONLY- Affix Workorder/Login Label Here

Scan QR Code for instructions

Company Name: Georgia Power - Bowen

Street Address: 241 Ralph McGill Blvd NE, Atlanta, GA 30308

Customer Project #:

Project Name: Bowen AP-1

Site Collection Info/Facility ID (as applicable):

Contact/Report To: Kristen Jurinko, Anthony Szwest

Phone #: (470) 217-0008

E-Mail: krjurink@southernco.com

Cc E-Mail: Laura Midkiff, Ben Hodges, Mike Smiley, Noelia Gangi

Invoice to: Account Payable

Invoice E-mail: georgiapowerinvoices@southernco.com

Purchase Order # (if applicable): GPC82474-0007

Quote #:

Time Zone Collected: [ ] AK [ ] PT [ ] MT [ ] CT [X] ET

County / State origin of sample(s): Georgia

Data Deliverables: [ ] Level II [ ] Level III [ ] Level IV [ ] EQUIS [ ] Other

Regulatory Program (DW, RCRA, etc.) as applicable: Reportable [ ] Yes [ ] No

Rush (Pre-approval required): [ ] Same Day [ ] 1 Day [ ] 2 Day [ ] 3 Day Other

Date Results Requested:

DW PWSID # or WW Permit # as applicable:

Field Filtered (if applicable): [ ] Yes [ ] No

Analysis:

* Matrix Codes (Insert in Matrix box below): Drinking Water (DW), Ground Water (GW), Wastewater (WW), Product (P), Soil/Solid (SS), Oil (OL), Wipe (WP), Tissue (TS), Bioassay (B), Vapor (V), Surface Water (SW), Sediment (SED), Sludge (SL), Caulk (CK), Leachate (LL), Biosolid (BS), Other (OT)

Customer Sample ID	Matrix *	Comp / Grab	Composite Start Date	Composite Start Time	Collected or Composite End Date	Collected or Composite End Time	# Cont.	Residual Chlorine Result	Residual Chlorine Units	2320B Alkalinity	2540C Total Dissolved Solids	300.0-F, SO4, Cl	4500S2D Sulfide	App Metals III/IV + Major Ions	RAD 226/228	Sample Comment
BOW-BGWC-25	WG	G					7			X	X	X	X	X	X	
BOW-BGWC-30	WG	G					7			X	X	X	X	X	X	
BOW-BGWA-6	WG	G					7			X	X	X	X	X	X	
BOW-BGWC-31	WG	G					7			X	X	X	X	X	X	
BOW-BGWC-32	WG	G			2/8/24	0941	7			X	X	X	X	X	X	
BOW-BGWC-34D	WG	G					7			X	X	X	X	X	X	642
BOW-BGWC-35D	WG	G					7			X	X	X	X	X	X	
BOW-BGWC-36D	WG	G					7			X	X	X	X	X	X	
BOW-BGWC-37D	WG	G					7			X	X	X	X	X	X	
BOW-BGWC-38D	WG	G					7			X	X	X	X	X	X	

Specify Container Size **: 3 2 3 4 3 1

Identify Container Preservative Type***: 1 3 1 5+6 2 2

** Container Size: [1] 1L, [2] 500mL, [3] 250mL, [4] 125mL, [5] 100mL, [6] 40mL vial, [7] EnCore, [8] TerraCore, [9] 50mL, [10] Other

*** Preservative Types: [1] None, [2] HNO3, [3] H2SO4, [4] HCl, [5] NaOH, [6] Zn Acetate, [7] MeOH, [8] Sod. Thiosulfate, [9] Ascorbic Acid, [10] MeOH, [11] Other

Lab Use Only

Proj. Mgr: Bonnie Vang

Acct Num / Client ID:

Table #:

Profile / Template: 16507

Prelog / Bottle Ord. ID: EZ 3057856

Preservation non-conformance identified for sample

Additional Instructions from Pace®:

Task Code: BOW-CCR-ASSMT-202451

Collected By: Printed Name: Kevin Stephenson, William Lasker, Jay Siewert

Signature:

Results Environmental

Customer Remarks / Special Conditions / Possible Hazards:

Coolers: Thermometer ID: Correction Factor (°C): Obs. Temp. (°C): Corrected Temp. (°C): [ ] On Ice

Relinquished by/Company: (Signature)	Date/Time:	Received by/Company: (Signature)	Date/Time:	Tracking Number:
Relinquished by/Company: (Signature)	Date/Time:	Received by/Company: (Signature)	Date/Time:	Delivered by: [ ] In-Person [ ] Courier
Relinquished by/Company: (Signature)	Date/Time:	Received by/Company: (Signature)	Date/Time:	[ ] FedEx [ ] UPS [ ] Other
Relinquished by/Company: (Signature)	Date/Time:	Received by/Company: (Signature)	Date/Time:	Page: 3 of 5

2/9/24 1247

2/9/24 1535

Submitting a sample via this chain of custody constitutes acknowledgment and acceptance of the Pace® Terms and Conditions found at https://www.pacelabs.com/resource-library/resource/pace-terms-and-conditions/

Pace® Location Requested (City/State):

Pace Analytical Charlotte
9800 Kincey Ave, Suite 100, Huntersville, NC 28078

CHAIN-OF-CUSTODY Analytical Request Document

Chain-of-Custody is a LEGAL DOCUMENT. Complete all relevant fields.

LAB USE ONLY- Affix Workorder/Login Label Here

Scan QR Code for instructions

Company Name: Georgia Power - Bowen	Contact/Report To: Kristen Jurinko, Anthony Szwast
Street Address: 241 Ralph McGill Blvd NE, Atlanta, GA 30308	Phone #: (470) 217-0008
	E-Mail: krjurink@southernco.com
Customer Project #:	Cc E-Mail: Laura Midkiff, Ben Hodges, Mike Smalley, Noelia Gangi
Project Name: Bowen AP-1	Invoice to: Account Payable
Site Collection Info/Facility ID (as applicable):	Invoice E-mail: georgiapowerinvoices@southernco.com
	Purchase Order # (if applicable): GPC82474-0007
	Quote #:
Time Zone Collected: [ ] AK [ ] PT [ ] MT [ ] CT [X] ET	County / State origin of sample(s): Georgia

Data Deliverables: [ ] Level II [ ] Level III [ ] Level IV [ ] EQUIS [ ] Other

Regulatory Program (DW, RCRA, etc.) as applicable: Reportable [ ] Yes [ ] No

Rush (Pre-approval required): [ ] Same Day [ ] 1 Day [ ] 2 Day [ ] 3 Day Other

Date Results Requested:

DW PWSID # or WW Permit # as applicable:

Field Filtered (if applicable): [ ] Yes [ ] No

Analysis:

Specify Container Size **: 3 2 3 4 3 1

Identify Container Preservative Type***: 1 1 1 5+6 2 2

** Container Size: [1] 1L, [2] 500mL, [3] 250mL, [4] 125mL, [5] 100mL, [6] 40mL vial, [7] EnCore, [8] TerraCore 5035vial, [9] Other

*** Preservative Types: [1] None, [2] HNO3, [3] H2SO4, [4] HCl, [5] NaOH, [6] Zn Acetate, [7] NaHSO4, [8] Sod. Thiosulfate, [9] Ascorbic Acid, [10] MeOH, [11] Other

* Matrix Codes (Insert in Matrix box below): Drinking Water (DW), Ground Water (GW), Wastewater (WW), Product (P), Soil/Solid (SS), Oil (OL), Wipe (WP), Tissue (TS), Bioassay (B), Vapor (V), Surface Water (SW), Sediment (SED), Sludge (SL), Caulk (CK), Leachate (LL), Biosolid (BS), Other (OT)

| Customer Sample ID | Matrix * | Comp / Grab | Composite Start Date | Composite Start Time | Collected or Composite End Date | Collected or Composite End Time | # Cont. | Residual Chlorine Result | Residual Chlorine Units | 2320B Alkalinity | 2540C Total Dissolved Solids | 300.0 F, SO4, Cl | 4500S2D Sulfide | App Metals IIIIV + Major Ions | RAD 226/228 | | |

Pace® Location Requested (City/State):

Pace Analytical Charlotte
9800 Kincey Ave. Suite 300, Huntersville, NC 28078

CHAIN-OF-CUSTODY Analytical Request Document

Chain-of-Custody is a LEGAL DOCUMENT - Complete all relevant fields

LAB USE ONLY- Affix Workorder/Login Label Here

Scan QR Code for instructions

Company Name: Georgia Power - Bowen

Street Address: 241 Ralph McGill Blvd NE, Atlanta, GA 30308

Customer Project #:

Project Name: Bowen AP-1

Site Collection Info/Facility ID (as applicable):

Contact/Report To: Kristen Jurinko, Anthony Szwast

Phone #: (470) 217-0008

E-Mail: knjurink@southernco.com

Cc E-Mail: Laura Mickiff, Ben Hodges, Mike Smilley, Noelle Gangi

Invoice to: Account Payable

Invoice E-mail: georgiapowerinvoices@southernco.com

Purchase Order # (if applicable): GPC82474-0007

Quote #:

Time Zone Collected: [ ] AK [ ] PT [ ] MT [ ] CT [X] ET

County / State origin of sample(s): Georgia

Data Deliverables: [ ] Level II [ ] Level III [ ] Level IV [ ] EQUIS [ ] Other

Regulatory Program (DW, RCRA, etc.) as applicable: Reportable [ ] Yes [ ] No

Rush (Pre-approval required): [ ] Same Day [ ] 1 Day [ ] 2 Day [ ] 3 Day Other

Data Results Requested:

DW PWSID # or WW Permit # as applicable:

Field Filtered (if applicable): [ ] Yes [ ] No

Analysis:

* Matrix Codes (Insert in Matrix box below): Drinking Water (DW), Ground Water (GW), Wastewater (WW), Product (P), Soil/Solid (SS), Oil (OL), Wipe (WP), Tissue (TS), Bioassay (B), Vapor (V), Surface Water (SW), Sediment (SED), Sludge (SL), Caulk (CK), Leachate (LE), Biosolid (BS), Other (OT)

Specify Container Size **: 3 2 3 4 3 1

Identify Container Preservative Type***: 1 1 1 5+6 2 2

** Container Size: (1) 1L, (2) 500ml, (3) 250ml, (4) 125ml, (5) 100ml, (6) 40ml vial, (7) EnCore, (8) TerraCore, (9) 5ml, (10) Other

*** Preservative Types: (1) None, (2) HNO3, (3) H2SO4, (4) HCl, (5) NaOH, (6) Zn Acetate, (7) NaHSO4, (8) Sod. Thiosulfate, (9) Ascorbic Acid, (10) MeOH, (11) Other

Customer Sample ID	Matrix*	Comp / Grab	Composite Start Date	Composite Start Time	Collected or Composite End Date	Collected or Composite End Time	# Cont.	Residual Chlorine Result	Residual Chlorine Units	2320B Alkalinity	2540C Total Dissolved Solids	300.0-F,SO4, Cl	4500S2D Sulfide	App Metals III/IV + Major Ions	RAD 226/228	Sample Comment
BOW-BGWC-39	WG	G					7			X	X	X	X	X	X	
BOW-BGWC-40	WG	G			2/7/24	1349	7			X	X	X	X	X	X	049
BOW-BGWC-41D	WG	G			2/7/24	1502	7			X	X	X	X	X	X	045
BOW-BGWC-42D	WG	G			2/7/24	1601	7			X	X	X	X	X	X	046
BOW-BGWC-43D	WG	G					7			X	X	X	X	X	X	
BOW-BGWC-44D	WG	G					7			X	X	X	X	X	X	
BOW-BGWC-49D	WG	G					7			X	X	X	X	X	X	
BOW-BGWC-50D	WG	G					7			X	X	X	X	X	X	
BOW-BGWC-51	WG	G					7			X	X	X	X	X	X	
BOW-BGWC-52	WG	G					7			X	X	X	X	X	X	

Lab Use Only: Proj. Mgr: Bonnie Vang; Acct Num / Client ID:; Table #:; Profile / Template: 16507; Prelog / Bottle Ord. ID: EZ 3057865

Preservation non-conformance identified for sample.

Additional Instructions from Pace®: Task Code: BOW-CCR-ASSMT-2024S1

Collected By: Printed Name: Kevin Stephenson, William Lasker, Jay Stewart

Signature: [signature] Resolute Environmental

Customer Remarks / Special Conditions / Possible Hazards:

Coolers: Thermometer ID: Correction Factor (°C): Obs. Temp. (°C): Corrected Temp. (°C): [ ] On Ice

Relinquished by/Company: (Signature)	Date/Time:	Received by/Company: (Signature)	Date/Time:
[signature]	2/9/24 1247	Ryan Williams / Pace	2/9/24 1247
Ryan Williams / Pace	2/9/24 1535	[signature]	2/9/24 1535

Tracking Number:

Delivered by: [ ] In-Person [ ] Courier [ ] FedEx [ ] UPS [ ] Other

Submitting a sample via this chain of custody constitutes acknowledgment and acceptance of the Pace® Terms and Conditions found at https://www.pacelabs.com/resource-library/resource/pace-terms-and-conditions/

Pace® Location Requested (City/State):

Pace Analytical Charlotte
9800 Kinney Ave. Suite 100, Huntersville, NC 28078

CHAIN-OF-CUSTODY Analytical Request Document

Chain-of-Custody is a LEGAL DOCUMENT - Complete all relevant fields

LAB USE ONLY - Affix Workorder/Login Label Here

Scan QR Code for instructions

Company Name: Georgia Power - Bowen
Street Address: 241 Ralph McGill Blvd NE, Atlanta, GA 30308
Customer Project #:
Project Name: Bowen AP-1
Site Collection Info/Facility ID (as applicable):

Contact/Report To: Kristen Jurinko, Anthony Szwaal
Phone #: (470) 217-0008
E-Mail: knjurink@southernco.com
Cc E-Mail: Laura Midkiff, Ben Hodges, Mike Smitley, Noelia Gangi
Invoice to: Account Payable
Invoice E-mail: georgiapowerinvoices@southernco.com
Purchase Order # (if applicable): GPC82474-0007
Quote #:

Time Zone Collected: [ ] AK [ ] PT [ ] MT [ ] CT [X] ET
County / State origin of sample(s): Georgia

Data Deliverables: [ ] Level II [ ] Level III [ ] Level IV [ ] EQUIS [ ] Other
Regulatory Program (DW, RCRA, etc.) as applicable:
Reportable: [ ] Yes [ ] No
Rush (Pre-approval required): [ ] Same Day [ ] 1 Day [ ] 2 Day [ ] 3 Day Other
Date Results Requested:
DW PWSID # or WW Permit # as applicable:
Field Filtered (if applicable): [ ] Yes [ ] No
Analysis:

* Matrix Codes (insert in Matrix box below): Drinking Water (DW), Ground Water (GW), Wastewater (WW), Product (P), Soil/Solid (SS), Oil (OL), Wipe (WP), Tissue (TS), Biosolid (B), Vapor (V), Surface Water (SW), Sediment (SED), Sludge (SL), Cauff (CK), Leachate (LL), Biosolid (BS), Other (OT).

Specify Container Size **: 3 | 2 | 3 | 4 | 3 | 1
Identify Container Preservative Type ***: 1 | 1 | 1 | 5+6 | 2 | 2
Analysis Requested

**Container Size: (1) 1L, (2) 500mL, (3) 250mL, (4) 125mL, (5) 100mL, (6) 40mL vial, (7) EnCore, (8) TerraCore, (9) 90mL, (10) Other
*** Preservative Type: (1) None, (2) HNO3, (3) H2SO4, (4) HCl, (5) NaOH, (6) Zn Acetate, (7) NaHSO4, (8) Sod Thiosulfate, (9) Ascorbic Acid, (10) MeOH, (11) Other

Lab Use Only
Proj. Mgr: Bonnie Vang
Acct/Hum / Client ID:
Table #:
Profile / Template: 16507
Prolog / Bottle Ord. ID: EZ 3057655

Customer Sample ID	Matrix*	Comp / Grab	Composite Start Date	Composite Start Time	Collected or Composite End Date	Collected or Composite End Time	# Cont.	Residual Chlorine Result	Residual Chlorine Units	2320B Alkalinity	2540C Total Dissolved Solids	300.0-F,SO4, Cl	4500S2D Sulfide	App Metals III/IV + Major Ions	RAD 226/228					Sample Comment	*reservation non-conformance identified for sample
BOW-BGWC-39	WG	G			2/8/24	1050	7			X	X	X	X	X	X						
BOW-BGWC-40	WG	G					7			X	X	X	X	X	X						
BOW-BGWC-41D	WG	G					7			X	X	X	X	X	X						
BOW-BGWC-42D	WG	G					7			X	X	X	X	X	X						
BOW-BGWC-43D	WG	G					7			X	X	X	X	X	X						
BOW-BGWC-44D	WG	G					7			X	X	X	X	X	X						
BOW-BGWC-49D	WG	G					7			X	X	X	X	X	X						
BOW-BGWC-50D	WG	G					7			X	X	X	X	X	X						
BOW-BGWC-51	WG	G					7			X	X	X	X	X	X						
BOW-BGWC-52	WG	G					7			X	X	X	X	X	X						

Additional Instructions from Pace®:
Task Code: BOW-CCR-ASSMT-2024S1

Collected By: Kevin Stephenson, William Leaker, Jay Siewert
Printed Name
Signature: [signature]
Resolute Environmental

Customer Remarks / Special Conditions / Possible Hazards:
Coolers: Thermometer ID: Correction Factor (°C): Obs. Temp. (°C): Corrected Temp. (°C): [ ] On Ice

Relinquished by/Company: (Signature)	Date/Time:	Received by/Company: (Signature)	Date/Time:	Tracking Number:
[signature]	2/9/24 1247	Ryan Williams / Pace	2/9/24 1247	
Ryan Williams / Pace	2/9/24 1535	[signature]	2/9 1535	Delivered by: [ ] In-Person [ ] Courier [ ] FedEx [ ] UPS [ ] Other
Relinquished by/Company: (Signature)	Date/Time:	Received by/Company: (Signature)	Date/Time:	
Relinquished by/Company: (Signature)	Date/Time:	Received by/Company: (Signature)	Date/Time:	Page: 4 of 5

Submitting a sample via this chain of custody constitutes acknowledgment and acceptance of the Pace® Terms and Conditions found at https://www.pacelabs.com/resource-library/resource/pace-terms-and-conditions/

ENV-FRM-CORO-0019_v02_110123 ©

Pace® Location Requested (City/State):

Pace Analytical Charlotte
5600 Kinney Ave. Suite 105, Huntersville, NC 28078

CHAIN-OF-CUSTODY Analytical Request Document

Chain-of-Custody is a LEGAL DOCUMENT - Complete all relevant fields

LAB USE ONLY- Affix Workorder/Login Label Here

Scan QR Code for Instructions

Company Name: Georgia Power - Bowen
Street Address: 241 Ralph McGill Blvd NE, Atlanta, GA 30308
Customer Project #:
Project Name: Bowen AP-1
Site Collection Info/Facility ID (as applicable):

Contact/Report To: Kristen Jurinko, Anthony Szwast
Phone #: (470) 217-0008
E-Mail: knjurink@southernco.com
Cc E-Mail: Laura Midkiff, Ben Hodges, Mike Smiley, Noelia Gangi
Invoice to: Account Payable
Invoice E-mail: georgiapowerinvoices@southernco.com
Purchase Order # (if applicable): GPC82474-0007
Quote #:
County / State origin of sample(s): Georgia

Time Zone Collected: [ ] AK [ ] PT [ ] MT [ ] CT [X] ET

Data Deliverables: [ ] Level II [ ] Level III [ ] Level IV [ ] EQUIS [ ] Other

Regulatory Program (DW, RCRA, etc.) as applicable: Reportable [ ] Yes [ ] No

Rush (Pre-approval required): [ ] Same Day [ ] 1 Day [ ] 2 Day [ ] 3 Day Other
Data Results Requested:

DW PWSID # or WW Permit # as applicable:
Field Filtered (if applicable): [ ] Yes [ ] No
Analysis:

Specify Container Size **: 3 | 2 | 3 | 4 | 3 | 1
Identify Container Preservative Type***: 1 | 1 | 1 | 5+6 | 2 | 2
Analysis Requested

** Container Size: (1) 1L, (2) 500mL, (3) 250mL, (4) 125mL, (5) 100mL, (6) 40mL vial, (7) EnCore, (8) TerraCore, (9) 90mL, (10) Other
*** Preservative Types: (1) None, (2) HNO3, (3) H2SO4, (4) HCl, (5) NaOH, (6) Zn Acetate, (7) NaHSO4, (8) Sod. Thiosulfate, (9) Ascorbic Acid, (10) MeOH, (11) Other

Proj. Mgr: Bonnie Vang
Acct Num / Client ID:
Table #:
Profile / Template: 16507
Prelog / Bottle Ord. ID: EZ 3057855

Lab Use Only

* Matrix Codes (Insert in Matrix box below): Drinking Water (DW), Ground Water (GW), Wastewater (WW), Product (P), Soil/Solid (SS), Oil (OL), Wipe (WP), Tissue (TS), Bioassay (B), Vapor (V), Surface Water (SW), Sediment (SED), Sludge (SL), Caulk (CK), Leachate (LL), Biosolid (BS), Other (OT)

Customer Sample ID	Matrix*	Comp / Grab	Composite Start Date	Composite Start Time	Collected or Composite End Date	Collected or Composite End Time	# Cont.	Residual Chlorine Result	Residual Chlorine Units	2320B Alkalinity	2540C Total Dissolved Solids	300.0-F,SO4, Cl	4500S2D Sulfide	App Metals III/IV + Major Ions	RAD 226/228	Sample Comment	Preservation non-conformance identified for sample
BOW-AP1-FD-01	WG	G					7			X	X	X	X	X	X		
BOW-AP1-FD-02	WG	G					7			X	X	X	X	X	X		
BOW-AP1-FD-03	WG	G					7			X	X	X	X	X	X		
BOW-AP1-FD-04	WG	G			2/7/24	—	7			X	X	X	X	X	X	048	
BOW-AP1-FB-04	WQ	G			2/7/24	1434	7			X	X	X	X	X	X	049	
BOW-AP1-FB-	WQ	G					7			X	X	X	X	X	X		
BOW-AP1-EB-	WQ	G					7			X	X	X	X	X	X		
BOW-AP1-EB-	WQ	G					7			X	X	X	X	X	X		

Additional Instructions from Pace®:
Task Code: BOW-CCR-ASSMT-2024S1

Collected By: Kevin Stephenson, William Leaker, Jay Siewert
Printed Name
Signature
Resolute Environmental

Customer Remarks / Special Conditions / Possible Hazards:
Coolers: Thermometer ID: Correction Factor (°C): Obs. Temp. (°C): Corrected Temp. (°C): [ ] On Ice

Relinquished by/Company: (Signature)	Date/Time:	Received by/Company: (Signature)	Date/Time:	Tracking Number:
[signature]	2/9/24 1247	Ryan Williams / Pace	2/9/24 1247	
Ryan Williams / Pace	2/9/24 1535	[signature]	2/9 1535	Delivered by: [ ] In-Person [ ] Courier [ ] FedEX [ ] UPS [ ] Other

Submitting a sample via this chain of custody constitutes acknowledgment and acceptance of the Pace® Terms and Conditions found at https://www.pacelabs.com/resource-library/resource/pace-terms-and-conditions/

ENV-FRM-CORQ-0019_v02_110123 ©

Pace® Location Requested (City/State):

Pace Analytical Charlotte
5800 Kinsey Ave. Suite 100, Huntersville, NC 28078

CHAIN-OF-CUSTODY Analytical Request Document

Chain-of-Custody is a LEGAL DOCUMENT - Complete all relevant fields

LAB USE ONLY- Affix WorkorderLogin Label Here

Scan QR Code for instructions

Company Name: Georgia Power - Bowen
Street Address: 241 Ralph McGill Blvd NE, Atlanta, GA 30308
Customer Project #:
Project Name: Bowen AP-1
Site Collection Info/Facility ID (as applicable):

Contact/Report To: Kristen Jurinko, Anthony Szwast
Phone #: (470) 217-0008
E-Mail: knjurink@southernco.com
Cc E-Mail: Laura Midkiff, Ben Hodges, Mike Smilley, Noelia Gangi
Invoice to: Account Payable
Invoice E-mail: georgiapowerinvoices@southernco.com
Purchase Order # (if applicable): GPC82474-0007
Quote #:
County / State origin of sample(s): Georgia

Time Zone Collected: [ ] AK [ ] PT [ ] MT [ ] CT [X] ET

Data Deliverables: [ ] Level II [ ] Level III [ ] Level IV [ ] EQUIS [ ] Other

Regulatory Program (DW, RCRA, etc.) as applicable: Reportable [ ] Yes [ ] No

Rush (Pre-approval required): [ ] Same Day [ ] 1 Day [ ] 2 Day [ ] 3 Day Other
Data Results Requested:

DW PWSID # or WW Permit # as applicable:
Field Filtered (if applicable): [ ] Yes [ ] No
Analysis:

Specify Container Size **: 3 | 2 | 3 | 4 | 3 | 1
Identify Container Preservative Type***: 1 | 1 | 1 | 5+6 | 2 | 2
Analysis Requested

** Container Size: (1) 1L, (2) 500mL, (3) 250mL, (4) 125mL, (5) 100mL, (6) 40mL vial, (7) EnCore, (8) TerraCore, (9) 90mL, (10) Other

*** Preservative Types: (1) None, (2) HNO3, (3) H2SO4, (4) HCl, (5) NaOH, (6) Zn Acetate, (7) NaHSO4, (8) Sod. Thiosulfate, (9) Ascorbic Acid, (10) MeOH, (11) Other

Lab Use Only: Proj. Mgr: Bonnie Vang; AcctNum / Client ID:; Table #:; Profile / Template: 16507; Prelog / Bottle Drd. ID: EZ 3057855

Preservation non-conformance identified for sample.

* Matrix Codes (Insert in Matrix box below): Drinking Water (DW), Ground Water (GW), Wastewater (WW), Product (P), Soil/Solid (SS), Oil (OL), Wipe (WP), Tissue (TS), Biosoxy (B), Vapor (V), Surface Water (SW), Sediment (SED), Sludge (SL), Caulk (CK), Leachate (LL), Biosolid (BS), Other (OT)

Customer Sample ID	Matrix *	Comp / Grab	Composite Start Date	Composite Start Time	Collected or Composite End Date	Collected or Composite End Time	# Cont.	Residual Chlorine Result	Residual Chlorine Units	2320B Alkalinity	2540C Total Dissolved Solids	300.0-F,SO4, Cl	4500S2D Sulfide	App Metals III/IV + Major Ions	RAD 226/228	Sample Comment
BOW-AP1-FD-01	WG	G					7			X	X	X	X	X	X	
BOW-AP1-FD-02	WG	G					7			X	X	X	X	X	X	
BOW-AP1-FD-03	WG	G					7			X	X	X	X	X	X	
BOW-AP1-FD-04	WG	G					7			X	X	X	X	X	X	
BOW-AP1-FB-	WQ	G					7			X	X	X	X	X	X	
BOW-AP1-FB-	WQ	G					7			X	X	X	X	X	X	
BOW-AP1-EB-02	WQ	G			2/8/24	1455	7			X	X	X	X	X	X	050
BOW-AP1-EB-	WQ	G					7			X	X	X	X	X	X	

Additional Instructions from Pace®:
Task Code: BOW-CCR-ASSMT-2024S1

Collected By: Kevin Stephenson, William Leaker, Jay Siewert
Printed Name
Signature
Resolute Environmental

Customer Remarks / Special Conditions / Possible Hazards:

Coolers: Thermometer ID: Correction Factor (°C): Obs. Temp. (°C): Corrected Temp. (°C): [ ] On Ice

Relinquished by/Company: (Signature)	Date/Time:	Received by/Company: (Signature)	Date/Time:
[signature]	2/9/24 1247	Ryan Williams / Pace	2/9/24 1247
Ryan Williams / Pace	2/9/24 1535	[signature]	2/9/24 1535

Tracking Number:
Delivered by: [ ] In-Person [ ] Courier [ ] FedEX [ ] UPS [ ] Other

Page: 5 of 5

Submitting a sample via this chain of custody constitutes acknowledgment and acceptance of the Pace® Terms and Conditions found at https://www.pacelabs.com/resource-library/resource/pace-terms-and-conditions/

ENV-FRM-CORQ-0019_v02_110123 ©

Pace Analytical Services, LLC
9800 Kincey Ave. Suite 100
Huntersville, NC 28078
(704)875-9092

March 21, 2024

Kristen Jurinko
Southern Co.
241 Ralph McGill Blvd NE
Bin 10160
Atlanta, GA 30308

RE: Project: Bowen AP-1- RAD
Pace Project No.: 92711021

Dear Kristen Jurinko:

Enclosed are the analytical results for sample(s) received by the laboratory between January 31, 2024 and February 09, 2024. The results relate only to the samples included in this report. Results reported herein conform to the applicable TNI/NELAC Standards and the laboratory's Quality Manual, where applicable, unless otherwise noted in the body of the report.

The test results provided in this final report were generated by each of the following laboratories within the Pace Network:

- Pace Analytical Services - Greensburg

(Greensburg, PA) - Revision 1 - This report replaces the March 5, 2024 report. This project was revised on March 20, 2024 to update sample date for sample 034 to 2/7/24.

Revision 1: Amend collected date for BOW-BGWA-33 to 2/7/24.

If you have any questions concerning this report, please feel free to contact me.

Sincerely,

Bonnie Vang
bonnie.vang@pacelabs.com
704-977-0968
Project Manager

Enclosures

cc: Whitney Law, Geosyntec
Laura Midkiff, Southern Co.
Caroline Nelson, Geosyntec
Anthony Szwast, Geosyntec

REPORT OF LABORATORY ANALYSIS

This report shall not be reproduced, except in full,
without the written consent of Pace Analytical Services, LLC.

Pace Analytical Services, LLC
9800 Kincey Ave. Suite 100
Huntersville, NC 28078
(704)875-9092

CERTIFICATIONS

Project: Bowen AP-1- RAD
Pace Project No.: 92711021

Pace Analytical Services Pennsylvania
1638 Roseytown Rd Suites 2,3&4, Greensburg, PA 15601
ANAB DOD-ELAP Rad Accreditation #: L2417
ANABISO/IEC 17025:2017 Rad Cert#: L24170
Alabama Certification #: 41590
Arizona Certification #: AZ0734
Arkansas Certification
California Certification #: 2950
Colorado Certification #: PA01547
Connecticut Certification #: PH-0694
EPA Region 4 DW Rad
Florida/TNI Certification #: E87683
Georgia Certification #: C040
Guam Certification
Hawaii Certification
Idaho Certification
Illinois Certification
Indiana Certification
Iowa Certification #: 391
Kansas Certification #: E-10358
Kentucky Certification #: KY90133
KY WW Permit #: KY0098221
KY WW Permit #: KY0000221
Louisiana DHH/TNI Certification #: LA010
Louisiana DEQ/TNI Certification #: 04086
Maine Certification #: 2023021
Maryland Certification #: 308
Massachusetts Certification #: M-PA1457
Michigan/PADEP Certification #: 9991
Missouri Certification #: 235
Montana Certification #: Cert0082
Nebraska Certification #: NE-OS-29-14
Nevada Certification #: PA014572023-03
New Hampshire/TNI Certification #: 297622
New Jersey/TNI Certification #: PA051
New Mexico Certification #: PA01457
New York/TNI Certification #: 10888
North Carolina Certification #: 42706
North Dakota Certification #: R-190
Ohio EPA Rad Approval: #41249
Oregon/TNI Certification #: PA200002-015
Pennsylvania/TNI Certification #: 65-00282
Puerto Rico Certification #: PA01457
Rhode Island Certification #: 65-00282
South Dakota Certification
Tennessee Certification #: TN02867
Texas/TNI Certification #: T104704188-22-18
Utah/TNI Certification #: PA014572223-14
USDA Soil Permit #: 525-23-67-77263
Vermont Dept. of Health: ID# VT-0282
Virgin Island/PADEP Certification
Virginia/VELAP Certification #: 460198
Washington Certification #: C868
West Virginia DEP Certification #: 143
West Virginia DHHR Certification #: 9964C
Wisconsin Approve List for Rad

This report shall not be reproduced, except in full,
without the written consent of Pace Analytical Services, LLC.

Pace Analytical Services, LLC
9800 Kincey Ave. Suite 100
Huntersville, NC 28078
(704)875-9092

SAMPLE SUMMARY

Project: Bowen AP-1- RAD
Pace Project No.: 92711021

Lab ID	Sample ID	Matrix	Date Collected	Date Received
92711021001	**BOW-BGWC-24**	Water	01/30/24 14:40	01/31/24 13:25
92711021002	**BOW-BGWC-36D**	Water	01/30/24 14:15	01/31/24 13:25
92711021003	**BOW-BGWC-43D**	Water	01/30/24 12:12	01/31/24 13:25
92711021004	**BOW-AP1-FD-01**	Water	01/30/24 00:00	01/31/24 13:25
92711021005	**BOW-AP1-FB-01**	Water	01/30/24 16:00	01/31/24 13:25
92711021006	**BOW-AP1-EB-01**	Water	01/30/24 16:08	01/31/24 13:25
92711021007	**BOW-BGWA-47D**	Water	01/31/24 11:36	02/02/24 10:52
92711021008	**BOW-BGWA-48D**	Water	01/31/24 14:54	02/02/24 10:52
92711021009	**BOW-BGWC-8**	Water	02/01/24 11:29	02/02/24 10:52
92711021010	**BOW-BGWC-9**	Water	02/01/24 11:22	02/02/24 10:52
92711021011	**BOW-BGWC-10**	Water	02/01/24 14:59	02/02/24 10:52
92711021012	**BOW-BGWC-12**	Water	02/01/24 14:00	02/02/24 10:52
92711021013	**BOW-BGWC-14A**	Water	02/01/24 14:08	02/02/24 10:52
92711021014	**BOW-BGWC-16**	Water	02/01/24 15:34	02/02/24 10:52
92711021015	**BOW-BGWC-17**	Water	02/01/24 16:09	02/02/24 10:52
92711021016	**BOW-BGWA-6**	Water	01/31/24 13:08	02/02/24 10:52
92711021017	**BOW-BGWC-44D**	Water	01/31/24 11:28	02/02/24 10:52
92711021018	**BOW-BGWC-50D**	Water	01/31/24 15:12	02/02/24 10:52
92711021019	**BOW-AP1-FB-02**	Water	02/01/24 16:15	02/02/24 10:52
92711021020	**BOW-BGWC-7**	Water	02/02/24 11:42	02/06/24 10:22
92711021021	**BOW-BGWA-29**	Water	02/05/24 11:20	02/06/24 10:22
92711021022	**BOW-BGWC-18**	Water	02/02/24 11:22	02/06/24 10:22
92711021023	**BOW-BGWC-19**	Water	02/02/24 14:00	02/06/24 10:22
92711021024	**BOW-BGWC-20**	Water	02/05/24 15:32	02/06/24 10:22
92711021025	**BOW-BGWC-21**	Water	02/05/24 15:31	02/06/24 10:22
92711021026	**BOW-BGWC-31**	Water	02/02/24 13:12	02/06/24 10:22
92711021027	**BOW-BGWC-25**	Water	02/05/24 14:42	02/06/24 10:22
92711021028	**BOW-BGWC-34D**	Water	02/05/24 13:10	02/06/24 10:22
92711021029	**BOW-BGWC-51**	Water	02/05/24 11:11	02/06/24 10:22
92711021030	**BOW-BGWC-52**	Water	02/05/24 13:35	02/06/24 10:22
92711021031	**BOW-AP1-FD-03**	Water	02/05/24 00:00	02/06/24 10:22
92711021032	**BOW-AP1-FB-03**	Water	02/05/24 16:25	02/06/24 10:22
92711021033	**BOW-AP1-FD-02**	Water	02/02/24 00:00	02/06/24 10:22
92711021034	**BOW-BGWA-33**	Water	02/07/24 10:25	02/09/24 12:47
92711021035	**BOW-BGWA-2**	Water	02/08/24 12:13	02/09/24 12:47
92711021036	**BOW-BGWC-22**	Water	02/08/24 12:33	02/09/24 12:47
92711021037	**BOW-BGWC-23**	Water	02/08/24 14:29	02/09/24 12:47

REPORT OF LABORATORY ANALYSIS

This report shall not be reproduced, except in full,
without the written consent of Pace Analytical Services, LLC.

Pace Analytical Services, LLC
9800 Kincey Ave. Suite 100
Huntersville, NC 28078
(704)875-9092

SAMPLE SUMMARY

Project: Bowen AP-1- RAD
Pace Project No.: 92711021

Lab ID	Sample ID	Matrix	Date Collected	Date Received
92711021038	**BOW-BGWC-30**	Water	02/06/24 14:14	02/09/24 12:47
92711021039	**BOW-BGWC-38D**	Water	02/06/24 16:07	02/09/24 12:47
92711021040	**BOW-BGWC-35D**	Water	02/07/24 10:57	02/09/24 12:47
92711021041	**BOW-BGWC-37D**	Water	02/07/24 13:17	02/09/24 12:47
92711021042	**BOW-BGWC-32**	Water	02/08/24 09:41	02/09/24 12:47
92711021043	**BOW-BGWC-49D**	Water	02/06/24 16:01	02/09/24 12:47
92711021044	**BOW-BGWC-40**	Water	02/07/24 12:44	02/09/24 12:47
92711021045	**BOW-BGWC-41D**	Water	02/07/24 15:02	02/09/24 12:47
92711021046	**BOW-BGWC-42D**	Water	02/07/24 16:01	02/09/24 12:47
92711021047	**BOW-BGWC-39**	Water	02/08/24 10:50	02/09/24 12:47
92711021048	**BOW-AP1-FD-04**	Water	02/07/24 00:00	02/09/24 12:47
92711021049	**BOW-AP1-FB-04**	Water	02/07/24 14:34	02/09/24 12:47
92711021050	**BOW-AP1-EB-02**	Water	02/08/24 14:55	02/09/24 12:47

This report shall not be reproduced, except in full,
without the written consent of Pace Analytical Services, LLC.

Pace Analytical Services, LLC
9800 Kincey Ave. Suite 100
Huntersville, NC 28078
(704)875-9092

SAMPLE ANALYTE COUNT

Project: Bowen AP-1- RAD
Pace Project No.: 92711021

Lab ID	Sample ID	Method	Analysts	Analytes Reported	Laboratory
92711021001	**BOW-BGWC-24**	EPA 9315	SLC	1	PASI-PA
		EPA 9320	VAL	1	PASI-PA
		Total Radium Calculation	JAL	1	PASI-PA
92711021002	**BOW-BGWC-36D**	EPA 9315	SLC	1	PASI-PA
		EPA 9320	VAL	1	PASI-PA
		Total Radium Calculation	JAL	1	PASI-PA
92711021003	**BOW-BGWC-43D**	EPA 9315	SLC	1	PASI-PA
		EPA 9320	VAL	1	PASI-PA
		Total Radium Calculation	JAL	1	PASI-PA
92711021004	**BOW-AP1-FD-01**	EPA 9315	SLC	1	PASI-PA
		EPA 9320	VAL	1	PASI-PA
		Total Radium Calculation	JAL	1	PASI-PA
92711021005	**BOW-AP1-FB-01**	EPA 9315	SLC	1	PASI-PA
		EPA 9320	VAL	1	PASI-PA
		Total Radium Calculation	JAL	1	PASI-PA
92711021006	**BOW-AP1-EB-01**	EPA 9315	SLC	1	PASI-PA
		EPA 9320	VAL	1	PASI-PA
		Total Radium Calculation	JAL	1	PASI-PA
92711021007	**BOW-BGWA-47D**	EPA 9315	SLC	1	PASI-PA
		EPA 9320	JJS1	1	PASI-PA
		Total Radium Calculation	JAL	1	PASI-PA
92711021008	**BOW-BGWA-48D**	EPA 9315	SLC	1	PASI-PA
		EPA 9320	JJS1	1	PASI-PA
		Total Radium Calculation	JAL	1	PASI-PA
92711021009	**BOW-BGWC-8**	EPA 9315	SLC	1	PASI-PA
		EPA 9320	JJS1	1	PASI-PA
		Total Radium Calculation	JAL	1	PASI-PA
92711021010	**BOW-BGWC-9**	EPA 9315	SLC	1	PASI-PA
		EPA 9320	JJS1	1	PASI-PA
		Total Radium Calculation	JAL	1	PASI-PA
92711021011	**BOW-BGWC-10**	EPA 9315	SLC	1	PASI-PA
		EPA 9320	JJS1	1	PASI-PA
		Total Radium Calculation	JAL	1	PASI-PA
92711021012	**BOW-BGWC-12**	EPA 9315	SLC	1	PASI-PA
		EPA 9320	JJS1	1	PASI-PA
		Total Radium Calculation	JAL	1	PASI-PA
92711021013	**BOW-BGWC-14A**	EPA 9315	SLC	1	PASI-PA

This report shall not be reproduced, except in full,
without the written consent of Pace Analytical Services, LLC.

Pace Analytical Services, LLC
9800 Kincey Ave. Suite 100
Huntersville, NC 28078
(704)875-9092

SAMPLE ANALYTE COUNT

Project: Bowen AP-1- RAD
Pace Project No.: 92711021

Lab ID	Sample ID	Method	Analysts	Analytes Reported	Laboratory
		EPA 9320	JJS1	1	PASI-PA
		Total Radium Calculation	JAL	1	PASI-PA
92711021014	**BOW-BGWC-16**	EPA 9315	SLC	1	PASI-PA
		EPA 9320	JJS1	1	PASI-PA
		Total Radium Calculation	JAL	1	PASI-PA
92711021015	**BOW-BGWC-17**	EPA 9315	SLC	1	PASI-PA
		EPA 9320	VAL	1	PASI-PA
		Total Radium Calculation	JAL	1	PASI-PA
92711021016	**BOW-BGWA-6**	EPA 9315	SLC	1	PASI-PA
		EPA 9320	VAL	1	PASI-PA
		Total Radium Calculation	JAL	1	PASI-PA
92711021017	**BOW-BGWC-44D**	EPA 9315	SLC	1	PASI-PA
		EPA 9320	VAL	1	PASI-PA
		Total Radium Calculation	JAL	1	PASI-PA
92711021018	**BOW-BGWC-50D**	EPA 9315	SLC	1	PASI-PA
		EPA 9320	VAL	1	PASI-PA
		Total Radium Calculation	JAL	1	PASI-PA
92711021019	**BOW-AP1-FB-02**	EPA 9315	SLC	1	PASI-PA
		EPA 9320	VAL	1	PASI-PA
		Total Radium Calculation	JAL	1	PASI-PA
92711021020	**BOW-BGWC-7**	EPA 9315	SLC	1	PASI-PA
		EPA 9320	VAL	1	PASI-PA
		Total Radium Calculation	JAL	1	PASI-PA
92711021021	**BOW-BGWA-29**	EPA 9315	SLC	1	PASI-PA
		EPA 9320	VAL	1	PASI-PA
		Total Radium Calculation	JAL	1	PASI-PA
92711021022	**BOW-BGWC-18**	EPA 9315	SLC	1	PASI-PA
		EPA 9320	VAL	1	PASI-PA
		Total Radium Calculation	JAL	1	PASI-PA
92711021023	**BOW-BGWC-19**	EPA 9315	SLC	1	PASI-PA
		EPA 9320	VAL	1	PASI-PA
		Total Radium Calculation	JAL	1	PASI-PA
92711021024	**BOW-BGWC-20**	EPA 9315	SLC	1	PASI-PA
		EPA 9320	VAL	1	PASI-PA
		Total Radium Calculation	JAL	1	PASI-PA
92711021025	**BOW-BGWC-21**	EPA 9315	SLC	1	PASI-PA
		EPA 9320	VAL	1	PASI-PA

This report shall not be reproduced, except in full,
without the written consent of Pace Analytical Services, LLC.

Pace Analytical Services, LLC
9800 Kincey Ave. Suite 100
Huntersville, NC 28078
(704)875-9092

SAMPLE ANALYTE COUNT

Project: Bowen AP-1- RAD
Pace Project No.: 92711021

Lab ID	Sample ID	Method	Analysts	Analytes Reported	Laboratory
		Total Radium Calculation	JAL	1	PASI-PA
92711021026	**BOW-BGWC-31**	EPA 9315	SLC	1	PASI-PA
		EPA 9320	VAL	1	PASI-PA
		Total Radium Calculation	JAL	1	PASI-PA
92711021027	**BOW-BGWC-25**	EPA 9315	SLC	1	PASI-PA
		EPA 9320	VAL	1	PASI-PA
		Total Radium Calculation	JAL	1	PASI-PA
92711021028	**BOW-BGWC-34D**	EPA 9315	SLC	1	PASI-PA
		EPA 9320	VAL	1	PASI-PA
		Total Radium Calculation	JAL	1	PASI-PA
92711021029	**BOW-BGWC-51**	EPA 9315	SLC	1	PASI-PA
		EPA 9320	VAL	1	PASI-PA
		Total Radium Calculation	JAL	1	PASI-PA
92711021030	**BOW-BGWC-52**	EPA 9315	SLC	1	PASI-PA
		EPA 9320	VAL	1	PASI-PA
		Total Radium Calculation	JAL	1	PASI-PA
92711021031	**BOW-AP1-FD-03**	EPA 9315	SLC	1	PASI-PA
		EPA 9320	VAL	1	PASI-PA
		Total Radium Calculation	JAL	1	PASI-PA
92711021032	**BOW-AP1-FB-03**	EPA 9315	SLC	1	PASI-PA
		EPA 9320	VAL	1	PASI-PA
		Total Radium Calculation	JAL	1	PASI-PA
92711021033	**BOW-AP1-FD-02**	EPA 9315	SLC	1	PASI-PA
		EPA 9320	VAL	1	PASI-PA
		Total Radium Calculation	JAL	1	PASI-PA
92711021034	**BOW-BGWA-33**	EPA 9315	SLC	1	PASI-PA
		EPA 9320	JJS1	1	PASI-PA
		Total Radium Calculation	JAL	1	PASI-PA
92711021035	**BOW-BGWA-2**	EPA 9315	SLC	1	PASI-PA
		EPA 9320	JJS1	1	PASI-PA
		Total Radium Calculation	JAL	1	PASI-PA
92711021036	**BOW-BGWC-22**	EPA 9315	SLC	1	PASI-PA
		EPA 9320	JJS1	1	PASI-PA
		Total Radium Calculation	JAL	1	PASI-PA
92711021037	**BOW-BGWC-23**	EPA 9315	SLC	1	PASI-PA
		EPA 9320	JJS1	1	PASI-PA
		Total Radium Calculation	JAL	1	PASI-PA

This report shall not be reproduced, except in full,
without the written consent of Pace Analytical Services, LLC.

Pace Analytical Services, LLC
9800 Kincey Ave. Suite 100
Huntersville, NC 28078
(704)875-9092

SAMPLE ANALYTE COUNT

Project: Bowen AP-1- RAD
Pace Project No.: 92711021

Lab ID	Sample ID	Method	Analysts	Analytes Reported	Laboratory
92711021038	**BOW-BGWC-30**	EPA 9315	SLC	1	PASI-PA
		EPA 9320	JJS1	1	PASI-PA
		Total Radium Calculation	JAL	1	PASI-PA
92711021039	**BOW-BGWC-38D**	EPA 9315	SLC	1	PASI-PA
		EPA 9320	JJS1	1	PASI-PA
		Total Radium Calculation	JAL	1	PASI-PA
92711021040	**BOW-BGWC-35D**	EPA 9315	SLC	1	PASI-PA
		EPA 9320	JJS1	1	PASI-PA
		Total Radium Calculation	JAL	1	PASI-PA
92711021041	**BOW-BGWC-37D**	EPA 9315	SLC	1	PASI-PA
		EPA 9320	JJS1	1	PASI-PA
		Total Radium Calculation	JAL	1	PASI-PA
92711021042	**BOW-BGWC-32**	EPA 9315	SLC	1	PASI-PA
		EPA 9320	JJS1	1	PASI-PA
		Total Radium Calculation	JAL	1	PASI-PA
92711021043	**BOW-BGWC-49D**	EPA 9315	SLC	1	PASI-PA
		EPA 9320	JJS1	1	PASI-PA
		Total Radium Calculation	JAL	1	PASI-PA
92711021044	**BOW-BGWC-40**	EPA 9315	SLC	1	PASI-PA
		EPA 9320	ZPC	1	PASI-PA
		Total Radium Calculation	JAL	1	PASI-PA
92711021045	**BOW-BGWC-41D**	EPA 9315	SLC	1	PASI-PA
		EPA 9320	ZPC	1	PASI-PA
		Total Radium Calculation	JAL	1	PASI-PA
92711021046	**BOW-BGWC-42D**	EPA 9315	SLC	1	PASI-PA
		EPA 9320	ZPC	1	PASI-PA
		Total Radium Calculation	JAL	1	PASI-PA
92711021047	**BOW-BGWC-39**	EPA 9315	SLC	1	PASI-PA
		EPA 9320	ZPC	1	PASI-PA
		Total Radium Calculation	JAL	1	PASI-PA
92711021048	**BOW-AP1-FD-04**	EPA 9315	SLC	1	PASI-PA
		EPA 9320	ZPC	1	PASI-PA
		Total Radium Calculation	JAL	1	PASI-PA
92711021049	**BOW-AP1-FB-04**	EPA 9315	SLC	1	PASI-PA
		EPA 9320	ZPC	1	PASI-PA
		Total Radium Calculation	JAL	1	PASI-PA
92711021050	**BOW-AP1-EB-02**	EPA 9315	SLC	1	PASI-PA

This report shall not be reproduced, except in full,
without the written consent of Pace Analytical Services, LLC.

Pace Analytical Services, LLC
9800 Kincey Ave. Suite 100
Huntersville, NC 28078
(704)875-9092

SAMPLE ANALYTE COUNT

Project: Bowen AP-1- RAD
Pace Project No.: 92711021

Lab ID	Sample ID	Method	Analysts	Analytes Reported	Laboratory
		EPA 9320	ZPC	1	PASI-PA
		Total Radium Calculation	JAL	1	PASI-PA

PASI-PA = Pace Analytical Services - Greensburg

This report shall not be reproduced, except in full,
without the written consent of Pace Analytical Services, LLC.

Pace Analytical Services, LLC
9800 Kincey Ave. Suite 100
Huntersville, NC 28078
(704)875-9092

SUMMARY OF DETECTION

Project: Bowen AP-1- RAD
Pace Project No.: 92711021

Lab Sample ID / Method	Client Sample ID / Parameters	Result	Units	Report Limit	Analyzed	Qualifiers
92711021001	**BOW-BGWC-24**					
EPA 9315	Radium-226	0.296U ± 0.185 (0.324) C:89% T:NA	pCi/L		02/15/24 08:17	
EPA 9320	Radium-228	0.486U ± 0.436 (0.879) C:85% T:66%	pCi/L		02/14/24 14:52	
Total Radium Calculation	Total Radium	0.782U ± 0.621 (1.20)	pCi/L		02/16/24 11:49	
92711021002	**BOW-BGWC-36D**					
EPA 9315	Radium-226	0.174U ± 0.138 (0.256) C:98% T:NA	pCi/L		02/15/24 08:17	
EPA 9320	Radium-228	0.897 ± 0.478 (0.802) C:79% T:70%	pCi/L		02/14/24 14:23	
Total Radium Calculation	Total Radium	1.07 ± 0.616 (1.06)	pCi/L		02/16/24 11:49	
92711021003	**BOW-BGWC-43D**					
EPA 9315	Radium-226	0.545 ± 0.204 (0.253) C:106% T:NA	pCi/L		02/15/24 08:17	
EPA 9320	Radium-228	0.551U ± 0.357 (0.664) C:84% T:80%	pCi/L		02/14/24 14:20	
Total Radium Calculation	Total Radium	1.10 ± 0.561 (0.917)	pCi/L		02/16/24 11:49	
92711021004	**BOW-AP1-FD-01**					
EPA 9315	Radium-226	0.319 ± 0.159 (0.191) C:83% T:NA	pCi/L		02/15/24 08:18	
EPA 9320	Radium-228	1.35 ± 0.518 (0.788) C:87% T:78%	pCi/L		02/14/24 14:53	
Total Radium Calculation	Total Radium	1.67 ± 0.677 (0.979)	pCi/L		02/16/24 11:49	

REPORT OF LABORATORY ANALYSIS

This report shall not be reproduced, except in full,
without the written consent of Pace Analytical Services, LLC.

Pace Analytical Services, LLC
9800 Kincey Ave. Suite 100
Huntersville, NC 28078
(704)875-9092

SUMMARY OF DETECTION

Project: Bowen AP-1- RAD
Pace Project No.: 92711021

Lab Sample ID / Method	Client Sample ID / Parameters	Result	Units	Report Limit	Analyzed	Qualifiers
92711021005	**BOW-AP1-FB-01**					
EPA 9315	Radium-226	0.207U ± 0.142 (0.238) C:93% T:NA	pCi/L		02/15/24 08:18	
EPA 9320	Radium-228	0.0116U ± 0.307 (0.712) C:85% T:92%	pCi/L		02/14/24 14:53	
Total Radium Calculation	Total Radium	0.219U ± 0.449 (0.950)	pCi/L		02/16/24 11:49	
92711021006	**BOW-AP1-EB-01**					
EPA 9315	Radium-226	0.0931U ± 0.109 (0.224) C:89% T:NA	pCi/L		02/15/24 08:18	
EPA 9320	Radium-228	-0.553U ± 0.293 (0.778) C:83% T:87%	pCi/L		02/14/24 14:53	
Total Radium Calculation	Total Radium	0.0931U ± 0.402 (1.00)	pCi/L		02/16/24 11:49	
92711021007	**BOW-BGWA-47D**					
EPA 9315	Radium-226	0.553 ± 0.299 (0.470) C:91% T:NA	pCi/L		02/16/24 08:26	
EPA 9320	Radium-228	0.886 ± 0.399 (0.642) C:85% T:88%	pCi/L		02/20/24 11:48	
Total Radium Calculation	Total Radium	1.44 ± 0.698 (1.11)	pCi/L		02/21/24 09:48	
92711021008	**BOW-BGWA-48D**					
EPA 9315	Radium-226	0.280U ± 0.226 (0.409) C:88% T:NA	pCi/L		02/16/24 08:26	
EPA 9320	Radium-228	0.157U ± 0.280 (0.612) C:87% T:86%	pCi/L		02/20/24 11:17	
Total Radium Calculation	Total Radium	0.437U ± 0.506 (1.02)	pCi/L		02/21/24 09:48	

REPORT OF LABORATORY ANALYSIS

This report shall not be reproduced, except in full,
without the written consent of Pace Analytical Services, LLC.

Pace Analytical Services, LLC
9800 Kincey Ave. Suite 100
Huntersville, NC 28078
(704)875-9092

SUMMARY OF DETECTION

Project: Bowen AP-1- RAD
Pace Project No.: 92711021

Lab Sample ID / Method	Client Sample ID / Parameters	Result	Units	Report Limit	Analyzed	Qualifiers
92711021009	**BOW-BGWC-8**					
EPA 9315	Radium-226	0.141U ± 0.202 (0.441) C:87% T:NA	pCi/L		02/16/24 08:26	
EPA 9320	Radium-228	0.355U ± 0.330 (0.671) C:84% T:87%	pCi/L		02/20/24 11:17	
Total Radium Calculation	Total Radium	0.496U ± 0.532 (1.11)	pCi/L		02/21/24 09:48	
92711021010	**BOW-BGWC-9**					
EPA 9315	Radium-226	0.297U ± 0.226 (0.398) C:84% T:NA	pCi/L		02/16/24 08:26	
EPA 9320	Radium-228	0.402U ± 0.349 (0.701) C:82% T:86%	pCi/L		02/20/24 11:17	
Total Radium Calculation	Total Radium	0.699U ± 0.575 (1.10)	pCi/L		02/21/24 09:48	
92711021011	**BOW-BGWC-10**					
EPA 9315	Radium-226	0.679 ± 0.316 (0.428) C:88% T:NA	pCi/L		02/16/24 08:27	
EPA 9320	Radium-228	0.348U ± 0.337 (0.687) C:84% T:82%	pCi/L		02/20/24 11:17	
Total Radium Calculation	Total Radium	1.03U ± 0.653 (1.12)	pCi/L		02/21/24 09:48	
92711021012	**BOW-BGWC-12**					
EPA 9315	Radium-226	0.0643U ± 0.190 (0.461) C:88% T:NA	pCi/L		02/16/24 09:05	
EPA 9320	Radium-228	0.217U ± 0.330 (0.713) C:82% T:81%	pCi/L		02/20/24 11:17	
Total Radium Calculation	Total Radium	0.281U ± 0.520 (1.17)	pCi/L		02/21/24 09:48	

REPORT OF LABORATORY ANALYSIS

This report shall not be reproduced, except in full,
without the written consent of Pace Analytical Services, LLC.

Pace Analytical Services, LLC
9800 Kincey Ave. Suite 100
Huntersville, NC 28078
(704)875-9092

SUMMARY OF DETECTION

Project: Bowen AP-1- RAD
Pace Project No.: 92711021

Lab Sample ID / Method	Client Sample ID / Parameters	Result	Units	Report Limit	Analyzed	Qualifiers
92711021013	**BOW-BGWC-14A**					
EPA 9315	Radium-226	0.125U ± 0.155 (0.315) C:91% T:NA	pCi/L		02/16/24 09:05	
EPA 9320	Radium-228	0.308U ± 0.285 (0.576) C:87% T:86%	pCi/L		02/20/24 11:18	
Total Radium Calculation	Total Radium	0.433U ± 0.440 (0.891)	pCi/L		02/21/24 09:48	
92711021014	**BOW-BGWC-16**					
EPA 9315	Radium-226	0.716 ± 0.328 (0.435) C:84% T:NA	pCi/L		02/16/24 09:05	
EPA 9320	Radium-228	0.622U ± 0.446 (0.876) C:85% T:78%	pCi/L		02/20/24 11:18	
Total Radium Calculation	Total Radium	1.34 ± 0.774 (1.31)	pCi/L		02/21/24 09:48	
92711021015	**BOW-BGWC-17**					
EPA 9315	Radium-226	0.308U ± 0.246 (0.457) C:90% T:NA	pCi/L		02/16/24 09:05	
EPA 9320	Radium-228	0.500U ± 0.422 (0.845) C:78% T:77%	pCi/L		02/20/24 14:35	
Total Radium Calculation	Total Radium	0.808U ± 0.668 (1.30)	pCi/L		02/21/24 09:48	
92711021016	**BOW-BGWA-6**					
EPA 9315	Radium-226	0.228U ± 0.188 (0.327) C:89% T:NA	pCi/L		02/16/24 09:05	
EPA 9320	Radium-228	0.308U ± 0.358 (0.753) C:82% T:88%	pCi/L		02/20/24 14:35	
Total Radium Calculation	Total Radium	0.536U ± 0.546 (1.08)	pCi/L		02/21/24 09:48	

REPORT OF LABORATORY ANALYSIS

This report shall not be reproduced, except in full,
without the written consent of Pace Analytical Services, LLC.

Pace Analytical Services, LLC
9800 Kincey Ave. Suite 100
Huntersville, NC 28078
(704)875-9092

SUMMARY OF DETECTION

Project: Bowen AP-1- RAD
Pace Project No.: 92711021

Lab Sample ID / Method	Client Sample ID / Parameters	Result	Units	Report Limit	Analyzed	Qualifiers
92711021017	**BOW-BGWC-44D**					
EPA 9315	Radium-226	0.151U ± 0.187 (0.393) C:84% T:NA	pCi/L		02/19/24 08:57	
EPA 9320	Radium-228	0.164U ± 0.360 (0.798) C:79% T:85%	pCi/L		02/20/24 14:36	
Total Radium Calculation	Total Radium	0.315U ± 0.547 (1.19)	pCi/L		02/21/24 09:48	
92711021018	**BOW-BGWC-50D**					
EPA 9315	Radium-226	0.484 ± 0.253 (0.374) C:87% T:NA	pCi/L		02/19/24 08:57	
EPA 9320	Radium-228	0.522U ± 0.417 (0.836) C:82% T:86%	pCi/L		02/20/24 14:36	
Total Radium Calculation	Total Radium	1.01U ± 0.670 (1.21)	pCi/L		02/21/24 09:48	
92711021019	**BOW-AP1-FB-02**					
EPA 9315	Radium-226	0.0502U ± 0.138 (0.334) C:90% T:NA	pCi/L		02/19/24 08:58	
EPA 9320	Radium-228	0.846 ± 0.437 (0.769) C:78% T:86%	pCi/L		02/20/24 14:36	
Total Radium Calculation	Total Radium	0.896U ± 0.575 (1.10)	pCi/L		02/21/24 09:48	
92711021020	**BOW-BGWC-7**					
EPA 9315	Radium-226	0.605 ± 0.237 (0.292) C:82% T:NA	pCi/L		02/27/24 10:08	
EPA 9320	Radium-228	0.435U ± 0.331 (0.647) C:85% T:86%	pCi/L		02/22/24 14:42	
Total Radium Calculation	Total Radium	1.04 ± 0.568 (0.939)	pCi/L		02/29/24 10:48	

REPORT OF LABORATORY ANALYSIS

This report shall not be reproduced, except in full,
without the written consent of Pace Analytical Services, LLC.

Pace Analytical Services, LLC
9800 Kincey Ave. Suite 100
Huntersville, NC 28078
(704)875-9092

SUMMARY OF DETECTION

Project: Bowen AP-1- RAD
Pace Project No.: 92711021

Lab Sample ID / Method	Client Sample ID / Parameters	Result	Units	Report Limit	Analyzed	Qualifiers
92711021021	**BOW-BGWA-29**					
EPA 9315	Radium-226	0.0395U ± 0.106 (0.254) C:90% T:NA	pCi/L		02/27/24 10:08	
EPA 9320	Radium-228	0.331U ± 0.260 (0.503) C:89% T:90%	pCi/L		02/22/24 14:42	
Total Radium Calculation	Total Radium	0.371U ± 0.366 (0.757)	pCi/L		02/29/24 10:48	
92711021022	**BOW-BGWC-18**					
EPA 9315	Radium-226	0.143U ± 0.124 (0.228) C:86% T:NA	pCi/L		02/27/24 15:52	
EPA 9320	Radium-228	0.469U ± 0.303 (0.563) C:88% T:87%	pCi/L		02/22/24 14:42	
Total Radium Calculation	Total Radium	0.612U ± 0.427 (0.791)	pCi/L		02/29/24 10:48	
92711021023	**BOW-BGWC-19**					
EPA 9315	Radium-226	0.194U ± 0.138 (0.239) C:91% T:NA	pCi/L		02/27/24 10:08	
EPA 9320	Radium-228	0.522U ± 0.332 (0.620) C:85% T:88%	pCi/L		02/22/24 14:42	
Total Radium Calculation	Total Radium	0.716U ± 0.470 (0.859)	pCi/L		02/29/24 10:48	
92711021024	**BOW-BGWC-20**					
EPA 9315	Radium-226	0.290 ± 0.154 (0.221) C:91% T:NA	pCi/L		02/27/24 10:09	
EPA 9320	Radium-228	0.666U ± 0.429 (0.828) C:85% T:90%	pCi/L		02/22/24 14:42	
Total Radium Calculation	Total Radium	0.956U ± 0.583 (1.05)	pCi/L		02/29/24 10:48	

REPORT OF LABORATORY ANALYSIS

This report shall not be reproduced, except in full,
without the written consent of Pace Analytical Services, LLC.

Pace Analytical Services, LLC
9800 Kincey Ave. Suite 100
Huntersville, NC 28078
(704)875-9092

SUMMARY OF DETECTION

Project: Bowen AP-1- RAD
Pace Project No.: 92711021

Lab Sample ID / Method	Client Sample ID / Parameters	Result	Units	Report Limit	Analyzed	Qualifiers
92711021025	**BOW-BGWC-21**					
EPA 9315	Radium-226	0.143U ± 0.131 (0.250) C:83% T:NA	pCi/L		02/27/24 10:09	
EPA 9320	Radium-228	0.312U ± 0.349 (0.732) C:84% T:92%	pCi/L		02/22/24 14:42	
Total Radium Calculation	Total Radium	0.455U ± 0.480 (0.982)	pCi/L		02/29/24 10:48	
92711021026	**BOW-BGWC-31**					
EPA 9315	Radium-226	0.682 ± 0.236 (0.218) C:86% T:NA	pCi/L		02/27/24 10:09	
EPA 9320	Radium-228	0.613U ± 0.444 (0.881) C:90% T:84%	pCi/L		02/22/24 14:43	
Total Radium Calculation	Total Radium	1.30 ± 0.680 (1.10)	pCi/L		02/29/24 10:48	
92711021027	**BOW-BGWC-25**					
EPA 9315	Radium-226	0.187U ± 0.132 (0.225) C:91% T:NA	pCi/L		02/27/24 15:53	
EPA 9320	Radium-228	0.209U ± 0.299 (0.643) C:94% T:86%	pCi/L		02/22/24 14:43	
Total Radium Calculation	Total Radium	0.396U ± 0.431 (0.868)	pCi/L		02/29/24 10:48	
92711021028	**BOW-BGWC-34D**					
EPA 9315	Radium-226	1.63 ± 0.394 (0.278) C:86% T:NA	pCi/L		02/27/24 10:09	
EPA 9320	Radium-228	0.584U ± 0.341 (0.607) C:84% T:81%	pCi/L		02/22/24 14:43	
Total Radium Calculation	Total Radium	2.21 ± 0.735 (0.885)	pCi/L		02/29/24 10:48	

REPORT OF LABORATORY ANALYSIS

This report shall not be reproduced, except in full,
without the written consent of Pace Analytical Services, LLC.

Pace Analytical Services, LLC
9800 Kincey Ave. Suite 100
Huntersville, NC 28078
(704)875-9092

SUMMARY OF DETECTION

Project: Bowen AP-1- RAD
Pace Project No.: 92711021

Lab Sample ID / Method	Client Sample ID / Parameters	Result	Units	Report Limit	Analyzed	Qualifiers
92711021029	**BOW-BGWC-51**					
EPA 9315	Radium-226	-0.0561U ± 0.0838 (0.265) C:88% T:NA	pCi/L		02/27/24 10:09	
EPA 9320	Radium-228	0.406U ± 0.315 (0.615) C:82% T:88%	pCi/L		02/22/24 14:43	
Total Radium Calculation	Total Radium	0.406U ± 0.399 (0.880)	pCi/L		02/29/24 10:48	
92711021030	**BOW-BGWC-52**					
EPA 9315	Radium-226	0.0624U ± 0.100 (0.223) C:92% T:NA	pCi/L		02/27/24 10:09	
EPA 9320	Radium-228	0.525U ± 0.390 (0.758) C:82% T:76%	pCi/L		02/22/24 14:43	
Total Radium Calculation	Total Radium	0.587U ± 0.490 (0.981)	pCi/L		02/29/24 10:48	
92711021031	**BOW-AP1-FD-03**					
EPA 9315	Radium-226	0.189U ± 0.145 (0.262) C:83% T:NA	pCi/L		02/27/24 10:09	
EPA 9320	Radium-228	0.200U ± 0.324 (0.703) C:86% T:82%	pCi/L		02/22/24 14:43	
Total Radium Calculation	Total Radium	0.389U ± 0.469 (0.965)	pCi/L		02/29/24 10:48	
92711021032	**BOW-AP1-FB-03**					
EPA 9315	Radium-226	0.0185U ± 0.0910 (0.231) C:95% T:NA	pCi/L		02/27/24 10:12	
EPA 9320	Radium-228	0.192U ± 0.262 (0.560) C:83% T:94%	pCi/L		02/22/24 14:43	
Total Radium Calculation	Total Radium	0.211U ± 0.353 (0.791)	pCi/L		02/29/24 10:48	

REPORT OF LABORATORY ANALYSIS

This report shall not be reproduced, except in full,
without the written consent of Pace Analytical Services, LLC.

Pace Analytical Services, LLC
9800 Kincey Ave. Suite 100
Huntersville, NC 28078
(704)875-9092

SUMMARY OF DETECTION

Project: Bowen AP-1- RAD
Pace Project No.: 92711021

Lab Sample ID / Method	Client Sample ID / Parameters	Result	Units	Report Limit	Analyzed	Qualifiers
92711021033	**BOW-AP1-FD-02**					
EPA 9315	Radium-226	0.171U ± 0.125 (0.216) C:92% T:NA	pCi/L		02/27/24 10:09	
EPA 9320	Radium-228	0.281U ± 0.302 (0.627) C:87% T:87%	pCi/L		02/22/24 14:43	
Total Radium Calculation	Total Radium	0.452U ± 0.427 (0.843)	pCi/L		02/29/24 10:48	
92711021034	**BOW-BGWA-33**					
EPA 9315	Radium-226	1.19 ± 0.383 (0.352) C:102% T:NA	pCi/L		02/28/24 07:45	
EPA 9320	Radium-228	0.434U ± 0.359 (0.707) C:70% T:84%	pCi/L		02/23/24 14:11	
Total Radium Calculation	Total Radium	1.62 ± 0.742 (1.06)	pCi/L		02/29/24 10:30	
92711021035	**BOW-BGWA-2**					
EPA 9315	Radium-226	0.350U ± 0.239 (0.399) C:91% T:NA	pCi/L		02/28/24 07:46	
EPA 9320	Radium-228	0.0865U ± 0.316 (0.718) C:68% T:92%	pCi/L		02/23/24 14:11	
Total Radium Calculation	Total Radium	0.437U ± 0.555 (1.12)	pCi/L		02/29/24 10:30	
92711021036	**BOW-BGWC-22**					
EPA 9315	Radium-226	0.805 ± 0.324 (0.351) C:94% T:NA	pCi/L		02/28/24 07:46	
EPA 9320	Radium-228	1.24 ± 0.612 (1.05) C:59% T:77%	pCi/L		02/23/24 14:11	
Total Radium Calculation	Total Radium	2.05 ± 0.936 (1.40)	pCi/L		02/29/24 10:30	

REPORT OF LABORATORY ANALYSIS

This report shall not be reproduced, except in full,
without the written consent of Pace Analytical Services, LLC.

Pace Analytical Services, LLC
9800 Kincey Ave. Suite 100
Huntersville, NC 28078
(704)875-9092

SUMMARY OF DETECTION

Project: Bowen AP-1- RAD
Pace Project No.: 92711021

Lab Sample ID / Method	Client Sample ID / Parameters	Result	Units	Report Limit	Analyzed	Qualifiers
92711021037	**BOW-BGWC-23**					
EPA 9315	Radium-226	0.244U ± 0.212 (0.389) C:87% T:NA	pCi/L		02/28/24 07:46	
EPA 9320	Radium-228	1.03U ± 0.573 (1.03) C:63% T:76%	pCi/L		02/23/24 14:11	
Total Radium Calculation	Total Radium	1.27U ± 0.785 (1.42)	pCi/L		02/29/24 10:30	
92711021038	**BOW-BGWC-30**					
EPA 9315	Radium-226	0.138U ± 0.205 (0.452) C:91% T:NA	pCi/L		02/28/24 07:46	
EPA 9320	Radium-228	0.117U ± 0.334 (0.752) C:65% T:90%	pCi/L		02/23/24 14:11	
Total Radium Calculation	Total Radium	0.255U ± 0.539 (1.20)	pCi/L		02/29/24 10:30	
92711021039	**BOW-BGWC-38D**					
EPA 9315	Radium-226	1.97 ± 0.544 (0.457) C:88% T:NA	pCi/L		02/28/24 07:47	
EPA 9320	Radium-228	1.22 ± 0.534 (0.865) C:66% T:84%	pCi/L		02/23/24 14:11	
Total Radium Calculation	Total Radium	3.19 ± 1.08 (1.32)	pCi/L		02/29/24 10:30	
92711021040	**BOW-BGWC-35D**					
EPA 9315	Radium-226	1.61 ± 0.467 (0.380) C:91% T:NA	pCi/L		02/28/24 07:47	
EPA 9320	Radium-228	1.13U ± 0.656 (1.24) C:67% T:79%	pCi/L		02/23/24 14:12	
Total Radium Calculation	Total Radium	2.74 ± 1.12 (1.62)	pCi/L		02/29/24 10:30	

REPORT OF LABORATORY ANALYSIS

This report shall not be reproduced, except in full,
without the written consent of Pace Analytical Services, LLC.

Pace Analytical Services, LLC
9800 Kincey Ave. Suite 100
Huntersville, NC 28078
(704)875-9092

SUMMARY OF DETECTION

Project: Bowen AP-1- RAD
Pace Project No.: 92711021

Lab Sample ID / Method	Client Sample ID / Parameters	Result	Units	Report Limit	Analyzed	Qualifiers
92711021041	**BOW-BGWC-37D**					
EPA 9315	Radium-226	0.757 ± 0.331 (0.433) C:86% T:NA	pCi/L		02/28/24 07:47	
EPA 9320	Radium-228	1.54 ± 0.664 (1.11) C:61% T:84%	pCi/L		02/23/24 14:12	
Total Radium Calculation	Total Radium	2.30 ± 0.995 (1.54)	pCi/L		02/29/24 10:30	
92711021042	**BOW-BGWC-32**					
EPA 9315	Radium-226	0.494 ± 0.244 (0.306) C:89% T:NA	pCi/L		02/28/24 07:47	
EPA 9320	Radium-228	0.445U ± 0.507 (1.07) C:62% T:89%	pCi/L		02/23/24 14:12	
Total Radium Calculation	Total Radium	0.939U ± 0.751 (1.38)	pCi/L		02/29/24 10:30	
92711021043	**BOW-BGWC-49D**					
EPA 9315	Radium-226	0.733 ± 0.313 (0.384) C:91% T:NA	pCi/L		02/28/24 07:47	
EPA 9320	Radium-228	1.52 ± 0.688 (1.17) C:64% T:83%	pCi/L		02/23/24 14:12	
Total Radium Calculation	Total Radium	2.25 ± 1.00 (1.55)	pCi/L		02/29/24 10:30	
92711021044	**BOW-BGWC-40**					
EPA 9315	Radium-226	0.292U ± 0.233 (0.427) C:88% T:NA	pCi/L		02/28/24 07:34	
EPA 9320	Radium-228	0.271U ± 0.327 (0.689) C:77% T:86%	pCi/L		02/29/24 11:38	
Total Radium Calculation	Total Radium	0.563U ± 0.560 (1.12)	pCi/L		03/05/24 14:33	

REPORT OF LABORATORY ANALYSIS

This report shall not be reproduced, except in full,
without the written consent of Pace Analytical Services, LLC.

Pace Analytical Services, LLC
9800 Kincey Ave. Suite 100
Huntersville, NC 28078
(704)875-9092

SUMMARY OF DETECTION

Project: Bowen AP-1- RAD
Pace Project No.: 92711021

Lab Sample ID / Method	Client Sample ID / Parameters	Result	Units	Report Limit	Analyzed	Qualifiers
92711021045	**BOW-BGWC-41D**					
EPA 9315	Radium-226	0.957 ± 0.284 (0.218) C:92% T:NA	pCi/L		02/28/24 07:35	
EPA 9320	Radium-228	0.445U ± 0.371 (0.738) C:77% T:83%	pCi/L		02/29/24 11:38	
Total Radium Calculation	Total Radium	1.40 ± 0.655 (0.956)	pCi/L		03/05/24 14:33	
92711021046	**BOW-BGWC-42D**					
EPA 9315	Radium-226	0.290 ± 0.151 (0.189) C:96% T:NA	pCi/L		02/28/24 07:36	
EPA 9320	Radium-228	0.150U ± 0.359 (0.800) C:70% T:83%	pCi/L		02/29/24 11:38	
Total Radium Calculation	Total Radium	0.440U ± 0.510 (0.989)	pCi/L		03/05/24 14:33	
92711021047	**BOW-BGWC-39**					
EPA 9315	Radium-226	0.0415U ± 0.105 (0.253) C:94% T:NA	pCi/L		02/27/24 15:55	
EPA 9320	Radium-228	0.354U ± 0.359 (0.738) C:71% T:81%	pCi/L		02/29/24 11:38	
Total Radium Calculation	Total Radium	0.396U ± 0.464 (0.991)	pCi/L		03/05/24 14:33	
92711021048	**BOW-AP1-FD-04**					
EPA 9315	Radium-226	1.11 ± 0.310 (0.209) C:92% T:NA	pCi/L		02/28/24 07:38	
EPA 9320	Radium-228	0.423U ± 0.332 (0.649) C:79% T:81%	pCi/L		02/29/24 11:38	
Total Radium Calculation	Total Radium	1.53 ± 0.642 (0.858)	pCi/L		03/05/24 14:33	

REPORT OF LABORATORY ANALYSIS

This report shall not be reproduced, except in full,
without the written consent of Pace Analytical Services, LLC.

Pace Analytical Services, LLC
9800 Kincey Ave. Suite 100
Huntersville, NC 28078
(704)875-9092

SUMMARY OF DETECTION

Project: Bowen AP-1- RAD
Pace Project No.: 92711021

Lab Sample ID / Method	Client Sample ID / Parameters	Result	Units	Report Limit	Analyzed	Qualifiers
92711021049	**BOW-AP1-FB-04**					
EPA 9315	Radium-226	0.0290U ± 0.110 (0.273) C:93% T:NA	pCi/L		02/28/24 07:38	
EPA 9320	Radium-228	0.0617U ± 0.294 (0.675) C:76% T:83%	pCi/L		02/29/24 11:39	
Total Radium Calculation	Total Radium	0.0907U ± 0.404 (0.948)	pCi/L		03/05/24 14:33	
92711021050	**BOW-AP1-EB-02**					
EPA 9315	Radium-226	0.0428U ± 0.0980 (0.232) C:93% T:NA	pCi/L		02/28/24 07:41	
EPA 9320	Radium-228	0.509U ± 0.347 (0.664) C:83% T:89%	pCi/L		02/29/24 11:38	
Total Radium Calculation	Total Radium	0.552U ± 0.445 (0.896)	pCi/L		03/05/24 14:33	

This report shall not be reproduced, except in full,
without the written consent of Pace Analytical Services, LLC.

Pace Analytical Services, LLC
9800 Kincey Ave. Suite 100
Huntersville, NC 28078
(704)875-9092

ANALYTICAL RESULTS - RADIOCHEMISTRY

Project: Bowen AP-1- RAD
Pace Project No.: 92711021

Sample: BOW-BGWC-24 **Lab ID: 92711021001** Collected: 01/30/24 14:40 Received: 01/31/24 13:25 Matrix: Water
PWS: Site ID: Sample Type:

Parameters	Method	Act ± Unc (MDC) Carr Trac	Units	Analyzed	CAS No.	Qual
	Pace Analytical Services - Greensburg					
Radium-226	EPA 9315	**0.296U ± 0.185 (0.324) C:89% T:NA**	pCi/L	02/15/24 08:17	13982-63-3	
	Pace Analytical Services - Greensburg					
Radium-228	EPA 9320	**0.486U ± 0.436 (0.879) C:85% T:66%**	pCi/L	02/14/24 14:52	15262-20-1	
	Pace Analytical Services - Greensburg					
Total Radium	Total Radium Calculation	**0.782U ± 0.621 (1.20)**	pCi/L	02/16/24 11:49	7440-14-4	

REPORT OF LABORATORY ANALYSIS

This report shall not be reproduced, except in full,
without the written consent of Pace Analytical Services, LLC.

Pace Analytical Services, LLC
9800 Kincey Ave. Suite 100
Huntersville, NC 28078
(704)875-9092

ANALYTICAL RESULTS - RADIOCHEMISTRY

Project: Bowen AP-1- RAD
Pace Project No.: 92711021

Sample: BOW-BGWC-36D **Lab ID: 92711021002** Collected: 01/30/24 14:15 Received: 01/31/24 13:25 Matrix: Water
PWS: Site ID: Sample Type:

Parameters	Method	Act ± Unc (MDC) Carr Trac	Units	Analyzed	CAS No.	Qual
	Pace Analytical Services - Greensburg					
Radium-226	EPA 9315	**0.174U ± 0.138 (0.256) C:98% T:NA**	pCi/L	02/15/24 08:17	13982-63-3	
	Pace Analytical Services - Greensburg					
Radium-228	EPA 9320	**0.897 ± 0.478 (0.802) C:79% T:70%**	pCi/L	02/14/24 14:23	15262-20-1	
	Pace Analytical Services - Greensburg					
Total Radium	Total Radium Calculation	**1.07 ± 0.616 (1.06)**	pCi/L	02/16/24 11:49	7440-14-4	

REPORT OF LABORATORY ANALYSIS

This report shall not be reproduced, except in full,
without the written consent of Pace Analytical Services, LLC.

Pace Analytical Services, LLC
9800 Kincey Ave. Suite 100
Huntersville, NC 28078
(704)875-9092

ANALYTICAL RESULTS - RADIOCHEMISTRY

Project: Bowen AP-1- RAD
Pace Project No.: 92711021

Sample: BOW-BGWC-43D **Lab ID: 92711021003** Collected: 01/30/24 12:12 Received: 01/31/24 13:25 Matrix: Water
PWS: Site ID: Sample Type:

Parameters	Method	Act ± Unc (MDC) Carr Trac	Units	Analyzed	CAS No.	Qual
	Pace Analytical Services - Greensburg					
Radium-226	EPA 9315	**0.545 ± 0.204 (0.253) C:106% T:NA**	pCi/L	02/15/24 08:17	13982-63-3	
	Pace Analytical Services - Greensburg					
Radium-228	EPA 9320	**0.551U ± 0.357 (0.664) C:84% T:80%**	pCi/L	02/14/24 14:20	15262-20-1	
	Pace Analytical Services - Greensburg					
Total Radium	Total Radium Calculation	**1.10 ± 0.561 (0.917)**	pCi/L	02/16/24 11:49	7440-14-4	

REPORT OF LABORATORY ANALYSIS

This report shall not be reproduced, except in full,
without the written consent of Pace Analytical Services, LLC.

Pace Analytical Services, LLC
9800 Kincey Ave. Suite 100
Huntersville, NC 28078
(704)875-9092

ANALYTICAL RESULTS - RADIOCHEMISTRY

Project: Bowen AP-1- RAD
Pace Project No.: 92711021

Sample: BOW-AP1-FD-01 **Lab ID: 92711021004** Collected: 01/30/24 00:00 Received: 01/31/24 13:25 Matrix: Water
PWS: Site ID: Sample Type:

Parameters	Method	Act ± Unc (MDC) Carr Trac	Units	Analyzed	CAS No.	Qual
	Pace Analytical Services - Greensburg					
Radium-226	EPA 9315	**0.319 ± 0.159 (0.191) C:83% T:NA**	pCi/L	02/15/24 08:18	13982-63-3	
	Pace Analytical Services - Greensburg					
Radium-228	EPA 9320	**1.35 ± 0.518 (0.788) C:87% T:78%**	pCi/L	02/14/24 14:53	15262-20-1	
	Pace Analytical Services - Greensburg					
Total Radium	Total Radium Calculation	**1.67 ± 0.677 (0.979)**	pCi/L	02/16/24 11:49	7440-14-4	

REPORT OF LABORATORY ANALYSIS

This report shall not be reproduced, except in full,
without the written consent of Pace Analytical Services, LLC.

Pace Analytical Services, LLC
9800 Kincey Ave. Suite 100
Huntersville, NC 28078
(704)875-9092

ANALYTICAL RESULTS - RADIOCHEMISTRY

Project: Bowen AP-1- RAD
Pace Project No.: 92711021

Sample: BOW-AP1-FB-01 **Lab ID: 92711021005** Collected: 01/30/24 16:00 Received: 01/31/24 13:25 Matrix: Water
PWS: Site ID: Sample Type:

Parameters	Method	Act ± Unc (MDC) Carr Trac	Units	Analyzed	CAS No.	Qual
	Pace Analytical Services - Greensburg					
Radium-226	EPA 9315	**0.207U ± 0.142 (0.238) C:93% T:NA**	pCi/L	02/15/24 08:18	13982-63-3	
	Pace Analytical Services - Greensburg					
Radium-228	EPA 9320	**0.0116U ± 0.307 (0.712) C:85% T:92%**	pCi/L	02/14/24 14:53	15262-20-1	
	Pace Analytical Services - Greensburg					
Total Radium	Total Radium Calculation	**0.219U ± 0.449 (0.950)**	pCi/L	02/16/24 11:49	7440-14-4	

REPORT OF LABORATORY ANALYSIS

This report shall not be reproduced, except in full,
without the written consent of Pace Analytical Services, LLC.

Pace Analytical Services, LLC
9800 Kincey Ave. Suite 100
Huntersville, NC 28078
(704)875-9092

ANALYTICAL RESULTS - RADIOCHEMISTRY

Project: Bowen AP-1- RAD
Pace Project No.: 92711021

Sample: BOW-AP1-EB-01 **Lab ID: 92711021006** Collected: 01/30/24 16:08 Received: 01/31/24 13:25 Matrix: Water
PWS: Site ID: Sample Type:

Parameters	Method	Act ± Unc (MDC) Carr Trac	Units	Analyzed	CAS No.	Qual
	Pace Analytical Services - Greensburg					
Radium-226	EPA 9315	**0.0931U ± 0.109 (0.224) C:89% T:NA**	pCi/L	02/15/24 08:18	13982-63-3	
	Pace Analytical Services - Greensburg					
Radium-228	EPA 9320	**-0.553U ± 0.293 (0.778) C:83% T:87%**	pCi/L	02/14/24 14:53	15262-20-1	
	Pace Analytical Services - Greensburg					
Total Radium	Total Radium Calculation	**0.0931U ± 0.402 (1.00)**	pCi/L	02/16/24 11:49	7440-14-4	

REPORT OF LABORATORY ANALYSIS

This report shall not be reproduced, except in full,
without the written consent of Pace Analytical Services, LLC.

Pace Analytical Services, LLC
9800 Kincey Ave. Suite 100
Huntersville, NC 28078
(704)875-9092

ANALYTICAL RESULTS - RADIOCHEMISTRY

Project: Bowen AP-1- RAD
Pace Project No.: 92711021

Sample: BOW-BGWA-47D **Lab ID: 92711021007** Collected: 01/31/24 11:36 Received: 02/02/24 10:52 Matrix: Water
PWS: Site ID: Sample Type:

Parameters	Method	Act ± Unc (MDC) Carr Trac	Units	Analyzed	CAS No.	Qual
	Pace Analytical Services - Greensburg					
Radium-226	EPA 9315	**0.553 ± 0.299 (0.470) C:91% T:NA**	pCi/L	02/16/24 08:26	13982-63-3	
	Pace Analytical Services - Greensburg					
Radium-228	EPA 9320	**0.886 ± 0.399 (0.642) C:85% T:88%**	pCi/L	02/20/24 11:48	15262-20-1	
	Pace Analytical Services - Greensburg					
Total Radium	Total Radium Calculation	**1.44 ± 0.698 (1.11)**	pCi/L	02/21/24 09:48	7440-14-4	

REPORT OF LABORATORY ANALYSIS

This report shall not be reproduced, except in full,
without the written consent of Pace Analytical Services, LLC.

Pace Analytical Services, LLC
9800 Kincey Ave. Suite 100
Huntersville, NC 28078
(704)875-9092

ANALYTICAL RESULTS - RADIOCHEMISTRY

Project: Bowen AP-1- RAD
Pace Project No.: 92711021

Sample: BOW-BGWA-48D **Lab ID: 92711021008** Collected: 01/31/24 14:54 Received: 02/02/24 10:52 Matrix: Water
PWS: Site ID: Sample Type:

Parameters	Method	Act ± Unc (MDC) Carr Trac	Units	Analyzed	CAS No.	Qual
	Pace Analytical Services - Greensburg					
Radium-226	EPA 9315	**0.280U ± 0.226 (0.409) C:88% T:NA**	pCi/L	02/16/24 08:26	13982-63-3	
	Pace Analytical Services - Greensburg					
Radium-228	EPA 9320	**0.157U ± 0.280 (0.612) C:87% T:86%**	pCi/L	02/20/24 11:17	15262-20-1	
	Pace Analytical Services - Greensburg					
Total Radium	Total Radium Calculation	**0.437U ± 0.506 (1.02)**	pCi/L	02/21/24 09:48	7440-14-4	

REPORT OF LABORATORY ANALYSIS

This report shall not be reproduced, except in full,
without the written consent of Pace Analytical Services, LLC.

Pace Analytical Services, LLC
9800 Kincey Ave. Suite 100
Huntersville, NC 28078
(704)875-9092

ANALYTICAL RESULTS - RADIOCHEMISTRY

Project: Bowen AP-1- RAD
Pace Project No.: 92711021

Sample: BOW-BGWC-8 **Lab ID: 92711021009** Collected: 02/01/24 11:29 Received: 02/02/24 10:52 Matrix: Water
PWS: Site ID: Sample Type:

Parameters	Method	Act ± Unc (MDC) Carr Trac	Units	Analyzed	CAS No.	Qual
	Pace Analytical Services - Greensburg					
Radium-226	EPA 9315	**0.141U ± 0.202 (0.441) C:87% T:NA**	pCi/L	02/16/24 08:26	13982-63-3	
	Pace Analytical Services - Greensburg					
Radium-228	EPA 9320	**0.355U ± 0.330 (0.671) C:84% T:87%**	pCi/L	02/20/24 11:17	15262-20-1	
	Pace Analytical Services - Greensburg					
Total Radium	Total Radium Calculation	**0.496U ± 0.532 (1.11)**	pCi/L	02/21/24 09:48	7440-14-4	

REPORT OF LABORATORY ANALYSIS

This report shall not be reproduced, except in full,
without the written consent of Pace Analytical Services, LLC.

Pace Analytical Services, LLC
9800 Kincey Ave. Suite 100
Huntersville, NC 28078
(704)875-9092

ANALYTICAL RESULTS - RADIOCHEMISTRY

Project: Bowen AP-1- RAD
Pace Project No.: 92711021

Sample: BOW-BGWC-9 **Lab ID: 92711021010** Collected: 02/01/24 11:22 Received: 02/02/24 10:52 Matrix: Water
PWS: Site ID: Sample Type:

Parameters	Method	Act ± Unc (MDC) Carr Trac	Units	Analyzed	CAS No.	Qual
	Pace Analytical Services - Greensburg					
Radium-226	EPA 9315	**0.297U ± 0.226 (0.398) C:84% T:NA**	pCi/L	02/16/24 08:26	13982-63-3	
	Pace Analytical Services - Greensburg					
Radium-228	EPA 9320	**0.402U ± 0.349 (0.701) C:82% T:86%**	pCi/L	02/20/24 11:17	15262-20-1	
	Pace Analytical Services - Greensburg					
Total Radium	Total Radium Calculation	**0.699U ± 0.575 (1.10)**	pCi/L	02/21/24 09:48	7440-14-4	

REPORT OF LABORATORY ANALYSIS

This report shall not be reproduced, except in full,
without the written consent of Pace Analytical Services, LLC.

Pace Analytical Services, LLC
9800 Kincey Ave. Suite 100
Huntersville, NC 28078
(704)875-9092

ANALYTICAL RESULTS - RADIOCHEMISTRY

Project: Bowen AP-1- RAD
Pace Project No.: 92711021

Sample: BOW-BGWC-10 **Lab ID: 92711021011** Collected: 02/01/24 14:59 Received: 02/02/24 10:52 Matrix: Water
PWS: Site ID: Sample Type:

Parameters	Method	Act ± Unc (MDC) Carr Trac	Units	Analyzed	CAS No.	Qual
	Pace Analytical Services - Greensburg					
Radium-226	EPA 9315	**0.679 ± 0.316 (0.428) C:88% T:NA**	pCi/L	02/16/24 08:27	13982-63-3	
	Pace Analytical Services - Greensburg					
Radium-228	EPA 9320	**0.348U ± 0.337 (0.687) C:84% T:82%**	pCi/L	02/20/24 11:17	15262-20-1	
	Pace Analytical Services - Greensburg					
Total Radium	Total Radium Calculation	**1.03U ± 0.653 (1.12)**	pCi/L	02/21/24 09:48	7440-14-4	

REPORT OF LABORATORY ANALYSIS

This report shall not be reproduced, except in full,
without the written consent of Pace Analytical Services, LLC.

Pace Analytical Services, LLC
9800 Kincey Ave. Suite 100
Huntersville, NC 28078
(704)875-9092

ANALYTICAL RESULTS - RADIOCHEMISTRY

Project: Bowen AP-1- RAD
Pace Project No.: 92711021

Sample: BOW-BGWC-12 **Lab ID: 92711021012** Collected: 02/01/24 14:00 Received: 02/02/24 10:52 Matrix: Water
PWS: Site ID: Sample Type:

Parameters	Method	Act ± Unc (MDC) Carr Trac	Units	Analyzed	CAS No.	Qual
	Pace Analytical Services - Greensburg					
Radium-226	EPA 9315	**0.0643U ± 0.190 (0.461) C:88% T:NA**	pCi/L	02/16/24 09:05	13982-63-3	
	Pace Analytical Services - Greensburg					
Radium-228	EPA 9320	**0.217U ± 0.330 (0.713) C:82% T:81%**	pCi/L	02/20/24 11:17	15262-20-1	
	Pace Analytical Services - Greensburg					
Total Radium	Total Radium Calculation	**0.281U ± 0.520 (1.17)**	pCi/L	02/21/24 09:48	7440-14-4	

REPORT OF LABORATORY ANALYSIS

This report shall not be reproduced, except in full,
without the written consent of Pace Analytical Services, LLC.

Pace Analytical Services, LLC
9800 Kincey Ave. Suite 100
Huntersville, NC 28078
(704)875-9092

ANALYTICAL RESULTS - RADIOCHEMISTRY

Project: Bowen AP-1- RAD
Pace Project No.: 92711021

Sample: BOW-BGWC-14A **Lab ID: 92711021013** Collected: 02/01/24 14:08 Received: 02/02/24 10:52 Matrix: Water
PWS: Site ID: Sample Type:

Parameters	Method	Act ± Unc (MDC) Carr Trac	Units	Analyzed	CAS No.	Qual
	Pace Analytical Services - Greensburg					
Radium-226	EPA 9315	**0.125U ± 0.155 (0.315) C:91% T:NA**	pCi/L	02/16/24 09:05	13982-63-3	
	Pace Analytical Services - Greensburg					
Radium-228	EPA 9320	**0.308U ± 0.285 (0.576) C:87% T:86%**	pCi/L	02/20/24 11:18	15262-20-1	
	Pace Analytical Services - Greensburg					
Total Radium	Total Radium Calculation	**0.433U ± 0.440 (0.891)**	pCi/L	02/21/24 09:48	7440-14-4	

REPORT OF LABORATORY ANALYSIS

This report shall not be reproduced, except in full,
without the written consent of Pace Analytical Services, LLC.

Pace Analytical Services, LLC
9800 Kincey Ave. Suite 100
Huntersville, NC 28078
(704)875-9092

ANALYTICAL RESULTS - RADIOCHEMISTRY

Project: Bowen AP-1- RAD
Pace Project No.: 92711021

Sample: BOW-BGWC-16 **Lab ID: 92711021014** Collected: 02/01/24 15:34 Received: 02/02/24 10:52 Matrix: Water
PWS: Site ID: Sample Type:

Parameters	Method	Act ± Unc (MDC) Carr Trac	Units	Analyzed	CAS No.	Qual
	Pace Analytical Services - Greensburg					
Radium-226	EPA 9315	**0.716 ± 0.328 (0.435) C:84% T:NA**	pCi/L	02/16/24 09:05	13982-63-3	
	Pace Analytical Services - Greensburg					
Radium-228	EPA 9320	**0.622U ± 0.446 (0.876) C:85% T:78%**	pCi/L	02/20/24 11:18	15262-20-1	
	Pace Analytical Services - Greensburg					
Total Radium	Total Radium Calculation	**1.34 ± 0.774 (1.31)**	pCi/L	02/21/24 09:48	7440-14-4	

REPORT OF LABORATORY ANALYSIS

This report shall not be reproduced, except in full,
without the written consent of Pace Analytical Services, LLC.

Pace Analytical Services, LLC
9800 Kincey Ave. Suite 100
Huntersville, NC 28078
(704)875-9092

ANALYTICAL RESULTS - RADIOCHEMISTRY

Project: Bowen AP-1- RAD
Pace Project No.: 92711021

Sample: BOW-BGWC-17 **Lab ID: 92711021015** Collected: 02/01/24 16:09 Received: 02/02/24 10:52 Matrix: Water
PWS: Site ID: Sample Type:

Parameters	Method	Act ± Unc (MDC) Carr Trac	Units	Analyzed	CAS No.	Qual
	Pace Analytical Services - Greensburg					
Radium-226	EPA 9315	**0.308U ± 0.246 (0.457) C:90% T:NA**	pCi/L	02/16/24 09:05	13982-63-3	
	Pace Analytical Services - Greensburg					
Radium-228	EPA 9320	**0.500U ± 0.422 (0.845) C:78% T:77%**	pCi/L	02/20/24 14:35	15262-20-1	
	Pace Analytical Services - Greensburg					
Total Radium	Total Radium Calculation	**0.808U ± 0.668 (1.30)**	pCi/L	02/21/24 09:48	7440-14-4	

REPORT OF LABORATORY ANALYSIS

This report shall not be reproduced, except in full,
without the written consent of Pace Analytical Services, LLC.

Pace Analytical Services, LLC
9800 Kincey Ave. Suite 100
Huntersville, NC 28078
(704)875-9092

ANALYTICAL RESULTS - RADIOCHEMISTRY

Project: Bowen AP-1- RAD
Pace Project No.: 92711021

Sample: BOW-BGWA-6 **Lab ID: 92711021016** Collected: 01/31/24 13:08 Received: 02/02/24 10:52 Matrix: Water
PWS: Site ID: Sample Type:

Parameters	Method	Act ± Unc (MDC) Carr Trac	Units	Analyzed	CAS No.	Qual
	Pace Analytical Services - Greensburg					
Radium-226	EPA 9315	**0.228U ± 0.188 (0.327) C:89% T:NA**	pCi/L	02/16/24 09:05	13982-63-3	
	Pace Analytical Services - Greensburg					
Radium-228	EPA 9320	**0.308U ± 0.358 (0.753) C:82% T:88%**	pCi/L	02/20/24 14:35	15262-20-1	
	Pace Analytical Services - Greensburg					
Total Radium	Total Radium Calculation	**0.536U ± 0.546 (1.08)**	pCi/L	02/21/24 09:48	7440-14-4	

REPORT OF LABORATORY ANALYSIS

This report shall not be reproduced, except in full,
without the written consent of Pace Analytical Services, LLC.

Pace Analytical Services, LLC
9800 Kincey Ave. Suite 100
Huntersville, NC 28078
(704)875-9092

ANALYTICAL RESULTS - RADIOCHEMISTRY

Project: Bowen AP-1- RAD
Pace Project No.: 92711021

Sample: BOW-BGWC-44D **Lab ID: 92711021017** Collected: 01/31/24 11:28 Received: 02/02/24 10:52 Matrix: Water
PWS: Site ID: Sample Type:

Parameters	Method	Act ± Unc (MDC) Carr Trac	Units	Analyzed	CAS No.	Qual
	Pace Analytical Services - Greensburg					
Radium-226	EPA 9315	**0.151U ± 0.187 (0.393) C:84% T:NA**	pCi/L	02/19/24 08:57	13982-63-3	
	Pace Analytical Services - Greensburg					
Radium-228	EPA 9320	**0.164U ± 0.360 (0.798) C:79% T:85%**	pCi/L	02/20/24 14:36	15262-20-1	
	Pace Analytical Services - Greensburg					
Total Radium	Total Radium Calculation	**0.315U ± 0.547 (1.19)**	pCi/L	02/21/24 09:48	7440-14-4	

REPORT OF LABORATORY ANALYSIS

This report shall not be reproduced, except in full,
without the written consent of Pace Analytical Services, LLC.

Pace Analytical Services, LLC
9800 Kincey Ave. Suite 100
Huntersville, NC 28078
(704)875-9092

ANALYTICAL RESULTS - RADIOCHEMISTRY

Project: Bowen AP-1- RAD
Pace Project No.: 92711021

Sample: BOW-BGWC-50D **Lab ID: 92711021018** Collected: 01/31/24 15:12 Received: 02/02/24 10:52 Matrix: Water
PWS: Site ID: Sample Type:

Parameters	Method	Act ± Unc (MDC) Carr Trac	Units	Analyzed	CAS No.	Qual
	Pace Analytical Services - Greensburg					
Radium-226	EPA 9315	**0.484 ± 0.253 (0.374) C:87% T:NA**	pCi/L	02/19/24 08:57	13982-63-3	
	Pace Analytical Services - Greensburg					
Radium-228	EPA 9320	**0.522U ± 0.417 (0.836) C:82% T:86%**	pCi/L	02/20/24 14:36	15262-20-1	
	Pace Analytical Services - Greensburg					
Total Radium	Total Radium Calculation	**1.01U ± 0.670 (1.21)**	pCi/L	02/21/24 09:48	7440-14-4	

REPORT OF LABORATORY ANALYSIS

This report shall not be reproduced, except in full,
without the written consent of Pace Analytical Services, LLC.

Pace Analytical Services, LLC
9800 Kincey Ave. Suite 100
Huntersville, NC 28078
(704)875-9092

ANALYTICAL RESULTS - RADIOCHEMISTRY

Project: Bowen AP-1- RAD
Pace Project No.: 92711021

Sample: BOW-AP1-FB-02 **Lab ID: 92711021019** Collected: 02/01/24 16:15 Received: 02/02/24 10:52 Matrix: Water
PWS: Site ID: Sample Type:

Parameters	Method	Act ± Unc (MDC) Carr Trac	Units	Analyzed	CAS No.	Qual
	Pace Analytical Services - Greensburg					
Radium-226	EPA 9315	**0.0502U ± 0.138 (0.334) C:90% T:NA**	pCi/L	02/19/24 08:58	13982-63-3	
	Pace Analytical Services - Greensburg					
Radium-228	EPA 9320	**0.846 ± 0.437 (0.769) C:78% T:86%**	pCi/L	02/20/24 14:36	15262-20-1	
	Pace Analytical Services - Greensburg					
Total Radium	Total Radium Calculation	**0.896U ± 0.575 (1.10)**	pCi/L	02/21/24 09:48	7440-14-4	

REPORT OF LABORATORY ANALYSIS

This report shall not be reproduced, except in full,
without the written consent of Pace Analytical Services, LLC.

Pace Analytical Services, LLC
9800 Kincey Ave. Suite 100
Huntersville, NC 28078
(704)875-9092

ANALYTICAL RESULTS - RADIOCHEMISTRY

Project: Bowen AP-1- RAD
Pace Project No.: 92711021

Sample: BOW-BGWC-7 **Lab ID: 92711021020** Collected: 02/02/24 11:42 Received: 02/06/24 10:22 Matrix: Water
PWS: Site ID: Sample Type:

Parameters	Method	Act ± Unc (MDC) Carr Trac	Units	Analyzed	CAS No.	Qual
	Pace Analytical Services - Greensburg					
Radium-226	EPA 9315	**0.605 ± 0.237 (0.292) C:82% T:NA**	pCi/L	02/27/24 10:08	13982-63-3	
	Pace Analytical Services - Greensburg					
Radium-228	EPA 9320	**0.435U ± 0.331 (0.647) C:85% T:86%**	pCi/L	02/22/24 14:42	15262-20-1	
	Pace Analytical Services - Greensburg					
Total Radium	Total Radium Calculation	**1.04 ± 0.568 (0.939)**	pCi/L	02/29/24 10:48	7440-14-4	

REPORT OF LABORATORY ANALYSIS

This report shall not be reproduced, except in full,
without the written consent of Pace Analytical Services, LLC.

Pace Analytical Services, LLC
9800 Kincey Ave. Suite 100
Huntersville, NC 28078
(704)875-9092

ANALYTICAL RESULTS - RADIOCHEMISTRY

Project: Bowen AP-1- RAD
Pace Project No.: 92711021

Sample: BOW-BGWA-29 **Lab ID: 92711021021** Collected: 02/05/24 11:20 Received: 02/06/24 10:22 Matrix: Water
PWS: Site ID: Sample Type:

Parameters	Method	Act ± Unc (MDC) Carr Trac	Units	Analyzed	CAS No.	Qual
	Pace Analytical Services - Greensburg					
Radium-226	EPA 9315	**0.0395U ± 0.106 (0.254) C:90% T:NA**	pCi/L	02/27/24 10:08	13982-63-3	
	Pace Analytical Services - Greensburg					
Radium-228	EPA 9320	**0.331U ± 0.260 (0.503) C:89% T:90%**	pCi/L	02/22/24 14:42	15262-20-1	
	Pace Analytical Services - Greensburg					
Total Radium	Total Radium Calculation	**0.371U ± 0.366 (0.757)**	pCi/L	02/29/24 10:48	7440-14-4	

REPORT OF LABORATORY ANALYSIS

This report shall not be reproduced, except in full,
without the written consent of Pace Analytical Services, LLC.

Pace Analytical Services, LLC
9800 Kincey Ave. Suite 100
Huntersville, NC 28078
(704)875-9092

ANALYTICAL RESULTS - RADIOCHEMISTRY

Project: Bowen AP-1- RAD
Pace Project No.: 92711021

Sample: BOW-BGWC-18 **Lab ID: 92711021022** Collected: 02/02/24 11:22 Received: 02/06/24 10:22 Matrix: Water
PWS: Site ID: Sample Type:

Parameters	Method	Act ± Unc (MDC) Carr Trac	Units	Analyzed	CAS No.	Qual
	Pace Analytical Services - Greensburg					
Radium-226	EPA 9315	**0.143U ± 0.124 (0.228) C:86% T:NA**	pCi/L	02/27/24 15:52	13982-63-3	
	Pace Analytical Services - Greensburg					
Radium-228	EPA 9320	**0.469U ± 0.303 (0.563) C:88% T:87%**	pCi/L	02/22/24 14:42	15262-20-1	
	Pace Analytical Services - Greensburg					
Total Radium	Total Radium Calculation	**0.612U ± 0.427 (0.791)**	pCi/L	02/29/24 10:48	7440-14-4	

REPORT OF LABORATORY ANALYSIS

This report shall not be reproduced, except in full,
without the written consent of Pace Analytical Services, LLC.

Pace Analytical Services, LLC
9800 Kincey Ave. Suite 100
Huntersville, NC 28078
(704)875-9092

ANALYTICAL RESULTS - RADIOCHEMISTRY

Project: Bowen AP-1- RAD
Pace Project No.: 92711021

Sample: BOW-BGWC-19 **Lab ID: 92711021023** Collected: 02/02/24 14:00 Received: 02/06/24 10:22 Matrix: Water
PWS: Site ID: Sample Type:

Parameters	Method	Act ± Unc (MDC) Carr Trac	Units	Analyzed	CAS No.	Qual
	Pace Analytical Services - Greensburg					
Radium-226	EPA 9315	**0.194U ± 0.138 (0.239) C:91% T:NA**	pCi/L	02/27/24 10:08	13982-63-3	
	Pace Analytical Services - Greensburg					
Radium-228	EPA 9320	**0.522U ± 0.332 (0.620) C:85% T:88%**	pCi/L	02/22/24 14:42	15262-20-1	
	Pace Analytical Services - Greensburg					
Total Radium	Total Radium Calculation	**0.716U ± 0.470 (0.859)**	pCi/L	02/29/24 10:48	7440-14-4	

REPORT OF LABORATORY ANALYSIS

This report shall not be reproduced, except in full,
without the written consent of Pace Analytical Services, LLC.

Pace Analytical Services, LLC
9800 Kincey Ave. Suite 100
Huntersville, NC 28078
(704)875-9092

ANALYTICAL RESULTS - RADIOCHEMISTRY

Project: Bowen AP-1- RAD
Pace Project No.: 92711021

Sample: BOW-BGWC-20 **Lab ID: 92711021024** Collected: 02/05/24 15:32 Received: 02/06/24 10:22 Matrix: Water
PWS: Site ID: Sample Type:

Parameters	Method	Act ± Unc (MDC) Carr Trac	Units	Analyzed	CAS No.	Qual
	Pace Analytical Services - Greensburg					
Radium-226	EPA 9315	**0.290 ± 0.154 (0.221) C:91% T:NA**	pCi/L	02/27/24 10:09	13982-63-3	
	Pace Analytical Services - Greensburg					
Radium-228	EPA 9320	**0.666U ± 0.429 (0.828) C:85% T:90%**	pCi/L	02/22/24 14:42	15262-20-1	
	Pace Analytical Services - Greensburg					
Total Radium	Total Radium Calculation	**0.956U ± 0.583 (1.05)**	pCi/L	02/29/24 10:48	7440-14-4	

REPORT OF LABORATORY ANALYSIS

This report shall not be reproduced, except in full,
without the written consent of Pace Analytical Services, LLC.

Pace Analytical Services, LLC
9800 Kincey Ave. Suite 100
Huntersville, NC 28078
(704)875-9092

ANALYTICAL RESULTS - RADIOCHEMISTRY

Project: Bowen AP-1- RAD
Pace Project No.: 92711021

Sample: BOW-BGWC-21 **Lab ID: 92711021025** Collected: 02/05/24 15:31 Received: 02/06/24 10:22 Matrix: Water
PWS: Site ID: Sample Type:

Parameters	Method	Act ± Unc (MDC) Carr Trac	Units	Analyzed	CAS No.	Qual
	Pace Analytical Services - Greensburg					
Radium-226	EPA 9315	**0.143U ± 0.131 (0.250) C:83% T:NA**	pCi/L	02/27/24 10:09	13982-63-3	
	Pace Analytical Services - Greensburg					
Radium-228	EPA 9320	**0.312U ± 0.349 (0.732) C:84% T:92%**	pCi/L	02/22/24 14:42	15262-20-1	
	Pace Analytical Services - Greensburg					
Total Radium	Total Radium Calculation	**0.455U ± 0.480 (0.982)**	pCi/L	02/29/24 10:48	7440-14-4	

REPORT OF LABORATORY ANALYSIS

This report shall not be reproduced, except in full,
without the written consent of Pace Analytical Services, LLC.

Pace Analytical Services, LLC
9800 Kincey Ave. Suite 100
Huntersville, NC 28078
(704)875-9092

ANALYTICAL RESULTS - RADIOCHEMISTRY

Project: Bowen AP-1- RAD
Pace Project No.: 92711021

Sample: BOW-BGWC-31 **Lab ID: 92711021026** Collected: 02/02/24 13:12 Received: 02/06/24 10:22 Matrix: Water
PWS: Site ID: Sample Type:

Parameters	Method	Act ± Unc (MDC) Carr Trac	Units	Analyzed	CAS No.	Qual
	Pace Analytical Services - Greensburg					
Radium-226	EPA 9315	**0.682 ± 0.236 (0.218) C:86% T:NA**	pCi/L	02/27/24 10:09	13982-63-3	
	Pace Analytical Services - Greensburg					
Radium-228	EPA 9320	**0.613U ± 0.444 (0.881) C:90% T:84%**	pCi/L	02/22/24 14:43	15262-20-1	
	Pace Analytical Services - Greensburg					
Total Radium	Total Radium Calculation	**1.30 ± 0.680 (1.10)**	pCi/L	02/29/24 10:48	7440-14-4	

REPORT OF LABORATORY ANALYSIS

This report shall not be reproduced, except in full,
without the written consent of Pace Analytical Services, LLC.

Pace Analytical Services, LLC
9800 Kincey Ave. Suite 100
Huntersville, NC 28078
(704)875-9092

ANALYTICAL RESULTS - RADIOCHEMISTRY

Project: Bowen AP-1- RAD
Pace Project No.: 92711021

Sample: BOW-BGWC-25 **Lab ID: 92711021027** Collected: 02/05/24 14:42 Received: 02/06/24 10:22 Matrix: Water
PWS: Site ID: Sample Type:

Parameters	Method	Act ± Unc (MDC) Carr Trac	Units	Analyzed	CAS No.	Qual
	Pace Analytical Services - Greensburg					
Radium-226	EPA 9315	**0.187U ± 0.132 (0.225) C:91% T:NA**	pCi/L	02/27/24 15:53	13982-63-3	
	Pace Analytical Services - Greensburg					
Radium-228	EPA 9320	**0.209U ± 0.299 (0.643) C:94% T:86%**	pCi/L	02/22/24 14:43	15262-20-1	
	Pace Analytical Services - Greensburg					
Total Radium	Total Radium Calculation	**0.396U ± 0.431 (0.868)**	pCi/L	02/29/24 10:48	7440-14-4	

REPORT OF LABORATORY ANALYSIS

This report shall not be reproduced, except in full,
without the written consent of Pace Analytical Services, LLC.

Pace Analytical Services, LLC
9800 Kincey Ave. Suite 100
Huntersville, NC 28078
(704)875-9092

ANALYTICAL RESULTS - RADIOCHEMISTRY

Project: Bowen AP-1- RAD
Pace Project No.: 92711021

Sample: BOW-BGWC-34D **Lab ID: 92711021028** Collected: 02/05/24 13:10 Received: 02/06/24 10:22 Matrix: Water
PWS: Site ID: Sample Type:

Parameters	Method	Act ± Unc (MDC) Carr Trac	Units	Analyzed	CAS No.	Qual
	Pace Analytical Services - Greensburg					
Radium-226	EPA 9315	**1.63 ± 0.394 (0.278) C:86% T:NA**	pCi/L	02/27/24 10:09	13982-63-3	
	Pace Analytical Services - Greensburg					
Radium-228	EPA 9320	**0.584U ± 0.341 (0.607) C:84% T:81%**	pCi/L	02/22/24 14:43	15262-20-1	
	Pace Analytical Services - Greensburg					
Total Radium	Total Radium Calculation	**2.21 ± 0.735 (0.885)**	pCi/L	02/29/24 10:48	7440-14-4	

REPORT OF LABORATORY ANALYSIS

This report shall not be reproduced, except in full,
without the written consent of Pace Analytical Services, LLC.

Pace Analytical Services, LLC
9800 Kincey Ave. Suite 100
Huntersville, NC 28078
(704)875-9092

ANALYTICAL RESULTS - RADIOCHEMISTRY

Project: Bowen AP-1- RAD
Pace Project No.: 92711021

Sample: BOW-BGWC-51 **Lab ID: 92711021029** Collected: 02/05/24 11:11 Received: 02/06/24 10:22 Matrix: Water
PWS: Site ID: Sample Type:

Parameters	Method	Act ± Unc (MDC) Carr Trac	Units	Analyzed	CAS No.	Qual
	Pace Analytical Services - Greensburg					
Radium-226	EPA 9315	**-0.0561U ± 0.0838 (0.265) C:88% T:NA**	pCi/L	02/27/24 10:09	13982-63-3	
	Pace Analytical Services - Greensburg					
Radium-228	EPA 9320	**0.406U ± 0.315 (0.615) C:82% T:88%**	pCi/L	02/22/24 14:43	15262-20-1	
	Pace Analytical Services - Greensburg					
Total Radium	Total Radium Calculation	**0.406U ± 0.399 (0.880)**	pCi/L	02/29/24 10:48	7440-14-4	

REPORT OF LABORATORY ANALYSIS

This report shall not be reproduced, except in full,
without the written consent of Pace Analytical Services, LLC.

Pace Analytical Services, LLC
9800 Kincey Ave. Suite 100
Huntersville, NC 28078
(704)875-9092

ANALYTICAL RESULTS - RADIOCHEMISTRY

Project: Bowen AP-1- RAD
Pace Project No.: 92711021

Sample: BOW-BGWC-52 **Lab ID: 92711021030** Collected: 02/05/24 13:35 Received: 02/06/24 10:22 Matrix: Water
PWS: Site ID: Sample Type:

Parameters	Method	Act ± Unc (MDC) Carr Trac	Units	Analyzed	CAS No.	Qual
	Pace Analytical Services - Greensburg					
Radium-226	EPA 9315	**0.0624U ± 0.100 (0.223) C:92% T:NA**	pCi/L	02/27/24 10:09	13982-63-3	
	Pace Analytical Services - Greensburg					
Radium-228	EPA 9320	**0.525U ± 0.390 (0.758) C:82% T:76%**	pCi/L	02/22/24 14:43	15262-20-1	
	Pace Analytical Services - Greensburg					
Total Radium	Total Radium Calculation	**0.587U ± 0.490 (0.981)**	pCi/L	02/29/24 10:48	7440-14-4	

REPORT OF LABORATORY ANALYSIS

This report shall not be reproduced, except in full,
without the written consent of Pace Analytical Services, LLC.

Pace Analytical Services, LLC
9800 Kincey Ave. Suite 100
Huntersville, NC 28078
(704)875-9092

ANALYTICAL RESULTS - RADIOCHEMISTRY

Project: Bowen AP-1- RAD
Pace Project No.: 92711021

Sample: BOW-AP1-FD-03 **Lab ID: 92711021031** Collected: 02/05/24 00:00 Received: 02/06/24 10:22 Matrix: Water
PWS: Site ID: Sample Type:

Parameters	Method	Act ± Unc (MDC) Carr Trac	Units	Analyzed	CAS No.	Qual
	Pace Analytical Services - Greensburg					
Radium-226	EPA 9315	**0.189U ± 0.145 (0.262) C:83% T:NA**	pCi/L	02/27/24 10:09	13982-63-3	
	Pace Analytical Services - Greensburg					
Radium-228	EPA 9320	**0.200U ± 0.324 (0.703) C:86% T:82%**	pCi/L	02/22/24 14:43	15262-20-1	
	Pace Analytical Services - Greensburg					
Total Radium	Total Radium Calculation	**0.389U ± 0.469 (0.965)**	pCi/L	02/29/24 10:48	7440-14-4	

REPORT OF LABORATORY ANALYSIS

This report shall not be reproduced, except in full,
without the written consent of Pace Analytical Services, LLC.

Pace Analytical Services, LLC
9800 Kincey Ave. Suite 100
Huntersville, NC 28078
(704)875-9092

ANALYTICAL RESULTS - RADIOCHEMISTRY

Project: Bowen AP-1- RAD
Pace Project No.: 92711021

Sample: BOW-AP1-FB-03 **Lab ID: 92711021032** Collected: 02/05/24 16:25 Received: 02/06/24 10:22 Matrix: Water
PWS: Site ID: Sample Type:

Parameters	Method	Act ± Unc (MDC) Carr Trac	Units	Analyzed	CAS No.	Qual
	Pace Analytical Services - Greensburg					
Radium-226	EPA 9315	**0.0185U ± 0.0910 (0.231) C:95% T:NA**	pCi/L	02/27/24 10:12	13982-63-3	
	Pace Analytical Services - Greensburg					
Radium-228	EPA 9320	**0.192U ± 0.262 (0.560) C:83% T:94%**	pCi/L	02/22/24 14:43	15262-20-1	
	Pace Analytical Services - Greensburg					
Total Radium	Total Radium Calculation	**0.211U ± 0.353 (0.791)**	pCi/L	02/29/24 10:48	7440-14-4	

REPORT OF LABORATORY ANALYSIS

This report shall not be reproduced, except in full,
without the written consent of Pace Analytical Services, LLC.

Pace Analytical Services, LLC
9800 Kincey Ave. Suite 100
Huntersville, NC 28078
(704)875-9092

ANALYTICAL RESULTS - RADIOCHEMISTRY

Project: Bowen AP-1- RAD
Pace Project No.: 92711021

Sample: BOW-AP1-FD-02 **Lab ID: 92711021033** Collected: 02/02/24 00:00 Received: 02/06/24 10:22 Matrix: Water
PWS: Site ID: Sample Type:

Parameters	Method	Act ± Unc (MDC) Carr Trac	Units	Analyzed	CAS No.	Qual
	Pace Analytical Services - Greensburg					
Radium-226	EPA 9315	**0.171U ± 0.125 (0.216) C:92% T:NA**	pCi/L	02/27/24 10:09	13982-63-3	
	Pace Analytical Services - Greensburg					
Radium-228	EPA 9320	**0.281U ± 0.302 (0.627) C:87% T:87%**	pCi/L	02/22/24 14:43	15262-20-1	
	Pace Analytical Services - Greensburg					
Total Radium	Total Radium Calculation	**0.452U ± 0.427 (0.843)**	pCi/L	02/29/24 10:48	7440-14-4	

REPORT OF LABORATORY ANALYSIS

This report shall not be reproduced, except in full,
without the written consent of Pace Analytical Services, LLC.

Pace Analytical Services, LLC
9800 Kincey Ave. Suite 100
Huntersville, NC 28078
(704)875-9092

ANALYTICAL RESULTS - RADIOCHEMISTRY

Project: Bowen AP-1- RAD
Pace Project No.: 92711021

Sample: BOW-BGWA-33 **Lab ID: 92711021034** Collected: 02/07/24 10:25 Received: 02/09/24 12:47 Matrix: Water
PWS: Site ID: Sample Type:

Parameters	Method	Act ± Unc (MDC) Carr Trac	Units	Analyzed	CAS No.	Qual
	Pace Analytical Services - Greensburg					
Radium-226	EPA 9315	**1.19 ± 0.383 (0.352) C:102% T:NA**	pCi/L	02/28/24 07:45	13982-63-3	
	Pace Analytical Services - Greensburg					
Radium-228	EPA 9320	**0.434U ± 0.359 (0.707) C:70% T:84%**	pCi/L	02/23/24 14:11	15262-20-1	
	Pace Analytical Services - Greensburg					
Total Radium	Total Radium Calculation	**1.62 ± 0.742 (1.06)**	pCi/L	02/29/24 10:30	7440-14-4	

REPORT OF LABORATORY ANALYSIS

This report shall not be reproduced, except in full,
without the written consent of Pace Analytical Services, LLC.

Pace Analytical Services, LLC
9800 Kincey Ave. Suite 100
Huntersville, NC 28078
(704)875-9092

ANALYTICAL RESULTS - RADIOCHEMISTRY

Project: Bowen AP-1- RAD
Pace Project No.: 92711021

Sample: BOW-BGWA-2 **Lab ID: 92711021035** Collected: 02/08/24 12:13 Received: 02/09/24 12:47 Matrix: Water
PWS: Site ID: Sample Type:

Parameters	Method	Act ± Unc (MDC) Carr Trac	Units	Analyzed	CAS No.	Qual
	Pace Analytical Services - Greensburg					
Radium-226	EPA 9315	**0.350U ± 0.239 (0.399) C:91% T:NA**	pCi/L	02/28/24 07:46	13982-63-3	
	Pace Analytical Services - Greensburg					
Radium-228	EPA 9320	**0.0865U ± 0.316 (0.718) C:68% T:92%**	pCi/L	02/23/24 14:11	15262-20-1	
	Pace Analytical Services - Greensburg					
Total Radium	Total Radium Calculation	**0.437U ± 0.555 (1.12)**	pCi/L	02/29/24 10:30	7440-14-4	

REPORT OF LABORATORY ANALYSIS

This report shall not be reproduced, except in full,
without the written consent of Pace Analytical Services, LLC.

Pace Analytical Services, LLC
9800 Kincey Ave. Suite 100
Huntersville, NC 28078
(704)875-9092

ANALYTICAL RESULTS - RADIOCHEMISTRY

Project: Bowen AP-1- RAD
Pace Project No.: 92711021

Sample: BOW-BGWC-22 **Lab ID: 92711021036** Collected: 02/08/24 12:33 Received: 02/09/24 12:47 Matrix: Water
PWS: Site ID: Sample Type:

Parameters	Method	Act ± Unc (MDC) Carr Trac	Units	Analyzed	CAS No.	Qual
	Pace Analytical Services - Greensburg					
Radium-226	EPA 9315	**0.805 ± 0.324 (0.351) C:94% T:NA**	pCi/L	02/28/24 07:46	13982-63-3	
	Pace Analytical Services - Greensburg					
Radium-228	EPA 9320	**1.24 ± 0.612 (1.05) C:59% T:77%**	pCi/L	02/23/24 14:11	15262-20-1	
	Pace Analytical Services - Greensburg					
Total Radium	Total Radium Calculation	**2.05 ± 0.936 (1.40)**	pCi/L	02/29/24 10:30	7440-14-4	

REPORT OF LABORATORY ANALYSIS

This report shall not be reproduced, except in full,
without the written consent of Pace Analytical Services, LLC.

Pace Analytical Services, LLC
9800 Kincey Ave. Suite 100
Huntersville, NC 28078
(704)875-9092

ANALYTICAL RESULTS - RADIOCHEMISTRY

Project: Bowen AP-1- RAD
Pace Project No.: 92711021

Sample: BOW-BGWC-23 **Lab ID: 92711021037** Collected: 02/08/24 14:29 Received: 02/09/24 12:47 Matrix: Water
PWS: Site ID: Sample Type:

Parameters	Method	Act ± Unc (MDC) Carr Trac	Units	Analyzed	CAS No.	Qual
	Pace Analytical Services - Greensburg					
Radium-226	EPA 9315	**0.244U ± 0.212 (0.389) C:87% T:NA**	pCi/L	02/28/24 07:46	13982-63-3	
	Pace Analytical Services - Greensburg					
Radium-228	EPA 9320	**1.03U ± 0.573 (1.03) C:63% T:76%**	pCi/L	02/23/24 14:11	15262-20-1	
	Pace Analytical Services - Greensburg					
Total Radium	Total Radium Calculation	**1.27U ± 0.785 (1.42)**	pCi/L	02/29/24 10:30	7440-14-4	

REPORT OF LABORATORY ANALYSIS

This report shall not be reproduced, except in full,
without the written consent of Pace Analytical Services, LLC.

Pace Analytical Services, LLC
9800 Kincey Ave. Suite 100
Huntersville, NC 28078
(704)875-9092

ANALYTICAL RESULTS - RADIOCHEMISTRY

Project: Bowen AP-1- RAD
Pace Project No.: 92711021

Sample: BOW-BGWC-30 **Lab ID: 92711021038** Collected: 02/06/24 14:14 Received: 02/09/24 12:47 Matrix: Water
PWS: Site ID: Sample Type:

Parameters	Method	Act ± Unc (MDC) Carr Trac	Units	Analyzed	CAS No.	Qual
	Pace Analytical Services - Greensburg					
Radium-226	EPA 9315	**0.138U ± 0.205 (0.452) C:91% T:NA**	pCi/L	02/28/24 07:46	13982-63-3	
	Pace Analytical Services - Greensburg					
Radium-228	EPA 9320	**0.117U ± 0.334 (0.752) C:65% T:90%**	pCi/L	02/23/24 14:11	15262-20-1	
	Pace Analytical Services - Greensburg					
Total Radium	Total Radium Calculation	**0.255U ± 0.539 (1.20)**	pCi/L	02/29/24 10:30	7440-14-4	

REPORT OF LABORATORY ANALYSIS

This report shall not be reproduced, except in full,
without the written consent of Pace Analytical Services, LLC.

Pace Analytical Services, LLC
9800 Kincey Ave. Suite 100
Huntersville, NC 28078
(704)875-9092

ANALYTICAL RESULTS - RADIOCHEMISTRY

Project: Bowen AP-1- RAD
Pace Project No.: 92711021

Sample: BOW-BGWC-38D **Lab ID: 92711021039** Collected: 02/06/24 16:07 Received: 02/09/24 12:47 Matrix: Water
PWS: Site ID: Sample Type:

Parameters	Method	Act ± Unc (MDC) Carr Trac	Units	Analyzed	CAS No.	Qual
	Pace Analytical Services - Greensburg					
Radium-226	EPA 9315	**1.97 ± 0.544 (0.457) C:88% T:NA**	pCi/L	02/28/24 07:47	13982-63-3	
	Pace Analytical Services - Greensburg					
Radium-228	EPA 9320	**1.22 ± 0.534 (0.865) C:66% T:84%**	pCi/L	02/23/24 14:11	15262-20-1	
	Pace Analytical Services - Greensburg					
Total Radium	Total Radium Calculation	**3.19 ± 1.08 (1.32)**	pCi/L	02/29/24 10:30	7440-14-4	

REPORT OF LABORATORY ANALYSIS

This report shall not be reproduced, except in full,
without the written consent of Pace Analytical Services, LLC.

Pace Analytical Services, LLC
9800 Kincey Ave. Suite 100
Huntersville, NC 28078
(704)875-9092

ANALYTICAL RESULTS - RADIOCHEMISTRY

Project: Bowen AP-1- RAD
Pace Project No.: 92711021

Sample: BOW-BGWC-35D **Lab ID: 92711021040** Collected: 02/07/24 10:57 Received: 02/09/24 12:47 Matrix: Water
PWS: Site ID: Sample Type:

Parameters	Method	Act ± Unc (MDC) Carr Trac	Units	Analyzed	CAS No.	Qual
	Pace Analytical Services - Greensburg					
Radium-226	EPA 9315	**1.61 ± 0.467 (0.380) C:91% T:NA**	pCi/L	02/28/24 07:47	13982-63-3	
	Pace Analytical Services - Greensburg					
Radium-228	EPA 9320	**1.13U ± 0.656 (1.24) C:67% T:79%**	pCi/L	02/23/24 14:12	15262-20-1	
	Pace Analytical Services - Greensburg					
Total Radium	Total Radium Calculation	**2.74 ± 1.12 (1.62)**	pCi/L	02/29/24 10:30	7440-14-4	

REPORT OF LABORATORY ANALYSIS

This report shall not be reproduced, except in full,
without the written consent of Pace Analytical Services, LLC.

Pace Analytical Services, LLC
9800 Kincey Ave. Suite 100
Huntersville, NC 28078
(704)875-9092

ANALYTICAL RESULTS - RADIOCHEMISTRY

Project: Bowen AP-1- RAD
Pace Project No.: 92711021

Sample: BOW-BGWC-37D **Lab ID: 92711021041** Collected: 02/07/24 13:17 Received: 02/09/24 12:47 Matrix: Water
PWS: Site ID: Sample Type:

Parameters	Method	Act ± Unc (MDC) Carr Trac	Units	Analyzed	CAS No.	Qual
	Pace Analytical Services - Greensburg					
Radium-226	EPA 9315	**0.757 ± 0.331 (0.433) C:86% T:NA**	pCi/L	02/28/24 07:47	13982-63-3	
	Pace Analytical Services - Greensburg					
Radium-228	EPA 9320	**1.54 ± 0.664 (1.11) C:61% T:84%**	pCi/L	02/23/24 14:12	15262-20-1	
	Pace Analytical Services - Greensburg					
Total Radium	Total Radium Calculation	**2.30 ± 0.995 (1.54)**	pCi/L	02/29/24 10:30	7440-14-4	

REPORT OF LABORATORY ANALYSIS

This report shall not be reproduced, except in full,
without the written consent of Pace Analytical Services, LLC.

Pace Analytical Services, LLC
9800 Kincey Ave. Suite 100
Huntersville, NC 28078
(704)875-9092

ANALYTICAL RESULTS - RADIOCHEMISTRY

Project: Bowen AP-1- RAD
Pace Project No.: 92711021

Sample: BOW-BGWC-32 **Lab ID: 92711021042** Collected: 02/08/24 09:41 Received: 02/09/24 12:47 Matrix: Water
PWS: Site ID: Sample Type:

Parameters	Method	Act ± Unc (MDC) Carr Trac	Units	Analyzed	CAS No.	Qual
	Pace Analytical Services - Greensburg					
Radium-226	EPA 9315	**0.494 ± 0.244 (0.306) C:89% T:NA**	pCi/L	02/28/24 07:47	13982-63-3	
	Pace Analytical Services - Greensburg					
Radium-228	EPA 9320	**0.445U ± 0.507 (1.07) C:62% T:89%**	pCi/L	02/23/24 14:12	15262-20-1	
	Pace Analytical Services - Greensburg					
Total Radium	Total Radium Calculation	**0.939U ± 0.751 (1.38)**	pCi/L	02/29/24 10:30	7440-14-4	

REPORT OF LABORATORY ANALYSIS

This report shall not be reproduced, except in full,
without the written consent of Pace Analytical Services, LLC.

Pace Analytical Services, LLC
9800 Kincey Ave. Suite 100
Huntersville, NC 28078
(704)875-9092

ANALYTICAL RESULTS - RADIOCHEMISTRY

Project: Bowen AP-1- RAD
Pace Project No.: 92711021

Sample: BOW-BGWC-49D **Lab ID: 92711021043** Collected: 02/06/24 16:01 Received: 02/09/24 12:47 Matrix: Water
PWS: Site ID: Sample Type:

Parameters	Method	Act ± Unc (MDC) Carr Trac	Units	Analyzed	CAS No.	Qual
	Pace Analytical Services - Greensburg					
Radium-226	EPA 9315	**0.733 ± 0.313 (0.384) C:91% T:NA**	pCi/L	02/28/24 07:47	13982-63-3	
	Pace Analytical Services - Greensburg					
Radium-228	EPA 9320	**1.52 ± 0.688 (1.17) C:64% T:83%**	pCi/L	02/23/24 14:12	15262-20-1	
	Pace Analytical Services - Greensburg					
Total Radium	Total Radium Calculation	**2.25 ± 1.00 (1.55)**	pCi/L	02/29/24 10:30	7440-14-4	

REPORT OF LABORATORY ANALYSIS

This report shall not be reproduced, except in full,
without the written consent of Pace Analytical Services, LLC.

Pace Analytical Services, LLC
9800 Kincey Ave. Suite 100
Huntersville, NC 28078
(704)875-9092

ANALYTICAL RESULTS - RADIOCHEMISTRY

Project: Bowen AP-1- RAD
Pace Project No.: 92711021

Sample: BOW-BGWC-40 **Lab ID: 92711021044** Collected: 02/07/24 12:44 Received: 02/09/24 12:47 Matrix: Water
PWS: Site ID: Sample Type:

Parameters	Method	Act ± Unc (MDC) Carr Trac	Units	Analyzed	CAS No.	Qual
	Pace Analytical Services - Greensburg					
Radium-226	EPA 9315	**0.292U ± 0.233 (0.427) C:88% T:NA**	pCi/L	02/28/24 07:34	13982-63-3	
	Pace Analytical Services - Greensburg					
Radium-228	EPA 9320	**0.271U ± 0.327 (0.689) C:77% T:86%**	pCi/L	02/29/24 11:38	15262-20-1	
	Pace Analytical Services - Greensburg					
Total Radium	Total Radium Calculation	**0.563U ± 0.560 (1.12)**	pCi/L	03/05/24 14:33	7440-14-4	

REPORT OF LABORATORY ANALYSIS

This report shall not be reproduced, except in full,
without the written consent of Pace Analytical Services, LLC.

Pace Analytical Services, LLC
9800 Kincey Ave. Suite 100
Huntersville, NC 28078
(704)875-9092

ANALYTICAL RESULTS - RADIOCHEMISTRY

Project: Bowen AP-1- RAD
Pace Project No.: 92711021

Sample: BOW-BGWC-41D **Lab ID: 92711021045** Collected: 02/07/24 15:02 Received: 02/09/24 12:47 Matrix: Water
PWS: Site ID: Sample Type:

Parameters	Method	Act ± Unc (MDC) Carr Trac	Units	Analyzed	CAS No.	Qual
	Pace Analytical Services - Greensburg					
Radium-226	EPA 9315	**0.957 ± 0.284 (0.218) C:92% T:NA**	pCi/L	02/28/24 07:35	13982-63-3	
	Pace Analytical Services - Greensburg					
Radium-228	EPA 9320	**0.445U ± 0.371 (0.738) C:77% T:83%**	pCi/L	02/29/24 11:38	15262-20-1	
	Pace Analytical Services - Greensburg					
Total Radium	Total Radium Calculation	**1.40 ± 0.655 (0.956)**	pCi/L	03/05/24 14:33	7440-14-4	

REPORT OF LABORATORY ANALYSIS

This report shall not be reproduced, except in full,
without the written consent of Pace Analytical Services, LLC.

Pace Analytical Services, LLC
9800 Kincey Ave. Suite 100
Huntersville, NC 28078
(704)875-9092

ANALYTICAL RESULTS - RADIOCHEMISTRY

Project: Bowen AP-1- RAD
Pace Project No.: 92711021

Sample: BOW-BGWC-42D **Lab ID: 92711021046** Collected: 02/07/24 16:01 Received: 02/09/24 12:47 Matrix: Water
PWS: Site ID: Sample Type:

Parameters	Method	Act ± Unc (MDC) Carr Trac	Units	Analyzed	CAS No.	Qual
	Pace Analytical Services - Greensburg					
Radium-226	EPA 9315	**0.290 ± 0.151 (0.189) C:96% T:NA**	pCi/L	02/28/24 07:36	13982-63-3	
	Pace Analytical Services - Greensburg					
Radium-228	EPA 9320	**0.150U ± 0.359 (0.800) C:70% T:83%**	pCi/L	02/29/24 11:38	15262-20-1	
	Pace Analytical Services - Greensburg					
Total Radium	Total Radium Calculation	**0.440U ± 0.510 (0.989)**	pCi/L	03/05/24 14:33	7440-14-4	

REPORT OF LABORATORY ANALYSIS

This report shall not be reproduced, except in full,
without the written consent of Pace Analytical Services, LLC.

Pace Analytical Services, LLC
9800 Kincey Ave. Suite 100
Huntersville, NC 28078
(704)875-9092

ANALYTICAL RESULTS - RADIOCHEMISTRY

Project: Bowen AP-1- RAD
Pace Project No.: 92711021

Sample: BOW-BGWC-39 **Lab ID: 92711021047** Collected: 02/08/24 10:50 Received: 02/09/24 12:47 Matrix: Water
PWS: Site ID: Sample Type:

Parameters	Method	Act ± Unc (MDC) Carr Trac	Units	Analyzed	CAS No.	Qual
	Pace Analytical Services - Greensburg					
Radium-226	EPA 9315	**0.0415U ± 0.105 (0.253) C:94% T:NA**	pCi/L	02/27/24 15:55	13982-63-3	
	Pace Analytical Services - Greensburg					
Radium-228	EPA 9320	**0.354U ± 0.359 (0.738) C:71% T:81%**	pCi/L	02/29/24 11:38	15262-20-1	
	Pace Analytical Services - Greensburg					
Total Radium	Total Radium Calculation	**0.396U ± 0.464 (0.991)**	pCi/L	03/05/24 14:33	7440-14-4	

REPORT OF LABORATORY ANALYSIS

This report shall not be reproduced, except in full,
without the written consent of Pace Analytical Services, LLC.

Pace Analytical Services, LLC
9800 Kincey Ave. Suite 100
Huntersville, NC 28078
(704)875-9092

ANALYTICAL RESULTS - RADIOCHEMISTRY

Project: Bowen AP-1- RAD
Pace Project No.: 92711021

Sample: BOW-AP1-FD-04 **Lab ID: 92711021048** Collected: 02/07/24 00:00 Received: 02/09/24 12:47 Matrix: Water
PWS: Site ID: Sample Type:

Parameters	Method	Act ± Unc (MDC) Carr Trac	Units	Analyzed	CAS No.	Qual
	Pace Analytical Services - Greensburg					
Radium-226	EPA 9315	**1.11 ± 0.310 (0.209) C:92% T:NA**	pCi/L	02/28/24 07:38	13982-63-3	
	Pace Analytical Services - Greensburg					
Radium-228	EPA 9320	**0.423U ± 0.332 (0.649) C:79% T:81%**	pCi/L	02/29/24 11:38	15262-20-1	
	Pace Analytical Services - Greensburg					
Total Radium	Total Radium Calculation	**1.53 ± 0.642 (0.858)**	pCi/L	03/05/24 14:33	7440-14-4	

REPORT OF LABORATORY ANALYSIS

This report shall not be reproduced, except in full,
without the written consent of Pace Analytical Services, LLC.

Pace Analytical Services, LLC
9800 Kincey Ave. Suite 100
Huntersville, NC 28078
(704)875-9092

ANALYTICAL RESULTS - RADIOCHEMISTRY

Project: Bowen AP-1- RAD
Pace Project No.: 92711021

Sample: BOW-AP1-FB-04 **Lab ID: 92711021049** Collected: 02/07/24 14:34 Received: 02/09/24 12:47 Matrix: Water
PWS: Site ID: Sample Type:

Parameters	Method	Act ± Unc (MDC) Carr Trac	Units	Analyzed	CAS No.	Qual
	Pace Analytical Services - Greensburg					
Radium-226	EPA 9315	**0.0290U ± 0.110 (0.273) C:93% T:NA**	pCi/L	02/28/24 07:38	13982-63-3	
	Pace Analytical Services - Greensburg					
Radium-228	EPA 9320	**0.0617U ± 0.294 (0.675) C:76% T:83%**	pCi/L	02/29/24 11:39	15262-20-1	
	Pace Analytical Services - Greensburg					
Total Radium	Total Radium Calculation	**0.0907U ± 0.404 (0.948)**	pCi/L	03/05/24 14:33	7440-14-4	

REPORT OF LABORATORY ANALYSIS

This report shall not be reproduced, except in full,
without the written consent of Pace Analytical Services, LLC.

Pace Analytical Services, LLC
9800 Kincey Ave. Suite 100
Huntersville, NC 28078
(704)875-9092

ANALYTICAL RESULTS - RADIOCHEMISTRY

Project: Bowen AP-1- RAD
Pace Project No.: 92711021

Sample: BOW-AP1-EB-02 **Lab ID: 92711021050** Collected: 02/08/24 14:55 Received: 02/09/24 12:47 Matrix: Water
PWS: Site ID: Sample Type:

Parameters	Method	Act ± Unc (MDC) Carr Trac	Units	Analyzed	CAS No.	Qual
	Pace Analytical Services - Greensburg					
Radium-226	EPA 9315	**0.0428U ± 0.0980 (0.232) C:93% T:NA**	pCi/L	02/28/24 07:41	13982-63-3	
	Pace Analytical Services - Greensburg					
Radium-228	EPA 9320	**0.509U ± 0.347 (0.664) C:83% T:89%**	pCi/L	02/29/24 11:38	15262-20-1	
	Pace Analytical Services - Greensburg					
Total Radium	Total Radium Calculation	**0.552U ± 0.445 (0.896)**	pCi/L	03/05/24 14:33	7440-14-4	

REPORT OF LABORATORY ANALYSIS

This report shall not be reproduced, except in full,
without the written consent of Pace Analytical Services, LLC.

Pace Analytical Services, LLC
9800 Kincey Ave. Suite 100
Huntersville, NC 28078
(704)875-9092

QUALITY CONTROL - RADIOCHEMISTRY

Project: Bowen AP-1- RAD
Pace Project No.: 92711021

QC Batch: 647678
QC Batch Method: EPA 9320
Analysis Method: EPA 9320
Analysis Description: 9320 Radium 228
Laboratory: Pace Analytical Services - Greensburg
Associated Lab Samples: 92711021020, 92711021021, 92711021022, 92711021023, 92711021024, 92711021025, 92711021026, 92711021027, 92711021028, 92711021029, 92711021030, 92711021031, 92711021032, 92711021033

METHOD BLANK: 3156333
Matrix: Water
Associated Lab Samples: 92711021020, 92711021021, 92711021022, 92711021023, 92711021024, 92711021025, 92711021026, 92711021027, 92711021028, 92711021029, 92711021030, 92711021031, 92711021032, 92711021033

Parameter	Act ± Unc (MDC) Carr Trac	Units	Analyzed	Qualifiers
Radium-228	0.591 ± 0.314 (0.546) C:85% T:84%	pCi/L	02/22/24 11:23	

Results presented on this page are in the units indicated by the "Units" column except where an alternate unit is presented to the right of the result.

REPORT OF LABORATORY ANALYSIS

This report shall not be reproduced, except in full,
without the written consent of Pace Analytical Services, LLC.

Pace Analytical Services, LLC
9800 Kincey Ave. Suite 100
Huntersville, NC 28078
(704)875-9092

QUALITY CONTROL - RADIOCHEMISTRY

Project: Bowen AP-1- RAD
Pace Project No.: 92711021

QC Batch: 646854
QC Batch Method: EPA 9315
Analysis Method: EPA 9315
Analysis Description: 9315 Total Radium
Laboratory: Pace Analytical Services - Greensburg
Associated Lab Samples: 92711021007, 92711021008, 92711021009, 92711021010, 92711021011, 92711021012, 92711021013, 92711021014, 92711021015, 92711021016

METHOD BLANK: 3151499
Matrix: Water
Associated Lab Samples: 92711021007, 92711021008, 92711021009, 92711021010, 92711021011, 92711021012, 92711021013, 92711021014, 92711021015, 92711021016

Parameter	Act ± Unc (MDC) Carr Trac	Units	Analyzed	Qualifiers
Radium-226	-0.00280 ± 0.138 (0.384) C:90% T:NA	pCi/L	02/16/24 08:25	

Results presented on this page are in the units indicated by the "Units" column except where an alternate unit is presented to the right of the result.

REPORT OF LABORATORY ANALYSIS

This report shall not be reproduced, except in full,
without the written consent of Pace Analytical Services, LLC.

Pace Analytical Services, LLC
9800 Kincey Ave. Suite 100
Huntersville, NC 28078
(704)875-9092

QUALITY CONTROL - RADIOCHEMISTRY

Project: Bowen AP-1- RAD
Pace Project No.: 92711021

QC Batch: 647934
QC Batch Method: EPA 9315
Analysis Method: EPA 9315
Analysis Description: 9315 Total Radium
Laboratory: Pace Analytical Services - Greensburg
Associated Lab Samples: 92711021020, 92711021021, 92711021022, 92711021023, 92711021024, 92711021025, 92711021026, 92711021027, 92711021028, 92711021029, 92711021030, 92711021031, 92711021032, 92711021033

METHOD BLANK: 3157784
Matrix: Water
Associated Lab Samples: 92711021020, 92711021021, 92711021022, 92711021023, 92711021024, 92711021025, 92711021026, 92711021027, 92711021028, 92711021029, 92711021030, 92711021031, 92711021032, 92711021033

Parameter	Act ± Unc (MDC) Carr Trac	Units	Analyzed	Qualifiers
Radium-226	0.0340 ± 0.0895 (0.216) C:94% T:NA	pCi/L	02/27/24 10:08	

Results presented on this page are in the units indicated by the "Units" column except where an alternate unit is presented to the right of the result.

REPORT OF LABORATORY ANALYSIS

This report shall not be reproduced, except in full,
without the written consent of Pace Analytical Services, LLC.

Pace Analytical Services, LLC
9800 Kincey Ave. Suite 100
Huntersville, NC 28078
(704)875-9092

QUALITY CONTROL - RADIOCHEMISTRY

Project: Bowen AP-1- RAD
Pace Project No.: 92711021

QC Batch: 649257 Analysis Method: EPA 9320
QC Batch Method: EPA 9320 Analysis Description: 9320 Radium 228
Laboratory: Pace Analytical Services - Greensburg
Associated Lab Samples: 92711021044, 92711021045, 92711021046, 92711021047, 92711021048, 92711021049, 92711021050

METHOD BLANK: 3163857 Matrix: Water
Associated Lab Samples: 92711021044, 92711021045, 92711021046, 92711021047, 92711021048, 92711021049, 92711021050

Parameter	Act ± Unc (MDC) Carr Trac	Units	Analyzed	Qualifiers
Radium-228	-0.0557 ± 0.253 (0.622) C:76% T:84%	pCi/L	02/29/24 11:37	

Results presented on this page are in the units indicated by the "Units" column except where an alternate unit is presented to the right of the result.

REPORT OF LABORATORY ANALYSIS

This report shall not be reproduced, except in full,
without the written consent of Pace Analytical Services, LLC.

Pace Analytical Services, LLC
9800 Kincey Ave. Suite 100
Huntersville, NC 28078
(704)875-9092

QUALITY CONTROL - RADIOCHEMISTRY

Project: Bowen AP-1- RAD
Pace Project No.: 92711021

QC Batch: 646856
QC Batch Method: EPA 9315
Analysis Method: EPA 9315
Analysis Description: 9315 Total Radium
Laboratory: Pace Analytical Services - Greensburg
Associated Lab Samples: 92711021017, 92711021018, 92711021019

METHOD BLANK: 3151500 Matrix: Water
Associated Lab Samples: 92711021017, 92711021018, 92711021019

Parameter	Act ± Unc (MDC) Carr Trac	Units	Analyzed	Qualifiers
Radium-226	0.0973 ± 0.147 (0.324) C:100% T:NA	pCi/L	02/19/24 08:57	

Results presented on this page are in the units indicated by the "Units" column except where an alternate unit is presented to the right of the result.

REPORT OF LABORATORY ANALYSIS

This report shall not be reproduced, except in full,
without the written consent of Pace Analytical Services, LLC.

Pace Analytical Services, LLC
9800 Kincey Ave. Suite 100
Huntersville, NC 28078
(704)875-9092

QUALITY CONTROL - RADIOCHEMISTRY

Project: Bowen AP-1- RAD
Pace Project No.: 92711021

QC Batch: 649226
QC Batch Method: EPA 9315
Analysis Method: EPA 9315
Analysis Description: 9315 Total Radium
Laboratory: Pace Analytical Services - Greensburg
Associated Lab Samples: 92711021034, 92711021035, 92711021036, 92711021037, 92711021038, 92711021039, 92711021040, 92711021041, 92711021042, 92711021043, 92711021044

METHOD BLANK: 3163747 Matrix: Water
Associated Lab Samples: 92711021034, 92711021035, 92711021036, 92711021037, 92711021038, 92711021039, 92711021040, 92711021041, 92711021042, 92711021043, 92711021044

Parameter	Act ± Unc (MDC) Carr Trac	Units	Analyzed	Qualifiers
Radium-226	-0.0292 ± 0.237 (0.633) C:94% T:NA	pCi/L	02/27/24 10:10	

Results presented on this page are in the units indicated by the "Units" column except where an alternate unit is presented to the right of the result.

REPORT OF LABORATORY ANALYSIS

This report shall not be reproduced, except in full,
without the written consent of Pace Analytical Services, LLC.

Pace Analytical Services, LLC
9800 Kincey Ave. Suite 100
Huntersville, NC 28078
(704)875-9092

QUALITY CONTROL - RADIOCHEMISTRY

Project: Bowen AP-1- RAD
Pace Project No.: 92711021

QC Batch: 648795
QC Batch Method: EPA 9320
Analysis Method: EPA 9320
Analysis Description: 9320 Radium 228
Laboratory: Pace Analytical Services - Greensburg
Associated Lab Samples: 92711021034, 92711021035, 92711021036, 92711021037, 92711021038, 92711021039, 92711021040, 92711021041, 92711021042, 92711021043

METHOD BLANK: 3161393 Matrix: Water
Associated Lab Samples: 92711021034, 92711021035, 92711021036, 92711021037, 92711021038, 92711021039, 92711021040, 92711021041, 92711021042, 92711021043

Parameter	Act ± Unc (MDC) Carr Trac	Units	Analyzed	Qualifiers
Radium-228	0.220 ± 0.276 (0.582) C:75% T:93%	pCi/L	02/23/24 11:08	

Results presented on this page are in the units indicated by the "Units" column except where an alternate unit is presented to the right of the result.

REPORT OF LABORATORY ANALYSIS

This report shall not be reproduced, except in full,
without the written consent of Pace Analytical Services, LLC.

Pace Analytical Services, LLC
9800 Kincey Ave. Suite 100
Huntersville, NC 28078
(704)875-9092

QUALITY CONTROL - RADIOCHEMISTRY

Project: Bowen AP-1- RAD
Pace Project No.: 92711021

QC Batch: 646986
QC Batch Method: EPA 9320
Analysis Method: EPA 9320
Analysis Description: 9320 Radium 228
Laboratory: Pace Analytical Services - Greensburg
Associated Lab Samples: 92711021015, 92711021016, 92711021017, 92711021018, 92711021019

METHOD BLANK: 3152359 Matrix: Water
Associated Lab Samples: 92711021015, 92711021016, 92711021017, 92711021018, 92711021019

Parameter	Act ± Unc (MDC) Carr Trac	Units	Analyzed	Qualifiers
Radium-228	0.305 ± 0.286 (0.582) C:86% T:87%	pCi/L	02/20/24 11:22	

Results presented on this page are in the units indicated by the "Units" column except where an alternate unit is presented to the right of the result.

REPORT OF LABORATORY ANALYSIS

This report shall not be reproduced, except in full,
without the written consent of Pace Analytical Services, LLC.

Pace Analytical Services, LLC
9800 Kincey Ave. Suite 100
Huntersville, NC 28078
(704)875-9092

QUALITY CONTROL - RADIOCHEMISTRY

Project: Bowen AP-1- RAD
Pace Project No.: 92711021

QC Batch: 646549 | Analysis Method: EPA 9320
QC Batch Method: EPA 9320 | Analysis Description: 9320 Radium 228
Laboratory: Pace Analytical Services - Greensburg
Associated Lab Samples: 92711021001, 92711021002, 92711021003, 92711021004, 92711021005, 92711021006

METHOD BLANK: 3149922 Matrix: Water
Associated Lab Samples: 92711021001, 92711021002, 92711021003, 92711021004, 92711021005, 92711021006

Parameter	Act ± Unc (MDC) Carr Trac	Units	Analyzed	Qualifiers
Radium-228	0.178 ± 0.315 (0.689) C:84% T:86%	pCi/L	02/14/24 14:52	

Results presented on this page are in the units indicated by the "Units" column except where an alternate unit is presented to the right of the result.

REPORT OF LABORATORY ANALYSIS

This report shall not be reproduced, except in full,
without the written consent of Pace Analytical Services, LLC.

Pace Analytical Services, LLC
9800 Kincey Ave. Suite 100
Huntersville, NC 28078
(704)875-9092

QUALITY CONTROL - RADIOCHEMISTRY

Project: Bowen AP-1- RAD
Pace Project No.: 92711021

QC Batch: 649569 Analysis Method: EPA 9315
QC Batch Method: EPA 9315 Analysis Description: 9315 Total Radium
Laboratory: Pace Analytical Services - Greensburg
Associated Lab Samples: 92711021045, 92711021046, 92711021047, 92711021048, 92711021049, 92711021050

METHOD BLANK: 3165288 Matrix: Water
Associated Lab Samples: 92711021045, 92711021046, 92711021047, 92711021048, 92711021049, 92711021050

Parameter	Act ± Unc (MDC) Carr Trac	Units	Analyzed	Qualifiers
Radium-226	0.0147 ± 0.129 (0.325) C:96% T:NA	pCi/L	02/28/24 07:38	

Results presented on this page are in the units indicated by the "Units" column except where an alternate unit is presented to the right of the result.

REPORT OF LABORATORY ANALYSIS

This report shall not be reproduced, except in full,
without the written consent of Pace Analytical Services, LLC.

Pace Analytical Services, LLC
9800 Kincey Ave. Suite 100
Huntersville, NC 28078
(704)875-9092

QUALITY CONTROL - RADIOCHEMISTRY

Project: Bowen AP-1- RAD
Pace Project No.: 92711021

QC Batch: 646984
QC Batch Method: EPA 9320
Analysis Method: EPA 9320
Analysis Description: 9320 Radium 228
Laboratory: Pace Analytical Services - Greensburg
Associated Lab Samples: 92711021007, 92711021008, 92711021009, 92711021010, 92711021011, 92711021012, 92711021013, 92711021014

METHOD BLANK: 3152356 Matrix: Water
Associated Lab Samples: 92711021007, 92711021008, 92711021009, 92711021010, 92711021011, 92711021012, 92711021013, 92711021014

Parameter	Act ± Unc (MDC) Carr Trac	Units	Analyzed	Qualifiers
Radium-228	0.898 ± 0.401 (0.652) C:84% T:81%	pCi/L	02/20/24 11:21	

Results presented on this page are in the units indicated by the "Units" column except where an alternate unit is presented to the right of the result.

REPORT OF LABORATORY ANALYSIS

This report shall not be reproduced, except in full,
without the written consent of Pace Analytical Services, LLC.

Pace Analytical Services, LLC
9800 Kincey Ave. Suite 100
Huntersville, NC 28078
(704)875-9092

QUALITY CONTROL - RADIOCHEMISTRY

Project: Bowen AP-1- RAD
Pace Project No.: 92711021

QC Batch: 646418 | Analysis Method: EPA 9315
QC Batch Method: EPA 9315 | Analysis Description: 9315 Total Radium
Laboratory: Pace Analytical Services - Greensburg
Associated Lab Samples: 92711021001, 92711021002, 92711021003, 92711021004, 92711021005, 92711021006

METHOD BLANK: 3149577 Matrix: Water
Associated Lab Samples: 92711021001, 92711021002, 92711021003, 92711021004, 92711021005, 92711021006

Parameter	Act ± Unc (MDC) Carr Trac	Units	Analyzed	Qualifiers
Radium-226	0.0659 ± 0.0944 (0.204) C:100% T:NA	pCi/L	02/15/24 08:16	

Results presented on this page are in the units indicated by the "Units" column except where an alternate unit is presented to the right of the result.

REPORT OF LABORATORY ANALYSIS

This report shall not be reproduced, except in full,
without the written consent of Pace Analytical Services, LLC.

Pace Analytical Services, LLC
9800 Kincey Ave. Suite 100
Huntersville, NC 28078
(704)875-9092

QUALIFIERS

Project: Bowen AP-1- RAD
Pace Project No.: 92711021

DEFINITIONS

DF - Dilution Factor, if reported, represents the factor applied to the reported data due to dilution of the sample aliquot.

ND - Not Detected at or above adjusted reporting limit.

TNTC - Too Numerous To Count

J - Estimated concentration above the adjusted method detection limit and below the adjusted reporting limit.

MDL - Adjusted Method Detection Limit.

PQL - Practical Quantitation Limit.

RL - Reporting Limit - The lowest concentration value that meets project requirements for quantitative data with known precision and bias for a specific analyte in a specific matrix.

S - Surrogate

1,2-Diphenylhydrazine decomposes to and cannot be separated from Azobenzene using Method 8270. The result for each analyte is a combined concentration.

Consistent with EPA guidelines, unrounded data are displayed and have been used to calculate % recovery and RPD values.

LCS(D) - Laboratory Control Sample (Duplicate)

MS(D) - Matrix Spike (Duplicate)

DUP - Sample Duplicate

RPD - Relative Percent Difference

NC - Not Calculable.

SG - Silica Gel - Clean-Up

U - Indicates the compound was analyzed for, but not detected.

Acid preservation may not be appropriate for 2 Chloroethylvinyl ether.

A separate vial preserved to a pH of 4-5 is recommended in SW846 Chapter 4 for the analysis of Acrolein and Acrylonitrile by EPA Method 8260.

N-Nitrosodiphenylamine decomposes and cannot be separated from Diphenylamine using Method 8270. The result reported for each analyte is a combined concentration.

Reported results are not rounded until the final step prior to reporting. Therefore, calculated parameters that are typically reported as "Total" may vary slightly from the sum of the reported component parameters.

Act - Activity

Unc - Uncertainty: SDWA = 1.96 sigma count uncertainty, all other matrices = Expanded Uncertainty (95% confidence interval). Gamma Spec = Expanded Uncertainty (95.4% Confidence Interval)

(MDC) - Minimum Detectable Concentration

Trac - Tracer Recovery (%)

Carr - Carrier Recovery (%)

Pace Analytical is TNI accredited. Contact your Pace PM for the current list of accredited analytes.

TNI - The NELAC Institute.

This report shall not be reproduced, except in full,
without the written consent of Pace Analytical Services, LLC.

Pace Analytical Services, LLC
9800 Kincey Ave. Suite 100
Huntersville, NC 28078
(704)875-9092

QUALITY CONTROL DATA CROSS REFERENCE TABLE

Project: Bowen AP-1- RAD
Pace Project No.: 92711021

Lab ID	Sample ID	QC Batch Method	QC Batch	Analytical Method	Analytical Batch
92711021001	**BOW-BGWC-24**	EPA 9315	646418		
92711021002	**BOW-BGWC-36D**	EPA 9315	646418		
92711021003	**BOW-BGWC-43D**	EPA 9315	646418		
92711021004	**BOW-AP1-FD-01**	EPA 9315	646418		
92711021005	**BOW-AP1-FB-01**	EPA 9315	646418		
92711021006	**BOW-AP1-EB-01**	EPA 9315	646418		
92711021007	**BOW-BGWA-47D**	EPA 9315	646854		
92711021008	**BOW-BGWA-48D**	EPA 9315	646854		
92711021009	**BOW-BGWC-8**	EPA 9315	646854		
92711021010	**BOW-BGWC-9**	EPA 9315	646854		
92711021011	**BOW-BGWC-10**	EPA 9315	646854		
92711021012	**BOW-BGWC-12**	EPA 9315	646854		
92711021013	**BOW-BGWC-14A**	EPA 9315	646854		
92711021014	**BOW-BGWC-16**	EPA 9315	646854		
92711021015	**BOW-BGWC-17**	EPA 9315	646854		
92711021016	**BOW-BGWA-6**	EPA 9315	646854		
92711021017	**BOW-BGWC-44D**	EPA 9315	646856		
92711021018	**BOW-BGWC-50D**	EPA 9315	646856		
92711021019	**BOW-AP1-FB-02**	EPA 9315	646856		
92711021020	**BOW-BGWC-7**	EPA 9315	647934		
92711021021	**BOW-BGWA-29**	EPA 9315	647934		
92711021022	**BOW-BGWC-18**	EPA 9315	647934		
92711021023	**BOW-BGWC-19**	EPA 9315	647934		
92711021024	**BOW-BGWC-20**	EPA 9315	647934		
92711021025	**BOW-BGWC-21**	EPA 9315	647934		
92711021026	**BOW-BGWC-31**	EPA 9315	647934		
92711021027	**BOW-BGWC-25**	EPA 9315	647934		
92711021028	**BOW-BGWC-34D**	EPA 9315	647934		
92711021029	**BOW-BGWC-51**	EPA 9315	647934		
92711021030	**BOW-BGWC-52**	EPA 9315	647934		
92711021031	**BOW-AP1-FD-03**	EPA 9315	647934		
92711021032	**BOW-AP1-FB-03**	EPA 9315	647934		
92711021033	**BOW-AP1-FD-02**	EPA 9315	647934		
92711021034	**BOW-BGWA-33**	EPA 9315	649226		
92711021035	**BOW-BGWA-2**	EPA 9315	649226		
92711021036	**BOW-BGWC-22**	EPA 9315	649226		
92711021037	**BOW-BGWC-23**	EPA 9315	649226		
92711021038	**BOW-BGWC-30**	EPA 9315	649226		
92711021039	**BOW-BGWC-38D**	EPA 9315	649226		
92711021040	**BOW-BGWC-35D**	EPA 9315	649226		
92711021041	**BOW-BGWC-37D**	EPA 9315	649226		
92711021042	**BOW-BGWC-32**	EPA 9315	649226		
92711021043	**BOW-BGWC-49D**	EPA 9315	649226		
92711021044	**BOW-BGWC-40**	EPA 9315	649226		
92711021045	**BOW-BGWC-41D**	EPA 9315	649569		
92711021046	**BOW-BGWC-42D**	EPA 9315	649569		

REPORT OF LABORATORY ANALYSIS

This report shall not be reproduced, except in full,
without the written consent of Pace Analytical Services, LLC.

Pace Analytical Services, LLC
9800 Kincey Ave. Suite 100
Huntersville, NC 28078
(704)875-9092

QUALITY CONTROL DATA CROSS REFERENCE TABLE

Project: Bowen AP-1- RAD
Pace Project No.: 92711021

Lab ID	Sample ID	QC Batch Method	QC Batch	Analytical Method	Analytical Batch
92711021047	**BOW-BGWC-39**	EPA 9315	649569		
92711021048	**BOW-AP1-FD-04**	EPA 9315	649569		
92711021049	**BOW-AP1-FB-04**	EPA 9315	649569		
92711021050	**BOW-AP1-EB-02**	EPA 9315	649569		
92711021001	**BOW-BGWC-24**	EPA 9320	646549		
92711021002	**BOW-BGWC-36D**	EPA 9320	646549		
92711021003	**BOW-BGWC-43D**	EPA 9320	646549		
92711021004	**BOW-AP1-FD-01**	EPA 9320	646549		
92711021005	**BOW-AP1-FB-01**	EPA 9320	646549		
92711021006	**BOW-AP1-EB-01**	EPA 9320	646549		
92711021007	**BOW-BGWA-47D**	EPA 9320	646984		
92711021008	**BOW-BGWA-48D**	EPA 9320	646984		
92711021009	**BOW-BGWC-8**	EPA 9320	646984		
92711021010	**BOW-BGWC-9**	EPA 9320	646984		
92711021011	**BOW-BGWC-10**	EPA 9320	646984		
92711021012	**BOW-BGWC-12**	EPA 9320	646984		
92711021013	**BOW-BGWC-14A**	EPA 9320	646984		
92711021014	**BOW-BGWC-16**	EPA 9320	646984		
92711021015	**BOW-BGWC-17**	EPA 9320	646986		
92711021016	**BOW-BGWA-6**	EPA 9320	646986		
92711021017	**BOW-BGWC-44D**	EPA 9320	646986		
92711021018	**BOW-BGWC-50D**	EPA 9320	646986		
92711021019	**BOW-AP1-FB-02**	EPA 9320	646986		
92711021020	**BOW-BGWC-7**	EPA 9320	647678		
92711021021	**BOW-BGWA-29**	EPA 9320	647678		
92711021022	**BOW-BGWC-18**	EPA 9320	647678		
92711021023	**BOW-BGWC-19**	EPA 9320	647678		
92711021024	**BOW-BGWC-20**	EPA 9320	647678		
92711021025	**BOW-BGWC-21**	EPA 9320	647678		
92711021026	**BOW-BGWC-31**	EPA 9320	647678		
92711021027	**BOW-BGWC-25**	EPA 9320	647678		
92711021028	**BOW-BGWC-34D**	EPA 9320	647678		
92711021029	**BOW-BGWC-51**	EPA 9320	647678		
92711021030	**BOW-BGWC-52**	EPA 9320	647678		
92711021031	**BOW-AP1-FD-03**	EPA 9320	647678		
92711021032	**BOW-AP1-FB-03**	EPA 9320	647678		
92711021033	**BOW-AP1-FD-02**	EPA 9320	647678		
92711021034	**BOW-BGWA-33**	EPA 9320	648795		
92711021035	**BOW-BGWA-2**	EPA 9320	648795		
92711021036	**BOW-BGWC-22**	EPA 9320	648795		
92711021037	**BOW-BGWC-23**	EPA 9320	648795		
92711021038	**BOW-BGWC-30**	EPA 9320	648795		
92711021039	**BOW-BGWC-38D**	EPA 9320	648795		
92711021040	**BOW-BGWC-35D**	EPA 9320	648795		
92711021041	**BOW-BGWC-37D**	EPA 9320	648795		
92711021042	**BOW-BGWC-32**	EPA 9320	648795		

REPORT OF LABORATORY ANALYSIS

This report shall not be reproduced, except in full,
without the written consent of Pace Analytical Services, LLC.

Pace Analytical Services, LLC
9800 Kincey Ave. Suite 100
Huntersville, NC 28078
(704)875-9092

QUALITY CONTROL DATA CROSS REFERENCE TABLE

Project: Bowen AP-1- RAD
Pace Project No.: 92711021

Lab ID	Sample ID	QC Batch Method	QC Batch	Analytical Method	Analytical Batch
92711021043	**BOW-BGWC-49D**	EPA 9320	648795		
92711021044	**BOW-BGWC-40**	EPA 9320	649257		
92711021045	**BOW-BGWC-41D**	EPA 9320	649257		
92711021046	**BOW-BGWC-42D**	EPA 9320	649257		
92711021047	**BOW-BGWC-39**	EPA 9320	649257		
92711021048	**BOW-AP1-FD-04**	EPA 9320	649257		
92711021049	**BOW-AP1-FB-04**	EPA 9320	649257		
92711021050	**BOW-AP1-EB-02**	EPA 9320	649257		
92711021001	**BOW-BGWC-24**	Total Radium Calculation	649312		
92711021002	**BOW-BGWC-36D**	Total Radium Calculation	649312		
92711021003	**BOW-BGWC-43D**	Total Radium Calculation	649312		
92711021004	**BOW-AP1-FD-01**	Total Radium Calculation	649312		
92711021005	**BOW-AP1-FB-01**	Total Radium Calculation	649312		
92711021006	**BOW-AP1-EB-01**	Total Radium Calculation	649312		
92711021007	**BOW-BGWA-47D**	Total Radium Calculation	650144		
92711021008	**BOW-BGWA-48D**	Total Radium Calculation	650144		
92711021009	**BOW-BGWC-8**	Total Radium Calculation	650144		
92711021010	**BOW-BGWC-9**	Total Radium Calculation	650144		
92711021011	**BOW-BGWC-10**	Total Radium Calculation	650144		
92711021012	**BOW-BGWC-12**	Total Radium Calculation	650144		
92711021013	**BOW-BGWC-14A**	Total Radium Calculation	650144		
92711021014	**BOW-BGWC-16**	Total Radium Calculation	650144		
92711021015	**BOW-BGWC-17**	Total Radium Calculation	650144		
92711021016	**BOW-BGWA-6**	Total Radium Calculation	650144		
92711021017	**BOW-BGWC-44D**	Total Radium Calculation	650144		
92711021018	**BOW-BGWC-50D**	Total Radium Calculation	650144		
92711021019	**BOW-AP1-FB-02**	Total Radium Calculation	650144		
92711021020	**BOW-BGWC-7**	Total Radium Calculation	651999		
92711021021	**BOW-BGWA-29**	Total Radium Calculation	651999		
92711021022	**BOW-BGWC-18**	Total Radium Calculation	651999		
92711021023	**BOW-BGWC-19**	Total Radium Calculation	651999		
92711021024	**BOW-BGWC-20**	Total Radium Calculation	651999		
92711021025	**BOW-BGWC-21**	Total Radium Calculation	651999		
92711021026	**BOW-BGWC-31**	Total Radium Calculation	651999		
92711021027	**BOW-BGWC-25**	Total Radium Calculation	651999		
92711021028	**BOW-BGWC-34D**	Total Radium Calculation	651999		
92711021029	**BOW-BGWC-51**	Total Radium Calculation	651999		
92711021030	**BOW-BGWC-52**	Total Radium Calculation	651999		
92711021031	**BOW-AP1-FD-03**	Total Radium Calculation	651999		
92711021032	**BOW-AP1-FB-03**	Total Radium Calculation	651999		
92711021033	**BOW-AP1-FD-02**	Total Radium Calculation	651999		
92711021034	**BOW-BGWA-33**	Total Radium Calculation	651982		
92711021035	**BOW-BGWA-2**	Total Radium Calculation	651982		
92711021036	**BOW-BGWC-22**	Total Radium Calculation	651982		
92711021037	**BOW-BGWC-23**	Total Radium Calculation	651982		
92711021038	**BOW-BGWC-30**	Total Radium Calculation	651982		

REPORT OF LABORATORY ANALYSIS

This report shall not be reproduced, except in full,
without the written consent of Pace Analytical Services, LLC.

Pace Analytical Services, LLC
9800 Kincey Ave. Suite 100
Huntersville, NC 28078
(704)875-9092

QUALITY CONTROL DATA CROSS REFERENCE TABLE

Project: Bowen AP-1- RAD
Pace Project No.: 92711021

Lab ID	Sample ID	QC Batch Method	QC Batch	Analytical Method	Analytical Batch
92711021039	**BOW-BGWC-38D**	Total Radium Calculation	651982		
92711021040	**BOW-BGWC-35D**	Total Radium Calculation	651982		
92711021041	**BOW-BGWC-37D**	Total Radium Calculation	651982		
92711021042	**BOW-BGWC-32**	Total Radium Calculation	651982		
92711021043	**BOW-BGWC-49D**	Total Radium Calculation	651982		
92711021044	**BOW-BGWC-40**	Total Radium Calculation	652896		
92711021045	**BOW-BGWC-41D**	Total Radium Calculation	652896		
92711021046	**BOW-BGWC-42D**	Total Radium Calculation	652896		
92711021047	**BOW-BGWC-39**	Total Radium Calculation	652896		
92711021048	**BOW-AP1-FD-04**	Total Radium Calculation	652896		
92711021049	**BOW-AP1-FB-04**	Total Radium Calculation	652896		
92711021050	**BOW-AP1-EB-02**	Total Radium Calculation	652896		

This report shall not be reproduced, except in full,
without the written consent of Pace Analytical Services, LLC.

Pace

DC#_Title: ENV-FRM-HUN1-0083 v03_Sample Condition Upon Receipt

Effective Date: 11/29/2023

Laboratory receiving samples:
Asheville ☐ Eden ☐ Greenwood ☐ Huntersville ☐ Raleigh ☐ Mechanicsville ☐ Atlanta ☑ Kernersville ☐

Sample Condition Upon Receipt

Client Name: Georgia Power Bowen

Project #: WO# : 92711021

92711021

Courier: ☐ Commercial ☐ Fed Ex ☑ Pace ☐ UPS ☐ USPS ☐ Other: ____ ☐ Client

Custody Seal Present? ☐ Yes ☑ No **Seals Intact?** ☐ Yes ☐ No ☑ N/A

Date/Initials Person Examining Contents: SG 1/31/2

Packing Material: ☑ Bubble Wrap ☐ Bubble Bags ☐ None ☐ Other

Biological Tissue Frozen? ☐ Yes ☐ No ☑ N/A

Thermometer: ☑ IR Gun ID: 214 **Type of Ice:** ☑ Wet ☐ Blue ☐ None

Cooler Temp: 4.3 **Correction Factor:** Add/Subtract (°C) -0.1

Temp should be above freezing to 6°C
☐ Samples out of temp criteria. Samples on ice, cooling proc has begun

Cooler Temp Corrected (°C): 4.2

USDA Regulated Soil (☐ N/A, water sample)
Did samples originate in a quarantine zone within the United States: CA, NY, or SC (check maps)? ☐ Yes ☐ No

Did samples originate from a foreign source (internationally, including Hawaii and Puerto Rico)? ☐ Yes ☐ No

				Comments/Discrepancy:
Chain of Custody Present?	☑ Yes	☐ No	☐ N/A	1.
Samples Arrived within Hold Time?	☑ Yes	☐ No	☐ N/A	2.
Short Hold Time Analysis (<72 hr.)?	☐ Yes	☑ No	☐ N/A	3.
Rush Turn Around Time Requested?	☐ Yes	☑ No	☐ N/A	4.
Sufficient Volume?	☑ Yes	☐ No	☐ N/A	5.
Correct Containers Used?	☑ Yes	☐ No	☐ N/A	6.
-Pace Containers Used?	☑ Yes	☐ No	☐ N/A	
Containers Intact?	☑ Yes	☐ No	☐ N/A	7.
Dissolved analysis: Samples Field Filtered?	☐ Yes	☐ No	☑ N/A	8.
Sample Labels Match COC?	☑ Yes	☐ No	☐ N/A	9.
-Includes Date/Time/ID/Analysis Matrix: WG				
Headspace in VOA Vials (>5-6mm)?	☐ Yes	☐ No	☑ N/A	10.
Trip Blank Present?	☐ Yes	☐ No	☑ N/A	11.
Trip Blank Custody Seals Present?	☐ Yes	☐ No	☑ N/A	

Field Data Required? ☐ Yes ☐ No

COMMENTS/SAMPLE DISCREPANCY

Many Samples Missing from cooler but present on COC, only Samples with Date+Ti
Seem to be present

Lot ID of split containers:

CLIENT NOTIFICATION/RESOLUTION

Person contacted: _____ Date/Time: _____

Project Manager SCURF Review: _____ **Date:** _____

Project Manager SRF Review: _____ **Date:** _____

***Check mark top half of box if pH and/or dechlorination is verified and within the acceptance range for preservation samples.**

Exceptions: VOA, Coliform, TOC, Oil and Grease, DRO/8015 (water) DOC, LLHg

****Bottom half of box is to list number of bottles**

*****Check all unpreserved Nitrates for chlorine**

Project **WO#: 92711021**

PM: BV Due Date: 02/21/24

CLIENT: 92-GP-BOWLF

Item#	BP4U-125 mL Plastic Unpreserved (N/A) (Cl-)	BP3U-250 mL Plastic Unpreserved (N/A)	BP2U-500 mL Plastic Unpreserved (N/A)	BP1U-1 liter Plastic Unpreserved (N/A)	BP4S-125 mL Plastic H2SO4 (pH < 2) (Cl-)	BP3N-250 mL plastic HNO3 (pH < 2)	BP4Z-125 mL Plastic ZN Acetate & NaOH (>9)	BP4B-125 mL Plastic NaOH (pH > 12) (Cl-)	WGFU-Wide-mouthed Glass jar Unpreserved	AG1U-1 liter Amber Unpreserved (N/A) (Cl-)	AG1H-1 liter Amber HCl (pH < 2)	AG3U-250 mL Amber Unpreserved (N/A) (Cl-)	AG1S-1 liter Amber H2SO4 (pH < 2)	AG3S-250 mL Amber H2SO4 (pH < 2)	DG94-40 mL Amber NH4Cl (N/A)(Cl-)	DG9H-40 mL VOA HCl (N/A)	VG9T-40 mL VOA Na2S2O3 (N/A)	VG9U-40 mL VOA Unpreserved (N/A)	DG9V-40 mL VOA H3PO4 (N/A)	KP7U-50 mL Plastic Unpreserved (N/A)	V/GK (3 vials per kit)-VPH/Gas kit (N/A)	5P5T-125 mL Sterile Plastic (N/A – lab)	SP2T-250 mL Sterile Plastic (N/A – lab)	BDIN	BP3R-250 mL Plastic (NH2)2SO4 (9.3-9.7)	AG0U-100 mL Amber Unpreserved (N/A) (Cl-)	VSGU-20 mL Scintillation vials (N/A)	DG9U-40 mL Amber Unpreserved vials (N/A)
1		2	1			1	1																		2				
2		2	1			1	1																		2				
3		2	1			1	1																		2				
4		2	1			1	1																		2				
5		2	1			1	1																		2				
6		2	1			1	1																		2				
7																													
8																													
9																													
10																													
11																													
12																													

pH Adjustment Log for Preserved Samples

Sample ID	Type of Preservative	pH upon receipt	Date preservation adjusted	Time preservation adjusted	Amount of Preservative added	Lot #

Note: Whenever there is a discrepancy affecting North Carolina compliance samples, a copy of this form will be sent to the North Carolina DENR Certification Office (i.e. Out of hold, incorrect preservative, out of temp, incorrect containers.

Pace® Location Requested (City/State):

Pace Analytical Charlotte
9800 Kinney Ave. Suite 105, Huntersville, NC 28078

CHAIN-OF-CUSTODY Analytical Request Document

Chain-of-Custody is a LEGAL DOCUMENT - Complete all relevant fields

LAB USE ONLY- Affix Workorder/Login Label Here

92711021

Scan QR Code for instructions

Company Name: Georgia Power - Bowen	Contact/Report To: Kristen Jurinko, Anthony Szwast
Street Address: 241 Ralph McGill Blvd NE, Atlanta, GA 30308	Phone #: (470) 217-0008
	E-Mail: knjurink@southernco.com
	Cc E-Mail: Laura Midkiff, Ben Hodges, Mike Smiley, Noelia Gangi
Customer Project #:	Invoice to: Account Payable
Project Name: Bowen AP-1	Invoice E-mail: georgiapowerinvoices@southernco.com
Site Collection Info/Facility ID (as applicable):	Purchase Order # (if applicable): GPC82474-0007
	Quote #:
Time Zone Collected: [ ] AK [ ] PT [ ] MT [ ] CT [X] ET	County / State origin of sample(s): Georgia
Data Deliverables: [ ] Level II [ ] Level III [ ] Level IV [ ] EQUIS [ ] Other	Regulatory Program (DW, RCRA, etc.) as applicable: Reportable [ ] Yes [ ] No
Rush (Pre-approval required): [ ] Same Day [ ] 1 Day [ ] 2 Day [ ] 3 Day Other ____ Date Results Requested:	DW PWSID # or WW Permit # as applicable: Field Filtered (if applicable): [ ] Yes [ ] No Analysis:

* Matrix Codes (Insert in Matrix box below): Drinking Water (DW), Ground Water (GW), Wastewater (WW), Product (P), Soil/Solid (SS), Oil (OL), Wipe (WP), Tissue (TS), Bioassay (B), Vapor (V), Surface Water (SW),Sediment (SED), Sludge (SL), Caulk (CK), Leachate (LL), Biosolid (BS), Other (OT)

** Container Size: (1) 1L, (2) 500mL, (3) 250mL, (4) 125mL, (5) 100mL, (6) 40mL vial, (7) EnCore, (8) TerraCore, (9) 80mL, (10) Other

*** Preservative Types: (1) None, (2) HNO3, (3) H2SO4, (4) HCl, (5) NaOH, (6) Zn Acetate, (7) NaHSO4, (8) Sod. Thiosulfate, (9) Ascorbic Acid, (10) MeOH, (11) Other

Customer Sample ID	Matrix *	Comp / Grab	Composite Start Date	Composite Start Time	Collected or Composite End Date	Collected or Composite End Time	# Cont.	Residual Chlorine Result	Residual Chlorine Units	2320B Alkalinity	2540C Total Dissolved Solids	300.0-F,SO4, Cl	4500S2D Sulfide	App Metals III/IV + Major Ions	RAD 226/228	Sample Comment
BOW-BGWC-14A	WG	G					7			X	X	X	X	X	X	
BOW-BGWC-16	WG	G					7			X	X	X	X	X	X	
BOW-BGWC-17	WG	G					7			X	X	X	X	X	X	
BOW-BGWC-18	WG	G					7			X	X	X	X	X	X	
BOW-BGWC-19	WG	G					7			X	X	X	X	X	X	
BOW-BGWC-20	WG	G					7			X	X	X	X	X	X	
BOW-BGWC-21	WG	G					7			X	X	X	X	X	X	
BOW-BGWC-22	WG	G					7			X	X	X	X	X	X	
BOW-BGWC-23	WG	G					7			X	X	X	X	X	X	
BOW-BGWC-24	WG	G			1/30/24	1440	7			X	X	X	X	X	X	

Specify Container Size **: 3 2 3 4 3 1

Identify Container Preservative Type***: 1 1 1 5+6 2 2

Analysis Requested

Lab Use Only: Proj. Mgr: Bonnie Vang; Accutium / Client ID:; Table #:; Profile / Template: 16507; Prelog / Bottle Ord. ID: EZ 3057855

Preservation non-conformance identified for sample: 001

Additional Instructions from Pace® :
Task Code: BOW-CCR-ASSMT-2024S1

Collected By: Printed Name: Kevin Stephenson, William Lanker, Jay Siewert
Signature:
Results Environmental

Customer Remarks / Special Conditions / Possible Hazards:

Coolers: Thermometer ID: Correction Factor (°C): Obs. Temp. (°C): Corrected Temp. (°C): [ ] On Ice

Relinquished by/Company: (Signature)	Date/Time:	Received by/Company: (Signature)	Date/Time:
	1/31/24 1040	Ryan W. Williams / Pace	1/31/24 1040
Relinquished by/Company: (Signature) Ryan W. Williams / Pace	1/31/24 1325		1/31/24 1325
Relinquished by/Company: (Signature)	Date/Time:	Received by/Company: (Signature)	Date/Time:
Relinquished by/Company: (Signature)	Date/Time:	Received by/Company: (Signature)	Date/Time:

Tracking Number:

Delivered by: [ ] In-Person [ ] Courier [ ] FedEx [ ] UPS [ ] Other

Submitting a sample via this chain of custody constitutes acknowledgment and acceptance of the Pace® Terms and Conditions found at https://www.pacelabs.com/resource-library/resource/pace-terms-and-conditions/

Pace® Location Requested (City/State):

Pace Analytical Charlotte
8800 Kinsey Ave. Suite 102, Huntersville, NC 28078

CHAIN-OF-CUSTODY Analytical Request Document

Chain-of-Custody is a LEGAL DOCUMENT - Complete all relevant fields

LAB USE ONLY- Affix Workorder/Logic Label Here

Scan QR Code for instructions

Company Name: Georgia Power - Bowen	Contact/Report To: Kristen Jurinko, Anthony Szwast
Street Address: 241 Ralph McGill Blvd NE, Atlanta, GA 30308	Phone #: (470) 217-0008
	E-Mail: knjurink@southernco.com
	Cc E-Mail: Laura Mckiff, Ben Hodges, Mike Smiley, Noelle Gangi
Customer Project #:	Invoice to: Account Payable
Project Name: Bowen AP-1	Invoice E-mail: georgiapowerinvoices@southernco.com
Site Collection Info/Facility ID (as applicable):	Purchase Order # (if applicable): GPC82474-0007
	Quote #:
TimeZone Collected: [ ] AK [ ] PT [ ] MT [ ] CT [X] ET	County / State origin of sample(s): Georgia
Data Deliverables: [ ] Level II [ ] Level III [ ] Level IV [ ] EQUIS [ ] Other	Regulatory Program (DW, RCRA, etc.) as applicable: Reportable [ ] Yes [ ] No
	Rush (Pre-approval required): [ ] Same Day [ ] 1 Day [ ] 2 Day [ ] 3 Day Other Date Results Requested:
	DW PWSID # or WW Permit # as applicable:
	Field Filtered (if applicable): [ ] Yes [ ] No Analysis:

* Matrix Codes (Insert in Matrix box below): Drinking Water (DW), Ground Water (GW), Wastewater (WW), Product (P), Soil/Solid (SS), Oil (OL), Wipe (WP), Tissue (TS), Bioassay (B), Vapor (V), Surface Water (SW), Sediment (SED), Sludge (SL), Caulk (CK), Leachate (LE), Biosolid (BS), Other (OT)

Customer Sample ID	Matrix*	Comp / Grab	Composite Start Date	Composite Start Time	Collected or Composite End Date	Collected or Composite End Time	# Cont.	Residual Chlorine Result	Residual Chlorine Units	2320B Alkalinity	2540C Total Dissolved Solids	300.0-F, SO4, Cl	4500S2D Sulfide	App Metals III/IV + Major Ions	RAD 226/228	Sample Comment
BOW-BGWC-25	WG	G					7			X	X	X	X	X	X	
BOW-BGWC-30	WG	G					7			X	X	X	X	X	X	
BOW-BGWA-6	WG	G					7			X	X	X	X	X	X	
BOW-BGWC-31	WG	G					7			X	X	X	X	X	X	
BOW-BGWC-32	WG	G					7			X	X	X	X	X	X	
BOW-BGWC-34D	WG	G					7			X	X	X	X	X	X	
BOW-BGWC-35D	WG	G					7			X	X	X	X	X	X	
BOW-BGWC-36D	WG	G			1/30/24	1035	7			X	X	X	X	X	X	
BOW-BGWC-37D	WG	G					7			X	X	X	X	X	X	
BOW-BGWC-38D	WG	G					7			X	X	X	X	X	X	

Specify Container Size**: 3 2 3 4 3 1

Identify Container Preservative Type***: 1 1 1 5+6 2 2

** Container Size: (1) 1L, (2) 500mL, (3) 250mL, (4) 125mL, (5) 100mL, (6) 40mL vial, (7) EnCore, (8) TerraCore, (9) 30mL, (10) Other

*** Preservative Types: (1) None, (2) HNO3, (3) H2SO4, (4) HCl, (5) NaOH, (6) Zn Acetate, (7) NaHSO4, (8) Sod. Thiosulfate, (9) Ascorbic Acid, (10) MeOH, (11) Other

Lab Use Only

Proj. Mgr: Bonnie Vang

Acct.Num / Client ID:

Table #:

Profile / Template: 16507

Prelog / Bottle Ord. ID: EZ 3057855

Preservation non-conformance identified for sample.

Additional Instructions from Pace®:
Task Code: BOW-CCR-ASSMT-2024S1

Collected By:
Printed Name: Kevin Stephenson, William Lasker, Jay Siewert
Signature:

Resolute Environmental

Customer Remarks / Special Conditions / Possible Hazards:

Coolers: Thermometer ID: Correction Factor (°C): Obs. Temp. (°C): Corrected Temp. (°C): [ ] On Ice

Relinquished by/Company: (Signature)	Date/Time:	Received by/Company: (Signature)	Date/Time:	Tracking Number:
	1/31/24 1640	Ryan Will... / Pace	1/31/24 1646	
Relinquished by/Company: (Signature) Ryan Will... / Pace	1/31/24 1325	/ Pace	1/31/24 1325	Delivered by: [ ] In Person [ ] Courier [ ] FedEx [ ] UPS [ ] Other
Relinquished by/Company: (Signature)	Date/Time:	Received by/Company: (Signature)	Date/Time:	
Relinquished by/Company: (Signature)	Date/Time:	Received by/Company: (Signature)	Date/Time:	Page: 3 of 5

Submitting a sample via this chain of custody constitutes acknowledgment and acceptance of the Pace® Terms and Conditions found at https://www.pacelabs.com/resource-library/resource/pace-terms-and-conditions/

Pace® Location Requested (City/State):

Pace Analytical Charlotte
9800 Kincey Ave., Suite 100, Huntersville, NC 28078

CHAIN-OF-CUSTODY Analytical Request Document

Chain-of-Custody is a LEGAL DOCUMENT - Complete all relevant fields

LAB USE ONLY- Affix Workorder/Login Label Here

Scan QR Code for Instructions

Company Name: Georgia Power - Bowen	Contact/Report To: Kristen Jurinko, Anthony Szwast
Street Address: 241 Ralph McGill Blvd NE, Atlanta, GA 30308	Phone #: (470) 217-0008
	E-Mail: knjurink@southernco.com
	Cc E-Mail: Laura Midkiff, Ben Hodges, Mike Smiley, Noelia Gangi
Customer Project #:	Invoice to: Account Payable
Project Name: Bowen AP-1	Invoice E-mail: georgiapowerinvoices@southernco.com
Site Collection Info/Facility ID (as applicable):	Purchase Order # (if applicable): GPC82474-0007
	Quote #:
Time Zone Collected: [ ] AK [ ] PT [ ] MT [ ] CT [X] ET	County / State origin of sample(s): Georgia
Data Deliverables: [ ] Level II [ ] Level III [ ] Level IV [ ] EQUIS [ ] Other_____	Regulatory Program (DW, RCRA, etc.) as applicable: Reportable [ ] Yes [ ] No
	Rush (Pre-approval required): [ ] Same Day [ ] 1 Day [ ] 2 Day [ ] 3 Day Other 5-DAY
	Date Results Requested:
	DW PWSID # or WW Permit # as applicable:
	Field Filtered (if applicable): [ ] Yes [ ] No
	Analysis:

Specify Container Size **: 3 2 3 4 3 1

Identify Container Preservative Type***: 1 1 1 5+6 2 2

Analysis Requested

Customer Sample ID	Matrix*	Comp / Grab	Composite Start Date	Composite Start Time	Collected or Composite End Date	Collected or Composite End Time	# Cont.	Residual Chlorine Result	Residual Chlorine Units	2320B Alkalinity	2540C Total Dissolved Solids	300.0-F,SO4, Cl	4500S2D Sulfide	App Metals III/IV + Major Ions	RAD 226/228	Sample Comment
BOW-BGWC-39	WG	G					7			X	X	X	X	X	X	
BOW-BGWC-40	WG	G					7			X	X	X	X	X	X	
BOW-BGWC-41D	WG	G					7			X	X	X	X	X	X	
BOW-BGWC-42D	WG	G					7			X	X	X	X	X	X	
BOW-BGWC-43D	WG	G			1/30/24	1212	7			X	X	X	X	X	X	003
BOW-BGWC-44D	WG	G					7			X	X	X	X	X	X	
BOW-BGWC-49D	WG	G					7			X	X	X	X	X	X	
BOW-BGWC-50D	WG	G					7			X	X	X	X	X	X	
BOW-BGWC-51	WG	G					7			X	X	X	X	X	X	
BOW-BGWC-52	WG	G					7			X	X	X	X	X	X	

Lab Use Only: Proj. Mgr: Bonnie Vang; Acct Num / Client ID:; Table #:; Profile / Template: 16507; Prelog / Bottle Ord. ID: EZ 3057855

Preservation non-conformance identified for sample.

* Matrix Codes (Insert in Matrix box below): Drinking Water (DW), Ground Water (GW), Wastewater (WW), Product (P), Soil/Solid (SS), Oil (OL), Wipe (WP), Tissue (TS), Bioassay (B), Vapor (V), Surface Water (SW), Sediment (SED), Sludge (SL), Caulk (CK), Leachate (LL), Biosolid (BS), Other (OT)

** Container Size: (1) 1L, (2) 500mL, (3) 250mL, (4) 125mL, (5) 100mL, (6) 40mL vial, (7) EnCore, (8) TerraCore, (9) 50mL, (10) Other

*** Preservative Types: (1) None, (2) HNO3, (3) H2SO4, (4) HCl, (5) NaOH, (6) Zn Acetate, (7) NaHSO4, (8) Sod. Thiosulfate, (9) Ascorbic Acid, (10) MeOH, (11) Other

Additional Instructions from Pace®:
Task Code: BOW-CCR-ASSMT-2024S1

Collected By:
Printed Name: Kevin Stephenson, William Leaker, Jay Stewart
Signature:
Pace/Lab Environmental

Customer Remarks / Special Conditions / Possible Hazards:

Coolers: Thermometer ID: Correction Factor (°C): Obs. Temp. (°C): Corrected Temp. (°C): [ ] On Ice

Relinquished by/Company: (Signature)	Date/Time:	Received by/Company: (Signature)	Date/Time:	Tracking Number:
	1/31/24 1040	Pace	1/31/24 1040	
Relinquished by/Company: (Signature)	Date/Time:	Received by/Company: (Signature)	Date/Time:	Delivered by: [ ] In-Person [ ] Courier [ ] FedEx [ ] UPS [ ] Other
Pace	1/31/24 1325	Pace	1/31/24 1325	
Relinquished by/Company: (Signature)	Date/Time:	Received by/Company: (Signature)	Date/Time:	
Relinquished by/Company: (Signature)	Date/Time:	Received by/Company: (Signature)	Date/Time:	Page: 4 of 5

Submitting a sample via this chain of custody constitutes acknowledgment and acceptance of the Pace® Terms and Conditions found at https://www.pacelabs.com/resource-library/resource/pace-terms-and-conditions/

Pace® Location Requested (City/State):

Pace Analytical Charlotte
9800 Kincey Ave. Suite 100, Huntersville, NC 28078

CHAIN-OF-CUSTODY Analytical Request Document

Chain-of-Custody is a LEGAL DOCUMENT - Complete all relevant fields

LAB USE ONLY- Affix Workorder/Login Label Here

Scan QR Code for instructions

Company Name: Georgia Power - Bowen	Contact/Report To: Kristen Jurinko, Anthony Szwast
Street Address: 241 Ralph McGill Blvd NE, Atlanta, GA 30308	Phone #: (470) 217-0008
	E-Mail: krjurink@southernco.com
	Cc E-Mail: Laura Midkiff, Ben Hodges, Mike Smiley, Noelia Gangi
Customer Project #:	Invoice to: Account Payable
Project Name: Bowen AP-1	Invoice E-mail: georgiapowerinvoices@southernco.com
Site Collection Info/Facility ID (as applicable):	Purchase Order # (if applicable): GPC82474-0007
	Quote #:
Time Zone Collected: [ ] AK [ ] PT [ ] MT [ ] CT [X] ET	County / State origin of sample(s): Georgia
Data Deliverables: [ ] Level II [ ] Level III [ ] Level IV [ ] EQUIS [ ] Other	Regulatory Program (DW, RCRA, etc.) as applicable: Reportable [ ] Yes [ ] No
	Rush (Pre-approval required): [ ] Same Day [ ] 1 Day [ ] 2 Day [ ] 3 Day Other _____ Date Results Requested:
	DW PWSID # or WW Permit # as applicable: Field Filtered (if applicable): [ ] Yes [ ] No Analysis:

Specify Container Size **: 3 | 2 | 3 | 4 | 3 | 1

Identify Container Preservative Type***: 1 | 1 | 1 | 5+6 | 2 | 2

Analysis Requested

** Container Size: (1) 1L, (2) 500mL, (3) 250mL, (4) 125mL, (5) 100mL, (6) 40mL vial, (7) EnCore, (8) TerraCore, (9) 90mL, (10) Other

*** Preservative Types: (1) None, (2) HNO3, (3) H2SO4, (4) HCl, (5) NaOH, (6) Zn Acetate, (7) NaHSO4, (8) Sod. Thiosulfate, (9) Ascorbic Acid, (10) MeOH, (11) Other

* Matrix Codes (Insert in Matrix box below): Drinking Water (DW), Ground Water (GW), Wastewater (WW), Product (P), Soil/Solid (SS), Oil (OL), Wipe (WP), Tissue (TS), Bioassay (B), Vapor (V), Surface Water (SW), Sediment (SED), Sludge (SL), Caulk (CK), Leachate (LE), Biosolid (BS), Other (OT)

Customer Sample ID	Matrix *	Comp / Grab	Composite Start Date	Composite Start Time	Collected or Composite End Date	Collected or Composite End Time	# Cont.	Residual Chlorine Result	Residual Chlorine Units	2320B Alkalinity	2540C Total Dissolved Solids	300.0-F,SO4, Cl	4500S2D Sulfide	App Metals II/IV + Major Ions	RAD 228/228	Sample Comment
BOW-AP1-FD-01 3	WG	G			1/30/24	←	7			X	X	X	X	X	X	004
BOW-AP1-FD-02	WG	G					7			X	X	X	X	X	X	
BOW-AP1-FD-03	WG	G					7			X	X	X	X	X	X	
BOW-AP1-FD-04	WG	G					7			X	X	X	X	X	X	
BOW-AP1-FB- 02 4	WQ	G			1/30/24	1655	7			X	X	X	X	X	X	005
BOW-AP1-FB-	WQ	G					7			X	X	X	X	X	X	
BOW-AP1-EB- 02 5	WQ	G			1/30/24	1655	7			X	X	X	X	X	X	006
BOW-AP1-EB-	WQ	G					7			X	X	X	X	X	X	

Lab Use Only: Proj. Mgr: Bonnie Vang; AcctNum / Client ID:; Table #:; Profile / Template: 16507; Prelog / Bottle Ord. ID: EZ 3057855

Preservation non-conformance identified for sample.

Additional Instructions from Pace®:
Task Code: BOW-CCR-ASSMT-2024S1

Collected By: Printed Name: Kevin Stephenson, William Lasser, Jay Siewert
Signature: Resolute Environmental

Customer Remarks / Special Conditions / Possible Hazards:

Coolers: Thermometer ID: Correction Factor (°C): Obs. Temp. (°C): Corrected Temp. (°C): [ ] On Ice

Relinquished by/Company: (Signature)	Date/Time:	Received by/Company: (Signature)	Date/Time:	Tracking Number:
	1/31/24 1840	Pace	1/31/24 1840	
Relinquished by/Company: (Signature) Ryan Williams / Pace	1/31/24 1325	Pace	1/31/24 1325	Delivered by: [ ] In-Person [ ] Courier [ ] FedEx [ ] UPS [ ] Other
Relinquished by/Company: (Signature)	Date/Time:	Received by/Company: (Signature)	Date/Time:	
Relinquished by/Company: (Signature)	Date/Time:	Received by/Company: (Signature)	Date/Time:	Page: 5 of 5

Submitting a sample via this chain of custody constitutes acknowledgment and acceptance of the Pace® Terms and Conditions found at https://www.pacelabs.com/resource-library/resource/pace-terms-and-conditions/

Pace ANALYTICAL SERVICES	DC#_Title: ENV-FRM-HUN1-0083 v03_Sample Condition Upon Receipt
	Effective Date: 11/29/2023

Laboratory receiving samples:

Asheville ☐ Eden ☐ Greenwood ☐ Huntersville ☐ Raleigh ☐ Mechanicsville ☐ Atlanta ☑ Kernersville ☐

Sample Condition Upon Receipt

Client Name: Ga Power

Project #: **WO#: 92711021**

PM: BV **Due Date: 02/21/24**

CLIENT: 92-GP-BOWLF

Courier: ☐ Fed Ex ☐ UPS ☐ USPS ☐ Client ☐ Commercial ☑ Pace ☐ Other:____

Custody Seal Present? ☑ Yes ☐ No **Seals Intact?** ☑ Yes ☐ No ☐ N/A

Date/Initials Person Examining Contents: 2/2/24 GH

Packing Material: ☑ Bubble Wrap ☐ Bubble Bags ☐ None ☐ Other

Biological Tissue Frozen? ☐ Yes ☐ No ☑ N/A

Thermometer: ☑ IR Gun ID: C30 **Type of Ice:** ☑ Wet ☐ Blue ☐ None

Cooler Temp: 3.3 **Correction Factor:** Add/Subtract (°C) -0.1

Temp should be above freezing to 6°C

☐ Samples out of temp criteria. Samples on ice, cooling process has begun

Cooler Temp Corrected (°C): 3.4

USDA Regulated Soil (☐ N/A, water sample)

Did samples originate in a quarantine zone within the United States: CA, NY, or SC (check maps)? ☐ Yes ☐ No

Did samples originate from a foreign source (internationally, including Hawaii and Puerto Rico)? ☐ Yes ☐ No

				Comments/Discrepancy:
Chain of Custody Present?	☑ Yes	☐ No	☐ N/A	1.
Samples Arrived within Hold Time?	☑ Yes	☐ No	☐ N/A	2.
Short Hold Time Analysis (<72 hr.)?	☑ Yes	☐ No	☐ N/A	3.
Rush Turn Around Time Requested?	☐ Yes	☑ No	☐ N/A	4.
Sufficient Volume?	☑ Yes	☐ No	☐ N/A	5.
Correct Containers Used?	☑ Yes	☐ No	☐ N/A	6.
-Pace Containers Used?	☑ Yes	☐ No	☐ N/A	
Containers Intact?	☑ Yes	☐ No	☐ N/A	7.
Dissolved analysis: Samples Field Filtered?	☐ Yes	☐ No	☑ N/A	8.
Sample Labels Match COC?	☑ Yes	☐ No	☐ N/A	9.
-Includes Date/Time/ID/Analysis Matrix:				
Headspace in VOA Vials (>5-6mm)?	☐ Yes	☐ No	☑ N/A	10.
Trip Blank Present?	☐ Yes	☐ No	☑ N/A	11.
Trip Blank Custody Seals Present?	☐ Yes	☐ No	☑ N/A	

COMMENTS/SAMPLE DISCREPANCY

Field Data Required? ☐ Yes ☐ No

Lot ID of split containers:

CLIENT NOTIFICATION/RESOLUTION

Person contacted: Date/Time:

Project Manager SCURF Review: **Date:**

Project Manager SRF Review: **Date:**

Pace ANALYTICAL SERVICES	DC#_Title: ENV-FRM-HUN1-0083 v03_Sample Condition Upon Receipt
	Effective Date: 11/29/2023

***Check mark top half of box if pH and/or dechlorination is verified and within the acceptance range for preservation samples.**

Exceptions: VOA, Coliform, TOC, Oil and Grease, DRO/8015 (water) DOC, LLHg

****Bottom half of box is to list number of bottles**

*****Check all unpreserved Nitrates for chlorine**

Project # **WO#: 92711021**

PM: BV Due Date: 02/21/24

CLIENT: 92-GP-BOWLF

Item#	BP4U-125 mL Plastic Unpreserved (N/A) (Cl-)	BP3U-250 mL Plastic Unpreserved (N/A) 1-13	BP2U-500 mL Plastic Unpreserved (N/A) 1-13	BP1U-1 liter Plastic Unpreserved (N/A)	BP4S-125 mL Plastic H2SO4 (pH < 2) (Cl-)	BP3N-250 mL plastic HNO3 (pH < 2) 1-13	BP4Z-125 mL Plastic ZN Acetate & NaOH (>9) 1-13	BP4B-125 mL Plastic NaOH (pH > 12) (Cl-)	WGFU-Wide-mouthed Glass Jar Unpreserved	AG1U-1 liter Amber Unpreserved (N/A) (Cl-)	AG1H-1 liter Amber HCl (pH < 2)	AG3U-250 mL Amber Unpreserved (N/A) (Cl-)	AG1S-1 liter Amber H2SO4 (pH < 2)	AG3S-250 mL Amber H2SO4 (pH < 2)	DG9A-40 mL Amber NH4Cl (N/A)(Cl-)	DG9H-40 mL VOA HCl (N/A)	VG9T-40 mL VOA Na2S2O3 (N/A)	VG9U-40 mL VOA Unpreserved (N/A)	DG9V-40 mL VOA H3PO4 (N/A)	KP7U-50 mL Plastic Unpreserved (N/A)	V/GK (3 vials per kit)-VPH/Gas kit (N/A)	SP5T-125 mL Sterile Plastic (N/A – lab)	SP2T-250 mL Sterile Plastic (N/A – lab)	BPJN 1-13	BP3R-250 mL Plastic (NH2)2SO4 (9.3-9.7)	AG0U-100 mL Amber Unpreserved (N/A) (Cl-)	VSGU-20 mL Scintillation vials (N/A)	DG9U-40 mL Amber Unpreserved vials (N/A)
1		2	1			1	1																		2				
2		2	1			1	1																		2				
3		2	1			1	1																		2				
4		2	1			1	1																		2				
5		2	1			1	1																		2				
6		2	1			1	1																		2				
7		2	1			1	1																		2				
8		2	1			1	1																		2				
9		2	1			1	1																		2				
10		2	1			1	1																		2				
11		2	1			1	1																		2				
12		2	1			1	1																		2				

pH Adjustment Log for Preserved Samples

Sample ID	Type of Preservative	pH upon receipt	Date preservation adjusted	Time preservation adjusted	Amount of Preservative added	Lot #

Note: Whenever there is a discrepancy affecting North Carolina compliance samples, a copy of this form will be sent to the North Carolina DENR Certification Office (i.e. Out of hold, incorrect preservative, out of temp, incorrect containers.

Pace® Location Requested (City/State):

Pace Analytical Charlotte
8800 Kinsey Ave, Suite 105, Huntersville, NC 28078

CHAIN-OF-CUSTODY Analytical Request Document

Chain-of-Custody is a LEGAL DOCUMENT - Complete all relevant fields

LAB USE ONLY- Affix Workorder/Login Label Here

Scan QR Code for instructions

9271102 1

Company Name: Georgia Power - Bowen	Contact/Report To: Kristen Jurinko, Anthony Szwast
Street Address: 241 Ralph McGill Blvd NE, Atlanta, GA 30308	Phone #: (470) 217-0008
	E-Mail: kmjurink@southernco.com
	Cc E-Mail: Laura Midkiff, Ben Hodges, Mike Smilley, Noelia Gangi
Customer Project #:	Invoice to: Account Payable
Project Name: Bowen AP-1	Invoice E-mail: georgiapowerinvoices@southernco.com
Site Collection Info/Facility ID (as applicable):	Purchase Order # (if applicable): GPC82474-0007
	Quote #:
Time Zone Collected: [ ] AK [ ] PT [ ] MT [ ] CT [X] ET	County / State origin of sample(s): Georgia
Data Deliverables: [ ] Level II [ ] Level III [ ] Level IV [ ] EQUIS [ ] Other	Regulatory Program (DW, RCRA, etc.) as applicable: Reportable [ ] Yes [ ] No
	Rush (Pre-approval required): [ ] Same Day [ ] 1 Day [ ] 2 Day [ ] 3 Day Other Date Results Requested:
	DW PWSID # or WW Permit # as applicable: Field Filtered (if applicable): [ ] Yes [ ] No Analysis:

* Matrix Codes (insert in Matrix box below): Drinking Water (DW), Ground Water (GW), Wastewater (WW), Product (P), Soil/Solid (SS), Oil (OL), Wipe (WP), Tissue (TS), Bioassay (B), Vapor (V), Surface Water (SW), Sediment (SED), Sludge (SL), Caulk (CK), Leachate (LL), Biosolid (BS), Other (OT)

Customer Sample ID	Matrix*	Comp / Grab	Composite Start Date	Composite Start Time	Collected or Composite End Date	Collected or Composite End Time	# Cont.	Residual Chlorine Result	Residual Chlorine Units	2320B Alkalinity	2540C Total Dissolved Solids	300.0-F,SO4, Cl	4500S2D Sulfide	App Metals III/IV + Major Ions	RAD 228/228					Sample Comment
BOW-BGWA-2	WG	G					7			X	X	X	X	X	X					
BOW-BGWA-29	WG	G					7			X	X	X	X	X	X					
BOW-BGWA-33	WG	G					7			X	X	X	X	X	X					
BOW-BGWA-47D	WG	G			1/31/24	1136	7			X	X	X	X	X	X					007
BOW-BGWA-48D	WG	G			1/31/24	1454	7			X	X	X	X	X	X					008
BOW-BGWC-7	WG	G					7			X	X	X	X	X	X					
BOW-BGWC-8	WG	G					7			X	X	X	X	X	X					
BOW-BGWC-9	WG	G					7			X	X	X	X	X	X					
BOW-BGWC-10	WG	G					7			X	X	X	X	X	X					
BOW-BGWC-12	WG	G					7			X	X	X	X	X	X					

Specify Container Size **: 3 2 3 4 3 1

Identify Container Preservative Type***: 1 1 1 5+6 2 2

Analysis Requested

** Container Size: (1) 1L, (2) 500mL, (3) 250mL, (4) 125mL, (5) 100mL, (6) 40mL vial, (7) EnCore, (8) TerraCore, (9) 80mL, (10) Other

*** Preservative Types: (1) None, (2) HNO3, (3) H2SO4, (4) HCl, (5) NaOH, (6) Zn Acetate, (7) NaHSO4, (8) Sod. Thiosulfate, (9) Ascorbic Acid, (10) MeOH, (11) Other

Lab Use Only

Proj. Mgr: Bonnie Vang

AcctNum / Client ID:

Table #:

Profile / Template: 16507

Prelog / Bottle Ord. ID: EZ 3057855

Preservation non-conformance identified for sample.

Additional Instructions from Pace® :
Task Code: BOW-CCR-ASSMT-2024S1

Collected By: Printed Name: Kevin Stephenson, William Lasker, Jay Stewart

Signature: Resolute Environmental

Customer Remarks / Special Conditions / Possible Hazards:

Coolers: Thermometer ID: Correction Factor (°C): Obs. Temp. (°C): Corrected Temp. (°C): [ ] On Ice

Relinquished by/Company: (Signature)	Date/Time:	Received by/Company: (Signature)	Date/Time:	Tracking Number:
Relinquished by/Company: (Signature)	Date/Time:	Received by/Company: (Signature)	Date/Time:	Delivered by: [ ] In-Person [ ] Courier [ ] FedEX [ ] UPS [ ] Other
Relinquished by/Company: (Signature)	Date/Time:	Received by/Company: (Signature)	Date/Time:	
Relinquished by/Company: (Signature)	Date/Time:	Received by/Company: (Signature)	Date/Time:	Page: 1 of 5

Submitting a sample via this chain of custody constitutes acknowledgment and acceptance of the Pace® Terms and Conditions found at https://www.pacelabs.com/resource-library/resource/pace-terms-and-conditions/

Pace® Location Requested (City/State):

Pace Analytical Charlotte
9800 Kincey Ave. Suite 200, Huntersville, NC 28078

CHAIN-OF-CUSTODY Analytical Request Document

Chain-of-Custody is a LEGAL DOCUMENT - Complete all relevant fields

LAB USE ONLY- Affix Workorder/Login Label Here

Scan QR Code for instructions

92711021

Company Name: Georgia Power - Bowen	Contact/Report To: Kristen Jurinko, Anthony Szwast
Street Address: 241 Ralph McGill Blvd NE, Atlanta, GA 30308	Phone #: (470) 217-0008
	E-Mail: knjurink@southernco.com
Customer Project #:	Cc E-Mail: Laura Midkiff, Ben Hodges, Mike Smilley, Noelia Gangi
Project Name: Bowen AP-1	Invoice to: Account Payable
Site Collection Info/Facility ID (as applicable):	Invoice E-mail: georgiapowerinvoices@southernco.com
	Purchase Order # (if applicable): GPC82474-0007
	Quote #:
Time Zone Collected: [ ] AK [ ] PT [ ] MT [ ] CT [X] ET	County / State origin of sample(s): Georgia
Data Deliverables: [ ] Level II [ ] Level III [ ] Level IV [ ] EQUIS [ ] Other	Regulatory Program (DW, RCRA, etc.) as applicable: Reportable [ ] Yes [ ] No
	Rush (Pre-approval required): [ ] Same Day [ ] 1 Day [ ] 2 Day [ ] 3 Day Other
	Date Results Requested:
	DW PWSID # or WW Permit # as applicable:
	Field Filtered (if applicable): [ ] Yes [ ] No
	Analysis:

Specify Container Size**: 3 2 3 4 3 1

Identify Container Preservative Type***: 1 1 1 5+6 2 2

** Container Size: (1) 1L, (2) 500mL, (3) 250mL, (4) 125mL, (5) 100mL, (6) 40mL vial, (7) EnCore, (8) TerraCore, (9) 5Gm, (10) Other

*** Preservative Types: (1) None, (2) HNO3, (3) H2SO4, (4) HCl, (5) NaOH, (6) Zn Acetate, (7) NaHSO4, (8) Sod. Thiosulfate, (9) Ascorbic Acid, (10) MeOH, (11) Other

* Matrix Codes (Insert in Matrix box below): Drinking Water (DW), Ground Water (GW), Wastewater (WW), Product (P), Soil/Solid (SS), Oil (OL), Wipe (WP), Tissue (TS), Bioassay (B), Vapor (V), Surface Water (SW), Sediment (SED), Sludge (SL), Caulk (CK), Leachate (LL), Biosolid (BS), Other (OT)

Customer Sample ID	Matrix *	Comp / Grab	Composite Start Date	Composite Start Time	Collected or Composite End Date	Collected or Composite End Time	# Cont.	Residual Chlorine Result	Residual Chlorine Units	2320B Alkalinity	2540C Total Dissolved Solids	300.0-F,SO4, Cl	4500S2D Sulfide	App Metals III/IV + Major Ions	RAD 226/228	Sample Comment
BOW-BGWA-2	WG	G					7			X	X	X	X	X	X	
BOW-BGWA-29	WG	G					7			X	X	X	X	X	X	
BOW-BGWA-33	WG	G					7			X	X	X	X	X	X	
BOW-BGWA-47D	WG	G					7			X	X	X	X	X	X	
BOW-BGWA-48D	WG	G					7			X	X	X	X	X	X	
BOW-BGWC-7	WG	G					7			X	X	X	X	X	X	
BOW-BGWC-8	WG	G					7			X	X	X	X	X	X	
BOW-BGWC-9	WG	G			2/1/24	1129	7			X	X	X	X	X	X	
BOW-BGWC-10	WG	G			2/1/24	1122	7			X	X	X	X	X	X	
BOW-BGWC-12	WG	G			2/1/24	1459	7			X	X	X	X	X	X	
					2/1/24	1400	7			X	X	X	X	X	X	

009
010
011
012

Lab Use Only: Proj. Mgr: Bonnie Vang; AcctNum / Client ID:; Table #:; Profile / Template: 16507; Prelog / Bottle Ord. ID: EZ 3057855

Preservation non-conformance identified for sample.

Additional Instructions from Pace®:
Task Code: BOW-CCR-ASSMT-2024S1

Collected By: Kevin Stephenson, William Leaker, Jay Stewart
Printed Name
Signature
Resolute Environmental

Customer Remarks / Special Conditions / Possible Hazards:

Coolers: Thermometer ID: Correction Factor (°C): Obs. Temp. (°C): Corrected Temp. (°C): [ ] On Ice

Relinquished by/Company: (Signature)	Date/Time:	Received by/Company: (Signature)	Date/Time:	Tracking Number:
	2/2/24 1052	Kyan Williams / Pace	2/2/24 1052	
Relinquished by/Company: (Signature) Kyan Williams / Pace	2/2/24 1235		2/2/24 1235	Delivered by: [ ] In-Person [ ] Courier [ ] FedEX [ ] UPS [ ] Other
Relinquished by/Company: (Signature)	Date/Time:	Received by/Company: (Signature)	Date/Time:	
Relinquished by/Company: (Signature)	Date/Time:	Received by/Company: (Signature)	Date/Time:	Page: 1 of 5

Submitting a sample via this chain of custody constitutes acknowledgment and acceptance of the Pace® Terms and Conditions found at https://www.pacelabs.com/resource-library/resource/pace-terms-and-conditions/

Pace® Location Requested (City/State):

Pace Analytical Charlotte
2225 Yorkmont Rd., Suite 350, Charlotte, NC 28217

CHAIN-OF-CUSTODY Analytical Request Document

Chain-of-Custody is a LEGAL DOCUMENT - Complete all relevant fields

LAB USE ONLY- Affix Workorder/Login Label Here

Scan QR Code for instructions

92711021

Company Name: Georgia Power - Bowen	Contact/Report To: Kristen Juriniko, Anthony Szwast
Street Address: 241 Ralph McGill Blvd NE, Atlanta, GA 30308	Phone #: (470) 217-0008
	E-Mail: knjurink@southernco.com
Customer Project #:	Cc E-Mail: Laura Midkiff, Ben Hodges, Mike Smilley, Noelia Gangi
Project Name: Bowen AP-1	Invoice to: Account Payable
Site Collection Info/Facility ID (as applicable):	Invoice E-mail: georgiapowerinvoices@southernco.com
	Purchase Order # (if applicable): GPC82474-0007
	Quote #:
Time Zone Collected: [ ] AK [ ] PT [ ] MT [ ] CT [X] ET	County / State origin of sample(s): Georgia
Data Deliverables: [ ] Level II [ ] Level III [ ] Level IV [ ] EQUIS [ ] Other	Regulatory Program (DW, RCRA, etc.) as applicable: Reportable [ ] Yes [ ] No
	Rush (Pre-approval required): [ ] Same Day [ ] 1 Day [ ] 2 Day [ ] 3 Day Other ____ Date Results Requested:
	DW PWSID # or WW Permit # as applicable:
	Field Filtered (if applicable): [ ] Yes [ ] No Analysis:

Specify Container Size **: 3 2 3 4 3 1

Identify Container Preservative Type***: 1 1 1 5+6 2 2

Analysis Requested

* Container Size: (1) 1L, (2) 500mL, (3) 250mL, (4) 125mL, (5) 100mL, (6) 40mL vial, (7) EnCore, (8) Terra Core, (9) 5Gms, (10) Other

*** Preservative Types: (1) None, (2) HNO3, (3) H2SO4, (4) HCl, (5) NaOH, (6) Zn Acetate, (7) NaHSO4, (8) Sod. Thiosulfate, (9) Ascorbic Acid, (10) MeOH, (11) Other

* Matrix Codes (Insert in Matrix box below): Drinking Water (DW), Ground Water (GW), Wastewater (WW), Product (P), Soil/Solid (SS), Oil (OL), Wipe (WP), Tissue (TS), Bioassay (B), Vapor (V), Surface Water (SW), Sediment (SED), Sludge (SL), Caulk (CK), Leachate (LL), Biosolid (BS), Other (OT)

Customer Sample ID	Matrix *	Comp / Grab	Composite Start Date	Composite Start Time	Collected or Composite End Date	Collected or Composite End Time	# Cont.	Residual Chlorine Result	Residual Chlorine Units	2320B Alkalinity	2540C Total Dissolved Solids	300.0-F,SO4, Cl	4500S2D Sulfide	App Metals III/IV + Major Ions	RAD 226/228	Sample Comment
BOW-BGWC-14A	WG	G			2/1/24	1408	7			X	X	X	X	X	X	013
BOW-BGWC-16	WG	G			2/1/24	1534	7			X	X	X	X	X	X	014
BOW-BGWC-17	WG	G			2/1/24	1609	7			X	X	X	X	X	X	015
BOW-BGWC-18	WG	G					7			X	X	X	X	X	X	
BOW-BGWC-19	WG	G					7			X	X	X	X	X	X	
BOW-BGWC-20	WG	G					7			X	X	X	X	X	X	
BOW-BGWC-21	WG	G					7			X	X	X	X	X	X	
BOW-BGWC-22	WG	G					7			X	X	X	X	X	X	
BOW-BGWC-23	WG	G					7			X	X	X	X	X	X	
BOW-BGWC-24	WG	G					7			X	X	X	X	X	X	

Lab Use Only: Proj. Mgr: Bonnie Vang; Acct.Num / Client ID:; Table #:; Profile / Template: 18507; Prelog / Bottle Ord. ID: EZ 3057855

Preservation non-conformance identified for sample.

Additional Instructions from Pace®:
Task Code: BOW-CCR-ASSMT-2024S1

Collected By: Printed Name: Kevin Stephenson, William Lasker, Jay Siewert
Signature: Pace Resolute Environmental

Customer Remarks / Special Conditions / Possible Hazards:

Coolers: Thermometer ID: Correction Factor (°C): Obs. Temp. (°C): Corrected Temp. (°C): [ ] On Ice

Relinquished by/Company: (Signature)	Date/Time:	Received by/Company: (Signature)	Date/Time:	Tracking Number:
	2/2/24 1052	Ryan Williams / Pace	2/2/24 1052	
Relinquished by/Company: (Signature) Ryan Williams / Pace	2/2/24 1235		2/2/24 1235	Delivered by: [ ] In-Person [ ] Courier [ ] FedEx [ ] UPS [ ] Other
Relinquished by/Company: (Signature)	Date/Time:	Received by/Company: (Signature)	Date/Time:	
Relinquished by/Company: (Signature)	Date/Time:	Received by/Company: (Signature)	Date/Time:	Page: 2 of 5

Submitting a sample via this chain of custody constitutes acknowledgment and acceptance of the Pace® Terms and Conditions found at https://www.pacelabs.com/resource-library/resource/pace-terms-and-conditions/

Pace® Location Requested (City/State):

Pace Analytical Charlotte
9800 Kincey Ave, Suite 100, Huntersville, NC 28078

CHAIN-OF-CUSTODY Analytical Request Document

Chain-of-Custody is a LEGAL DOCUMENT - Complete all relevant fields

LAB USE ONLY- Affix Workorder/Login Label Here

Scan QR Code for instructions

9271021

Company Name: Georgia Power - Bowen	Contact/Report To: Kristen Jurinko, Anthony Szwast
Street Address: 241 Ralph McGill Blvd NE, Atlanta, GA 30308	Phone #: (470) 217-0008
	E-Mail: knjurink@southernco.com
	Cc E-Mail: Laura Mickiff, Ben Hodges, Mike Smilley, Noelia Gangi
Customer Project #:	Invoice to: Account Payable
Project Name: Bowen AP-1	Invoice E-mail: georgiapowerinvoices@southernco.com
Site Collection Info/Facility ID (as applicable):	Purchase Order # (if applicable): GPC82474-0007
	Quote #:
Time Zone Collected: [ ] AK [ ] PT [ ] MT [ ] CT [X] ET	County / State origin of sample(s): Georgia
Data Deliverables: [ ] Level II [ ] Level III [ ] Level IV [ ] EQUIS [ ] Other	Regulatory Program (DW, RCRA, etc.) as applicable: Reportable [ ] Yes [ ] No
	Rush (Pre-approval required): [ ] Same Day [ ] 1 Day [ ] 2 Day [ ] 3 Day Other
	Date Results Requested:
	DW PWSID # or WW Permit # as applicable:
	Field Filtered (if applicable): [ ] Yes [ ] No
	Analysis:

* Matrix Codes (Insert in Matrix box below): Drinking Water (DW), Ground Water (GW), Wastewater (WW), Product (P), Soil/Solid (SS), Oil (OL), Wipe (WP), Tissue (TS), Bioassay (B), Vapor (V), Surface Water (SW), Sediment (SED), Sludge (SL), Caulk (CK), Leachate (LL), Biosolid (BS), Other (OT)

Customer Sample ID	Matrix *	Comp / Grab	Composite Start Date	Composite Start Time	Collected or Composite End Date	Collected or Composite End Time	# Cont.	Residual Chlorine Result	Residual Chlorine Units	2320B Alkalinity	2540C Total Dissolved Solids	300.0-F,SO4, Cl	4500S2D Sulfide	App Metals III/IV + Major Ions	RAD 226/228							Sample Comment
Specify Container Size**										3	2	3	4	3	1							
Identify Container Preservative Type***										1	1	1	5+6	2	2							
BOW-BGWC-25	WG	G					7			X	X	X	X	X	X							
BOW-BGWC-30	WG	G					7			X	X	X	X	X	X							
BOW-BGWA-6	WG	G			1/31/24	1308	7			X	X	X	X	X	X							016
BOW-BGWC-31	WG	G					7			X	X	X	X	X	X							
BOW-BGWC-32	WG	G					7			X	X	X	X	X	X							
BOW-BGWC-34D	WG	G					7			X	X	X	X	X	X							
BOW-BGWC-35D	WG	G					7			X	X	X	X	X	X							
BOW-BGWC-36D	WG	G					7			X	X	X	X	X	X							
BOW-BGWC-37D	WG	G					7			X	X	X	X	X	X							
BOW-BGWC-38D	WG	G					7			X	X	X	X	X	X							

**Container Size: (1) 1L, (2) 500mL, (3) 250mL, (4) 125mL, (5) 100mL, (6) 40mL vial, (7) EnCore, (8) TerraCore, (9) 80mL, (10) Other

*** Preservative Types: (1) None, (2) HNO3, (3) H2SO4, (4) HCl, (5) NaOH, (6) Zn Acetate, (7) NaHSO4, (8) Sod. Thiosulfate, (9) Ascorbic Acid, (10) MeOH, (11) Other

Lab Use Only

Proj. Mgr: Bonnie Vang

AcctNum / Client ID:

Table #:

Profile / Template: 16507

Prelog / Bottle Ord. ID: EZ 3057855

Preservation non-conformance identified for sample.

Additional Instructions from Pace® :
Task Code: BOW-CCR-ASSMT-2024S1

Collected By: Printed Name: Kevin Stephenson, William Lasker, Jay Siewert

Signature: Resolute Environmental

Customer Remarks / Special Conditions / Possible Hazards:

Coolers: Thermometer ID: Correction Factor (°C): Obs. Temp. (°C): Corrected Temp. (°C): [ ] On Ice

Relinquished by/Company: (Signature)	Date/Time:	Received by/Company: (Signature)	Date/Time:	Tracking Number:
	2/2/24 1052	Ryan Williams / Pace	2/2/24 1052	
Relinquished by/Company: (Signature)	Date/Time:	Received by/Company: (Signature)	Date/Time:	Delivered by: [ ] In-Person [ ] Courier
Ryan Williams / Pace	2/2/24 1235		2/2/24 1237	[ ] FedEX [ ] UPS [ ] Other
Relinquished by/Company: (Signature)	Date/Time:	Received by/Company: (Signature)	Date/Time:	
Relinquished by/Company: (Signature)	Date/Time:	Received by/Company: (Signature)	Date/Time:	Page: 3 of 5

Submitting a sample via this chain of custody constitutes acknowledgment and acceptance of the Pace® Terms and Conditions found at https://www.pacelabs.com/resource-library/resource/pace-terms-and-conditions/

Pace® Location Requested (City/State):

Pace Analytical Charlotte
9800 Kincey Ave. Suite 100, Huntersville, NC 28078

CHAIN-OF-CUSTODY Analytical Request Document

Chain-of-Custody is a LEGAL DOCUMENT - Complete all relevant fields

LAB USE ONLY- Affix Workorder/Login Label Here

Scan QR Code for instructions

Company Name: Georgia Power - Bowen	Contact/Report To: Kristen Jurinko, Anthony Szwast
Street Address: 241 Ralph McGill Blvd NE, Atlanta, GA 30308	Phone #: (470) 217-0008
	E-Mail: knjurink@southernco.com
	Cc E-Mail: Laura Midkiff, Ben Hodges, Mike Smilley, Noelia Gangi
Customer Project #:	Invoice to: Account Payable
Project Name: Bowen AP-1	Invoice E-mail: georgiapowerinvoices@southernco.com
Site Collection Info/Facility ID (as applicable):	Purchase Order # (if applicable): GPC82474-0007
	Quote #:
Time Zone Collected: [ ] AK [ ] PT [ ] MT [ ] CT [X] ET	County / State origin of sample(s): Georgia
Data Deliverables: [ ] Level II [ ] Level III [ ] Level IV [ ] EQuIS [ ] Other	Regulatory Program (DW, RCRA, etc.) as applicable: Reportable [ ] Yes [ ] No
	Rush (Pre-approval required): [ ] Same Day [ ] 1 Day [ ] 2 Day [ ] 3 Day Other ____ Date Results Requested:
	DW PWSID # or WW Permit # as applicable: Field Filtered (if applicable): [ ] Yes [ ] No Analysis:

Specify Container Size**: 3 | 2 | 3 | 4 | 3 | 1

Identify Container Preservative Type***: 1 | 1 | 1 | 5+6 | 2 | 2

** Container Size: (1) 1L, (2) 500mL, (3) 250mL, (4) 125mL, (5) 100mL, (6) 40mL vial, (7) EnCore, (8) TerraCore, (9) 90mL, (10) Other

*** Preservative Types: (1) None, (2) HNO3, (3) H2SO4, (4) HCl, (5) NaOH, (6) Zn Acetate, (7) NaHSO4, (8) Sod. Thiosulfate, (9) Ascorbic Acid, (10) MeOH, (11) Other

Analysis Requested

Lab Use Only: Proj. Mgr: Bonnie Vang; Acct.Num / Client ID:; Table #:; Profile / Template: 16507; Prelog / Bottle Ord. ID: EZ 3057855

Preservation non-conformance identified for sample.

* Matrix Codes (Insert in Matrix box below): Drinking Water (DW), Ground Water (GW), Wastewater (WW), Product (P), Soil/Solid (SS), Oil (OL), Wipe (WP), Tissue (TS), Bioassay (B), Vapor (V), Surface Water (SW), Sediment (SED), Sludge (SL), Caulk (CK), Leachate (LE), Biosolid (BS), Other (OT)

Customer Sample ID	Matrix*	Comp / Grab	Composite Start Date	Composite Start Time	Collected or Composite End Date	Collected or Composite End Time	# Cont.	Residual Chlorine Result	Residual Chlorine Units	2320B Alkalinity	2540C Total Dissolved Solids	300.0-F, SO4, Cl	4500S2D Sulfide	App Metals III/IV + Major Ions	RAD 226/228	Sample Comment
BOW-BGWC-39	WG	G					7			X	X	X	X	X	X	
BOW-BGWC-40	WG	G					7			X	X	X	X	X	X	
BOW-BGWC-41D	WG	G					7			X	X	X	X	X	X	
BOW-BGWC-42D	WG	G					7			X	X	X	X	X	X	
BOW-BGWC-43D	WG	G					7			X	X	X	X	X	X	
BOW-BGWC-44D	WG	G			1/31/24	1128	7			X	X	X	X	X	X	017
BOW-BGWC-49D	WG	G					7			X	X	X	X	X	X	
BOW-BGWC-50D	WG	G			1/31/24	1512	7			X	X	X	X	X	X	018
BOW-BGWC-51	WG	G					7			X	X	X	X	X	X	
BOW-BGWC-52	WG	G					7			X	X	X	X	X	X	

Additional Instructions from Pace®:
Task Code: BOW-CCR-ASSMT-2024S1

Collected By: Printed Name: Kevin Stephenson, William Lasker, Jay Stewart
Signature: [signature] Resolute Environmental

Customer Remarks / Special Conditions / Possible Hazards:

Coolers: Thermometer ID: Correction Factor (°C): Obs. Temp. (°C): Corrected Temp. (°C): [ ] On Ice

Relinquished by/Company: (Signature)	Date/Time:	Received by/Company: (Signature)	Date/Time:
[signature]	2/2/24 1052	Ryan Williams / Pace	2/2/24 1052
Ryan Williams / Pace	2/2/24 1235	[signature]	2/2 1235

Tracking Number:

Delivered by: [ ] In-Person [ ] Courier [ ] FedEx [ ] UPS [ ] Other

Submitting a sample via this chain of custody constitutes acknowledgment and acceptance of the Pace® Terms and Conditions found at https://www.pacelabs.com/resource-library/resource/pace-terms-and-conditions/

Pace® Location Requested (City/State):

Pace Analytical Charlotte
9800 Kincey Ave. Suite 100, Huntersville, NC 28078

CHAIN-OF-CUSTODY Analytical Request Document

Chain-of-Custody is a LEGAL DOCUMENT - Complete all relevant fields

LAB USE ONLY- Affix Workorder/Login Label Here

Scan QR Code for instructions

Company Name: Georgia Power - Bowen	Contact/Report To: Kristen Jurinko, Anthony Szwast
Street Address: 241 Ralph McGill Blvd NE, Atlanta, GA 30308	Phone #: (470) 217-0008
	E-Mail: knjurink@southernco.com
	Cc E-Mail: Laura Midkiff, Ben Hodges, Mike Smilley, Noelia Gangi
Customer Project #:	Invoice to: Account Payable
Project Name: Bowen AP-1	Invoice E-mail: georgiapowerinvoices@southernco.com
Site Collection Info/Facility ID (as applicable):	Purchase Order # (if applicable): GPC82474-0007
	Quote #:
Time Zone Collected: [ ] AK [ ] PT [ ] MT [ ] CT [X] ET	County / State origin of sample(s): Georgia
Data Deliverables: [ ] Level II [ ] Level III [ ] Level IV [ ] EQUIS [ ] Other_____	Regulatory Program (DW, RCRA, etc.) as applicable: Reportable [ ] Yes [ ] No
	Rush (Pre-approval required): [ ] Same Day [ ] 1 Day [ ] 2 Day [ ] 3 Day Other _____
	Date Results Requested:
	DW PWSID # or WW Permit # as applicable:
	Field Filtered (if applicable): [ ] Yes [ ] No
	Analysis:

Specify Container Size **: 3 | 2 | 3 | 4 | 3 | 1

Identify Container Preservative Type***: 1 | 1 | 1 | 5+6 | 2 | 2

** Container Size: (1) 1L, (2) 500mL, (3) 250mL, (4) 125mL, (5) 100mL, (6) 40mL vial, (7) EnCore, (8) TerraCore, (9) 80mL, (10) Other

*** Preservative Types: (1) None, (2) HNO3, (3) H2SO4, (4) HCl, (5) NaOH, (6) Zn Acetate, (7) NaHSO4, (8) Sod. Thiosulfate, (9) Ascorbic Acid, (10) MeOH, (11) Other

* Matrix Codes (Insert in Matrix box below): Drinking Water (DW), Ground Water (GW), Wastewater (WW), Product (P), Soil/Solid (SS), Oil (OL), Wipe (WP), Tissue (TS), Bioassay (B), Vapor (V), Surface Water (SW), Sediment (SED), Sludge (SL), Caulk (CK), Leachate (LL), Biosolid (BS), Other (OT)

Customer Sample ID	Matrix*	Comp / Grab	Composite Start Date	Composite Start Time	Collected or Composite End Date	Collected or Composite End Time	# Cont.	Residual Chlorine Result	Residual Chlorine Units	2320B Alkalinity	2540C Total Dissolved Solids	300.0-F,SO4, Cl	4500S2D Sulfide	App Metals III/IV + Major Ions	RAD 226/228	Sample Comment
BOW-AP1-FD-01	WG	G					7			X	X	X	X	X	X	
BOW-AP1-FD-02	WG	G					7			X	X	X	X	X	X	
BOW-AP1-FD-03	WG	G					7			X	X	X	X	X	X	
BOW-AP1-FD-04	WG	G					7			X	X	X	X	X	X	
BOW-AP1-FB-02	WQ	G			2/1/24	1615	7			X	X	X	X	X	X	019
BOW-AP1-FB-	WQ	G					7			X	X	X	X	X	X	
BOW-AP1-EB-	WQ	G					7			X	X	X	X	X	X	
BOW-AP1-EB-	WQ	G					7			X	X	X	X	X	X	

Lab Use Only: Proj. Mgr: Bonnie Vang; AcctNum / Client ID:; Table #:; Profile / Template: 16507; Prelog / Bottle Ord. ID: EZ 3057855

Preservation non-conformance identified for sample.

Additional Instructions from Pace®:
Task Code: BOW-CCR-ASSMT-2024S1

Collected By:
Printed Name: Kevin Stephenson, William Lasker, Jay Siewert
Signature: Resolute Environmental

Customer Remarks / Special Conditions / Possible Hazards:

Coolers: | Thermometer ID: | Correction Factor (°C): | Obs. Temp. (°C): | Corrected Temp. (°C): | [ ] On Ice

Relinquished by/Company: (Signature)	Date/Time:	Received by/Company: (Signature)	Date/Time:
	2/2/24 1052	William Williams / Pace	2/2/24 1052
Relinquished by/Company: (Signature)	Date/Time:	Received by/Company: (Signature)	Date/Time:
William Williams / Pace	2/2/24 1235		2/2/24 1235
Relinquished by/Company: (Signature)	Date/Time:	Received by/Company: (Signature)	Date/Time:
Relinquished by/Company: (Signature)	Date/Time:	Received by/Company: (Signature)	Date/Time:

Tracking Number:

Delivered by: [ ] In- Person [ ] Courier [ ] FedEx [ ] UPS [ ] Other

Submitting a sample via this chain of custody constitutes acknowledgment and acceptance of the Pace® Terms and Conditions found at https://www.pacelabs.com/resource-library/resource/pace-terms-and-conditions/

Pace ANALYTICAL SERVICES

DC#_Title: ENV-FRM-HUN1-0083 v03_Sample Condition Upon Receipt

Effective Date: 11/29/2023

ıratory receiving samples:

heville ☐ **Eden** ☐ **Greenwood** ☐ **Huntersville** ☐ **Raleigh** ☐ **Mechanicsville** ☐ **Atlanta** ☑ **Kernersville** ☐

WO#: 92711021

Sample Condition Upon Receipt

Client Name: Gr Power

Project #:

PM: BV **Due Date: 02/21/24**

CLIENT: 92-GP-BOWLF

ırier: ☐ Fed Ex ☐ UPS ☐ USPS ☐ Client
Commercial ☑ Pace ☐ Other:____

stody Seal Present? ☐ Yes ☐ No **Seals Intact?** ☐ Yes ☐ No ☐ N/A

Date/Initials Person Examining Contents: 2/6/24 SM

cking Material: ☑ Bubble Wrap ☐ Bubble Bags ☐ None ☐ Other

Biological Tissue Frozen? ☐ Yes ☐ No ☑ N/A

ermometer:
☑ IR Gun ID: 730 **Type of Ice:** ☑ Wet ☐ Blue ☐ None

ıoler Temp: 1.1 **Correction Factor:** Add/Subtract (°C) +0.1

Temp should be above freezing to 6°C
☐ Samples out of temp criteria. Samples on ice, cooling process has begun

ıoler Temp Corrected (°C): 1.2

SDA Regulated Soil (☐ N/A, water sample)
Did samples originate in a quarantine zone within the United States: CA, NY, or SC (check maps)? ☐ Yes ☐ No

Did samples originate from a foreign source (internationally, including Hawaii and Puerto Rico)? ☐ Yes ☐ No

				Comments/Discrepancy:
Chain of Custody Present?	☑ Yes	☐ No	☐ N/A	1.
Samples Arrived within Hold Time?	☑ Yes	☐ No	☐ N/A	2.
Short Hold Time Analysis (<72 hr.)?	☐ Yes	☑ No	☐ N/A	3.
Rush Turn Around Time Requested?	☐ Yes	☑ No	☐ N/A	4.
Sufficient Volume?	☑ Yes	☐ No	☐ N/A	5.
Correct Containers Used?	☑ Yes	☐ No	☐ N/A	6.
-Pace Containers Used?	☑ Yes	☐ No	☐ N/A	
Containers Intact?	☑ Yes	☐ No	☐ N/A	7.
Dissolved analysis: Samples Field Filtered?	☐ Yes	☐ No	☑ N/A	8.
Sample Labels Match COC?	☑ Yes	☐ No	☐ N/A	9.
-Includes Date/Time/ID/Analysis Matrix: W				
Headspace in VOA Vials (>5-6mm)?	☐ Yes	☐ No	☑ N/A	10.
Trip Blank Present?	☐ Yes	☐ No	☑ N/A	11.
Trip Blank Custody Seals Present?	☐ Yes	☐ No	☑ N/A	

Field Data Required? ☐ Yes ☐ No

OMMENTS/SAMPLE DISCREPANCY

Lot ID of split containers:

IENT NOTIFICATION/RESOLUTION

Person contacted: _____ Date/Time: _____

Project Manager SCURF Review: _____ **Date:** _____

Project Manager SRF Review: _____ **Date:** _____

*Check mark top half of box if pH and/or dechlorination is verified and within the acceptance range for preservation samples.

Exceptions: VOA, Coliform, TOC, Oil and Grease, DRO/8015 (water) DOC, LLHg

**Bottom half of box is to list number of bottles

***Check all unpreserved Nitrates for chlorine

Project # **WO#: 92711021**

PM: BV Due Date: 02/21/24

CLIENT: 92-GP-BOWLF

Item#	BP4U-125 mL Plastic Unpreserved (N/A) (Cl-)	BP3U-250 mL Plastic Unpreserved (N/A)	BP2U-500 mL Plastic Unpreserved (N/A)	BP1U-1 liter Plastic Unpreserved (N/A)	BP4S-125 mL Plastic H2SO4 (pH < 2) (Cl-)	BP3N-250 mL plastic HNO3 (pH < 2)	BP4Z-125 mL Plastic ZN Acetate & NaOH (>9)	BP4B-125 mL Plastic NaOH (pH > 12) (Cl-)	WGFU-Wide-mouthed Glass jar Unpreserved	AG1U-1 liter Amber Unpreserved (N/A) (Cl-)	AG1H-1 liter Amber HCl (pH < 2)	AG3U-250 mL Amber Unpreserved (N/A) (Cl-)	AG1S-1 liter Amber H2SO4 (pH < 2)	AG3S-250 mL Amber H2SO4 (pH < 2)	DG94-40 mL Amber NH4Cl (N/A)(Cl-)	DG9H-40 mL VOA HCl (N/A)	VG9T-40 mL VOA Na2S2O3 (N/A)	VG9U-40 mL VOA Unpreserved (N/A)	DG9V-40 mL VOA H3PO4 (N/A)	KP7U-50 mL Plastic Unpreserved (N/A)	V/GK (3 vials per kit)-VPH/Gas kit (N/A)	SP5T-125 mL Sterile Plastic (N/A – lab)	SP2T-250 mL Sterile Plastic (N/A – lab)	BP1N 1-14	BP3R-250 mL Plastic (NH2)2SO4 (9.3-9.7)	AG0U-100 mL Amber Unpreserved (N/A) (Cl-)	VSGU-20 mL Scintillation Vials (N/A)	DG9U-40 mL Amber Unpreserved vials (N/A)
1		2				1	1																	2				
2		2				1	1																	2				
3		2				1	1																	2				
4		2				1	1																	2				
5		2				1	1																	2				
6		2				1	1																	2				
7		2				1	1																	2				
8		2				1	1																	2				
9		2				1	1																	2				
10		2				1	1																	2				
11		2				1	1																	2				
12		2				1	1																	1				

pH Adjustment Log for Preserved Samples

Sample ID	Type of Preservative	pH upon receipt	Date preservation adjusted	Time preservation adjusted	Amount of Preservative added	Lot #

Note: Whenever there is a discrepancy affecting North Carolina compliance samples, a copy of this form will be sent to the North Carolina DENR Certification Office (i.e. Out of hold, incorrect preservative, out of temp, incorrect containers.

Pace® Location Requested (City/State):

Pace Analytical Charlotte
9800 Kincey Ave. Suite 100, Huntersville, NC 28078

CHAIN-OF-CUSTODY Analytical Request Document

Chain-of-Custody is a LEGAL DOCUMENT - Complete all relevant fields

LAB USE ONLY- Affix Workorder/Login Label Here

Scan QR Code for instructions

92711021

Company Name: Georgia Power - Bowen

Street Address: 241 Ralph McGill Blvd NE, Atlanta, GA 30308

Contact/Report To: Kristen Juninko, Anthony Szwast

Phone #: (470) 217-0008

E-Mail: knjuninko@southernco.com

Cc E-Mail: Laura Midkiff, Ben Hodges, Mike Smiley, Noelia Gangi

Customer Project #:

Project Name: Bowen AP-1

Site Collection Info/Facility ID (as applicable):

Invoice to: Account Payable

Invoice E-mail: georgiapowerinvoices@southernco.com

Purchase Order # (if applicable): GPC82474-0007

Quote #:

Time Zone Collected: [ ] AK [ ] PT [ ] MT [ ] CT [X] ET

County / State origin of sample(s): Georgia

Data Deliverables: [ ] Level II [ ] Level III [ ] Level IV [ ] EQUIS [ ] Other

Regulatory Program (DW, RCRA, etc.) as applicable: Reportable [ ] Yes [ ] No

Rush (Pre-approval required): [ ] Same Day [ ] 1 Day [ ] 2 Day [ ] 3 Day Other

Data Results Requested:

DW PWSID # or WW Permit # as applicable:

Field Filtered (if applicable): [ ] Yes [ ] No

Analysis:

* Matrix Codes (Insert in Matrix box below): Drinking Water (DW), Ground Water (GW), Wastewater (WW), Product (P), Soil/Solid (SS), Oil (OL), Wipe (WP), Tissue (TS), Bioassay (B), Vapor (V), Surface Water (SW), Sediment (SED), Sludge (SL), Caulk (CK), Leachate (LL), Biosolid (BS), Other (OT)

Specify Container Size **: 3 2 3 4 3 1

Identify Container Preservative Type***: 1 1 1 5+6 2 2

** Container Size: (1) 1L, (2) 500mL, (3) 250mL, (4) 125mL, (5) 100mL, (6) 40mL vial, (7) EnCore, (8) TerraCore, (9) 80mL, (10) Other

*** Preservative Types: (1) None, (2) HNO3, (3) H2SO4, (4) HCl, (5) NaOH, (6) Zn Acetate, (7) NaHSO4, (8) Sod. Thiosulfate, (9) Ascorbic Acid, (10) MeOH, (11) Other

Customer Sample ID	Matrix*	Comp / Grab	Composite Start Date	Composite Start Time	Collected or Composite End Date	Collected or Composite End Time	# Cont.	Residual Chlorine Result	Residual Chlorine Units	2320B Alkalinity	2540C Total Dissolved Solids	300.0-F,SO4,Cl	4500S2D Sulfide	App Metals III/IV + Major Ions	RAD 226/228	Sample Comment
BOW-BGWA-2	WG	G					7			X	X	X	X	X	X	
BOW-BGWA-29	WG	G					7			X	X	X	X	X	X	
BOW-BGWA-33	WG	G					7			X	X	X	X	X	X	
BOW-BGWA-47D	WG	G					7			X	X	X	X	X	X	
BOW-BGWA-48D	WG	G					7			X	X	X	X	X	X	
BOW-BGWC-7	WG	G			2/2/24	1142	7			X	X	X	X	X	X	020
BOW-BGWC-8	WG	G					7			X	X	X	X	X	X	
BOW-BGWC-9	WG	G					7			X	X	X	X	X	X	
BOW-BGWC-10	WG	G					7			X	X	X	X	X	X	
BOW-BGWC-12	WG	G					7			X	X	X	X	X	X	

Lab Use Only: Proj. Mgr: Bonnie Yang; Acct Num / Client ID:; Table #:; Profile / Template: 16507; Prelog / Bottle Ord. ID: EZ 3057855

Preservation non-conformance identified for sample.

Additional Instructions from Pace®:
Task Code: BOW-CCR-ASSMT-202481

Collected By: Printed Name: Kevin Stephenson, William Lasker, Jay Stewart

Signature: Resolute Environmental

Customer Remarks / Special Conditions / Possible Hazards:

Coolers: Thermometer ID: Correction Factor (°C): Obs. Temp. (°C): Corrected Temp. (°C): [ ] On Ice

Relinquished by/Company: (Signature)	Date/Time:	Received by/Company: (Signature)	Date/Time:	Tracking Number:
	2/6/24 1022	Thao William / Pace	2/6/24 1022	
Ryan William / Pace	2/6/24 1455		2/6/24 1454	Delivered by: [ ] In-Person [ ] Courier [ ] FedEx [ ] UPS [ ] Other
Relinquished by/Company: (Signature)	Date/Time:	Received by/Company: (Signature)	Date/Time:	
Relinquished by/Company: (Signature)	Date/Time:	Received by/Company: (Signature)	Date/Time:	Page: 1 of 5

Submitting a sample via this chain of custody constitutes acknowledgment and acceptance of the Pace® Terms and Conditions found at https://www.pacelabs.com/resource-library/resource/pace-terms-and-conditions/

Pace® Location Requested (City/State):

Pace Analytical Charlotte
9800 Kincey Ave. Suite 100, Huntersville, NC 28078

CHAIN-OF-CUSTODY Analytical Request Document

Chain-of-Custody is a LEGAL DOCUMENT - Complete all relevant fields

LAB USE ONLY- Affix Workorder/Login Label Here

Scan QR Code for Instructions

Company Name: Georgia Power - Bowen	Contact/Report To: Kristen Jurinko, Anthony Szwast
Street Address: 241 Ralph McGill Blvd NE, Atlanta, GA 30308	Phone #: (470) 217-0008
	E-Mail: kmjurink@southernco.com
	Cc E-Mail: Laura Midkiff, Ben Hodges, Mike Smiley, Noelia Gangi
Customer Project #:	Invoice to: Account Payable
Project Name: Bowen AP-1	Invoice E-mail: georgiapowerinvoices@southernco.com
Site Collection Info/Facility ID (as applicable):	Purchase Order # (if applicable): GPC82474-0007
	Quote #:
Time Zone Collected: [ ] AK [ ] PT [ ] MT [ ] CT [X] ET	County / State origin of sample(s): Georgia
Data Deliverables: [ ] Level II [ ] Level III [ ] Level IV [ ] EQUIS [ ] Other	Regulatory Program (DW, RCRA, etc.) as applicable: Reportable [ ] Yes [ ] No
	Rush (Pre-approval required): [ ] Same Day [ ] 1 Day [ ] 2 Day [ ] 3 Day Other Date Results Requested:
	DW PWSID # or WW Permit # as applicable: Field Filtered (if applicable): [ ] Yes [ ] No Analysis:

Specify Container Size **: 3 | 2 | 3 | 4 | 3 | 1

Identify Container Preservative Type***: 1 | 1 | 1 | 5+6 | 2 | 2

**Container Size: (1) 1L, (2) 500mL, (3) 250mL, (4) 125mL, (5) 100mL, (6) 40mL vial, (7) EnCore, (8) TerraCore, (9) 5gm, (10) Other

*** Preservative Types: (1) None, (2) HNO3, (3) H2SO4, (4) HCl, (5) NaOH, (6) Zn Acetate, (7) NaHSO4, (8) Sod. Thiosulfate, (9) Ascorbic Acid, (10) MeOH, (11) Other

Analysis Requested

Lab Use Only

Proj. Mgr: Bonnie Vang
Acct.Num / Client ID:
Table #:
Profile / Template: 16507
Prelog / Bottle Ord. ID: EZ 3057855

* Matrix Codes (Insert in Matrix box below): Drinking Water (DW), Ground Water (GW), Wastewater (WW), Product (P), Soil/Solid (SS), Oil (OL), Wipe (WP), Tissue (TS), Bioassay (B), Vapor (V), Surface Water (SW), Sediment (SED), Sludge (SL), Caulk (CK), Leachate (LL), Biosolid (BS), Other (OT)

Customer Sample ID	Matrix*	Comp / Grab	Composite Start Date	Composite Start Time	Collected or Composite End Date	Collected or Composite End Time	# Cont.	Residual Chlorine Result	Residual Chlorine Units	2320B Alkalinity	2540C Total Dissolved Solids	300.0-F,SO4, Cl	4500S2D Sulfide	App Metals III/IV + Major Ions	RAD 226/228	Sample Comment	Preservation non-conformance identified for sample.
BOW-BGWA-2	WG	G					7			X	X	X	X	X	X		
BOW-BGWA-29	WG	G			2/5/24	1120	7			X	X	X	X	X	X	GU	
BOW-BGWA-33	WG	G					7			X	X	X	X	X	X		
BOW-BGWA-47D	WG	G					7			X	X	X	X	X	X		
BOW-BGWA-48D	WG	G					7			X	X	X	X	X	X		
BOW-BGWC-7	WG	G					7			X	X	X	X	X	X		
BOW-BGWC-8	WG	G					7			X	X	X	X	X	X		
BOW-BGWC-9	WG	G					7			X	X	X	X	X	X		
BOW-BGWC-10	WG	G					7			X	X	X	X	X	X		
BOW-BGWC-12	WG	G					7			X	X	X	X	X	X		

Additional Instructions from Pace®:
Task Code: BOW-CCR-ASSMT-2024S1

Collected By: Kevin Stephenson, William Leaker, Jay Stewart
Printed Name
Signature
Resolute Environmental

Customer Remarks / Special Conditions / Possible Hazards:

# Coolers:	Thermometer ID:	Correction Factor (°C):	Obs. Temp. (°C):	Corrected Temp. (°C):	[ ] On Ice

Relinquished by/Company: (Signature)	Date/Time:	Received by/Company: (Signature)	Date/Time:	Tracking Number:
[illegible]	2/6/24 1022	[illegible] / Pace	2/6/24 1022	
[illegible] / Pace	2/6/24 1455	[illegible]	2/6/24 1455	Delivered by: [ ] In-Person [ ] Courier [ ] FedEx [ ] UPS [ ] Other
Relinquished by/Company: (Signature)	Date/Time:	Received by/Company: (Signature)	Date/Time:	
Relinquished by/Company: (Signature)	Date/Time:	Received by/Company: (Signature)	Date/Time:	

Submitting a sample via this chain of custody constitutes acknowledgment and acceptance of the Pace® Terms and Conditions found at https://www.pacelabs.com/resource-library/resource/pace-terms-and-conditions/

Pace® Location Requested (City/State):

CHAIN-OF-CUSTODY Analytical Request Document

Chain-of-Custody is a LEGAL DOCUMENT. Complete all relevant fields.

LAB USE ONLY- Affix Workorder/Login Label Here

Scan QR Code for Instructions

Company Name: Georgia Power - Bowen	Contact/Report To: Kristen Jurinko, Anthony Szwast
Street Address: 241 Ralph McGill Blvd NE, Atlanta, GA 30308	Phone #: (470) 217-0008
	E-Mail: krjurink@southernco.com
	Cc E-Mail: Laura Middlet, Ben Hodges, Mike Smiley, Noelle Gangi
Customer Project #:	Invoice to: Account Payable
Project Name: Bowen AP-1	Invoice E-mail: georgiapowerinvoices@southernco.com
Site Collection Info/Facility ID (as applicable):	Purchase Order # (if applicable): GPC82474-0007
	Quote #:
Time Zone Collected: [ ] AK [ ] PT [ ] MT [ ] CT [X] ET	County / State origin of sample(s): Georgia
Data Deliverables: [ ] Level II [ ] Level III [ ] Level IV [ ] EDuIS [ ] Other	Regulatory Program (DW, RCRA, etc.) as applicable: Reportable [ ] Yes [ ] No
Rush (Pre-approval required): [ ] Same Day [ ] 1 Day [ ] 2 Day [ ] 3 Day Other Date Results Requested:	DW PWSID # or WW Permit # as applicable: Field Filtered (if applicable): [ ] Yes [ ] No Analysis:

Specify Container Size **: 3 2 3 4 3 1

Identify Container Preservative Type***: 3 3 2 5+6 2 2

Analysis Requested

** Container Size: [1] 1L, [2] 500mL, [3] 250mL, [4] 125mL, [5] 100mL, [6] 40mL vial, [7] EnCore, [8] TerraCore, [9] 80mL, [10] Other

*** Preservative Types: [1] None, [2] HNO3, [3] H2SO4, [4] NaO, [5] NaOH, [6] Na Ascorbic, [7] HCl/SCN, [8] Sod. Thiosulfate, [9] Ascorbic Acid, [10] MeOH, [11] Other

Matrix Codes (Insert in Matrix box below): Drinking Water (DW), Ground Water (GW), Wastewater (WW), Product (P), Soil/Solid (SS), Oil (OL), Wipe (WP), Tissue (TS), Bioassay (B), Vapor (V), Surface Water (SW), Sediment (SED), Sludge (SL), Cwdh (CK), Leachate (LC), Biosolid (BS), Other (OT)

Customer Sample ID	Matrix*	Comp / Grab	Composite Start Date	Composite Start Time	Collected or Composite End Date	Collected or Composite End Time	# Cont.	Residual Chlorine Result	Residual Chlorine Units	2320B Alkalinity	2540C Total Dissolved Solids	300.0-F SO4, Cl	4500S2D Sulfide	App Metals III/IV + Major Ions	RAD 226/228	Lab Use Only	Sample Comment	Preservation non-conformance identified for sample
BOW-BGWC-14A	WG	G					7			X	X	X	X	X	X			
BOW-BGWC-16	WG	G					7			X	X	X	X	X	X			
BOW-BGWC-17	WG	G					7			X	X	X	X	X	X			
BOW-BGWC-18	WG	G			2/2/24	1122	7			X	X	X	X	X	X		022	
BOW-BGWC-19	WG	G			2/2/24	1400	7			X	X	X	X	X	X		023	
BOW-BGWC-20	WG	G					7			X	X	X	X	X	X			
BOW-BGWC-21	WG	G					7			X	X	X	X	X	X			
BOW-BGWC-22	WG	G					7			X	X	X	X	X	X			
BOW-BGWC-23	WG	G					7			X	X	X	X	X	X			
BOW-BGWC-24	WG	G					7			X	X	X	X	X	X			

Lab Use Only: Proj. Mgr: Bonnie Wang; Acct Num / Client ID:; Table #:; Profile / Template: 16507; Prelog / Bottle Ord. ID: EZ 3057655

Additional Instructions from Pace®: Task Code: BOW-CCR-ASSMT-2024S1

Collected By: Print and Signature: Kevin Stephenson, William Lasker, Jay Stewart — Results Environmental

Customer Remarks / Special Conditions / Possible Hazards:

Coolers: Thermometer ID: Correction Factor (°C): Obs. Temp. (°C): Corrected Temp. (°C): [ ] On Ice

Relinquished by/Company: (Signature)	Date/Time:	Received by/Company: (Signature)	Date/Time:	Tracking Number:
William Lasker / Pace	2/6/24 1022	William Lasker / Pace	2/6/24 1022	
Relinquished by/Company: (Signature)	Date/Time:	Received by/Company: (Signature)	Date/Time:	Delivered by: [ ] In-Person [ ] Courier [ ] FedEX [ ] UPS [ ] Other
Ryan Williams / Pace	2/6/24 1455		2/6/24 1455	
Relinquished by/Company: (Signature)	Date/Time:	Received by/Company: (Signature)	Date/Time:	
Relinquished by/Company: (Signature)	Date/Time:	Received by/Company: (Signature)	Date/Time:	Page: 2 of 5

Submitting a sample via this chain of custody constitutes acknowledgment and acceptance of the Pace® Terms and Conditions found at https://www.pacelabs.com/resource-library/resource/pace-terms-and-conditions/

Pace® Location Requested (City/State):

Pace Analytical Charlotte
9800 Kincey Ave. Suite 100, Huntersville, NC 28078

CHAIN-OF-CUSTODY Analytical Request Document

Chain-of-Custody is a LEGAL DOCUMENT - Complete all relevant fields

LAB USE ONLY- Affix Workorder/Login Label Here

Scan QR Code for Instructions

Company Name: Georgia Power - Bowen	Contact/Report To: Kristen Juninko, Anthony Szwast
Street Address: 241 Ralph McGill Blvd NE, Atlanta, GA 30308	Phone #: (470) 217-0008
	E-Mail: knjurink@southernco.com
	Cc E-Mail: Laura Midkiff, Ben Hodges, Mike Smilley, Noelia Gangi
Customer Project #:	Invoice to: Account Payable
Project Name: Bowen AP-1	Invoice E-mail: georgiapowerinvoices@southernco.com
Site Collection Info/Facility ID (as applicable):	Purchase Order # (if applicable): GPC82474-0007
	Quote #:
Time Zone Collected: [ ] AK [ ] PT [ ] MT [ ] CT [X] ET	County / State origin of sample(s): Georgia
Data Deliverables: [ ] Level II [ ] Level III [ ] Level IV [ ] EQUIS [ ] Other	Regulatory Program (DW, RCRA, etc.) as applicable: Reportable [ ] Yes [ ] No
	Rush (Pre-approval required): [ ] Same Day [ ] 1 Day [ ] 2 Day [ ] 3 Day Other Date Results Requested:
	DW PWSID # or WW Permit # as applicable: Field Filtered (if applicable): [ ] Yes [ ] No Analysis:

* Matrix Codes (Insert in Matrix box below): Drinking Water (DW), Ground Water (GW), Wastewater (WW), Product (P), Soil/Solid (SS), Oil (OL), Wipe (WP), Tissue (TS), Bioassay (B), Vapor (V), Surface Water (SW), Sediment (SED), Sludge (SL), Caulk (CK), Leachate (LL), Biosolid (BS), Other (OT)

Specify Container Size **: 3 | 2 | 3 | 4 | 3 | 1

Identify Container Preservative Type***: 1 | 1 | 1 | 5+6 | 2 | 2

**Container Size: (1) 1L, (2) 500mL, (3) 250mL, (4) 125mL, (5) 100mL, (6) 40mL vial, (7) EnCore, (8) TerraCore, (9) 80mL, (10) Other

*** Preservative Types: (1) None, (2) HNO3, (3) H2SO4, (4) HCl, (5) NaOH, (6) Zn Acetate, (7) NaHSO4, (8) Sod. Thiosulfate, (9) Ascorbic Acid, (10) MeOH, (11) Other

Customer Sample ID	Matrix *	Comp / Grab	Composite Start Date	Composite Start Time	Collected or Composite End Date	Collected or Composite End Time	# Cont.	Residual Chlorine Result	Residual Chlorine Units	2320B Alkalinity	2540C Total Dissolved Solids	300.0-F,SO4, Cl	4500S2D Sulfide	App Metals (IIIB/V + Major Ions	RAD 226/228	Sample Comment
BOW-BGWC-14A	WG	G					7			X	X	X	X	X	X	
BOW-BGWC-16	WG	G					7			X	X	X	X	X	X	
BOW-BGWC-17	WG	G					7			X	X	X	X	X	X	
BOW-BGWC-18	WG	G					7			X	X	X	X	X	X	
BOW-BGWC-19	WG	G					7			X	X	X	X	X	X	
BOW-BGWC-20	WG	G			2/5/24	1632	7			X	X	X	X	X	X	024
BOW-BGWC-21	WG	G			2/5/24	1531	7			X	X	X	X	X	X	025
BOW-BGWC-22	WG	G					7			X	X	X	X	X	X	
BOW-BGWC-23	WG	G					7			X	X	X	X	X	X	
BOW-BGWC-24	WG	G					7			X	X	X	X	X	X	

Lab Use Only: Proj. Mgr: Bonnie Vang; Acct.Num / Client ID:; Table #:; Profile / Template: 16507; Prelog / Bottle Ord. ID: EZ 3057855

Preservation non-conformance identified for sample.

Additional Instructions from Pace®:
Task Code: BOW-CCR-ASSMT-2024S1

Collected By:
Printed Name: Kevin Stephenson, William Lasker, Jay Siewert
Signature:

Customer Remarks / Special Conditions / Possible Hazards:

Coolers: | Thermometer ID: | Correction Factor (°C): | Obs. Temp. (°C): | Corrected Temp. (°C): | [ ] On Ice

Relinquished by/Company: (Signature)	Date/Time:	Received by/Company: (Signature)	Date/Time:	Tracking Number:
William Lasker / Pace	2/6/24 1022	William Lasker / Pace	2/6/24 1022	
Ryan Williams / Pace	2/6/24 1445		2/6/24 1755	Delivered by: [ ] In- Person [ ] Courier [ ] FedEX [ ] UPS [ ] Other
Relinquished by/Company: (Signature)	Date/Time:	Received by/Company: (Signature)	Date/Time:	
Relinquished by/Company: (Signature)	Date/Time:	Received by/Company: (Signature)	Date/Time:	

Submitting a sample via this chain of custody constitutes acknowledgment and acceptance of the Pace® Terms and Conditions found at https://www.pacelabs.com/resource-library/resource/pace-terms-and-conditions/

Pace® Location Requested (City/State):

Pace Analytical Charlotte
9800 Kincey Ave. Suite 100, Huntersville, NC 28078

CHAIN-OF-CUSTODY Analytical Request Document

Chain-of-Custody is a LEGAL DOCUMENT - Complete all relevant fields

LAB USE ONLY- Affix Workorder/Login Label Here

Scan QR Code for instructions

Company Name: Georgia Power - Bowen	Contact/Report To: Kristen Jurinko, Anthony Szwast
Street Address: 241 Ralph McGill Blvd NE, Atlanta, GA 30308	Phone #: (470) 217-0008
	E-Mail: krjurink@southernco.com
	Cc E-Mail: Laura Midkiff, Ben Hodges, Mike Smilley, Noelle Gangi
Customer Project #:	Invoice to: Account Payable
Project Name: Bowen AP-1	Invoice E-mail: georgiapowerinvoices@southernco.com
Site Collection Info/Facility ID (as applicable):	Purchase Order # (if applicable): GPC62474-0007
	Quote #:
Time Zone Collected: [ ] AK [ ] PT [ ] MT [ ] CT [X] ET	County / State origin of sample(s): Georgia
Data Deliverables: [ ] Level II [ ] Level III [ ] Level IV [ ] EQUIS [ ] Other	Regulatory Program (DW, RCRA, etc.) as applicable: Reportable [ ] Yes [ ] No
	Rush (Pre-approval required): [ ] Same Day [ ] 1 Day [ ] 2 Day [ ] 3 Day Other ____ Date Results Requested:
	DW PWSID # or WW Permit # as applicable: Field Filtered (if applicable): [ ] Yes [ ] No Analysis:

Specify Container Size **: 3 | 2 | 3 | 4 | 3 | 1

Identify Container Preservative Type***: 1 | 1 | 1 | 5+6 | 2 | 2

** Container Size: (1) 1L, (2) 500mL, (3) 250mL, (4) 125mL, (5) 100mL, (6) 40mL vial, (7) EnCore, (8) TerraCore, (9) 80mL, (10) Other

*** Preservative Types: (1) None, (2) HNO3, (3) H2SO4, (4) HCl, (5) NaOH, (6) Zn Acetate, (7) NaHSO4, (8) Sod. Thiosulfate, (9) Ascorbic Acid, (10) MeOH, (11) Other

* Matrix Codes (Insert in Matrix box below): Drinking Water (DW), Ground Water (GW), Wastewater (WW), Product (P), Soil/Solid (SS), Oil (OL), Wipe (WP), Tissue (TS), Bioassay (B), Vapor (V), Surface Water (SW), Sediment (SED), Sludge (SL), Caulk (CK), Leachate (LE), Biosolid (BS), Other (OT)

Customer Sample ID	Matrix *	Comp / Grab	Composite Start Date	Composite Start Time	Collected or Composite End Date	Collected or Composite End Time	# Cont.	Residual Chlorine Result	Residual Chlorine Units	2320B Alkalinity	2540C Total Dissolved Solids	300.0-F,SO4, Cl	4500S2D Sulfide	App Metals III/IV + Major Ions	RAD 226/228					Sample Comment
BOW-BGWC-25	WG	G					7			X	X	X	X	X	X					
BOW-BGWC-30	WG	G					7			X	X	X	X	X	X					
BOW-BGWA-6	WG	G					7			X	X	X	X	X	X					
BOW-BGWC-31	WG	G			2/2/24	1312	7			X	X	X	X	X	X					OLe
BOW-BGWC-32	WG	G					7			X	X	X	X	X	X					
BOW-BGWC-34D	WG	G					7			X	X	X	X	X	X					
BOW-BGWC-35D	WG	G					7			X	X	X	X	X	X					
BOW-BGWC-36D	WG	G					7			X	X	X	X	X	X					
BOW-BGWC-37D	WG	G					7			X	X	X	X	X	X					
BOW-BGWC-38D	WG	G					7			X	X	X	X	X	X					

Lab Use Only: Proj. Mgr: Bonnie Vang; Acct/Num / Client ID:; Table #:; Profile / Template: 16507; Prelog / Bottle Ord. ID: EZ 3067855

Preservation non-conformance identified for a sample.

Additional Instructions from Pace®:
Task Code: BOW-CCR-ASSMT-2024S1

Collected By: Printed Name: Kevin Stephenson, William Lasker, Jay Stewart
Signature: [signature] Resolute Environmental

Customer Remarks / Special Conditions / Possible Hazards:

Coolers: | Thermometer ID: | Correction Factor (°C): | Obs. Temp. (°C): | Corrected Temp. (°C): | [ ] On Ice

Relinquished by/Company: (Signature)	Date/Time:	Received by/Company: (Signature)	Date/Time:	Tracking Number:
[signature]	2/6/24 1022	Ryan Williams / Pace	2/6/24 1022	
Ryan Williams / Pace	2/6/24 1455	[signature]	2/6/24 1455	Delivered by: [ ] In-Person [ ] Courier [ ] FedEx [ ] UPS [ ] Other
Relinquished by/Company: (Signature)	Date/Time:	Received by/Company: (Signature)	Date/Time:	
Relinquished by/Company: (Signature)	Date/Time:	Received by/Company: (Signature)	Date/Time:	Page: 3 of 5

Submitting a sample via this chain of custody constitutes acknowledgment and acceptance of the Pace® Terms and Conditions found at https://www.pacelabs.com/resource-library/resource/pace-terms-and-conditions/

Pace® Location Requested (City/State):

Pace Analytical Charlotte
5800 Kinsey Ave. Suite 100, Huntersville, NC 28078

CHAIN-OF-CUSTODY Analytical Request Document

Chain-of-Custody is a LEGAL DOCUMENT. Complete all relevant fields

LAB USE ONLY- Affix Workorder/Login Label Here

Scan QR Code for Instructions

Company Name: Georgia Power - Bowen	Contact/Report To: Kristen Jurinko, Anthony Szwast
Street Address: 241 Ralph McGill Blvd NE, Atlanta, GA 30308	Phone #: (470) 217-0008
	E-Mail: knjurink@southernco.com
	Cc E-Mail: Laura Midkiff, Ben Hodges, Mike Smilley, Noelia Gangi
Customer Project #:	Invoice to: Account Payable
Project Name: Bowen AP-1	Invoice E-mail: georgiapowerinvoices@southernco.com
Site Collection Info/Facility ID (as applicable):	Purchase Order # (if applicable): GPC82474-0007
	Quote #:
Time Zone Collected: [ ] AK [ ] PT [ ] MT [ ] CT [X] ET	County / State origin of sample(s): Georgia
Data Deliverables: [ ] Level II [ ] Level III [ ] Level IV [ ] EQUIS [ ] Other	Regulatory Program (DW, RCRA, etc.) as applicable: Reportable [ ] Yes [ ] No
	Rush (Pre-approval required): [ ] Same Day [ ] 1 Day [ ] 2 Day [ ] 3 Day Other _____ Date Results Requested:
	DW PWSID # or WW Permit # as applicable:
	Field Filtered (if applicable): [ ] Yes [ ] No Analysis:

Specify Container Size **: 3 | 2 | 3 | 4 | 3 | 1

Identify Container Preservative Type***: 1 | 1 | 1 | 5+6 | 2 | 2

Analysis Requested

Container Size: (1) 1L, (2) 500ml, (3) 250ml, (4) 125ml, (5) 100ml, (6) 40ml vial, (7) EnCore, (8) TerraCore, (9) 80ml, (10) Other

*** Preservative Types: (1) None, (2) HNO3, (3) H2SO4, (4) HCl, (5) NaOH, (6) Zn Acetate, (7) NaHSO4, (8) Sod. Thiosulfate, (9) Ascorbic Acid, (10) MeOH, (11) Other

Lab Use Only: Proj. Mgr: Bonnie Vang; Acct Num / Client ID:; Table #:; Profile / Template: 18507; Prelog / Bottle Ord. ID: EZ 3067855

* Matrix Codes (insert in Matrix box below): Drinking Water (DW), Ground Water (GW), Wastewater (WW), Product (P), Soil/Solid (SS), Oil (OL), Wipe (WP), Tissue (TS), Bioassay (B), Vapor (V), Surface Water (SW), Sediment (SED), Sludge (SL), Caulk (CK), Leachate (LE), Biosolid (BS), Other (OT)

Customer Sample ID	Matrix*	Comp / Grab	Composite Start Date	Composite Start Time	Collected or Composite End Date	Collected or Composite End Time	# Cont.	Residual Chlorine Result	Residual Chlorine Units	2320B Alkalinity	2540C Total Dissolved Solids	300.0-F,SO4, Cl	4500S2D Sulfide	Aqu Metals III/V + Major Ions	RAD 226/228	Sample Comment	Preservation non-conformance identified for sample:
BOW-BGWC-25	WG	G			2/5/24	1442	7			X	X	X	X	X	X	027	
BOW-BGWC-30	WG	G					7			X	X	X	X	X	X		
BOW-BGWA-6	WG	G					7			X	X	X	X	X	X		
BOW-BGWC-31	WG	G					7			X	X	X	X	X	X		
BOW-BGWC-32	WG	G					7			X	X	X	X	X	X		
BOW-BGWC-34D	WG	G			2/5/24	1345	7			X	X	X	X	X	X	028	
BOW-BGWC-35D	WG	G					7			X	X	X	X	X	X		
BOW-BGWC-36D	WG	G					7			X	X	X	X	X	X		
BOW-BGWC-37D	WG	G					7			X	X	X	X	X	X		
BOW-BGWC-38D	WG	G					7			X	X	X	X	X	X		

Additional Instructions from Pace®:
Task Code: BOW-CCR-ASSMT-2024S1

Collected By: Printed Name: Kevin Stephenson, William Lasker, Jay Stewart
Signature: [signature] Resolute Environmental

Customer Remarks / Special Conditions / Possible Hazards:

Coolers: | Thermometer ID: | Correction Factor (°C): | Obs. Temp. (°C): | Corrected Temp. (°C): | [ ] On Ice

Relinquished by/Company: (Signature)	Date/Time:	Received by/Company: (Signature)	Date/Time:	Tracking Number:
[signature]	2/6/24 1022	Ryan Williams / Pace	2/6/24 1022	
Ryan Williams / Pace	2/6/24 1455	[signature]	2/6/24 1455	Delivered by: [ ] In-Person [ ] Courier [ ] FedEx [ ] UPS [ ] Other
Relinquished by/Company: (Signature)	Date/Time:	Received by/Company: (Signature)	Date/Time:	
Relinquished by/Company: (Signature)	Date/Time:	Received by/Company: (Signature)	Date/Time:	Page: 3 of 5

Submitting a sample via this chain of custody constitutes acknowledgment and acceptance of the Pace® Terms and Conditions found at https://www.pacelabs.com/resource-library/resource/pace-terms-and-conditions/

Pace® Location Requested (City/State):

Pace Analytical Charlotte
5800 Klacey Ave. Suite 105, Huntersville, NC 28078

CHAIN-OF-CUSTODY Analytical Request Document

Chain-of-Custody is a LEGAL DOCUMENT - Complete all relevant fields

LAB USE ONLY- Affix Workorder/Login Label Here

Scan QR Code for Instructions

Company Name: Georgia Power - Bowen

Street Address: 241 Ralph McGill Blvd NE, Atlanta, GA 30308

Customer Project #:

Project Name: Bowen AP-1

Site Collection Info/Facility ID (as applicable):

Contact/Report To: Kristen Jurinko, Anthony Szwast

Phone #: (470) 217-0008

E-Mail: knjurink@southernco.com

Cc E-Mail: Laura Midkiff, Ben Hodges, Mike Smilley, Noelis Gangi

Invoice To: Account Payable

Invoice E-mail: georgiapowerinvoices@southernco.com

Purchase Order # (if applicable): GPC82474-0007

Quote #:

Time Zone Collected: [ ] AK [ ] PT [ ] MT [ ] CT [X] ET

County / State origin of sample(s): Georgia

Data Deliverables: [ ] Level II [ ] Level III [ ] Level IV [ ] EQUIS [ ] Other

Regulatory Program (DW, RCRA, etc.) as applicable: Reportable [ ] Yes [ ] No

Rush (Pre-approval required): [ ] Same Day [ ] 1 Day [ ] 2 Day [ ] 3 Day Other

Date Results Requested:

DW PWSID # or WW Permit # as applicable:

Field Filtered (if applicable): [ ] Yes [ ] No

Analysis:

* Matrix Codes (Insert in Matrix box below): Drinking Water (DW), Ground Water (GW), Wastewater (WW), Product (P), Soil/Solid (SS), Oil (OL), Wipe (WP), Tissue (TS), Bioassay (B), Vapor (V), Surface Water (SW),Sediment (SED), Sludge (SL), Caulk (CK), Leachate (LL), Biosolid (BS), Other (OT)

** Container Size: [1] 1L, [2] 500mL, [3] 250mL, [4] 125mL, [5] 100mL, [6] 40ml vial, [7] EnCore, [8] TerraCore, [9] 80mL, [10] Other

*** Preservative Types: [1] None, [2] HNO3, [3] H2SO4, [4] HCl, [5] NaOH, [6] Zn Acetate, [7] NaHSO4, [8] Sod. Thiosulfate, [9] Ascorbic Acid, [10] MeOH, [11] Other

Customer Sample ID	Matrix*	Comp / Grab	Composite Start Date	Composite Start Time	Collected or Composite End Date	Collected or Composite End Time	# Cont.	Residual Chlorine Result	Residual Chlorine Units	Specify Container Size **										Identify Container Preservative Type***										Analysis Requested										Lab Use Only	Preservation non-conformance identified for sample.
										3	2	3	4	3	1					1	1	1	5+6	2	2					2320B Alkalinity	2540C Total Dissolved Solids	300.0-F,SO4, Cl	4500S2D Sulfide	App Metals III/IV + Major Ions	RAD 226/228								
BOW-BGWC-39	WG	G					7																					X	X	X	X	X	X						
BOW-BGWC-40	WG	G					7																					X	X	X	X	X	X						
BOW-BGWC-41D	WG	G					7																					X	X	X	X	X	X						
BOW-BGWC-42D	WG	G					7																					X	X	X	X	X	X						
BOW-BGWC-43D	WG	G					7																					X	X	X	X	X	X						
BOW-BGWC-44D	WG	G					7																					X	X	X	X	X	X						
BOW-BGWC-49D	WG	G					7																					X	X	X	X	X	X						
BOW-BGWC-50D	WG	G					7																					X	X	X	X	X	X						
BOW-BGWC-51	WG	G	2/5/24	1445	2/5/24	1111	7																					X	X	X	X	X	X					1529	
BOW-BGWC-52	WG	G			2/6/24	1335	7																					X	X	X	X	X	X					0930	

Proj. Mgr: Bonnie Vang

Accuflum / Client ID:

Table #:

Profile / Template: 16507

Prelog / Bottle Ord. ID: EZ 3057855

Sample Comment

Additional Instructions from Pace®:

Task Code: BOW-CCR-ASSMT-2024S1

Collected By: Printed Name: Kevin Stephenson, William Lasker, Jay Stewart

Signature:

Resolute Environmental

Customer Remarks / Special Conditions / Possible Hazards:

Coolers: Thermometer ID: Correction Factor (°C): Obs. Temp. (°C): Corrected Temp. (°C): [ ] On Ice

Relinquished by/Company: (Signature)	Date/Time:	Received by/Company: (Signature)	Date/Time:	Tracking Number:
1	2/6/24 1022	Lynn Williams / Pace	2/6/24 1022	
Relinquished by/Company: (Signature)	Date/Time:	Received by/Company: (Signature)	Date/Time:	Delivered by: [ ] In-Person [ ] Courier [ ] FedEX [ ] UPS [ ] Other
2 Lynn Williams / Pace	2/6/24 1455	2	2/6/24 1455	
Relinquished by/Company: (Signature)	Date/Time:	Received by/Company: (Signature)	Date/Time:	
Relinquished by/Company: (Signature)	Date/Time:	Received by/Company: (Signature)	Date/Time:	Page: 4 of 5

Submitting a sample via this chain of custody constitutes acknowledgment and acceptance of the Pace® Terms and Conditions found at https://www.pacelabs.com/resource-library/resource/pace-terms-and-conditions/

Pace® Location Requested (City/State):

Pace Analytical Charlotte
9800 Kincey Ave., Suite 120, Huntersville, NC 28078

CHAIN-OF-CUSTODY Analytical Request Document

Chain-of-Custody is a LEGAL DOCUMENT - Complete all relevant fields

LAB USE ONLY- Affix Workorder/Login Label Here

Scan QR Code for Instructions

Company Name: Georgia Power - Bowen	Contact/Report To: Kristen Jurinko, Anthony Szwast
Street Address: 241 Ralph McGill Blvd NE, Atlanta, GA 30308	Phone #: (470) 217-0008
	E-Mail: krjurink@southernco.com
	Cc E-Mail: Laura Midkiff, Ben Hodges, Mike Smiley, Noelia Gangi
Customer Project #:	Invoice to: Account Payable
Project Name: Bowen AP-1	Invoice E-mail: georgiapowerinvoices@southernco.com
Site Collection Info/Facility ID (as applicable):	Purchase Order # (if applicable): GPC82474-0007
	Quote #:
Time Zone Collected: [ ] AK [ ] PT [ ] MT [ ] CT [X] ET	County / State origin of sample(s): Georgia
Data Deliverables: [ ] Level II [ ] Level III [ ] Level IV [ ] EQUIS [ ] Other	Regulatory Program (DW, RCRA, etc.) as applicable: Reportable [ ] Yes [ ] No
	Rush (Pre-approval required): [ ] Same Day [ ] 1 Day [ ] 2 Day [ ] 3 Day Other Date Results Requested:
	DW PWSID # or WW Permit # as applicable: Field Filtered (if applicable): [ ] Yes [ ] No Analysis:

Specify Container Size **: 3 | 2 | 3 | 4 | 5 | 1

Identify Container Preservative Type***: 1 | 1 | 1 | 5+6 | 2 | 2

Analysis Requested: 2320B Alkalinity | 2540C Total Dissolved Solids | 300.0-F,SO4, Cl | 4500S2D Sulfide | App Metals III/IV + Major Ions | RAD 226/228

** Container Size: (1) 1L, (2) 500mL, (3) 250mL, (4) 125mL, (5) 100mL, (6) 40mL vial, (7) EnCore, (8) TerraCore (5g 60mL), (9) Other

*** Preservative Types: (1) None, (2) HNO3, (3) H2SO4, (4) HCl, (5) NaOH, (6) Zn Acetate, (7) NaHSO4, (8) Sod. Thiosulfate, (9) Ascorbic Acid, (10) MeOH, (11) Other

Lab Use Only: Proj. Mgr: Bonnie Vang | Acct.Num / Client ID: | Table #: | Profile / Template: 16507 | Prelog / Bottle Ord. ID: EZ 3057865

Preservation non-conformance identified for sample.

* Matrix Codes (Insert in Matrix box below): Drinking Water (DW), Ground Water (GW), Wastewater (WW), Product (P), Soil/Solid (SS), Oil (OL), Wipe (WP), Tissue (TS), Bioassay (B), Vapor (V), Surface Water (SW), Sediment (SED), Sludge (SL), Caulk (CK), Leachate (LL), Biosolid (BS), Other (OT)

Customer Sample ID	Matrix*	Comp / Grab	Composite Start Date	Composite Start Time	Collected or Composite End Date	Collected or Composite End Time	# Cont.	Residual Chlorine Result	Residual Chlorine Units	Sample Comment
BOW-AP1-FD-01	WG	G					7			
BOW-AP1-FD-02	WG	G					7			
BOW-AP1-FD-03	WG	G			2/6/24	—	7			031
BOW-AP1-FD-04	WG	G					7			
BOW-AP1-FB-03	WQ	G			2/6/24	1435	7			032
BOW-AP1-FB-	WQ	G					7			
BOW-AP1-EB-	WQ	G					7			
BOW-AP1-EB-	WQ	G					7			

Additional Instructions from Pace®:
Task Code: BOW-CCR-ASSMT-2024S1

Collected By: Printed Name: Kevin Stephenson, William Leaker, Jay Stewart
Signature: Resolute Environmental

Customer Remarks / Special Conditions / Possible Hazards:

Coolers: | Thermometer ID: | Correction Factor (°C): | Obs. Temp. (°C): | Corrected Temp. (°C): | [ ] On Ice

Relinquished by/Company: (Signature)	Date/Time: 2/6/24 1022	Received by/Company: (Signature) Laura Williams / Pace	Date/Time: 2/6/24 1022	Tracking Number:
Relinquished by/Company: (Signature) Laura Williams / Pace	Date/Time: 2/6/24 1455	Received by/Company: (Signature)	Date/Time: 2/6/24 1455	Delivered by: [ ] In-Person [ ] Courier [ ] FedEX [ ] UPS [ ] Other
Relinquished by/Company: (Signature)	Date/Time:	Received by/Company: (Signature)	Date/Time:	
Relinquished by/Company: (Signature)	Date/Time:	Received by/Company: (Signature)	Date/Time:	Page: 5 of 5

Submitting a sample via this chain of custody constitutes acknowledgment and acceptance of the Pace® Terms and Conditions found at https://www.pacelabs.com/resource-library/resource/pace-terms-and-conditions/

Pace® Location Requested (City/State):

Pace Analytical Charlotte
9800 Kincey Ave. Suite 300, Huntersville, NC 28078

CHAIN-OF-CUSTODY Analytical Request Document

Chain-of-Custody is a LEGAL DOCUMENT. Complete all relevant fields

LAB USE ONLY- Affix Workorder/Login Label Here

Scan QR Code for instructions

Company Name: Georgia Power - Bowen	Contact/Report To: Kristen Jurinko, Anthony Szwast
Street Address: 241 Ralph McGill Blvd NE, Atlanta, GA 30308	Phone #: (470) 217-0008
	E-Mail: knjurink@southernco.com
	Cc E-Mail: Laura Midkiff, Ben Hodges, Mike Smilley, Noelia Gangi
Customer Project #:	Invoice to: Account Payable
Project Name: Bowen AP-1	Invoice E-mail: georgiapowerinvoices@southernco.com
Site Collection Info/Facility ID (as applicable):	Purchase Order # (if applicable): GPC82474-0007
	Quote #:
Time Zone Collected: [ ] AK [ ] PT [ ] MT [ ] CT [X] ET	County / State origin of sample(s): Georgia
Data Deliverables: [ ] Level II [ ] Level III [ ] Level IV [ ] EQUIS [ ] Other	Regulatory Program (DW, RCRA, etc.) as applicable: Reportable [ ] Yes [ ] No
	Rush (Pre-approval required): [ ] Same Day [ ] 1 Day [ ] 2 Day [ ] 3 Day Other Date Results Requested:
	DW PWSID # or WW Permit # as applicable: Field Filtered (if applicable): [ ] Yes [ ] No Analysis:

Specify Container Size **: 3 2 3 4 3 1

Identify Container Preservative Type***: 1 1 1 5+6 2 2

**Container Size: (1) 1L, (2) 500mL, (3) 250mL, (4) 125mL, (5) 100mL, (6) 40mL vial, (7) EnCore, (8) TerraCore, (9) 10mL, (10) Other

*** Preservative Types: (1) None, (2) HNO3, (3) H2SO4, (4) HCL (5) NaOH, (6) Zn Acetate, (7) NaHSO4, (8) Sod. Thiosulfate, (9) Ascorbic Acid, (10) MeOH, (11) Other

Analysis Requested

Customer Sample ID	Matrix*	Comp / Grab	Composite Start Date	Composite Start Time	Collected or Composite End Date	Collected or Composite End Time	# Cont.	Residual Chlorine Result	Residual Chlorine Units	2320B Alkalinity	2540C Total Dissolved Solids	300.0-F,SO4, Cl	4500S2D Sulfide	App Metals IIIIV + Major Ions	RAD 226/228
BOW-AP1-FD-01	WG	G					7			X	X	X	X	X	X
BOW-AP1-FD-02	WG	G			2/2/24	—	7			X	X	X	X	X	X
BOW-AP1-FD-03	WG	G					7			X	X	X	X	X	X
BOW-AP1-FD-04	WG	G					7			X	X	X	X	X	X
BOW-AP1-FB-	WQ	G					7			X	X	X	X	X	X
BOW-AP1-FB-	WQ	G					7			X	X	X	X	X	X
BOW-AP1-EB-	WQ	G					7			X	X	X	X	X	X
BOW-AP1-EB-	WQ	G					7			X	X	X	X	X	X

Lab Use Only
Proj. Mgr: Bennie Vang
Acctnum / Client ID:
Table #:
Profile / Template: 16507
Prelog / Bottle Ord. ID: EZ 3057855

Sample Comment: 033

Preservation non-conformance identified for sample:

* Matrix Codes (Insert in Matrix box below): Drinking Water (DW), Ground Water (GW), Wastewater (WW), Product (P), Soil/Solid (SS), Oil (OL), Wipe (WP), Tissue (TS), Bioassay (B), Vapor (V), Surface Water (SW), Sediment (SED), Sludge (SL), Caulk (CK), Leachate (LL), Biosolid (BS), Other (OT)

Additional Instructions from Pace®:
Task Code: BOW-CCR-ASSMT-2024S1

Collected By: Printed Name: Kevin Stephenson, William Lasker, Jay Stewart
Signature: [signature] ResiAute Environmental

Customer Remarks / Special Conditions / Possible Hazards:

# Coolers:	Thermometer ID:	Correction Factor (°C):	Obs. Temp. (°C):	Corrected Temp. (°C):	[ ] On Ice

	Relinquished by/Company: (Signature)	Date/Time:	Received by/Company: (Signature)	Date/Time:
1	[signature]	2/6/24 1022	[signature] / Pace	2/6/24 1022
2	[signature] / Pace	2/6/24 1465	[signature]	2/6/24 1465
3				
4				

Tracking Number:

Delivered by: [ ] In-Person [ ] Courier [ ] FedEX [ ] UPS [ ] Other

Submitting a sample via this chain of custody constitutes acknowledgment and acceptance of the Pace® Terms and Conditions found at https://www.pacelabs.com/resource-library/resource/pace-terms-and-conditions/

Effective Date: 12/01/2023

oratory receiving samples:

sheville ☐ Eden ☐ Greenwood ☐ Huntersville ☐ Raleigh ☐ Mechanicsville ☐ Atlanta ☑ Kernersville ☐

Sample Condition Upon Receipt

Client Name: Ga Power

Project #: WO#: 92711021

PM: BV Due Date: 02/21/24

CLIENT: 92-GP-BOWLF

urier: ☐ Fed Ex ☐ UPS ☐ USPS ☐ Client

☐ Commercial ☑ Pace ☐ Other:

stody Seal Present? ☑ Yes ☐ No Seals Intact? ☑ Yes ☐ No ☐ N/A

Date/Initials Person Examining Contents: 2/9/24

cking Material: ☑ Bubble Wrap ☐ Bubble Bags ☐ None ☐ Other

Biological Tissue Frozen? ☐ Yes ☐ No ☑ N/A

ermometer: ☑ IR Gun ID: 230

Type of Ice: ☑ Wet ☐ Blue ☐ None

oler Temp: 2.0

Correction Factor: Add/Subtract (°C) -0.1

Temp should be above freezing to 6°C

☐ Samples out of temp criteria. Samples on ice, cooling proc has begun

oler Temp Corrected (°C): 2.1

DA Regulated Soil (☐ N/A, water sample)

Did samples originate in a quarantine zone within the United States: CA, NY, or SC (check maps)? ☐ Yes ☐ No

Did samples originate from a foreign source (internationally, including Hawaii and Puerto Rico)? ☐ Yes ☐ No

				Comments/Discrepancy:
Chain of Custody Present?	☑ Yes	☐ No	☐ N/A	1.
Samples Arrived within Hold Time?	☑ Yes	☐ No	☐ N/A	2.
Short Hold Time Analysis (<72 hr.)?	☐ Yes	☑ No	☐ N/A	3.
Rush Turn Around Time Requested?	☐ Yes	☑ No	☐ N/A	4.
Sufficient Volume?	☑ Yes	☐ No	☐ N/A	5.
Correct Containers Used?	☑ Yes	☐ No	☐ N/A	6.
-Pace Containers Used?	☑ Yes	☐ No	☐ N/A	
Containers Intact?	☑ Yes	☐ No	☐ N/A	7.
Dissolved analysis: Samples Field Filtered?	☐ Yes	☐ No	☑ N/A	8.
Sample Labels Match COC?	☑ Yes	☐ No	☐ N/A	9.
-Includes Date/Time/ID/Analysis Matrix: 2				
Headspace in VOA Vials (>5-6mm)?	☐ Yes	☐ No	☑ N/A	10.
Trip Blank Present?	☐ Yes	☐ No	☑ N/A	11.
Trip Blank Custody Seals Present?	☐ Yes	☐ No	☑ N/A	

MMENTS/SAMPLE DISCREPANCY

Field Data Required? ☐ Yes ☐ No

Lot ID of split containers:

NT NOTIFICATION/RESOLUTION

rson contacted: Date/Time:

Project Manager SCURF Review: Date:

Project Manager SRF Review: Date:

ANALYTICAL SERVICES

Effective Date: 12/01/2023

heck mark top half of box if pH and/or dechlorination is verified and ithin the acceptance range for preservation samples.

eptions: VOA, Coliform, TOC, Oil and Grease, DRO/8015 (water) DOC, LLHg

Bottom half of box is to list number of bottles

*Check all unpreserved Nitrates for chlorine

Project # WO#: 92711021

PM: BV Due Date: 02/21/24

CLIENT: 92-GP-BOWLF

BP4U-125 mL Plastic Unpreserved (N/A) (Cl-)	BP3U-250 mL Plastic Unpreserved (N/A) 1-17	BP2U-500 mL Plastic Unpreserved (N/A) 1-17	BP1U-1 liter Plastic Unpreserved (N/A)	BP4S-125 mL Plastic H2SO4 (pH < 2) (Cl-)	BP3N-250 mL plastic HNO3 (pH < 2) 1-17	BP4Z-125 mL Plastic ZN Acetate & NaOH (>9) 1-17	BP4B-125 mL Plastic NaOH (pH > 12) (Cl-)	WGFU-Wide-mouthed Glass Jar Unpreserved	AG1U-1 liter Amber Unpreserved (N/A) (Cl-)	AG1H-1 liter Amber HCl (pH < 2)	AG3U-250 mL Amber Unpreserved (N/A) (Cl-)	AG1S-1 liter Amber H2SO4 (pH < 2)	AG3S-250 mL Amber H2SO4 (pH < 2)	DG94-40 mL Amber NH4Cl (N/A)(Cl-)	DG9H-40 mL VOA HCl (N/A)	VG9T-40 mL VOA Na2S2O3 (N/A)	VG9U-40 mL VOA Unpreserved (N/A)	DG9V-40 mL VOA H3PO4 (N/A)	KP7U-50 mL Plastic Unpreserved (N/A)	V/GK (3 vials per kit)-VPH/Gas kit (N/A)	SP5T-125 mL Sterile Plastic (N/A – lab)	SP2T-250 mL Sterile Plastic (N/A – lab)	BP4U 1-17	BP3R-250 mL Plastic (NH2)2SO4 (9.3-9.7)	AG0U-100 mL Amber Unpreserved (N/A) (Cl-)	VSGU-20 mL Scintillation vials (N/A)	DG0J-60 mL Amber Unpreserved vials (N/A)
	2				1	1																		2				
	2				1	1																		2				
	2				1	1																		2				
	2				1	1																		2				
	2				1	1																		2				
	2				1	1																		2				
	2				1	1																		2				
	2				1	1																		2				
	2				1	1																		2				
	2				1	1																		2				

pH Adjustment Log for Preserved Samples

Sample ID	Type of Preservative	pH upon receipt	Date preservation adjusted	Time preservation adjusted	Amount of Preservative added	Lot #

ote: Whenever there is a discrepancy affecting North Carolina compliance samples, a copy of this form will be sent to the North Carolina DENR Certification Office (i.e. ut of hold, incorrect preservative, out of temp, incorrect containers.

Pace® Location Requested (City/State):

Pace Analytical Charlotte
9800 Kincey Ave, Suite 100, Huntersville, NC 28078

CHAIN-OF-CUSTODY Analytical Request Document

Chain-of-Custody is a LEGAL DOCUMENT - Complete all relevant fields

LAB USE ONLY- Affix Workorder/Login Label Here

Scan QR Code for instructions

Company Name: Georgia Power - Bowen	Contact/Report To: Kristen Jurinko, Anthony Szwast
Street Address: 241 Ralph McGill Blvd NE, Atlanta, GA 30308	Phone #: (470) 217-0006
	E-Mail: krjurink@southernco.com
Customer Project #:	Cc E-Mail: Laura Mckiff, Ben Hodges, Mike Smilley, Noelle Gangi
Project Name: Bowen AP-1	Invoice to: Account Payable
Site Collection Info/Facility ID (as applicable):	Invoice E-mail: georgiapowerinvoices@southernco.com
	Purchase Order # (if applicable): GPC82474-0007
	Quote #:
Time Zone Collected: [ ] AK [ ] PT [ ] MT [ ] CT [X] ET	County / State origin of sample(s): Georgia
Data Deliverables: [ ] Level II [ ] Level III [ ] Level IV [ ] EQUIS [ ] Other	Regulatory Program (DW, RCRA, etc.) as applicable: Reportable [ ] Yes [ ] No
	Rush (Pre-approval required): [ ] Same Day [ ] 1 Day [ ] 2 Day [ ] 3 Day Other
	Date Results Requested:
	DW PWSID # or WW Permit # as applicable:
	Field Filtered (if applicable): [ ] Yes [ ] No
	Analysis:

Specify Container Size **: 3 | 2 | 3 | 4 | 3 | 1

Identify Container Preservative Type***: 3 | 1 | 1 | 5+6 | 2 | 2

Analysis Requested

Customer Sample ID	Matrix *	Comp / Grab	Composite Start Date	Composite Start Time	Collected or Composite End Date	Collected or Composite End Time	# Cont.	Residual Chlorine Result	Residual Chlorine Units	2320B Alkalinity	2540C Total Dissolved Solids	300.0-F,SO4, Cl	4500S2D Sulfide	App Metals III/IV + Major Ions	RAD 226/228	Sample Comment
BOW-BGWA-2	WG	G					7			X	X	X	X	X	X	
BOW-BGWA-29	WG	G					7			X	X	X	X	X	X	
BOW-BGWA-33	WG	G					7			X	X	X	X	X	X	
BOW-BGWA-47D	WG	G			2/2/24	1015	7			X	X	X	X	X	X	034
BOW-BGWA-48D	WG	G					7			X	X	X	X	X	X	
BOW-BGWC-7	WG	G					7			X	X	X	X	X	X	
BOW-BGWC-8	WG	G					7			X	X	X	X	X	X	
BOW-BGWC-9	WG	G					7			X	X	X	X	X	X	
BOW-BGWC-10	WG	G					7			X	X	X	X	X	X	
BOW-BGWC-12	WG	G					7			X	X	X	X	X	X	

Container Size: (1) 1L, (2) 500mL, (3) 250mL, (4) 125mL, (5) 100mL, (6) 40mL vial, (7) EnCore, (8) TerraCore, (9) 5Gm, (10) Other

*** Preservative Types: (1) None, (2) HNO3, (3) H2SO4, (4) HCl, (5) NaOH, (6) Zn Acetate, (7) NaHSO4, (8) Sod. Thiosulfate, (9) Ascorbic Acid, (10) MeOH, (11) Other

* Matrix Codes (Insert in Matrix box below): Drinking Water (DW), Ground Water (GW), Wastewater (WW), Product (P), Soil/Solid (SS), Oil (OL), Wipe (WP), Tissue (TS), Bioassay (B), Vapor (V), Surface Water (SW), Sediment (SED), Sludge (SL), Caulk (CK), Leachate (LL), Biosolid (BS), Other (OT)

Lab Use Only: Proj. Mgr: Bonnie Vang; AcctNum / Client ID:; Table #:; Profile / Template: 16507; Prelog / Bottle Ord. ID: EZ 3057856

Preservation non-conformance identified for sample.

Additional Instructions from Pace®:
Task Code: BOW-CCR-ASSMT-2024S1

Collected By: Printed Name: Kevin Stephenson, William Leaker, Jay Siewert
Signature: Resolute Environmental

Customer Remarks / Special Conditions / Possible Hazards:

Coolers: | Thermometer ID: | Correction Factor (°C): | Obs. Temp. (°C): | Corrected Temp. (°C): | [ ] On Ice

Relinquished by/Company: (Signature)	Date/Time:	Received by/Company: (Signature)	Date/Time:
	2/9/24 1247		
Relinquished by/Company: (Signature)	Date/Time:	Received by/Company: (Signature)	Date/Time:
	2/9/24 1535		
Relinquished by/Company: (Signature)	Date/Time:	Received by/Company: (Signature)	Date/Time:
Relinquished by/Company: (Signature)	Date/Time:	Received by/Company: (Signature)	Date/Time:

Tracking Number:

Delivered by: [ ] In-Person [ ] Courier [ ] FedEx [ ] UPS [ ] Other

Page: 1 of 6

Submitting a sample via this chain of custody constitutes acknowledgment and acceptance of the Pace® Terms and Conditions found at https://www.pacelabs.com/resource-library/resource/pace-terms-and-conditions/

Pace® Location Requested (City/State):

Pace Analytical Charlotte
9800 Kincey Ave. Suite 100, Huntersville, NC 28078

CHAIN-OF-CUSTODY Analytical Request Document

Chain-of-Custody is a LEGAL DOCUMENT - Complete all relevant fields

LAB USE ONLY- Affix Workorder/Login Label Here

Scan QR Code for instructions

Company Name: Georgia Power - Bowen	Contact/Report To: Kristen Jurinko, Anthony Szwast
Street Address: 241 Ralph McGill Blvd NE, Atlanta, GA 30308	Phone #: (470) 217-0008
	E-Mail: knjurink@southernco.com
Customer Project #:	Cc E-Mail: Laura Midkiff, Ben Hodges, Mike Smilley, Noelia Gangi
Project Name: Bowen AP-1	Invoice to: Account Payable
Site Collection Info/Facility ID (as applicable):	Invoice E-mail: georgiapowerinvoices@southernco.com
	Purchase Order # (if applicable): GPC82474-0007
	Quote #:
Time Zone Collected: [ ] AK [ ] PT [ ] MT [ ] CT [X] ET	County / State origin of sample(s): Georgia

Data Deliverables: [ ] Level II [ ] Level III [ ] Level IV [ ] EQUIS [ ] Other

Regulatory Program (DW, RCRA, etc.) as applicable: Reportable [ ] Yes [ ] No

Rush (Pre-approval required): [ ] Same Day [ ] 1 Day [ ] 2 Day [ ] 3 Day Other

Date Results Requested:

DW PWSID # or WW Permit # as applicable:

Field Filtered (if applicable): [ ] Yes [ ] No

Analysis:

* Matrix Codes (Insert in Matrix box below): Drinking Water (DW), Ground Water (GW), Wastewater (WW), Product (P), Soil/Solid (SS), Oil (OL), Wipe (WP), Tissue (TS), Bioassay (B), Vapor (V), Surface Water (SW), Sediment (SED), Sludge (SL), Caulk (CK), Leachate (LL), Biosolid (BS), Other (OT)

Customer Sample ID	Matrix*	Comp / Grab	Composite Start Date	Composite Start Time	Collected or Composite End Date	Collected or Composite End Time	# Cont.	Residual Chlorine Result	Residual Chlorine Units	2320B Alkalinity	2540C Total Dissolved Solids	300.0-F,SO4, Cl	4500S2D Sulfide	App Metals III/IV + Major Ions	RAD 228/228	Lab Use Only	Sample Comment	Preservation non-conformance identified for samples.
BOW-BGWA-2	WG	G			2/8/24	1213	7			X	X	X	X	X	X		035	
BOW-BGWA-29	WG	G					7			X	X	X	X	X	X			
BOW-BGWA-33	WG	G					7			X	X	X	X	X	X			
BOW-BGWA-47D	WG	G					7			X	X	X	X	X	X			
BOW-BGWA-48D	WG	G					7			X	X	X	X	X	X			
BOW-BGWC-7	WG	G					7			X	X	X	X	X	X			
BOW-BGWC-8	WG	G					7			X	X	X	X	X	X			
BOW-BGWC-9	WG	G					7			X	X	X	X	X	X			
BOW-BGWC-10	WG	G					7			X	X	X	X	X	X			
BOW-BGWC-12	WG	G					7			X	X	X	X	X	X			

Specify Container Size **: 3 | 2 | 3 | 4 | 3 | 1

Identify Container Preservative Type***: 1 | 1 | 1 | 5+6 | 2 | 2

** Container Size: (1) 1L, (2) 500mL, (3) 250mL, (4) 125mL, (5) 100mL, (6) 40mL vial, (7) EnCore, (8) TerraCore, (9) 20mL, (10) Other

*** Preservative Types: (1) None, (2) HNO3, (3) H2SO4, (4) HCl, (5) NaOH, (6) Zn Acetate, (7) NaHSO4, (8) Sod. Thiosulfate, (9) Ascorbic Acid, (10) MeOH, (11) Other

Lab Use Only: Proj. Mgr: Bonnie Vang; Accellum / Client ID:; Table #:; Profile / Template: 16607; Prelog / Bottle Ord. ID: EZ 3057855

Additional Instructions from Pace®:
Task Code: BOW-CCR-ASSMT-2024S1

Collected By: Printed Name: Kevin Stephenson, William Lasker, Jay Siewert
Signature: [signature] Resolute Environmental

Customer Remarks / Special Conditions / Possible Hazards:

Coolers: Thermometer ID: Correction Factor (°C): Obs. Temp. (°C): Corrected Temp. (°C): [ ] On Ice

Relinquished by/Company: (Signature)	Date/Time:	Received by/Company: (Signature)	Date/Time:	Tracking Number:
[signature]	2/9/24 1247	[signature] / Pace	2/9/24 1247	
Relinquished by/Company: (Signature) [signature] / Pace	2/9/24 1535	Received by/Company: (Signature) [signature]	2/9/24 1535	Delivered by: [ ] In-Person [ ] Courier [ ] FedEx [ ] UPS [ ] Other
Relinquished by/Company: (Signature)	Date/Time:	Received by/Company: (Signature)	Date/Time:	
Relinquished by/Company: (Signature)	Date/Time:	Received by/Company: (Signature)	Date/Time:	Page: 1 of 6

Submitting a sample via this chain of custody constitutes acknowledgment and acceptance of the Pace® Terms and Conditions found at https://www.pacelabs.com/resource-library/resource/pace-terms-and-conditions/

Pace® Location Requested (City/State):

Pace Analytical Charlotte
5800 Kinsey Ave. Suite 200, Huntersville, NC 28078

CHAIN-OF-CUSTODY Analytical Request Document

Chain-of-Custody is a LEGAL DOCUMENT - Complete all relevant fields

LAB USE ONLY- Affix Workorder/Login Label Here

Scan QR Code for instructions

Company Name: Georgia Power - Bowen
Street Address: 241 Ralph McGill Blvd NE, Atlanta, GA 30308
Customer Project #:
Project Name: Bowen AP-1
Site Collection Info/Facility ID (as applicable):

Contact/Report To: Kristen Jurinko, Anthony Szwast
Phone #: (470) 217-0008
E-Mail: knjurink@southernco.com
Cc E-Mail: Laura Midkiff, Ben Hodges, Mike Smilley, Noelia Gangi
Invoice to: Account Payable
Invoice E-mail: georgiapowerinvoices@southernco.com
Purchase Order # (if applicable): GPC82474-0007
Quote #:
County / State origin of sample(s): Georgia

Time Zone Collected: [ ] AK [ ] PT [ ] MT [ ] CT [X] ET

Data Deliverables: [ ] Level II [ ] Level III [ ] Level IV [ ] EQUIS [ ] Other

Regulatory Program (DW, RCRA, etc.) as applicable:
Reportable [ ] Yes [ ] No
Rush (Pre-approval required): [ ] Same Day [ ] 1 Day [ ] 2 Day [ ] 3 Day Other
Date Results Requested:
DW PWSID # or WW Permit # as applicable:
Field Filtered (if applicable): [ ] Yes [ ] No
Analysis:

* Matrix Codes (insert in Matrix box below): Drinking Water (DW), Ground Water (GW), Wastewater (WW), Product (P), Soil/Solid (SS), Oil (OL), Wipe (WP), Tissue (TS), Bioassay (B), Vapor (V), Surface Water (SW), Sediment (SED), Sludge (SL), Caulk (CK), Leachate (LL), Biosolid (BS), Other (OT)

Specify Container Size **: 3 | 2 | 3 | 4 | 3 | 1
Identify Container Preservative Type***: 1 | 1 | 1 | 5+6 | 2 | 2

** Container Size: (1) 1L, (2) 500mL, (3) 250mL, (4) 125mL, (5) 100mL, (6) 40mL vial, (7) EnCore, (8) TerraCore, (9) 90mL, (10) Other

*** Preservative Types: (1) None, (2) HNO3, (3) H2SO4, (4) HCl, (5) NaOH, (6) Zn Acetate, (7) NaHSO4, (8) Sod. Thiosulfate, (9) Ascorbic Acid, (10) MeOH, (11) Other

Analysis Requested

Customer Sample ID	Matrix *	Comp / Grab	Composite Start Date	Composite Start Time	Collected or Composite End Date	Collected or Composite End Time	# Cont.	Residual Chlorine Results	Residual Chlorine Units	2320B Alkalinity	2540C Total Dissolved Solids	300.0-F.SO4, Cl	4500S2D Sulfide	App Metals III/IV + Major Ions	RAD 226/228	Sample Comment
BOW-BGWC-14A	WG	G					7			X	X	X	X	X	X	
BOW-BGWC-16	WG	G					7			X	X	X	X	X	X	
BOW-BGWC-17	WG	G					7			X	X	X	X	X	X	
BOW-BGWC-18	WG	G					7			X	X	X	X	X	X	
BOW-BGWC-19	WG	G					7			X	X	X	X	X	X	
BOW-BGWC-20	WG	G					7			X	X	X	X	X	X	
BOW-BGWC-21	WG	G					7			X	X	X	X	X	X	
BOW-BGWC-22	WG	G			2/8/24	1233	7			X	X	X	X	X	X	
BOW-BGWC-23	WG	G			2/8/24	1429	7			X	X	X	X	X	X	036
BOW-BGWC-24	WG	G					7			X	X	X	X	X	X	037

Lab Use Only: Proj. Mgr: Bonnie Vang; Acct Num / Client ID:; Table #:; Profile / Template: 16507; Prelog / Bottle Drd. ID: EZ 3057855

Preservation non-conformance identified for sample.

Additional Instructions from Pace®:
Task Code: BOW-CCR-ASSMT-2024S1

Collected By: Kevin Stephenson, William Leaker, Jay Siewert
Printed Name
Signature
Resolute Environmental

Customer Remarks / Special Conditions / Possible Hazards:

Coolers: Thermometer ID: Correction Factor (°C): Obs. Temp. (°C): Corrected Temp. (°C): [ ] On Ice

Relinquished by/Company: (Signature)	Date/Time:	Received by/Company: (Signature)	Date/Time:	Tracking Number:
[signature]	2/9/24 1247	Ryan Williams / Pace	2/9/24 1247	
Ryan Williams / Pace	2/9/24 1535	[signature]	2/9 1535	Delivered by: [ ] In-Person [ ] Courier [ ] FedEX [ ] UPS [ ] Other

Submitting a sample via this chain of custody constitutes acknowledgment and acceptance of the Pace® Terms and Conditions found at https://www.pacelabs.com/resource-library/resource/pace-terms-and-conditions/

ENV-FRM-CORQ-0019_v02_110123 ©

Pace® Location Requested (City/State):

Pace Analytical Charlotte
5800 Kinsey Ave. Suite 100, Huntersville, NC 28078

CHAIN-OF-CUSTODY Analytical Request Document

Chain-of-Custody is a LEGAL DOCUMENT - Complete all relevant fields

LAB USE ONLY- Affix Workorder/Login Label Here

Scan QR Code for instructions

Company Name: Georgia Power - Bowen	Contact/Report To: Kristen Jurinko, Anthony Szwast
Street Address: 241 Ralph McGill Blvd NE, Atlanta, GA 30308	Phone #: (470) 217-0008
	E-Mail: krjurink@southernco.com
Customer Project #:	Cc E-Mail: Laura Midkiff, Ben Hodges, Mike Smilley, Noelia Gangi
Project Name: Bowen AP-1	Invoice to: Account Payable
Site Collection Info/Facility ID (as applicable):	Invoice E-mail: georgiapowerinvoices@southernco.com
	Purchase Order # (if applicable): GPC62474-0007
Time Zone Collected: [ ] AK [ ] PT [ ] MT [ ] CT [X] ET	Quote #:
Data Deliverables: [ ] Level II [ ] Level III [ ] Level IV [ ] EQUIS [ ] Other	County / State origin of sample[s]: Georgia
	Regulatory Program (DW, RCRA, etc.) as applicable: Reportable [ ] Yes [ ] No
	Rush (Pre-approval required): [ ] Same Day [ ] 1 Day [ ] 2 Day [ ] 3 Day Other: Date Results Requested:
	DW PWSID # or WW Permit # as applicable:
	Field Filtered (if applicable): [ ] Yes [ ] No
	Analysis:

Specify Container Size **: 3 2 3 4 3 1

Identify Container Preservative Type***: 1 1 1 5+6 2 2

Analysis Requested

Customer Sample ID	Matrix *	Comp / Grab	Composite Start Date	Composite Start Time	Collected or Composite End Date	Collected or Composite End Time	# Cont.	Residual Chlorine Result	Residual Chlorine Units	2320B Alkalinity	2540C Total Dissolved Solids	300.0-F, SO4, Cl	4500S2D Sulfide	App Metals III/IV + Major Ions	RAD 226/228	Sample Comment
BOW-BGWC-25	WG	G					7			X	X	X	X	X	X	
BOW-BGWC-30	WG	G			2/6/24	14:14	7			X	X	X	X	X	X	
BOW-BGWA-6	WG	G					7			X	X	X	X	X	X	038
BOW-BGWC-31	WG	G					7			X	X	X	X	X	X	
BOW-BGWC-32	WG	G					7			X	X	X	X	X	X	
BOW-BGWC-34D	WG	G					7			X	X	X	X	X	X	
BOW-BGWC-35D	WG	G					7			X	X	X	X	X	X	
BOW-BGWC-36D	WG	G					7			X	X	X	X	X	X	
BOW-BGWC-37D	WG	G					7			X	X	X	X	X	X	
BOW-BGWC-38D	WG	G			2/6/24	16:07	7			X	X	X	X	X	X	039

* Matrix Codes (Insert in Matrix box below): Drinking Water (DW), Ground Water (GW), Wastewater (WW), Product (P), Soil/Solid (SS), Oil (OL), Wipe (WP), Tissue (TS), Bioassay (B), Vapor (V), Surface Water (SW), Sediment (SED), Sludge (SL), Caulk (CK), Leachate (LL), Biosolid (BS), Other (OT)

** Container Size: (1) 1L, (2) 500mL, (3) 250mL, (4) 125mL, (5) 100mL, (6) 40mL, vial, (7) EnCore, (8) Terracore, (9) 95mL, (10) Other

*** Preservative Types: (1) None, (2) HNO3, (3) H2SO4, (4) HCl, (5) NaOH, (6) Zn Acetate, (7) NaHSO4, (8) Sod. Thiosulfate, (9) Ascorbic Acid, (10) MeOH, (11) Other

Lab Use Only: Proj. Mgr: Bonnie Vang; Acct#Num / Client ID:; Table #:; Profile / Template: 16507; Prelog / Bottle Ord. ID: EZ 3057855

Preservation non-conformances identified for sample.

Additional Instructions from Pace®:
Task Code: BOW-CCR-ASSMT-2024S1

Collected By:
Printed Name: Kevin Stephenson, William Lasker, Jay Stewart
Signature:
Possible Environmental

Customer Remarks / Special Conditions / Possible Hazards:

Coolers: Thermometer ID: Correction Factor (°C): Obs. Temp. (°C): Corrected Temp. (°C): [ ] On Ice

Relinquished by/Company: (Signature)	Date/Time:	Received by/Company: (Signature)	Date/Time:	Tracking Number:
[illegible]	2/9/24 1247	[illegible] / Pace	2/9/24 1247	
Relinquished by/Company: (Signature) [illegible] / Pace	2/9/24 1835	Received by/Company: (Signature)	2/9 1535	Delivered by: [ ] In-Person [ ] Courier [ ] FedEX [ ] UPS [ ] Other
Relinquished by/Company: (Signature)	Date/Time:	Received by/Company: (Signature)	Date/Time:	
Relinquished by/Company: (Signature)	Date/Time:	Received by/Company: (Signature)	Date/Time:	Page: 3 of 5

Submitting a sample via this chain of custody constitutes acknowledgment and acceptance of the Pace® Terms and Conditions found at https://www.pacelabs.com/resource-library/resource/pace-terms-and-conditions/

Pace® Location Requested (City/State):

Pace Analytical Charlotte
5800 Ebony Ave. Suite 108, Huntersville, NC 28078

CHAIN-OF-CUSTODY Analytical Request Document

Chain-of-Custody is a LEGAL DOCUMENT - Complete all relevant fields

LAB USE ONLY- Affix Workorder/Login Label Here

Scan QR Code for Instructions

Company Name: Georgia Power - Bowen
Street Address: 241 Ralph McGill Blvd NE, Atlanta, GA 30308
Customer Project #:
Project Name: Bowen AP-1
Site Collection Info/Facility ID (as applicable):

Contact/Report To: Kristen Jurinko, Anthony Szwast
Phone #: (470) 217-0008
E-Mail: jenjurink@southernco.com
Cc E-Mail: Laura Midkiff, Ben Hodges, Mike Smiley, Noelia Gengi
Invoice to: Account Payable
Invoice E-mail: georgiapowerinvoices@southernco.com
Purchase Order # (if applicable): GPC82474-0007
Quote #:

Time Zone Collected: [ ] AK [ ] PT [ ] MT [ ] CT [X] ET
County / State origin of sample(s): Georgia

Data Deliverables: [ ] Level II [ ] Level III [ ] Level IV [ ] EQUIS [ ] Other
Regulatory Program (DW, RCRA, etc.) as applicable: Reportable [ ] Yes [ ] No
Rush (Pre-approval required): [ ] Same Day [ ] 1 Day [ ] 2 Day [ ] 3 Day Other
Data Results Requested:
DW PWSID # or WW Permit # as applicable:
Field Filtered (if applicable): [ ] Yes [ ] No
Analysis:

Specify Container Size **: 3 2 3 4 3 1
Identify Container Preservative Type***: 1 1 1 5+6 2 2
Analysis Requested

** Container Size: (1) 1L, (2) 500mL, (3) 250mL, (4) 125mL, (5) 100mL, (6) 40mL vial, (7) EnCore, (8) TerraCore, (9) None, (10) Other
*** Preservative Types: (1) None, (2) HNO3, (3) H2SO4, (4) HCl, (5) NaOH, (6) Zn Acetate, (7) NaHSO4, (8) Sod. Thiosulfate, (9) Ascorbic Acid, (10) MeOH, (11) Other

* Matrix Codes (Insert in Matrix box below): Drinking Water (DW), Ground Water (GW), Wastewater (WW), Product (P), Soil/Solid (SS), Oil (OL), Wipe (WP), Tissue (TS), Bioassay (B), Vapor (V), Surface Water (SW), Sediment (SED), Sludge (SL), Caulk (CK), Leachate (LE), Biosolid (BS), Other (OT)

Customer Sample ID	Matrix *	Comp / Grab	Composite Start Date	Composite Start Time	Collected or Composite End Date	Collected or Composite End Time	# Cont.	Residual Chlorine Result	Residual Chlorine Units	2320B Alkalinity	2540C Total Dissolved Solids	300.0-F, SO4, Cl	4500S2D Sulfide	App Metals III/IV + Major Ions	RAD 228/226	Lab Use Only
BOW-BGWC-25	WG	G					7			X	X	X	X	X	X	
BOW-BGWC-30	WG	G					7			X	X	X	X	X	X	
BOW-BGWA-6	WG	G					7			X	X	X	X	X	X	
BOW-BGWC-31	WG	G					7			X	X	X	X	X	X	
BOW-BGWC-32	WG	G					7			X	X	X	X	X	X	
BOW-BGWC-34D	WG	G					7			X	X	X	X	X	X	
BOW-BGWC-35D	WG	G					7			X	X	X	X	X	X	
BOW-BGWC-36D	WG	G			2/3/24	1047	7			X	X	X	X	X	X	640
BOW-BGWC-37D	WG	G					7			X	X	X	X	X	X	
BOW-BGWC-38D	WG	G			2/3/24	1317	7			X	X	X	X	X	X	641

Lab Use Only: Proj. Mgr: Bonnie Vang; Acct/Nam / Client ID:; Table #:; Profile / Template: 16507; Prelog / Bottle Ord. ID: EZ 3057855
Sample Comment
Preservation non-conformance identified for sample.

Additional Instructions from Pace®:
Task Code: BOW-CCR-ASSMT-2024S1

Collected By: Printed Name: Kevin Stephenson, William Lasker, Jay Stewart
Signature:
Resolute Environmental

Customer Remarks / Special Conditions / Possible Hazards:

Coolers: Thermometer ID: Correction Factor (°C): Obs. Temp. (°C): Corrected Temp. (°C): [ ] On Ice

Relinquished by/Company: (Signature)	Date/Time:	Received by/Company: (Signature)	Date/Time:
Relinquished by/Company: (Signature) Lynn Williams / Pace	Date/Time: 2/9/24 1535	Received by/Company: (Signature)	Date/Time: 2/9/24 1535
Relinquished by/Company: (Signature)	Date/Time:	Received by/Company: (Signature)	Date/Time:
Relinquished by/Company: (Signature)	Date/Time:	Received by/Company: (Signature)	Date/Time:

Relinquished by/Company: (Signature): Received by/Company: (Signature) Lynn Williams / Pace — Date/Time: 2/9/24 1247

Tracking Number:
Delivered by: [ ] In-Person [ ] Courier [ ] FedEX [ ] UPS [ ] Other

Submitting a sample via this chain of custody constitutes acknowledgment and acceptance of the Pace® Terms and Conditions found at https://www.pacelabs.com/resource-library/resource/pace-terms-and-conditions/

Pace® Location Requested (City/State):

Pace Analytical Charlotte
9800 Kincey Ave. Suite 100, Huntersville, NC 28078

CHAIN-OF-CUSTODY Analytical Request Document

Chain-of-Custody is a LEGAL DOCUMENT - Complete all relevant fields

LAB USE ONLY- Affix Workorder/Login Label Here

Scan QR Code for Instructions

Company Name: Georgia Power - Bowen

Street Address: 241 Ralph McGill Blvd NE, Atlanta, GA 30308

Customer Project #:

Project Name: Bowen AP-1

Site Collection Info/Facility ID (as applicable):

Contact/Report To: Kristen Jurinko, Anthony Szwast

Phone #: (470) 217-0008

E-Mail: knjurink@southernco.com

Cc E-Mail: Laura Midkiff, Ben Hodges, Mike Smitley, Noelia Gangi

Invoice to: Account Payable

Invoice E-mail: georgiapowerinvoices@southernco.com

Purchase Order # (if applicable): GPC62474-0007

Quote #:

Time Zone Collected: [ ] AK [ ] PT [ ] MT [ ] CT [X] ET

County / State origin of sample(s): Georgia

Data Deliverables: [ ] Level II [ ] Level III [ ] Level IV [ ] EQUIS [ ] Other

Regulatory Program (DW, RCRA, etc.) as applicable: Reportable [ ] Yes [ ] No

Rush (Pre-approval required): [ ] Same Day [ ] 1 Day [ ] 2 Day [ ] 3 Day Other

Date Results Requested:

DW PWSID # or WW Permit # as applicable:

Field Filtered (if applicable): [ ] Yes [ ] No

Analysis:

* Matrix Codes (Insert in Matrix box below): Drinking Water (DW), Ground Water (GW), Wastewater (WW), Product (P), Soil/Solid (SS), Oil (OL), Wipe (WP), Tissue (TS), Bioassay (B), Vapor (V), Surface Water (SW), Sediment (SED), Sludge (SL), Caulk (CK), Leachate (LL), Biosolid (BS), Other (OT)

Customer Sample ID	Matrix*	Comp / Grab	Composite Start Date	Composite Start Time	Collected or Composite End Date	Collected or Composite End Time	# Cont.	Residual Chlorine Report?	Residual Chlorine Units
BOW-BGWC-25	WG	G					7		
BOW-BGWC-30	WG	G					7		
BOW-BGWA-6	WG	G					7		
BOW-BGWC-31	WG	G					7		
BOW-BGWC-32	WG	G			2/8/24	0941	7		
BOW-BGWC-34D	WG	G					7		
BOW-BGWC-35D	WG	G					7		
BOW-BGWC-36D	WG	G					7		
BOW-BGWC-37D	WG	G					7		
BOW-BGWC-38D	WG	G					7		

Specify Container Size **: 3 2 3 4 3 1

Identify Container Preservative Type***: 1 1 1 5+6 2 2

Analysis Requested:

2320B Alkalinity	2540C Total Dissolved Solids	300.0-F,SO4, Cl	4500S2D Sulfide	App Metals III/IV + Major Ions	RAD 228/228
X	X	X	X	X	X
X	X	X	X	X	X
X	X	X	X	X	X
X	X	X	X	X	X
X	X	X	X	X	X
X	X	X	X	X	X
X	X	X	X	X	X
X	X	X	X	X	X
X	X	X	X	X	X
X	X	X	X	X	X

**Container Size: (1) 1L, (2) 500mL, (3) 250mL, (4) 125mL, (5) 100mL, (6) 40mL vial, (7) EnCore, (8) TerraCore, (9) 90mL, (10) Other

*** Preservative Types: (1) None, (2) HNO3, (3) H2SO4, (4) HCl, (5) NaOH, (6) Zn Acetate, (7) NaHSO4, (8) Sod. Thiosulfate, (9) Ascorbic Acid, (10) MeOH, (11) Other

Lab Use Only

Proj. Mgr: Bonnie Vang

Acct Num / Client ID:

Table #:

Profile / Template: 16507

Prelog / Bottle Ord. ID: EZ 3057855

Sample Comment

042

Preservation non-conformance identified for sample

Additional Instructions from Pace®:

Task Code: BOW-CCR-ASSMT-2024S1

Collected By: Kevin Stephenson, William Lesker, Jay Stewart

Printed Name:

Signature: Resolute Environmental

Customer Remarks / Special Conditions / Possible Hazards:

Coolers: Thermometer ID: Correction Factor (°C): Obs. Temp. (°C): Corrected Temp. (°C): [ ] On Ice

Relinquished by/Company: (Signature)	Date/Time:	Received by/Company: (Signature)	Date/Time:	Tracking Number:
William Lesker / Pace	2/9/24 1247	Ryan Williams / Pace	2/9/24 1247	
Ryan Williams / Pace	2/9/24 1535		2/9 1535	Delivered by: [ ] In-Person [ ] Courier [ ] FedEx [ ] UPS [ ] Other
Relinquished by/Company: (Signature)	Date/Time:	Received by/Company: (Signature)	Date/Time:	
Relinquished by/Company: (Signature)	Date/Time:	Received by/Company: (Signature)	Date/Time:	

Page: 3 of 5

Submitting a sample via this chain of custody constitutes acknowledgment and acceptance of the Pace® Terms and Conditions found at https://www.pacelabs.com/resource-library/resource/pace-terms-and-conditions/

Pace® Location Requested (City/State):

Pace Analytical Charlotte
9800 Kincey Ave. Suite 100, Huntersville, NC 28078

CHAIN-OF-CUSTODY Analytical Request Document

Chain-of-Custody is a LEGAL DOCUMENT - Complete all relevant fields

LAB USE ONLY- Affix Workorder/Login Label Here

Scan QR Code for Instructions

Company Name: Georgia Power - Bowen	Contact/Report To: Kristen Jurinko, Anthony Szwast
Street Address: 241 Ralph McGill Blvd NE, Atlanta, GA 30308	Phone #: (470) 217-0006
	E-Mail: knjurink@southernco.com
Customer Project #:	Cc E-Mail: Laura Midkiff, Ben Hodges, Mike Smiley, Noelle Gangi
Project Name: Bowen AP-1	Invoice to: Account Payable
Site Collection Info/Facility ID (as applicable):	Invoice E-mail: georgiapowerinvoices@southernco.com
	Purchase Order # (if applicable): GPC62474-0007
	Quote #:
Time Zone Collected: [ ] AK [ ] PT [ ] MT [ ] CT [X] ET	County / State origin of sample(s): Georgia
Data Deliverables: [ ] Level II [ ] Level III [ ] Level IV [ ] EQUIS [ ] Other	Regulatory Program (DW, RCRA, etc.) as applicable: Reportable [ ] Yes [ ] No
	Rush (Pre-approval required): [ ] Same Day [ ] 1 Day [ ] 2 Day [ ] 3 Day Other ____ Date Results Requested:
	DW PWSID # or WW Permit # as applicable: Field Filtered (if applicable): [ ] Yes [ ] No Analysis:

Specify Container Size **: 3 2 3 4 3 1

Identify Container Preservative Type***: 1 1 1 5+6 2 2

Analysis Requested

** Container Size: [1] 1L, [2] 500mL, [3] 250mL, [4] 125mL, [5] 100mL, [6] 40mL vial, [7] EnCore, [8] TerraCore, [9] 5gSoil, [10] Other

*** Preservative Types: [1] None, [2] HNO3, [3] H2SO4, [4] HCl, [5] MeOH, [6] Zn Acetate, [7] NaHSO4, [8] Sod. Thiosulfate, [9] Ascorbic Acid, [10] MeOH, [11] Other

* Matrix Codes (Insert in Matrix box below): Drinking Water (DW), Ground Water (GW), Wastewater (WW), Product (P), Soil/Solid (SS), Oil (OL), Wipe (WP), Tissue (TS), Bioassay (B), Vapor (V), Surface Water (SW), Sediment (SED), Sludge (SL), Caulk (CK), Leachate (LE), Biosolid (BS), Other (OT)

Customer Sample ID	Matrix*	Comp / Grab	Composite Start Date	Composite Start Time	Collected or Composite End Date	Collected or Composite End Time	# Cont.	Residual Chlorine Result	Residual Chlorine Units	2320B Alkalinity	2540C Total Dissolved Solids	300.0:F,SO4, Cl	4500S2D Sulfide	App Metals III/IV + Major Ions	RAD 226/228	Lab Use Only	Sample Comment	Preservation non-conformance identified for sample
BOW-BGWC-39	WG	G					7			X	X	X	X	X	X			
BOW-BGWC-40	WG	G					7			X	X	X	X	X	X			
BOW-BGWC-41D	WG	G					7			X	X	X	X	X	X			
BOW-BGWC-42D	WG	G					7			X	X	X	X	X	X			
BOW-BGWC-43D	WG	G					7			X	X	X	X	X	X			
BOW-BGWC-44D	WG	G					7			X	X	X	X	X	X			
BOW-BGWC-49D	WG	G			2/6/24	16:01	7			X	X	X	X	X	X			
BOW-BGWC-50D	WG	G					7			X	X	X	X	X	X		043	
BOW-BGWC-51	WG	G					7			X	X	X	X	X	X			
BOW-BGWC-52	WG	G					7			X	X	X	X	X	X			

Proj. Mgr: Bonnie Vang
Acctnum / Client ID:
Table #:
Profile / Template: 16507
Prelog / Bottle Ord. ID: EZ 3057855

Additional Instructions from Pace®:
Task Code: BOW-CCR-ASSMT-2024S1

Collected By:
Printed Name: Kevin Stephenson, William Leaker, Jay Siewert
Signature:
Resolute Environmental

Customer Remarks / Special Conditions / Possible Hazards:

Coolers: Thermometer ID: Correction Factor (°C): Obs. Temp. (°C): Corrected Temp. (°C): [ ] On Ice

Relinquished by/Company: (Signature)	Date/Time:	Received by/Company: (Signature)	Date/Time:
Relinquished by/Company: (Signature): Ryan William / Pace	Date/Time: 2/9/24 1535	Received by/Company: (Signature)	Date/Time: 2/9/24 1535
Relinquished by/Company: (Signature)	Date/Time:	Received by/Company: (Signature)	Date/Time:
Relinquished by/Company: (Signature)	Date/Time:	Received by/Company: (Signature)	Date/Time:

Tracking Number:

Delivered by: [ ] In-Person [ ] Courier [ ] FedEx [ ] UPS [ ] Other

Submitting a sample via this chain of custody constitutes acknowledgment and acceptance of the Pace® Terms and Conditions found at https://www.pacelabs.com/resource-library/resource/pace-terms-and-conditions/

Pace® Location Requested (City/State):

Pace Analytical Charlotte
9800 Kincey Ave. Suite 100, Huntersville, NC 28078

CHAIN-OF-CUSTODY Analytical Request Document

Chain-of-Custody is a LEGAL DOCUMENT - Complete all relevant fields

LAB USE ONLY- Affix Workorder/Login Label Here

Scan QR Code for instructions

Company Name: Georgia Power - Bowen	Contact/Report To: Kristen Jurinko, Anthony Szwast
Street Address: 241 Ralph McGill Blvd NE, Atlanta, GA 30308	Phone #: (470) 217-0008
	E-Mail: knjurink@southernco.com
Customer Project #:	Cc E-Mail: Laura Midkiff, Ben Hodges, Mike Smilley, Noelia Gangi
Project Name: Bowen AP-1	Invoice to: Account Payable
Site Collection Info/Facility ID (as applicable):	Invoice E-mail: georgiapowerinvoices@southernco.com
	Purchase Order # (if applicable): GPC62474-0007
	Quote #:
Time Zone Collected: [ ] AK [ ] PT [ ] MT [ ] CT [X] ET	County / State origin of sample(s): Georgia
Data Deliverables: [ ] Level II [ ] Level III [ ] Level IV [ ] EQUIS [ ] Other	Regulatory Program (DW, RCRA, etc.) as applicable: Reportable [ ] Yes [ ] No
Rush (Pre-approval required): [ ] Same Day [ ] 1 Day [ ] 2 Day [ ] 3 Day Other	DW PWSID # or WW Permit # as applicable:
Date Results Requested:	Field Filtered (if applicable): [ ] Yes [ ] No
	Analysis:

Specify Container Size **: 3 2 3 4 3 1

Identify Container Preservative Type***: 1 1 1 5+6 2 2

** Container Size: (1) 1L, (2) 500ml, (3) 250ml, (4) 125ml, (5) 100ml, (6) 40ml vial, (7) EnCore, (8) TerraCore, (9) Other, Specify

*** Preservative Types: (1) None, (2) HNO3, (3) H2SO4, (4) HCl, (5) NaOH, (6) Zn Acetate, (7) NaHSO4, (8) Sod. Thiosulfate, (9) Ascorbic Acid, (10) MeOH, (11) Other

* Matrix Codes (Insert in Matrix box below): Drinking Water (DW), Ground Water (GW), Wastewater (WW), Product (P), Soil/Solid (SS), Oil (OL), Wipe (WP), Tissue (TS), Bioassay (B), Vapor (V), Surface Water (SW), Sediment (SED), Sludge (SL), Caulk (CK), Leachate (LL), Biosolid (BS), Other (OT)

Customer Sample ID	Matrix *	Comp / Grab	Composite Start Date	Composite Start Time	Collected or Composite End Date	Collected or Composite End Time	# Cont.	Residual Chlorine Result	Residual Chlorine Units	2320B Alkalinity	2540C Total Dissolved Solids	300.0-F,SO4, Cl	4500S2D Sulfide	App Metals III/IV + Major Ions	RAD 228/228	Sample Comment
BOW-BGWC-39	WG	G					7			X	X	X	X	X	X	
BOW-BGWC-40	WG	G			2/6/24	1249	7			X	X	X	X	X	X	044
BOW-BGWC-41D	WG	G			2/7/24	1502	7			X	X	X	X	X	X	045
BOW-BGWC-42D	WG	G			2/7/24	1601	7			X	X	X	X	X	X	046
BOW-BGWC-43D	WG	G					7			X	X	X	X	X	X	
BOW-BGWC-44D	WG	G					7			X	X	X	X	X	X	
BOW-BGWC-49D	WG	G					7			X	X	X	X	X	X	
BOW-BGWC-50D	WG	G					7			X	X	X	X	X	X	
BOW-BGWC-51	WG	G					7			X	X	X	X	X	X	
BOW-BGWC-52	WG	G					7			X	X	X	X	X	X	

Lab Use Only: Proj. Mgr: Bonnie Vang; Acct Num / Client ID:; Table #:; Profile / Template: 16507; Prelog / Bottle Ord. ID: EZ 3057855

Preservation non-conformance identified for sample.

Additional Instructions from Pace®:
Task Code: BOW-CCR-ASSMT-2024S1

Collected By: Printed Name: Kevin Stephenson, William Lasker, Jay Stewart
Signature: [signature] Resolute Environmental

Customer Remarks / Special Conditions / Possible Hazards:

Coolers: Thermometer ID: Correction Factor (°C): Obs. Temp. (°C): Corrected Temp. (°C): [ ] On Ice

Relinquished by/Company: (Signature)	Date/Time:	Received by/Company: (Signature)	Date/Time:
[signature]	2/9/24 1247	Lyn Williams / Pace	2/9/24 1247
Lyn Williams / Pace	2/9/24 1535	[signature]	2/9/24 1535
Relinquished by/Company: (Signature)	Date/Time:	Received by/Company: (Signature)	Date/Time:
Relinquished by/Company: (Signature)	Date/Time:	Received by/Company: (Signature)	Date/Time:

Tracking Number:

Delivered by: [ ] In-Person [ ] Courier [ ] FedEx [ ] UPS [ ] Other

Submitting a sample via this chain of custody constitutes acknowledgment and acceptance of the Pace® Terms and Conditions found at https://www.pacelabs.com/resource-library/resource/pace-terms-and-conditions/

Pace® Location Requested (City/State):

Pace Analytical Charlotte
9800 Kinney Ave. Suite 100, Huntersville, NC 28078

CHAIN-OF-CUSTODY Analytical Request Document

Chain-of-Custody is a LEGAL DOCUMENT - Complete all relevant fields

LAB USE ONLY- Affix Workorder/Login Label Here

Scan QR Code for instructions

Company Name: Georgia Power - Bowen
Street Address: 241 Ralph McGill Blvd NE, Atlanta, GA 30308
Customer Project #:
Project Name: Bowen AP-1
Site Collection Info/Facility ID (as applicable):

Contact/Report To: Kristen Jurinko, Anthony Szwast
Phone #: (470) 217-0008
E-Mail: knjurink@southernco.com
Cc E-Mail: Laura Midkiff, Ben Hodges, Mike Smitley, Noelia Gangi
Invoice to: Account Payable
Invoice E-mail: georgiapowerinvoices@southernco.com
Purchase Order # (if applicable): GPC82474-0007
Quote #:

Time Zone Collected: [ ] AK [ ] PT [ ] MT [ ] CT [X] ET
County / State origin of sample(s): Georgia

Data Deliverables: [ ] Level II [ ] Level III [ ] Level IV [ ] EQUIS [ ] Other
Regulatory Program (DW, RCRA, etc.) as applicable: Reportable [ ] Yes [ ] No
Rush (Pre-approval required): [ ] Same Day [ ] 1 Day [ ] 2 Day [ ] 3 Day Other
Date Results Requested:
DW PWSD # or WW Permit # as applicable:
Field Filtered (if applicable): [ ] Yes [ ] No
Analysis:

* Matrix Codes (insert in Matrix box below): Drinking Water (DW), Ground Water (GW), Wastewater (WW), Product (P), Soil/Solid (SS), Oil (OL), Wipe (WP), Tissue (TS), Bioassay (B), Vapor (V), Surface Water (SW), Sediment (SED), Sludge (SL), Caulk (CK), Leachate (LL), Bioaxial (BS), Other (OT).

Specify Container Size **: 3 | 2 | 3 | 4 | 3 | 1
Identify Container Preservative Type ***: 1 | 1 | 1 | 5+6 | 2 | 2
Analysis Requested

** Container Size: (1) 1L, (2) 500mL, (3) 250mL, (4) 125mL, (5) 100mL, (6) 40mL vial, (7) EnCore, (8) TerraCore, (9) 60mL, (10) Other
*** Preservative Types: (1) None, (2) HNO3, (3) H2SO4, (4) HCl, (5) NaOH, (6) Zn Acetate, (7) NaHSO4, (8) Sod. Thiosulfate, (9) Ascorbic Acid, (10) MeOH, (11) Other

Lab Use Only: Proj. Mgr: Bonnie Vang; Accrtium / Client ID:; Table #:; Profile / Template: 16507; Prolog / Bottle Ord. ID: EZ 3057855

Customer Sample ID	Matrix*	Comp / Grab	Composite Start Date	Composite Start Time	Collected or Composite End Date	Collected or Composite End Time	# Cont.	Residual Chlorine Result	Residual Chlorine Units	2320B Alkalinity	2540C Total Dissolved Solids	300.0-F,SO4, Cl	4500S2D Sulfide	App Metals III/IV + Major Ions	RAD 226/228	Sample Comment	Preservation non-conformance identified for sample
BOW-BGWC-39	WG	G			2/8/24	1050	7			X	X	X	X	X	X	047	
BOW-BGWC-40	WG	G					7			X	X	X	X	X	X		
BOW-BGWC-41D	WG	G					7			X	X	X	X	X	X		
BOW-BGWC-42D	WG	G					7			X	X	X	X	X	X		
BOW-BGWC-43D	WG	G					7			X	X	X	X	X	X		
BOW-BGWC-44D	WG	G					7			X	X	X	X	X	X		
BOW-BGWC-49D	WG	G					7			X	X	X	X	X	X		
BOW-BGWC-50D	WG	G					7			X	X	X	X	X	X		
BOW-BGWC-51	WG	G					7			X	X	X	X	X	X		
BOW-BGWC-52	WG	G					7			X	X	X	X	X	X		

Additional Instructions from Pace®: Task Code: BOW-CCR-ASSMT-2024S1

Collected By: Printed Name: Kevin Stephenson, William Leaker, Jay Siewert
Signature: [signature] Resolute Environmental

Customer Remarks / Special Conditions / Possible Hazards:
Coolers: Thermometer ID: Correction Factor (°C): Gas Temp. (°C): Corrected Temp. (°C): [ ] On Ice

Relinquished by/Company: (Signature)	Date/Time:	Received by/Company: (Signature)	Date/Time:	Tracking Number:
[signature]	2/9/24 1247	Ryan Williams / Pace	2/9/24 1247	
Ryan Williams / Pace	2/9/24 1535	[signature]	2/9 1535	Delivered by: [ ] In-Person [ ] Courier [ ] FedEx [ ] UPS [ ] Other
				Page: 4 of 5

Submitting a sample via this chain of custody constitutes acknowledgment and acceptance of the Pace® Terms and Conditions found at https://www.pacelabs.com/resource-library/resource/pace-terms-and-conditions/

ENV-FRM-CORQ-0019_v02_110123 ©

Pace® Location Requested (City/State):

CHAIN-OF-CUSTODY Analytical Request Document

Chain-of-Custody is a LEGAL DOCUMENT - Complete all relevant fields

LAB USE ONLY- Affix Workorder/Login Label Here

Scan QR Code for Instructions

Company Name: Georgia Power - Bowen	Contact/Report To: Kristen Juninko, Anthony Szwast
Street Address: 241 Ralph McGill Blvd NE, Atlanta, GA 30308	Phone #: (470) 217-0008
	E-Mail: knjurink@southernco.com
Customer Project #:	Cc E-Mail: Laura Midkiff, Ben Hodges, Mike Smilley, Noelia Gangi
Project Name: Bowen AP-1	Invoice to: Account Payable
Site Collection Info/Facility ID (as applicable):	Invoice E-mail: georgiapowerinvoices@southernco.com
	Purchase Order # (if applicable): GPC62474-0007
	Quote #:
Time Zone Collected: [ ] AK [ ] PT [ ] MT [ ] CT [X] ET	County / State origin of sample(s): Georgia
Data Deliverables: [ ] Level II [ ] Level III [ ] Level IV [ ] EQUIS [ ] Other	Regulatory Program (DW, RCRA, etc.) as applicable: Reportable [ ] Yes [ ] No
	Rush (Pre-approval required): [ ] Same Day [ ] 1 Day [ ] 2 Day [ ] 3 Day Other
	Data Results Requested:
	DW PWSID # or WW Permit # as applicable:
	Field Filtered (if applicable): [ ] Yes [ ] No
	Analysis:

Specify Container Size **: 3 | 2 | 3 | 4 | 3 | 1

Identify Container Preservative Type***: 1 | 1 | 2 | 5+6 | 2 | 2

** Container Size: (1) 1L, (2) 500mL, (3) 250mL, (4) 125mL, (5) 100mL, (6) 40mL vial, (7) EnCore, (8) TerraCore, (9) 5grm, (10) other

*** Preservative Types: (1) None, (2) HNO3, (3) H2SO4, (4) HCl, (5) NaOH, (6) Zn Acetate, (7) NaHSO4, (8) Sod. Thiosulfate, (9) Ascorbic Acid, (10) MeOH, (11) Other

* Matrix Codes (Insert in Matrix box below): Drinking Water (DW), Ground Water (GW), Wastewater (WW), Product (P), Soil/Solid (SS), Oil (OL), Wipe (WP), Tissue (TS), Bioassay (B), Vapor (V), Surface Water (SW), Sediment (SED), Sludge (SL), Caulk (CK), Leachate (LE), Biosolid (BS), Other (OT)

Customer Sample ID	Matrix*	Comp / Grab	Composite Start Date	Composite Start Time	Collected or Composite End Date	Collected or Composite End Time	# Cont.	Residual Chlorine Result	Residual Chlorine Units	2320B Alkalinity	2540C Total Dissolved Solids	300.0-F, SO4, Cl	4500S2D Sulfide	App Metals IIIIV + Major Ions	RAD 226/228	Sample Comment
BOW-AP1-FD-01	WG	G					7			X	X	X	X	X	X	
BOW-AP1-FD-02	WG	G					7			X	X	X	X	X	X	
BOW-AP1-FD-03	WG	G					7			X	X	X	X	X	X	
BOW-AP1-FD-04	WG	G			2/7/24	—	7			X	X	X	X	X	X	
BOW-AP1-FB-04	WQ	G			2/7/24	1434	7			X	X	X	X	X	X	048 049
BOW-AP1-FB-	WQ	G					7			X	X	X	X	X	X	
BOW-AP1-EB-	WQ	G					7			X	X	X	X	X	X	
BOW-AP1-EB-	WQ	G					7			X	X	X	X	X	X	

Lab Use Only: Proj. Mgr: Bonnie Vang; Accitum / Client ID:; Table #:; Profile / Template: 16507; Prelog / Bottle Ord. ID: EZ 3057855

Preservation non-conformance identified for sample.

Additional Instructions from Pace®:
Task Code: BOW-CCR-ASSMT-2024S1

Collected By: Printed Name: Kevin Stephenson, William Leaker, Jay Stewart
Signature: Resolute Environmental

Customer Remarks / Special Conditions / Possible Hazards:

Coolers: Thermometer ID: Correction Factor (°C): Obs. Temp. (°C): Corrected Temp. (°C): [ ] On Ice

Relinquished by/Company: (Signature)	Date/Time:	Received by/Company: (Signature)	Date/Time:	Tracking Number:
	2/9/24 1247	Ryan Williams / Pace	2/9/24 1247	
Relinquished by/Company: (Signature) Ryan Williams / Pace	2/9/24 1625	Received by/Company: (Signature)	Time: 2/9 1535	Delivered by: [ ] In-Person [ ] Courier
Relinquished by/Company: (Signature)	Date/Time:	Received by/Company: (Signature)	Date/Time:	[ ] FedEX [ ] UPS [ ] Other
Relinquished by/Company: (Signature)	Date/Time:	Received by/Company: (Signature)	Date/Time:	Page: 5 of 5

Submitting a sample via this chain of custody constitutes acknowledgment and acceptance of the Pace® Terms and Conditions found at https://www.pacelabs.com/resource-library/resource/pace-terms-and-conditions/

Pace® Location Requested (City/State):

Pace Analytical Charlotte
9800 Kincey Ave. Suite 100, Huntersville, NC 28078

CHAIN-OF-CUSTODY Analytical Request Document

Chain-of-Custody is a LEGAL DOCUMENT - Complete all relevant fields

LAB USE ONLY- Affix Workorder/Login Label Here

Scan QR Code for instructions

Company Name: Georgia Power - Bowen	Contact/Report To: Kristen Jurinko, Anthony Szwast
Street Address: 241 Ralph McGill Blvd NE, Atlanta, GA 30308	Phone #: (470) 217-0008
	E-Mail: krjurink@southernco.com
Customer Project #:	Cc E-Mail: Laura Midkiff, Ben Hodges, Mike Smilley, Noelia Gangi
Project Name: Bowen AP-1	Invoice to: Account Payable
Site Collection Info/Facility ID (as applicable):	Invoice E-mail: georgiapowerinvoices@southernco.com
	Purchase Order # (if applicable): GPC82474-0007
	Quote #:
Time Zone Collected: [ ] AK [ ] PT [ ] MT [ ] CT [X] ET	County / State origin of sample(s): Georgia

Data Deliverables: [ ] Level II [ ] Level III [ ] Level IV [ ] EQUIS [ ] Other

Regulatory Programs (DW, RCRA, etc.) as applicable: Reportable [ ] Yes [ ] No

Rush (Pre-approval required): [ ] Same Day [ ] 1 Day [ ] 2 Day [ ] 3 Day Other

Date Results Requested:

DW PWSID # or WW Permit # as applicable:

Field Filtered (if applicable): [ ] Yes [ ] No

Analysis:

* Matrix Codes (Insert in Matrix box below): Drinking Water (DW), Ground Water (GW), Wastewater (WW), Product (P), Soil/Solid (SS), Oil (OL), Wipe (WP), Tissue (TS), Bioassay (B), Vapor (V), Surface Water (SW), Sediment (SED), Sludge (SL), Caulk (CK), Leachate (LE), Biosolid (BS), Other (OT)

Customer Sample ID	Matrix *	Comp / Grab	Composite Start Date	Composite Start Time	Collected or Composite End Date	Collected or Composite End Time	# Cont.	Residual Chlorine Result	Residual Chlorine Units	2320B Alkalinity	2540C Total Dissolved Solids	300.0-F, SO4, Cl	4500S2D Sulfide	App Metals III/IV + Major Ions	RAD 226/228					Sample Comment
Specify Container Size **										3	2	3	4	1	1					
Identify Container Preservative Type***										1	1	1	5+6	2	2					
BOW-AP1-FD-01	WG	G					7			X	X	X	X	X	X					
BOW-AP1-FD-02	WG	G					7			X	X	X	X	X	X					
BOW-AP1-FD-03	WG	G					7			X	X	X	X	X	X					
BOW-AP1-FD-04	WG	G					7			X	X	X	X	X	X					
BOW-AP1-FB-	WQ	G					7			X	X	X	X	X	X					
BOW-AP1-FB-	WQ	G					7			X	X	X	X	X	X					
BOW-AP1-EB-02	WQ	G			2/8/24	1455	7			X	X	X	X	X	X					
BOW-AP1-EB-	WQ	G					7			X	X	X	X	X	X					0520

Lab Use Only: Proj. Mgr: Bonnie Vang; Acctnum / Client ID:; Table #:; Profile / Template: 16507; Prelog / Bottle Ord. ID: EZ 3057855

**Container Size: (1) 1L, (2) 500mL, (3) 250mL, (4) 125mL, (5) 100mL, (6) 40mL vial, (7) EnCore, (8) TerraCore, (9) 95mL, (10) Other

*** Preservative Types: (1) None, (2) HNO3, (3) H2SO4, (4) HCl, (5) NaOH, (6) Zn Acetate, (7) NaHSO4, (8) Sod. Thiosulfate, (9) Ascorbic Acid, (10) MeOH, (11) Other

Preservation non-conformance identified for sample.

Additional Instructions from Pace®:
Task Code: BOW-CCR-ASSMT-2024S1

Collected By: Printed Name: Kevin Stephenson, William Leaker, Jay Stewart
Signature: Rochelle Environmental

Customer Remarks / Special Conditions / Possible Hazards:

Coolers: Thermometer ID: Correction Factor (°C): Obs. Temp. (°C): Corrected Temp. (°C): [ ] On Ice

Relinquished by/Company: (Signature)	Date/Time: 2/9/24 1247	Received by/Company: (Signature)		Date/Time: 2/9/24 1247	Tracking Number:
Relinquished by/Company: (Signature) Lynn Williams / Pace	Date/Time: 2/9/24 1535	Received by/Company: (Signature)		Date/Time: 2/9/24 1535	Delivered by: [ ] In-Person [ ] Courier [ ] FedEx [ ] UPS [ ] Other
Relinquished by/Company: (Signature)	Date/Time:	Received by/Company: (Signature)		Date/Time:	
Relinquished by/Company: (Signature)	Date/Time:	Received by/Company: (Signature)		Date/Time:	Page: 5 of 5

Submitting a sample via this chain of custody constitutes acknowledgment and acceptance of the Pace® Terms and Conditions found at https://www.pacelabs.com/resource-library/resource/pace-terms-and-conditions/

Quality Control Sample Performance Assessment

Pace Analytical
www.pacelabs.com

Test:	Ra-228
Analyst:	VAL
Date:	2/7/2024
Worklist:	77504
Matrix:	WT

Analyst Must Manually Enter All Fields Highlighted in Yellow.

Method Blank Assessment	
MB Sample ID	3149922
MB concentration:	0.178
M/B 2 Sigma CSU:	0.315
MB MDC:	0.689
MB Numerical Performance Indicator:	1.11
MB Status vs Numerical Indicator:	Pass
MB Status vs. MDC:	Pass

Laboratory Control Sample Assessment	LCSD (Y or N)?	Y
	LCS77504	LCSD77504
Count Date:	2/14/2024	2/14/2024
Spike I.D.:	23-043	23-043
Decay Corrected Spike Concentration (pCi/mL):	37.865	37.865
Volume Used (mL):	0.10	0.10
Aliquot Volume (L, g, F):	0.817	0.818
Target Conc. (pCi/L, g, F):	4.632	4.630
Uncertainty (Calculated):	0.227	0.227
Result (pCi/L, g, F):	3.521	3.009
LCS/LCSD 2 Sigma CSU (pCi/L, g, F):	0.861	0.788
Numerical Performance Indicator:	-2.45	-3.87
Percent Recovery:	76.00%	64.99%
Status vs Numerical Indicator:	N/A	N/A
Status vs Recovery:	Pass	Pass
Upper % Recovery Limits:	135%	135%
Lower % Recovery Limits:	60%	60%

Sample Matrix Spike Control Assessment	MS/MSD 1	MS/MSD 2
Sample Collection Date:		
Sample I.D.		
Sample MS I.D.		
Sample MSD I.D.		
Spike I.D.:		
MS/MSD Decay Corrected Spike Concentration (pCi/mL):		
Spike Volume Used in MS (mL):		
Spike Volume Used in MSD (mL):		
MS Aliquot (L, g, F):		
MS Target Conc.(pCi/L, g, F):		
MSD Aliquot (L, g, F):		
MSD Target Conc. (pCi/L, g, F):		
MS Spike Uncertainty (calculated):		
MSD Spike Uncertainty (calculated):		
Sample Result:		
Sample Result 2 Sigma CSU (pCi/L, g, F):		
Sample Matrix Spike Result:		
Matrix Spike Result 2 Sigma CSU (pCi/L, g, F):		
Sample Matrix Spike Duplicate Result:		
Matrix Spike Duplicate Result 2 Sigma CSU (pCi/L, g, F):		
MS Numerical Performance Indicator:		
MSD Numerical Performance Indicator:		
MS Percent Recovery:		
MSD Percent Recovery:		
MS Status vs Numerical Indicator:		
MSD Status vs Numerical Indicator:		
MS Status vs Recovery:		
MSD Status vs Recovery:		
MS/MSD Upper % Recovery Limits:		
MS/MSD Lower % Recovery Limits:		

Duplicate Sample Assessment		
Sample I.D.:	LCS77504	Enter Duplicate sample IDs if other than LCS/LCSD in the space below.
Duplicate Sample I.D.	LCSD77504	
Sample Result (pCi/L, g, F):	3.521	
Sample Result 2 Sigma CSU (pCi/L, g, F):	0.861	
Sample Duplicate Result (pCi/L, g, F):	3.009	
Sample Duplicate Result 2 Sigma CSU (pCi/L, g, F):	0.788	
Are sample and/or duplicate results below RL?	NO	
Duplicate Numerical Performance Indicator:	0.860	
(Based on the LCS/LCSD Percent Recoveries) Duplicate RPD:	15.62%	
Duplicate Status vs Numerical Indicator:	Pass	
Duplicate Status vs RPD:	Pass	
% RPD Limit:	36%	

Matrix Spike/Matrix Spike Duplicate Sample Assessment		
Sample I.D.		
Sample MS I.D.		
Sample MSD I.D.		
Sample Matrix Spike Result:		
Matrix Spike Result 2 Sigma CSU (pCi/L, g, F):		
Sample Matrix Spike Duplicate Result:		
Matrix Spike Duplicate Result 2 Sigma CSU (pCi/L, g, F):		
Duplicate Numerical Performance Indicator:		
(Based on the Percent Recoveries) MS/ MSD Duplicate RPD:		
MS/ MSD Duplicate Status vs Numerical Indicator:		
MS/ MSD Duplicate Status vs RPD:		
% RPD Limit:		

Evaluation of duplicate precision is not applicable if either the sample or duplicate results are below the MDC.

Comments:

VAL
2/15/24

VAM 2/15/24

Quality Control Sample Performance Assessment

Pace Analytical™ www.pacelabs.com

Test:	Ra-228
Analyst:	JJS1
Date:	2/13/2024
Worklist:	77525
Matrix:	WT

Analyst Must Manually Enter All Fields Highlighted in Yellow.

Method Blank Assessment	
MB Sample ID	3152356
MB concentration:	0.898
M/B 2 Sigma CSU:	0.401
MB MDC:	0.652
MB Numerical Performance Indicator:	4.38
MB Status vs Numerical Indicator:	Fail*
MB Status vs. MDC:	See Comment*

Laboratory Control Sample Assessment	LCSD (Y or N)?	Y
	LCS77525	LCSD77525
Count Date:	2/20/2024	2/20/2024
Spike I.D.:	23-043	23-043
Decay Corrected Spike Concentration (pCi/mL):	37.792	37.792
Volume Used (mL):	0.10	0.10
Aliquot Volume (L, g, F):	0.818	0.818
Target Conc. (pCi/L, g, F):	4.618	4.620
Uncertainty (Calculated):	0.226	0.226
Result (pCi/L, g, F):	4.323	4.607
LCS/LCSD 2 Sigma CSU (pCi/L, g, F):	1.027	1.023
Numerical Performance Indicator:	-0.55	-0.03
Percent Recovery:	93.63%	99.71%
Status vs Numerical Indicator:	N/A	N/A
Status vs Recovery:	Pass	Pass
Upper % Recovery Limits:	135%	135%
Lower % Recovery Limits:	60%	60%

Sample Matrix Spike Control Assessment	MS/MSD 1	MS/MSD 2
Sample Collection Date:		
Sample I.D.		
Sample MS I.D.		
Sample MSD I.D.		
Spike I.D.:		
MS/MSD Decay Corrected Spike Concentration (pCi/mL):		
Spike Volume Used in MS (mL):		
Spike Volume Used in MSD (mL):		
MS Aliquot (L, g, F):		
MS Target Conc.(pCi/L, g, F):		
MSD Aliquot (L, g, F):		
MSD Target Conc. (pCi/L, g, F):		
MS Spike Uncertainty (calculated):		
MSD Spike Uncertainty (calculated):		
Sample Result:		
Sample Result 2 Sigma CSU (pCi/L, g, F):		
Sample Matrix Spike Result:		
Matrix Spike Result 2 Sigma CSU (pCi/L, g, F):		
Sample Matrix Spike Duplicate Result:		
Matrix Spike Duplicate Result 2 Sigma CSU (pCi/L, g, F):		
MS Numerical Performance Indicator:		
MSD Numerical Performance Indicator:		
MS Percent Recovery:		
MSD Percent Recovery:		
MS Status vs Numerical Indicator:		
MSD Status vs Numerical Indicator:		
MS Status vs Recovery:		
MSD Status vs Recovery:		
MS/MSD Upper % Recovery Limits:		
MS/MSD Lower % Recovery Limits:		

Duplicate Sample Assessment		
Sample I.D.:	LCS77525	Enter Duplicate sample IDs if other than LCS/LCSD in the space below.
Duplicate Sample I.D.	LCSD77525	
Sample Result (pCi/L, g, F):	4.323	
Sample Result 2 Sigma CSU (pCi/L, g, F):	1.027	
Sample Duplicate Result (pCi/L, g, F):	4.607	
Sample Duplicate Result 2 Sigma CSU (pCi/L, g, F):	1.023	
Are sample and/or duplicate results below RL?	NO	
Duplicate Numerical Performance Indicator:	-0.383	
(Based on the LCS/LCSD Percent Recoveries) Duplicate RPD:	6.29%	
Duplicate Status vs Numerical Indicator:	Pass	
Duplicate Status vs RPD:	Pass	
% RPD Limit:	36%	

Matrix Spike/Matrix Spike Duplicate Sample Assessment		
Sample I.D.		
Sample MS I.D.		
Sample MSD I.D.		
Sample Matrix Spike Result:		
Matrix Spike Result 2 Sigma CSU (pCi/L, g, F):		
Sample Matrix Spike Duplicate Result:		
Matrix Spike Duplicate Result 2 Sigma CSU (pCi/L, g, F):		
Duplicate Numerical Performance Indicator:		
(Based on the Percent Recoveries) MS/ MSD Duplicate RPD:		
MS/ MSD Duplicate Status vs Numerical Indicator:		
MS/ MSD Duplicate Status vs RPD:		
% RPD Limit:		

Evaluation of duplicate precision is not applicable if either the sample or duplicate results are below the MDC.

Comments:
*The method blank result is below the reporting limit for this analysis and is acceptable.

2/21/24

LAM 2/21/24

Quality Control Sample Performance Assessment

Pace Analytical
www.pacelabs.com

Test:	Ra-228
Analyst:	VAL
Date:	2/13/2024
Worklist:	77526
Matrix:	WT

Analyst Must Manually Enter All Fields Highlighted in Yellow.

Method Blank Assessment	
MB Sample ID	3152359
MB concentration:	0.305
M/B 2 Sigma CSU:	0.286
MB MDC:	0.582
MB Numerical Performance Indicator:	2.09
MB Status vs Numerical Indicator:	Warning
MB Status vs. MDC:	Pass

Laboratory Control Sample Assessment	LCSD (Y or N)?	Y
	LCS77526	LCSD77526
Count Date:	2/20/2024	2/20/2024
Spike I.D.:	23-043	23-043
Decay Corrected Spike Concentration (pCi/mL):	37.792	37.792
Volume Used (mL):	0.10	0.10
Aliquot Volume (L, g, F):	0.817	0.815
Target Conc. (pCi/L, g, F):	4.624	4.636
Uncertainty (Calculated):	0.227	0.227
Result (pCi/L, g, F):	3.006	3.044
LCS/LCSD 2 Sigma CSU (pCi/L, g, F):	0.775	0.715
Numerical Performance Indicator:	-3.93	-4.16
Percent Recovery:	65.02%	65.67%
Status vs Numerical Indicator:	N/A	N/A
Status vs Recovery:	Pass	Pass
Upper % Recovery Limits:	135%	135%
Lower % Recovery Limits:	60%	60%

Sample Matrix Spike Control Assessment	MS/MSD 1	MS/MSD 2
Sample Collection Date:		
Sample I.D.		
Sample MS I.D.		
Sample MSD I.D.		
Spike I.D.:		
MS/MSD Decay Corrected Spike Concentration (pCi/mL):		
Spike Volume Used in MS (mL):		
Spike Volume Used in MSD (mL):		
MS Aliquot (L, g, F):		
MS Target Conc.(pCi/L, g, F):		
MSD Aliquot (L, g, F):		
MSD Target Conc. (pCi/L, g, F):		
MS Spike Uncertainty (calculated):		
MSD Spike Uncertainty (calculated):		
Sample Result:		
Sample Result 2 Sigma CSU (pCi/L, g, F):		
Sample Matrix Spike Result:		
Matrix Spike Result 2 Sigma CSU (pCi/L, g, F):		
Sample Matrix Spike Duplicate Result:		
Matrix Spike Duplicate Result 2 Sigma CSU (pCi/L, g, F):		
MS Numerical Performance Indicator:		
MSD Numerical Performance Indicator:		
MS Percent Recovery:		
MSD Percent Recovery:		
MS Status vs Numerical Indicator:		
MSD Status vs Numerical Indicator:		
MS Status vs Recovery:		
MSD Status vs Recovery:		
MS/MSD Upper % Recovery Limits:		
MS/MSD Lower % Recovery Limits:		

Duplicate Sample Assessment		
Sample I.D.:	LCS77526	Enter Duplicate sample IDs if other than LCS/LCSD in the space below.
Duplicate Sample I.D.	LCSD77526	
Sample Result (pCi/L, g, F):	3.006	
Sample Result 2 Sigma CSU (pCi/L, g, F):	0.775	
Sample Duplicate Result (pCi/L, g, F):	3.044	
Sample Duplicate Result 2 Sigma CSU (pCi/L, g, F):	0.715	
Are sample and/or duplicate results below RL?	NO	
Duplicate Numerical Performance Indicator:	-0.071	
(Based on the LCS/LCSD Percent Recoveries) Duplicate RPD:	0.99%	
Duplicate Status vs Numerical Indicator:	Pass	
Duplicate Status vs RPD:	Pass	
% RPD Limit:	36%	

Matrix Spike/Matrix Spike Duplicate Sample Assessment		
Sample I.D.		
Sample MS I.D.		
Sample MSD I.D.		
Sample Matrix Spike Result:		
Matrix Spike Result 2 Sigma CSU (pCi/L, g, F):		
Sample Matrix Spike Duplicate Result:		
Matrix Spike Duplicate Result 2 Sigma CSU (pCi/L, g, F):		
Duplicate Numerical Performance Indicator:		
(Based on the Percent Recoveries) MS/ MSD Duplicate RPD:		
MS/ MSD Duplicate Status vs Numerical Indicator:		
MS/ MSD Duplicate Status vs RPD:		
% RPD Limit:		

Evaluation of duplicate precision is not applicable if either the sample or duplicate results are below the MDC.

Comments:

VAL
2/21/24

2/21/24

Quality Control Sample Performance Assessment

Pace Analytical
www.pacelabs.com

Test:	Ra-228
Analyst:	VAL
Date:	2/15/2024
Worklist:	77574
Matrix:	WT

Analyst Must Manually Enter All Fields Highlighted in Yellow.

Method Blank Assessment	
MB Sample ID	3156333
MB concentration:	0.591
M/B 2 Sigma CSU:	0.314
MB MDC:	0.546
MB Numerical Performance Indicator:	3.68
MB Status vs Numerical Indicator:	Fail*
MB Status vs. MDC:	See Comment*

OK

Laboratory Control Sample Assessment	LCSD (Y or N)?	Y
	LCS77574	LCSD77574
Count Date:	2/22/2024	2/22/2024
Spike I.D.:	23-043	23-043
Decay Corrected Spike Concentration (pCi/mL):	37.767	37.767
Volume Used (mL):	0.10	0.10
Aliquot Volume (L, g, F):	0.817	0.815
Target Conc. (pCi/L, g, F):	4.625	4.633
Uncertainty (Calculated):	0.227	0.227
Result (pCi/L, g, F):	4.048	3.902
LCS/LCSD 2 Sigma CSU (pCi/L, g, F):	0.942	0.852
Numerical Performance Indicator:	-1.17	-1.63
Percent Recovery:	87.53%	84.21%
Status vs Numerical Indicator:	N/A	N/A
Status vs Recovery:	Pass	Pass
Upper % Recovery Limits:	135%	135%
Lower % Recovery Limits:	60%	60%

Sample Matrix Spike Control Assessment	MS/MSD 1	MS/MSD 2
Sample Collection Date:		
Sample I.D.		
Sample MS I.D.		
Sample MSD I.D.		
Spike I.D.:		
MS/MSD Decay Corrected Spike Concentration (pCi/mL):		
Spike Volume Used in MS (mL):		
Spike Volume Used in MSD (mL):		
MS Aliquot (L, g, F):		
MS Target Conc.(pCi/L, g, F):		
MSD Aliquot (L, g, F):		
MSD Target Conc. (pCi/L, g, F):		
MS Spike Uncertainty (calculated):		
MSD Spike Uncertainty (calculated):		
Sample Result:		
Sample Result 2 Sigma CSU (pCi/L, g, F):		
Sample Matrix Spike Result:		
Matrix Spike Result 2 Sigma CSU (pCi/L, g, F):		
Sample Matrix Spike Duplicate Result:		
Matrix Spike Duplicate Result 2 Sigma CSU (pCi/L, g, F):		
MS Numerical Performance Indicator:		
MSD Numerical Performance Indicator:		
MS Percent Recovery:		
MSD Percent Recovery:		
MS Status vs Numerical Indicator:		
MSD Status vs Numerical Indicator:		
MS Status vs Recovery:		
MSD Status vs Recovery:		
MS/MSD Upper % Recovery Limits:		
MS/MSD Lower % Recovery Limits:		

Duplicate Sample Assessment		
Sample I.D.:	LCS77574	Enter Duplicate sample IDs if other than LCS/LCSD in the space below.
Duplicate Sample I.D.	LCSD77574	
Sample Result (pCi/L, g, F):	4.048	
Sample Result 2 Sigma CSU (pCi/L, g, F):	0.942	
Sample Duplicate Result (pCi/L, g, F):	3.902	
Sample Duplicate Result 2 Sigma CSU (pCi/L, g, F):	0.852	
Are sample and/or duplicate results below RL?	NO	
Duplicate Numerical Performance Indicator:	0.226	
(Based on the LCS/LCSD Percent Recoveries) Duplicate RPD:	3.87%	
Duplicate Status vs Numerical Indicator:	Pass	
Duplicate Status vs RPD:	Pass	
% RPD Limit:	36%	

Matrix Spike/Matrix Spike Duplicate Sample Assessment		
Sample I.D.		
Sample MS I.D.		
Sample MSD I.D.		
Sample Matrix Spike Result:		
Matrix Spike Result 2 Sigma CSU (pCi/L, g, F):		
Sample Matrix Spike Duplicate Result:		
Matrix Spike Duplicate Result 2 Sigma CSU (pCi/L, g, F):		
Duplicate Numerical Performance Indicator:		
(Based on the Percent Recoveries) MS/ MSD Duplicate RPD:		
MS/ MSD Duplicate Status vs Numerical Indicator:		
MS/ MSD Duplicate Status vs RPD:		
% RPD Limit:		

Evaluation of duplicate precision is not applicable if either the sample or duplicate results are below the MDC.

Comments:
*The method blank result is below the reporting limit for this analysis and is acceptable.

VAM 2/23/24

VAL
2/23/24

Quality Control Sample Performance Assessment

Pace Analytical™ www.pacelabs.com

Test:	Ra-228
Analyst:	JJS1
Date:	2/19/2024
Worklist:	77657
Matrix:	WT

Analyst Must Manually Enter All Fields Highlighted in Yellow.

Method Blank Assessment	
MB Sample ID	3161393
MB concentration:	0.220
M/B 2 Sigma CSU:	0.276
MB MDC:	0.582
MB Numerical Performance Indicator:	1.56
MB Status vs Numerical Indicator:	Pass
MB Status vs. MDC:	Pass

Laboratory Control Sample Assessment	LCSD (Y or N)?	Y
	LCS77657	LCSD77657
Count Date:	2/23/2024	2/23/2024
Spike I.D.:	23-043	23-043
Decay Corrected Spike Concentration (pCi/mL):	37.754	37.754
Volume Used (mL):	0.10	0.10
Aliquot Volume (L, g, F):	0.817	0.820
Target Conc. (pCi/L, g, F):	4.621	4.602
Uncertainty (Calculated):	0.226	0.226
Result (pCi/L, g, F):	3.825	4.210
LCS/LCSD 2 Sigma CSU (pCi/L, g, F):	0.907	0.978
Numerical Performance Indicator:	-1.67	-0.77
Percent Recovery:	82.77%	91.48%
Status vs Numerical Indicator:	N/A	N/A
Status vs Recovery:	Pass	Pass
Upper % Recovery Limits:	135%	135%
Lower % Recovery Limits:	60%	60%

Sample Matrix Spike Control Assessment	MS/MSD 1	MS/MSD 2
Sample Collection Date:		
Sample I.D.		
Sample MS I.D.		
Sample MSD I.D.		
Spike I.D.:		
MS/MSD Decay Corrected Spike Concentration (pCi/mL):		
Spike Volume Used in MS (mL):		
Spike Volume Used in MSD (mL):		
MS Aliquot (L, g, F):		
MS Target Conc.(pCi/L, g, F):		
MSD Aliquot (L, g, F):		
MSD Target Conc. (pCi/L, g, F):		
MS Spike Uncertainty (calculated):		
MSD Spike Uncertainty (calculated):		
Sample Result:		
Sample Result 2 Sigma CSU (pCi/L, g, F):		
Sample Matrix Spike Result:		
Matrix Spike Result 2 Sigma CSU (pCi/L, g, F):		
Sample Matrix Spike Duplicate Result:		
Matrix Spike Duplicate Result 2 Sigma CSU (pCi/L, g, F):		
MS Numerical Performance Indicator:		
MSD Numerical Performance Indicator:		
MS Percent Recovery:		
MSD Percent Recovery:		
MS Status vs Numerical Indicator:		
MSD Status vs Numerical Indicator:		
MS Status vs Recovery:		
MSD Status vs Recovery:		
MS/MSD Upper % Recovery Limits:		
MS/MSD Lower % Recovery Limits:		

Duplicate Sample Assessment		
Sample I.D.:	LCS77657	Enter Duplicate sample IDs if other than LCS/LCSD in the space below.
Duplicate Sample I.D.	LCSD77657	
Sample Result (pCi/L, g, F):	3.825	
Sample Result 2 Sigma CSU (pCi/L, g, F):	0.907	
Sample Duplicate Result (pCi/L, g, F):	4.210	
Sample Duplicate Result 2 Sigma CSU (pCi/L, g, F):	0.978	
Are sample and/or duplicate results below RL?	NO	
Duplicate Numerical Performance Indicator:	-0.566	
(Based on the LCS/LCSD Percent Recoveries) Duplicate RPD:	9.99%	
Duplicate Status vs Numerical Indicator:	Pass	
Duplicate Status vs RPD:	Pass	
% RPD Limit:	36%	

Matrix Spike/Matrix Spike Duplicate Sample Assessment		
Sample I.D.		
Sample MS I.D.		
Sample MSD I.D.		
Sample Matrix Spike Result:		
Matrix Spike Result 2 Sigma CSU (pCi/L, g, F):		
Sample Matrix Spike Duplicate Result:		
Matrix Spike Duplicate Result 2 Sigma CSU (pCi/L, g, F):		
Duplicate Numerical Performance Indicator:		
(Based on the Percent Recoveries) MS/ MSD Duplicate RPD:		
MS/ MSD Duplicate Status vs Numerical Indicator:		
MS/ MSD Duplicate Status vs RPD:		
% RPD Limit:		

Evaluation of duplicate precision is not applicable if either the sample or duplicate results are below the MDC.

Comments:

2/26/24

ET 2-26-24

Quality Control Sample Performance Assessment

Pace Analytical
www.pacelabs.com

Analyst Must Manually Enter All Fields Highlighted in Yellow.

Test:	Ra-228
Analyst:	ZPC
Date:	2/22/2024
Worklist:	77689
Matrix:	WT

Method Blank Assessment	
MB Sample ID	3163857
MB concentration:	-0.056
M/B 2 Sigma CSU:	0.253
MB MDC:	0.622
MB Numerical Performance Indicator:	-0.43
MB Status vs Numerical Indicator:	Pass
MB Status vs. MDC:	Pass

Laboratory Control Sample Assessment	LCSD (Y or N)?	Y
	LCS77689	LCSD77689
Count Date:	3/4/2024	2/29/2024
Spike I.D.:	23-043	23-043
Decay Corrected Spike Concentration (pCi/mL):	37.629	37.679
Volume Used (mL):	0.10	0.10
Aliquot Volume (L, g, F):	0.816	0.816
Target Conc. (pCi/L, g, F):	4.611	4.615
Uncertainty (Calculated):	0.226	0.226
Result (pCi/L, g, F):	3.941	3.748
LCS/LCSD 2 Sigma CSU (pCi/L, g, F):	0.952	0.891
Numerical Performance Indicator:	-1.34	-1.85
Percent Recovery:	85.45%	81.22%
Status vs Numerical Indicator:	N/A	N/A
Status vs Recovery:	Pass	Pass
Upper % Recovery Limits:	135%	135%
Lower % Recovery Limits:	60%	60%

Sample Matrix Spike Control Assessment	MS/MSD 1	MS/MSD 2
Sample Collection Date:		
Sample I.D.		
Sample MS I.D.		
Sample MSD I.D.		
Spike I.D.:		
MS/MSD Decay Corrected Spike Concentration (pCi/mL):		
Spike Volume Used in MS (mL):		
Spike Volume Used in MSD (mL):		
MS Aliquot (L, g, F):		
MS Target Conc.(pCi/L, g, F):		
MSD Aliquot (L, g, F):		
MSD Target Conc. (pCi/L, g, F):		
MS Spike Uncertainty (calculated):		
MSD Spike Uncertainty (calculated):		
Sample Result:		
Sample Result 2 Sigma CSU (pCi/L, g, F):		
Sample Matrix Spike Result:		
Matrix Spike Result 2 Sigma CSU (pCi/L, g, F):		
Sample Matrix Spike Duplicate Result:		
Matrix Spike Duplicate Result 2 Sigma CSU (pCi/L, g, F):		
MS Numerical Performance Indicator:		
MSD Numerical Performance Indicator:		
MS Percent Recovery:		
MSD Percent Recovery:		
MS Status vs Numerical Indicator:		
MSD Status vs Numerical Indicator:		
MS Status vs Recovery:		
MSD Status vs Recovery:		
MS/MSD Upper % Recovery Limits:		
MS/MSD Lower % Recovery Limits:		

Duplicate Sample Assessment		
Sample I.D.:	LCS77689	Enter Duplicate sample IDs if other than LCS/LCSD in the space below.
Duplicate Sample I.D.	LCSD77689	
Sample Result (pCi/L, g, F):	3.941	
Sample Result 2 Sigma CSU (pCi/L, g, F):	0.952	
Sample Duplicate Result (pCi/L, g, F):	3.748	
Sample Duplicate Result 2 Sigma CSU (pCi/L, g, F):	0.891	
Are sample and/or duplicate results below RL?	NO	
Duplicate Numerical Performance Indicator:	0.289	
(Based on the LCS/LCSD Percent Recoveries) Duplicate RPD:	5.08%	
Duplicate Status vs Numerical Indicator:	Pass	
Duplicate Status vs RPD:	Pass	
% RPD Limit:	36%	

Matrix Spike/Matrix Spike Duplicate Sample Assessment		
Sample I.D.		
Sample MS I.D.		
Sample MSD I.D.		
Sample Matrix Spike Result:		
Matrix Spike Result 2 Sigma CSU (pCi/L, g, F):		
Sample Matrix Spike Duplicate Result:		
Matrix Spike Duplicate Result 2 Sigma CSU (pCi/L, g, F):		
Duplicate Numerical Performance Indicator:		
(Based on the Percent Recoveries) MS/ MSD Duplicate RPD:		
MS/ MSD Duplicate Status vs Numerical Indicator:		
MS/ MSD Duplicate Status vs RPD:		
% RPD Limit:		

Evaluation of duplicate precision is not applicable if either the sample or duplicate results are below the MDC.

Comments:

VAL
3/5/24

VAM 3/5/24

Quality Control Sample Performance Assessment

Pace Analytical™
www.pacelabs.com

Test:	Ra-226
Analyst:	SLC
Date:	2/7/2024
Worklist:	77481
Matrix:	WT

Analyst Must Manually Enter All Fields Highlighted in Yellow.

Method Blank Assessment	
MB Sample ID	3149577
MB concentration:	0.066
M/B 2 Sigma CSU:	0.094
MB MDC:	0.204
MB Numerical Performance Indicator:	1.37
MB Status vs Numerical Indicator:	Pass
MB Status vs. MDC:	N/A

Laboratory Control Sample Assessment	LCSD (Y or N)?	Y
	LCS77481	LCSD77481
Count Date:	2/15/2024	2/15/2024
Spike I.D.:	23-014	23-014
Decay Corrected Spike Concentration (pCi/mL):	25.026	25.026
Volume Used (mL):	0.10	0.10
Aliquot Volume (L, g, F):	0.501	0.503
Target Conc. (pCi/L, g, F):	4.991	4.972
Uncertainty (Calculated):	0.235	0.234
Result (pCi/L, g, F):	4.221	4.279
LCS/LCSD 2 Sigma CSU (pCi/L, g, F):	0.768	0.767
Numerical Performance Indicator:	-1.88	-1.69
Percent Recovery:	84.58%	86.07%
Status vs Numerical Indicator:	Pass	Pass
Status vs Recovery:	N/A	N/A
Upper % Recovery Limits:	125%	125%
Lower % Recovery Limits:	75%	75%

Sample Matrix Spike Control Assessment	MS/MSD 1	MS/MSD 2
Sample Collection Date:		
Sample I.D.		
Sample MS I.D.		
Sample MSD I.D.		
Spike I.D.:		
MS/MSD Decay Corrected Spike Concentration (pCi/mL):		
Spike Volume Used in MS (mL):		
Spike Volume Used in MSD (mL):		
MS Aliquot (L, g, F):		
MS Target Conc.(pCi/L, g, F):		
MSD Aliquot (L, g, F):		
MSD Target Conc. (pCi/L, g, F):		
MS Spike Uncertainty (calculated):		
MSD Spike Uncertainty (calculated):		
Sample Result:		
Sample Result 2 Sigma CSU (pCi/L, g, F):		
Sample Matrix Spike Result:		
Matrix Spike Result 2 Sigma CSU (pCi/L, g, F):		
Sample Matrix Spike Duplicate Result:		
Matrix Spike Duplicate Result 2 Sigma CSU (pCi/L, g, F):		
MS Numerical Performance Indicator:		
MSD Numerical Performance Indicator:		
MS Percent Recovery:		
MSD Percent Recovery:		
MS Status vs Numerical Indicator:		
MSD Status vs Numerical Indicator:		
MS Status vs Recovery:		
MSD Status vs Recovery:		
MS/MSD Upper % Recovery Limits:		
MS/MSD Lower % Recovery Limits:		

Duplicate Sample Assessment		
Sample I.D.:	LCS77481	92710985001
Duplicate Sample I.D.	LCSD77481	92710985001DUP
Sample Result (pCi/L, g, F):	4.221	1.674
Sample Result 2 Sigma CSU (pCi/L, g, F):	0.768	0.406
Sample Duplicate Result (pCi/L, g, F):	4.279	0.978
Sample Duplicate Result 2 Sigma CSU (pCi/L, g, F):	0.767	0.287
Are sample and/or duplicate results below RL?	NO	See Below ##
Duplicate Numerical Performance Indicator:	-0.106	2.743
(Based on the LCS/LCSD Percent Recoveries) Duplicate RPD:	1.75%	52.50%
Duplicate Status vs Numerical Indicator:	Pass	Warning
Duplicate Status vs RPD:	N/A	N/A
% RPD Limit:	25%	25%

Matrix Spike/Matrix Spike Duplicate Sample Assessment		
Sample I.D.		
Sample MS I.D.		
Sample MSD I.D.		
Sample Matrix Spike Result:		
Matrix Spike Result 2 Sigma CSU (pCi/L, g, F):		
Sample Matrix Spike Duplicate Result:		
Matrix Spike Duplicate Result 2 Sigma CSU (pCi/L, g, F):		
Duplicate Numerical Performance Indicator:		
(Based on the Percent Recoveries) MS/ MSD Duplicate RPD:		
MS/ MSD Duplicate Status vs Numerical Indicator:		
MS/ MSD Duplicate Status vs RPD:		
% RPD Limit:		

Evaluation of duplicate precision is not applicable if either the sample or duplicate results are below the MDC.

Comments:

CT 2-16-24

VAM 2/15/24

Quality Control Sample Performance Assessment

Pace Analytical
www.pacelabs.com

Test:	Ra-226
Analyst:	SLC
Date:	2/14/2024
Worklist:	77520
Matrix:	WT

Analyst Must Manually Enter All Fields Highlighted in Yellow.

Method Blank Assessment	
MB Sample ID	3151499
MB concentration:	-0.003
M/B 2 Sigma CSU:	0.138
MB MDC:	0.384
MB Numerical Performance Indicator:	-0.04
MB Status vs Numerical Indicator:	Pass
MB Status vs. MDC:	N/A

Laboratory Control Sample Assessment	LCSD (Y or N)?	Y
	LCS77520	LCSD77520
Count Date:	2/16/2024	2/16/2024
Spike I.D.:	23-014	23-014
Decay Corrected Spike Concentration (pCi/mL):	25.026	25.026
Volume Used (mL):	0.10	0.10
Aliquot Volume (L, g, F):	0.508	0.509
Target Conc. (pCi/L, g, F):	4.923	4.921
Uncertainty (Calculated):	0.231	0.231
Result (pCi/L, g, F):	4.510	4.847
LCS/LCSD 2 Sigma CSU (pCi/L, g, F):	0.937	0.980
Numerical Performance Indicator:	-0.84	-0.14
Percent Recovery:	91.61%	98.50%
Status vs Numerical Indicator:	Pass	Pass
Status vs Recovery:	N/A	N/A
Upper % Recovery Limits:	125%	125%
Lower % Recovery Limits:	75%	75%

Sample Matrix Spike Control Assessment	MS/MSD 1	MS/MSD 2
Sample Collection Date:		
Sample I.D.		
Sample MS I.D.		
Sample MSD I.D.		
Spike I.D.:		
MS/MSD Decay Corrected Spike Concentration (pCi/mL):		
Spike Volume Used in MS (mL):		
Spike Volume Used in MSD (mL):		
MS Aliquot (L, g, F):		
MS Target Conc.(pCi/L, g, F):		
MSD Aliquot (L, g, F):		
MSD Target Conc. (pCi/L, g, F):		
MS Spike Uncertainty (calculated):		
MSD Spike Uncertainty (calculated):		
Sample Result:		
Sample Result 2 Sigma CSU (pCi/L, g, F):		
Sample Matrix Spike Result:		
Matrix Spike Result 2 Sigma CSU (pCi/L, g, F):		
Sample Matrix Spike Duplicate Result:		
Matrix Spike Duplicate Result 2 Sigma CSU (pCi/L, g, F):		
MS Numerical Performance Indicator:		
MSD Numerical Performance Indicator:		
MS Percent Recovery:		
MSD Percent Recovery:		
MS Status vs Numerical Indicator:		
MSD Status vs Numerical Indicator:		
MS Status vs Recovery:		
MSD Status vs Recovery:		
MS/MSD Upper % Recovery Limits:		
MS/MSD Lower % Recovery Limits:		

Duplicate Sample Assessment		
Sample I.D.:	LCS77520	92711021016
Duplicate Sample I.D.	LCSD77520	92711021016DUP
Sample Result (pCi/L, g, F):	4.510	0.228
Sample Result 2 Sigma CSU (pCi/L, g, F):	0.937	0.188
Sample Duplicate Result (pCi/L, g, F):	4.847	0.349
Sample Duplicate Result 2 Sigma CSU (pCi/L, g, F):	0.980	0.268
Are sample and/or duplicate results below RL?	NO	See Below ##
Duplicate Numerical Performance Indicator:	-0.487	-0.722
(Based on the LCS/LCSD Percent Recoveries) Duplicate RPD:	7.25%	41.77%
Duplicate Status vs Numerical Indicator:	Pass	Pass
Duplicate Status vs RPD:	N/A	N/A
% RPD Limit:	25%	25%

Matrix Spike/Matrix Spike Duplicate Sample Assessment		
Sample I.D.		
Sample MS I.D.		
Sample MSD I.D.		
Sample Matrix Spike Result:		
Matrix Spike Result 2 Sigma CSU (pCi/L, g, F):		
Sample Matrix Spike Duplicate Result:		
Matrix Spike Duplicate Result 2 Sigma CSU (pCi/L, g, F):		
Duplicate Numerical Performance Indicator:		
(Based on the Percent Recoveries) MS/ MSD Duplicate RPD:		
MS/ MSD Duplicate Status vs Numerical Indicator:		
MS/ MSD Duplicate Status vs RPD:		
% RPD Limit:		

Evaluation of duplicate precision is not applicable if either the sample or duplicate results are below the MDC.

Comments:

ET 2-16-24

AM 2/16/24

Quality Control Sample Performance Assessment

Pace Analytical
www.pacelabs.com

Test:	Ra-226
Analyst:	SLC
Date:	2/16/2024
Worklist:	77521
Matrix:	WT

Analyst Must Manually Enter All Fields Highlighted in Yellow.

Method Blank Assessment	
MB Sample ID	3151500
MB concentration:	0.097
M/B 2 Sigma CSU:	0.147
MB MDC:	0.324
MB Numerical Performance Indicator:	1.29
MB Status vs Numerical Indicator:	Pass
MB Status vs. MDC:	N/A

Laboratory Control Sample Assessment	LCSD (Y or N)?	Y
	LCS77521	LCSD77521
Count Date:	2/19/2024	2/19/2024
Spike I.D.:	23-014	23-014
Decay Corrected Spike Concentration (pCi/mL):	25.026	25.026
Volume Used (mL):	0.10	0.10
Aliquot Volume (L, g, F):	0.510	0.509
Target Conc. (pCi/L, g, F):	4.904	4.915
Uncertainty (Calculated):	0.230	0.231
Result (pCi/L, g, F):	4.740	5.387
LCS/LCSD 2 Sigma CSU (pCi/L, g, F):	0.918	1.012
Numerical Performance Indicator:	-0.34	0.89
Percent Recovery:	96.65%	109.59%
Status vs Numerical Indicator:	Pass	Pass
Status vs Recovery:	N/A	N/A
Upper % Recovery Limits:	125%	125%
Lower % Recovery Limits:	75%	75%

Sample Matrix Spike Control Assessment	MS/MSD 1	MS/MSD 2
Sample Collection Date:		
Sample I.D.		
Sample MS I.D.		
Sample MSD I.D.		
Spike I.D.:		
MS/MSD Decay Corrected Spike Concentration (pCi/mL):		
Spike Volume Used in MS (mL):		
Spike Volume Used in MSD (mL):		
MS Aliquot (L, g, F):		
MS Target Conc.(pCi/L, g, F):		
MSD Aliquot (L, g, F):		
MSD Target Conc. (pCi/L, g, F):		
MS Spike Uncertainty (calculated):		
MSD Spike Uncertainty (calculated):		
Sample Result:		
Sample Result 2 Sigma CSU (pCi/L, g, F):		
Sample Matrix Spike Result:		
Matrix Spike Result 2 Sigma CSU (pCi/L, g, F):		
Sample Matrix Spike Duplicate Result:		
Matrix Spike Duplicate Result 2 Sigma CSU (pCi/L, g, F):		
MS Numerical Performance Indicator:		
MSD Numerical Performance Indicator:		
MS Percent Recovery:		
MSD Percent Recovery:		
MS Status vs Numerical Indicator:		
MSD Status vs Numerical Indicator:		
MS Status vs Recovery:		
MSD Status vs Recovery:		
MS/MSD Upper % Recovery Limits:		
MS/MSD Lower % Recovery Limits:		

Duplicate Sample Assessment		
Sample I.D.:	LCS77521	92710985002
Duplicate Sample I.D.	LCSD77521	92710985002DUP
Sample Result (pCi/L, g, F):	4.740	0.469
Sample Result 2 Sigma CSU (pCi/L, g, F):	0.918	0.233
Sample Duplicate Result (pCi/L, g, F):	5.387	0.300
Sample Duplicate Result 2 Sigma CSU (pCi/L, g, F):	1.012	0.190
Are sample and/or duplicate results below RL?	NO	See Below ##
Duplicate Numerical Performance Indicator:	-0.928	1.101
(Based on the LCS/LCSD Percent Recoveries) Duplicate RPD:	12.55%	44.05%
Duplicate Status vs Numerical Indicator:	Pass	Pass
Duplicate Status vs RPD:	N/A	N/A
% RPD Limit:	25%	25%

Matrix Spike/Matrix Spike Duplicate Sample Assessment		
Sample I.D.		
Sample MS I.D.		
Sample MSD I.D.		
Sample Matrix Spike Result:		
Matrix Spike Result 2 Sigma CSU (pCi/L, g, F):		
Sample Matrix Spike Duplicate Result:		
Matrix Spike Duplicate Result 2 Sigma CSU (pCi/L, g, F):		
Duplicate Numerical Performance Indicator:		
(Based on the Percent Recoveries) MS/ MSD Duplicate RPD:		
MS/ MSD Duplicate Status vs Numerical Indicator:		
MS/ MSD Duplicate Status vs RPD:		
% RPD Limit:		

Evaluation of duplicate precision is not applicable if either the sample or duplicate results are below the MDC.

Comments:

CT 2-20-24

LAM 2/20/24

Quality Control Sample Performance Assessment

Pace Analytical
www.pacelabs.com

Test:	Ra-226
Analyst:	SLC
Date:	2/19/2024
Worklist:	77602
Matrix:	W I

Analyst Must Manually Enter All Fields Highlighted in Yellow.

Method Blank Assessment	
MB Sample ID	3157784
MB concentration:	0.034
M/B 2 Sigma CSU:	0.090
MB MDC:	0.216
MB Numerical Performance Indicator:	0.75
MB Status vs Numerical Indicator:	Pass
MB Status vs. MDC:	N/A

Laboratory Control Sample Assessment	LCSD (Y or N)?	Y
	LCS77602	LCSD77602
Count Date:	2/27/2024	2/27/2024
Spike I.D.:	23-014	23-014
Decay Corrected Spike Concentration (pCi/mL):	25.026	25.026
Volume Used (mL):	0.10	0.10
Aliquot Volume (L, g, F):	0.504	0.501
Target Conc. (pCi/L, g, F):	4.970	4.995
Uncertainty (Calculated):	0.234	0.235
Result (pCi/L, g, F):	4.803	4.940
LCS/LCSD 2 Sigma CSU (pCi/L, g, F):	0.863	0.892
Numerical Performance Indicator:	-0.37	-0.12
Percent Recovery:	96.64%	98.91%
Status vs Numerical Indicator:	Pass	Pass
Status vs Recovery:	N/A	N/A
Upper % Recovery Limits:	125%	125%
Lower % Recovery Limits:	75%	75%

Sample Matrix Spike Control Assessment	MS/MSD 1	MS/MSD 2
Sample Collection Date:		
Sample I.D.		
Sample MS I.D.		
Sample MSD I.D.		
Spike I.D.:		
MS/MSD Decay Corrected Spike Concentration (pCi/mL):		
Spike Volume Used in MS (mL):		
Spike Volume Used in MSD (mL):		
MS Aliquot (L, g, F):		
MS Target Conc.(pCi/L, g, F):		
MSD Aliquot (L, g, F):		
MSD Target Conc. (pCi/L, g, F):		
MS Spike Uncertainty (calculated):		
MSD Spike Uncertainty (calculated):		
Sample Result:		
Sample Result 2 Sigma CSU (pCi/L, g, F):		
Sample Matrix Spike Result:		
Matrix Spike Result 2 Sigma CSU (pCi/L, g, F):		
Sample Matrix Spike Duplicate Result:		
Matrix Spike Duplicate Result 2 Sigma CSU (pCi/L, g, F):		
MS Numerical Performance Indicator:		
MSD Numerical Performance Indicator:		
MS Percent Recovery:		
MSD Percent Recovery:		
MS Status vs Numerical Indicator:		
MSD Status vs Numerical Indicator:		
MS Status vs Recovery:		
MSD Status vs Recovery:		
MS/MSD Upper % Recovery Limits:		
MS/MSD Lower % Recovery Limits:		

Duplicate Sample Assessment		
Sample I.D.:	LCS77602	92710976017
Duplicate Sample I.D.	LCSD77602	92710976017DUP
Sample Result (pCi/L, g, F):	4.803	0.288
Sample Result 2 Sigma CSU (pCi/L, g, F):	0.863	0.145
Sample Duplicate Result (pCi/L, g, F):	4.940	0.482
Sample Duplicate Result 2 Sigma CSU (pCi/L, g, F):	0.892	0.185
Are sample and/or duplicate results below RL?	NO	See Below ##
Duplicate Numerical Performance Indicator:	-0.217	-1.612
(Based on the LCS/LCSD Percent Recoveries) Duplicate RPD:	2.33%	50.35%
Duplicate Status vs Numerical Indicator:	Pass	Pass
Duplicate Status vs RPD:	N/A	N/A
% RPD Limit:	25%	25%

Matrix Spike/Matrix Spike Duplicate Sample Assessment		
Sample I.D.		
Sample MS I.D.		
Sample MSD I.D.		
Sample Matrix Spike Result:		
Matrix Spike Result 2 Sigma CSU (pCi/L, g, F):		
Sample Matrix Spike Duplicate Result:		
Matrix Spike Duplicate Result 2 Sigma CSU (pCi/L, g, F):		
Duplicate Numerical Performance Indicator:		
(Based on the Percent Recoveries) MS/ MSD Duplicate RPD:		
MS/ MSD Duplicate Status vs Numerical Indicator:		
MS/ MSD Duplicate Status vs RPD:		
% RPD Limit:		

Evaluation of duplicate precision is not applicable if either the sample or duplicate results are below the MDC.

Comments:

VAM 2/28/24

Quality Control Sample Performance Assessment

Pace Analytical
www.pacelabs.com

Test:	Ra-226
Analyst:	SLC
Date:	2/26/2024
Worklist:	77682
Matrix:	W I

Analyst Must Manually Enter All Fields Highlighted in Yellow.

Method Blank Assessment	
MB Sample ID	3163747
MB concentration:	-0.029
M/B 2 Sigma CSU:	0.237
MB MDC:	0.633
MB Numerical Performance Indicator:	-0.24
MB Status vs Numerical Indicator:	Pass
MB Status vs. MDC:	N/A

Laboratory Control Sample Assessment	LCSD (Y or N)?	Y
	LCS77682	LCSD77682
Count Date:	2/28/2024	2/28/2024
Spike I.D.:	23-014	23-014
Decay Corrected Spike Concentration (pCi/mL):	25.026	25.026
Volume Used (mL):	0.10	0.10
Aliquot Volume (L, g, F):	0.502	0.509
Target Conc. (pCi/L, g, F):	4.983	4.920
Uncertainty (Calculated):	0.234	0.231
Result (pCi/L, g, F):	4.488	4.251
LCS/LCSD 2 Sigma CSU (pCi/L, g, F):	0.932	0.894
Numerical Performance Indicator:	-1.01	-1.42
Percent Recovery:	90.08%	86.41%
Status vs Numerical Indicator:	Pass	Pass
Status vs Recovery:	N/A	N/A
Upper % Recovery Limits:	125%	125%
Lower % Recovery Limits:	75%	75%

Sample Matrix Spike Control Assessment	MS/MSD 1	MS/MSD 2
Sample Collection Date:		
Sample I.D.		
Sample MS I.D.		
Sample MSD I.D.		
Spike I.D.:		
MS/MSD Decay Corrected Spike Concentration (pCi/mL):		
Spike Volume Used in MS (mL):		
Spike Volume Used in MSD (mL):		
MS Aliquot (L, g, F):		
MS Target Conc.(pCi/L, g, F):		
MSD Aliquot (L, g, F):		
MSD Target Conc. (pCi/L, g, F):		
MS Spike Uncertainty (calculated):		
MSD Spike Uncertainty (calculated):		
Sample Result:		
Sample Result 2 Sigma CSU (pCi/L, g, F):		
Sample Matrix Spike Result:		
Matrix Spike Result 2 Sigma CSU (pCi/L, g, F):		
Sample Matrix Spike Duplicate Result:		
Matrix Spike Duplicate Result 2 Sigma CSU (pCi/L, g, F):		
MS Numerical Performance Indicator:		
MSD Numerical Performance Indicator:		
MS Percent Recovery:		
MSD Percent Recovery:		
MS Status vs Numerical Indicator:		
MSD Status vs Numerical Indicator:		
MS Status vs Recovery:		
MSD Status vs Recovery:		
MS/MSD Upper % Recovery Limits:		
MS/MSD Lower % Recovery Limits:		

Duplicate Sample Assessment		
Sample I.D.:	LCS77682	92711021044
Duplicate Sample I.D.	LCSD77682	92711021044DUP
Sample Result (pCi/L, g, F):	4.488	0.292
Sample Result 2 Sigma CSU (pCi/L, g, F):	0.932	0.233
Sample Duplicate Result (pCi/L, g, F):	4.251	0.088
Sample Duplicate Result 2 Sigma CSU (pCi/L, g, F):	0.894	0.174
Are sample and/or duplicate results below RL?	NO	See Below ##
Duplicate Numerical Performance Indicator:	0.360	1.374
(Based on the LCS/LCSD Percent Recoveries) Duplicate RPD:	4.16%	107.56%
Duplicate Status vs Numerical Indicator:	Pass	Pass
Duplicate Status vs RPD:	N/A	N/A
% RPD Limit:	25%	25%

Matrix Spike/Matrix Spike Duplicate Sample Assessment		
Sample I.D.		
Sample MS I.D.		
Sample MSD I.D.		
Sample Matrix Spike Result:		
Matrix Spike Result 2 Sigma CSU (pCi/L, g, F):		
Sample Matrix Spike Duplicate Result:		
Matrix Spike Duplicate Result 2 Sigma CSU (pCi/L, g, F):		
Duplicate Numerical Performance Indicator:		
(Based on the Percent Recoveries) MS/ MSD Duplicate RPD:		
MS/ MSD Duplicate Status vs Numerical Indicator:		
MS/ MSD Duplicate Status vs RPD:		
% RPD Limit:		

Evaluation of duplicate precision is not applicable if either the sample or duplicate results are below the MDC.

Comments:

2/28/24

AM 2/28/24

Quality Control Sample Performance Assessment

Pace Analytical
www.paceiabs.com

Test:	Ra-226
Analyst:	SLC
Date:	2/22/2024
Worklist:	77730
Matrix:	WT

Analyst Must Manually Enter All Fields Highlighted in Yellow.

Method Blank Assessment	
MB Sample ID	3165288
MB concentration:	0.015
M/B 2 Sigma CSU:	0.129
MB MDC:	0.325
MB Numerical Performance Indicator:	0.22
MB Status vs Numerical Indicator:	Pass
MB Status vs. MDC:	N/A

Laboratory Control Sample Assessment	LCSD (Y or N)?	Y
	LCS77730	LCSD77730
Count Date:	2/28/2024	2/28/2024
Spike I.D.:	23-014	23-014
Decay Corrected Spike Concentration (pCi/mL):	25.026	25.026
Volume Used (mL):	0.10	0.10
Aliquot Volume (L, g, F):	0.501	0.502
Target Conc. (pCi/L, g, F):	4.999	4.984
Uncertainty (Calculated):	0.235	0.234
Result (pCi/L, g, F):	5.396	4.938
LCS/LCSD 2 Sigma CSU (pCi/L, g, F):	0.973	0.894
Numerical Performance Indicator:	0.78	-0.10
Percent Recovery:	107.93%	99.07%
Status vs Numerical Indicator:	Pass	Pass
Status vs Recovery:	N/A	N/A
Upper % Recovery Limits:	125%	125%
Lower % Recovery Limits:	75%	75%

Sample Matrix Spike Control Assessment	MS/MSD 1	MS/MSD 2
Sample Collection Date:		
Sample I.D.		
Sample MS I.D.		
Sample MSD I.D.		
Spike I.D.:		
MS/MSD Decay Corrected Spike Concentration (pCi/mL):		
Spike Volume Used in MS (mL):		
Spike Volume Used in MSD (mL):		
MS Aliquot (L, g, F):		
MS Target Conc.(pCi/L, g, F):		
MSD Aliquot (L, g, F):		
MSD Target Conc. (pCi/L, g, F):		
MS Spike Uncertainty (calculated):		
MSD Spike Uncertainty (calculated):		
Sample Result:		
Sample Result 2 Sigma CSU (pCi/L, g, F):		
Sample Matrix Spike Result:		
Matrix Spike Result 2 Sigma CSU (pCi/L, g, F):		
Sample Matrix Spike Duplicate Result:		
Matrix Spike Duplicate Result 2 Sigma CSU (pCi/L, g, F):		
MS Numerical Performance Indicator:		
MSD Numerical Performance Indicator:		
MS Percent Recovery:		
MSD Percent Recovery:		
MS Status vs Numerical Indicator:		
MSD Status vs Numerical Indicator:		
MS Status vs Recovery:		
MSD Status vs Recovery:		
MS/MSD Upper % Recovery Limits:		
MS/MSD Lower % Recovery Limits:		

Duplicate Sample Assessment		
Sample I.D.:	LCS77730	92713558008
Duplicate Sample I.D.	LCSD77730	92713558008DUP
Sample Result (pCi/L, g, F):	5.396	-0.015
Sample Result 2 Sigma CSU (pCi/L, g, F):	0.973	0.100
Sample Duplicate Result (pCi/L, g, F):	4.938	-0.027
Sample Duplicate Result 2 Sigma CSU (pCi/L, g, F):	0.894	0.090
Are sample and/or duplicate results below RL?	NO	See Below ##
Duplicate Numerical Performance Indicator:	0.679	0.180
(Based on the LCS/LCSD Percent Recoveries) Duplicate RPD:	8.56%	-59.07%
Duplicate Status vs Numerical Indicator:	Pass	Pass
Duplicate Status vs RPD:	N/A	N/A
% RPD Limit:	25%	25%

Matrix Spike/Matrix Spike Duplicate Sample Assessment		
Sample I.D.		
Sample MS I.D.		
Sample MSD I.D.		
Sample Matrix Spike Result:		
Matrix Spike Result 2 Sigma CSU (pCi/L, g, F):		
Sample Matrix Spike Duplicate Result:		
Matrix Spike Duplicate Result 2 Sigma CSU (pCi/L, g, F):		
Duplicate Numerical Performance Indicator:		
(Based on the Percent Recoveries) MS/ MSD Duplicate RPD:		
MS/ MSD Duplicate Status vs Numerical Indicator:		
MS/ MSD Duplicate Status vs RPD:		
% RPD Limit:		

Evaluation of duplicate precision is not applicable if either the sample or duplicate results are below the MDC.

Comments:

LAM 3/5/24

C-T 3-5-24

April 2024

Pace Analytical Services, LLC
9800 Kincey Ave. Suite 100
Huntersville, NC 28078
(704)875-9092

April 15, 2024

Kristen Jurinko
Southern Co.
241 Ralph McGill Blvd NE
Bin 10160
Atlanta, GA 30308

RE: Project: Bowen AP-1
Pace Project No.: 92723474

Dear Kristen Jurinko:

Enclosed are the analytical results for sample(s) received by the laboratory on April 04, 2024. The results relate only to the samples included in this report. Results reported herein conform to the applicable TNI/NELAC Standards and the laboratory's Quality Manual, where applicable, unless otherwise noted in the body of the report.

The test results provided in this final report were generated by each of the following laboratories within the Pace Network:

- Pace Analytical Services - Peachtree Corners, GA

If you have any questions concerning this report, please feel free to contact me.

Sincerely,

Bonnie Vang
bonnie.vang@pacelabs.com
704-977-0968
Project Manager

Enclosures

cc: Whitney Law, Geosyntec
Laura Midkiff, Southern Co.
Caroline Nelson, Geosyntec
Anthony Szwast, Geosyntec

This report shall not be reproduced, except in full,
without the written consent of Pace Analytical Services, LLC.

Pace Analytical Services, LLC
9800 Kincey Ave. Suite 100
Huntersville, NC 28078
(704)875-9092

CERTIFICATIONS

Project: Bowen AP-1
Pace Project No.: 92723474

Pace Analytical Services Peachtree Corners
110 Technology Pkwy, Peachtree Corners, GA 30092
Florida DOH Certification #: E87315
Georgia DW Inorganics Certification #: 812
North Carolina Certification #: 381
South Carolina Certification #: 98011001
Virginia Certification #: 460204

REPORT OF LABORATORY ANALYSIS

This report shall not be reproduced, except in full,
without the written consent of Pace Analytical Services, LLC.

Pace Analytical Services, LLC
9800 Kincey Ave. Suite 100
Huntersville, NC 28078
(704)875-9092

SAMPLE SUMMARY

Project: Bowen AP-1
Pace Project No.: 92723474

Lab ID	Sample ID	Matrix	Date Collected	Date Received
92723474001	**BOW-BGWC-43D**	Water	04/03/24 15:20	04/04/24 10:44
92723474002	**BOW-AP1-FD-01**	Water	04/03/24 00:00	04/04/24 10:44
92723474003	**BOW-AP1-FB-01**	Water	04/03/24 16:06	04/04/24 10:44
92723474004	**BOW-AP1-EB-01**	Water	04/03/24 16:38	04/04/24 10:44

REPORT OF LABORATORY ANALYSIS

This report shall not be reproduced, except in full,
without the written consent of Pace Analytical Services, LLC.

Pace Analytical Services, LLC
9800 Kincey Ave. Suite 100
Huntersville, NC 28078
(704)875-9092

SAMPLE ANALYTE COUNT

Project: Bowen AP-1
Pace Project No.: 92723474

Lab ID	Sample ID	Method	Analysts	Analytes Reported
92723474001	**BOW-BGWC-43D**	EPA 6020B	CW1	1
92723474002	**BOW-AP1-FD-01**	EPA 6020B	CW1	1
92723474003	**BOW-AP1-FB-01**	EPA 6020B	CW1	1
92723474004	**BOW-AP1-EB-01**	EPA 6020B	CW1	1

PASI-GA = Pace Analytical Services - Peachtree Corners, GA

This report shall not be reproduced, except in full,
without the written consent of Pace Analytical Services, LLC.

Pace Analytical Services, LLC
9800 Kincey Ave. Suite 100
Huntersville, NC 28078
(704)875-9092

SUMMARY OF DETECTION

Project: Bowen AP-1
Pace Project No.: 92723474

Lab Sample ID / Method	Client Sample ID / Parameters	Result	Units	Report Limit	Analyzed	Qualifiers
92723474001	**BOW-BGWC-43D**					
EPA 6020B	Thallium	2.1	ug/L	1.0	04/09/24 18:52	

REPORT OF LABORATORY ANALYSIS

This report shall not be reproduced, except in full,
without the written consent of Pace Analytical Services, LLC.

Pace Analytical Services, LLC
9800 Kincey Ave. Suite 100
Huntersville, NC 28078
(704)875-9092

ANALYTICAL RESULTS

Project: Bowen AP-1
Pace Project No.: 92723474

Sample: BOW-BGWC-43D **Lab ID: 92723474001** Collected: 04/03/24 15:20 Received: 04/04/24 10:44 Matrix: Water

Parameters	Results	Units	Report Limit	MDL	DF	Prepared	Analyzed	CAS No.	Qual
6020 MET ICPMS	Analytical Method: EPA 6020B Preparation Method: EPA 3005A Pace Analytical Services - Peachtree Corners, GA								
Thallium	**2.1**	ug/L	1.0	0.38	1	04/05/24 13:11	04/09/24 18:52	7440-28-0	

REPORT OF LABORATORY ANALYSIS

This report shall not be reproduced, except in full,
without the written consent of Pace Analytical Services, LLC.

Pace Analytical Services, LLC
9800 Kincey Ave. Suite 100
Huntersville, NC 28078
(704)875-9092

ANALYTICAL RESULTS

Project: Bowen AP-1
Pace Project No.: 92723474

Sample: BOW-AP1-FD-01 **Lab ID: 92723474002** Collected: 04/03/24 00:00 Received: 04/04/24 10:44 Matrix: Water

Parameters	Results	Units	Report Limit	MDL	DF	Prepared	Analyzed	CAS No.	Qual
6020 MET ICPMS	Analytical Method: EPA 6020B Preparation Method: EPA 3005A Pace Analytical Services - Peachtree Corners, GA								
Thallium	ND	ug/L	1.0	0.38	1	04/05/24 13:11	04/09/24 18:55	7440-28-0	

REPORT OF LABORATORY ANALYSIS

This report shall not be reproduced, except in full,
without the written consent of Pace Analytical Services, LLC.

Pace Analytical Services, LLC
9800 Kincey Ave. Suite 100
Huntersville, NC 28078
(704)875-9092

ANALYTICAL RESULTS

Project: Bowen AP-1
Pace Project No.: 92723474

Sample: BOW-AP1-FB-01 **Lab ID: 92723474003** Collected: 04/03/24 16:06 Received: 04/04/24 10:44 Matrix: Water

Parameters	Results	Units	Report Limit	MDL	DF	Prepared	Analyzed	CAS No.	Qual
6020 MET ICPMS	Analytical Method: EPA 6020B Preparation Method: EPA 3005A Pace Analytical Services - Peachtree Corners, GA								
Thallium	ND	ug/L	1.0	0.38	1	04/05/24 13:11	04/09/24 18:59	7440-28-0	

REPORT OF LABORATORY ANALYSIS

This report shall not be reproduced, except in full,
without the written consent of Pace Analytical Services, LLC.

Pace Analytical Services, LLC
9800 Kincey Ave. Suite 100
Huntersville, NC 28078
(704)875-9092

ANALYTICAL RESULTS

Project: Bowen AP-1
Pace Project No.: 92723474

Sample: BOW-AP1-EB-01 **Lab ID: 92723474004** Collected: 04/03/24 16:38 Received: 04/04/24 10:44 Matrix: Water

Parameters	Results	Units	Report Limit	MDL	DF	Prepared	Analyzed	CAS No.	Qual
6020 MET ICPMS	Analytical Method: EPA 6020B Preparation Method: EPA 3005A Pace Analytical Services - Peachtree Corners, GA								
Thallium	ND	ug/L	1.0	0.38	1	04/05/24 13:11	04/09/24 19:03	7440-28-0	

REPORT OF LABORATORY ANALYSIS

This report shall not be reproduced, except in full,
without the written consent of Pace Analytical Services, LLC.

Pace Analytical Services, LLC
9800 Kincey Ave. Suite 100
Huntersville, NC 28078
(704)875-9092

QUALITY CONTROL DATA

Project: Bowen AP-1
Pace Project No.: 92723474

QC Batch: 844744 | Analysis Method: EPA 6020B
QC Batch Method: EPA 3005A | Analysis Description: 6020 MET
Laboratory: Pace Analytical Services - Peachtree Corners, GA
Associated Lab Samples: 92723474001, 92723474002, 92723474003, 92723474004

METHOD BLANK: 4362508 Matrix: Water
Associated Lab Samples: 92723474001, 92723474002, 92723474003, 92723474004

Parameter	Units	Blank Result	Reporting Limit	MDL	Analyzed	Qualifiers
Thallium	ug/L	ND	1.0	0.38	04/09/24 18:04	

LABORATORY CONTROL SAMPLE: 4362509

Parameter	Units	Spike Conc.	LCS Result	LCS % Rec	% Rec Limits	Qualifiers
Thallium	ug/L	100	101	101	80-120	

MATRIX SPIKE & MATRIX SPIKE DUPLICATE: 4362510 4362511

Parameter	Units	92723469002 Result	MS Spike Conc.	MSD Spike Conc.	MS Result	MSD Result	MS % Rec	MSD % Rec	% Rec Limits	RPD	Max RPD	Qual
Thallium	ug/L	ND	100	100	98.1	98.1	98	98	75-125	0	20	

Results presented on this page are in the units indicated by the "Units" column except where an alternate unit is presented to the right of the result.

REPORT OF LABORATORY ANALYSIS

This report shall not be reproduced, except in full,
without the written consent of Pace Analytical Services, LLC.

Pace Analytical Services, LLC
9800 Kincey Ave. Suite 100
Huntersville, NC 28078
(704)875-9092

QUALIFIERS

Project: Bowen AP-1
Pace Project No.: 92723474

DEFINITIONS

DF - Dilution Factor, if reported, represents the factor applied to the reported data due to dilution of the sample aliquot.

ND - Not Detected at or above adjusted reporting limit.

TNTC - Too Numerous To Count

J - Estimated concentration above the adjusted method detection limit and below the adjusted reporting limit.

MDL - Adjusted Method Detection Limit.

PQL - Practical Quantitation Limit.

RL - Reporting Limit - The lowest concentration value that meets project requirements for quantitative data with known precision and bias for a specific analyte in a specific matrix.

S - Surrogate

1,2-Diphenylhydrazine decomposes to and cannot be separated from Azobenzene using Method 8270. The result for each analyte is a combined concentration.

Consistent with EPA guidelines, unrounded data are displayed and have been used to calculate % recovery and RPD values.

LCS(D) - Laboratory Control Sample (Duplicate)

MS(D) - Matrix Spike (Duplicate)

DUP - Sample Duplicate

RPD - Relative Percent Difference

NC - Not Calculable.

SG - Silica Gel - Clean-Up

U - Indicates the compound was analyzed for, but not detected.

Acid preservation may not be appropriate for 2 Chloroethylvinyl ether.

A separate vial preserved to a pH of 4-5 is recommended in SW846 Chapter 4 for the analysis of Acrolein and Acrylonitrile by EPA Method 8260.

N-Nitrosodiphenylamine decomposes and cannot be separated from Diphenylamine using Method 8270. The result reported for each analyte is a combined concentration.

Reported results are not rounded until the final step prior to reporting. Therefore, calculated parameters that are typically reported as "Total" may vary slightly from the sum of the reported component parameters.

Pace Analytical is TNI accredited. Contact your Pace PM for the current list of accredited analytes.

TNI - The NELAC Institute.

This report shall not be reproduced, except in full,
without the written consent of Pace Analytical Services, LLC.

Pace Analytical Services, LLC
9800 Kincey Ave. Suite 100
Huntersville, NC 28078
(704)875-9092

QUALITY CONTROL DATA CROSS REFERENCE TABLE

Project: Bowen AP-1
Pace Project No.: 92723474

Lab ID	Sample ID	QC Batch Method	QC Batch	Analytical Method	Analytical Batch
92723474001	**BOW-BGWC-43D**	EPA 3005A	844744	EPA 6020B	844844
92723474002	**BOW-AP1-FD-01**	EPA 3005A	844744	EPA 6020B	844844
92723474003	**BOW-AP1-FB-01**	EPA 3005A	844744	EPA 6020B	844844
92723474004	**BOW-AP1-EB-01**	EPA 3005A	844744	EPA 6020B	844844

This report shall not be reproduced, except in full,
without the written consent of Pace Analytical Services, LLC.

Pace	DC#_Title: ENV-FRM-HUN1-0083 v03_Sample Condition Upon Receipt
	Effective Date: 12/01/2023

Laboratory receiving samples:
Asheville ☐ Eden ☐ Greenwood ☐ Huntersville ☐ Raleigh ☐ Mechanicsville ☐ Atlanta ☑ Kernersville ☐

Sample Condition Upon Receipt

Client Name: GA Power

Project #:

WO# : 92723474

92723474

Courier: ☐ Commercial ☐ Fed Ex ☐ UPS ☐ USPS ☐ Client ☐ Pace ☐ Other:____

Custody Seal Present? ☐ Yes ☑ No Seals Intact? ☐ Yes ☐ No ☑ N/A

Date/Initials Person Examining Contents: 4/24/24 CH

Packing Material: ☐ Bubble Wrap ☐ Bubble Bags ☑ None ☐ Other

Biological Tissue Frozen? ☐ Yes ☐ No ☐ N/A

Thermometer: ☑ IR Gun ID: 083

Type of Ice: ☑ Wet ☐ Blue ☐ None

Cooler Temp: 4.8 Correction Factor: Add/Subtract (°C) 0.0

Temp should be above freezing to 6°C
☐ Samples out of temp criteria. Samples on ice, cooling process has begun

Cooler Temp Corrected (°C): 4.8

USDA Regulated Soil (☐ N/A, water sample)
Did samples originate in a quarantine zone within the United States: CA, NY, or SC (check maps)? ☐ Yes ☐ No

Did samples originate from a foreign source (internationally, including Hawaii and Puerto Rico)? ☐ Yes ☐ No

				Comments/Discrepancy:
Chain of Custody Present?	☑ Yes	☐ No	☐ N/A	1.
Samples Arrived within Hold Time?	☑ Yes	☐ No	☐ N/A	2.
Short Hold Time Analysis (<72 hr.)?	☐ Yes	☑ No	☐ N/A	3.
Rush Turn Around Time Requested?	☐ Yes	☑ No	☐ N/A	4.
Sufficient Volume?	☑ Yes	☐ No	☐ N/A	5.
Correct Containers Used?	☑ Yes	☐ No	☐ N/A	6.
-Pace Containers Used?	☑ Yes	☐ No	☐ N/A	
Containers Intact?	☑ Yes	☐ No	☐ N/A	7.
Dissolved analysis: Samples Field Filtered?	☐ Yes	☐ No	☑ N/A	8.
Sample Labels Match COC?	☑ Yes	☐ No	☐ N/A	9.
-Includes Date/Time/ID/Analysis Matrix: W				
Headspace in VOA Vials (>5-6mm)?	☐ Yes	☐ No	☑ N/A	10.
Trip Blank Present?	☐ Yes	☐ No	☑ N/A	11.
Trip Blank Custody Seals Present?	☐ Yes	☐ No	☑ N/A	

Field Data Required? ☐ Yes ☐ No

COMMENTS/SAMPLE DISCREPANCY

Lot ID of split containers:

CLIENT NOTIFICATION/RESOLUTION

Person contacted: Date/Time:

Project Manager SCURF Review: Date:

Project Manager SRF Review: Date:

Pace ANALYTICAL SERVICES	DC#_Title: ENV-FRM-HUN1-0083 v03_Sample Condition Upon Receipt
	Effective Date: 12/01/2023

*Check mark top half of box if pH and/or dechlorination is verified and within the acceptance range for preservation samples.
Exceptions: VOA, Coliform, TOC, Oil and Grease, DRO/8015 (water) DOC, LLHg

**Bottom half of box is to list number of bottles

***Check all unpreserved Nitrates for chlorine

Project # **WO# : 92723474**

PM: BV Due Date: 04/18/24

CLIENT: 92-GP-BOWLF

Item#	BP4U-125 mL Plastic Unpreserved (N/A) (Cl-)	BP3U-250 mL Plastic Unpreserved (N/A)	BP2U-500 mL Plastic Unpreserved (N/A)	BP1U-1 liter Plastic Unpreserved (N/A)	BP4S-125 mL Plastic H2SO4 (pH < 2) (Cl-)	BP3N-250 mL plastic HNO3 (pH < 2)	BP4Z-125 mL Plastic ZN Acetate & NaOH (>9)	BP4B-125 mL Plastic NaOH (pH > 12) (Cl-)	WGFU-Wide-mouthed Glass jar Unpreserved	AG1U-1 liter Amber Unpreserved (N/A) (Cl-)	AG1H-1 liter Amber HCl (pH < 2)	AG3U-250 mL Amber Unpreserved (N/A) (Cl-)	AG1S-1 liter Amber H2SO4 (pH < 2)	AG3S-250 mL Amber H2SO4 (pH < 2)	DG94-40 mL Amber NH4Cl (N/A)(Cl-)	DG9H-40 mL VOA HCl (N/A)	VG9T-40 mL VOA Na2S2O3 (N/A)	VG9U-40 mL VOA Unpreserved (N/A)	DG9V-40 mL VOA H3PO4 (N/A)	KP7U-50 mL Plastic Unpreserved (N/A)	V/GK (3 vials per kit)-VPH/Gas kit (N/A)	SP5T-125 mL Sterile Plastic (N/A – lab)	SP2T-250 mL Sterile Plastic (N/A – lab)		BP3R-250 mL Plastic (NH2)2SO4 (9.3-9.7)	AG0U-100 mL Amber Unpreserved (N/A) (Cl-)	VSGU-20 mL Scintillation vials (N/A)	DG9U-40 mL Amber Unpreserved vials (N/A)
1						✓																							
2						✓																							
3						✓																							
4						✓																							
5																													
6																													
7																													
8																													
9																													
10																													
11																													
12																													

pH Adjustment Log for Preserved Samples						
Sample ID	Type of Preservative	pH upon receipt	Date preservation adjusted	Time preservation adjusted	Amount of Preservative added	Lot #

Note: Whenever there is a discrepancy affecting North Carolina compliance samples, a copy of this form will be sent to the North Carolina DENR Certification Office (i.e. Out of hold, incorrect preservative, out of temp, incorrect containers.

Pace® Location Requested (City/State):

Pace Analytical Charlotte
9800 Kincey Ave. Suite 100, Huntersville, NC 28078

CHAIN-OF-CUSTODY Analytical Request Document

Chain-of-Custody is a LEGAL DOCUMENT - Complete all relevant fields

LAB USE ONLY- Affix Workorder/Login Label Here

92723474

Scan QR Code for instructions

Company Name: Georgia Power - Bowen	Contact/Report To: Kristen Jurinko, Anthony Szwast
Street Address: 241 Ralph McGill Blvd NE, Atlanta, GA 30308	Phone #: (470) 217-0008
	E-Mail: knjurink@southernco.com
	Cc E-Mail: Laura Midkiff, Ben Hodges, Mike Smilley, Noelia Gangi
Customer Project #:	Invoice to: Account Payable
Project Name: Bowen AP-1	Invoice E-mail: georgiapowerinvoices@southernco.com
Site Collection Info/Facility ID (as applicable):	Purchase Order # (if applicable): GPC82474-0007
	Quote #:
Time Zone Collected: [ ] AK [ ] PT [ ] MT [ ] CT [X] ET	County / State origin of sample(s): Georgia
Data Deliverables: [ ] Level II [ ] Level III [ ] Level IV [ ] EQUIS [ ] Other	Regulatory Program (DW, RCRA, etc.) as applicable: Reportable [ ] Yes [ ] No
	Rush (Pre-approval required): [ ] Same Day [ ] 1 Day [ ] 2 Day [ ] 3 Day Other _____ Date Results Requested:
	DW PWSID # or WW Permit # as applicable: Field Filtered (if applicable): [ ] Yes [ ] No Analysis:

Specify Container Size **: 3

Identify Container Preservative Type***: 2

Analysis Requested

**Container Size: (1) 1L, (2) 500mL, (3) 250mL, (4) 125mL, (5) 100mL, (6) 40mL vial, (7) EnCore, (8) TerraCore, (9) 90mL, (10) Other

*** Preservative Types: (1) None, (2) HNO3, (3) H2SO4, (4) HCl, (5) NaOH, (6) Zn Acetate, (7) NaHSO4, (8) Sod. Thiosulfate, (9) Ascorbic Acid, (10) MeOH, (11) Other

Lab Use Only: Proj. Mgr: Bonnie Vang; AcctNum / Client ID:; Table #:; Profile / Template: 16507; Prelog / Bottle Ord. ID: EZ 3057871

* Matrix Codes (Insert in Matrix box below): Drinking Water (DW), Ground Water (GW), Wastewater (WW), Product (P), Soil/Solid (SS), Oil (OL), Wipe (WP), Tissue (TS), Bioassay (B), Vapor (V), Surface Water (SW), Sediment (SED), Sludge (SL), Caulk (CK), Leachate (LL), Biosolid (BS), Other (OT)

Customer Sample ID	Matrix *	Comp / Grab	Composite Start Date	Composite Start Time	Collected or Composite End Date	Collected or Composite End Time	# Cont.	Residual Chlorine Result	Residual Chlorine Units	Thallium	Sample Comment	Preservation non-conformance identified for sample.
BOW-BGWC-43D	WG	G			4/3/24	1520	1			X	001	
BOW-AP1-FD-01	WG	G			4/3/24	—	1			X	002	
BOW-AP1-FB-01	WQ	G			4/3/24	1606	1			X	003	
BOW-AP1-EB-01	WQ	G			4/3/24	1638	1			X	004	

Additional Instructions from Pace®:
Task Code: BOW-CCR-ASSMT-2024S1R1

Collected By: Printed Name: Jay Siewert, Natalie Piparo
Signature: Resolute Environmental

Customer Remarks / Special Conditions / Possible Hazards:

Coolers: Thermometer ID: Correction Factor (°C): Obs. Temp. (°C): Corrected Temp. (°C): [ ] On Ice

Relinquished by/Company: (Signature)	Date/Time	Received by/Company: (Signature)	Date/Time
	4/4/24 1044	Lynn Williams / Pace	4/4/24 1044
Lynn Williams / Pace	4/4/24 1350		4/4/24 1350
Relinquished by/Company: (Signature)	Date/Time:	Received by/Company: (Signature)	Date/Time:
Relinquished by/Company: (Signature)	Date/Time:	Received by/Company: (Signature)	Date/Time:

Tracking Number:

Delivered by: [ ] In-Person [ ] Courier [ ] FedEx [ ] UPS [ ] Other

Page: 1 of 1

Submitting a sample via this chain of custody constitutes acknowledgment and acceptance of the Pace® Terms and Conditions found at https://www.pacelabs.com/resource-library/resource/pace-terms-and-conditions/

ENV-FRM-CORQ-0019_v02_110123 ©

August 2024

Pace Analytical Services, LLC
9800 Kincey Ave. Suite 100
Huntersville, NC 28078
(704)875-9092

October 02, 2024

Kristen Jurinko
Southern Co.
241 Ralph McGill Blvd NE
Bin 10160
Atlanta, GA 30308

RE: Project: Plant Bowen AP-1
Pace Project No.: 92748202

Dear Kristen Jurinko:

Enclosed are the analytical results for sample(s) received by the laboratory between August 16, 2024 and August 27, 2024. The results relate only to the samples included in this report. Results reported herein conform to the applicable TNI/NELAC Standards and the laboratory's Quality Manual, where applicable, unless otherwise noted in the body of the report.

The test results provided in this final report were generated by each of the following laboratories within the Pace Network:

- Pace Analytical Services - Asheville
- Pace Analytical Services - Peachtree Corners, GA

If you have any questions concerning this report, please feel free to contact me.

Sincerely,

Bonnie Vang
bonnie.vang@pacelabs.com
704-977-0968
Project Manager

Enclosures

cc: Marty Crook, Geosyntec Consultants
Whitney Law, Geosyntec
Mintao Lu, Geosyntec
Laura Midkiff, Southern Co.
Caroline Nelson, Geosyntec

This report shall not be reproduced, except in full,
without the written consent of Pace Analytical Services, LLC.

Pace Analytical Services, LLC
9800 Kincey Ave. Suite 100
Huntersville, NC 28078
(704)875-9092

CERTIFICATIONS

Project: Plant Bowen AP-1
Pace Project No.: 92748202

Pace Analytical Services Asheville
2225 Riverside Drive, Asheville, NC 28804
Florida/NELAP Certification #: E87648
North Carolina Drinking Water Certification #: 37712
North Carolina Wastewater Certification #: 40
South Carolina Laboratory ID: 99030
South Carolina Certification #: 99030001
Virginia/VELAP Certification #: 460222

Pace Analytical Services Peachtree Corners
110 Technology Pkwy, Peachtree Corners, GA 30092
Florida DOH Certification #: E87315
Georgia DW Inorganics Certification #: 812
North Carolina Certification #: 381
South Carolina Certification #: 98011001
Virginia Certification #: 460204

This report shall not be reproduced, except in full,
without the written consent of Pace Analytical Services, LLC.

Pace Analytical Services, LLC
9800 Kincey Ave. Suite 100
Huntersville, NC 28078
(704)875-9092

SAMPLE SUMMARY

Project: Plant Bowen AP-1
Pace Project No.: 92748202

Lab ID	Sample ID	Matrix	Date Collected	Date Received
92748202001	**BOW-BGWA-47D**	Water	08/15/24 11:45	08/16/24 11:51
92748202002	**BOW-BGWA-48D**	Water	08/15/24 15:11	08/16/24 11:51
92748202003	**BOW-BGWA-6**	Water	08/15/24 11:36	08/16/24 11:51
92748202004	**BOW-BGWC-44D**	Water	08/15/24 13:25	08/16/24 11:51
92748202005	**BOW-AP1-FD-08**	Water	08/15/24 00:00	08/16/24 11:51
92748202006	**BOW-AP1-FB-08**	Water	08/15/24 16:10	08/16/24 11:51
92748202007	**BOW-AP1-EB-08**	Water	08/15/24 16:04	08/16/24 11:51
92748202008	**BOW-BGWC-7**	Water	08/16/24 10:56	08/20/24 10:08
92748202009	**BOW-BGWC-8**	Water	08/16/24 12:25	08/20/24 10:08
92748202010	**BOW-BGWC-14A**	Water	08/16/24 13:10	08/20/24 10:08
92748202011	**BOW-BGWC-50D**	Water	08/16/24 11:07	08/20/24 10:08
92748202012	**BOW-BGWC-9**	Water	08/19/24 10:54	08/20/24 10:08
92748202013	**BOW-BGWC-12**	Water	08/19/24 11:08	08/20/24 10:08
92748202014	**BOW-BGWC-16**	Water	08/19/24 10:53	08/20/24 10:08
92748202015	**BOW-BGWC-17**	Water	08/19/24 12:45	08/20/24 10:08
92748202016	**BOW-BGWC-18**	Water	08/19/24 14:10	08/20/24 10:08
92748202017	**BOW-BGWC-19**	Water	08/19/24 14:32	08/20/24 10:08
92748202018	**BOW-BGWC-31**	Water	08/19/24 12:57	08/20/24 10:08
92748202019	**BOW-AP1-FD-09**	Water	08/19/24 00:00	08/20/24 10:08
92748202020	**BOW-AP1-FB-09**	Water	08/19/24 15:31	08/20/24 10:08
92748202021	**BOW-AP1-EB-09**	Water	08/19/24 15:38	08/20/24 10:08
92748202022	**BOW-BGWC-21**	Water	08/22/24 15:57	08/23/24 15:08
92748202023	**BOW-BGWC-23**	Water	08/22/24 15:21	08/23/24 15:08
92748202024	**BOW-BGWC-30**	Water	08/22/24 13:00	08/23/24 10:05
92748202025	**BOW-BGWC-35D**	Water	08/22/24 12:08	08/23/24 10:05
92748202026	**BOW-BGWC-37D**	Water	08/22/24 13:39	08/23/24 10:05
92748202027	**BOW-BGWC-38D**	Water	08/22/24 10:32	08/23/24 10:05
92748202028	**BOW-BGWC-39**	Water	08/22/24 10:23	08/23/24 10:05
92748202029	**BOW-PZ-7**	Water	08/22/24 12:47	08/23/24 10:05
92748202030	**BOW-AP1-FD-12**	Water	08/22/24 00:00	08/23/24 10:05
92748202031	**BOW-AP1-FB-12**	Water	08/22/24 16:43	08/23/24 10:05
92748202032	**BOW-AP1-EB-12**	Water	08/22/24 16:34	08/23/24 10:05
92748202033	**BOW-BGWC-10**	Water	08/20/24 10:09	08/23/24 10:05
92748202034	**BOW-BGWC-20**	Water	08/20/24 11:18	08/23/24 10:05
92748202035	**BOW-BGWC-25**	Water	08/20/24 14:46	08/23/24 10:05
92748202036	**BOW-BGWC-34D**	Water	08/20/24 13:56	08/23/24 10:05
92748202037	**BOW-BGWC-36D**	Water	08/20/24 11:56	08/23/24 10:05

REPORT OF LABORATORY ANALYSIS

This report shall not be reproduced, except in full,
without the written consent of Pace Analytical Services, LLC.

Pace Analytical Services, LLC
9800 Kincey Ave. Suite 100
Huntersville, NC 28078
(704)875-9092

SAMPLE SUMMARY

Project: Plant Bowen AP-1
Pace Project No.: 92748202

Lab ID	Sample ID	Matrix	Date Collected	Date Received
92748202038	**BOW-BGWC-40**	Water	08/20/24 15:12	08/23/24 10:05
92748202039	**BOW-BGWC-42D**	Water	08/20/24 14:39	08/23/24 10:05
92748202040	**BOW-BGWC-51**	Water	08/20/24 11:22	08/23/24 10:05
92748202041	**BOW-BGWC-52**	Water	08/20/24 13:34	08/23/24 10:05
92748202042	**BOW-AP1-FD-10**	Water	08/20/24 00:00	08/23/24 10:05
92748202043	**BOW-AP1-FB-10**	Water	08/20/24 15:04	08/23/24 10:05
92748202044	**BOW-AP1-EB-10**	Water	08/20/24 15:15	08/23/24 10:05
92748202045	**BOW-BGWA-2**	Water	08/21/24 15:12	08/23/24 10:05
92748202046	**BOW-BGWA-29**	Water	08/21/24 11:12	08/23/24 10:05
92748202047	**BOW-BGWC-22**	Water	08/21/24 12:59	08/23/24 10:05
92748202048	**BOW-BGWC-24**	Water	08/21/24 15:41	08/23/24 10:05
92748202049	**BOW-BGWC-32**	Water	08/21/24 10:28	08/23/24 10:05
92748202050	**BOW-BGWC-41D**	Water	08/21/24 15:00	08/23/24 10:05
92748202051	**BOW-BGWC-43D**	Water	08/21/24 15:40	08/23/24 10:05
92748202052	**BOW-BGWC-49D**	Water	08/21/24 13:33	08/23/24 10:05
92748202053	**BOW-AP1-FD-11**	Water	08/21/24 00:00	08/23/24 10:05
92748202054	**BOW-AP1-FB-11**	Water	08/21/24 16:53	08/23/24 10:05
92748202055	**BOW-AP1-EB-11**	Water	08/21/24 17:04	08/23/24 10:05
92748202056	**BOW-BGWA-33**	Water	08/23/24 09:55	08/27/24 12:35

This report shall not be reproduced, except in full,
without the written consent of Pace Analytical Services, LLC.

Pace Analytical Services, LLC
9800 Kincey Ave. Suite 100
Huntersville, NC 28078
(704)875-9092

SAMPLE ANALYTE COUNT

Project: Plant Bowen AP-1
Pace Project No.: 92748202

Lab ID	Sample ID	Method	Analysts	Analytes Reported
92748202001	**BOW-BGWA-47D**	EPA 6010D	MJS2	1
		EPA 6020B	CW1	13
		EPA 7470A	VB	1
		SM 2540C-2015	AGM	1
		EPA 300.0 Rev 2.1 1993	JCM	3
92748202002	**BOW-BGWA-48D**	EPA 6010D	MJS2	1
		EPA 6020B	CW1	13
		EPA 7470A	VB	1
		SM 2540C-2015	AGM	1
		EPA 300.0 Rev 2.1 1993	JCM	3
92748202003	**BOW-BGWA-6**	EPA 6010D	MJS2	1
		EPA 6020B	CW1	13
		EPA 7470A	VB	1
		SM 2540C-2015	AGM	1
		EPA 300.0 Rev 2.1 1993	JCM	3
92748202004	**BOW-BGWC-44D**	EPA 6010D	MJS2	1
		EPA 6020B	CW1	13
		EPA 7470A	VB	1
		SM 2540C-2015	AGM	1
		EPA 300.0 Rev 2.1 1993	JCM	3
92748202005	**BOW-AP1-FD-08**	EPA 6010D	MJS2	1
		EPA 6020B	CW1	13
		EPA 7470A	VB	1
		SM 2540C-2015	AGM	1
		EPA 300.0 Rev 2.1 1993	JCM	3
92748202006	**BOW-AP1-FB-08**	EPA 6010D	MJS2	1
		EPA 6020B	CW1	13
		EPA 7470A	VB	1
		SM 2540C-2015	AGM	1
		EPA 300.0 Rev 2.1 1993	JCM	3
92748202007	**BOW-AP1-EB-08**	EPA 6010D	MJS2	1
		EPA 6020B	CW1	13
		EPA 7470A	VB	1
		SM 2540C-2015	AGM	1
		EPA 300.0 Rev 2.1 1993	JCM	3
92748202008	**BOW-BGWC-7**	EPA 6010D	AJM	1
		EPA 6020B	CW1	13

This report shall not be reproduced, except in full,
without the written consent of Pace Analytical Services, LLC.

Pace Analytical Services, LLC
9800 Kincey Ave. Suite 100
Huntersville, NC 28078
(704)875-9092

SAMPLE ANALYTE COUNT

Project: Plant Bowen AP-1
Pace Project No.: 92748202

Lab ID	Sample ID	Method	Analysts	Analytes Reported
		EPA 7470A	VB	1
		SM 2540C-2015	AGM	1
		EPA 300.0 Rev 2.1 1993	JCM	3
92748202009	**BOW-BGWC-8**	EPA 6010D	AJM	1
		EPA 6020B	CW1	13
		EPA 7470A	VB	1
		SM 2540C-2015	AGM	1
		EPA 300.0 Rev 2.1 1993	JCM	3
92748202010	**BOW-BGWC-14A**	EPA 6010D	AJM	1
		EPA 6020B	CW1	13
		EPA 7470A	VB	1
		SM 2540C-2015	AGM	1
		EPA 300.0 Rev 2.1 1993	JCM	3
92748202011	**BOW-BGWC-50D**	EPA 6010D	AJM	1
		EPA 6020B	CW1	13
		EPA 7470A	VB	1
		SM 2540C-2015	AGM	1
		EPA 300.0 Rev 2.1 1993	JCM	3
92748202012	**BOW-BGWC-9**	EPA 6010D	AJM	1
		EPA 6020B	CW1	13
		EPA 7470A	VB	1
		SM 2540C-2015	DL1	1
		EPA 300.0 Rev 2.1 1993	JCM	3
92748202013	**BOW-BGWC-12**	EPA 6010D	AJM	1
		EPA 6020B	CW1	13
		EPA 7470A	VB	1
		SM 2540C-2015	DL1	1
		EPA 300.0 Rev 2.1 1993	JCM	3
92748202014	**BOW-BGWC-16**	EPA 6010D	AJM	1
		EPA 6020B	CW1	13
		EPA 7470A	VB	1
		SM 2540C-2015	DL1	1
		EPA 300.0 Rev 2.1 1993	JCM	3
92748202015	**BOW-BGWC-17**	EPA 6010D	AJM	1
		EPA 6020B	CW1	13
		EPA 7470A	VB	1
		SM 2540C-2015	DL1	1

This report shall not be reproduced, except in full,
without the written consent of Pace Analytical Services, LLC.

Pace Analytical Services, LLC
9800 Kincey Ave. Suite 100
Huntersville, NC 28078
(704)875-9092

SAMPLE ANALYTE COUNT

Project: Plant Bowen AP-1
Pace Project No.: 92748202

Lab ID	Sample ID	Method	Analysts	Analytes Reported
		EPA 300.0 Rev 2.1 1993	JCM	3
92748202016	**BOW-BGWC-18**	EPA 6010D	AJM	1
		EPA 6020B	CW1	13
		EPA 7470A	VB	1
		SM 2540C-2015	DL1	1
		EPA 300.0 Rev 2.1 1993	JCM	3
92748202017	**BOW-BGWC-19**	EPA 6010D	AJM	1
		EPA 6020B	CW1	13
		EPA 7470A	VB	1
		SM 2540C-2015	DL1	1
		EPA 300.0 Rev 2.1 1993	JCM	3
92748202018	**BOW-BGWC-31**	EPA 6010D	AJM	1
		EPA 6020B	CW1	13
		EPA 7470A	VB	1
		SM 2540C-2015	DL1	1
		EPA 300.0 Rev 2.1 1993	JCM	3
92748202019	**BOW-AP1-FD-09**	EPA 6010D	AJM	1
		EPA 6020B	CW1	13
		EPA 7470A	VB	1
		SM 2540C-2015	DL1	1
		EPA 300.0 Rev 2.1 1993	JCM	3
92748202020	**BOW-AP1-FB-09**	EPA 6010D	AJM	1
		EPA 6020B	CW1	13
		EPA 7470A	VB	1
		SM 2540C-2015	DL1	1
		EPA 300.0 Rev 2.1 1993	JCM	3
92748202021	**BOW-AP1-EB-09**	EPA 6010D	AJM	1
		EPA 6020B	CW1	13
		EPA 7470A	VB	1
		SM 2540C-2015	DL1	1
		EPA 300.0 Rev 2.1 1993	JCM	3
92748202022	**BOW-BGWC-21**	EPA 6010D	MJS2	1
		EPA 6020B	CW1	13
		EPA 7470A	VB	1
		SM 2540C-2015	AGM	1
		EPA 300.0 Rev 2.1 1993	JCM	3
92748202023	**BOW-BGWC-23**	EPA 6010D	DRB	1

This report shall not be reproduced, except in full,
without the written consent of Pace Analytical Services, LLC.

Pace Analytical Services, LLC
9800 Kincey Ave. Suite 100
Huntersville, NC 28078
(704)875-9092

SAMPLE ANALYTE COUNT

Project: Plant Bowen AP-1
Pace Project No.: 92748202

Lab ID	Sample ID	Method	Analysts	Analytes Reported
		EPA 6020B	CW1	13
		EPA 7470A	VB	1
		SM 2540C-2015	AGM	1
		EPA 300.0 Rev 2.1 1993	JCM	3
92748202024	**BOW-BGWC-30**	EPA 6010D	DRB	1
		EPA 6020B	MT1	13
		EPA 7470A	VB	1
		SM 2540C-2015	AGM	1
		EPA 300.0 Rev 2.1 1993	CDC	3
92748202025	**BOW-BGWC-35D**	EPA 6010D	AJM	1
		EPA 6020B	CW1, MT1	13
		EPA 7470A	VB	1
		SM 2540C-2015	AGM	1
		EPA 300.0 Rev 2.1 1993	CDC	3
92748202026	**BOW-BGWC-37D**	EPA 6010D	DRB	1
		EPA 6020B	MT1	13
		EPA 7470A	VB	1
		SM 2540C-2015	AGM	1
		EPA 300.0 Rev 2.1 1993	CDC	3
92748202027	**BOW-BGWC-38D**	EPA 6010D	AJM	1
		EPA 6020B	CW1, MT1	13
		EPA 7470A	VB	1
		SM 2540C-2015	AGM	1
		EPA 300.0 Rev 2.1 1993	CDC	3
92748202028	**BOW-BGWC-39**	EPA 6010D	AJM	1
		EPA 6020B	CW1, MT1	13
		EPA 7470A	VB	1
		SM 2540C-2015	AGM	1
		EPA 300.0 Rev 2.1 1993	CDC	3
92748202029	**BOW-PZ-7**	EPA 6010D	AJM	1
		EPA 6020B	MT1	13
		EPA 7470A	VB	1
		SM 2540C-2015	AGM	1
		EPA 300.0 Rev 2.1 1993	CDC	3
92748202030	**BOW-AP1-FD-12**	EPA 6010D	DRB	1
		EPA 6020B	MT1	13
		EPA 7470A	VB	1

This report shall not be reproduced, except in full,
without the written consent of Pace Analytical Services, LLC.

Pace Analytical Services, LLC
9800 Kincey Ave. Suite 100
Huntersville, NC 28078
(704)875-9092

SAMPLE ANALYTE COUNT

Project: Plant Bowen AP-1
Pace Project No.: 92748202

Lab ID	Sample ID	Method	Analysts	Analytes Reported
		SM 2540C-2015	AGM	1
		EPA 300.0 Rev 2.1 1993	CDC	3
92748202031	**BOW-AP1-FB-12**	EPA 6010D	DRB	1
		EPA 6020B	MT1	13
		EPA 7470A	VB	1
		SM 2540C-2015	AGM	1
		EPA 300.0 Rev 2.1 1993	CDC	3
92748202032	**BOW-AP1-EB-12**	EPA 6010D	DRB	1
		EPA 6020B	CW1, MT1	13
		EPA 7470A	VB	1
		SM 2540C-2015	AGM	1
		EPA 300.0 Rev 2.1 1993	CDC	3
92748202033	**BOW-BGWC-10**	EPA 6010D	DRB	1
		EPA 6020B	MT1	13
		EPA 7470A	VB	1
		SM 2540C-2015	AGM	1
		EPA 300.0 Rev 2.1 1993	CDC	3
92748202034	**BOW-BGWC-20**	EPA 6010D	AJM	1
		EPA 6020B	CW1, MT1	13
		EPA 7470A	VB	1
		SM 2540C-2015	AGM	1
		EPA 300.0 Rev 2.1 1993	CDC	3
92748202035	**BOW-BGWC-25**	EPA 6010D	DRB	1
		EPA 6020B	MT1	13
		EPA 7470A	VB	1
		SM 2540C-2015	AGM	1
		EPA 300.0 Rev 2.1 1993	CDC	3
92748202036	**BOW-BGWC-34D**	EPA 6010D	DRB	1
		EPA 6020B	MT1	13
		EPA 7470A	VB	1
		SM 2540C-2015	AGM	1
		EPA 300.0 Rev 2.1 1993	CDC	3
92748202037	**BOW-BGWC-36D**	EPA 6010D	DRB	1
		EPA 6020B	MT1	13
		EPA 7470A	VB	1
		SM 2540C-2015	AGM	1
		EPA 300.0 Rev 2.1 1993	CDC	3

This report shall not be reproduced, except in full,
without the written consent of Pace Analytical Services, LLC.

Pace Analytical Services, LLC
9800 Kincey Ave. Suite 100
Huntersville, NC 28078
(704)875-9092

SAMPLE ANALYTE COUNT

Project: Plant Bowen AP-1
Pace Project No.: 92748202

Lab ID	Sample ID	Method	Analysts	Analytes Reported
92748202038	**BOW-BGWC-40**	EPA 6010D	DRB	1
		EPA 6020B	MT1	13
		EPA 7470A	VB	1
		SM 2540C-2015	AGM	1
		EPA 300.0 Rev 2.1 1993	CDC	3
92748202039	**BOW-BGWC-42D**	EPA 6010D	DRB	1
		EPA 6020B	MT1	13
		EPA 7470A	VB	1
		SM 2540C-2015	AGM	1
		EPA 300.0 Rev 2.1 1993	CDC	3
92748202040	**BOW-BGWC-51**	EPA 6010D	DRB	1
		EPA 6020B	MT1	13
		EPA 7470A	VB	1
		SM 2540C-2015	AGM	1
		EPA 300.0 Rev 2.1 1993	CDC	3
92748202041	**BOW-BGWC-52**	EPA 6010D	DRB	1
		EPA 6020B	MT1	13
		EPA 7470A	VB	1
		SM 2540C-2015	AGM	1
		EPA 300.0 Rev 2.1 1993	CDC	3
92748202042	**BOW-AP1-FD-10**	EPA 6010D	DRB	1
		EPA 6020B	MT1	13
		EPA 7470A	VB	1
		SM 2540C-2015	AGM	1
		EPA 300.0 Rev 2.1 1993	CDC	3
92748202043	**BOW-AP1-FB-10**	EPA 6010D	DRB	1
		EPA 6020B	MT1	13
		EPA 7470A	VB	1
		SM 2540C-2015	AGM	1
		EPA 300.0 Rev 2.1 1993	CDC	3
92748202044	**BOW-AP1-EB-10**	EPA 6010D	DRB	1
		EPA 6020B	MT1	13
		EPA 7470A	VB	1
		SM 2540C-2015	AGM	1
		EPA 300.0 Rev 2.1 1993	CDC	3
92748202045	**BOW-BGWA-2**	EPA 6010D	DRB	1
		EPA 6020B	MT1	13

This report shall not be reproduced, except in full,
without the written consent of Pace Analytical Services, LLC.

Pace Analytical Services, LLC
9800 Kincey Ave. Suite 100
Huntersville, NC 28078
(704)875-9092

SAMPLE ANALYTE COUNT

Project: Plant Bowen AP-1
Pace Project No.: 92748202

Lab ID	Sample ID	Method	Analysts	Analytes Reported
		EPA 7470A	VB	1
		SM 2540C-2015	AGM	1
		EPA 300.0 Rev 2.1 1993	CDC	3
92748202046	**BOW-BGWA-29**	EPA 6010D	DRB	1
		EPA 6020B	MT1	13
		EPA 7470A	VB	1
		SM 2540C-2015	AGM	1
		EPA 300.0 Rev 2.1 1993	CDC	3
92748202047	**BOW-BGWC-22**	EPA 6010D	DRB	1
		EPA 6020B	CW1, MT1	13
		EPA 7470A	VB	1
		SM 2540C-2015	AGM	1
		EPA 300.0 Rev 2.1 1993	CDC	3
92748202048	**BOW-BGWC-24**	EPA 6010D	DRB	1
		EPA 6020B	CW1, MT1	13
		EPA 7470A	VB	1
		SM 2540C-2015	AGM	1
		EPA 300.0 Rev 2.1 1993	CDC	3
92748202049	**BOW-BGWC-32**	EPA 6010D	DRB	1
		EPA 6020B	MT1	13
		EPA 7470A	VB	1
		SM 2540C-2015	AGM	1
		EPA 300.0 Rev 2.1 1993	CDC	3
92748202050	**BOW-BGWC-41D**	EPA 6010D	DRB	1
		EPA 6020B	MT1	13
		EPA 7470A	VB	1
		SM 2540C-2015	AGM	1
		EPA 300.0 Rev 2.1 1993	CDC	3
92748202051	**BOW-BGWC-43D**	EPA 6010D	DRB	1
		EPA 6020B	CW1, MT1	13
		EPA 7470A	VB	1
		SM 2540C-2015	AGM	1
		EPA 300.0 Rev 2.1 1993	CDC	3
92748202052	**BOW-BGWC-49D**	EPA 6010D	DRB	1
		EPA 6020B	MT1	13
		EPA 7470A	VB	1
		SM 2540C-2015	AGM	1

This report shall not be reproduced, except in full,
without the written consent of Pace Analytical Services, LLC.

Pace Analytical Services, LLC
9800 Kincey Ave. Suite 100
Huntersville, NC 28078
(704)875-9092

SAMPLE ANALYTE COUNT

Project: Plant Bowen AP-1
Pace Project No.: 92748202

Lab ID	Sample ID	Method	Analysts	Analytes Reported
		EPA 300.0 Rev 2.1 1993	CDC	3
92748202053	**BOW-AP1-FD-11**	EPA 6010D	DRB	1
		EPA 6020B	CW1, MT1	13
		EPA 7470A	VB	1
		SM 2540C-2015	AGM	1
		EPA 300.0 Rev 2.1 1993	CDC	3
92748202054	**BOW-AP1-FB-11**	EPA 6010D	DRB	1
		EPA 6020B	CW1, MT1	13
		EPA 7470A	VB	1
		SM 2540C-2015	AGM	1
		EPA 300.0 Rev 2.1 1993	CDC	3
92748202055	**BOW-AP1-EB-11**	EPA 6010D	DRB	1
		EPA 6020B	CW1, MT1	13
		EPA 7470A	VB	1
		SM 2540C-2015	AGM	1
		EPA 300.0 Rev 2.1 1993	CDC	3
92748202056	**BOW-BGWA-33**	EPA 6010D	MJS2	1
		EPA 6020B	CW1	13
		EPA 7470A	VB	1
		SM 2540C-2015	DL1	1
		EPA 300.0 Rev 2.1 1993	CDC	3

PASI-A = Pace Analytical Services - Asheville
PASI-GA = Pace Analytical Services - Peachtree Corners, GA

This report shall not be reproduced, except in full,
without the written consent of Pace Analytical Services, LLC.

Pace Analytical Services, LLC
9800 Kincey Ave. Suite 100
Huntersville, NC 28078
(704)875-9092

SUMMARY OF DETECTION

Project: Plant Bowen AP-1
Pace Project No.: 92748202

Lab Sample ID / Method	Client Sample ID / Parameters	Result	Units	Report Limit	Analyzed	Qualifiers
92748202001	**BOW-BGWA-47D**					
EPA 6010D	Calcium	105	mg/L	1.0	08/22/24 21:14	
EPA 6020B	Barium	0.051	mg/L	0.0050	08/26/24 14:15	
EPA 6020B	Boron	0.014J	mg/L	0.040	08/26/24 14:15	
EPA 6020B	Selenium	0.0017J	mg/L	0.0050	08/26/24 14:15	
SM 2540C-2015	Total Dissolved Solids	388	mg/L	31.2	08/21/24 09:05	
EPA 300.0 Rev 2.1 1993	Chloride	4.5	mg/L	1.0	08/18/24 00:45	
EPA 300.0 Rev 2.1 1993	Sulfate	66.1	mg/L	1.0	08/18/24 00:45	
92748202002	**BOW-BGWA-48D**					
EPA 6010D	Calcium	40.6	mg/L	1.0	08/22/24 21:18	
EPA 6020B	Antimony	0.00081J	mg/L	0.0030	08/26/24 14:30	
EPA 6020B	Arsenic	0.0040J	mg/L	0.0050	08/26/24 14:30	
EPA 6020B	Barium	0.044	mg/L	0.0050	08/26/24 14:30	
EPA 6020B	Boron	0.016J	mg/L	0.040	08/26/24 14:30	
EPA 6020B	Molybdenum	0.0048J	mg/L	0.010	08/26/24 14:30	
SM 2540C-2015	Total Dissolved Solids	299	mg/L	25.0	08/21/24 09:06	
EPA 300.0 Rev 2.1 1993	Chloride	6.1	mg/L	1.0	08/18/24 00:59	
EPA 300.0 Rev 2.1 1993	Fluoride	0.064J	mg/L	0.10	08/18/24 00:59	
EPA 300.0 Rev 2.1 1993	Sulfate	45.3	mg/L	1.0	08/18/24 00:59	
92748202003	**BOW-BGWA-6**					
EPA 6010D	Calcium	64.7	mg/L	1.0	08/22/24 21:21	
EPA 6020B	Barium	0.014	mg/L	0.0050	08/26/24 14:33	
SM 2540C-2015	Total Dissolved Solids	295	mg/L	25.0	08/21/24 09:06	
EPA 300.0 Rev 2.1 1993	Chloride	7.9	mg/L	1.0	08/18/24 01:14	
EPA 300.0 Rev 2.1 1993	Sulfate	17.3	mg/L	1.0	08/18/24 01:14	
92748202004	**BOW-BGWC-44D**					
EPA 6010D	Calcium	36.4	mg/L	1.0	08/22/24 21:47	
EPA 6020B	Arsenic	0.0041J	mg/L	0.0050	08/26/24 14:37	
EPA 6020B	Barium	0.033	mg/L	0.0050	08/26/24 14:37	
EPA 6020B	Boron	0.018J	mg/L	0.040	08/26/24 14:37	
EPA 6020B	Lithium	0.0053J	mg/L	0.030	08/26/24 14:37	
EPA 6020B	Molybdenum	0.0012J	mg/L	0.010	08/26/24 14:37	
SM 2540C-2015	Total Dissolved Solids	338	mg/L	31.2	08/21/24 09:06	
EPA 300.0 Rev 2.1 1993	Chloride	9.7	mg/L	1.0	08/18/24 01:59	
EPA 300.0 Rev 2.1 1993	Fluoride	0.082J	mg/L	0.10	08/18/24 01:59	
EPA 300.0 Rev 2.1 1993	Sulfate	24.1	mg/L	1.0	08/18/24 01:59	
92748202005	**BOW-AP1-FD-08**					
EPA 6010D	Calcium	104	mg/L	1.0	08/22/24 21:55	
EPA 6020B	Arsenic	0.0013J	mg/L	0.0050	08/26/24 14:41	
EPA 6020B	Barium	0.051	mg/L	0.0050	08/26/24 14:41	
EPA 6020B	Boron	0.012J	mg/L	0.040	08/26/24 14:41	
EPA 6020B	Selenium	0.0017J	mg/L	0.0050	08/26/24 14:41	
SM 2540C-2015	Total Dissolved Solids	389	mg/L	31.2	08/21/24 09:06	
EPA 300.0 Rev 2.1 1993	Chloride	4.6	mg/L	1.0	08/18/24 02:14	
EPA 300.0 Rev 2.1 1993	Sulfate	66.3	mg/L	1.0	08/18/24 02:14	

REPORT OF LABORATORY ANALYSIS

This report shall not be reproduced, except in full,
without the written consent of Pace Analytical Services, LLC.

Pace Analytical Services, LLC
9800 Kincey Ave. Suite 100
Huntersville, NC 28078
(704)875-9092

SUMMARY OF DETECTION

Project: Plant Bowen AP-1
Pace Project No.: 92748202

Lab Sample ID / Method	Client Sample ID / Parameters	Result	Units	Report Limit	Analyzed	Qualifiers
92748202008	**BOW-BGWC-7**					
EPA 6010D	Calcium	120	mg/L	1.0	08/25/24 19:25	
EPA 6020B	Arsenic	0.0011J	mg/L	0.0050	08/26/24 19:56	
EPA 6020B	Barium	0.020	mg/L	0.0050	08/26/24 19:56	
EPA 6020B	Boron	0.77	mg/L	0.040	08/26/24 19:56	
EPA 6020B	Lithium	0.0057J	mg/L	0.030	08/26/24 19:56	
EPA 6020B	Molybdenum	0.010	mg/L	0.010	08/26/24 19:56	
SM 2540C-2015	Total Dissolved Solids	578	mg/L	50.0	08/23/24 11:14	
EPA 300.0 Rev 2.1 1993	Chloride	6.7	mg/L	1.0	08/21/24 05:41	
EPA 300.0 Rev 2.1 1993	Fluoride	0.17	mg/L	0.10	08/21/24 05:41	
EPA 300.0 Rev 2.1 1993	Sulfate	165	mg/L	4.0	08/21/24 12:05	
92748202009	**BOW-BGWC-8**					
EPA 6010D	Calcium	42.8	mg/L	1.0	08/25/24 19:29	
EPA 6020B	Barium	0.023	mg/L	0.0050	08/26/24 19:59	
EPA 6020B	Boron	0.023J	mg/L	0.040	08/26/24 19:59	
SM 2540C-2015	Total Dissolved Solids	173	mg/L	25.0	08/23/24 11:14	
EPA 300.0 Rev 2.1 1993	Chloride	1.6	mg/L	1.0	08/21/24 05:57	
EPA 300.0 Rev 2.1 1993	Fluoride	0.066J	mg/L	0.10	08/21/24 05:57	
EPA 300.0 Rev 2.1 1993	Sulfate	15.1	mg/L	1.0	08/21/24 05:57	
92748202010	**BOW-BGWC-14A**					
EPA 6010D	Calcium	227	mg/L	5.0	08/26/24 16:50	
EPA 6020B	Arsenic	0.0021J	mg/L	0.0050	08/26/24 20:03	
EPA 6020B	Barium	0.034	mg/L	0.0050	08/26/24 20:03	
EPA 6020B	Boron	1.7	mg/L	0.040	08/26/24 20:03	
EPA 6020B	Cadmium	0.00078	mg/L	0.00050	08/26/24 20:03	
EPA 6020B	Cobalt	0.0016J	mg/L	0.0050	08/26/24 20:03	
EPA 6020B	Lithium	0.0019J	mg/L	0.030	08/26/24 20:03	
EPA 6020B	Molybdenum	0.0017J	mg/L	0.010	08/26/24 20:03	
EPA 6020B	Thallium	0.00064J	mg/L	0.0010	08/26/24 20:03	
SM 2540C-2015	Total Dissolved Solids	1070	mg/L	50.0	08/23/24 11:14	
EPA 300.0 Rev 2.1 1993	Chloride	19.7	mg/L	1.0	08/21/24 06:13	
EPA 300.0 Rev 2.1 1993	Fluoride	0.082J	mg/L	0.10	08/21/24 06:13	
EPA 300.0 Rev 2.1 1993	Sulfate	492	mg/L	11.0	08/21/24 12:21	
92748202011	**BOW-BGWC-50D**					
EPA 6010D	Calcium	66.4	mg/L	1.0	08/25/24 19:37	
EPA 6020B	Arsenic	0.0030J	mg/L	0.0050	08/26/24 20:07	
EPA 6020B	Barium	0.031	mg/L	0.0050	08/26/24 20:07	
EPA 6020B	Boron	0.025J	mg/L	0.040	08/26/24 20:07	
EPA 6020B	Cobalt	0.00069J	mg/L	0.0050	08/26/24 20:07	
EPA 6020B	Molybdenum	0.0018J	mg/L	0.010	08/26/24 20:07	
SM 2540C-2015	Total Dissolved Solids	413	mg/L	25.0	08/23/24 11:14	
EPA 300.0 Rev 2.1 1993	Chloride	11.6	mg/L	1.0	08/21/24 06:29	
EPA 300.0 Rev 2.1 1993	Fluoride	0.085J	mg/L	0.10	08/21/24 06:29	
EPA 300.0 Rev 2.1 1993	Sulfate	97.0	mg/L	1.0	08/21/24 06:29	
92748202012	**BOW-BGWC-9**					
EPA 6010D	Calcium	74.8	mg/L	1.0	08/25/24 19:41	

REPORT OF LABORATORY ANALYSIS

This report shall not be reproduced, except in full,
without the written consent of Pace Analytical Services, LLC.

Pace Analytical Services, LLC
9800 Kincey Ave. Suite 100
Huntersville, NC 28078
(704)875-9092

SUMMARY OF DETECTION

Project: Plant Bowen AP-1
Pace Project No.: 92748202

Lab Sample ID / Method	Client Sample ID / Parameters	Result	Units	Report Limit	Analyzed	Qualifiers
92748202012	**BOW-BGWC-9**					
EPA 6020B	Arsenic	0.0024J	mg/L	0.0050	08/26/24 20:10	
EPA 6020B	Barium	0.028	mg/L	0.0050	08/26/24 20:10	
EPA 6020B	Boron	0.50	mg/L	0.040	08/26/24 20:10	
EPA 6020B	Molybdenum	0.0027J	mg/L	0.010	08/26/24 20:10	
EPA 6020B	Selenium	0.0012J	mg/L	0.0050	08/26/24 20:10	
SM 2540C-2015	Total Dissolved Solids	463	mg/L	25.0	08/26/24 13:06	
EPA 300.0 Rev 2.1 1993	Chloride	11.7	mg/L	1.0	08/21/24 06:44	
EPA 300.0 Rev 2.1 1993	Fluoride	0.10	mg/L	0.10	08/21/24 06:44	
EPA 300.0 Rev 2.1 1993	Sulfate	87.0	mg/L	2.0	08/21/24 12:36	
92748202013	**BOW-BGWC-12**					
EPA 6010D	Calcium	204	mg/L	5.0	08/26/24 16:55	
EPA 6020B	Arsenic	0.0028J	mg/L	0.0050	08/26/24 20:14	
EPA 6020B	Barium	0.045	mg/L	0.0050	08/26/24 20:14	
EPA 6020B	Boron	1.5	mg/L	0.040	08/26/24 20:14	
EPA 6020B	Lithium	0.0017J	mg/L	0.030	08/26/24 20:14	
SM 2540C-2015	Total Dissolved Solids	1090	mg/L	25.0	08/26/24 13:07	
EPA 300.0 Rev 2.1 1993	Chloride	14.3	mg/L	1.0	08/21/24 07:00	
EPA 300.0 Rev 2.1 1993	Fluoride	0.088J	mg/L	0.10	08/21/24 07:00	
EPA 300.0 Rev 2.1 1993	Sulfate	419	mg/L	10.0	08/21/24 12:52	
92748202014	**BOW-BGWC-16**					
EPA 6010D	Calcium	233	mg/L	5.0	08/26/24 17:00	
EPA 6020B	Arsenic	0.0031J	mg/L	0.0050	08/26/24 20:18	
EPA 6020B	Barium	0.026	mg/L	0.0050	08/26/24 20:18	
EPA 6020B	Beryllium	0.00023J	mg/L	0.00050	08/26/24 20:18	
EPA 6020B	Boron	2.5	mg/L	0.040	08/26/24 20:18	
EPA 6020B	Cadmium	0.0022	mg/L	0.00050	08/26/24 20:18	
EPA 6020B	Cobalt	0.011	mg/L	0.0050	08/26/24 20:18	
EPA 6020B	Lead	0.00021J	mg/L	0.0010	08/26/24 20:18	
EPA 6020B	Selenium	0.0013J	mg/L	0.0050	08/26/24 20:18	
SM 2540C-2015	Total Dissolved Solids	1110	mg/L	25.0	08/26/24 13:07	
EPA 300.0 Rev 2.1 1993	Chloride	16.3	mg/L	1.0	08/21/24 07:16	
EPA 300.0 Rev 2.1 1993	Fluoride	0.10	mg/L	0.10	08/21/24 07:16	
EPA 300.0 Rev 2.1 1993	Sulfate	519	mg/L	12.0	08/21/24 13:07	
92748202015	**BOW-BGWC-17**					
EPA 6010D	Calcium	96.0	mg/L	1.0	08/25/24 20:10	M1
EPA 6020B	Arsenic	0.0013J	mg/L	0.0050	08/26/24 20:21	
EPA 6020B	Barium	0.014	mg/L	0.0050	08/26/24 20:21	
EPA 6020B	Boron	1.3	mg/L	0.040	08/26/24 20:21	
EPA 6020B	Cadmium	0.00031J	mg/L	0.00050	08/26/24 20:21	
EPA 7470A	Mercury	0.00019J	mg/L	0.00020	09/10/24 13:41	
SM 2540C-2015	Total Dissolved Solids	524	mg/L	25.0	08/26/24 13:07	
EPA 300.0 Rev 2.1 1993	Chloride	41.7	mg/L	1.0	08/21/24 07:32	
EPA 300.0 Rev 2.1 1993	Fluoride	0.14	mg/L	0.10	08/21/24 07:32	
EPA 300.0 Rev 2.1 1993	Sulfate	138	mg/L	3.0	08/21/24 13:23	M1

REPORT OF LABORATORY ANALYSIS

This report shall not be reproduced, except in full,
without the written consent of Pace Analytical Services, LLC.

Pace Analytical Services, LLC
9800 Kincey Ave. Suite 100
Huntersville, NC 28078
(704)875-9092

SUMMARY OF DETECTION

Project: Plant Bowen AP-1
Pace Project No.: 92748202

Lab Sample ID / Method	Client Sample ID / Parameters	Result	Units	Report Limit	Analyzed	Qualifiers
92748202016	**BOW-BGWC-18**					
EPA 6010D	Calcium	68.4	mg/L	1.0	08/25/24 20:23	
EPA 6020B	Arsenic	0.0012J	mg/L	0.0050	08/26/24 20:33	
EPA 6020B	Barium	0.032	mg/L	0.0050	08/26/24 20:33	
EPA 6020B	Boron	0.53	mg/L	0.040	08/26/24 20:33	
EPA 6020B	Selenium	0.0013J	mg/L	0.0050	08/26/24 20:33	
SM 2540C-2015	Total Dissolved Solids	335	mg/L	25.0	08/26/24 13:08	
EPA 300.0 Rev 2.1 1993	Chloride	7.0	mg/L	1.0	08/21/24 09:28	
EPA 300.0 Rev 2.1 1993	Fluoride	0.081J	mg/L	0.10	08/21/24 09:28	
EPA 300.0 Rev 2.1 1993	Sulfate	63.0	mg/L	1.0	08/21/24 09:28	
92748202017	**BOW-BGWC-19**					
EPA 6010D	Calcium	84.7	mg/L	1.0	08/25/24 20:27	
EPA 6020B	Arsenic	0.0016J	mg/L	0.0050	08/26/24 20:36	
EPA 6020B	Barium	0.039	mg/L	0.0050	08/26/24 20:36	
EPA 6020B	Boron	0.58	mg/L	0.040	08/26/24 20:36	
EPA 6020B	Cobalt	0.00052J	mg/L	0.0050	08/26/24 20:36	
SM 2540C-2015	Total Dissolved Solids	401	mg/L	25.0	08/26/24 13:08	
92748202018	**BOW-BGWC-31**					
EPA 6010D	Calcium	78.7	mg/L	1.0	08/25/24 20:31	
EPA 6020B	Arsenic	0.0041J	mg/L	0.0050	08/26/24 20:40	
EPA 6020B	Barium	0.035	mg/L	0.0050	08/26/24 20:40	
EPA 6020B	Boron	0.68	mg/L	0.040	08/26/24 20:40	
EPA 6020B	Lead	0.00019J	mg/L	0.0010	08/26/24 20:40	
SM 2540C-2015	Total Dissolved Solids	441	mg/L	25.0	08/26/24 13:08	
EPA 300.0 Rev 2.1 1993	Chloride	29.2	mg/L	1.0	08/21/24 09:59	
EPA 300.0 Rev 2.1 1993	Fluoride	0.051J	mg/L	0.10	08/21/24 09:59	
EPA 300.0 Rev 2.1 1993	Sulfate	111	mg/L	3.0	08/21/24 14:10	
92748202019	**BOW-AP1-FD-09**					
EPA 6010D	Calcium	78.5	mg/L	1.0	08/25/24 20:34	
EPA 6020B	Arsenic	0.0028J	mg/L	0.0050	08/26/24 20:47	
EPA 6020B	Barium	0.027	mg/L	0.0050	08/26/24 20:47	
EPA 6020B	Boron	0.50	mg/L	0.040	08/26/24 20:47	
EPA 6020B	Molybdenum	0.0025J	mg/L	0.010	08/26/24 20:47	
EPA 6020B	Selenium	0.0013J	mg/L	0.0050	08/26/24 20:47	
SM 2540C-2015	Total Dissolved Solids	406	mg/L	25.0	08/26/24 13:08	
EPA 300.0 Rev 2.1 1993	Chloride	11.8	mg/L	1.0	08/21/24 10:15	
EPA 300.0 Rev 2.1 1993	Fluoride	0.10	mg/L	0.10	08/21/24 10:15	
EPA 300.0 Rev 2.1 1993	Sulfate	87.3	mg/L	2.0	08/21/24 14:25	
92748202022	**BOW-BGWC-21**					
EPA 6010D	Calcium	47.9	mg/L	1.0	08/30/24 21:50	
EPA 6020B	Barium	0.022	mg/L	0.0050	09/05/24 18:35	
EPA 6020B	Boron	0.028J	mg/L	0.040	09/05/24 18:35	
EPA 6020B	Cobalt	0.0096	mg/L	0.0050	09/05/24 18:35	
EPA 6020B	Molybdenum	0.0046J	mg/L	0.010	09/05/24 18:35	
SM 2540C-2015	Total Dissolved Solids	249	mg/L	25.0	08/28/24 10:17	
EPA 300.0 Rev 2.1 1993	Chloride	5.2	mg/L	1.0	08/27/24 07:45	

REPORT OF LABORATORY ANALYSIS

This report shall not be reproduced, except in full,
without the written consent of Pace Analytical Services, LLC.

Pace Analytical Services, LLC
9800 Kincey Ave. Suite 100
Huntersville, NC 28078
(704)875-9092

SUMMARY OF DETECTION

Project: Plant Bowen AP-1
Pace Project No.: 92748202

Lab Sample ID / Method	Client Sample ID / Parameters	Result	Units	Report Limit	Analyzed	Qualifiers
92748202022	**BOW-BGWC-21**					
EPA 300.0 Rev 2.1 1993	Sulfate	56.5	mg/L	1.0	08/27/24 07:45	M1
92748202023	**BOW-BGWC-23**					
EPA 6010D	Calcium	391	mg/L	5.0	09/03/24 11:32	
EPA 6020B	Antimony	0.0029J	mg/L	0.0030	09/05/24 18:50	
EPA 6020B	Arsenic	0.0046J	mg/L	0.0050	09/05/24 18:50	
EPA 6020B	Barium	0.063	mg/L	0.0050	09/05/24 18:50	
EPA 6020B	Boron	10.7	mg/L	0.40	09/06/24 15:43	
EPA 6020B	Cobalt	0.00035J	mg/L	0.0050	09/05/24 18:50	
EPA 6020B	Lithium	0.019J	mg/L	0.030	09/05/24 18:50	
EPA 6020B	Molybdenum	0.0063J	mg/L	0.010	09/05/24 18:50	
EPA 6020B	Thallium	0.00057J	mg/L	0.0010	09/05/24 18:50	
SM 2540C-2015	Total Dissolved Solids	2340	mg/L	125	08/28/24 10:18	
EPA 300.0 Rev 2.1 1993	Chloride	482	mg/L	11.0	08/27/24 18:47	
EPA 300.0 Rev 2.1 1993	Sulfate	426	mg/L	11.0	08/27/24 18:47	
92748202024	**BOW-BGWC-30**					
EPA 6010D	Calcium	69.5	mg/L	5.0	08/27/24 20:35	
EPA 6020B	Antimony	0.00085J	mg/L	0.0030	09/03/24 18:33	
EPA 6020B	Arsenic	0.0033J	mg/L	0.0050	09/03/24 18:33	
EPA 6020B	Barium	0.043	mg/L	0.0050	09/03/24 18:33	
EPA 6020B	Boron	1.4	mg/L	0.040	09/03/24 18:33	
EPA 6020B	Molybdenum	0.0038J	mg/L	0.010	09/03/24 18:33	
EPA 6020B	Selenium	0.0032J	mg/L	0.0050	09/03/24 18:33	
SM 2540C-2015	Total Dissolved Solids	344	mg/L	25.0	08/28/24 10:18	5g
EPA 300.0 Rev 2.1 1993	Chloride	72.4	mg/L	1.0	08/26/24 02:26	
EPA 300.0 Rev 2.1 1993	Fluoride	0.087J	mg/L	0.10	08/26/24 02:26	
EPA 300.0 Rev 2.1 1993	Sulfate	32.9	mg/L	1.0	08/26/24 02:26	
92748202025	**BOW-BGWC-35D**					
EPA 6010D	Calcium	589	mg/L	10.0	08/26/24 16:19	
EPA 6020B	Antimony	0.0013J	mg/L	0.0030	09/03/24 18:47	
EPA 6020B	Arsenic	0.011	mg/L	0.0050	10/01/24 16:02	
EPA 6020B	Barium	0.053	mg/L	0.0050	09/03/24 18:47	
EPA 6020B	Boron	12.7	mg/L	0.40	09/04/24 15:24	
EPA 6020B	Cobalt	0.0013J	mg/L	0.0050	09/03/24 18:47	
EPA 6020B	Lithium	0.022J	mg/L	0.030	09/03/24 18:47	
EPA 6020B	Molybdenum	0.033	mg/L	0.010	09/03/24 18:47	
SM 2540C-2015	Total Dissolved Solids	3300	mg/L	125	08/28/24 10:18	
EPA 300.0 Rev 2.1 1993	Chloride	731	mg/L	10.0	08/27/24 11:53	
EPA 300.0 Rev 2.1 1993	Fluoride	0.15	mg/L	0.10	08/26/24 02:40	
EPA 300.0 Rev 2.1 1993	Sulfate	556	mg/L	10.0	08/27/24 11:53	
92748202026	**BOW-BGWC-37D**					
EPA 6010D	Calcium	109	mg/L	5.0	08/27/24 20:39	
EPA 6020B	Arsenic	0.0090	mg/L	0.0050	09/03/24 19:01	
EPA 6020B	Barium	0.076	mg/L	0.0050	09/03/24 19:01	
EPA 6020B	Boron	1.5	mg/L	0.040	09/03/24 19:01	
EPA 6020B	Lithium	0.0026J	mg/L	0.030	09/03/24 19:01	

REPORT OF LABORATORY ANALYSIS

This report shall not be reproduced, except in full,
without the written consent of Pace Analytical Services, LLC.

Pace Analytical Services, LLC
9800 Kincey Ave. Suite 100
Huntersville, NC 28078
(704)875-9092

SUMMARY OF DETECTION

Project: Plant Bowen AP-1
Pace Project No.: 92748202

Lab Sample ID / Method	Client Sample ID / Parameters	Result	Units	Report Limit	Analyzed	Qualifiers
92748202026	**BOW-BGWC-37D**					
EPA 6020B	Molybdenum	0.018	mg/L	0.010	09/03/24 19:01	
SM 2540C-2015	Total Dissolved Solids	606	mg/L	50.0	08/28/24 10:18	4g
EPA 300.0 Rev 2.1 1993	Chloride	141	mg/L	3.0	08/26/24 14:28	
EPA 300.0 Rev 2.1 1993	Fluoride	0.16	mg/L	0.10	08/26/24 02:54	
EPA 300.0 Rev 2.1 1993	Sulfate	125	mg/L	3.0	08/26/24 14:28	
92748202027	**BOW-BGWC-38D**					
EPA 6010D	Calcium	240	mg/L	5.0	08/26/24 16:24	
EPA 6020B	Antimony	0.0013J	mg/L	0.0030	09/03/24 19:05	
EPA 6020B	Arsenic	0.0056	mg/L	0.0050	09/03/24 19:05	
EPA 6020B	Barium	0.088	mg/L	0.0050	09/03/24 19:05	
EPA 6020B	Boron	9.3	mg/L	0.40	09/04/24 15:28	
EPA 6020B	Cadmium	0.00016J	mg/L	0.00050	09/03/24 19:05	
EPA 6020B	Cobalt	0.0010J	mg/L	0.0050	09/03/24 19:05	
EPA 6020B	Lithium	0.0060J	mg/L	0.030	09/03/24 19:05	
EPA 6020B	Molybdenum	0.097	mg/L	0.010	09/03/24 19:05	
EPA 6020B	Selenium	0.0044J	mg/L	0.0050	09/03/24 19:05	
EPA 6020B	Thallium	0.00093J	mg/L	0.0010	09/03/24 19:05	
SM 2540C-2015	Total Dissolved Solids	1160	mg/L	50.0	08/28/24 10:18	
EPA 300.0 Rev 2.1 1993	Chloride	281	mg/L	7.0	08/26/24 14:42	
EPA 300.0 Rev 2.1 1993	Fluoride	0.58	mg/L	0.10	08/26/24 03:57	
EPA 300.0 Rev 2.1 1993	Sulfate	173	mg/L	7.0	08/26/24 14:42	
92748202028	**BOW-BGWC-39**					
EPA 6010D	Calcium	526	mg/L	10.0	08/26/24 16:29	
EPA 6020B	Arsenic	0.0092	mg/L	0.0050	09/03/24 19:09	
EPA 6020B	Barium	0.074	mg/L	0.0050	09/03/24 19:09	
EPA 6020B	Boron	11.2	mg/L	0.40	09/04/24 15:32	
EPA 6020B	Cadmium	0.00011J	mg/L	0.00050	09/03/24 19:09	
EPA 6020B	Lithium	0.0062J	mg/L	0.030	09/03/24 19:09	
EPA 6020B	Molybdenum	0.0038J	mg/L	0.010	09/03/24 19:09	
EPA 7470A	Mercury	0.00015J	mg/L	0.00020	09/10/24 16:06	
SM 2540C-2015	Total Dissolved Solids	2580	mg/L	125	08/28/24 10:19	
EPA 300.0 Rev 2.1 1993	Chloride	569	mg/L	10.0	08/27/24 12:14	
EPA 300.0 Rev 2.1 1993	Fluoride	0.16	mg/L	0.10	08/26/24 04:25	
EPA 300.0 Rev 2.1 1993	Sulfate	398	mg/L	10.0	08/27/24 12:14	
92748202029	**BOW-PZ-7**					
EPA 6010D	Calcium	205	mg/L	5.0	08/26/24 16:34	
EPA 6020B	Arsenic	0.0058	mg/L	0.0050	09/03/24 19:12	
EPA 6020B	Barium	0.033	mg/L	0.0050	09/03/24 19:12	
EPA 6020B	Boron	3.2	mg/L	0.040	09/03/24 19:12	
EPA 6020B	Cadmium	0.00020J	mg/L	0.00050	09/03/24 19:12	
EPA 6020B	Thallium	0.00042J	mg/L	0.0010	09/03/24 19:12	
EPA 7470A	Mercury	0.00090	mg/L	0.00020	09/10/24 16:09	
SM 2540C-2015	Total Dissolved Solids	964	mg/L	50.0	08/28/24 10:19	
EPA 300.0 Rev 2.1 1993	Chloride	24.7	mg/L	1.0	08/26/24 04:40	
EPA 300.0 Rev 2.1 1993	Fluoride	0.071J	mg/L	0.10	08/26/24 04:40	
EPA 300.0 Rev 2.1 1993	Sulfate	414	mg/L	9.0	08/26/24 15:53	

REPORT OF LABORATORY ANALYSIS

This report shall not be reproduced, except in full,
without the written consent of Pace Analytical Services, LLC.

Pace Analytical Services, LLC
9800 Kincey Ave. Suite 100
Huntersville, NC 28078
(704)875-9092

SUMMARY OF DETECTION

Project: Plant Bowen AP-1
Pace Project No.: 92748202

Lab Sample ID / Method	Client Sample ID / Parameters	Result	Units	Report Limit	Analyzed	Qualifiers
92748202030	**BOW-AP1-FD-12**					
EPA 6010D	Calcium	79.3	mg/L	1.0	08/26/24 15:40	
EPA 6020B	Antimony	0.00082J	mg/L	0.0030	09/03/24 19:16	
EPA 6020B	Arsenic	0.0042J	mg/L	0.0050	09/03/24 19:16	
EPA 6020B	Barium	0.042	mg/L	0.0050	09/03/24 19:16	
EPA 6020B	Boron	1.4	mg/L	0.040	09/03/24 19:16	
EPA 6020B	Molybdenum	0.0037J	mg/L	0.010	09/03/24 19:16	
EPA 6020B	Selenium	0.0028J	mg/L	0.0050	09/03/24 19:16	
SM 2540C-2015	Total Dissolved Solids	374	mg/L	25.0	08/28/24 10:19	
EPA 300.0 Rev 2.1 1993	Chloride	72.9	mg/L	1.0	08/26/24 04:54	
EPA 300.0 Rev 2.1 1993	Fluoride	0.087J	mg/L	0.10	08/26/24 04:54	
EPA 300.0 Rev 2.1 1993	Sulfate	33.2	mg/L	1.0	08/26/24 04:54	
92748202031	**BOW-AP1-FB-12**					
EPA 6020B	Arsenic	0.0041J	mg/L	0.0050	09/03/24 19:20	
EPA 6020B	Boron	0.033J	mg/L	0.040	09/03/24 19:20	
92748202032	**BOW-AP1-EB-12**					
EPA 6020B	Boron	0.025J	mg/L	0.040	09/03/24 19:23	
92748202033	**BOW-BGWC-10**					
EPA 6010D	Calcium	73.1	mg/L	1.0	08/26/24 16:57	
EPA 6020B	Arsenic	0.0071	mg/L	0.0050	09/03/24 19:27	
EPA 6020B	Barium	0.040	mg/L	0.0050	09/03/24 19:27	
EPA 6020B	Boron	0.50	mg/L	0.040	09/03/24 19:27	
EPA 6020B	Cobalt	0.00041J	mg/L	0.0050	09/03/24 19:27	
EPA 6020B	Molybdenum	0.0026J	mg/L	0.010	09/03/24 19:27	
SM 2540C-2015	Total Dissolved Solids	409	mg/L	25.0	08/26/24 11:09	
EPA 300.0 Rev 2.1 1993	Chloride	29.8	mg/L	1.0	08/26/24 05:08	
EPA 300.0 Rev 2.1 1993	Fluoride	0.067J	mg/L	0.10	08/26/24 05:08	
EPA 300.0 Rev 2.1 1993	Sulfate	92.6	mg/L	2.0	08/26/24 16:07	
92748202034	**BOW-BGWC-20**					
EPA 6010D	Calcium	345	mg/L	5.0	08/26/24 17:14	
EPA 6020B	Arsenic	0.0076	mg/L	0.0050	10/01/24 16:17	
EPA 6020B	Barium	0.032	mg/L	0.0050	09/03/24 19:31	
EPA 6020B	Boron	5.3	mg/L	0.040	09/03/24 19:31	
EPA 6020B	Lithium	0.099	mg/L	0.030	09/03/24 19:31	
EPA 6020B	Molybdenum	0.067	mg/L	0.010	09/03/24 19:31	
SM 2540C-2015	Total Dissolved Solids	1620	mg/L	50.0	08/26/24 11:10	
EPA 300.0 Rev 2.1 1993	Chloride	135	mg/L	14.0	08/26/24 16:22	
EPA 300.0 Rev 2.1 1993	Fluoride	0.072J	mg/L	0.10	08/26/24 05:23	
EPA 300.0 Rev 2.1 1993	Sulfate	623	mg/L	14.0	08/26/24 16:22	
92748202035	**BOW-BGWC-25**					
EPA 6010D	Calcium	72.0	mg/L	1.0	08/26/24 17:05	
EPA 6020B	Arsenic	0.0045J	mg/L	0.0050	09/03/24 19:34	
EPA 6020B	Barium	0.017	mg/L	0.0050	09/03/24 19:34	
EPA 6020B	Boron	0.27	mg/L	0.040	09/03/24 19:34	
SM 2540C-2015	Total Dissolved Solids	332	mg/L	25.0	08/26/24 11:10	

REPORT OF LABORATORY ANALYSIS

This report shall not be reproduced, except in full,
without the written consent of Pace Analytical Services, LLC.

Pace Analytical Services, LLC
9800 Kincey Ave. Suite 100
Huntersville, NC 28078
(704)875-9092

SUMMARY OF DETECTION

Project: Plant Bowen AP-1
Pace Project No.: 92748202

Lab Sample ID / Method	Client Sample ID / Parameters	Result	Units	Report Limit	Analyzed	Qualifiers
92748202035	**BOW-BGWC-25**					
EPA 300.0 Rev 2.1 1993	Chloride	34.0	mg/L	1.0	08/26/24 05:37	
EPA 300.0 Rev 2.1 1993	Fluoride	0.055J	mg/L	0.10	08/26/24 05:37	
EPA 300.0 Rev 2.1 1993	Sulfate	42.0	mg/L	1.0	08/26/24 05:37	
92748202036	**BOW-BGWC-34D**					
EPA 6010D	Calcium	142	mg/L	1.0	08/26/24 17:09	
EPA 6020B	Arsenic	0.015	mg/L	0.0050	09/03/24 19:46	
EPA 6020B	Barium	0.056	mg/L	0.0050	09/03/24 19:46	
EPA 6020B	Boron	0.50	mg/L	0.040	09/03/24 19:46	
EPA 6020B	Cobalt	0.0012J	mg/L	0.0050	09/03/24 19:46	
EPA 6020B	Molybdenum	0.0011J	mg/L	0.010	09/03/24 19:46	
SM 2540C-2015	Total Dissolved Solids	588	mg/L	25.0	08/26/24 11:10	2g
EPA 300.0 Rev 2.1 1993	Chloride	49.8	mg/L	1.0	08/26/24 05:51	
EPA 300.0 Rev 2.1 1993	Fluoride	0.057J	mg/L	0.10	08/26/24 05:51	
EPA 300.0 Rev 2.1 1993	Sulfate	157	mg/L	4.0	08/26/24 16:36	
92748202037	**BOW-BGWC-36D**					
EPA 6010D	Calcium	158	mg/L	5.0	08/26/24 20:03	M1
EPA 6020B	Arsenic	0.0042J	mg/L	0.0050	09/03/24 19:49	
EPA 6020B	Barium	0.054	mg/L	0.0050	09/03/24 19:49	
EPA 6020B	Boron	4.0	mg/L	0.040	09/03/24 19:49	
EPA 6020B	Molybdenum	0.0087J	mg/L	0.010	09/03/24 19:49	
EPA 6020B	Selenium	0.012	mg/L	0.0050	09/03/24 19:49	
SM 2540C-2015	Total Dissolved Solids	752	mg/L	50.0	08/26/24 11:10	3g
EPA 300.0 Rev 2.1 1993	Chloride	208	mg/L	5.0	08/26/24 16:50	
EPA 300.0 Rev 2.1 1993	Fluoride	0.13	mg/L	0.10	08/26/24 06:54	
EPA 300.0 Rev 2.1 1993	Sulfate	106	mg/L	5.0	08/26/24 16:50	
92748202038	**BOW-BGWC-40**					
EPA 6010D	Calcium	127	mg/L	1.0	08/26/24 18:30	
EPA 6020B	Arsenic	0.0038J	mg/L	0.0050	09/03/24 19:53	
EPA 6020B	Barium	0.034	mg/L	0.0050	09/03/24 19:53	
EPA 6020B	Boron	2.0	mg/L	0.040	09/03/24 19:53	
EPA 6020B	Cobalt	0.00033J	mg/L	0.0050	09/03/24 19:53	
EPA 6020B	Selenium	0.0066	mg/L	0.0050	09/03/24 19:53	
SM 2540C-2015	Total Dissolved Solids	528	mg/L	25.0	08/26/24 11:10	1g
EPA 300.0 Rev 2.1 1993	Chloride	80.3	mg/L	1.0	08/26/24 07:08	
EPA 300.0 Rev 2.1 1993	Fluoride	0.078J	mg/L	0.10	08/26/24 07:08	
EPA 300.0 Rev 2.1 1993	Sulfate	92.4	mg/L	2.0	08/26/24 17:05	
92748202039	**BOW-BGWC-42D**					
EPA 6010D	Calcium	95.7	mg/L	1.0	08/26/24 18:34	
EPA 6020B	Arsenic	0.0059	mg/L	0.0050	09/03/24 19:57	
EPA 6020B	Barium	0.053	mg/L	0.0050	09/03/24 19:57	
EPA 6020B	Boron	1.6	mg/L	0.040	09/03/24 19:57	
EPA 6020B	Lithium	0.0020J	mg/L	0.030	09/03/24 19:57	
EPA 6020B	Molybdenum	0.012	mg/L	0.010	09/03/24 19:57	
SM 2540C-2015	Total Dissolved Solids	576	mg/L	25.0	08/26/24 11:10	
EPA 300.0 Rev 2.1 1993	Chloride	84.9	mg/L	1.0	08/26/24 07:22	

This report shall not be reproduced, except in full,
without the written consent of Pace Analytical Services, LLC.

Pace Analytical Services, LLC
9800 Kincey Ave. Suite 100
Huntersville, NC 28078
(704)875-9092

SUMMARY OF DETECTION

Project: Plant Bowen AP-1
Pace Project No.: 92748202

Lab Sample ID / Method	Client Sample ID / Parameters	Result	Units	Report Limit	Analyzed	Qualifiers
92748202039	**BOW-BGWC-42D**					
EPA 300.0 Rev 2.1 1993	Fluoride	0.54	mg/L	0.10	08/26/24 07:22	
EPA 300.0 Rev 2.1 1993	Sulfate	104	mg/L	2.0	08/26/24 17:20	
92748202040	**BOW-BGWC-51**					
EPA 6010D	Calcium	84.2	mg/L	1.0	08/26/24 18:37	
EPA 6020B	Arsenic	0.0033J	mg/L	0.0050	09/03/24 20:00	
EPA 6020B	Barium	0.0057	mg/L	0.0050	09/03/24 20:00	
EPA 6020B	Boron	1.4	mg/L	0.040	09/03/24 20:00	
EPA 6020B	Selenium	0.0049J	mg/L	0.0050	09/03/24 20:00	
SM 2540C-2015	Total Dissolved Solids	367	mg/L	25.0	08/26/24 11:10	
EPA 300.0 Rev 2.1 1993	Chloride	41.9	mg/L	1.0	08/26/24 07:37	
EPA 300.0 Rev 2.1 1993	Fluoride	0.18	mg/L	0.10	08/26/24 07:37	
EPA 300.0 Rev 2.1 1993	Sulfate	58.9	mg/L	1.0	08/26/24 07:37	
92748202041	**BOW-BGWC-52**					
EPA 6010D	Calcium	53.4	mg/L	1.0	08/26/24 18:41	
EPA 6020B	Barium	0.019	mg/L	0.0050	09/03/24 15:53	
EPA 6020B	Boron	0.45	mg/L	0.040	09/03/24 15:53	
EPA 6020B	Cobalt	0.00042J	mg/L	0.0050	09/03/24 15:53	
EPA 6020B	Molybdenum	0.0058J	mg/L	0.010	09/03/24 15:53	
EPA 6020B	Selenium	0.0022J	mg/L	0.0050	09/03/24 15:53	
EPA 6020B	Thallium	0.00039J	mg/L	0.0010	09/03/24 15:53	
SM 2540C-2015	Total Dissolved Solids	227	mg/L	25.0	08/26/24 11:10	
EPA 300.0 Rev 2.1 1993	Chloride	15.4	mg/L	1.0	08/26/24 07:51	
EPA 300.0 Rev 2.1 1993	Fluoride	0.14	mg/L	0.10	08/26/24 07:51	
EPA 300.0 Rev 2.1 1993	Sulfate	45.6	mg/L	1.0	08/26/24 07:51	
92748202042	**BOW-AP1-FD-10**					
EPA 6010D	Calcium	87.0	mg/L	1.0	08/26/24 18:45	
EPA 6020B	Antimony	0.00070J	mg/L	0.0030	09/03/24 16:08	
EPA 6020B	Arsenic	0.0016J	mg/L	0.0050	09/03/24 16:08	
EPA 6020B	Barium	0.0053	mg/L	0.0050	09/03/24 16:08	
EPA 6020B	Boron	1.3	mg/L	0.040	09/03/24 16:08	
EPA 6020B	Selenium	0.0050J	mg/L	0.0050	09/03/24 16:08	
SM 2540C-2015	Total Dissolved Solids	362	mg/L	25.0	08/26/24 11:10	
EPA 300.0 Rev 2.1 1993	Chloride	41.8	mg/L	1.0	08/26/24 08:34	
EPA 300.0 Rev 2.1 1993	Fluoride	0.18	mg/L	0.10	08/26/24 08:34	
EPA 300.0 Rev 2.1 1993	Sulfate	58.7	mg/L	1.0	08/26/24 08:34	
92748202043	**BOW-AP1-FB-10**					
EPA 6020B	Arsenic	0.00094J	mg/L	0.0050	09/03/24 16:11	
92748202044	**BOW-AP1-EB-10**					
EPA 6020B	Arsenic	0.00091J	mg/L	0.0050	09/03/24 16:15	
92748202045	**BOW-BGWA-2**					
EPA 6010D	Calcium	54.8	mg/L	1.0	08/26/24 19:03	
EPA 6020B	Arsenic	0.0019J	mg/L	0.0050	09/03/24 16:19	
EPA 6020B	Barium	0.10	mg/L	0.0050	09/03/24 16:19	
EPA 6020B	Boron	0.013J	mg/L	0.040	09/03/24 16:19	

REPORT OF LABORATORY ANALYSIS

This report shall not be reproduced, except in full,
without the written consent of Pace Analytical Services, LLC.

Pace Analytical Services, LLC
9800 Kincey Ave. Suite 100
Huntersville, NC 28078
(704)875-9092

SUMMARY OF DETECTION

Project: Plant Bowen AP-1
Pace Project No.: 92748202

Lab Sample ID / Method	Client Sample ID / Parameters	Result	Units	Report Limit	Analyzed	Qualifiers
92748202045	**BOW-BGWA-2**					
SM 2540C-2015	Total Dissolved Solids	219	mg/L	25.0	08/28/24 10:11	
EPA 300.0 Rev 2.1 1993	Chloride	3.4	mg/L	1.0	08/26/24 08:48	
EPA 300.0 Rev 2.1 1993	Fluoride	0.065J	mg/L	0.10	08/26/24 08:48	
EPA 300.0 Rev 2.1 1993	Sulfate	14.3	mg/L	1.0	08/26/24 08:48	
92748202046	**BOW-BGWA-29**					
EPA 6010D	Calcium	23.1	mg/L	1.0	08/26/24 19:07	
EPA 6020B	Arsenic	0.0011J	mg/L	0.0050	09/03/24 16:30	
EPA 6020B	Barium	0.011	mg/L	0.0050	09/03/24 16:30	
SM 2540C-2015	Total Dissolved Solids	105	mg/L	25.0	08/28/24 10:11	
EPA 300.0 Rev 2.1 1993	Chloride	1.2	mg/L	1.0	08/26/24 09:50	
EPA 300.0 Rev 2.1 1993	Fluoride	0.061J	mg/L	0.10	08/26/24 09:50	
EPA 300.0 Rev 2.1 1993	Sulfate	3.3	mg/L	1.0	08/26/24 09:50	
92748202047	**BOW-BGWC-22**					
EPA 6010D	Calcium	710	mg/L	10.0	08/26/24 20:15	
EPA 6020B	Arsenic	0.0090	mg/L	0.0050	09/03/24 16:34	
EPA 6020B	Barium	0.055	mg/L	0.0050	09/03/24 16:34	
EPA 6020B	Beryllium	0.00014J	mg/L	0.00050	09/03/24 16:34	
EPA 6020B	Boron	12.0	mg/L	0.40	09/04/24 15:10	
EPA 6020B	Cadmium	0.00090	mg/L	0.00050	09/03/24 16:34	
EPA 6020B	Cobalt	0.017	mg/L	0.0050	09/03/24 16:34	
EPA 6020B	Lithium	0.021J	mg/L	0.030	09/03/24 16:34	
EPA 6020B	Molybdenum	0.029	mg/L	0.010	09/03/24 16:34	
EPA 6020B	Thallium	0.00064J	mg/L	0.0010	09/03/24 16:34	
SM 2540C-2015	Total Dissolved Solids	2950	mg/L	125	08/28/24 10:11	
EPA 300.0 Rev 2.1 1993	Chloride	815	mg/L	20.0	08/26/24 17:34	
EPA 300.0 Rev 2.1 1993	Fluoride	0.22	mg/L	0.10	08/26/24 10:05	
EPA 300.0 Rev 2.1 1993	Sulfate	537	mg/L	20.0	08/26/24 17:34	
92748202048	**BOW-BGWC-24**					
EPA 6010D	Calcium	352	mg/L	5.0	08/26/24 20:19	
EPA 6020B	Antimony	0.0090	mg/L	0.0030	09/03/24 16:37	
EPA 6020B	Arsenic	0.0073	mg/L	0.0050	09/03/24 16:37	
EPA 6020B	Barium	0.035	mg/L	0.0050	09/03/24 16:37	
EPA 6020B	Beryllium	0.00024J	mg/L	0.00050	09/03/24 16:37	
EPA 6020B	Boron	15.9	mg/L	0.40	09/04/24 15:13	
EPA 6020B	Cadmium	0.0017	mg/L	0.00050	09/03/24 16:37	
EPA 6020B	Cobalt	0.0015J	mg/L	0.0050	09/03/24 16:37	
EPA 6020B	Lithium	0.0045J	mg/L	0.030	09/03/24 16:37	
EPA 6020B	Selenium	0.0040J	mg/L	0.0050	09/03/24 16:37	
EPA 7470A	Mercury	0.00072	mg/L	0.00020	09/11/24 08:48	
SM 2540C-2015	Total Dissolved Solids	1440	mg/L	83.3	08/28/24 10:11	
EPA 300.0 Rev 2.1 1993	Chloride	352	mg/L	8.0	08/26/24 17:48	
EPA 300.0 Rev 2.1 1993	Fluoride	0.17	mg/L	0.10	08/26/24 10:19	
EPA 300.0 Rev 2.1 1993	Sulfate	242	mg/L	8.0	08/26/24 17:48	
92748202049	**BOW-BGWC-32**					
EPA 6010D	Calcium	159	mg/L	5.0	08/26/24 20:22	

REPORT OF LABORATORY ANALYSIS

This report shall not be reproduced, except in full,
without the written consent of Pace Analytical Services, LLC.

Pace Analytical Services, LLC
9800 Kincey Ave. Suite 100
Huntersville, NC 28078
(704)875-9092

SUMMARY OF DETECTION

Project: Plant Bowen AP-1
Pace Project No.: 92748202

Lab Sample ID / Method	Client Sample ID / Parameters	Result	Units	Report Limit	Analyzed	Qualifiers
92748202049	**BOW-BGWC-32**					
EPA 6020B	Arsenic	0.0073	mg/L	0.0050	09/03/24 16:41	
EPA 6020B	Barium	0.083	mg/L	0.0050	09/03/24 16:41	
EPA 6020B	Boron	1.5	mg/L	0.040	09/03/24 16:41	
EPA 6020B	Cobalt	0.0046J	mg/L	0.0050	09/03/24 16:41	
EPA 6020B	Molybdenum	0.0045J	mg/L	0.010	09/03/24 16:41	
SM 2540C-2015	Total Dissolved Solids	784	mg/L	50.0	08/28/24 10:11	
EPA 300.0 Rev 2.1 1993	Chloride	172	mg/L	4.0	08/27/24 12:29	
EPA 300.0 Rev 2.1 1993	Fluoride	0.13	mg/L	0.10	08/26/24 10:33	
EPA 300.0 Rev 2.1 1993	Sulfate	161	mg/L	4.0	08/27/24 12:29	
92748202050	**BOW-BGWC-41D**					
EPA 6010D	Calcium	231	mg/L	5.0	08/27/24 20:44	
EPA 6020B	Arsenic	0.0081	mg/L	0.0050	09/03/24 16:45	
EPA 6020B	Barium	0.070	mg/L	0.0050	09/03/24 16:45	
EPA 6020B	Boron	1.8	mg/L	0.040	09/03/24 16:45	
EPA 6020B	Cobalt	0.00044J	mg/L	0.0050	09/03/24 16:45	
EPA 6020B	Lithium	0.0020J	mg/L	0.030	09/03/24 16:45	
EPA 6020B	Molybdenum	0.0075J	mg/L	0.010	09/03/24 16:45	
SM 2540C-2015	Total Dissolved Solids	1470	mg/L	83.3	08/28/24 10:12	
EPA 300.0 Rev 2.1 1993	Chloride	395	mg/L	9.0	08/26/24 18:45	
EPA 300.0 Rev 2.1 1993	Fluoride	0.078J	mg/L	0.10	08/26/24 10:48	
EPA 300.0 Rev 2.1 1993	Sulfate	315	mg/L	9.0	08/26/24 18:45	
92748202051	**BOW-BGWC-43D**					
EPA 6010D	Calcium	279	mg/L	5.0	08/27/24 20:49	
EPA 6020B	Arsenic	0.0072	mg/L	0.0050	09/03/24 16:48	
EPA 6020B	Barium	0.056	mg/L	0.0050	09/03/24 16:48	
EPA 6020B	Boron	10.5	mg/L	0.40	09/04/24 15:17	
EPA 6020B	Cadmium	0.00044J	mg/L	0.00050	09/03/24 16:48	
EPA 6020B	Cobalt	0.0019J	mg/L	0.0050	09/03/24 16:48	
EPA 6020B	Lithium	0.019J	mg/L	0.030	09/03/24 16:48	
EPA 6020B	Molybdenum	0.12	mg/L	0.010	09/03/24 16:48	
EPA 6020B	Selenium	0.0010J	mg/L	0.0050	09/03/24 16:48	
EPA 6020B	Thallium	0.0022	mg/L	0.0010	09/03/24 16:48	
SM 2540C-2015	Total Dissolved Solids	1590	mg/L	83.3	08/28/24 10:12	
EPA 300.0 Rev 2.1 1993	Chloride	394	mg/L	9.0	08/26/24 19:00	M1
EPA 300.0 Rev 2.1 1993	Fluoride	0.81	mg/L	0.10	08/26/24 11:02	
EPA 300.0 Rev 2.1 1993	Sulfate	268	mg/L	9.0	08/26/24 19:00	M1
92748202052	**BOW-BGWC-49D**					
EPA 6010D	Calcium	213	mg/L	5.0	08/27/24 20:54	
EPA 6020B	Arsenic	0.0075	mg/L	0.0050	09/03/24 16:52	
EPA 6020B	Barium	0.069	mg/L	0.0050	09/03/24 16:52	
EPA 6020B	Boron	7.7	mg/L	0.040	09/03/24 16:52	
EPA 6020B	Cobalt	0.00098J	mg/L	0.0050	09/03/24 16:52	
EPA 6020B	Lithium	0.0062J	mg/L	0.030	09/03/24 16:52	
EPA 6020B	Molybdenum	0.0044J	mg/L	0.010	09/03/24 16:52	
SM 2540C-2015	Total Dissolved Solids	1410	mg/L	83.3	08/28/24 10:12	
EPA 300.0 Rev 2.1 1993	Chloride	412	mg/L	10.0	08/26/24 19:45	

REPORT OF LABORATORY ANALYSIS

This report shall not be reproduced, except in full,
without the written consent of Pace Analytical Services, LLC.

Pace Analytical Services, LLC
9800 Kincey Ave. Suite 100
Huntersville, NC 28078
(704)875-9092

SUMMARY OF DETECTION

Project: Plant Bowen AP-1
Pace Project No.: 92748202

Lab Sample ID / Method	Client Sample ID / Parameters	Result	Units	Report Limit	Analyzed	Qualifiers
92748202052	**BOW-BGWC-49D**					
EPA 300.0 Rev 2.1 1993	Fluoride	0.074J	mg/L	0.10	08/26/24 11:45	
EPA 300.0 Rev 2.1 1993	Sulfate	200	mg/L	10.0	08/26/24 19:45	
92748202053	**BOW-AP1-FD-11**					
EPA 6010D	Calcium	24.1	mg/L	1.0	08/26/24 19:34	
EPA 6020B	Barium	0.012	mg/L	0.0050	09/03/24 16:56	
SM 2540C-2015	Total Dissolved Solids	106	mg/L	25.0	08/28/24 10:12	
EPA 300.0 Rev 2.1 1993	Chloride	1.2	mg/L	1.0	08/26/24 12:47	
EPA 300.0 Rev 2.1 1993	Fluoride	0.061J	mg/L	0.10	08/26/24 12:47	
EPA 300.0 Rev 2.1 1993	Sulfate	3.3	mg/L	1.0	08/26/24 12:47	
92748202054	**BOW-AP1-FB-11**					
EPA 6020B	Boron	0.031J	mg/L	0.040	09/03/24 16:59	
92748202055	**BOW-AP1-EB-11**					
EPA 6020B	Boron	0.027J	mg/L	0.040	09/03/24 17:03	
92748202056	**BOW-BGWA-33**					
EPA 6010D	Calcium	87.8	mg/L	1.0	08/30/24 21:57	
EPA 6020B	Antimony	0.00057J	mg/L	0.0030	09/05/24 19:01	
EPA 6020B	Arsenic	0.0045J	mg/L	0.0050	09/05/24 19:01	
EPA 6020B	Barium	0.035	mg/L	0.0050	09/05/24 19:01	
EPA 6020B	Boron	0.015J	mg/L	0.040	09/05/24 19:01	
EPA 6020B	Cobalt	0.00061J	mg/L	0.0050	09/05/24 19:01	
EPA 6020B	Molybdenum	0.0081J	mg/L	0.010	09/05/24 19:01	
SM 2540C-2015	Total Dissolved Solids	385	mg/L	25.0	08/29/24 10:58	
EPA 300.0 Rev 2.1 1993	Chloride	2.9	mg/L	1.0	08/28/24 08:02	
EPA 300.0 Rev 2.1 1993	Fluoride	0.099J	mg/L	0.10	08/28/24 08:02	
EPA 300.0 Rev 2.1 1993	Sulfate	22.4	mg/L	1.0	08/28/24 08:02	

This report shall not be reproduced, except in full,
without the written consent of Pace Analytical Services, LLC.

Pace Analytical Services, LLC
9800 Kincey Ave. Suite 100
Huntersville, NC 28078
(704)875-9092

ANALYTICAL RESULTS

Project: Plant Bowen AP-1
Pace Project No.: 92748202

Sample: BOW-BGWA-47D **Lab ID: 92748202001** Collected: 08/15/24 11:45 Received: 08/16/24 11:51 Matrix: Water

Parameters	Results	Units	Report Limit	MDL	DF	Prepared	Analyzed	CAS No.	Qual
6010D ATL ICP	Analytical Method: EPA 6010D Preparation Method: EPA 3010A Pace Analytical Services - Peachtree Corners, GA								
Calcium	**105**	mg/L	1.0	0.12	1	08/22/24 11:12	08/22/24 21:14	7440-70-2	
6020 MET ICPMS	Analytical Method: EPA 6020B Preparation Method: EPA 3005A Pace Analytical Services - Peachtree Corners, GA								
Antimony	ND	mg/L	0.0030	0.00054	1	08/23/24 12:38	08/26/24 14:15	7440-36-0	
Arsenic	ND	mg/L	0.0050	0.00084	1	08/23/24 12:38	08/26/24 14:15	7440-38-2	
Barium	**0.051**	mg/L	0.0050	0.00047	1	08/23/24 12:38	08/26/24 14:15	7440-39-3	
Beryllium	ND	mg/L	0.00050	0.000094	1	08/23/24 12:38	08/26/24 14:15	7440-41-7	
Boron	**0.014J**	mg/L	0.040	0.012	1	08/23/24 12:38	08/26/24 14:15	7440-42-8	
Cadmium	ND	mg/L	0.00050	0.00010	1	08/23/24 12:38	08/26/24 14:15	7440-43-9	
Chromium	ND	mg/L	0.0050	0.0019	1	08/23/24 12:38	08/26/24 14:15	7440-47-3	
Cobalt	ND	mg/L	0.0050	0.00032	1	08/23/24 12:38	08/26/24 14:15	7440-48-4	
Lead	ND	mg/L	0.0010	0.00016	1	08/23/24 12:38	08/26/24 14:15	7439-92-1	
Lithium	ND	mg/L	0.030	0.0016	1	08/23/24 12:38	08/26/24 14:15	7439-93-2	
Molybdenum	ND	mg/L	0.010	0.00062	1	08/23/24 12:38	08/26/24 14:15	7439-98-7	
Selenium	**0.0017J**	mg/L	0.0050	0.00096	1	08/23/24 12:38	08/26/24 14:15	7782-49-2	
Thallium	ND	mg/L	0.0010	0.00038	1	08/23/24 12:38	08/26/24 14:15	7440-28-0	
7470 Mercury	Analytical Method: EPA 7470A Preparation Method: EPA 7470A Pace Analytical Services - Peachtree Corners, GA								
Mercury	ND	mg/L	0.00020	0.00013	1	09/10/24 09:00	09/10/24 12:51	7439-97-6	
2540C Total Dissolved Solids	Analytical Method: SM 2540C-2015 Pace Analytical Services - Asheville								
Total Dissolved Solids	**388**	mg/L	31.2	31.2	1		08/21/24 09:05		
300.0 IC Anions 28 Days	Analytical Method: EPA 300.0 Rev 2.1 1993 Pace Analytical Services - Asheville								
Chloride	**4.5**	mg/L	1.0	0.60	1		08/18/24 00:45	16887-00-6	
Fluoride	ND	mg/L	0.10	0.050	1		08/18/24 00:45	16984-48-8	
Sulfate	**66.1**	mg/L	1.0	0.50	1		08/18/24 00:45	14808-79-8	

REPORT OF LABORATORY ANALYSIS

This report shall not be reproduced, except in full,
without the written consent of Pace Analytical Services, LLC.

Pace Analytical Services, LLC
9800 Kincey Ave. Suite 100
Huntersville, NC 28078
(704)875-9092

ANALYTICAL RESULTS

Project: Plant Bowen AP-1
Pace Project No.: 92748202

Sample: BOW-BGWA-48D **Lab ID: 92748202002** Collected: 08/15/24 15:11 Received: 08/16/24 11:51 Matrix: Water

Parameters	Results	Units	Report Limit	MDL	DF	Prepared	Analyzed	CAS No.	Qual
6010D ATL ICP	Analytical Method: EPA 6010D Preparation Method: EPA 3010A Pace Analytical Services - Peachtree Corners, GA								
Calcium	**40.6**	mg/L	1.0	0.12	1	08/22/24 11:12	08/22/24 21:18	7440-70-2	
6020 MET ICPMS	Analytical Method: EPA 6020B Preparation Method: EPA 3005A Pace Analytical Services - Peachtree Corners, GA								
Antimony	**0.00081J**	mg/L	0.0030	0.00054	1	08/23/24 12:38	08/26/24 14:30	7440-36-0	
Arsenic	**0.0040J**	mg/L	0.0050	0.00084	1	08/23/24 12:38	08/26/24 14:30	7440-38-2	
Barium	**0.044**	mg/L	0.0050	0.00047	1	08/23/24 12:38	08/26/24 14:30	7440-39-3	
Beryllium	ND	mg/L	0.00050	0.000094	1	08/23/24 12:38	08/26/24 14:30	7440-41-7	
Boron	**0.016J**	mg/L	0.040	0.012	1	08/23/24 12:38	08/26/24 14:30	7440-42-8	
Cadmium	ND	mg/L	0.00050	0.00010	1	08/23/24 12:38	08/26/24 14:30	7440-43-9	
Chromium	ND	mg/L	0.0050	0.0019	1	08/23/24 12:38	08/26/24 14:30	7440-47-3	
Cobalt	ND	mg/L	0.0050	0.00032	1	08/23/24 12:38	08/26/24 14:30	7440-48-4	
Lead	ND	mg/L	0.0010	0.00016	1	08/23/24 12:38	08/26/24 14:30	7439-92-1	
Lithium	ND	mg/L	0.030	0.0016	1	08/23/24 12:38	08/26/24 14:30	7439-93-2	
Molybdenum	**0.0048J**	mg/L	0.010	0.00062	1	08/23/24 12:38	08/26/24 14:30	7439-98-7	
Selenium	ND	mg/L	0.0050	0.00096	1	08/23/24 12:38	08/26/24 14:30	7782-49-2	
Thallium	ND	mg/L	0.0010	0.00038	1	08/23/24 12:38	08/26/24 14:30	7440-28-0	
7470 Mercury	Analytical Method: EPA 7470A Preparation Method: EPA 7470A Pace Analytical Services - Peachtree Corners, GA								
Mercury	ND	mg/L	0.00020	0.00013	1	09/10/24 09:00	09/10/24 12:54	7439-97-6	
2540C Total Dissolved Solids	Analytical Method: SM 2540C-2015 Pace Analytical Services - Asheville								
Total Dissolved Solids	**299**	mg/L	25.0	25.0	1		08/21/24 09:06		
300.0 IC Anions 28 Days	Analytical Method: EPA 300.0 Rev 2.1 1993 Pace Analytical Services - Asheville								
Chloride	**6.1**	mg/L	1.0	0.60	1		08/18/24 00:59	16887-00-6	
Fluoride	**0.064J**	mg/L	0.10	0.050	1		08/18/24 00:59	16984-48-8	
Sulfate	**45.3**	mg/L	1.0	0.50	1		08/18/24 00:59	14808-79-8	

REPORT OF LABORATORY ANALYSIS

This report shall not be reproduced, except in full,
without the written consent of Pace Analytical Services, LLC.

Pace Analytical Services, LLC
9800 Kincey Ave. Suite 100
Huntersville, NC 28078
(704)875-9092

ANALYTICAL RESULTS

Project: Plant Bowen AP-1
Pace Project No.: 92748202

Sample: BOW-BGWA-6 **Lab ID: 92748202003** Collected: 08/15/24 11:36 Received: 08/16/24 11:51 Matrix: Water

Parameters	Results	Units	Report Limit	MDL	DF	Prepared	Analyzed	CAS No.	Qual
6010D ATL ICP	Analytical Method: EPA 6010D Preparation Method: EPA 3010A Pace Analytical Services - Peachtree Corners, GA								
Calcium	**64.7**	mg/L	1.0	0.12	1	08/22/24 11:12	08/22/24 21:21	7440-70-2	
6020 MET ICPMS	Analytical Method: EPA 6020B Preparation Method: EPA 3005A Pace Analytical Services - Peachtree Corners, GA								
Antimony	ND	mg/L	0.0030	0.00054	1	08/23/24 12:38	08/26/24 14:33	7440-36-0	
Arsenic	ND	mg/L	0.0050	0.00084	1	08/23/24 12:38	08/26/24 14:33	7440-38-2	
Barium	**0.014**	mg/L	0.0050	0.00047	1	08/23/24 12:38	08/26/24 14:33	7440-39-3	
Beryllium	ND	mg/L	0.00050	0.000094	1	08/23/24 12:38	08/26/24 14:33	7440-41-7	
Boron	ND	mg/L	0.040	0.012	1	08/23/24 12:38	08/26/24 14:33	7440-42-8	
Cadmium	ND	mg/L	0.00050	0.00010	1	08/23/24 12:38	08/26/24 14:33	7440-43-9	
Chromium	ND	mg/L	0.0050	0.0019	1	08/23/24 12:38	08/26/24 14:33	7440-47-3	
Cobalt	ND	mg/L	0.0050	0.00032	1	08/23/24 12:38	08/26/24 14:33	7440-48-4	
Lead	ND	mg/L	0.0010	0.00016	1	08/23/24 12:38	08/26/24 14:33	7439-92-1	
Lithium	ND	mg/L	0.030	0.0016	1	08/23/24 12:38	08/26/24 14:33	7439-93-2	
Molybdenum	ND	mg/L	0.010	0.00062	1	08/23/24 12:38	08/26/24 14:33	7439-98-7	
Selenium	ND	mg/L	0.0050	0.00096	1	08/23/24 12:38	08/26/24 14:33	7782-49-2	
Thallium	ND	mg/L	0.0010	0.00038	1	08/23/24 12:38	08/26/24 14:33	7440-28-0	
7470 Mercury	Analytical Method: EPA 7470A Preparation Method: EPA 7470A Pace Analytical Services - Peachtree Corners, GA								
Mercury	ND	mg/L	0.00020	0.00013	1	09/10/24 09:00	09/10/24 13:05	7439-97-6	
2540C Total Dissolved Solids	Analytical Method: SM 2540C-2015 Pace Analytical Services - Asheville								
Total Dissolved Solids	**295**	mg/L	25.0	25.0	1		08/21/24 09:06		
300.0 IC Anions 28 Days	Analytical Method: EPA 300.0 Rev 2.1 1993 Pace Analytical Services - Asheville								
Chloride	**7.9**	mg/L	1.0	0.60	1		08/18/24 01:14	16887-00-6	
Fluoride	ND	mg/L	0.10	0.050	1		08/18/24 01:14	16984-48-8	
Sulfate	**17.3**	mg/L	1.0	0.50	1		08/18/24 01:14	14808-79-8	

REPORT OF LABORATORY ANALYSIS

This report shall not be reproduced, except in full,
without the written consent of Pace Analytical Services, LLC.

Pace Analytical Services, LLC
9800 Kincey Ave. Suite 100
Huntersville, NC 28078
(704)875-9092

ANALYTICAL RESULTS

Project: Plant Bowen AP-1
Pace Project No.: 92748202

Sample: BOW-BGWC-44D **Lab ID: 92748202004** Collected: 08/15/24 13:25 Received: 08/16/24 11:51 Matrix: Water

Parameters	Results	Units	Report Limit	MDL	DF	Prepared	Analyzed	CAS No.	Qual
6010D ATL ICP	Analytical Method: EPA 6010D Preparation Method: EPA 3010A Pace Analytical Services - Peachtree Corners, GA								
Calcium	**36.4**	mg/L	1.0	0.12	1	08/22/24 11:12	08/22/24 21:47	7440-70-2	
6020 MET ICPMS	Analytical Method: EPA 6020B Preparation Method: EPA 3005A Pace Analytical Services - Peachtree Corners, GA								
Antimony	ND	mg/L	0.0030	0.00054	1	08/23/24 12:38	08/26/24 14:37	7440-36-0	
Arsenic	**0.0041J**	mg/L	0.0050	0.00084	1	08/23/24 12:38	08/26/24 14:37	7440-38-2	
Barium	**0.033**	mg/L	0.0050	0.00047	1	08/23/24 12:38	08/26/24 14:37	7440-39-3	
Beryllium	ND	mg/L	0.00050	0.000094	1	08/23/24 12:38	08/26/24 14:37	7440-41-7	
Boron	**0.018J**	mg/L	0.040	0.012	1	08/23/24 12:38	08/26/24 14:37	7440-42-8	
Cadmium	ND	mg/L	0.00050	0.00010	1	08/23/24 12:38	08/26/24 14:37	7440-43-9	
Chromium	ND	mg/L	0.0050	0.0019	1	08/23/24 12:38	08/26/24 14:37	7440-47-3	
Cobalt	ND	mg/L	0.0050	0.00032	1	08/23/24 12:38	08/26/24 14:37	7440-48-4	
Lead	ND	mg/L	0.0010	0.00016	1	08/23/24 12:38	08/26/24 14:37	7439-92-1	
Lithium	**0.0053J**	mg/L	0.030	0.0016	1	08/23/24 12:38	08/26/24 14:37	7439-93-2	
Molybdenum	**0.0012J**	mg/L	0.010	0.00062	1	08/23/24 12:38	08/26/24 14:37	7439-98-7	
Selenium	ND	mg/L	0.0050	0.00096	1	08/23/24 12:38	08/26/24 14:37	7782-49-2	
Thallium	ND	mg/L	0.0010	0.00038	1	08/23/24 12:38	08/26/24 14:37	7440-28-0	
7470 Mercury	Analytical Method: EPA 7470A Preparation Method: EPA 7470A Pace Analytical Services - Peachtree Corners, GA								
Mercury	ND	mg/L	0.00020	0.00013	1	09/10/24 09:00	09/10/24 13:07	7439-97-6	
2540C Total Dissolved Solids	Analytical Method: SM 2540C-2015 Pace Analytical Services - Asheville								
Total Dissolved Solids	**338**	mg/L	31.2	31.2	1		08/21/24 09:06		
300.0 IC Anions 28 Days	Analytical Method: EPA 300.0 Rev 2.1 1993 Pace Analytical Services - Asheville								
Chloride	**9.7**	mg/L	1.0	0.60	1		08/18/24 01:59	16887-00-6	
Fluoride	**0.082J**	mg/L	0.10	0.050	1		08/18/24 01:59	16984-48-8	
Sulfate	**24.1**	mg/L	1.0	0.50	1		08/18/24 01:59	14808-79-8	

REPORT OF LABORATORY ANALYSIS

This report shall not be reproduced, except in full,
without the written consent of Pace Analytical Services, LLC.

Pace Analytical Services, LLC
9800 Kincey Ave. Suite 100
Huntersville, NC 28078
(704)875-9092

ANALYTICAL RESULTS

Project: Plant Bowen AP-1
Pace Project No.: 92748202

Sample: BOW-AP1-FD-08 **Lab ID: 92748202005** Collected: 08/15/24 00:00 Received: 08/16/24 11:51 Matrix: Water

Parameters	Results	Units	Report Limit	MDL	DF	Prepared	Analyzed	CAS No.	Qual
6010D ATL ICP	Analytical Method: EPA 6010D Preparation Method: EPA 3010A Pace Analytical Services - Peachtree Corners, GA								
Calcium	**104**	mg/L	1.0	0.12	1	08/22/24 11:12	08/22/24 21:55	7440-70-2	
6020 MET ICPMS	Analytical Method: EPA 6020B Preparation Method: EPA 3005A Pace Analytical Services - Peachtree Corners, GA								
Antimony	ND	mg/L	0.0030	0.00054	1	08/23/24 12:38	08/26/24 14:41	7440-36-0	
Arsenic	**0.0013J**	mg/L	0.0050	0.00084	1	08/23/24 12:38	08/26/24 14:41	7440-38-2	
Barium	**0.051**	mg/L	0.0050	0.00047	1	08/23/24 12:38	08/26/24 14:41	7440-39-3	
Beryllium	ND	mg/L	0.00050	0.000094	1	08/23/24 12:38	08/26/24 14:41	7440-41-7	
Boron	**0.012J**	mg/L	0.040	0.012	1	08/23/24 12:38	08/26/24 14:41	7440-42-8	
Cadmium	ND	mg/L	0.00050	0.00010	1	08/23/24 12:38	08/26/24 14:41	7440-43-9	
Chromium	ND	mg/L	0.0050	0.0019	1	08/23/24 12:38	08/26/24 14:41	7440-47-3	
Cobalt	ND	mg/L	0.0050	0.00032	1	08/23/24 12:38	08/26/24 14:41	7440-48-4	
Lead	ND	mg/L	0.0010	0.00016	1	08/23/24 12:38	08/26/24 14:41	7439-92-1	
Lithium	ND	mg/L	0.030	0.0016	1	08/23/24 12:38	08/26/24 14:41	7439-93-2	
Molybdenum	ND	mg/L	0.010	0.00062	1	08/23/24 12:38	08/26/24 14:41	7439-98-7	
Selenium	**0.0017J**	mg/L	0.0050	0.00096	1	08/23/24 12:38	08/26/24 14:41	7782-49-2	
Thallium	ND	mg/L	0.0010	0.00038	1	08/23/24 12:38	08/26/24 14:41	7440-28-0	
7470 Mercury	Analytical Method: EPA 7470A Preparation Method: EPA 7470A Pace Analytical Services - Peachtree Corners, GA								
Mercury	ND	mg/L	0.00020	0.00013	1	09/10/24 09:00	09/10/24 13:10	7439-97-6	
2540C Total Dissolved Solids	Analytical Method: SM 2540C-2015 Pace Analytical Services - Asheville								
Total Dissolved Solids	**389**	mg/L	31.2	31.2	1		08/21/24 09:06		
300.0 IC Anions 28 Days	Analytical Method: EPA 300.0 Rev 2.1 1993 Pace Analytical Services - Asheville								
Chloride	**4.6**	mg/L	1.0	0.60	1		08/18/24 02:14	16887-00-6	
Fluoride	ND	mg/L	0.10	0.050	1		08/18/24 02:14	16984-48-8	
Sulfate	**66.3**	mg/L	1.0	0.50	1		08/18/24 02:14	14808-79-8	

REPORT OF LABORATORY ANALYSIS

This report shall not be reproduced, except in full,
without the written consent of Pace Analytical Services, LLC.

Pace Analytical Services, LLC
9800 Kincey Ave. Suite 100
Huntersville, NC 28078
(704)875-9092

ANALYTICAL RESULTS

Project: Plant Bowen AP-1
Pace Project No.: 92748202

Sample: BOW-AP1-FB-08 **Lab ID: 92748202006** Collected: 08/15/24 16:10 Received: 08/16/24 11:51 Matrix: Water

Parameters	Results	Units	Report Limit	MDL	DF	Prepared	Analyzed	CAS No.	Qual
6010D ATL ICP	Analytical Method: EPA 6010D Preparation Method: EPA 3010A Pace Analytical Services - Peachtree Corners, GA								
Calcium	ND	mg/L	1.0	0.12	1	08/22/24 11:12	08/22/24 21:58	7440-70-2	
6020 MET ICPMS	Analytical Method: EPA 6020B Preparation Method: EPA 3005A Pace Analytical Services - Peachtree Corners, GA								
Antimony	ND	mg/L	0.0030	0.00054	1	08/23/24 12:38	08/26/24 15:01	7440-36-0	
Arsenic	ND	mg/L	0.0050	0.00084	1	08/23/24 12:38	08/26/24 15:01	7440-38-2	
Barium	ND	mg/L	0.0050	0.00047	1	08/23/24 12:38	08/26/24 15:01	7440-39-3	
Beryllium	ND	mg/L	0.00050	0.000094	1	08/23/24 12:38	08/26/24 15:01	7440-41-7	
Boron	ND	mg/L	0.040	0.012	1	08/23/24 12:38	08/26/24 15:01	7440-42-8	
Cadmium	ND	mg/L	0.00050	0.00010	1	08/23/24 12:38	08/26/24 15:01	7440-43-9	
Chromium	ND	mg/L	0.0050	0.0019	1	08/23/24 12:38	08/26/24 15:01	7440-47-3	
Cobalt	ND	mg/L	0.0050	0.00032	1	08/23/24 12:38	08/26/24 15:01	7440-48-4	
Lead	ND	mg/L	0.0010	0.00016	1	08/23/24 12:38	08/26/24 15:01	7439-92-1	
Lithium	ND	mg/L	0.030	0.0016	1	08/23/24 12:38	08/26/24 15:01	7439-93-2	
Molybdenum	ND	mg/L	0.010	0.00062	1	08/23/24 12:38	08/26/24 15:01	7439-98-7	
Selenium	ND	mg/L	0.0050	0.00096	1	08/23/24 12:38	08/26/24 15:01	7782-49-2	
Thallium	ND	mg/L	0.0010	0.00038	1	08/23/24 12:38	08/26/24 15:01	7440-28-0	
7470 Mercury	Analytical Method: EPA 7470A Preparation Method: EPA 7470A Pace Analytical Services - Peachtree Corners, GA								
Mercury	ND	mg/L	0.00020	0.00013	1	09/10/24 09:00	09/10/24 13:12	7439-97-6	
2540C Total Dissolved Solids	Analytical Method: SM 2540C-2015 Pace Analytical Services - Asheville								
Total Dissolved Solids	ND	mg/L	25.0	25.0	1		08/21/24 09:06		
300.0 IC Anions 28 Days	Analytical Method: EPA 300.0 Rev 2.1 1993 Pace Analytical Services - Asheville								
Chloride	ND	mg/L	1.0	0.60	1		08/17/24 14:19	16887-00-6	
Fluoride	ND	mg/L	0.10	0.050	1		08/17/24 14:19	16984-48-8	
Sulfate	ND	mg/L	1.0	0.50	1		08/17/24 14:19	14808-79-8	

REPORT OF LABORATORY ANALYSIS

This report shall not be reproduced, except in full,
without the written consent of Pace Analytical Services, LLC.

Pace Analytical Services, LLC
9800 Kincey Ave. Suite 100
Huntersville, NC 28078
(704)875-9092

ANALYTICAL RESULTS

Project: Plant Bowen AP-1
Pace Project No.: 92748202

Sample: BOW-AP1-EB-08 **Lab ID: 92748202007** Collected: 08/15/24 16:04 Received: 08/16/24 11:51 Matrix: Water

Parameters	Results	Units	Report Limit	MDL	DF	Prepared	Analyzed	CAS No.	Qual
6010D ATL ICP	Analytical Method: EPA 6010D Preparation Method: EPA 3010A Pace Analytical Services - Peachtree Corners, GA								
Calcium	ND	mg/L	1.0	0.12	1	08/22/24 13:55	08/23/24 01:38	7440-70-2	
6020 MET ICPMS	Analytical Method: EPA 6020B Preparation Method: EPA 3005A Pace Analytical Services - Peachtree Corners, GA								
Antimony	ND	mg/L	0.0030	0.00054	1	08/23/24 12:38	08/26/24 15:05	7440-36-0	
Arsenic	ND	mg/L	0.0050	0.00084	1	08/23/24 12:38	08/26/24 15:05	7440-38-2	
Barium	ND	mg/L	0.0050	0.00047	1	08/23/24 12:38	08/26/24 15:05	7440-39-3	
Beryllium	ND	mg/L	0.00050	0.000094	1	08/23/24 12:38	08/26/24 15:05	7440-41-7	
Boron	ND	mg/L	0.040	0.012	1	08/23/24 12:38	08/26/24 15:05	7440-42-8	
Cadmium	ND	mg/L	0.00050	0.00010	1	08/23/24 12:38	08/26/24 15:05	7440-43-9	
Chromium	ND	mg/L	0.0050	0.0019	1	08/23/24 12:38	08/26/24 15:05	7440-47-3	
Cobalt	ND	mg/L	0.0050	0.00032	1	08/23/24 12:38	08/26/24 15:05	7440-48-4	
Lead	ND	mg/L	0.0010	0.00016	1	08/23/24 12:38	08/26/24 15:05	7439-92-1	
Lithium	ND	mg/L	0.030	0.0016	1	08/23/24 12:38	08/26/24 15:05	7439-93-2	
Molybdenum	ND	mg/L	0.010	0.00062	1	08/23/24 12:38	08/26/24 15:05	7439-98-7	
Selenium	ND	mg/L	0.0050	0.00096	1	08/23/24 12:38	08/26/24 15:05	7782-49-2	
Thallium	ND	mg/L	0.0010	0.00038	1	08/23/24 12:38	08/26/24 15:05	7440-28-0	
7470 Mercury	Analytical Method: EPA 7470A Preparation Method: EPA 7470A Pace Analytical Services - Peachtree Corners, GA								
Mercury	ND	mg/L	0.00020	0.00013	1	09/10/24 09:00	09/10/24 13:15	7439-97-6	
2540C Total Dissolved Solids	Analytical Method: SM 2540C-2015 Pace Analytical Services - Asheville								
Total Dissolved Solids	ND	mg/L	25.0	25.0	1		08/21/24 09:07		
300.0 IC Anions 28 Days	Analytical Method: EPA 300.0 Rev 2.1 1993 Pace Analytical Services - Asheville								
Chloride	ND	mg/L	1.0	0.60	1		08/17/24 14:34	16887-00-6	
Fluoride	ND	mg/L	0.10	0.050	1		08/17/24 14:34	16984-48-8	
Sulfate	ND	mg/L	1.0	0.50	1		08/17/24 14:34	14808-79-8	

REPORT OF LABORATORY ANALYSIS

This report shall not be reproduced, except in full,
without the written consent of Pace Analytical Services, LLC.

Pace Analytical Services, LLC
9800 Kincey Ave. Suite 100
Huntersville, NC 28078
(704)875-9092

ANALYTICAL RESULTS

Project: Plant Bowen AP-1
Pace Project No.: 92748202

Sample: BOW-BGWC-7 **Lab ID: 92748202008** Collected: 08/16/24 10:56 Received: 08/20/24 10:08 Matrix: Water

Parameters	Results	Units	Report Limit	MDL	DF	Prepared	Analyzed	CAS No.	Qual
6010D ATL ICP	Analytical Method: EPA 6010D Preparation Method: EPA 3010A Pace Analytical Services - Peachtree Corners, GA								
Calcium	**120**	mg/L	1.0	0.12	1	08/24/24 09:57	08/25/24 19:25	7440-70-2	
6020 MET ICPMS	Analytical Method: EPA 6020B Preparation Method: EPA 3005A Pace Analytical Services - Peachtree Corners, GA								
Antimony	ND	mg/L	0.0030	0.00054	1	08/23/24 14:10	08/26/24 19:56	7440-36-0	
Arsenic	**0.0011J**	mg/L	0.0050	0.00084	1	08/23/24 14:10	08/26/24 19:56	7440-38-2	
Barium	**0.020**	mg/L	0.0050	0.00047	1	08/23/24 14:10	08/26/24 19:56	7440-39-3	
Beryllium	ND	mg/L	0.00050	0.000094	1	08/23/24 14:10	08/26/24 19:56	7440-41-7	
Boron	**0.77**	mg/L	0.040	0.012	1	08/23/24 14:10	08/26/24 19:56	7440-42-8	
Cadmium	ND	mg/L	0.00050	0.00010	1	08/23/24 14:10	08/26/24 19:56	7440-43-9	
Chromium	ND	mg/L	0.0050	0.0019	1	08/23/24 14:10	08/26/24 19:56	7440-47-3	
Cobalt	ND	mg/L	0.0050	0.00032	1	08/23/24 14:10	08/26/24 19:56	7440-48-4	
Lead	ND	mg/L	0.0010	0.00016	1	08/23/24 14:10	08/26/24 19:56	7439-92-1	
Lithium	**0.0057J**	mg/L	0.030	0.0016	1	08/23/24 14:10	08/26/24 19:56	7439-93-2	
Molybdenum	**0.010**	mg/L	0.010	0.00062	1	08/23/24 14:10	08/26/24 19:56	7439-98-7	
Selenium	ND	mg/L	0.0050	0.00096	1	08/23/24 14:10	08/26/24 19:56	7782-49-2	
Thallium	ND	mg/L	0.0010	0.00038	1	08/23/24 14:10	08/26/24 19:56	7440-28-0	
7470 Mercury	Analytical Method: EPA 7470A Preparation Method: EPA 7470A Pace Analytical Services - Peachtree Corners, GA								
Mercury	ND	mg/L	0.00020	0.00013	1	09/10/24 09:00	09/10/24 13:23	7439-97-6	
2540C Total Dissolved Solids	Analytical Method: SM 2540C-2015 Pace Analytical Services - Asheville								
Total Dissolved Solids	**578**	mg/L	50.0	50.0	1		08/23/24 11:14		
300.0 IC Anions 28 Days	Analytical Method: EPA 300.0 Rev 2.1 1993 Pace Analytical Services - Asheville								
Chloride	**6.7**	mg/L	1.0	0.60	1		08/21/24 05:41	16887-00-6	
Fluoride	**0.17**	mg/L	0.10	0.050	1		08/21/24 05:41	16984-48-8	
Sulfate	**165**	mg/L	4.0	2.0	4		08/21/24 12:05	14808-79-8	

REPORT OF LABORATORY ANALYSIS

This report shall not be reproduced, except in full,
without the written consent of Pace Analytical Services, LLC.

Pace Analytical Services, LLC
9800 Kincey Ave. Suite 100
Huntersville, NC 28078
(704)875-9092

ANALYTICAL RESULTS

Project: Plant Bowen AP-1
Pace Project No.: 92748202

Sample: BOW-BGWC-8 **Lab ID: 92748202009** Collected: 08/16/24 12:25 Received: 08/20/24 10:08 Matrix: Water

Parameters	Results	Units	Report Limit	MDL	DF	Prepared	Analyzed	CAS No.	Qual
6010D ATL ICP	Analytical Method: EPA 6010D Preparation Method: EPA 3010A Pace Analytical Services - Peachtree Corners, GA								
Calcium	**42.8**	mg/L	1.0	0.12	1	08/24/24 09:57	08/25/24 19:29	7440-70-2	
6020 MET ICPMS	Analytical Method: EPA 6020B Preparation Method: EPA 3005A Pace Analytical Services - Peachtree Corners, GA								
Antimony	ND	mg/L	0.0030	0.00054	1	08/23/24 14:10	08/26/24 19:59	7440-36-0	
Arsenic	ND	mg/L	0.0050	0.00084	1	08/23/24 14:10	08/26/24 19:59	7440-38-2	
Barium	**0.023**	mg/L	0.0050	0.00047	1	08/23/24 14:10	08/26/24 19:59	7440-39-3	
Beryllium	ND	mg/L	0.00050	0.000094	1	08/23/24 14:10	08/26/24 19:59	7440-41-7	
Boron	**0.023J**	mg/L	0.040	0.012	1	08/23/24 14:10	08/26/24 19:59	7440-42-8	
Cadmium	ND	mg/L	0.00050	0.00010	1	08/23/24 14:10	08/26/24 19:59	7440-43-9	
Chromium	ND	mg/L	0.0050	0.0019	1	08/23/24 14:10	08/26/24 19:59	7440-47-3	
Cobalt	ND	mg/L	0.0050	0.00032	1	08/23/24 14:10	08/26/24 19:59	7440-48-4	
Lead	ND	mg/L	0.0010	0.00016	1	08/23/24 14:10	08/26/24 19:59	7439-92-1	
Lithium	ND	mg/L	0.030	0.0016	1	08/23/24 14:10	08/26/24 19:59	7439-93-2	
Molybdenum	ND	mg/L	0.010	0.00062	1	08/23/24 14:10	08/26/24 19:59	7439-98-7	
Selenium	ND	mg/L	0.0050	0.00096	1	08/23/24 14:10	08/26/24 19:59	7782-49-2	
Thallium	ND	mg/L	0.0010	0.00038	1	08/23/24 14:10	08/26/24 19:59	7440-28-0	
7470 Mercury	Analytical Method: EPA 7470A Preparation Method: EPA 7470A Pace Analytical Services - Peachtree Corners, GA								
Mercury	ND	mg/L	0.00020	0.00013	1	09/10/24 09:00	09/10/24 13:26	7439-97-6	
2540C Total Dissolved Solids	Analytical Method: SM 2540C-2015 Pace Analytical Services - Asheville								
Total Dissolved Solids	**173**	mg/L	25.0	25.0	1		08/23/24 11:14		
300.0 IC Anions 28 Days	Analytical Method: EPA 300.0 Rev 2.1 1993 Pace Analytical Services - Asheville								
Chloride	**1.6**	mg/L	1.0	0.60	1		08/21/24 05:57	16887-00-6	
Fluoride	**0.066J**	mg/L	0.10	0.050	1		08/21/24 05:57	16984-48-8	
Sulfate	**15.1**	mg/L	1.0	0.50	1		08/21/24 05:57	14808-79-8	

REPORT OF LABORATORY ANALYSIS

This report shall not be reproduced, except in full,
without the written consent of Pace Analytical Services, LLC.

Pace Analytical Services, LLC
9800 Kincey Ave. Suite 100
Huntersville, NC 28078
(704)875-9092

ANALYTICAL RESULTS

Project: Plant Bowen AP-1
Pace Project No.: 92748202

Sample: BOW-BGWC-14A **Lab ID: 92748202010** Collected: 08/16/24 13:10 Received: 08/20/24 10:08 Matrix: Water

Parameters	Results	Units	Report Limit	MDL	DF	Prepared	Analyzed	CAS No.	Qual
6010D ATL ICP	Analytical Method: EPA 6010D Preparation Method: EPA 3010A Pace Analytical Services - Peachtree Corners, GA								
Calcium	**227**	mg/L	5.0	0.61	5	08/24/24 09:57	08/26/24 16:50	7440-70-2	
6020 MET ICPMS	Analytical Method: EPA 6020B Preparation Method: EPA 3005A Pace Analytical Services - Peachtree Corners, GA								
Antimony	ND	mg/L	0.0030	0.00054	1	08/23/24 14:10	08/26/24 20:03	7440-36-0	
Arsenic	**0.0021J**	mg/L	0.0050	0.00084	1	08/23/24 14:10	08/26/24 20:03	7440-38-2	
Barium	**0.034**	mg/L	0.0050	0.00047	1	08/23/24 14:10	08/26/24 20:03	7440-39-3	
Beryllium	ND	mg/L	0.00050	0.000094	1	08/23/24 14:10	08/26/24 20:03	7440-41-7	
Boron	**1.7**	mg/L	0.040	0.012	1	08/23/24 14:10	08/26/24 20:03	7440-42-8	
Cadmium	**0.00078**	mg/L	0.00050	0.00010	1	08/23/24 14:10	08/26/24 20:03	7440-43-9	
Chromium	ND	mg/L	0.0050	0.0019	1	08/23/24 14:10	08/26/24 20:03	7440-47-3	
Cobalt	**0.0016J**	mg/L	0.0050	0.00032	1	08/23/24 14:10	08/26/24 20:03	7440-48-4	
Lead	ND	mg/L	0.0010	0.00016	1	08/23/24 14:10	08/26/24 20:03	7439-92-1	
Lithium	**0.0019J**	mg/L	0.030	0.0016	1	08/23/24 14:10	08/26/24 20:03	7439-93-2	
Molybdenum	**0.0017J**	mg/L	0.010	0.00062	1	08/23/24 14:10	08/26/24 20:03	7439-98-7	
Selenium	ND	mg/L	0.0050	0.00096	1	08/23/24 14:10	08/26/24 20:03	7782-49-2	
Thallium	**0.00064J**	mg/L	0.0010	0.00038	1	08/23/24 14:10	08/26/24 20:03	7440-28-0	
7470 Mercury	Analytical Method: EPA 7470A Preparation Method: EPA 7470A Pace Analytical Services - Peachtree Corners, GA								
Mercury	ND	mg/L	0.00020	0.00013	1	09/10/24 09:00	09/10/24 13:28	7439-97-6	
2540C Total Dissolved Solids	Analytical Method: SM 2540C-2015 Pace Analytical Services - Asheville								
Total Dissolved Solids	**1070**	mg/L	50.0	50.0	1		08/23/24 11:14		
300.0 IC Anions 28 Days	Analytical Method: EPA 300.0 Rev 2.1 1993 Pace Analytical Services - Asheville								
Chloride	**19.7**	mg/L	1.0	0.60	1		08/21/24 06:13	16887-00-6	
Fluoride	**0.082J**	mg/L	0.10	0.050	1		08/21/24 06:13	16984-48-8	
Sulfate	**492**	mg/L	11.0	5.5	11		08/21/24 12:21	14808-79-8	

REPORT OF LABORATORY ANALYSIS

This report shall not be reproduced, except in full,
without the written consent of Pace Analytical Services, LLC.

Pace Analytical Services, LLC
9800 Kincey Ave. Suite 100
Huntersville, NC 28078
(704)875-9092

ANALYTICAL RESULTS

Project: Plant Bowen AP-1
Pace Project No.: 92748202

Sample: BOW-BGWC-50D **Lab ID: 92748202011** Collected: 08/16/24 11:07 Received: 08/20/24 10:08 Matrix: Water

Parameters	Results	Units	Report Limit	MDL	DF	Prepared	Analyzed	CAS No.	Qual
6010D ATL ICP	Analytical Method: EPA 6010D Preparation Method: EPA 3010A Pace Analytical Services - Peachtree Corners, GA								
Calcium	**66.4**	mg/L	1.0	0.12	1	08/24/24 09:57	08/25/24 19:37	7440-70-2	
6020 MET ICPMS	Analytical Method: EPA 6020B Preparation Method: EPA 3005A Pace Analytical Services - Peachtree Corners, GA								
Antimony	ND	mg/L	0.0030	0.00054	1	08/23/24 14:10	08/26/24 20:07	7440-36-0	
Arsenic	**0.0030J**	mg/L	0.0050	0.00084	1	08/23/24 14:10	08/26/24 20:07	7440-38-2	
Barium	**0.031**	mg/L	0.0050	0.00047	1	08/23/24 14:10	08/26/24 20:07	7440-39-3	
Beryllium	ND	mg/L	0.00050	0.000094	1	08/23/24 14:10	08/26/24 20:07	7440-41-7	
Boron	**0.025J**	mg/L	0.040	0.012	1	08/23/24 14:10	08/26/24 20:07	7440-42-8	
Cadmium	ND	mg/L	0.00050	0.00010	1	08/23/24 14:10	08/26/24 20:07	7440-43-9	
Chromium	ND	mg/L	0.0050	0.0019	1	08/23/24 14:10	08/26/24 20:07	7440-47-3	
Cobalt	**0.00069J**	mg/L	0.0050	0.00032	1	08/23/24 14:10	08/26/24 20:07	7440-48-4	
Lead	ND	mg/L	0.0010	0.00016	1	08/23/24 14:10	08/26/24 20:07	7439-92-1	
Lithium	ND	mg/L	0.030	0.0016	1	08/23/24 14:10	08/26/24 20:07	7439-93-2	
Molybdenum	**0.0018J**	mg/L	0.010	0.00062	1	08/23/24 14:10	08/26/24 20:07	7439-98-7	
Selenium	ND	mg/L	0.0050	0.00096	1	08/23/24 14:10	08/26/24 20:07	7782-49-2	
Thallium	ND	mg/L	0.0010	0.00038	1	08/23/24 14:10	08/26/24 20:07	7440-28-0	
7470 Mercury	Analytical Method: EPA 7470A Preparation Method: EPA 7470A Pace Analytical Services - Peachtree Corners, GA								
Mercury	ND	mg/L	0.00020	0.00013	1	09/10/24 09:00	09/10/24 13:31	7439-97-6	
2540C Total Dissolved Solids	Analytical Method: SM 2540C-2015 Pace Analytical Services - Asheville								
Total Dissolved Solids	**413**	mg/L	25.0	25.0	1		08/23/24 11:14		
300.0 IC Anions 28 Days	Analytical Method: EPA 300.0 Rev 2.1 1993 Pace Analytical Services - Asheville								
Chloride	**11.6**	mg/L	1.0	0.60	1		08/21/24 06:29	16887-00-6	
Fluoride	**0.085J**	mg/L	0.10	0.050	1		08/21/24 06:29	16984-48-8	
Sulfate	**97.0**	mg/L	1.0	0.50	1		08/21/24 06:29	14808-79-8	

REPORT OF LABORATORY ANALYSIS

This report shall not be reproduced, except in full,
without the written consent of Pace Analytical Services, LLC.

Pace Analytical Services, LLC
9800 Kincey Ave. Suite 100
Huntersville, NC 28078
(704)875-9092

ANALYTICAL RESULTS

Project: Plant Bowen AP-1
Pace Project No.: 92748202

Sample: BOW-BGWC-9 **Lab ID: 92748202012** Collected: 08/19/24 10:54 Received: 08/20/24 10:08 Matrix: Water

Parameters	Results	Units	Report Limit	MDL	DF	Prepared	Analyzed	CAS No.	Qual
6010D ATL ICP	Analytical Method: EPA 6010D Preparation Method: EPA 3010A Pace Analytical Services - Peachtree Corners, GA								
Calcium	**74.8**	mg/L	1.0	0.12	1	08/24/24 09:57	08/25/24 19:41	7440-70-2	
6020 MET ICPMS	Analytical Method: EPA 6020B Preparation Method: EPA 3005A Pace Analytical Services - Peachtree Corners, GA								
Antimony	ND	mg/L	0.0030	0.00054	1	08/23/24 14:10	08/26/24 20:10	7440-36-0	
Arsenic	**0.0024J**	mg/L	0.0050	0.00084	1	08/23/24 14:10	08/26/24 20:10	7440-38-2	
Barium	**0.028**	mg/L	0.0050	0.00047	1	08/23/24 14:10	08/26/24 20:10	7440-39-3	
Beryllium	ND	mg/L	0.00050	0.000094	1	08/23/24 14:10	08/26/24 20:10	7440-41-7	
Boron	**0.50**	mg/L	0.040	0.012	1	08/23/24 14:10	08/26/24 20:10	7440-42-8	
Cadmium	ND	mg/L	0.00050	0.00010	1	08/23/24 14:10	08/26/24 20:10	7440-43-9	
Chromium	ND	mg/L	0.0050	0.0019	1	08/23/24 14:10	08/26/24 20:10	7440-47-3	
Cobalt	ND	mg/L	0.0050	0.00032	1	08/23/24 14:10	08/26/24 20:10	7440-48-4	
Lead	ND	mg/L	0.0010	0.00016	1	08/23/24 14:10	08/26/24 20:10	7439-92-1	
Lithium	ND	mg/L	0.030	0.0016	1	08/23/24 14:10	08/26/24 20:10	7439-93-2	
Molybdenum	**0.0027J**	mg/L	0.010	0.00062	1	08/23/24 14:10	08/26/24 20:10	7439-98-7	
Selenium	**0.0012J**	mg/L	0.0050	0.00096	1	08/23/24 14:10	08/26/24 20:10	7782-49-2	
Thallium	ND	mg/L	0.0010	0.00038	1	08/23/24 14:10	08/26/24 20:10	7440-28-0	
7470 Mercury	Analytical Method: EPA 7470A Preparation Method: EPA 7470A Pace Analytical Services - Peachtree Corners, GA								
Mercury	ND	mg/L	0.00020	0.00013	1	09/10/24 09:00	09/10/24 13:33	7439-97-6	
2540C Total Dissolved Solids	Analytical Method: SM 2540C-2015 Pace Analytical Services - Peachtree Corners, GA								
Total Dissolved Solids	**463**	mg/L	25.0	25.0	1		08/26/24 13:06		
300.0 IC Anions 28 Days	Analytical Method: EPA 300.0 Rev 2.1 1993 Pace Analytical Services - Asheville								
Chloride	**11.7**	mg/L	1.0	0.60	1		08/21/24 06:44	16887-00-6	
Fluoride	**0.10**	mg/L	0.10	0.050	1		08/21/24 06:44	16984-48-8	
Sulfate	**87.0**	mg/L	2.0	1.0	2		08/21/24 12:36	14808-79-8	

REPORT OF LABORATORY ANALYSIS

This report shall not be reproduced, except in full,
without the written consent of Pace Analytical Services, LLC.

Pace Analytical Services, LLC
9800 Kincey Ave. Suite 100
Huntersville, NC 28078
(704)875-9092

ANALYTICAL RESULTS

Project: Plant Bowen AP-1
Pace Project No.: 92748202

Sample: BOW-BGWC-12 **Lab ID: 92748202013** Collected: 08/19/24 11:08 Received: 08/20/24 10:08 Matrix: Water

Parameters	Results	Units	Report Limit	MDL	DF	Prepared	Analyzed	CAS No.	Qual
6010D ATL ICP	Analytical Method: EPA 6010D Preparation Method: EPA 3010A Pace Analytical Services - Peachtree Corners, GA								
Calcium	**204**	mg/L	5.0	0.61	5	08/24/24 09:57	08/26/24 16:55	7440-70-2	
6020 MET ICPMS	Analytical Method: EPA 6020B Preparation Method: EPA 3005A Pace Analytical Services - Peachtree Corners, GA								
Antimony	ND	mg/L	0.0030	0.00054	1	08/23/24 14:10	08/26/24 20:14	7440-36-0	
Arsenic	**0.0028J**	mg/L	0.0050	0.00084	1	08/23/24 14:10	08/26/24 20:14	7440-38-2	
Barium	**0.045**	mg/L	0.0050	0.00047	1	08/23/24 14:10	08/26/24 20:14	7440-39-3	
Beryllium	ND	mg/L	0.00050	0.000094	1	08/23/24 14:10	08/26/24 20:14	7440-41-7	
Boron	**1.5**	mg/L	0.040	0.012	1	08/23/24 14:10	08/26/24 20:14	7440-42-8	
Cadmium	ND	mg/L	0.00050	0.00010	1	08/23/24 14:10	08/26/24 20:14	7440-43-9	
Chromium	ND	mg/L	0.0050	0.0019	1	08/23/24 14:10	08/26/24 20:14	7440-47-3	
Cobalt	ND	mg/L	0.0050	0.00032	1	08/23/24 14:10	08/26/24 20:14	7440-48-4	
Lead	ND	mg/L	0.0010	0.00016	1	08/23/24 14:10	08/26/24 20:14	7439-92-1	
Lithium	**0.0017J**	mg/L	0.030	0.0016	1	08/23/24 14:10	08/26/24 20:14	7439-93-2	
Molybdenum	ND	mg/L	0.010	0.00062	1	08/23/24 14:10	08/26/24 20:14	7439-98-7	
Selenium	ND	mg/L	0.0050	0.00096	1	08/23/24 14:10	08/26/24 20:14	7782-49-2	
Thallium	ND	mg/L	0.0010	0.00038	1	08/23/24 14:10	08/26/24 20:14	7440-28-0	
7470 Mercury	Analytical Method: EPA 7470A Preparation Method: EPA 7470A Pace Analytical Services - Peachtree Corners, GA								
Mercury	ND	mg/L	0.00020	0.00013	1	09/10/24 09:00	09/10/24 13:36	7439-97-6	
2540C Total Dissolved Solids	Analytical Method: SM 2540C-2015 Pace Analytical Services - Peachtree Corners, GA								
Total Dissolved Solids	**1090**	mg/L	25.0	25.0	1		08/26/24 13:07		
300.0 IC Anions 28 Days	Analytical Method: EPA 300.0 Rev 2.1 1993 Pace Analytical Services - Asheville								
Chloride	**14.3**	mg/L	1.0	0.60	1		08/21/24 07:00	16887-00-6	
Fluoride	**0.088J**	mg/L	0.10	0.050	1		08/21/24 07:00	16984-48-8	
Sulfate	**419**	mg/L	10.0	5.0	10		08/21/24 12:52	14808-79-8	

REPORT OF LABORATORY ANALYSIS

This report shall not be reproduced, except in full,
without the written consent of Pace Analytical Services, LLC.

Pace Analytical Services, LLC
9800 Kincey Ave. Suite 100
Huntersville, NC 28078
(704)875-9092

ANALYTICAL RESULTS

Project: Plant Bowen AP-1
Pace Project No.: 92748202

Sample: BOW-BGWC-16 **Lab ID: 92748202014** Collected: 08/19/24 10:53 Received: 08/20/24 10:08 Matrix: Water

Parameters	Results	Units	Report Limit	MDL	DF	Prepared	Analyzed	CAS No.	Qual
6010D ATL ICP	Analytical Method: EPA 6010D Preparation Method: EPA 3010A Pace Analytical Services - Peachtree Corners, GA								
Calcium	**233**	mg/L	5.0	0.61	5	08/24/24 09:57	08/26/24 17:00	7440-70-2	
6020 MET ICPMS	Analytical Method: EPA 6020B Preparation Method: EPA 3005A Pace Analytical Services - Peachtree Corners, GA								
Antimony	ND	mg/L	0.0030	0.00054	1	08/23/24 14:10	08/26/24 20:18	7440-36-0	
Arsenic	**0.0031J**	mg/L	0.0050	0.00084	1	08/23/24 14:10	08/26/24 20:18	7440-38-2	
Barium	**0.026**	mg/L	0.0050	0.00047	1	08/23/24 14:10	08/26/24 20:18	7440-39-3	
Beryllium	**0.00023J**	mg/L	0.00050	0.000094	1	08/23/24 14:10	08/26/24 20:18	7440-41-7	
Boron	**2.5**	mg/L	0.040	0.012	1	08/23/24 14:10	08/26/24 20:18	7440-42-8	
Cadmium	**0.0022**	mg/L	0.00050	0.00010	1	08/23/24 14:10	08/26/24 20:18	7440-43-9	
Chromium	ND	mg/L	0.0050	0.0019	1	08/23/24 14:10	08/26/24 20:18	7440-47-3	
Cobalt	**0.011**	mg/L	0.0050	0.00032	1	08/23/24 14:10	08/26/24 20:18	7440-48-4	
Lead	**0.00021J**	mg/L	0.0010	0.00016	1	08/23/24 14:10	08/26/24 20:18	7439-92-1	
Lithium	ND	mg/L	0.030	0.0016	1	08/23/24 14:10	08/26/24 20:18	7439-93-2	
Molybdenum	ND	mg/L	0.010	0.00062	1	08/23/24 14:10	08/26/24 20:18	7439-98-7	
Selenium	**0.0013J**	mg/L	0.0050	0.00096	1	08/23/24 14:10	08/26/24 20:18	7782-49-2	
Thallium	ND	mg/L	0.0010	0.00038	1	08/23/24 14:10	08/26/24 20:18	7440-28-0	
7470 Mercury	Analytical Method: EPA 7470A Preparation Method: EPA 7470A Pace Analytical Services - Peachtree Corners, GA								
Mercury	ND	mg/L	0.00020	0.00013	1	09/10/24 09:00	09/10/24 13:39	7439-97-6	
2540C Total Dissolved Solids	Analytical Method: SM 2540C-2015 Pace Analytical Services - Peachtree Corners, GA								
Total Dissolved Solids	**1110**	mg/L	25.0	25.0	1		08/26/24 13:07		
300.0 IC Anions 28 Days	Analytical Method: EPA 300.0 Rev 2.1 1993 Pace Analytical Services - Asheville								
Chloride	**16.3**	mg/L	1.0	0.60	1		08/21/24 07:16	16887-00-6	
Fluoride	**0.10**	mg/L	0.10	0.050	1		08/21/24 07:16	16984-48-8	
Sulfate	**519**	mg/L	12.0	6.0	12		08/21/24 13:07	14808-79-8	

REPORT OF LABORATORY ANALYSIS

This report shall not be reproduced, except in full,
without the written consent of Pace Analytical Services, LLC.

Pace Analytical Services, LLC
9800 Kincey Ave. Suite 100
Huntersville, NC 28078
(704)875-9092

ANALYTICAL RESULTS

Project: Plant Bowen AP-1
Pace Project No.: 92748202

Sample: BOW-BGWC-17 **Lab ID: 92748202015** Collected: 08/19/24 12:45 Received: 08/20/24 10:08 Matrix: Water

Parameters	Results	Units	Report Limit	MDL	DF	Prepared	Analyzed	CAS No.	Qual
6010D ATL ICP	Analytical Method: EPA 6010D Preparation Method: EPA 3010A Pace Analytical Services - Peachtree Corners, GA								
Calcium	**96.0**	mg/L	1.0	0.12	1	08/24/24 10:30	08/25/24 20:10	7440-70-2	M1
6020 MET ICPMS	Analytical Method: EPA 6020B Preparation Method: EPA 3005A Pace Analytical Services - Peachtree Corners, GA								
Antimony	ND	mg/L	0.0030	0.00054	1	08/23/24 14:10	08/26/24 20:21	7440-36-0	
Arsenic	**0.0013J**	mg/L	0.0050	0.00084	1	08/23/24 14:10	08/26/24 20:21	7440-38-2	
Barium	**0.014**	mg/L	0.0050	0.00047	1	08/23/24 14:10	08/26/24 20:21	7440-39-3	
Beryllium	ND	mg/L	0.00050	0.000094	1	08/23/24 14:10	08/26/24 20:21	7440-41-7	
Boron	**1.3**	mg/L	0.040	0.012	1	08/23/24 14:10	08/26/24 20:21	7440-42-8	
Cadmium	**0.00031J**	mg/L	0.00050	0.00010	1	08/23/24 14:10	08/26/24 20:21	7440-43-9	
Chromium	ND	mg/L	0.0050	0.0019	1	08/23/24 14:10	08/26/24 20:21	7440-47-3	
Cobalt	ND	mg/L	0.0050	0.00032	1	08/23/24 14:10	08/26/24 20:21	7440-48-4	
Lead	ND	mg/L	0.0010	0.00016	1	08/23/24 14:10	08/26/24 20:21	7439-92-1	
Lithium	ND	mg/L	0.030	0.0016	1	08/23/24 14:10	08/26/24 20:21	7439-93-2	
Molybdenum	ND	mg/L	0.010	0.00062	1	08/23/24 14:10	08/26/24 20:21	7439-98-7	
Selenium	ND	mg/L	0.0050	0.00096	1	08/23/24 14:10	08/26/24 20:21	7782-49-2	
Thallium	ND	mg/L	0.0010	0.00038	1	08/23/24 14:10	08/26/24 20:21	7440-28-0	
7470 Mercury	Analytical Method: EPA 7470A Preparation Method: EPA 7470A Pace Analytical Services - Peachtree Corners, GA								
Mercury	**0.00019J**	mg/L	0.00020	0.00013	1	09/10/24 09:00	09/10/24 13:41	7439-97-6	
2540C Total Dissolved Solids	Analytical Method: SM 2540C-2015 Pace Analytical Services - Peachtree Corners, GA								
Total Dissolved Solids	**524**	mg/L	25.0	25.0	1		08/26/24 13:07		
300.0 IC Anions 28 Days	Analytical Method: EPA 300.0 Rev 2.1 1993 Pace Analytical Services - Asheville								
Chloride	**41.7**	mg/L	1.0	0.60	1		08/21/24 07:32	16887-00-6	
Fluoride	**0.14**	mg/L	0.10	0.050	1		08/21/24 07:32	16984-48-8	
Sulfate	**138**	mg/L	3.0	1.5	3		08/21/24 13:23	14808-79-8	M1

REPORT OF LABORATORY ANALYSIS

This report shall not be reproduced, except in full,
without the written consent of Pace Analytical Services, LLC.

Pace Analytical Services, LLC
9800 Kincey Ave. Suite 100
Huntersville, NC 28078
(704)875-9092

ANALYTICAL RESULTS

Project: Plant Bowen AP-1
Pace Project No.: 92748202

Sample: BOW-BGWC-18 **Lab ID: 92748202016** Collected: 08/19/24 14:10 Received: 08/20/24 10:08 Matrix: Water

Parameters	Results	Units	Report Limit	MDL	DF	Prepared	Analyzed	CAS No.	Qual
6010D ATL ICP	Analytical Method: EPA 6010D Preparation Method: EPA 3010A Pace Analytical Services - Peachtree Corners, GA								
Calcium	**68.4**	mg/L	1.0	0.12	1	08/24/24 10:30	08/25/24 20:23	7440-70-2	
6020 MET ICPMS	Analytical Method: EPA 6020B Preparation Method: EPA 3005A Pace Analytical Services - Peachtree Corners, GA								
Antimony	ND	mg/L	0.0030	0.00054	1	08/23/24 14:10	08/26/24 20:33	7440-36-0	
Arsenic	**0.0012J**	mg/L	0.0050	0.00084	1	08/23/24 14:10	08/26/24 20:33	7440-38-2	
Barium	**0.032**	mg/L	0.0050	0.00047	1	08/23/24 14:10	08/26/24 20:33	7440-39-3	
Beryllium	ND	mg/L	0.00050	0.000094	1	08/23/24 14:10	08/26/24 20:33	7440-41-7	
Boron	**0.53**	mg/L	0.040	0.012	1	08/23/24 14:10	08/26/24 20:33	7440-42-8	
Cadmium	ND	mg/L	0.00050	0.00010	1	08/23/24 14:10	08/26/24 20:33	7440-43-9	
Chromium	ND	mg/L	0.0050	0.0019	1	08/23/24 14:10	08/26/24 20:33	7440-47-3	
Cobalt	ND	mg/L	0.0050	0.00032	1	08/23/24 14:10	08/26/24 20:33	7440-48-4	
Lead	ND	mg/L	0.0010	0.00016	1	08/23/24 14:10	08/26/24 20:33	7439-92-1	
Lithium	ND	mg/L	0.030	0.0016	1	08/23/24 14:10	08/26/24 20:33	7439-93-2	
Molybdenum	ND	mg/L	0.010	0.00062	1	08/23/24 14:10	08/26/24 20:33	7439-98-7	
Selenium	**0.0013J**	mg/L	0.0050	0.00096	1	08/23/24 14:10	08/26/24 20:33	7782-49-2	
Thallium	ND	mg/L	0.0010	0.00038	1	08/23/24 14:10	08/26/24 20:33	7440-28-0	
7470 Mercury	Analytical Method: EPA 7470A Preparation Method: EPA 7470A Pace Analytical Services - Peachtree Corners, GA								
Mercury	ND	mg/L	0.00020	0.00013	1	09/10/24 09:00	09/10/24 13:44	7439-97-6	
2540C Total Dissolved Solids	Analytical Method: SM 2540C-2015 Pace Analytical Services - Peachtree Corners, GA								
Total Dissolved Solids	**335**	mg/L	25.0	25.0	1		08/26/24 13:08		
300.0 IC Anions 28 Days	Analytical Method: EPA 300.0 Rev 2.1 1993 Pace Analytical Services - Asheville								
Chloride	**7.0**	mg/L	1.0	0.60	1		08/21/24 09:28	16887-00-6	
Fluoride	**0.081J**	mg/L	0.10	0.050	1		08/21/24 09:28	16984-48-8	
Sulfate	**63.0**	mg/L	1.0	0.50	1		08/21/24 09:28	14808-79-8	

REPORT OF LABORATORY ANALYSIS

This report shall not be reproduced, except in full,
without the written consent of Pace Analytical Services, LLC.

Pace Analytical Services, LLC
9800 Kincey Ave. Suite 100
Huntersville, NC 28078
(704)875-9092

ANALYTICAL RESULTS

Project: Plant Bowen AP-1
Pace Project No.: 92748202

Sample: BOW-BGWC-19 **Lab ID: 92748202017** Collected: 08/19/24 14:32 Received: 08/20/24 10:08 Matrix: Water

Parameters	Results	Units	Report Limit	MDL	DF	Prepared	Analyzed	CAS No.	Qual
6010D ATL ICP	Analytical Method: EPA 6010D Preparation Method: EPA 3010A Pace Analytical Services - Peachtree Corners, GA								
Calcium	**84.7**	mg/L	1.0	0.12	1	08/24/24 10:30	08/25/24 20:27	7440-70-2	
6020 MET ICPMS	Analytical Method: EPA 6020B Preparation Method: EPA 3005A Pace Analytical Services - Peachtree Corners, GA								
Antimony	ND	mg/L	0.0030	0.00054	1	08/23/24 14:10	08/26/24 20:36	7440-36-0	
Arsenic	**0.0016J**	mg/L	0.0050	0.00084	1	08/23/24 14:10	08/26/24 20:36	7440-38-2	
Barium	**0.039**	mg/L	0.0050	0.00047	1	08/23/24 14:10	08/26/24 20:36	7440-39-3	
Beryllium	ND	mg/L	0.00050	0.000094	1	08/23/24 14:10	08/26/24 20:36	7440-41-7	
Boron	**0.58**	mg/L	0.040	0.012	1	08/23/24 14:10	08/26/24 20:36	7440-42-8	
Cadmium	ND	mg/L	0.00050	0.00010	1	08/23/24 14:10	08/26/24 20:36	7440-43-9	
Chromium	ND	mg/L	0.0050	0.0019	1	08/23/24 14:10	08/26/24 20:36	7440-47-3	
Cobalt	**0.00052J**	mg/L	0.0050	0.00032	1	08/23/24 14:10	08/26/24 20:36	7440-48-4	
Lead	ND	mg/L	0.0010	0.00016	1	08/23/24 14:10	08/26/24 20:36	7439-92-1	
Lithium	ND	mg/L	0.030	0.0016	1	08/23/24 14:10	08/26/24 20:36	7439-93-2	
Molybdenum	ND	mg/L	0.010	0.00062	1	08/23/24 14:10	08/26/24 20:36	7439-98-7	
Selenium	ND	mg/L	0.0050	0.00096	1	08/23/24 14:10	08/26/24 20:36	7782-49-2	
Thallium	ND	mg/L	0.0010	0.00038	1	08/23/24 14:10	08/26/24 20:36	7440-28-0	
7470 Mercury	Analytical Method: EPA 7470A Preparation Method: EPA 7470A Pace Analytical Services - Peachtree Corners, GA								
Mercury	ND	mg/L	0.00020	0.00013	1	09/10/24 09:00	09/10/24 13:46	7439-97-6	
2540C Total Dissolved Solids	Analytical Method: SM 2540C-2015 Pace Analytical Services - Peachtree Corners, GA								
Total Dissolved Solids	**401**	mg/L	25.0	25.0	1		08/26/24 13:08		
300.0 IC Anions 28 Days	Analytical Method: EPA 300.0 Rev 2.1 1993 Pace Analytical Services - Asheville								
Chloride	ND	mg/L	1.0	0.60	1		08/21/24 09:43	16887-00-6	
Fluoride	ND	mg/L	0.10	0.050	1		08/21/24 09:43	16984-48-8	
Sulfate	ND	mg/L	1.0	0.50	1		08/21/24 09:43	14808-79-8	

REPORT OF LABORATORY ANALYSIS

This report shall not be reproduced, except in full,
without the written consent of Pace Analytical Services, LLC.

Pace Analytical Services, LLC
9800 Kincey Ave. Suite 100
Huntersville, NC 28078
(704)875-9092

ANALYTICAL RESULTS

Project: Plant Bowen AP-1
Pace Project No.: 92748202

Sample: BOW-BGWC-31 **Lab ID: 92748202018** Collected: 08/19/24 12:57 Received: 08/20/24 10:08 Matrix: Water

Parameters	Results	Units	Report Limit	MDL	DF	Prepared	Analyzed	CAS No.	Qual
6010D ATL ICP	Analytical Method: EPA 6010D Preparation Method: EPA 3010A Pace Analytical Services - Peachtree Corners, GA								
Calcium	**78.7**	mg/L	1.0	0.12	1	08/24/24 10:30	08/25/24 20:31	7440-70-2	
6020 MET ICPMS	Analytical Method: EPA 6020B Preparation Method: EPA 3005A Pace Analytical Services - Peachtree Corners, GA								
Antimony	ND	mg/L	0.0030	0.00054	1	08/23/24 14:10	08/26/24 20:40	7440-36-0	
Arsenic	**0.0041J**	mg/L	0.0050	0.00084	1	08/23/24 14:10	08/26/24 20:40	7440-38-2	
Barium	**0.035**	mg/L	0.0050	0.00047	1	08/23/24 14:10	08/26/24 20:40	7440-39-3	
Beryllium	ND	mg/L	0.00050	0.000094	1	08/23/24 14:10	08/26/24 20:40	7440-41-7	
Boron	**0.68**	mg/L	0.040	0.012	1	08/23/24 14:10	08/26/24 20:40	7440-42-8	
Cadmium	ND	mg/L	0.00050	0.00010	1	08/23/24 14:10	08/26/24 20:40	7440-43-9	
Chromium	ND	mg/L	0.0050	0.0019	1	08/23/24 14:10	08/26/24 20:40	7440-47-3	
Cobalt	ND	mg/L	0.0050	0.00032	1	08/23/24 14:10	08/26/24 20:40	7440-48-4	
Lead	**0.00019J**	mg/L	0.0010	0.00016	1	08/23/24 14:10	08/26/24 20:40	7439-92-1	
Lithium	ND	mg/L	0.030	0.0016	1	08/23/24 14:10	08/26/24 20:40	7439-93-2	
Molybdenum	ND	mg/L	0.010	0.00062	1	08/23/24 14:10	08/26/24 20:40	7439-98-7	
Selenium	ND	mg/L	0.0050	0.00096	1	08/23/24 14:10	08/26/24 20:40	7782-49-2	
Thallium	ND	mg/L	0.0010	0.00038	1	08/23/24 14:10	08/26/24 20:40	7440-28-0	
7470 Mercury	Analytical Method: EPA 7470A Preparation Method: EPA 7470A Pace Analytical Services - Peachtree Corners, GA								
Mercury	ND	mg/L	0.00020	0.00013	1	09/10/24 09:00	09/10/24 13:55	7439-97-6	
2540C Total Dissolved Solids	Analytical Method: SM 2540C-2015 Pace Analytical Services - Peachtree Corners, GA								
Total Dissolved Solids	**441**	mg/L	25.0	25.0	1		08/26/24 13:08		
300.0 IC Anions 28 Days	Analytical Method: EPA 300.0 Rev 2.1 1993 Pace Analytical Services - Asheville								
Chloride	**29.2**	mg/L	1.0	0.60	1		08/21/24 09:59	16887-00-6	
Fluoride	**0.051J**	mg/L	0.10	0.050	1		08/21/24 09:59	16984-48-8	
Sulfate	**111**	mg/L	3.0	1.5	3		08/21/24 14:10	14808-79-8	

REPORT OF LABORATORY ANALYSIS

This report shall not be reproduced, except in full,
without the written consent of Pace Analytical Services, LLC.

Pace Analytical Services, LLC
9800 Kincey Ave. Suite 100
Huntersville, NC 28078
(704)875-9092

ANALYTICAL RESULTS

Project: Plant Bowen AP-1
Pace Project No.: 92748202

Sample: BOW-AP1-FD-09 **Lab ID: 92748202019** Collected: 08/19/24 00:00 Received: 08/20/24 10:08 Matrix: Water

Parameters	Results	Units	Report Limit	MDL	DF	Prepared	Analyzed	CAS No.	Qual
6010D ATL ICP	Analytical Method: EPA 6010D Preparation Method: EPA 3010A Pace Analytical Services - Peachtree Corners, GA								
Calcium	**78.5**	mg/L	1.0	0.12	1	08/24/24 10:30	08/25/24 20:34	7440-70-2	
6020 MET ICPMS	Analytical Method: EPA 6020B Preparation Method: EPA 3005A Pace Analytical Services - Peachtree Corners, GA								
Antimony	ND	mg/L	0.0030	0.00054	1	08/23/24 14:10	08/26/24 20:47	7440-36-0	
Arsenic	**0.0028J**	mg/L	0.0050	0.00084	1	08/23/24 14:10	08/26/24 20:47	7440-38-2	
Barium	**0.027**	mg/L	0.0050	0.00047	1	08/23/24 14:10	08/26/24 20:47	7440-39-3	
Beryllium	ND	mg/L	0.00050	0.000094	1	08/23/24 14:10	08/26/24 20:47	7440-41-7	
Boron	**0.50**	mg/L	0.040	0.012	1	08/23/24 14:10	08/26/24 20:47	7440-42-8	
Cadmium	ND	mg/L	0.00050	0.00010	1	08/23/24 14:10	08/26/24 20:47	7440-43-9	
Chromium	ND	mg/L	0.0050	0.0019	1	08/23/24 14:10	08/26/24 20:47	7440-47-3	
Cobalt	ND	mg/L	0.0050	0.00032	1	08/23/24 14:10	08/26/24 20:47	7440-48-4	
Lead	ND	mg/L	0.0010	0.00016	1	08/23/24 14:10	08/26/24 20:47	7439-92-1	
Lithium	ND	mg/L	0.030	0.0016	1	08/23/24 14:10	08/26/24 20:47	7439-93-2	
Molybdenum	**0.0025J**	mg/L	0.010	0.00062	1	08/23/24 14:10	08/26/24 20:47	7439-98-7	
Selenium	**0.0013J**	mg/L	0.0050	0.00096	1	08/23/24 14:10	08/26/24 20:47	7782-49-2	
Thallium	ND	mg/L	0.0010	0.00038	1	08/23/24 14:10	08/26/24 20:47	7440-28-0	
7470 Mercury	Analytical Method: EPA 7470A Preparation Method: EPA 7470A Pace Analytical Services - Peachtree Corners, GA								
Mercury	ND	mg/L	0.00020	0.00013	1	09/10/24 09:00	09/10/24 13:58	7439-97-6	
2540C Total Dissolved Solids	Analytical Method: SM 2540C-2015 Pace Analytical Services - Peachtree Corners, GA								
Total Dissolved Solids	**406**	mg/L	25.0	25.0	1		08/26/24 13:08		
300.0 IC Anions 28 Days	Analytical Method: EPA 300.0 Rev 2.1 1993 Pace Analytical Services - Asheville								
Chloride	**11.8**	mg/L	1.0	0.60	1		08/21/24 10:15	16887-00-6	
Fluoride	**0.10**	mg/L	0.10	0.050	1		08/21/24 10:15	16984-48-8	
Sulfate	**87.3**	mg/L	2.0	1.0	2		08/21/24 14:25	14808-79-8	

REPORT OF LABORATORY ANALYSIS

This report shall not be reproduced, except in full,
without the written consent of Pace Analytical Services, LLC.

Pace Analytical Services, LLC
9800 Kincey Ave. Suite 100
Huntersville, NC 28078
(704)875-9092

ANALYTICAL RESULTS

Project: Plant Bowen AP-1
Pace Project No.: 92748202

Sample: BOW-AP1-FB-09 **Lab ID: 92748202020** Collected: 08/19/24 15:31 Received: 08/20/24 10:08 Matrix: Water

Parameters	Results	Units	Report Limit	MDL	DF	Prepared	Analyzed	CAS No.	Qual
6010D ATL ICP	Analytical Method: EPA 6010D Preparation Method: EPA 3010A Pace Analytical Services - Peachtree Corners, GA								
Calcium	ND	mg/L	1.0	0.12	1	08/24/24 10:30	08/25/24 20:45	7440-70-2	
6020 MET ICPMS	Analytical Method: EPA 6020B Preparation Method: EPA 3005A Pace Analytical Services - Peachtree Corners, GA								
Antimony	ND	mg/L	0.0030	0.00054	1	08/23/24 14:28	08/26/24 17:10	7440-36-0	
Arsenic	ND	mg/L	0.0050	0.00084	1	08/23/24 14:28	08/26/24 17:10	7440-38-2	
Barium	ND	mg/L	0.0050	0.00047	1	08/23/24 14:28	08/26/24 17:10	7440-39-3	
Beryllium	ND	mg/L	0.00050	0.000094	1	08/23/24 14:28	08/26/24 17:10	7440-41-7	
Boron	ND	mg/L	0.040	0.012	1	08/23/24 14:28	08/26/24 17:10	7440-42-8	
Cadmium	ND	mg/L	0.00050	0.00010	1	08/23/24 14:28	08/26/24 17:10	7440-43-9	
Chromium	ND	mg/L	0.0050	0.0019	1	08/23/24 14:28	08/26/24 17:10	7440-47-3	
Cobalt	ND	mg/L	0.0050	0.00032	1	08/23/24 14:28	08/26/24 17:10	7440-48-4	
Lead	ND	mg/L	0.0010	0.00016	1	08/23/24 14:28	08/26/24 17:10	7439-92-1	
Lithium	ND	mg/L	0.030	0.0016	1	08/23/24 14:28	08/26/24 17:10	7439-93-2	
Molybdenum	ND	mg/L	0.010	0.00062	1	08/23/24 14:28	08/26/24 17:10	7439-98-7	
Selenium	ND	mg/L	0.0050	0.00096	1	08/23/24 14:28	08/26/24 17:10	7782-49-2	
Thallium	ND	mg/L	0.0010	0.00038	1	08/23/24 14:28	08/26/24 17:10	7440-28-0	
7470 Mercury	Analytical Method: EPA 7470A Preparation Method: EPA 7470A Pace Analytical Services - Peachtree Corners, GA								
Mercury	ND	mg/L	0.00020	0.00013	1	09/10/24 09:00	09/10/24 14:00	7439-97-6	
2540C Total Dissolved Solids	Analytical Method: SM 2540C-2015 Pace Analytical Services - Peachtree Corners, GA								
Total Dissolved Solids	ND	mg/L	25.0	25.0	1		08/26/24 13:09		
300.0 IC Anions 28 Days	Analytical Method: EPA 300.0 Rev 2.1 1993 Pace Analytical Services - Asheville								
Chloride	ND	mg/L	1.0	0.60	1		08/20/24 23:12	16887-00-6	
Fluoride	ND	mg/L	0.10	0.050	1		08/20/24 23:12	16984-48-8	
Sulfate	ND	mg/L	1.0	0.50	1		08/20/24 23:12	14808-79-8	

REPORT OF LABORATORY ANALYSIS

This report shall not be reproduced, except in full,
without the written consent of Pace Analytical Services, LLC.

Pace Analytical Services, LLC
9800 Kincey Ave. Suite 100
Huntersville, NC 28078
(704)875-9092

ANALYTICAL RESULTS

Project: Plant Bowen AP-1
Pace Project No.: 92748202

Sample: BOW-AP1-EB-09 **Lab ID: 92748202021** Collected: 08/19/24 15:38 Received: 08/20/24 10:08 Matrix: Water

Parameters	Results	Units	Report Limit	MDL	DF	Prepared	Analyzed	CAS No.	Qual
6010D ATL ICP	Analytical Method: EPA 6010D Preparation Method: EPA 3010A Pace Analytical Services - Peachtree Corners, GA								
Calcium	ND	mg/L	1.0	0.12	1	08/24/24 10:30	08/25/24 20:49	7440-70-2	
6020 MET ICPMS	Analytical Method: EPA 6020B Preparation Method: EPA 3005A Pace Analytical Services - Peachtree Corners, GA								
Antimony	ND	mg/L	0.0030	0.00054	1	08/23/24 14:28	08/26/24 17:13	7440-36-0	
Arsenic	ND	mg/L	0.0050	0.00084	1	08/23/24 14:28	08/26/24 17:13	7440-38-2	
Barium	ND	mg/L	0.0050	0.00047	1	08/23/24 14:28	08/26/24 17:13	7440-39-3	
Beryllium	ND	mg/L	0.00050	0.000094	1	08/23/24 14:28	08/26/24 17:13	7440-41-7	
Boron	ND	mg/L	0.040	0.012	1	08/23/24 14:28	08/26/24 17:13	7440-42-8	
Cadmium	ND	mg/L	0.00050	0.00010	1	08/23/24 14:28	08/26/24 17:13	7440-43-9	
Chromium	ND	mg/L	0.0050	0.0019	1	08/23/24 14:28	08/26/24 17:13	7440-47-3	
Cobalt	ND	mg/L	0.0050	0.00032	1	08/23/24 14:28	08/26/24 17:13	7440-48-4	
Lead	ND	mg/L	0.0010	0.00016	1	08/23/24 14:28	08/26/24 17:13	7439-92-1	
Lithium	ND	mg/L	0.030	0.0016	1	08/23/24 14:28	08/26/24 17:13	7439-93-2	
Molybdenum	ND	mg/L	0.010	0.00062	1	08/23/24 14:28	08/26/24 17:13	7439-98-7	
Selenium	ND	mg/L	0.0050	0.00096	1	08/23/24 14:28	08/26/24 17:13	7782-49-2	
Thallium	ND	mg/L	0.0010	0.00038	1	08/23/24 14:28	08/26/24 17:13	7440-28-0	
7470 Mercury	Analytical Method: EPA 7470A Preparation Method: EPA 7470A Pace Analytical Services - Peachtree Corners, GA								
Mercury	ND	mg/L	0.00020	0.00013	1	09/10/24 12:15	09/10/24 15:33	7439-97-6	
2540C Total Dissolved Solids	Analytical Method: SM 2540C-2015 Pace Analytical Services - Peachtree Corners, GA								
Total Dissolved Solids	ND	mg/L	25.0	25.0	1		08/26/24 13:09		
300.0 IC Anions 28 Days	Analytical Method: EPA 300.0 Rev 2.1 1993 Pace Analytical Services - Asheville								
Chloride	ND	mg/L	1.0	0.60	1		08/20/24 23:28	16887-00-6	
Fluoride	ND	mg/L	0.10	0.050	1		08/20/24 23:28	16984-48-8	
Sulfate	ND	mg/L	1.0	0.50	1		08/20/24 23:28	14808-79-8	

REPORT OF LABORATORY ANALYSIS

This report shall not be reproduced, except in full,
without the written consent of Pace Analytical Services, LLC.

Pace Analytical Services, LLC
9800 Kincey Ave. Suite 100
Huntersville, NC 28078
(704)875-9092

ANALYTICAL RESULTS

Project: Plant Bowen AP-1
Pace Project No.: 92748202

Sample: BOW-BGWC-21 **Lab ID: 92748202022** Collected: 08/22/24 15:57 Received: 08/23/24 15:08 Matrix: Water

Parameters	Results	Units	Report Limit	MDL	DF	Prepared	Analyzed	CAS No.	Qual
6010D ATL ICP	Analytical Method: EPA 6010D Preparation Method: EPA 3010A Pace Analytical Services - Peachtree Corners, GA								
Calcium	**47.9**	mg/L	1.0	0.12	1	08/28/24 16:53	08/30/24 21:50	7440-70-2	
6020 MET ICPMS	Analytical Method: EPA 6020B Preparation Method: EPA 3005A Pace Analytical Services - Peachtree Corners, GA								
Antimony	ND	mg/L	0.0030	0.00054	1	08/28/24 14:31	09/05/24 18:35	7440-36-0	
Arsenic	ND	mg/L	0.0050	0.00084	1	08/28/24 14:31	09/05/24 18:35	7440-38-2	
Barium	**0.022**	mg/L	0.0050	0.00047	1	08/28/24 14:31	09/05/24 18:35	7440-39-3	
Beryllium	ND	mg/L	0.00050	0.000094	1	08/28/24 14:31	09/05/24 18:35	7440-41-7	
Boron	**0.028J**	mg/L	0.040	0.012	1	08/28/24 14:31	09/05/24 18:35	7440-42-8	
Cadmium	ND	mg/L	0.00050	0.00010	1	08/28/24 14:31	09/05/24 18:35	7440-43-9	
Chromium	ND	mg/L	0.0050	0.0019	1	08/28/24 14:31	09/05/24 18:35	7440-47-3	
Cobalt	**0.0096**	mg/L	0.0050	0.00032	1	08/28/24 14:31	09/05/24 18:35	7440-48-4	
Lead	ND	mg/L	0.0010	0.00016	1	08/28/24 14:31	09/05/24 18:35	7439-92-1	
Lithium	ND	mg/L	0.030	0.0016	1	08/28/24 14:31	09/05/24 18:35	7439-93-2	
Molybdenum	**0.0046J**	mg/L	0.010	0.00062	1	08/28/24 14:31	09/05/24 18:35	7439-98-7	
Selenium	ND	mg/L	0.0050	0.00096	1	08/28/24 14:31	09/05/24 18:35	7782-49-2	
Thallium	ND	mg/L	0.0010	0.00038	1	08/28/24 14:31	09/05/24 18:35	7440-28-0	
7470 Mercury	Analytical Method: EPA 7470A Preparation Method: EPA 7470A Pace Analytical Services - Peachtree Corners, GA								
Mercury	ND	mg/L	0.00020	0.00013	1	09/10/24 16:00	09/11/24 09:27	7439-97-6	
2540C Total Dissolved Solids	Analytical Method: SM 2540C-2015 Pace Analytical Services - Asheville								
Total Dissolved Solids	**249**	mg/L	25.0	25.0	1		08/28/24 10:17		
300.0 IC Anions 28 Days	Analytical Method: EPA 300.0 Rev 2.1 1993 Pace Analytical Services - Asheville								
Chloride	**5.2**	mg/L	1.0	0.60	1		08/27/24 07:45	16887-00-6	
Fluoride	ND	mg/L	0.10	0.050	1		08/27/24 07:45	16984-48-8	
Sulfate	**56.5**	mg/L	1.0	0.50	1		08/27/24 07:45	14808-79-8	M1

REPORT OF LABORATORY ANALYSIS

This report shall not be reproduced, except in full,
without the written consent of Pace Analytical Services, LLC.

Pace Analytical Services, LLC
9800 Kincey Ave. Suite 100
Huntersville, NC 28078
(704)875-9092

ANALYTICAL RESULTS

Project: Plant Bowen AP-1
Pace Project No.: 92748202

Sample: BOW-BGWC-23 **Lab ID: 92748202023** Collected: 08/22/24 15:21 Received: 08/23/24 15:08 Matrix: Water

Parameters	Results	Units	Report Limit	MDL	DF	Prepared	Analyzed	CAS No.	Qual
6010D ATL ICP	Analytical Method: EPA 6010D Preparation Method: EPA 3010A Pace Analytical Services - Peachtree Corners, GA								
Calcium	**391**	mg/L	5.0	0.61	5	08/28/24 16:53	09/03/24 11:32	7440-70-2	
6020 MET ICPMS	Analytical Method: EPA 6020B Preparation Method: EPA 3005A Pace Analytical Services - Peachtree Corners, GA								
Antimony	**0.0029J**	mg/L	0.0030	0.00054	1	08/28/24 14:31	09/05/24 18:50	7440-36-0	
Arsenic	**0.0046J**	mg/L	0.0050	0.00084	1	08/28/24 14:31	09/05/24 18:50	7440-38-2	
Barium	**0.063**	mg/L	0.0050	0.00047	1	08/28/24 14:31	09/05/24 18:50	7440-39-3	
Beryllium	ND	mg/L	0.00050	0.000094	1	08/28/24 14:31	09/05/24 18:50	7440-41-7	
Boron	**10.7**	mg/L	0.40	0.12	10	08/28/24 14:31	09/06/24 15:43	7440-42-8	
Cadmium	ND	mg/L	0.00050	0.00010	1	08/28/24 14:31	09/05/24 18:50	7440-43-9	
Chromium	ND	mg/L	0.0050	0.0019	1	08/28/24 14:31	09/05/24 18:50	7440-47-3	
Cobalt	**0.00035J**	mg/L	0.0050	0.00032	1	08/28/24 14:31	09/05/24 18:50	7440-48-4	
Lead	ND	mg/L	0.0010	0.00016	1	08/28/24 14:31	09/05/24 18:50	7439-92-1	
Lithium	**0.019J**	mg/L	0.030	0.0016	1	08/28/24 14:31	09/05/24 18:50	7439-93-2	
Molybdenum	**0.0063J**	mg/L	0.010	0.00062	1	08/28/24 14:31	09/05/24 18:50	7439-98-7	
Selenium	ND	mg/L	0.0050	0.00096	1	08/28/24 14:31	09/05/24 18:50	7782-49-2	
Thallium	**0.00057J**	mg/L	0.0010	0.00038	1	08/28/24 14:31	09/05/24 18:50	7440-28-0	
7470 Mercury	Analytical Method: EPA 7470A Preparation Method: EPA 7470A Pace Analytical Services - Peachtree Corners, GA								
Mercury	ND	mg/L	0.00020	0.00013	1	09/10/24 16:00	09/11/24 09:30	7439-97-6	
2540C Total Dissolved Solids	Analytical Method: SM 2540C-2015 Pace Analytical Services - Asheville								
Total Dissolved Solids	**2340**	mg/L	125	125	1		08/28/24 10:18		
300.0 IC Anions 28 Days	Analytical Method: EPA 300.0 Rev 2.1 1993 Pace Analytical Services - Asheville								
Chloride	**482**	mg/L	11.0	6.6	11		08/27/24 18:47	16887-00-6	
Fluoride	ND	mg/L	0.10	0.050	1		08/27/24 09:17	16984-48-8	
Sulfate	**426**	mg/L	11.0	5.5	11		08/27/24 18:47	14808-79-8	

REPORT OF LABORATORY ANALYSIS

This report shall not be reproduced, except in full,
without the written consent of Pace Analytical Services, LLC.

Pace Analytical Services, LLC
9800 Kincey Ave. Suite 100
Huntersville, NC 28078
(704)875-9092

ANALYTICAL RESULTS

Project: Plant Bowen AP-1
Pace Project No.: 92748202

Sample: BOW-BGWC-30 **Lab ID: 92748202024** Collected: 08/22/24 13:00 Received: 08/23/24 10:05 Matrix: Water

Parameters	Results	Units	Report Limit	MDL	DF	Prepared	Analyzed	CAS No.	Qual
6010D ATL ICP	Analytical Method: EPA 6010D Preparation Method: EPA 3010A Pace Analytical Services - Peachtree Corners, GA								
Calcium	**69.5**	mg/L	5.0	0.61	5	08/24/24 12:34	08/27/24 20:35	7440-70-2	
6020 MET ICPMS	Analytical Method: EPA 6020B Preparation Method: EPA 3005A Pace Analytical Services - Peachtree Corners, GA								
Antimony	**0.00085J**	mg/L	0.0030	0.00054	1	08/28/24 10:51	09/03/24 18:33	7440-36-0	
Arsenic	**0.0033J**	mg/L	0.0050	0.00084	1	08/28/24 10:51	09/03/24 18:33	7440-38-2	
Barium	**0.043**	mg/L	0.0050	0.00047	1	08/28/24 10:51	09/03/24 18:33	7440-39-3	
Beryllium	ND	mg/L	0.00050	0.000094	1	08/28/24 10:51	09/03/24 18:33	7440-41-7	
Boron	**1.4**	mg/L	0.040	0.012	1	08/28/24 10:51	09/03/24 18:33	7440-42-8	
Cadmium	ND	mg/L	0.00050	0.00010	1	08/28/24 10:51	09/03/24 18:33	7440-43-9	
Chromium	ND	mg/L	0.0050	0.0019	1	08/28/24 10:51	09/03/24 18:33	7440-47-3	
Cobalt	ND	mg/L	0.0050	0.00032	1	08/28/24 10:51	09/03/24 18:33	7440-48-4	
Lead	ND	mg/L	0.0010	0.00016	1	08/28/24 10:51	09/03/24 18:33	7439-92-1	
Lithium	ND	mg/L	0.030	0.0016	1	08/28/24 10:51	09/03/24 18:33	7439-93-2	
Molybdenum	**0.0038J**	mg/L	0.010	0.00062	1	08/28/24 10:51	09/03/24 18:33	7439-98-7	
Selenium	**0.0032J**	mg/L	0.0050	0.00096	1	08/28/24 10:51	09/03/24 18:33	7782-49-2	
Thallium	ND	mg/L	0.0010	0.00038	1	08/28/24 10:51	09/03/24 18:33	7440-28-0	
7470 Mercury	Analytical Method: EPA 7470A Preparation Method: EPA 7470A Pace Analytical Services - Peachtree Corners, GA								
Mercury	ND	mg/L	0.00020	0.00013	1	09/10/24 12:15	09/10/24 15:50	7439-97-6	
2540C Total Dissolved Solids	Analytical Method: SM 2540C-2015 Pace Analytical Services - Asheville								
Total Dissolved Solids	**344**	mg/L	25.0	25.0	1		08/28/24 10:18		5g
300.0 IC Anions 28 Days	Analytical Method: EPA 300.0 Rev 2.1 1993 Pace Analytical Services - Asheville								
Chloride	**72.4**	mg/L	1.0	0.60	1		08/26/24 02:26	16887-00-6	
Fluoride	**0.087J**	mg/L	0.10	0.050	1		08/26/24 02:26	16984-48-8	
Sulfate	**32.9**	mg/L	1.0	0.50	1		08/26/24 02:26	14808-79-8	

REPORT OF LABORATORY ANALYSIS

This report shall not be reproduced, except in full,
without the written consent of Pace Analytical Services, LLC.

Pace Analytical Services, LLC
9800 Kincey Ave. Suite 100
Huntersville, NC 28078
(704)875-9092

ANALYTICAL RESULTS

Project: Plant Bowen AP-1
Pace Project No.: 92748202

Sample: BOW-BGWC-35D **Lab ID: 92748202025** Collected: 08/22/24 12:08 Received: 08/23/24 10:05 Matrix: Water

Parameters	Results	Units	Report Limit	MDL	DF	Prepared	Analyzed	CAS No.	Qual
6010D ATL ICP	Analytical Method: EPA 6010D Preparation Method: EPA 3010A Pace Analytical Services - Peachtree Corners, GA								
Calcium	**589**	mg/L	10.0	1.2	10	08/24/24 12:34	08/26/24 16:19	7440-70-2	
6020 MET ICPMS	Analytical Method: EPA 6020B Preparation Method: EPA 3005A Pace Analytical Services - Peachtree Corners, GA								
Antimony	**0.0013J**	mg/L	0.0030	0.00054	1	08/28/24 10:51	09/03/24 18:47	7440-36-0	
Arsenic	**0.011**	mg/L	0.0050	0.00084	1	10/01/24 11:18	10/01/24 16:02	7440-38-2	
Barium	**0.053**	mg/L	0.0050	0.00047	1	08/28/24 10:51	09/03/24 18:47	7440-39-3	
Beryllium	ND	mg/L	0.00050	0.000094	1	08/28/24 10:51	09/03/24 18:47	7440-41-7	
Boron	**12.7**	mg/L	0.40	0.12	10	08/28/24 10:51	09/04/24 15:24	7440-42-8	
Cadmium	ND	mg/L	0.00050	0.00010	1	08/28/24 10:51	09/03/24 18:47	7440-43-9	
Chromium	ND	mg/L	0.0050	0.0019	1	08/28/24 10:51	09/03/24 18:47	7440-47-3	
Cobalt	**0.0013J**	mg/L	0.0050	0.00032	1	08/28/24 10:51	09/03/24 18:47	7440-48-4	
Lead	ND	mg/L	0.0010	0.00016	1	08/28/24 10:51	09/03/24 18:47	7439-92-1	
Lithium	**0.022J**	mg/L	0.030	0.0016	1	08/28/24 10:51	09/03/24 18:47	7439-93-2	
Molybdenum	**0.033**	mg/L	0.010	0.00062	1	08/28/24 10:51	09/03/24 18:47	7439-98-7	
Selenium	ND	mg/L	0.0050	0.00096	1	08/28/24 10:51	09/03/24 18:47	7782-49-2	
Thallium	ND	mg/L	0.0010	0.00038	1	08/28/24 10:51	09/03/24 18:47	7440-28-0	
7470 Mercury	Analytical Method: EPA 7470A Preparation Method: EPA 7470A Pace Analytical Services - Peachtree Corners, GA								
Mercury	ND	mg/L	0.00020	0.00013	1	09/10/24 12:15	09/10/24 15:53	7439-97-6	
2540C Total Dissolved Solids	Analytical Method: SM 2540C-2015 Pace Analytical Services - Asheville								
Total Dissolved Solids	**3300**	mg/L	125	125	1		08/28/24 10:18		
300.0 IC Anions 28 Days	Analytical Method: EPA 300.0 Rev 2.1 1993 Pace Analytical Services - Asheville								
Chloride	**731**	mg/L	10.0	6.0	10		08/27/24 11:53	16887-00-6	
Fluoride	**0.15**	mg/L	0.10	0.050	1		08/26/24 02:40	16984-48-8	
Sulfate	**556**	mg/L	10.0	5.0	10		08/27/24 11:53	14808-79-8	

REPORT OF LABORATORY ANALYSIS

This report shall not be reproduced, except in full,
without the written consent of Pace Analytical Services, LLC.

Pace Analytical Services, LLC
9800 Kincey Ave. Suite 100
Huntersville, NC 28078
(704)875-9092

ANALYTICAL RESULTS

Project: Plant Bowen AP-1
Pace Project No.: 92748202

Sample: BOW-BGWC-37D **Lab ID: 92748202026** Collected: 08/22/24 13:39 Received: 08/23/24 10:05 Matrix: Water

Parameters	Results	Units	Report Limit	MDL	DF	Prepared	Analyzed	CAS No.	Qual
6010D ATL ICP	Analytical Method: EPA 6010D Preparation Method: EPA 3010A Pace Analytical Services - Peachtree Corners, GA								
Calcium	**109**	mg/L	5.0	0.61	5	08/24/24 12:34	08/27/24 20:39	7440-70-2	
6020 MET ICPMS	Analytical Method: EPA 6020B Preparation Method: EPA 3005A Pace Analytical Services - Peachtree Corners, GA								
Antimony	ND	mg/L	0.0030	0.00054	1	08/28/24 10:51	09/03/24 19:01	7440-36-0	
Arsenic	**0.0090**	mg/L	0.0050	0.00084	1	08/28/24 10:51	09/03/24 19:01	7440-38-2	
Barium	**0.076**	mg/L	0.0050	0.00047	1	08/28/24 10:51	09/03/24 19:01	7440-39-3	
Beryllium	ND	mg/L	0.00050	0.000094	1	08/28/24 10:51	09/03/24 19:01	7440-41-7	
Boron	**1.5**	mg/L	0.040	0.012	1	08/28/24 10:51	09/03/24 19:01	7440-42-8	
Cadmium	ND	mg/L	0.00050	0.00010	1	08/28/24 10:51	09/03/24 19:01	7440-43-9	
Chromium	ND	mg/L	0.0050	0.0019	1	08/28/24 10:51	09/03/24 19:01	7440-47-3	
Cobalt	ND	mg/L	0.0050	0.00032	1	08/28/24 10:51	09/03/24 19:01	7440-48-4	
Lead	ND	mg/L	0.0010	0.00016	1	08/28/24 10:51	09/03/24 19:01	7439-92-1	
Lithium	**0.0026J**	mg/L	0.030	0.0016	1	08/28/24 10:51	09/03/24 19:01	7439-93-2	
Molybdenum	**0.018**	mg/L	0.010	0.00062	1	08/28/24 10:51	09/03/24 19:01	7439-98-7	
Selenium	ND	mg/L	0.0050	0.00096	1	08/28/24 10:51	09/03/24 19:01	7782-49-2	
Thallium	ND	mg/L	0.0010	0.00038	1	08/28/24 10:51	09/03/24 19:01	7440-28-0	
7470 Mercury	Analytical Method: EPA 7470A Preparation Method: EPA 7470A Pace Analytical Services - Peachtree Corners, GA								
Mercury	ND	mg/L	0.00020	0.00013	1	09/10/24 12:15	09/10/24 15:56	7439-97-6	
2540C Total Dissolved Solids	Analytical Method: SM 2540C-2015 Pace Analytical Services - Asheville								
Total Dissolved Solids	**606**	mg/L	50.0	50.0	1		08/28/24 10:18		4g
300.0 IC Anions 28 Days	Analytical Method: EPA 300.0 Rev 2.1 1993 Pace Analytical Services - Asheville								
Chloride	**141**	mg/L	3.0	1.8	3		08/26/24 14:28	16887-00-6	
Fluoride	**0.16**	mg/L	0.10	0.050	1		08/26/24 02:54	16984-48-8	
Sulfate	**125**	mg/L	3.0	1.5	3		08/26/24 14:28	14808-79-8	

REPORT OF LABORATORY ANALYSIS

This report shall not be reproduced, except in full,
without the written consent of Pace Analytical Services, LLC.

Pace Analytical Services, LLC
9800 Kincey Ave. Suite 100
Huntersville, NC 28078
(704)875-9092

ANALYTICAL RESULTS

Project: Plant Bowen AP-1
Pace Project No.: 92748202

Sample: BOW-BGWC-38D **Lab ID: 92748202027** Collected: 08/22/24 10:32 Received: 08/23/24 10:05 Matrix: Water

Parameters	Results	Units	Report Limit	MDL	DF	Prepared	Analyzed	CAS No.	Qual
6010D ATL ICP	Analytical Method: EPA 6010D Preparation Method: EPA 3010A Pace Analytical Services - Peachtree Corners, GA								
Calcium	**240**	mg/L	5.0	0.61	5	08/24/24 12:34	08/26/24 16:24	7440-70-2	
6020 MET ICPMS	Analytical Method: EPA 6020B Preparation Method: EPA 3005A Pace Analytical Services - Peachtree Corners, GA								
Antimony	**0.0013J**	mg/L	0.0030	0.00054	1	08/28/24 10:51	09/03/24 19:05	7440-36-0	
Arsenic	**0.0056**	mg/L	0.0050	0.00084	1	08/28/24 10:51	09/03/24 19:05	7440-38-2	
Barium	**0.088**	mg/L	0.0050	0.00047	1	08/28/24 10:51	09/03/24 19:05	7440-39-3	
Beryllium	ND	mg/L	0.00050	0.000094	1	08/28/24 10:51	09/03/24 19:05	7440-41-7	
Boron	**9.3**	mg/L	0.40	0.12	10	08/28/24 10:51	09/04/24 15:28	7440-42-8	
Cadmium	**0.00016J**	mg/L	0.00050	0.00010	1	08/28/24 10:51	09/03/24 19:05	7440-43-9	
Chromium	ND	mg/L	0.0050	0.0019	1	08/28/24 10:51	09/03/24 19:05	7440-47-3	
Cobalt	**0.0010J**	mg/L	0.0050	0.00032	1	08/28/24 10:51	09/03/24 19:05	7440-48-4	
Lead	ND	mg/L	0.0010	0.00016	1	08/28/24 10:51	09/03/24 19:05	7439-92-1	
Lithium	**0.0060J**	mg/L	0.030	0.0016	1	08/28/24 10:51	09/03/24 19:05	7439-93-2	
Molybdenum	**0.097**	mg/L	0.010	0.00062	1	08/28/24 10:51	09/03/24 19:05	7439-98-7	
Selenium	**0.0044J**	mg/L	0.0050	0.00096	1	08/28/24 10:51	09/03/24 19:05	7782-49-2	
Thallium	**0.00093J**	mg/L	0.0010	0.00038	1	08/28/24 10:51	09/03/24 19:05	7440-28-0	
7470 Mercury	Analytical Method: EPA 7470A Preparation Method: EPA 7470A Pace Analytical Services - Peachtree Corners, GA								
Mercury	ND	mg/L	0.00020	0.00013	1	09/10/24 12:15	09/10/24 15:58	7439-97-6	
2540C Total Dissolved Solids	Analytical Method: SM 2540C-2015 Pace Analytical Services - Asheville								
Total Dissolved Solids	**1160**	mg/L	50.0	50.0	1		08/28/24 10:18		
300.0 IC Anions 28 Days	Analytical Method: EPA 300.0 Rev 2.1 1993 Pace Analytical Services - Asheville								
Chloride	**281**	mg/L	7.0	4.2	7		08/26/24 14:42	16887-00-6	
Fluoride	**0.58**	mg/L	0.10	0.050	1		08/26/24 03:57	16984-48-8	
Sulfate	**173**	mg/L	7.0	3.5	7		08/26/24 14:42	14808-79-8	

REPORT OF LABORATORY ANALYSIS

This report shall not be reproduced, except in full,
without the written consent of Pace Analytical Services, LLC.

Pace Analytical Services, LLC
9800 Kincey Ave. Suite 100
Huntersville, NC 28078
(704)875-9092

ANALYTICAL RESULTS

Project: Plant Bowen AP-1
Pace Project No.: 92748202

Sample: BOW-BGWC-39 **Lab ID: 92748202028** Collected: 08/22/24 10:23 Received: 08/23/24 10:05 Matrix: Water

Parameters	Results	Units	Report Limit	MDL	DF	Prepared	Analyzed	CAS No.	Qual
6010D ATL ICP	Analytical Method: EPA 6010D Preparation Method: EPA 3010A Pace Analytical Services - Peachtree Corners, GA								
Calcium	**526**	mg/L	10.0	1.2	10	08/24/24 12:34	08/26/24 16:29	7440-70-2	
6020 MET ICPMS	Analytical Method: EPA 6020B Preparation Method: EPA 3005A Pace Analytical Services - Peachtree Corners, GA								
Antimony	ND	mg/L	0.0030	0.00054	1	08/28/24 10:51	09/03/24 19:09	7440-36-0	
Arsenic	**0.0092**	mg/L	0.0050	0.00084	1	08/28/24 10:51	09/03/24 19:09	7440-38-2	
Barium	**0.074**	mg/L	0.0050	0.00047	1	08/28/24 10:51	09/03/24 19:09	7440-39-3	
Beryllium	ND	mg/L	0.00050	0.000094	1	08/28/24 10:51	09/03/24 19:09	7440-41-7	
Boron	**11.2**	mg/L	0.40	0.12	10	08/28/24 10:51	09/04/24 15:32	7440-42-8	
Cadmium	**0.00011J**	mg/L	0.00050	0.00010	1	08/28/24 10:51	09/03/24 19:09	7440-43-9	
Chromium	ND	mg/L	0.0050	0.0019	1	08/28/24 10:51	09/03/24 19:09	7440-47-3	
Cobalt	ND	mg/L	0.0050	0.00032	1	08/28/24 10:51	09/03/24 19:09	7440-48-4	
Lead	ND	mg/L	0.0010	0.00016	1	08/28/24 10:51	09/03/24 19:09	7439-92-1	
Lithium	**0.0062J**	mg/L	0.030	0.0016	1	08/28/24 10:51	09/03/24 19:09	7439-93-2	
Molybdenum	**0.0038J**	mg/L	0.010	0.00062	1	08/28/24 10:51	09/03/24 19:09	7439-98-7	
Selenium	ND	mg/L	0.0050	0.00096	1	08/28/24 10:51	09/03/24 19:09	7782-49-2	
Thallium	ND	mg/L	0.0010	0.00038	1	08/28/24 10:51	09/03/24 19:09	7440-28-0	
7470 Mercury	Analytical Method: EPA 7470A Preparation Method: EPA 7470A Pace Analytical Services - Peachtree Corners, GA								
Mercury	**0.00015J**	mg/L	0.00020	0.00013	1	09/10/24 12:15	09/10/24 16:06	7439-97-6	
2540C Total Dissolved Solids	Analytical Method: SM 2540C-2015 Pace Analytical Services - Asheville								
Total Dissolved Solids	**2580**	mg/L	125	125	1		08/28/24 10:19		
300.0 IC Anions 28 Days	Analytical Method: EPA 300.0 Rev 2.1 1993 Pace Analytical Services - Asheville								
Chloride	**569**	mg/L	10.0	6.0	10		08/27/24 12:14	16887-00-6	
Fluoride	**0.16**	mg/L	0.10	0.050	1		08/26/24 04:25	16984-48-8	
Sulfate	**398**	mg/L	10.0	5.0	10		08/27/24 12:14	14808-79-8	

REPORT OF LABORATORY ANALYSIS

This report shall not be reproduced, except in full,
without the written consent of Pace Analytical Services, LLC.

Pace Analytical Services, LLC
9800 Kincey Ave. Suite 100
Huntersville, NC 28078
(704)875-9092

ANALYTICAL RESULTS

Project: Plant Bowen AP-1
Pace Project No.: 92748202

Sample: BOW-PZ-7 **Lab ID: 92748202029** Collected: 08/22/24 12:47 Received: 08/23/24 10:05 Matrix: Water

Parameters	Results	Units	Report Limit	MDL	DF	Prepared	Analyzed	CAS No.	Qual
6010D ATL ICP	Analytical Method: EPA 6010D Preparation Method: EPA 3010A Pace Analytical Services - Peachtree Corners, GA								
Calcium	**205**	mg/L	5.0	0.61	5	08/24/24 12:34	08/26/24 16:34	7440-70-2	
6020 MET ICPMS	Analytical Method: EPA 6020B Preparation Method: EPA 3005A Pace Analytical Services - Peachtree Corners, GA								
Antimony	ND	mg/L	0.0030	0.00054	1	08/28/24 10:51	09/03/24 19:12	7440-36-0	
Arsenic	**0.0058**	mg/L	0.0050	0.00084	1	08/28/24 10:51	09/03/24 19:12	7440-38-2	
Barium	**0.033**	mg/L	0.0050	0.00047	1	08/28/24 10:51	09/03/24 19:12	7440-39-3	
Beryllium	ND	mg/L	0.00050	0.000094	1	08/28/24 10:51	09/03/24 19:12	7440-41-7	
Boron	**3.2**	mg/L	0.040	0.012	1	08/28/24 10:51	09/03/24 19:12	7440-42-8	
Cadmium	**0.00020J**	mg/L	0.00050	0.00010	1	08/28/24 10:51	09/03/24 19:12	7440-43-9	
Chromium	ND	mg/L	0.0050	0.0019	1	08/28/24 10:51	09/03/24 19:12	7440-47-3	
Cobalt	ND	mg/L	0.0050	0.00032	1	08/28/24 10:51	09/03/24 19:12	7440-48-4	
Lead	ND	mg/L	0.0010	0.00016	1	08/28/24 10:51	09/03/24 19:12	7439-92-1	
Lithium	ND	mg/L	0.030	0.0016	1	08/28/24 10:51	09/03/24 19:12	7439-93-2	
Molybdenum	ND	mg/L	0.010	0.00062	1	08/28/24 10:51	09/03/24 19:12	7439-98-7	
Selenium	ND	mg/L	0.0050	0.00096	1	08/28/24 10:51	09/03/24 19:12	7782-49-2	
Thallium	**0.00042J**	mg/L	0.0010	0.00038	1	08/28/24 10:51	09/03/24 19:12	7440-28-0	
7470 Mercury	Analytical Method: EPA 7470A Preparation Method: EPA 7470A Pace Analytical Services - Peachtree Corners, GA								
Mercury	**0.00090**	mg/L	0.00020	0.00013	1	09/10/24 12:15	09/10/24 16:09	7439-97-6	
2540C Total Dissolved Solids	Analytical Method: SM 2540C-2015 Pace Analytical Services - Asheville								
Total Dissolved Solids	**964**	mg/L	50.0	50.0	1		08/28/24 10:19		
300.0 IC Anions 28 Days	Analytical Method: EPA 300.0 Rev 2.1 1993 Pace Analytical Services - Asheville								
Chloride	**24.7**	mg/L	1.0	0.60	1		08/26/24 04:40	16887-00-6	
Fluoride	**0.071J**	mg/L	0.10	0.050	1		08/26/24 04:40	16984-48-8	
Sulfate	**414**	mg/L	9.0	4.5	9		08/26/24 15:53	14808-79-8	

REPORT OF LABORATORY ANALYSIS

This report shall not be reproduced, except in full,
without the written consent of Pace Analytical Services, LLC.

Pace Analytical Services, LLC
9800 Kincey Ave. Suite 100
Huntersville, NC 28078
(704)875-9092

ANALYTICAL RESULTS

Project: Plant Bowen AP-1
Pace Project No.: 92748202

Sample: BOW-AP1-FD-12 **Lab ID: 92748202030** Collected: 08/22/24 00:00 Received: 08/23/24 10:05 Matrix: Water

Parameters	Results	Units	Report Limit	MDL	DF	Prepared	Analyzed	CAS No.	Qual
6010D ATL ICP	Analytical Method: EPA 6010D Preparation Method: EPA 3010A Pace Analytical Services - Peachtree Corners, GA								
Calcium	**79.3**	mg/L	1.0	0.12	1	08/24/24 12:34	08/26/24 15:40	7440-70-2	
6020 MET ICPMS	Analytical Method: EPA 6020B Preparation Method: EPA 3005A Pace Analytical Services - Peachtree Corners, GA								
Antimony	**0.00082J**	mg/L	0.0030	0.00054	1	08/28/24 10:51	09/03/24 19:16	7440-36-0	
Arsenic	**0.0042J**	mg/L	0.0050	0.00084	1	08/28/24 10:51	09/03/24 19:16	7440-38-2	
Barium	**0.042**	mg/L	0.0050	0.00047	1	08/28/24 10:51	09/03/24 19:16	7440-39-3	
Beryllium	ND	mg/L	0.00050	0.000094	1	08/28/24 10:51	09/03/24 19:16	7440-41-7	
Boron	**1.4**	mg/L	0.040	0.012	1	08/28/24 10:51	09/03/24 19:16	7440-42-8	
Cadmium	ND	mg/L	0.00050	0.00010	1	08/28/24 10:51	09/03/24 19:16	7440-43-9	
Chromium	ND	mg/L	0.0050	0.0019	1	08/28/24 10:51	09/03/24 19:16	7440-47-3	
Cobalt	ND	mg/L	0.0050	0.00032	1	08/28/24 10:51	09/03/24 19:16	7440-48-4	
Lead	ND	mg/L	0.0010	0.00016	1	08/28/24 10:51	09/03/24 19:16	7439-92-1	
Lithium	ND	mg/L	0.030	0.0016	1	08/28/24 10:51	09/03/24 19:16	7439-93-2	
Molybdenum	**0.0037J**	mg/L	0.010	0.00062	1	08/28/24 10:51	09/03/24 19:16	7439-98-7	
Selenium	**0.0028J**	mg/L	0.0050	0.00096	1	08/28/24 10:51	09/03/24 19:16	7782-49-2	
Thallium	ND	mg/L	0.0010	0.00038	1	08/28/24 10:51	09/03/24 19:16	7440-28-0	
7470 Mercury	Analytical Method: EPA 7470A Preparation Method: EPA 7470A Pace Analytical Services - Peachtree Corners, GA								
Mercury	ND	mg/L	0.00020	0.00013	1	09/10/24 12:15	09/10/24 16:11	7439-97-6	
2540C Total Dissolved Solids	Analytical Method: SM 2540C-2015 Pace Analytical Services - Asheville								
Total Dissolved Solids	**374**	mg/L	25.0	25.0	1		08/28/24 10:19		
300.0 IC Anions 28 Days	Analytical Method: EPA 300.0 Rev 2.1 1993 Pace Analytical Services - Asheville								
Chloride	**72.9**	mg/L	1.0	0.60	1		08/26/24 04:54	16887-00-6	
Fluoride	**0.087J**	mg/L	0.10	0.050	1		08/26/24 04:54	16984-48-8	
Sulfate	**33.2**	mg/L	1.0	0.50	1		08/26/24 04:54	14808-79-8	

REPORT OF LABORATORY ANALYSIS

This report shall not be reproduced, except in full,
without the written consent of Pace Analytical Services, LLC.

Pace Analytical Services, LLC
9800 Kincey Ave. Suite 100
Huntersville, NC 28078
(704)875-9092

ANALYTICAL RESULTS

Project: Plant Bowen AP-1
Pace Project No.: 92748202

Sample: BOW-AP1-FB-12 **Lab ID: 92748202031** Collected: 08/22/24 16:43 Received: 08/23/24 10:05 Matrix: Water

Parameters	Results	Units	Report Limit	MDL	DF	Prepared	Analyzed	CAS No.	Qual
6010D ATL ICP	Analytical Method: EPA 6010D Preparation Method: EPA 3010A Pace Analytical Services - Peachtree Corners, GA								
Calcium	ND	mg/L	1.0	0.12	1	08/24/24 12:34	08/26/24 16:49	7440-70-2	
6020 MET ICPMS	Analytical Method: EPA 6020B Preparation Method: EPA 3005A Pace Analytical Services - Peachtree Corners, GA								
Antimony	ND	mg/L	0.0030	0.00054	1	08/28/24 10:51	09/03/24 19:20	7440-36-0	
Arsenic	**0.0041J**	mg/L	0.0050	0.00084	1	08/28/24 10:51	09/03/24 19:20	7440-38-2	
Barium	ND	mg/L	0.0050	0.00047	1	08/28/24 10:51	09/03/24 19:20	7440-39-3	
Beryllium	ND	mg/L	0.00050	0.000094	1	08/28/24 10:51	09/03/24 19:20	7440-41-7	
Boron	**0.033J**	mg/L	0.040	0.012	1	08/28/24 10:51	09/03/24 19:20	7440-42-8	
Cadmium	ND	mg/L	0.00050	0.00010	1	08/28/24 10:51	09/03/24 19:20	7440-43-9	
Chromium	ND	mg/L	0.0050	0.0019	1	08/28/24 10:51	09/03/24 19:20	7440-47-3	
Cobalt	ND	mg/L	0.0050	0.00032	1	08/28/24 10:51	09/03/24 19:20	7440-48-4	
Lead	ND	mg/L	0.0010	0.00016	1	08/28/24 10:51	09/03/24 19:20	7439-92-1	
Lithium	ND	mg/L	0.030	0.0016	1	08/28/24 10:51	09/03/24 19:20	7439-93-2	
Molybdenum	ND	mg/L	0.010	0.00062	1	08/28/24 10:51	09/03/24 19:20	7439-98-7	
Selenium	ND	mg/L	0.0050	0.00096	1	08/28/24 10:51	09/03/24 19:20	7782-49-2	
Thallium	ND	mg/L	0.0010	0.00038	1	08/28/24 10:51	09/03/24 19:20	7440-28-0	
7470 Mercury	Analytical Method: EPA 7470A Preparation Method: EPA 7470A Pace Analytical Services - Peachtree Corners, GA								
Mercury	ND	mg/L	0.00020	0.00013	1	09/10/24 12:15	09/10/24 16:14	7439-97-6	
2540C Total Dissolved Solids	Analytical Method: SM 2540C-2015 Pace Analytical Services - Asheville								
Total Dissolved Solids	ND	mg/L	25.0	25.0	1		08/28/24 10:19		
300.0 IC Anions 28 Days	Analytical Method: EPA 300.0 Rev 2.1 1993 Pace Analytical Services - Asheville								
Chloride	ND	mg/L	1.0	0.60	1		08/25/24 23:05	16887-00-6	
Fluoride	ND	mg/L	0.10	0.050	1		08/25/24 23:05	16984-48-8	
Sulfate	ND	mg/L	1.0	0.50	1		08/25/24 23:05	14808-79-8	

REPORT OF LABORATORY ANALYSIS

This report shall not be reproduced, except in full,
without the written consent of Pace Analytical Services, LLC.

Pace Analytical Services, LLC
9800 Kincey Ave. Suite 100
Huntersville, NC 28078
(704)875-9092

ANALYTICAL RESULTS

Project: Plant Bowen AP-1
Pace Project No.: 92748202

Sample: BOW-AP1-EB-12 **Lab ID: 92748202032** Collected: 08/22/24 16:34 Received: 08/23/24 10:05 Matrix: Water

Parameters	Results	Units	Report Limit	MDL	DF	Prepared	Analyzed	CAS No.	Qual
6010D ATL ICP	Analytical Method: EPA 6010D Preparation Method: EPA 3010A Pace Analytical Services - Peachtree Corners, GA								
Calcium	ND	mg/L	1.0	0.12	1	08/24/24 12:34	08/26/24 16:53	7440-70-2	
6020 MET ICPMS	Analytical Method: EPA 6020B Preparation Method: EPA 3005A Pace Analytical Services - Peachtree Corners, GA								
Antimony	ND	mg/L	0.0030	0.00054	1	08/28/24 10:51	09/03/24 19:23	7440-36-0	
Arsenic	ND	mg/L	0.0050	0.00084	1	08/28/24 10:51	09/04/24 15:21	7440-38-2	
Barium	ND	mg/L	0.0050	0.00047	1	08/28/24 10:51	09/03/24 19:23	7440-39-3	
Beryllium	ND	mg/L	0.00050	0.000094	1	08/28/24 10:51	09/03/24 19:23	7440-41-7	
Boron	**0.025J**	mg/L	0.040	0.012	1	08/28/24 10:51	09/03/24 19:23	7440-42-8	
Cadmium	ND	mg/L	0.00050	0.00010	1	08/28/24 10:51	09/03/24 19:23	7440-43-9	
Chromium	ND	mg/L	0.0050	0.0019	1	08/28/24 10:51	09/03/24 19:23	7440-47-3	
Cobalt	ND	mg/L	0.0050	0.00032	1	08/28/24 10:51	09/03/24 19:23	7440-48-4	
Lead	ND	mg/L	0.0010	0.00016	1	08/28/24 10:51	09/03/24 19:23	7439-92-1	
Lithium	ND	mg/L	0.030	0.0016	1	08/28/24 10:51	09/03/24 19:23	7439-93-2	
Molybdenum	ND	mg/L	0.010	0.00062	1	08/28/24 10:51	09/03/24 19:23	7439-98-7	
Selenium	ND	mg/L	0.0050	0.00096	1	08/28/24 10:51	09/03/24 19:23	7782-49-2	
Thallium	ND	mg/L	0.0010	0.00038	1	08/28/24 10:51	09/03/24 19:23	7440-28-0	
7470 Mercury	Analytical Method: EPA 7470A Preparation Method: EPA 7470A Pace Analytical Services - Peachtree Corners, GA								
Mercury	ND	mg/L	0.00020	0.00013	1	09/10/24 12:15	09/10/24 16:17	7439-97-6	
2540C Total Dissolved Solids	Analytical Method: SM 2540C-2015 Pace Analytical Services - Asheville								
Total Dissolved Solids	ND	mg/L	25.0	25.0	1		08/28/24 10:19		
300.0 IC Anions 28 Days	Analytical Method: EPA 300.0 Rev 2.1 1993 Pace Analytical Services - Asheville								
Chloride	ND	mg/L	1.0	0.60	1		08/25/24 23:48	16887-00-6	
Fluoride	ND	mg/L	0.10	0.050	1		08/25/24 23:48	16984-48-8	
Sulfate	ND	mg/L	1.0	0.50	1		08/25/24 23:48	14808-79-8	

REPORT OF LABORATORY ANALYSIS

This report shall not be reproduced, except in full,
without the written consent of Pace Analytical Services, LLC.

Pace Analytical Services, LLC
9800 Kincey Ave. Suite 100
Huntersville, NC 28078
(704)875-9092

ANALYTICAL RESULTS

Project: Plant Bowen AP-1
Pace Project No.: 92748202

Sample: BOW-BGWC-10 **Lab ID: 92748202033** Collected: 08/20/24 10:09 Received: 08/23/24 10:05 Matrix: Water

Parameters	Results	Units	Report Limit	MDL	DF	Prepared	Analyzed	CAS No.	Qual
6010D ATL ICP	Analytical Method: EPA 6010D Preparation Method: EPA 3010A Pace Analytical Services - Peachtree Corners, GA								
Calcium	**73.1**	mg/L	1.0	0.12	1	08/24/24 12:34	08/26/24 16:57	7440-70-2	
6020 MET ICPMS	Analytical Method: EPA 6020B Preparation Method: EPA 3005A Pace Analytical Services - Peachtree Corners, GA								
Antimony	ND	mg/L	0.0030	0.00054	1	08/28/24 10:51	09/03/24 19:27	7440-36-0	
Arsenic	**0.0071**	mg/L	0.0050	0.00084	1	08/28/24 10:51	09/03/24 19:27	7440-38-2	
Barium	**0.040**	mg/L	0.0050	0.00047	1	08/28/24 10:51	09/03/24 19:27	7440-39-3	
Beryllium	ND	mg/L	0.00050	0.000094	1	08/28/24 10:51	09/03/24 19:27	7440-41-7	
Boron	**0.50**	mg/L	0.040	0.012	1	08/28/24 10:51	09/03/24 19:27	7440-42-8	
Cadmium	ND	mg/L	0.00050	0.00010	1	08/28/24 10:51	09/03/24 19:27	7440-43-9	
Chromium	ND	mg/L	0.0050	0.0019	1	08/28/24 10:51	09/03/24 19:27	7440-47-3	
Cobalt	**0.00041J**	mg/L	0.0050	0.00032	1	08/28/24 10:51	09/03/24 19:27	7440-48-4	
Lead	ND	mg/L	0.0010	0.00016	1	08/28/24 10:51	09/03/24 19:27	7439-92-1	
Lithium	ND	mg/L	0.030	0.0016	1	08/28/24 10:51	09/03/24 19:27	7439-93-2	
Molybdenum	**0.0026J**	mg/L	0.010	0.00062	1	08/28/24 10:51	09/03/24 19:27	7439-98-7	
Selenium	ND	mg/L	0.0050	0.00096	1	08/28/24 10:51	09/03/24 19:27	7782-49-2	
Thallium	ND	mg/L	0.0010	0.00038	1	08/28/24 10:51	09/03/24 19:27	7440-28-0	
7470 Mercury	Analytical Method: EPA 7470A Preparation Method: EPA 7470A Pace Analytical Services - Peachtree Corners, GA								
Mercury	ND	mg/L	0.00020	0.00013	1	09/10/24 12:15	09/10/24 16:19	7439-97-6	
2540C Total Dissolved Solids	Analytical Method: SM 2540C-2015 Pace Analytical Services - Asheville								
Total Dissolved Solids	**409**	mg/L	25.0	25.0	1		08/26/24 11:09		
300.0 IC Anions 28 Days	Analytical Method: EPA 300.0 Rev 2.1 1993 Pace Analytical Services - Asheville								
Chloride	**29.8**	mg/L	1.0	0.60	1		08/26/24 05:08	16887-00-6	
Fluoride	**0.067J**	mg/L	0.10	0.050	1		08/26/24 05:08	16984-48-8	
Sulfate	**92.6**	mg/L	2.0	1.0	2		08/26/24 16:07	14808-79-8	

REPORT OF LABORATORY ANALYSIS

This report shall not be reproduced, except in full,
without the written consent of Pace Analytical Services, LLC.

Pace Analytical Services, LLC
9800 Kincey Ave. Suite 100
Huntersville, NC 28078
(704)875-9092

ANALYTICAL RESULTS

Project: Plant Bowen AP-1
Pace Project No.: 92748202

Sample: BOW-BGWC-20 **Lab ID: 92748202034** Collected: 08/20/24 11:18 Received: 08/23/24 10:05 Matrix: Water

Parameters	Results	Units	Report Limit	MDL	DF	Prepared	Analyzed	CAS No.	Qual
6010D ATL ICP	Analytical Method: EPA 6010D Preparation Method: EPA 3010A Pace Analytical Services - Peachtree Corners, GA								
Calcium	**345**	mg/L	5.0	0.61	5	08/24/24 12:34	08/26/24 17:14	7440-70-2	
6020 MET ICPMS	Analytical Method: EPA 6020B Preparation Method: EPA 3005A Pace Analytical Services - Peachtree Corners, GA								
Antimony	ND	mg/L	0.0030	0.00054	1	08/28/24 10:51	09/03/24 19:31	7440-36-0	
Arsenic	**0.0076**	mg/L	0.0050	0.00084	1	10/01/24 11:18	10/01/24 16:17	7440-38-2	
Barium	**0.032**	mg/L	0.0050	0.00047	1	08/28/24 10:51	09/03/24 19:31	7440-39-3	
Beryllium	ND	mg/L	0.00050	0.000094	1	08/28/24 10:51	09/03/24 19:31	7440-41-7	
Boron	**5.3**	mg/L	0.040	0.012	1	08/28/24 10:51	09/03/24 19:31	7440-42-8	
Cadmium	ND	mg/L	0.00050	0.00010	1	08/28/24 10:51	09/03/24 19:31	7440-43-9	
Chromium	ND	mg/L	0.0050	0.0019	1	08/28/24 10:51	09/03/24 19:31	7440-47-3	
Cobalt	ND	mg/L	0.0050	0.00032	1	08/28/24 10:51	09/03/24 19:31	7440-48-4	
Lead	ND	mg/L	0.0010	0.00016	1	08/28/24 10:51	09/03/24 19:31	7439-92-1	
Lithium	**0.099**	mg/L	0.030	0.0016	1	08/28/24 10:51	09/03/24 19:31	7439-93-2	
Molybdenum	**0.067**	mg/L	0.010	0.00062	1	08/28/24 10:51	09/03/24 19:31	7439-98-7	
Selenium	ND	mg/L	0.0050	0.00096	1	08/28/24 10:51	09/03/24 19:31	7782-49-2	
Thallium	ND	mg/L	0.0010	0.00038	1	08/28/24 10:51	09/03/24 19:31	7440-28-0	
7470 Mercury	Analytical Method: EPA 7470A Preparation Method: EPA 7470A Pace Analytical Services - Peachtree Corners, GA								
Mercury	ND	mg/L	0.00020	0.00013	1	09/10/24 12:15	09/10/24 16:22	7439-97-6	
2540C Total Dissolved Solids	Analytical Method: SM 2540C-2015 Pace Analytical Services - Asheville								
Total Dissolved Solids	**1620**	mg/L	50.0	50.0	1		08/26/24 11:10		
300.0 IC Anions 28 Days	Analytical Method: EPA 300.0 Rev 2.1 1993 Pace Analytical Services - Asheville								
Chloride	**135**	mg/L	14.0	8.4	14		08/26/24 16:22	16887-00-6	
Fluoride	**0.072J**	mg/L	0.10	0.050	1		08/26/24 05:23	16984-48-8	
Sulfate	**623**	mg/L	14.0	7.0	14		08/26/24 16:22	14808-79-8	

REPORT OF LABORATORY ANALYSIS

This report shall not be reproduced, except in full,
without the written consent of Pace Analytical Services, LLC.

Pace Analytical Services, LLC
9800 Kincey Ave. Suite 100
Huntersville, NC 28078
(704)875-9092

ANALYTICAL RESULTS

Project: Plant Bowen AP-1
Pace Project No.: 92748202

Sample: BOW-BGWC-25 **Lab ID: 92748202035** Collected: 08/20/24 14:46 Received: 08/23/24 10:05 Matrix: Water

Parameters	Results	Units	Report Limit	MDL	DF	Prepared	Analyzed	CAS No.	Qual
6010D ATL ICP	Analytical Method: EPA 6010D Preparation Method: EPA 3010A Pace Analytical Services - Peachtree Corners, GA								
Calcium	**72.0**	mg/L	1.0	0.12	1	08/24/24 12:34	08/26/24 17:05	7440-70-2	
6020 MET ICPMS	Analytical Method: EPA 6020B Preparation Method: EPA 3005A Pace Analytical Services - Peachtree Corners, GA								
Antimony	ND	mg/L	0.0030	0.00054	1	08/28/24 10:51	09/03/24 19:34	7440-36-0	
Arsenic	**0.0045J**	mg/L	0.0050	0.00084	1	08/28/24 10:51	09/03/24 19:34	7440-38-2	
Barium	**0.017**	mg/L	0.0050	0.00047	1	08/28/24 10:51	09/03/24 19:34	7440-39-3	
Beryllium	ND	mg/L	0.00050	0.000094	1	08/28/24 10:51	09/03/24 19:34	7440-41-7	
Boron	**0.27**	mg/L	0.040	0.012	1	08/28/24 10:51	09/03/24 19:34	7440-42-8	
Cadmium	ND	mg/L	0.00050	0.00010	1	08/28/24 10:51	09/03/24 19:34	7440-43-9	
Chromium	ND	mg/L	0.0050	0.0019	1	08/28/24 10:51	09/03/24 19:34	7440-47-3	
Cobalt	ND	mg/L	0.0050	0.00032	1	08/28/24 10:51	09/03/24 19:34	7440-48-4	
Lead	ND	mg/L	0.0010	0.00016	1	08/28/24 10:51	09/03/24 19:34	7439-92-1	
Lithium	ND	mg/L	0.030	0.0016	1	08/28/24 10:51	09/03/24 19:34	7439-93-2	
Molybdenum	ND	mg/L	0.010	0.00062	1	08/28/24 10:51	09/03/24 19:34	7439-98-7	
Selenium	ND	mg/L	0.0050	0.00096	1	08/28/24 10:51	09/03/24 19:34	7782-49-2	
Thallium	ND	mg/L	0.0010	0.00038	1	08/28/24 10:51	09/03/24 19:34	7440-28-0	
7470 Mercury	Analytical Method: EPA 7470A Preparation Method: EPA 7470A Pace Analytical Services - Peachtree Corners, GA								
Mercury	ND	mg/L	0.00020	0.00013	1	09/10/24 12:15	09/10/24 16:25	7439-97-6	
2540C Total Dissolved Solids	Analytical Method: SM 2540C-2015 Pace Analytical Services - Asheville								
Total Dissolved Solids	**332**	mg/L	25.0	25.0	1		08/26/24 11:10		
300.0 IC Anions 28 Days	Analytical Method: EPA 300.0 Rev 2.1 1993 Pace Analytical Services - Asheville								
Chloride	**34.0**	mg/L	1.0	0.60	1		08/26/24 05:37	16887-00-6	
Fluoride	**0.055J**	mg/L	0.10	0.050	1		08/26/24 05:37	16984-48-8	
Sulfate	**42.0**	mg/L	1.0	0.50	1		08/26/24 05:37	14808-79-8	

REPORT OF LABORATORY ANALYSIS

This report shall not be reproduced, except in full,
without the written consent of Pace Analytical Services, LLC.

Pace Analytical Services, LLC
9800 Kincey Ave. Suite 100
Huntersville, NC 28078
(704)875-9092

ANALYTICAL RESULTS

Project: Plant Bowen AP-1
Pace Project No.: 92748202

Sample: BOW-BGWC-34D **Lab ID: 92748202036** Collected: 08/20/24 13:56 Received: 08/23/24 10:05 Matrix: Water

Parameters	Results	Units	Report Limit	MDL	DF	Prepared	Analyzed	CAS No.	Qual
6010D ATL ICP	Analytical Method: EPA 6010D Preparation Method: EPA 3010A Pace Analytical Services - Peachtree Corners, GA								
Calcium	**142**	mg/L	1.0	0.12	1	08/24/24 12:34	08/26/24 17:09	7440-70-2	
6020 MET ICPMS	Analytical Method: EPA 6020B Preparation Method: EPA 3005A Pace Analytical Services - Peachtree Corners, GA								
Antimony	ND	mg/L	0.0030	0.00054	1	08/28/24 10:51	09/03/24 19:46	7440-36-0	
Arsenic	**0.015**	mg/L	0.0050	0.00084	1	08/28/24 10:51	09/03/24 19:46	7440-38-2	
Barium	**0.056**	mg/L	0.0050	0.00047	1	08/28/24 10:51	09/03/24 19:46	7440-39-3	
Beryllium	ND	mg/L	0.00050	0.000094	1	08/28/24 10:51	09/03/24 19:46	7440-41-7	
Boron	**0.50**	mg/L	0.040	0.012	1	08/28/24 10:51	09/03/24 19:46	7440-42-8	
Cadmium	ND	mg/L	0.00050	0.00010	1	08/28/24 10:51	09/03/24 19:46	7440-43-9	
Chromium	ND	mg/L	0.0050	0.0019	1	08/28/24 10:51	09/03/24 19:46	7440-47-3	
Cobalt	**0.0012J**	mg/L	0.0050	0.00032	1	08/28/24 10:51	09/03/24 19:46	7440-48-4	
Lead	ND	mg/L	0.0010	0.00016	1	08/28/24 10:51	09/03/24 19:46	7439-92-1	
Lithium	ND	mg/L	0.030	0.0016	1	08/28/24 10:51	09/03/24 19:46	7439-93-2	
Molybdenum	**0.0011J**	mg/L	0.010	0.00062	1	08/28/24 10:51	09/03/24 19:46	7439-98-7	
Selenium	ND	mg/L	0.0050	0.00096	1	08/28/24 10:51	09/03/24 19:46	7782-49-2	
Thallium	ND	mg/L	0.0010	0.00038	1	08/28/24 10:51	09/03/24 19:46	7440-28-0	
7470 Mercury	Analytical Method: EPA 7470A Preparation Method: EPA 7470A Pace Analytical Services - Peachtree Corners, GA								
Mercury	ND	mg/L	0.00020	0.00013	1	09/10/24 12:15	09/10/24 16:27	7439-97-6	
2540C Total Dissolved Solids	Analytical Method: SM 2540C-2015 Pace Analytical Services - Asheville								
Total Dissolved Solids	**588**	mg/L	25.0	25.0	1		08/26/24 11:10		2g
300.0 IC Anions 28 Days	Analytical Method: EPA 300.0 Rev 2.1 1993 Pace Analytical Services - Asheville								
Chloride	**49.8**	mg/L	1.0	0.60	1		08/26/24 05:51	16887-00-6	
Fluoride	**0.057J**	mg/L	0.10	0.050	1		08/26/24 05:51	16984-48-8	
Sulfate	**157**	mg/L	4.0	2.0	4		08/26/24 16:36	14808-79-8	

REPORT OF LABORATORY ANALYSIS

This report shall not be reproduced, except in full,
without the written consent of Pace Analytical Services, LLC.

Pace Analytical Services, LLC
9800 Kincey Ave. Suite 100
Huntersville, NC 28078
(704)875-9092

ANALYTICAL RESULTS

Project: Plant Bowen AP-1
Pace Project No.: 92748202

Sample: BOW-BGWC-36D **Lab ID: 92748202037** Collected: 08/20/24 11:56 Received: 08/23/24 10:05 Matrix: Water

Parameters	Results	Units	Report Limit	MDL	DF	Prepared	Analyzed	CAS No.	Qual
6010D ATL ICP	Analytical Method: EPA 6010D Preparation Method: EPA 3010A Pace Analytical Services - Peachtree Corners, GA								
Calcium	**158**	mg/L	5.0	0.61	5	08/24/24 12:34	08/26/24 20:03	7440-70-2	M1
6020 MET ICPMS	Analytical Method: EPA 6020B Preparation Method: EPA 3005A Pace Analytical Services - Peachtree Corners, GA								
Antimony	ND	mg/L	0.0030	0.00054	1	08/28/24 10:51	09/03/24 19:49	7440-36-0	
Arsenic	**0.0042J**	mg/L	0.0050	0.00084	1	08/28/24 10:51	09/03/24 19:49	7440-38-2	
Barium	**0.054**	mg/L	0.0050	0.00047	1	08/28/24 10:51	09/03/24 19:49	7440-39-3	
Beryllium	ND	mg/L	0.00050	0.000094	1	08/28/24 10:51	09/03/24 19:49	7440-41-7	
Boron	**4.0**	mg/L	0.040	0.012	1	08/28/24 10:51	09/03/24 19:49	7440-42-8	
Cadmium	ND	mg/L	0.00050	0.00010	1	08/28/24 10:51	09/03/24 19:49	7440-43-9	
Chromium	ND	mg/L	0.0050	0.0019	1	08/28/24 10:51	09/03/24 19:49	7440-47-3	
Cobalt	ND	mg/L	0.0050	0.00032	1	08/28/24 10:51	09/03/24 19:49	7440-48-4	
Lead	ND	mg/L	0.0010	0.00016	1	08/28/24 10:51	09/03/24 19:49	7439-92-1	
Lithium	ND	mg/L	0.030	0.0016	1	08/28/24 10:51	09/03/24 19:49	7439-93-2	
Molybdenum	**0.0087J**	mg/L	0.010	0.00062	1	08/28/24 10:51	09/03/24 19:49	7439-98-7	
Selenium	**0.012**	mg/L	0.0050	0.00096	1	08/28/24 10:51	09/03/24 19:49	7782-49-2	
Thallium	ND	mg/L	0.0010	0.00038	1	08/28/24 10:51	09/03/24 19:49	7440-28-0	
7470 Mercury	Analytical Method: EPA 7470A Preparation Method: EPA 7470A Pace Analytical Services - Peachtree Corners, GA								
Mercury	ND	mg/L	0.00020	0.00013	1	09/10/24 12:15	09/10/24 16:30	7439-97-6	
2540C Total Dissolved Solids	Analytical Method: SM 2540C-2015 Pace Analytical Services - Asheville								
Total Dissolved Solids	**752**	mg/L	50.0	50.0	1		08/26/24 11:10		3g
300.0 IC Anions 28 Days	Analytical Method: EPA 300.0 Rev 2.1 1993 Pace Analytical Services - Asheville								
Chloride	**208**	mg/L	5.0	3.0	5		08/26/24 16:50	16887-00-6	
Fluoride	**0.13**	mg/L	0.10	0.050	1		08/26/24 06:54	16984-48-8	
Sulfate	**106**	mg/L	5.0	2.5	5		08/26/24 16:50	14808-79-8	

REPORT OF LABORATORY ANALYSIS

This report shall not be reproduced, except in full,
without the written consent of Pace Analytical Services, LLC.

Pace Analytical Services, LLC
9800 Kincey Ave. Suite 100
Huntersville, NC 28078
(704)875-9092

ANALYTICAL RESULTS

Project: Plant Bowen AP-1
Pace Project No.: 92748202

Sample: BOW-BGWC-40 **Lab ID: 92748202038** Collected: 08/20/24 15:12 Received: 08/23/24 10:05 Matrix: Water

Parameters	Results	Units	Report Limit	MDL	DF	Prepared	Analyzed	CAS No.	Qual
6010D ATL ICP	Analytical Method: EPA 6010D Preparation Method: EPA 3010A Pace Analytical Services - Peachtree Corners, GA								
Calcium	**127**	mg/L	1.0	0.12	1	08/24/24 12:34	08/26/24 18:30	7440-70-2	
6020 MET ICPMS	Analytical Method: EPA 6020B Preparation Method: EPA 3005A Pace Analytical Services - Peachtree Corners, GA								
Antimony	ND	mg/L	0.0030	0.00054	1	08/28/24 10:51	09/03/24 19:53	7440-36-0	
Arsenic	**0.0038J**	mg/L	0.0050	0.00084	1	08/28/24 10:51	09/03/24 19:53	7440-38-2	
Barium	**0.034**	mg/L	0.0050	0.00047	1	08/28/24 10:51	09/03/24 19:53	7440-39-3	
Beryllium	ND	mg/L	0.00050	0.000094	1	08/28/24 10:51	09/03/24 19:53	7440-41-7	
Boron	**2.0**	mg/L	0.040	0.012	1	08/28/24 10:51	09/03/24 19:53	7440-42-8	
Cadmium	ND	mg/L	0.00050	0.00010	1	08/28/24 10:51	09/03/24 19:53	7440-43-9	
Chromium	ND	mg/L	0.0050	0.0019	1	08/28/24 10:51	09/03/24 19:53	7440-47-3	
Cobalt	**0.00033J**	mg/L	0.0050	0.00032	1	08/28/24 10:51	09/03/24 19:53	7440-48-4	
Lead	ND	mg/L	0.0010	0.00016	1	08/28/24 10:51	09/03/24 19:53	7439-92-1	
Lithium	ND	mg/L	0.030	0.0016	1	08/28/24 10:51	09/03/24 19:53	7439-93-2	
Molybdenum	ND	mg/L	0.010	0.00062	1	08/28/24 10:51	09/03/24 19:53	7439-98-7	
Selenium	**0.0066**	mg/L	0.0050	0.00096	1	08/28/24 10:51	09/03/24 19:53	7782-49-2	
Thallium	ND	mg/L	0.0010	0.00038	1	08/28/24 10:51	09/03/24 19:53	7440-28-0	
7470 Mercury	Analytical Method: EPA 7470A Preparation Method: EPA 7470A Pace Analytical Services - Peachtree Corners, GA								
Mercury	ND	mg/L	0.00020	0.00013	1	09/10/24 12:15	09/10/24 16:38	7439-97-6	
2540C Total Dissolved Solids	Analytical Method: SM 2540C-2015 Pace Analytical Services - Asheville								
Total Dissolved Solids	**528**	mg/L	25.0	25.0	1		08/26/24 11:10		1g
300.0 IC Anions 28 Days	Analytical Method: EPA 300.0 Rev 2.1 1993 Pace Analytical Services - Asheville								
Chloride	**80.3**	mg/L	1.0	0.60	1		08/26/24 07:08	16887-00-6	
Fluoride	**0.078J**	mg/L	0.10	0.050	1		08/26/24 07:08	16984-48-8	
Sulfate	**92.4**	mg/L	2.0	1.0	2		08/26/24 17:05	14808-79-8	

REPORT OF LABORATORY ANALYSIS

This report shall not be reproduced, except in full,
without the written consent of Pace Analytical Services, LLC.

Pace Analytical Services, LLC
9800 Kincey Ave. Suite 100
Huntersville, NC 28078
(704)875-9092

ANALYTICAL RESULTS

Project: Plant Bowen AP-1
Pace Project No.: 92748202

Sample: BOW-BGWC-42D **Lab ID: 92748202039** Collected: 08/20/24 14:39 Received: 08/23/24 10:05 Matrix: Water

Parameters	Results	Units	Report Limit	MDL	DF	Prepared	Analyzed	CAS No.	Qual
6010D ATL ICP	Analytical Method: EPA 6010D Preparation Method: EPA 3010A Pace Analytical Services - Peachtree Corners, GA								
Calcium	**95.7**	mg/L	1.0	0.12	1	08/24/24 12:34	08/26/24 18:34	7440-70-2	
6020 MET ICPMS	Analytical Method: EPA 6020B Preparation Method: EPA 3005A Pace Analytical Services - Peachtree Corners, GA								
Antimony	ND	mg/L	0.0030	0.00054	1	08/28/24 10:51	09/03/24 19:57	7440-36-0	
Arsenic	**0.0059**	mg/L	0.0050	0.00084	1	08/28/24 10:51	09/03/24 19:57	7440-38-2	
Barium	**0.053**	mg/L	0.0050	0.00047	1	08/28/24 10:51	09/03/24 19:57	7440-39-3	
Beryllium	ND	mg/L	0.00050	0.000094	1	08/28/24 10:51	09/03/24 19:57	7440-41-7	
Boron	**1.6**	mg/L	0.040	0.012	1	08/28/24 10:51	09/03/24 19:57	7440-42-8	
Cadmium	ND	mg/L	0.00050	0.00010	1	08/28/24 10:51	09/03/24 19:57	7440-43-9	
Chromium	ND	mg/L	0.0050	0.0019	1	08/28/24 10:51	09/03/24 19:57	7440-47-3	
Cobalt	ND	mg/L	0.0050	0.00032	1	08/28/24 10:51	09/03/24 19:57	7440-48-4	
Lead	ND	mg/L	0.0010	0.00016	1	08/28/24 10:51	09/03/24 19:57	7439-92-1	
Lithium	**0.0020J**	mg/L	0.030	0.0016	1	08/28/24 10:51	09/03/24 19:57	7439-93-2	
Molybdenum	**0.012**	mg/L	0.010	0.00062	1	08/28/24 10:51	09/03/24 19:57	7439-98-7	
Selenium	ND	mg/L	0.0050	0.00096	1	08/28/24 10:51	09/03/24 19:57	7782-49-2	
Thallium	ND	mg/L	0.0010	0.00038	1	08/28/24 10:51	09/03/24 19:57	7440-28-0	
7470 Mercury	Analytical Method: EPA 7470A Preparation Method: EPA 7470A Pace Analytical Services - Peachtree Corners, GA								
Mercury	ND	mg/L	0.00020	0.00013	1	09/10/24 12:15	09/10/24 16:40	7439-97-6	
2540C Total Dissolved Solids	Analytical Method: SM 2540C-2015 Pace Analytical Services - Asheville								
Total Dissolved Solids	**576**	mg/L	25.0	25.0	1		08/26/24 11:10		
300.0 IC Anions 28 Days	Analytical Method: EPA 300.0 Rev 2.1 1993 Pace Analytical Services - Asheville								
Chloride	**84.9**	mg/L	1.0	0.60	1		08/26/24 07:22	16887-00-6	
Fluoride	**0.54**	mg/L	0.10	0.050	1		08/26/24 07:22	16984-48-8	
Sulfate	**104**	mg/L	2.0	1.0	2		08/26/24 17:20	14808-79-8	

REPORT OF LABORATORY ANALYSIS

This report shall not be reproduced, except in full,
without the written consent of Pace Analytical Services, LLC.

Pace Analytical Services, LLC
9800 Kincey Ave. Suite 100
Huntersville, NC 28078
(704)875-9092

ANALYTICAL RESULTS

Project: Plant Bowen AP-1
Pace Project No.: 92748202

Sample: BOW-BGWC-51 **Lab ID: 92748202040** Collected: 08/20/24 11:22 Received: 08/23/24 10:05 Matrix: Water

Parameters	Results	Units	Report Limit	MDL	DF	Prepared	Analyzed	CAS No.	Qual
6010D ATL ICP	Analytical Method: EPA 6010D Preparation Method: EPA 3010A Pace Analytical Services - Peachtree Corners, GA								
Calcium	**84.2**	mg/L	1.0	0.12	1	08/24/24 12:34	08/26/24 18:37	7440-70-2	
6020 MET ICPMS	Analytical Method: EPA 6020B Preparation Method: EPA 3005A Pace Analytical Services - Peachtree Corners, GA								
Antimony	ND	mg/L	0.0030	0.00054	1	08/28/24 10:51	09/03/24 20:00	7440-36-0	
Arsenic	**0.0033J**	mg/L	0.0050	0.00084	1	08/28/24 10:51	09/03/24 20:00	7440-38-2	
Barium	**0.0057**	mg/L	0.0050	0.00047	1	08/28/24 10:51	09/03/24 20:00	7440-39-3	
Beryllium	ND	mg/L	0.00050	0.000094	1	08/28/24 10:51	09/03/24 20:00	7440-41-7	
Boron	**1.4**	mg/L	0.040	0.012	1	08/28/24 10:51	09/03/24 20:00	7440-42-8	
Cadmium	ND	mg/L	0.00050	0.00010	1	08/28/24 10:51	09/03/24 20:00	7440-43-9	
Chromium	ND	mg/L	0.0050	0.0019	1	08/28/24 10:51	09/03/24 20:00	7440-47-3	
Cobalt	ND	mg/L	0.0050	0.00032	1	08/28/24 10:51	09/03/24 20:00	7440-48-4	
Lead	ND	mg/L	0.0010	0.00016	1	08/28/24 10:51	09/03/24 20:00	7439-92-1	
Lithium	ND	mg/L	0.030	0.0016	1	08/28/24 10:51	09/03/24 20:00	7439-93-2	
Molybdenum	ND	mg/L	0.010	0.00062	1	08/28/24 10:51	09/03/24 20:00	7439-98-7	
Selenium	**0.0049J**	mg/L	0.0050	0.00096	1	08/28/24 10:51	09/03/24 20:00	7782-49-2	
Thallium	ND	mg/L	0.0010	0.00038	1	08/28/24 10:51	09/03/24 20:00	7440-28-0	
7470 Mercury	Analytical Method: EPA 7470A Preparation Method: EPA 7470A Pace Analytical Services - Peachtree Corners, GA								
Mercury	ND	mg/L	0.00020	0.00013	1	09/10/24 12:15	09/10/24 16:43	7439-97-6	
2540C Total Dissolved Solids	Analytical Method: SM 2540C-2015 Pace Analytical Services - Asheville								
Total Dissolved Solids	**367**	mg/L	25.0	25.0	1		08/26/24 11:10		
300.0 IC Anions 28 Days	Analytical Method: EPA 300.0 Rev 2.1 1993 Pace Analytical Services - Asheville								
Chloride	**41.9**	mg/L	1.0	0.60	1		08/26/24 07:37	16887-00-6	
Fluoride	**0.18**	mg/L	0.10	0.050	1		08/26/24 07:37	16984-48-8	
Sulfate	**58.9**	mg/L	1.0	0.50	1		08/26/24 07:37	14808-79-8	

REPORT OF LABORATORY ANALYSIS

This report shall not be reproduced, except in full,
without the written consent of Pace Analytical Services, LLC.

Pace Analytical Services, LLC
9800 Kincey Ave. Suite 100
Huntersville, NC 28078
(704)875-9092

ANALYTICAL RESULTS

Project: Plant Bowen AP-1
Pace Project No.: 92748202

Sample: BOW-BGWC-52 **Lab ID: 92748202041** Collected: 08/20/24 13:34 Received: 08/23/24 10:05 Matrix: Water

Parameters	Results	Units	Report Limit	MDL	DF	Prepared	Analyzed	CAS No.	Qual
6010D ATL ICP	Analytical Method: EPA 6010D Preparation Method: EPA 3010A Pace Analytical Services - Peachtree Corners, GA								
Calcium	**53.4**	mg/L	1.0	0.12	1	08/24/24 12:34	08/26/24 18:41	7440-70-2	
6020 MET ICPMS	Analytical Method: EPA 6020B Preparation Method: EPA 3005A Pace Analytical Services - Peachtree Corners, GA								
Antimony	ND	mg/L	0.0030	0.00054	1	08/28/24 11:41	09/03/24 15:53	7440-36-0	
Arsenic	ND	mg/L	0.0050	0.00084	1	08/28/24 11:41	09/03/24 15:53	7440-38-2	
Barium	**0.019**	mg/L	0.0050	0.00047	1	08/28/24 11:41	09/03/24 15:53	7440-39-3	
Beryllium	ND	mg/L	0.00050	0.000094	1	08/28/24 11:41	09/03/24 15:53	7440-41-7	
Boron	**0.45**	mg/L	0.040	0.012	1	08/28/24 11:41	09/03/24 15:53	7440-42-8	
Cadmium	ND	mg/L	0.00050	0.00010	1	08/28/24 11:41	09/03/24 15:53	7440-43-9	
Chromium	ND	mg/L	0.0050	0.0019	1	08/28/24 11:41	09/03/24 15:53	7440-47-3	
Cobalt	**0.00042J**	mg/L	0.0050	0.00032	1	08/28/24 11:41	09/03/24 15:53	7440-48-4	
Lead	ND	mg/L	0.0010	0.00016	1	08/28/24 11:41	09/03/24 15:53	7439-92-1	
Lithium	ND	mg/L	0.030	0.0016	1	08/28/24 11:41	09/03/24 15:53	7439-93-2	
Molybdenum	**0.0058J**	mg/L	0.010	0.00062	1	08/28/24 11:41	09/03/24 15:53	7439-98-7	
Selenium	**0.0022J**	mg/L	0.0050	0.00096	1	08/28/24 11:41	09/03/24 15:53	7782-49-2	
Thallium	**0.00039J**	mg/L	0.0010	0.00038	1	08/28/24 11:41	09/03/24 15:53	7440-28-0	
7470 Mercury	Analytical Method: EPA 7470A Preparation Method: EPA 7470A Pace Analytical Services - Peachtree Corners, GA								
Mercury	ND	mg/L	0.00020	0.00013	1	09/10/24 12:15	09/10/24 16:46	7439-97-6	
2540C Total Dissolved Solids	Analytical Method: SM 2540C-2015 Pace Analytical Services - Asheville								
Total Dissolved Solids	**227**	mg/L	25.0	25.0	1		08/26/24 11:10		
300.0 IC Anions 28 Days	Analytical Method: EPA 300.0 Rev 2.1 1993 Pace Analytical Services - Asheville								
Chloride	**15.4**	mg/L	1.0	0.60	1		08/26/24 07:51	16887-00-6	
Fluoride	**0.14**	mg/L	0.10	0.050	1		08/26/24 07:51	16984-48-8	
Sulfate	**45.6**	mg/L	1.0	0.50	1		08/26/24 07:51	14808-79-8	

REPORT OF LABORATORY ANALYSIS

This report shall not be reproduced, except in full,
without the written consent of Pace Analytical Services, LLC.

Pace Analytical Services, LLC
9800 Kincey Ave. Suite 100
Huntersville, NC 28078
(704)875-9092

ANALYTICAL RESULTS

Project: Plant Bowen AP-1
Pace Project No.: 92748202

Sample: BOW-AP1-FD-10 **Lab ID: 92748202042** Collected: 08/20/24 00:00 Received: 08/23/24 10:05 Matrix: Water

Parameters	Results	Units	Report Limit	MDL	DF	Prepared	Analyzed	CAS No.	Qual
6010D ATL ICP	Analytical Method: EPA 6010D Preparation Method: EPA 3010A Pace Analytical Services - Peachtree Corners, GA								
Calcium	**87.0**	mg/L	1.0	0.12	1	08/24/24 12:34	08/26/24 18:45	7440-70-2	
6020 MET ICPMS	Analytical Method: EPA 6020B Preparation Method: EPA 3005A Pace Analytical Services - Peachtree Corners, GA								
Antimony	**0.00070J**	mg/L	0.0030	0.00054	1	08/28/24 11:41	09/03/24 16:08	7440-36-0	
Arsenic	**0.0016J**	mg/L	0.0050	0.00084	1	08/28/24 11:41	09/03/24 16:08	7440-38-2	
Barium	**0.0053**	mg/L	0.0050	0.00047	1	08/28/24 11:41	09/03/24 16:08	7440-39-3	
Beryllium	ND	mg/L	0.00050	0.000094	1	08/28/24 11:41	09/03/24 16:08	7440-41-7	
Boron	**1.3**	mg/L	0.040	0.012	1	08/28/24 11:41	09/03/24 16:08	7440-42-8	
Cadmium	ND	mg/L	0.00050	0.00010	1	08/28/24 11:41	09/03/24 16:08	7440-43-9	
Chromium	ND	mg/L	0.0050	0.0019	1	08/28/24 11:41	09/03/24 16:08	7440-47-3	
Cobalt	ND	mg/L	0.0050	0.00032	1	08/28/24 11:41	09/03/24 16:08	7440-48-4	
Lead	ND	mg/L	0.0010	0.00016	1	08/28/24 11:41	09/03/24 16:08	7439-92-1	
Lithium	ND	mg/L	0.030	0.0016	1	08/28/24 11:41	09/03/24 16:08	7439-93-2	
Molybdenum	ND	mg/L	0.010	0.00062	1	08/28/24 11:41	09/03/24 16:08	7439-98-7	
Selenium	**0.0050J**	mg/L	0.0050	0.00096	1	08/28/24 11:41	09/03/24 16:08	7782-49-2	
Thallium	ND	mg/L	0.0010	0.00038	1	08/28/24 11:41	09/03/24 16:08	7440-28-0	
7470 Mercury	Analytical Method: EPA 7470A Preparation Method: EPA 7470A Pace Analytical Services - Peachtree Corners, GA								
Mercury	ND	mg/L	0.00020	0.00013	1	09/10/24 12:15	09/10/24 16:48	7439-97-6	
2540C Total Dissolved Solids	Analytical Method: SM 2540C-2015 Pace Analytical Services - Asheville								
Total Dissolved Solids	**362**	mg/L	25.0	25.0	1		08/26/24 11:10		
300.0 IC Anions 28 Days	Analytical Method: EPA 300.0 Rev 2.1 1993 Pace Analytical Services - Asheville								
Chloride	**41.8**	mg/L	1.0	0.60	1		08/26/24 08:34	16887-00-6	
Fluoride	**0.18**	mg/L	0.10	0.050	1		08/26/24 08:34	16984-48-8	
Sulfate	**58.7**	mg/L	1.0	0.50	1		08/26/24 08:34	14808-79-8	

REPORT OF LABORATORY ANALYSIS

This report shall not be reproduced, except in full,
without the written consent of Pace Analytical Services, LLC.

Pace Analytical Services, LLC
9800 Kincey Ave. Suite 100
Huntersville, NC 28078
(704)875-9092

ANALYTICAL RESULTS

Project: Plant Bowen AP-1
Pace Project No.: 92748202

Sample: BOW-AP1-FB-10 **Lab ID: 92748202043** Collected: 08/20/24 15:04 Received: 08/23/24 10:05 Matrix: Water

Parameters	Results	Units	Report Limit	MDL	DF	Prepared	Analyzed	CAS No.	Qual
6010D ATL ICP	Analytical Method: EPA 6010D Preparation Method: EPA 3010A Pace Analytical Services - Peachtree Corners, GA								
Calcium	ND	mg/L	1.0	0.12	1	08/24/24 12:34	08/26/24 18:49	7440-70-2	
6020 MET ICPMS	Analytical Method: EPA 6020B Preparation Method: EPA 3005A Pace Analytical Services - Peachtree Corners, GA								
Antimony	ND	mg/L	0.0030	0.00054	1	08/28/24 11:41	09/03/24 16:11	7440-36-0	
Arsenic	**0.00094J**	mg/L	0.0050	0.00084	1	08/28/24 11:41	09/03/24 16:11	7440-38-2	
Barium	ND	mg/L	0.0050	0.00047	1	08/28/24 11:41	09/03/24 16:11	7440-39-3	
Beryllium	ND	mg/L	0.00050	0.000094	1	08/28/24 11:41	09/03/24 16:11	7440-41-7	
Boron	ND	mg/L	0.040	0.012	1	08/28/24 11:41	09/03/24 16:11	7440-42-8	
Cadmium	ND	mg/L	0.00050	0.00010	1	08/28/24 11:41	09/03/24 16:11	7440-43-9	
Chromium	ND	mg/L	0.0050	0.0019	1	08/28/24 11:41	09/03/24 16:11	7440-47-3	
Cobalt	ND	mg/L	0.0050	0.00032	1	08/28/24 11:41	09/03/24 16:11	7440-48-4	
Lead	ND	mg/L	0.0010	0.00016	1	08/28/24 11:41	09/03/24 16:11	7439-92-1	
Lithium	ND	mg/L	0.030	0.0016	1	08/28/24 11:41	09/03/24 16:11	7439-93-2	
Molybdenum	ND	mg/L	0.010	0.00062	1	08/28/24 11:41	09/03/24 16:11	7439-98-7	
Selenium	ND	mg/L	0.0050	0.00096	1	08/28/24 11:41	09/03/24 16:11	7782-49-2	
Thallium	ND	mg/L	0.0010	0.00038	1	08/28/24 11:41	09/03/24 16:11	7440-28-0	
7470 Mercury	Analytical Method: EPA 7470A Preparation Method: EPA 7470A Pace Analytical Services - Peachtree Corners, GA								
Mercury	ND	mg/L	0.00020	0.00013	1	09/10/24 16:00	09/11/24 08:21	7439-97-6	
2540C Total Dissolved Solids	Analytical Method: SM 2540C-2015 Pace Analytical Services - Asheville								
Total Dissolved Solids	ND	mg/L	25.0	25.0	1		08/26/24 11:10		
300.0 IC Anions 28 Days	Analytical Method: EPA 300.0 Rev 2.1 1993 Pace Analytical Services - Asheville								
Chloride	ND	mg/L	1.0	0.60	1		08/26/24 00:02	16887-00-6	
Fluoride	ND	mg/L	0.10	0.050	1		08/26/24 00:02	16984-48-8	
Sulfate	ND	mg/L	1.0	0.50	1		08/26/24 00:02	14808-79-8	

REPORT OF LABORATORY ANALYSIS

This report shall not be reproduced, except in full,
without the written consent of Pace Analytical Services, LLC.

Pace Analytical Services, LLC
9800 Kincey Ave. Suite 100
Huntersville, NC 28078
(704)875-9092

ANALYTICAL RESULTS

Project: Plant Bowen AP-1
Pace Project No.: 92748202

Sample: BOW-AP1-EB-10 **Lab ID: 92748202044** Collected: 08/20/24 15:15 Received: 08/23/24 10:05 Matrix: Water

Parameters	Results	Units	Report Limit	MDL	DF	Prepared	Analyzed	CAS No.	Qual
6010D ATL ICP	Analytical Method: EPA 6010D Preparation Method: EPA 3010A Pace Analytical Services - Peachtree Corners, GA								
Calcium	ND	mg/L	1.0	0.12	1	08/24/24 12:34	08/26/24 18:53	7440-70-2	
6020 MET ICPMS	Analytical Method: EPA 6020B Preparation Method: EPA 3005A Pace Analytical Services - Peachtree Corners, GA								
Antimony	ND	mg/L	0.0030	0.00054	1	08/28/24 11:41	09/03/24 16:15	7440-36-0	
Arsenic	**0.00091J**	mg/L	0.0050	0.00084	1	08/28/24 11:41	09/03/24 16:15	7440-38-2	
Barium	ND	mg/L	0.0050	0.00047	1	08/28/24 11:41	09/03/24 16:15	7440-39-3	
Beryllium	ND	mg/L	0.00050	0.000094	1	08/28/24 11:41	09/03/24 16:15	7440-41-7	
Boron	ND	mg/L	0.040	0.012	1	08/28/24 11:41	09/03/24 16:15	7440-42-8	
Cadmium	ND	mg/L	0.00050	0.00010	1	08/28/24 11:41	09/03/24 16:15	7440-43-9	
Chromium	ND	mg/L	0.0050	0.0019	1	08/28/24 11:41	09/03/24 16:15	7440-47-3	
Cobalt	ND	mg/L	0.0050	0.00032	1	08/28/24 11:41	09/03/24 16:15	7440-48-4	
Lead	ND	mg/L	0.0010	0.00016	1	08/28/24 11:41	09/03/24 16:15	7439-92-1	
Lithium	ND	mg/L	0.030	0.0016	1	08/28/24 11:41	09/03/24 16:15	7439-93-2	
Molybdenum	ND	mg/L	0.010	0.00062	1	08/28/24 11:41	09/03/24 16:15	7439-98-7	
Selenium	ND	mg/L	0.0050	0.00096	1	08/28/24 11:41	09/03/24 16:15	7782-49-2	
Thallium	ND	mg/L	0.0010	0.00038	1	08/28/24 11:41	09/03/24 16:15	7440-28-0	
7470 Mercury	Analytical Method: EPA 7470A Preparation Method: EPA 7470A Pace Analytical Services - Peachtree Corners, GA								
Mercury	ND	mg/L	0.00020	0.00013	1	09/10/24 16:00	09/11/24 08:32	7439-97-6	
2540C Total Dissolved Solids	Analytical Method: SM 2540C-2015 Pace Analytical Services - Asheville								
Total Dissolved Solids	ND	mg/L	25.0	25.0	1		08/26/24 11:10		
300.0 IC Anions 28 Days	Analytical Method: EPA 300.0 Rev 2.1 1993 Pace Analytical Services - Asheville								
Chloride	ND	mg/L	1.0	0.60	1		08/26/24 00:17	16887-00-6	
Fluoride	ND	mg/L	0.10	0.050	1		08/26/24 00:17	16984-48-8	
Sulfate	ND	mg/L	1.0	0.50	1		08/26/24 00:17	14808-79-8	

REPORT OF LABORATORY ANALYSIS

This report shall not be reproduced, except in full,
without the written consent of Pace Analytical Services, LLC.

Pace Analytical Services, LLC
9800 Kincey Ave. Suite 100
Huntersville, NC 28078
(704)875-9092

ANALYTICAL RESULTS

Project: Plant Bowen AP-1
Pace Project No.: 92748202

Sample: BOW-BGWA-2 **Lab ID: 92748202045** Collected: 08/21/24 15:12 Received: 08/23/24 10:05 Matrix: Water

Parameters	Results	Units	Report Limit	MDL	DF	Prepared	Analyzed	CAS No.	Qual
6010D ATL ICP	Analytical Method: EPA 6010D Preparation Method: EPA 3010A Pace Analytical Services - Peachtree Corners, GA								
Calcium	**54.8**	mg/L	1.0	0.12	1	08/24/24 12:34	08/26/24 19:03	7440-70-2	
6020 MET ICPMS	Analytical Method: EPA 6020B Preparation Method: EPA 3005A Pace Analytical Services - Peachtree Corners, GA								
Antimony	ND	mg/L	0.0030	0.00054	1	08/28/24 11:41	09/03/24 16:19	7440-36-0	
Arsenic	**0.0019J**	mg/L	0.0050	0.00084	1	08/28/24 11:41	09/03/24 16:19	7440-38-2	
Barium	**0.10**	mg/L	0.0050	0.00047	1	08/28/24 11:41	09/03/24 16:19	7440-39-3	
Beryllium	ND	mg/L	0.00050	0.000094	1	08/28/24 11:41	09/03/24 16:19	7440-41-7	
Boron	**0.013J**	mg/L	0.040	0.012	1	08/28/24 11:41	09/03/24 16:19	7440-42-8	
Cadmium	ND	mg/L	0.00050	0.00010	1	08/28/24 11:41	09/03/24 16:19	7440-43-9	
Chromium	ND	mg/L	0.0050	0.0019	1	08/28/24 11:41	09/03/24 16:19	7440-47-3	
Cobalt	ND	mg/L	0.0050	0.00032	1	08/28/24 11:41	09/03/24 16:19	7440-48-4	
Lead	ND	mg/L	0.0010	0.00016	1	08/28/24 11:41	09/03/24 16:19	7439-92-1	
Lithium	ND	mg/L	0.030	0.0016	1	08/28/24 11:41	09/03/24 16:19	7439-93-2	
Molybdenum	ND	mg/L	0.010	0.00062	1	08/28/24 11:41	09/03/24 16:19	7439-98-7	
Selenium	ND	mg/L	0.0050	0.00096	1	08/28/24 11:41	09/03/24 16:19	7782-49-2	
Thallium	ND	mg/L	0.0010	0.00038	1	08/28/24 11:41	09/03/24 16:19	7440-28-0	
7470 Mercury	Analytical Method: EPA 7470A Preparation Method: EPA 7470A Pace Analytical Services - Peachtree Corners, GA								
Mercury	ND	mg/L	0.00020	0.00013	1	09/10/24 16:00	09/11/24 08:34	7439-97-6	
2540C Total Dissolved Solids	Analytical Method: SM 2540C-2015 Pace Analytical Services - Asheville								
Total Dissolved Solids	**219**	mg/L	25.0	25.0	1		08/28/24 10:11		
300.0 IC Anions 28 Days	Analytical Method: EPA 300.0 Rev 2.1 1993 Pace Analytical Services - Asheville								
Chloride	**3.4**	mg/L	1.0	0.60	1		08/26/24 08:48	16887-00-6	
Fluoride	**0.065J**	mg/L	0.10	0.050	1		08/26/24 08:48	16984-48-8	
Sulfate	**14.3**	mg/L	1.0	0.50	1		08/26/24 08:48	14808-79-8	

REPORT OF LABORATORY ANALYSIS

This report shall not be reproduced, except in full,
without the written consent of Pace Analytical Services, LLC.

Pace Analytical Services, LLC
9800 Kincey Ave. Suite 100
Huntersville, NC 28078
(704)875-9092

ANALYTICAL RESULTS

Project: Plant Bowen AP-1
Pace Project No.: 92748202

Sample: BOW-BGWA-29 **Lab ID: 92748202046** Collected: 08/21/24 11:12 Received: 08/23/24 10:05 Matrix: Water

Parameters	Results	Units	Report Limit	MDL	DF	Prepared	Analyzed	CAS No.	Qual
6010D ATL ICP	Analytical Method: EPA 6010D Preparation Method: EPA 3010A Pace Analytical Services - Peachtree Corners, GA								
Calcium	**23.1**	mg/L	1.0	0.12	1	08/24/24 12:34	08/26/24 19:07	7440-70-2	
6020 MET ICPMS	Analytical Method: EPA 6020B Preparation Method: EPA 3005A Pace Analytical Services - Peachtree Corners, GA								
Antimony	ND	mg/L	0.0030	0.00054	1	08/28/24 11:41	09/03/24 16:30	7440-36-0	
Arsenic	**0.0011J**	mg/L	0.0050	0.00084	1	08/28/24 11:41	09/03/24 16:30	7440-38-2	
Barium	**0.011**	mg/L	0.0050	0.00047	1	08/28/24 11:41	09/03/24 16:30	7440-39-3	
Beryllium	ND	mg/L	0.00050	0.000094	1	08/28/24 11:41	09/03/24 16:30	7440-41-7	
Boron	ND	mg/L	0.040	0.012	1	08/28/24 11:41	09/03/24 16:30	7440-42-8	
Cadmium	ND	mg/L	0.00050	0.00010	1	08/28/24 11:41	09/03/24 16:30	7440-43-9	
Chromium	ND	mg/L	0.0050	0.0019	1	08/28/24 11:41	09/03/24 16:30	7440-47-3	
Cobalt	ND	mg/L	0.0050	0.00032	1	08/28/24 11:41	09/03/24 16:30	7440-48-4	
Lead	ND	mg/L	0.0010	0.00016	1	08/28/24 11:41	09/03/24 16:30	7439-92-1	
Lithium	ND	mg/L	0.030	0.0016	1	08/28/24 11:41	09/03/24 16:30	7439-93-2	
Molybdenum	ND	mg/L	0.010	0.00062	1	08/28/24 11:41	09/03/24 16:30	7439-98-7	
Selenium	ND	mg/L	0.0050	0.00096	1	08/28/24 11:41	09/03/24 16:30	7782-49-2	
Thallium	ND	mg/L	0.0010	0.00038	1	08/28/24 11:41	09/03/24 16:30	7440-28-0	
7470 Mercury	Analytical Method: EPA 7470A Preparation Method: EPA 7470A Pace Analytical Services - Peachtree Corners, GA								
Mercury	ND	mg/L	0.00020	0.00013	1	09/10/24 16:00	09/11/24 08:37	7439-97-6	
2540C Total Dissolved Solids	Analytical Method: SM 2540C-2015 Pace Analytical Services - Asheville								
Total Dissolved Solids	**105**	mg/L	25.0	25.0	1		08/28/24 10:11		
300.0 IC Anions 28 Days	Analytical Method: EPA 300.0 Rev 2.1 1993 Pace Analytical Services - Asheville								
Chloride	**1.2**	mg/L	1.0	0.60	1		08/26/24 09:50	16887-00-6	
Fluoride	**0.061J**	mg/L	0.10	0.050	1		08/26/24 09:50	16984-48-8	
Sulfate	**3.3**	mg/L	1.0	0.50	1		08/26/24 09:50	14808-79-8	

REPORT OF LABORATORY ANALYSIS

This report shall not be reproduced, except in full,
without the written consent of Pace Analytical Services, LLC.

Pace Analytical Services, LLC
9800 Kincey Ave. Suite 100
Huntersville, NC 28078
(704)875-9092

ANALYTICAL RESULTS

Project: Plant Bowen AP-1
Pace Project No.: 92748202

Sample: BOW-BGWC-22 **Lab ID: 92748202047** Collected: 08/21/24 12:59 Received: 08/23/24 10:05 Matrix: Water

Parameters	Results	Units	Report Limit	MDL	DF	Prepared	Analyzed	CAS No.	Qual
6010D ATL ICP	Analytical Method: EPA 6010D Preparation Method: EPA 3010A Pace Analytical Services - Peachtree Corners, GA								
Calcium	**710**	mg/L	10.0	1.2	10	08/24/24 12:34	08/26/24 20:15	7440-70-2	
6020 MET ICPMS	Analytical Method: EPA 6020B Preparation Method: EPA 3005A Pace Analytical Services - Peachtree Corners, GA								
Antimony	ND	mg/L	0.0030	0.00054	1	08/28/24 11:41	09/03/24 16:34	7440-36-0	
Arsenic	**0.0090**	mg/L	0.0050	0.00084	1	08/28/24 11:41	09/03/24 16:34	7440-38-2	
Barium	**0.055**	mg/L	0.0050	0.00047	1	08/28/24 11:41	09/03/24 16:34	7440-39-3	
Beryllium	**0.00014J**	mg/L	0.00050	0.000094	1	08/28/24 11:41	09/03/24 16:34	7440-41-7	
Boron	**12.0**	mg/L	0.40	0.12	10	08/28/24 11:41	09/04/24 15:10	7440-42-8	
Cadmium	**0.00090**	mg/L	0.00050	0.00010	1	08/28/24 11:41	09/03/24 16:34	7440-43-9	
Chromium	ND	mg/L	0.0050	0.0019	1	08/28/24 11:41	09/03/24 16:34	7440-47-3	
Cobalt	**0.017**	mg/L	0.0050	0.00032	1	08/28/24 11:41	09/03/24 16:34	7440-48-4	
Lead	ND	mg/L	0.0010	0.00016	1	08/28/24 11:41	09/03/24 16:34	7439-92-1	
Lithium	**0.021J**	mg/L	0.030	0.0016	1	08/28/24 11:41	09/03/24 16:34	7439-93-2	
Molybdenum	**0.029**	mg/L	0.010	0.00062	1	08/28/24 11:41	09/03/24 16:34	7439-98-7	
Selenium	ND	mg/L	0.0050	0.00096	1	08/28/24 11:41	09/03/24 16:34	7782-49-2	
Thallium	**0.00064J**	mg/L	0.0010	0.00038	1	08/28/24 11:41	09/03/24 16:34	7440-28-0	
7470 Mercury	Analytical Method: EPA 7470A Preparation Method: EPA 7470A Pace Analytical Services - Peachtree Corners, GA								
Mercury	ND	mg/L	0.00020	0.00013	1	09/10/24 16:00	09/11/24 08:40	7439-97-6	
2540C Total Dissolved Solids	Analytical Method: SM 2540C-2015 Pace Analytical Services - Asheville								
Total Dissolved Solids	**2950**	mg/L	125	125	1		08/28/24 10:11		
300.0 IC Anions 28 Days	Analytical Method: EPA 300.0 Rev 2.1 1993 Pace Analytical Services - Asheville								
Chloride	**815**	mg/L	20.0	12.0	20		08/26/24 17:34	16887-00-6	
Fluoride	**0.22**	mg/L	0.10	0.050	1		08/26/24 10:05	16984-48-8	
Sulfate	**537**	mg/L	20.0	10.0	20		08/26/24 17:34	14808-79-8	

REPORT OF LABORATORY ANALYSIS

This report shall not be reproduced, except in full,
without the written consent of Pace Analytical Services, LLC.

Pace Analytical Services, LLC
9800 Kincey Ave. Suite 100
Huntersville, NC 28078
(704)875-9092

ANALYTICAL RESULTS

Project: Plant Bowen AP-1
Pace Project No.: 92748202

Sample: BOW-BGWC-24 **Lab ID: 92748202048** Collected: 08/21/24 15:41 Received: 08/23/24 10:05 Matrix: Water

Parameters	Results	Units	Report Limit	MDL	DF	Prepared	Analyzed	CAS No.	Qual
6010D ATL ICP	Analytical Method: EPA 6010D Preparation Method: EPA 3010A Pace Analytical Services - Peachtree Corners, GA								
Calcium	**352**	mg/L	5.0	0.61	5	08/24/24 12:34	08/26/24 20:19	7440-70-2	
6020 MET ICPMS	Analytical Method: EPA 6020B Preparation Method: EPA 3005A Pace Analytical Services - Peachtree Corners, GA								
Antimony	**0.0090**	mg/L	0.0030	0.00054	1	08/28/24 11:41	09/03/24 16:37	7440-36-0	
Arsenic	**0.0073**	mg/L	0.0050	0.00084	1	08/28/24 11:41	09/03/24 16:37	7440-38-2	
Barium	**0.035**	mg/L	0.0050	0.00047	1	08/28/24 11:41	09/03/24 16:37	7440-39-3	
Beryllium	**0.00024J**	mg/L	0.00050	0.000094	1	08/28/24 11:41	09/03/24 16:37	7440-41-7	
Boron	**15.9**	mg/L	0.40	0.12	10	08/28/24 11:41	09/04/24 15:13	7440-42-8	
Cadmium	**0.0017**	mg/L	0.00050	0.00010	1	08/28/24 11:41	09/03/24 16:37	7440-43-9	
Chromium	ND	mg/L	0.0050	0.0019	1	08/28/24 11:41	09/03/24 16:37	7440-47-3	
Cobalt	**0.0015J**	mg/L	0.0050	0.00032	1	08/28/24 11:41	09/03/24 16:37	7440-48-4	
Lead	ND	mg/L	0.0010	0.00016	1	08/28/24 11:41	09/03/24 16:37	7439-92-1	
Lithium	**0.0045J**	mg/L	0.030	0.0016	1	08/28/24 11:41	09/03/24 16:37	7439-93-2	
Molybdenum	ND	mg/L	0.010	0.00062	1	08/28/24 11:41	09/03/24 16:37	7439-98-7	
Selenium	**0.0040J**	mg/L	0.0050	0.00096	1	08/28/24 11:41	09/03/24 16:37	7782-49-2	
Thallium	ND	mg/L	0.0010	0.00038	1	08/28/24 11:41	09/03/24 16:37	7440-28-0	
7470 Mercury	Analytical Method: EPA 7470A Preparation Method: EPA 7470A Pace Analytical Services - Peachtree Corners, GA								
Mercury	**0.00072**	mg/L	0.00020	0.00013	1	09/10/24 16:00	09/11/24 08:48	7439-97-6	
2540C Total Dissolved Solids	Analytical Method: SM 2540C-2015 Pace Analytical Services - Asheville								
Total Dissolved Solids	**1440**	mg/L	83.3	83.3	1		08/28/24 10:11		
300.0 IC Anions 28 Days	Analytical Method: EPA 300.0 Rev 2.1 1993 Pace Analytical Services - Asheville								
Chloride	**352**	mg/L	8.0	4.8	8		08/26/24 17:48	16887-00-6	
Fluoride	**0.17**	mg/L	0.10	0.050	1		08/26/24 10:19	16984-48-8	
Sulfate	**242**	mg/L	8.0	4.0	8		08/26/24 17:48	14808-79-8	

REPORT OF LABORATORY ANALYSIS

This report shall not be reproduced, except in full,
without the written consent of Pace Analytical Services, LLC.

Pace Analytical Services, LLC
9800 Kincey Ave. Suite 100
Huntersville, NC 28078
(704)875-9092

ANALYTICAL RESULTS

Project: Plant Bowen AP-1
Pace Project No.: 92748202

Sample: BOW-BGWC-32 **Lab ID: 92748202049** Collected: 08/21/24 10:28 Received: 08/23/24 10:05 Matrix: Water

Parameters	Results	Units	Report Limit	MDL	DF	Prepared	Analyzed	CAS No.	Qual
6010D ATL ICP	Analytical Method: EPA 6010D Preparation Method: EPA 3010A Pace Analytical Services - Peachtree Corners, GA								
Calcium	**159**	mg/L	5.0	0.61	5	08/24/24 12:34	08/26/24 20:22	7440-70-2	
6020 MET ICPMS	Analytical Method: EPA 6020B Preparation Method: EPA 3005A Pace Analytical Services - Peachtree Corners, GA								
Antimony	ND	mg/L	0.0030	0.00054	1	08/28/24 11:41	09/03/24 16:41	7440-36-0	
Arsenic	**0.0073**	mg/L	0.0050	0.00084	1	08/28/24 11:41	09/03/24 16:41	7440-38-2	
Barium	**0.083**	mg/L	0.0050	0.00047	1	08/28/24 11:41	09/03/24 16:41	7440-39-3	
Beryllium	ND	mg/L	0.00050	0.000094	1	08/28/24 11:41	09/03/24 16:41	7440-41-7	
Boron	**1.5**	mg/L	0.040	0.012	1	08/28/24 11:41	09/03/24 16:41	7440-42-8	
Cadmium	ND	mg/L	0.00050	0.00010	1	08/28/24 11:41	09/03/24 16:41	7440-43-9	
Chromium	ND	mg/L	0.0050	0.0019	1	08/28/24 11:41	09/03/24 16:41	7440-47-3	
Cobalt	**0.0046J**	mg/L	0.0050	0.00032	1	08/28/24 11:41	09/03/24 16:41	7440-48-4	
Lead	ND	mg/L	0.0010	0.00016	1	08/28/24 11:41	09/03/24 16:41	7439-92-1	
Lithium	ND	mg/L	0.030	0.0016	1	08/28/24 11:41	09/03/24 16:41	7439-93-2	
Molybdenum	**0.0045J**	mg/L	0.010	0.00062	1	08/28/24 11:41	09/03/24 16:41	7439-98-7	
Selenium	ND	mg/L	0.0050	0.00096	1	08/28/24 11:41	09/03/24 16:41	7782-49-2	
Thallium	ND	mg/L	0.0010	0.00038	1	08/28/24 11:41	09/03/24 16:41	7440-28-0	
7470 Mercury	Analytical Method: EPA 7470A Preparation Method: EPA 7470A Pace Analytical Services - Peachtree Corners, GA								
Mercury	ND	mg/L	0.00020	0.00013	1	09/10/24 16:00	09/11/24 08:50	7439-97-6	
2540C Total Dissolved Solids	Analytical Method: SM 2540C-2015 Pace Analytical Services - Asheville								
Total Dissolved Solids	**784**	mg/L	50.0	50.0	1		08/28/24 10:11		
300.0 IC Anions 28 Days	Analytical Method: EPA 300.0 Rev 2.1 1993 Pace Analytical Services - Asheville								
Chloride	**172**	mg/L	4.0	2.4	4		08/27/24 12:29	16887-00-6	
Fluoride	**0.13**	mg/L	0.10	0.050	1		08/26/24 10:33	16984-48-8	
Sulfate	**161**	mg/L	4.0	2.0	4		08/27/24 12:29	14808-79-8	

REPORT OF LABORATORY ANALYSIS

This report shall not be reproduced, except in full,
without the written consent of Pace Analytical Services, LLC.

Pace Analytical Services, LLC
9800 Kincey Ave. Suite 100
Huntersville, NC 28078
(704)875-9092

ANALYTICAL RESULTS

Project: Plant Bowen AP-1
Pace Project No.: 92748202

Sample: BOW-BGWC-41D **Lab ID: 92748202050** Collected: 08/21/24 15:00 Received: 08/23/24 10:05 Matrix: Water

Parameters	Results	Units	Report Limit	MDL	DF	Prepared	Analyzed	CAS No.	Qual
6010D ATL ICP	Analytical Method: EPA 6010D Preparation Method: EPA 3010A Pace Analytical Services - Peachtree Corners, GA								
Calcium	**231**	mg/L	5.0	0.61	5	08/24/24 12:34	08/27/24 20:44	7440-70-2	
6020 MET ICPMS	Analytical Method: EPA 6020B Preparation Method: EPA 3005A Pace Analytical Services - Peachtree Corners, GA								
Antimony	ND	mg/L	0.0030	0.00054	1	08/28/24 11:41	09/03/24 16:45	7440-36-0	
Arsenic	**0.0081**	mg/L	0.0050	0.00084	1	08/28/24 11:41	09/03/24 16:45	7440-38-2	
Barium	**0.070**	mg/L	0.0050	0.00047	1	08/28/24 11:41	09/03/24 16:45	7440-39-3	
Beryllium	ND	mg/L	0.00050	0.000094	1	08/28/24 11:41	09/03/24 16:45	7440-41-7	
Boron	**1.8**	mg/L	0.040	0.012	1	08/28/24 11:41	09/03/24 16:45	7440-42-8	
Cadmium	ND	mg/L	0.00050	0.00010	1	08/28/24 11:41	09/03/24 16:45	7440-43-9	
Chromium	ND	mg/L	0.0050	0.0019	1	08/28/24 11:41	09/03/24 16:45	7440-47-3	
Cobalt	**0.00044J**	mg/L	0.0050	0.00032	1	08/28/24 11:41	09/03/24 16:45	7440-48-4	
Lead	ND	mg/L	0.0010	0.00016	1	08/28/24 11:41	09/03/24 16:45	7439-92-1	
Lithium	**0.0020J**	mg/L	0.030	0.0016	1	08/28/24 11:41	09/03/24 16:45	7439-93-2	
Molybdenum	**0.0075J**	mg/L	0.010	0.00062	1	08/28/24 11:41	09/03/24 16:45	7439-98-7	
Selenium	ND	mg/L	0.0050	0.00096	1	08/28/24 11:41	09/03/24 16:45	7782-49-2	
Thallium	ND	mg/L	0.0010	0.00038	1	08/28/24 11:41	09/03/24 16:45	7440-28-0	
7470 Mercury	Analytical Method: EPA 7470A Preparation Method: EPA 7470A Pace Analytical Services - Peachtree Corners, GA								
Mercury	ND	mg/L	0.00020	0.00013	1	09/10/24 16:00	09/11/24 08:53	7439-97-6	
2540C Total Dissolved Solids	Analytical Method: SM 2540C-2015 Pace Analytical Services - Asheville								
Total Dissolved Solids	**1470**	mg/L	83.3	83.3	1		08/28/24 10:12		
300.0 IC Anions 28 Days	Analytical Method: EPA 300.0 Rev 2.1 1993 Pace Analytical Services - Asheville								
Chloride	**395**	mg/L	9.0	5.4	9		08/26/24 18:45	16887-00-6	
Fluoride	**0.078J**	mg/L	0.10	0.050	1		08/26/24 10:48	16984-48-8	
Sulfate	**315**	mg/L	9.0	4.5	9		08/26/24 18:45	14808-79-8	

REPORT OF LABORATORY ANALYSIS

This report shall not be reproduced, except in full,
without the written consent of Pace Analytical Services, LLC.

Pace Analytical Services, LLC
9800 Kincey Ave. Suite 100
Huntersville, NC 28078
(704)875-9092

ANALYTICAL RESULTS

Project: Plant Bowen AP-1
Pace Project No.: 92748202

Sample: BOW-BGWC-43D **Lab ID: 92748202051** Collected: 08/21/24 15:40 Received: 08/23/24 10:05 Matrix: Water

Parameters	Results	Units	Report Limit	MDL	DF	Prepared	Analyzed	CAS No.	Qual
6010D ATL ICP	Analytical Method: EPA 6010D Preparation Method: EPA 3010A Pace Analytical Services - Peachtree Corners, GA								
Calcium	**279**	mg/L	5.0	0.61	5	08/24/24 12:34	08/27/24 20:49	7440-70-2	
6020 MET ICPMS	Analytical Method: EPA 6020B Preparation Method: EPA 3005A Pace Analytical Services - Peachtree Corners, GA								
Antimony	ND	mg/L	0.0030	0.00054	1	08/28/24 11:41	09/03/24 16:48	7440-36-0	
Arsenic	**0.0072**	mg/L	0.0050	0.00084	1	08/28/24 11:41	09/03/24 16:48	7440-38-2	
Barium	**0.056**	mg/L	0.0050	0.00047	1	08/28/24 11:41	09/03/24 16:48	7440-39-3	
Beryllium	ND	mg/L	0.00050	0.000094	1	08/28/24 11:41	09/03/24 16:48	7440-41-7	
Boron	**10.5**	mg/L	0.40	0.12	10	08/28/24 11:41	09/04/24 15:17	7440-42-8	
Cadmium	**0.00044J**	mg/L	0.00050	0.00010	1	08/28/24 11:41	09/03/24 16:48	7440-43-9	
Chromium	ND	mg/L	0.0050	0.0019	1	08/28/24 11:41	09/03/24 16:48	7440-47-3	
Cobalt	**0.0019J**	mg/L	0.0050	0.00032	1	08/28/24 11:41	09/03/24 16:48	7440-48-4	
Lead	ND	mg/L	0.0010	0.00016	1	08/28/24 11:41	09/03/24 16:48	7439-92-1	
Lithium	**0.019J**	mg/L	0.030	0.0016	1	08/28/24 11:41	09/03/24 16:48	7439-93-2	
Molybdenum	**0.12**	mg/L	0.010	0.00062	1	08/28/24 11:41	09/03/24 16:48	7439-98-7	
Selenium	**0.0010J**	mg/L	0.0050	0.00096	1	08/28/24 11:41	09/03/24 16:48	7782-49-2	
Thallium	**0.0022**	mg/L	0.0010	0.00038	1	08/28/24 11:41	09/03/24 16:48	7440-28-0	
7470 Mercury	Analytical Method: EPA 7470A Preparation Method: EPA 7470A Pace Analytical Services - Peachtree Corners, GA								
Mercury	ND	mg/L	0.00020	0.00013	1	09/10/24 16:00	09/11/24 08:55	7439-97-6	
2540C Total Dissolved Solids	Analytical Method: SM 2540C-2015 Pace Analytical Services - Asheville								
Total Dissolved Solids	**1590**	mg/L	83.3	83.3	1		08/28/24 10:12		
300.0 IC Anions 28 Days	Analytical Method: EPA 300.0 Rev 2.1 1993 Pace Analytical Services - Asheville								
Chloride	**394**	mg/L	9.0	5.4	9		08/26/24 19:00	16887-00-6	M1
Fluoride	**0.81**	mg/L	0.10	0.050	1		08/26/24 11:02	16984-48-8	
Sulfate	**268**	mg/L	9.0	4.5	9		08/26/24 19:00	14808-79-8	M1

REPORT OF LABORATORY ANALYSIS

This report shall not be reproduced, except in full,
without the written consent of Pace Analytical Services, LLC.

Pace Analytical Services, LLC
9800 Kincey Ave. Suite 100
Huntersville, NC 28078
(704)875-9092

ANALYTICAL RESULTS

Project: Plant Bowen AP-1
Pace Project No.: 92748202

Sample: BOW-BGWC-49D **Lab ID: 92748202052** Collected: 08/21/24 13:33 Received: 08/23/24 10:05 Matrix: Water

Parameters	Results	Units	Report Limit	MDL	DF	Prepared	Analyzed	CAS No.	Qual
6010D ATL ICP	Analytical Method: EPA 6010D Preparation Method: EPA 3010A Pace Analytical Services - Peachtree Corners, GA								
Calcium	**213**	mg/L	5.0	0.61	5	08/24/24 12:34	08/27/24 20:54	7440-70-2	
6020 MET ICPMS	Analytical Method: EPA 6020B Preparation Method: EPA 3005A Pace Analytical Services - Peachtree Corners, GA								
Antimony	ND	mg/L	0.0030	0.00054	1	08/28/24 11:41	09/03/24 16:52	7440-36-0	
Arsenic	**0.0075**	mg/L	0.0050	0.00084	1	08/28/24 11:41	09/03/24 16:52	7440-38-2	
Barium	**0.069**	mg/L	0.0050	0.00047	1	08/28/24 11:41	09/03/24 16:52	7440-39-3	
Beryllium	ND	mg/L	0.00050	0.000094	1	08/28/24 11:41	09/03/24 16:52	7440-41-7	
Boron	**7.7**	mg/L	0.040	0.012	1	08/28/24 11:41	09/03/24 16:52	7440-42-8	
Cadmium	ND	mg/L	0.00050	0.00010	1	08/28/24 11:41	09/03/24 16:52	7440-43-9	
Chromium	ND	mg/L	0.0050	0.0019	1	08/28/24 11:41	09/03/24 16:52	7440-47-3	
Cobalt	**0.00098J**	mg/L	0.0050	0.00032	1	08/28/24 11:41	09/03/24 16:52	7440-48-4	
Lead	ND	mg/L	0.0010	0.00016	1	08/28/24 11:41	09/03/24 16:52	7439-92-1	
Lithium	**0.0062J**	mg/L	0.030	0.0016	1	08/28/24 11:41	09/03/24 16:52	7439-93-2	
Molybdenum	**0.0044J**	mg/L	0.010	0.00062	1	08/28/24 11:41	09/03/24 16:52	7439-98-7	
Selenium	ND	mg/L	0.0050	0.00096	1	08/28/24 11:41	09/03/24 16:52	7782-49-2	
Thallium	ND	mg/L	0.0010	0.00038	1	08/28/24 11:41	09/03/24 16:52	7440-28-0	
7470 Mercury	Analytical Method: EPA 7470A Preparation Method: EPA 7470A Pace Analytical Services - Peachtree Corners, GA								
Mercury	ND	mg/L	0.00020	0.00013	1	09/10/24 16:00	09/11/24 08:58	7439-97-6	
2540C Total Dissolved Solids	Analytical Method: SM 2540C-2015 Pace Analytical Services - Asheville								
Total Dissolved Solids	**1410**	mg/L	83.3	83.3	1		08/28/24 10:12		
300.0 IC Anions 28 Days	Analytical Method: EPA 300.0 Rev 2.1 1993 Pace Analytical Services - Asheville								
Chloride	**412**	mg/L	10.0	6.0	10		08/26/24 19:45	16887-00-6	
Fluoride	**0.074J**	mg/L	0.10	0.050	1		08/26/24 11:45	16984-48-8	
Sulfate	**200**	mg/L	10.0	5.0	10		08/26/24 19:45	14808-79-8	

REPORT OF LABORATORY ANALYSIS

This report shall not be reproduced, except in full,
without the written consent of Pace Analytical Services, LLC.

Pace Analytical Services, LLC
9800 Kincey Ave. Suite 100
Huntersville, NC 28078
(704)875-9092

ANALYTICAL RESULTS

Project: Plant Bowen AP-1
Pace Project No.: 92748202

Sample: BOW-AP1-FD-11 **Lab ID: 92748202053** Collected: 08/21/24 00:00 Received: 08/23/24 10:05 Matrix: Water

Parameters	Results	Units	Report Limit	MDL	DF	Prepared	Analyzed	CAS No.	Qual
6010D ATL ICP	Analytical Method: EPA 6010D Preparation Method: EPA 3010A Pace Analytical Services - Peachtree Corners, GA								
Calcium	**24.1**	mg/L	1.0	0.12	1	08/24/24 12:34	08/26/24 19:34	7440-70-2	
6020 MET ICPMS	Analytical Method: EPA 6020B Preparation Method: EPA 3005A Pace Analytical Services - Peachtree Corners, GA								
Antimony	ND	mg/L	0.0030	0.00054	1	08/28/24 11:41	09/03/24 16:56	7440-36-0	
Arsenic	ND	mg/L	0.0050	0.00084	1	08/28/24 11:41	09/06/24 14:55	7440-38-2	
Barium	**0.012**	mg/L	0.0050	0.00047	1	08/28/24 11:41	09/03/24 16:56	7440-39-3	
Beryllium	ND	mg/L	0.00050	0.000094	1	08/28/24 11:41	09/03/24 16:56	7440-41-7	
Boron	ND	mg/L	0.040	0.012	1	08/28/24 11:41	09/06/24 14:55	7440-42-8	
Cadmium	ND	mg/L	0.00050	0.00010	1	08/28/24 11:41	09/03/24 16:56	7440-43-9	
Chromium	ND	mg/L	0.0050	0.0019	1	08/28/24 11:41	09/03/24 16:56	7440-47-3	
Cobalt	ND	mg/L	0.0050	0.00032	1	08/28/24 11:41	09/03/24 16:56	7440-48-4	
Lead	ND	mg/L	0.0010	0.00016	1	08/28/24 11:41	09/03/24 16:56	7439-92-1	
Lithium	ND	mg/L	0.030	0.0016	1	08/28/24 11:41	09/03/24 16:56	7439-93-2	
Molybdenum	ND	mg/L	0.010	0.00062	1	08/28/24 11:41	09/03/24 16:56	7439-98-7	
Selenium	ND	mg/L	0.0050	0.00096	1	08/28/24 11:41	09/03/24 16:56	7782-49-2	
Thallium	ND	mg/L	0.0010	0.00038	1	08/28/24 11:41	09/03/24 16:56	7440-28-0	
7470 Mercury	Analytical Method: EPA 7470A Preparation Method: EPA 7470A Pace Analytical Services - Peachtree Corners, GA								
Mercury	ND	mg/L	0.00020	0.00013	1	09/10/24 16:00	09/11/24 09:01	7439-97-6	
2540C Total Dissolved Solids	Analytical Method: SM 2540C-2015 Pace Analytical Services - Asheville								
Total Dissolved Solids	**106**	mg/L	25.0	25.0	1		08/28/24 10:12		
300.0 IC Anions 28 Days	Analytical Method: EPA 300.0 Rev 2.1 1993 Pace Analytical Services - Asheville								
Chloride	**1.2**	mg/L	1.0	0.60	1		08/26/24 12:47	16887-00-6	
Fluoride	**0.061J**	mg/L	0.10	0.050	1		08/26/24 12:47	16984-48-8	
Sulfate	**3.3**	mg/L	1.0	0.50	1		08/26/24 12:47	14808-79-8	

REPORT OF LABORATORY ANALYSIS

This report shall not be reproduced, except in full,
without the written consent of Pace Analytical Services, LLC.

Pace Analytical Services, LLC
9800 Kincey Ave. Suite 100
Huntersville, NC 28078
(704)875-9092

ANALYTICAL RESULTS

Project: Plant Bowen AP-1
Pace Project No.: 92748202

Sample: BOW-AP1-FB-11 **Lab ID: 92748202054** Collected: 08/21/24 16:53 Received: 08/23/24 10:05 Matrix: Water

Parameters	Results	Units	Report Limit	MDL	DF	Prepared	Analyzed	CAS No.	Qual
6010D ATL ICP	Analytical Method: EPA 6010D Preparation Method: EPA 3010A Pace Analytical Services - Peachtree Corners, GA								
Calcium	ND	mg/L	1.0	0.12	1	08/24/24 12:34	08/26/24 19:37	7440-70-2	
6020 MET ICPMS	Analytical Method: EPA 6020B Preparation Method: EPA 3005A Pace Analytical Services - Peachtree Corners, GA								
Antimony	ND	mg/L	0.0030	0.00054	1	08/28/24 11:41	09/03/24 16:59	7440-36-0	
Arsenic	ND	mg/L	0.0050	0.00084	1	08/28/24 11:41	09/04/24 15:06	7440-38-2	
Barium	ND	mg/L	0.0050	0.00047	1	08/28/24 11:41	09/03/24 16:59	7440-39-3	
Beryllium	ND	mg/L	0.00050	0.000094	1	08/28/24 11:41	09/03/24 16:59	7440-41-7	
Boron	**0.031J**	mg/L	0.040	0.012	1	08/28/24 11:41	09/03/24 16:59	7440-42-8	
Cadmium	ND	mg/L	0.00050	0.00010	1	08/28/24 11:41	09/03/24 16:59	7440-43-9	
Chromium	ND	mg/L	0.0050	0.0019	1	08/28/24 11:41	09/03/24 16:59	7440-47-3	
Cobalt	ND	mg/L	0.0050	0.00032	1	08/28/24 11:41	09/03/24 16:59	7440-48-4	
Lead	ND	mg/L	0.0010	0.00016	1	08/28/24 11:41	09/03/24 16:59	7439-92-1	
Lithium	ND	mg/L	0.030	0.0016	1	08/28/24 11:41	09/03/24 16:59	7439-93-2	
Molybdenum	ND	mg/L	0.010	0.00062	1	08/28/24 11:41	09/03/24 16:59	7439-98-7	
Selenium	ND	mg/L	0.0050	0.00096	1	08/28/24 11:41	09/03/24 16:59	7782-49-2	
Thallium	ND	mg/L	0.0010	0.00038	1	08/28/24 11:41	09/03/24 16:59	7440-28-0	
7470 Mercury	Analytical Method: EPA 7470A Preparation Method: EPA 7470A Pace Analytical Services - Peachtree Corners, GA								
Mercury	ND	mg/L	0.00020	0.00013	1	09/10/24 16:00	09/11/24 09:03	7439-97-6	
2540C Total Dissolved Solids	Analytical Method: SM 2540C-2015 Pace Analytical Services - Asheville								
Total Dissolved Solids	ND	mg/L	25.0	25.0	1		08/28/24 10:12		
300.0 IC Anions 28 Days	Analytical Method: EPA 300.0 Rev 2.1 1993 Pace Analytical Services - Asheville								
Chloride	ND	mg/L	1.0	0.60	1		08/26/24 01:00	16887-00-6	
Fluoride	ND	mg/L	0.10	0.050	1		08/26/24 01:00	16984-48-8	
Sulfate	ND	mg/L	1.0	0.50	1		08/26/24 01:00	14808-79-8	

REPORT OF LABORATORY ANALYSIS

This report shall not be reproduced, except in full,
without the written consent of Pace Analytical Services, LLC.

Pace Analytical Services, LLC
9800 Kincey Ave. Suite 100
Huntersville, NC 28078
(704)875-9092

ANALYTICAL RESULTS

Project: Plant Bowen AP-1
Pace Project No.: 92748202

Sample: BOW-AP1-EB-11 **Lab ID: 92748202055** Collected: 08/21/24 17:04 Received: 08/23/24 10:05 Matrix: Water

Parameters	Results	Units	Report Limit	MDL	DF	Prepared	Analyzed	CAS No.	Qual
6010D ATL ICP	Analytical Method: EPA 6010D Preparation Method: EPA 3010A Pace Analytical Services - Peachtree Corners, GA								
Calcium	ND	mg/L	1.0	0.12	1	08/24/24 12:34	08/26/24 19:48	7440-70-2	
6020 MET ICPMS	Analytical Method: EPA 6020B Preparation Method: EPA 3005A Pace Analytical Services - Peachtree Corners, GA								
Antimony	ND	mg/L	0.0030	0.00054	1	08/28/24 11:41	09/03/24 17:03	7440-36-0	
Arsenic	ND	mg/L	0.0050	0.00084	1	08/28/24 11:41	09/06/24 14:58	7440-38-2	
Barium	ND	mg/L	0.0050	0.00047	1	08/28/24 11:41	09/03/24 17:03	7440-39-3	
Beryllium	ND	mg/L	0.00050	0.000094	1	08/28/24 11:41	09/03/24 17:03	7440-41-7	
Boron	**0.027J**	mg/L	0.040	0.012	1	08/28/24 11:41	09/03/24 17:03	7440-42-8	
Cadmium	ND	mg/L	0.00050	0.00010	1	08/28/24 11:41	09/03/24 17:03	7440-43-9	
Chromium	ND	mg/L	0.0050	0.0019	1	08/28/24 11:41	09/03/24 17:03	7440-47-3	
Cobalt	ND	mg/L	0.0050	0.00032	1	08/28/24 11:41	09/03/24 17:03	7440-48-4	
Lead	ND	mg/L	0.0010	0.00016	1	08/28/24 11:41	09/03/24 17:03	7439-92-1	
Lithium	ND	mg/L	0.030	0.0016	1	08/28/24 11:41	09/03/24 17:03	7439-93-2	
Molybdenum	ND	mg/L	0.010	0.00062	1	08/28/24 11:41	09/03/24 17:03	7439-98-7	
Selenium	ND	mg/L	0.0050	0.00096	1	08/28/24 11:41	09/03/24 17:03	7782-49-2	
Thallium	ND	mg/L	0.0010	0.00038	1	08/28/24 11:41	09/03/24 17:03	7440-28-0	
7470 Mercury	Analytical Method: EPA 7470A Preparation Method: EPA 7470A Pace Analytical Services - Peachtree Corners, GA								
Mercury	ND	mg/L	0.00020	0.00013	1	09/10/24 16:00	09/11/24 09:06	7439-97-6	
2540C Total Dissolved Solids	Analytical Method: SM 2540C-2015 Pace Analytical Services - Asheville								
Total Dissolved Solids	ND	mg/L	25.0	25.0	1		08/28/24 10:12		
300.0 IC Anions 28 Days	Analytical Method: EPA 300.0 Rev 2.1 1993 Pace Analytical Services - Asheville								
Chloride	ND	mg/L	1.0	0.60	1		08/26/24 01:14	16887-00-6	
Fluoride	ND	mg/L	0.10	0.050	1		08/26/24 01:14	16984-48-8	
Sulfate	ND	mg/L	1.0	0.50	1		08/26/24 01:14	14808-79-8	

REPORT OF LABORATORY ANALYSIS

This report shall not be reproduced, except in full,
without the written consent of Pace Analytical Services, LLC.

Pace Analytical Services, LLC
9800 Kincey Ave. Suite 100
Huntersville, NC 28078
(704)875-9092

ANALYTICAL RESULTS

Project: Plant Bowen AP-1
Pace Project No.: 92748202

Sample: BOW-BGWA-33 **Lab ID: 92748202056** Collected: 08/23/24 09:55 Received: 08/27/24 12:35 Matrix: Water

Parameters	Results	Units	Report Limit	MDL	DF	Prepared	Analyzed	CAS No.	Qual
6010D ATL ICP	Analytical Method: EPA 6010D Preparation Method: EPA 3010A Pace Analytical Services - Peachtree Corners, GA								
Calcium	**87.8**	mg/L	1.0	0.12	1	08/28/24 16:53	08/30/24 21:57	7440-70-2	
6020 MET ICPMS	Analytical Method: EPA 6020B Preparation Method: EPA 3005A Pace Analytical Services - Peachtree Corners, GA								
Antimony	**0.00057J**	mg/L	0.0030	0.00054	1	08/28/24 14:31	09/05/24 19:01	7440-36-0	
Arsenic	**0.0045J**	mg/L	0.0050	0.00084	1	08/28/24 14:31	09/05/24 19:01	7440-38-2	
Barium	**0.035**	mg/L	0.0050	0.00047	1	08/28/24 14:31	09/05/24 19:01	7440-39-3	
Beryllium	ND	mg/L	0.00050	0.000094	1	08/28/24 14:31	09/05/24 19:01	7440-41-7	
Boron	**0.015J**	mg/L	0.040	0.012	1	08/28/24 14:31	09/05/24 19:01	7440-42-8	
Cadmium	ND	mg/L	0.00050	0.00010	1	08/28/24 14:31	09/05/24 19:01	7440-43-9	
Chromium	ND	mg/L	0.0050	0.0019	1	08/28/24 14:31	09/05/24 19:01	7440-47-3	
Cobalt	**0.00061J**	mg/L	0.0050	0.00032	1	08/28/24 14:31	09/05/24 19:01	7440-48-4	
Lead	ND	mg/L	0.0010	0.00016	1	08/28/24 14:31	09/05/24 19:01	7439-92-1	
Lithium	ND	mg/L	0.030	0.0016	1	08/28/24 14:31	09/05/24 19:01	7439-93-2	
Molybdenum	**0.0081J**	mg/L	0.010	0.00062	1	08/28/24 14:31	09/05/24 19:01	7439-98-7	
Selenium	ND	mg/L	0.0050	0.00096	1	08/28/24 14:31	09/05/24 19:01	7782-49-2	
Thallium	ND	mg/L	0.0010	0.00038	1	08/28/24 14:31	09/05/24 19:01	7440-28-0	
7470 Mercury	Analytical Method: EPA 7470A Preparation Method: EPA 7470A Pace Analytical Services - Peachtree Corners, GA								
Mercury	ND	mg/L	0.00020	0.00013	1	09/10/24 16:00	09/11/24 09:09	7439-97-6	
2540C Total Dissolved Solids	Analytical Method: SM 2540C-2015 Pace Analytical Services - Peachtree Corners, GA								
Total Dissolved Solids	**385**	mg/L	25.0	25.0	1		08/29/24 10:58		
300.0 IC Anions 28 Days	Analytical Method: EPA 300.0 Rev 2.1 1993 Pace Analytical Services - Asheville								
Chloride	**2.9**	mg/L	1.0	0.60	1		08/28/24 08:02	16887-00-6	
Fluoride	**0.099J**	mg/L	0.10	0.050	1		08/28/24 08:02	16984-48-8	
Sulfate	**22.4**	mg/L	1.0	0.50	1		08/28/24 08:02	14808-79-8	

REPORT OF LABORATORY ANALYSIS

This report shall not be reproduced, except in full,
without the written consent of Pace Analytical Services, LLC.

Pace Analytical Services, LLC
9800 Kincey Ave. Suite 100
Huntersville, NC 28078
(704)875-9092

QUALITY CONTROL DATA

Project: Plant Bowen AP-1
Pace Project No.: 92748202

QC Batch: 877486 | Analysis Method: EPA 6010D
QC Batch Method: EPA 3010A | Analysis Description: 6010D ATL
Laboratory: Pace Analytical Services - Peachtree Corners, GA
Associated Lab Samples: 92748202001, 92748202002, 92748202003, 92748202004, 92748202005, 92748202006

METHOD BLANK: 4519842 Matrix: Water
Associated Lab Samples: 92748202001, 92748202002, 92748202003, 92748202004, 92748202005, 92748202006

Parameter	Units	Blank Result	Reporting Limit	MDL	Analyzed	Qualifiers
Calcium	mg/L	ND	1.0	0.12	08/22/24 19:51	

LABORATORY CONTROL SAMPLE: 4519843

Parameter	Units	Spike Conc.	LCS Result	LCS % Rec	% Rec Limits	Qualifiers
Calcium	mg/L	1	1.1	113	80-120	

MATRIX SPIKE & MATRIX SPIKE DUPLICATE: 4519844 4519845

Parameter	Units	92747812004 Result	MS Spike Conc.	MSD Spike Conc.	MS Result	MSD Result	MS % Rec	MSD % Rec	% Rec Limits	RPD	Max RPD	Qual
Calcium	mg/L	141	1	1	142	144	82	234	75-125	1	20	M1

Results presented on this page are in the units indicated by the "Units" column except where an alternate unit is presented to the right of the result.

REPORT OF LABORATORY ANALYSIS

This report shall not be reproduced, except in full,
without the written consent of Pace Analytical Services, LLC.

Pace Analytical Services, LLC
9800 Kincey Ave. Suite 100
Huntersville, NC 28078
(704)875-9092

QUALITY CONTROL DATA

Project: Plant Bowen AP-1
Pace Project No.: 92748202

QC Batch: 877559
QC Batch Method: EPA 3010A
Analysis Method: EPA 6010D
Analysis Description: 6010D ATL
Laboratory: Pace Analytical Services - Peachtree Corners, GA
Associated Lab Samples: 92748202007

METHOD BLANK: 4520288 Matrix: Water
Associated Lab Samples: 92748202007

Parameter	Units	Blank Result	Reporting Limit	MDL	Analyzed	Qualifiers
Calcium	mg/L	ND	1.0	0.12	08/23/24 01:31	

LABORATORY CONTROL SAMPLE: 4520289

Parameter	Units	Spike Conc.	LCS Result	LCS % Rec	% Rec Limits	Qualifiers
Calcium	mg/L	1	1.2	116	80-120	

MATRIX SPIKE & MATRIX SPIKE DUPLICATE: 4520290 4520291

Parameter	Units	92746783026 Result	MS Spike Conc.	MSD Spike Conc.	MS Result	MSD Result	MS % Rec	MSD % Rec	% Rec Limits	RPD	Max RPD	Qual
Calcium	mg/L	9.2	1	1	10.3	10.4	103	119	75-125	1	20	

Results presented on this page are in the units indicated by the "Units" column except where an alternate unit is presented to the right of the result.

REPORT OF LABORATORY ANALYSIS

This report shall not be reproduced, except in full,
without the written consent of Pace Analytical Services, LLC.

Pace Analytical Services, LLC
9800 Kincey Ave. Suite 100
Huntersville, NC 28078
(704)875-9092

QUALITY CONTROL DATA

Project: Plant Bowen AP-1
Pace Project No.: 92748202

QC Batch: 878059 — Analysis Method: EPA 6010D
QC Batch Method: EPA 3010A — Analysis Description: 6010D ATL
Laboratory: Pace Analytical Services - Peachtree Corners, GA
Associated Lab Samples: 92748202008, 92748202009, 92748202010, 92748202011, 92748202012, 92748202013, 92748202014

METHOD BLANK: 4522961 — Matrix: Water
Associated Lab Samples: 92748202008, 92748202009, 92748202010, 92748202011, 92748202012, 92748202013, 92748202014

Parameter	Units	Blank Result	Reporting Limit	MDL	Analyzed	Qualifiers
Calcium	mg/L	ND	1.0	0.12	08/25/24 18:09	

LABORATORY CONTROL SAMPLE: 4522962

Parameter	Units	Spike Conc.	LCS Result	LCS % Rec	% Rec Limits	Qualifiers
Calcium	mg/L	1	1.1	108	80-120	

MATRIX SPIKE & MATRIX SPIKE DUPLICATE: 4522980 4522981

Parameter	Units	92748919006 Result	MS Spike Conc.	MSD Spike Conc.	MS Result	MSD Result	MS % Rec	MSD % Rec	% Rec Limits	RPD	Max RPD	Qual
Calcium	mg/L	ND	1	1	1.6	1.6	107	103	75-125	3	20	

Results presented on this page are in the units indicated by the "Units" column except where an alternate unit is presented to the right of the result.

REPORT OF LABORATORY ANALYSIS

This report shall not be reproduced, except in full,
without the written consent of Pace Analytical Services, LLC.

Pace Analytical Services, LLC
9800 Kincey Ave. Suite 100
Huntersville, NC 28078
(704)875-9092

QUALITY CONTROL DATA

Project: Plant Bowen AP-1
Pace Project No.: 92748202

QC Batch: 878060 | Analysis Method: EPA 6010D
QC Batch Method: EPA 3010A | Analysis Description: 6010D ATL
Laboratory: Pace Analytical Services - Peachtree Corners, GA
Associated Lab Samples: 92748202015, 92748202016, 92748202017, 92748202018, 92748202019, 92748202020, 92748202021

METHOD BLANK: 4522967 Matrix: Water
Associated Lab Samples: 92748202015, 92748202016, 92748202017, 92748202018, 92748202019, 92748202020, 92748202021

Parameter	Units	Blank Result	Reporting Limit	MDL	Analyzed	Qualifiers
Calcium	mg/L	ND	1.0	0.12	08/25/24 20:03	

LABORATORY CONTROL SAMPLE: 4522968

Parameter	Units	Spike Conc.	LCS Result	LCS % Rec	% Rec Limits	Qualifiers
Calcium	mg/L	1	1.1	109	80-120	

MATRIX SPIKE & MATRIX SPIKE DUPLICATE: 4522969 4522970

Parameter	Units	92748202015 Result	MS Spike Conc.	MSD Spike Conc.	MS Result	MSD Result	MS % Rec	MSD % Rec	% Rec Limits	RPD	Max RPD	Qual
Calcium	mg/L	96.0	1	1	98.9	101	285	536	75-125	3	20	M1

Results presented on this page are in the units indicated by the "Units" column except where an alternate unit is presented to the right of the result.

REPORT OF LABORATORY ANALYSIS

This report shall not be reproduced, except in full,
without the written consent of Pace Analytical Services, LLC.

Pace Analytical Services, LLC
9800 Kincey Ave. Suite 100
Huntersville, NC 28078
(704)875-9092

QUALITY CONTROL DATA

Project: Plant Bowen AP-1
Pace Project No.: 92748202

QC Batch: 878071 — Analysis Method: EPA 6010D
QC Batch Method: EPA 3010A — Analysis Description: 6010D ATL
Laboratory: Pace Analytical Services - Peachtree Corners, GA
Associated Lab Samples: 92748202024, 92748202025, 92748202026, 92748202027, 92748202028, 92748202029, 92748202030, 92748202031, 92748202032, 92748202033, 92748202034, 92748202035, 92748202036

METHOD BLANK: 4523026 — Matrix: Water
Associated Lab Samples: 92748202024, 92748202025, 92748202026, 92748202027, 92748202028, 92748202029, 92748202030, 92748202031, 92748202032, 92748202033, 92748202034, 92748202035, 92748202036

Parameter	Units	Blank Result	Reporting Limit	MDL	Analyzed	Qualifiers
Calcium	mg/L	ND	1.0	0.12	08/26/24 14:29	

LABORATORY CONTROL SAMPLE: 4523027

Parameter	Units	Spike Conc.	LCS Result	LCS % Rec	% Rec Limits	Qualifiers
Calcium	mg/L	1	1.1	111	80-120	

MATRIX SPIKE & MATRIX SPIKE DUPLICATE: 4523028 4523029

Parameter	Units	92748851022 Result	MS Spike Conc.	MSD Spike Conc.	MS Result	MSD Result	MS % Rec	MSD % Rec	% Rec Limits	RPD	Max RPD	Qual
Calcium	mg/L	19.7	1	1	21.1	20.6	149	99	75-125	2	20	M1

Results presented on this page are in the units indicated by the "Units" column except where an alternate unit is presented to the right of the result.

REPORT OF LABORATORY ANALYSIS

This report shall not be reproduced, except in full,
without the written consent of Pace Analytical Services, LLC.

Pace Analytical Services, LLC
9800 Kincey Ave. Suite 100
Huntersville, NC 28078
(704)875-9092

QUALITY CONTROL DATA

Project: Plant Bowen AP-1
Pace Project No.: 92748202

QC Batch: 878072
QC Batch Method: EPA 3010A
Analysis Method: EPA 6010D
Analysis Description: 6010D ATL
Laboratory: Pace Analytical Services - Peachtree Corners, GA
Associated Lab Samples: 92748202037, 92748202038, 92748202039, 92748202040, 92748202041, 92748202042, 92748202043, 92748202044, 92748202045, 92748202046, 92748202047, 92748202048, 92748202049, 92748202050, 92748202051, 92748202052, 92748202053, 92748202054, 92748202055

METHOD BLANK: 4523030
Matrix: Water
Associated Lab Samples: 92748202037, 92748202038, 92748202039, 92748202040, 92748202041, 92748202042, 92748202043, 92748202044, 92748202045, 92748202046, 92748202047, 92748202048, 92748202049, 92748202050, 92748202051, 92748202052, 92748202053, 92748202054, 92748202055

Parameter	Units	Blank Result	Reporting Limit	MDL	Analyzed	Qualifiers
Calcium	mg/L	ND	1.0	0.12	08/26/24 17:15	

LABORATORY CONTROL SAMPLE: 4523031

Parameter	Units	Spike Conc.	LCS Result	LCS % Rec	% Rec Limits	Qualifiers
Calcium	mg/L	1	1.2	118	80-120	

MATRIX SPIKE & MATRIX SPIKE DUPLICATE: 4523032 4523033

Parameter	Units	92748202037 Result	MS Spike Conc.	MSD Spike Conc.	MS Result	MSD Result	MS % Rec	MSD % Rec	% Rec Limits	RPD	Max RPD	Qual
Calcium	mg/L	158	1	1	166	165	720	662	75-125	0	20	M1

Results presented on this page are in the units indicated by the "Units" column except where an alternate unit is presented to the right of the result.

REPORT OF LABORATORY ANALYSIS

This report shall not be reproduced, except in full,
without the written consent of Pace Analytical Services, LLC.

Pace Analytical Services, LLC
9800 Kincey Ave. Suite 100
Huntersville, NC 28078
(704)875-9092

QUALITY CONTROL DATA

Project: Plant Bowen AP-1
Pace Project No.: 92748202

QC Batch: 878984
QC Batch Method: EPA 3010A
Analysis Method: EPA 6010D
Analysis Description: 6010D ATL
Laboratory: Pace Analytical Services - Peachtree Corners, GA
Associated Lab Samples: 92748202022, 92748202023, 92748202056

METHOD BLANK: 4527193 Matrix: Water
Associated Lab Samples: 92748202022, 92748202023, 92748202056

Parameter	Units	Blank Result	Reporting Limit	MDL	Analyzed	Qualifiers
Calcium	mg/L	ND	1.0	0.12	08/30/24 21:13	

LABORATORY CONTROL SAMPLE: 4527194

Parameter	Units	Spike Conc.	LCS Result	LCS % Rec	% Rec Limits	Qualifiers
Calcium	mg/L	1	1.0	103	80-120	

MATRIX SPIKE & MATRIX SPIKE DUPLICATE: 4527195 4527196

Parameter	Units	92749199007 Result	MS Spike Conc.	MSD Spike Conc.	MS Result	MSD Result	MS % Rec	MSD % Rec	% Rec Limits	RPD	Max RPD	Qual
Calcium	mg/L	30.4	1	1	31.3	31.8	86	137	75-125	2	20	M1

Results presented on this page are in the units indicated by the "Units" column except where an alternate unit is presented to the right of the result.

REPORT OF LABORATORY ANALYSIS

This report shall not be reproduced, except in full,
without the written consent of Pace Analytical Services, LLC.

Pace Analytical Services, LLC
9800 Kincey Ave. Suite 100
Huntersville, NC 28078
(704)875-9092

QUALITY CONTROL DATA

Project: Plant Bowen AP-1
Pace Project No.: 92748202

QC Batch: 877838
QC Batch Method: EPA 3005A
Analysis Method: EPA 6020B
Analysis Description: 6020 MET
Laboratory: Pace Analytical Services - Peachtree Corners, GA
Associated Lab Samples: 92748202001, 92748202002, 92748202003, 92748202004, 92748202005, 92748202006, 92748202007

METHOD BLANK: 4521711 Matrix: Water
Associated Lab Samples: 92748202001, 92748202002, 92748202003, 92748202004, 92748202005, 92748202006, 92748202007

Parameter	Units	Blank Result	Reporting Limit	MDL	Analyzed	Qualifiers
Antimony	mg/L	ND	0.0030	0.00054	08/26/24 14:08	
Arsenic	mg/L	ND	0.0050	0.00084	08/26/24 14:08	
Barium	mg/L	ND	0.0050	0.00047	08/26/24 14:08	
Beryllium	mg/L	ND	0.00050	0.000094	08/26/24 14:08	
Boron	mg/L	ND	0.040	0.012	08/26/24 14:08	
Cadmium	mg/L	ND	0.00050	0.00010	08/26/24 14:08	
Chromium	mg/L	ND	0.0050	0.0019	08/26/24 14:08	
Cobalt	mg/L	ND	0.0050	0.00032	08/26/24 14:08	
Lead	mg/L	ND	0.0010	0.00016	08/26/24 14:08	
Lithium	mg/L	ND	0.030	0.0016	08/26/24 14:08	
Molybdenum	mg/L	ND	0.010	0.00062	08/26/24 14:08	
Selenium	mg/L	ND	0.0050	0.00096	08/26/24 14:08	
Thallium	mg/L	ND	0.0010	0.00038	08/26/24 14:08	

LABORATORY CONTROL SAMPLE: 4521712

Parameter	Units	Spike Conc.	LCS Result	LCS % Rec	% Rec Limits	Qualifiers
Antimony	mg/L	0.1	0.10	101	80-120	
Arsenic	mg/L	0.1	0.097	97	80-120	
Barium	mg/L	0.1	0.097	97	80-120	
Beryllium	mg/L	0.1	0.10	101	80-120	
Boron	mg/L	1	0.97	97	80-120	
Cadmium	mg/L	0.1	0.098	98	80-120	
Chromium	mg/L	0.1	0.098	98	80-120	
Cobalt	mg/L	0.1	0.097	97	80-120	
Lead	mg/L	0.1	0.10	101	80-120	
Lithium	mg/L	0.1	0.10	101	80-120	
Molybdenum	mg/L	0.1	0.10	104	80-120	
Selenium	mg/L	0.1	0.097	97	80-120	
Thallium	mg/L	0.1	0.098	98	80-120	

MATRIX SPIKE & MATRIX SPIKE DUPLICATE: 4521713 4521714

Parameter	Units	92748202001 Result	MS Spike Conc.	MSD Spike Conc.	MS Result	MSD Result	MS % Rec	MSD % Rec	% Rec Limits	RPD	Max RPD	Qual
Antimony	mg/L	ND	0.1	0.1	0.099	0.098	99	98	75-125	1	20	
Arsenic	mg/L	ND	0.1	0.1	0.099	0.098	99	98	75-125	1	20	

Results presented on this page are in the units indicated by the "Units" column except where an alternate unit is presented to the right of the result.

REPORT OF LABORATORY ANALYSIS

This report shall not be reproduced, except in full,
without the written consent of Pace Analytical Services, LLC.

Pace Analytical Services, LLC
9800 Kincey Ave. Suite 100
Huntersville, NC 28078
(704)875-9092

QUALITY CONTROL DATA

Project: Plant Bowen AP-1
Pace Project No.: 92748202

MATRIX SPIKE & MATRIX SPIKE DUPLICATE: 4521713 4521714

Parameter	Units	92748202001 Result	MS Spike Conc.	MSD Spike Conc.	MS Result	MSD Result	MS % Rec	MSD % Rec	% Rec Limits	RPD	Max RPD	Qual
Barium	mg/L	0.051	0.1	0.1	0.15	0.15	102	98	75-125	2	20	
Beryllium	mg/L	ND	0.1	0.1	0.097	0.095	97	95	75-125	2	20	
Boron	mg/L	0.014J	1	1	0.96	0.94	95	93	75-125	2	20	
Cadmium	mg/L	ND	0.1	0.1	0.097	0.097	97	97	75-125	0	20	
Chromium	mg/L	ND	0.1	0.1	0.099	0.097	99	97	75-125	2	20	
Cobalt	mg/L	ND	0.1	0.1	0.097	0.095	97	95	75-125	2	20	
Lead	mg/L	ND	0.1	0.1	0.095	0.094	95	94	75-125	1	20	
Lithium	mg/L	ND	0.1	0.1	0.098	0.097	97	96	75-125	1	20	
Molybdenum	mg/L	ND	0.1	0.1	0.10	0.099	101	98	75-125	2	20	
Selenium	mg/L	0.0017J	0.1	0.1	0.10	0.099	98	97	75-125	1	20	
Thallium	mg/L	ND	0.1	0.1	0.092	0.093	92	93	75-125	1	20	

Results presented on this page are in the units indicated by the "Units" column except where an alternate unit is presented to the right of the result.

REPORT OF LABORATORY ANALYSIS

This report shall not be reproduced, except in full,
without the written consent of Pace Analytical Services, LLC.

Pace Analytical Services, LLC
9800 Kincey Ave. Suite 100
Huntersville, NC 28078
(704)875-9092

QUALITY CONTROL DATA

Project: Plant Bowen AP-1
Pace Project No.: 92748202

QC Batch: 877881
QC Batch Method: EPA 3005A
Analysis Method: EPA 6020B
Analysis Description: 6020 MET
Laboratory: Pace Analytical Services - Peachtree Corners, GA
Associated Lab Samples: 92748202008, 92748202009, 92748202010, 92748202011, 92748202012, 92748202013, 92748202014, 92748202015, 92748202016, 92748202017, 92748202018, 92748202019

METHOD BLANK: 4521915 Matrix: Water
Associated Lab Samples: 92748202008, 92748202009, 92748202010, 92748202011, 92748202012, 92748202013, 92748202014, 92748202015, 92748202016, 92748202017, 92748202018, 92748202019

Parameter	Units	Blank Result	Reporting Limit	MDL	Analyzed	Qualifiers
Antimony	mg/L	ND	0.0030	0.00054	08/26/24 19:04	
Arsenic	mg/L	ND	0.0050	0.00084	08/26/24 19:04	
Barium	mg/L	ND	0.0050	0.00047	08/26/24 19:04	
Beryllium	mg/L	ND	0.00050	0.000094	08/26/24 19:04	
Boron	mg/L	ND	0.040	0.012	08/26/24 19:04	
Cadmium	mg/L	ND	0.00050	0.00010	08/26/24 19:04	
Chromium	mg/L	ND	0.0050	0.0019	08/26/24 19:04	
Cobalt	mg/L	ND	0.0050	0.00032	08/26/24 19:04	
Lead	mg/L	ND	0.0010	0.00016	08/26/24 19:04	
Lithium	mg/L	ND	0.030	0.0016	08/26/24 19:04	
Molybdenum	mg/L	ND	0.010	0.00062	08/26/24 19:04	
Selenium	mg/L	ND	0.0050	0.00096	08/26/24 19:04	
Thallium	mg/L	ND	0.0010	0.00038	08/26/24 19:04	

LABORATORY CONTROL SAMPLE: 4521916

Parameter	Units	Spike Conc.	LCS Result	LCS % Rec	% Rec Limits	Qualifiers
Antimony	mg/L	0.1	0.10	100	80-120	
Arsenic	mg/L	0.1	0.094	94	80-120	
Barium	mg/L	0.1	0.094	94	80-120	
Beryllium	mg/L	0.1	0.099	99	80-120	
Boron	mg/L	1	0.98	98	80-120	
Cadmium	mg/L	0.1	0.094	94	80-120	
Chromium	mg/L	0.1	0.094	94	80-120	
Cobalt	mg/L	0.1	0.093	93	80-120	
Lead	mg/L	0.1	0.096	96	80-120	
Lithium	mg/L	0.1	0.10	102	80-120	
Molybdenum	mg/L	0.1	0.10	101	80-120	
Selenium	mg/L	0.1	0.094	94	80-120	
Thallium	mg/L	0.1	0.092	92	80-120	

MATRIX SPIKE & MATRIX SPIKE DUPLICATE: 4521917 4521918

Parameter	Units	92747968005 Result	MS Spike Conc.	MSD Spike Conc.	MS Result	MSD Result	MS % Rec	MSD % Rec	% Rec Limits	RPD	Max RPD	Qual
Antimony	mg/L	ND	0.1	0.1	0.095	0.097	95	97	75-125	1	20	

Results presented on this page are in the units indicated by the "Units" column except where an alternate unit is presented to the right of the result.

REPORT OF LABORATORY ANALYSIS

This report shall not be reproduced, except in full,
without the written consent of Pace Analytical Services, LLC.

Pace Analytical Services, LLC
9800 Kincey Ave. Suite 100
Huntersville, NC 28078
(704)875-9092

QUALITY CONTROL DATA

Project: Plant Bowen AP-1
Pace Project No.: 92748202

MATRIX SPIKE & MATRIX SPIKE DUPLICATE: 4521917 4521918

Parameter	Units	92747968005 Result	MS Spike Conc.	MSD Spike Conc.	MS Result	MSD Result	MS % Rec	MSD % Rec	% Rec Limits	RPD	Max RPD	Qual
Arsenic	mg/L	ND	0.1	0.1	0.093	0.094	93	94	75-125	1	20	
Barium	mg/L	0.20	0.1	0.1	0.28	0.28	88	88	75-125	0	20	
Beryllium	mg/L	ND	0.1	0.1	0.094	0.094	92	93	75-125	1	20	
Boron	mg/L	ND	1	1	0.91	0.92	91	92	75-125	1	20	
Cadmium	mg/L	ND	0.1	0.1	0.093	0.094	93	94	75-125	1	20	
Chromium	mg/L	ND	0.1	0.1	0.095	0.098	94	97	75-125	2	20	
Cobalt	mg/L	ND	0.1	0.1	0.095	0.097	91	93	75-125	2	20	
Lead	mg/L	ND	0.1	0.1	0.096	0.097	93	94	75-125	2	20	
Lithium	mg/L	ND	0.1	0.1	0.10	0.10	93	94	75-125	1	20	
Molybdenum	mg/L	ND	0.1	0.1	0.097	0.098	97	98	75-125	1	20	
Selenium	mg/L	ND	0.1	0.1	0.094	0.095	94	95	75-125	1	20	
Thallium	mg/L	ND	0.1	0.1	0.090	0.090	90	90	75-125	1	20	

Results presented on this page are in the units indicated by the "Units" column except where an alternate unit is presented to the right of the result.

REPORT OF LABORATORY ANALYSIS

This report shall not be reproduced, except in full,
without the written consent of Pace Analytical Services, LLC.

Pace Analytical Services, LLC
9800 Kincey Ave. Suite 100
Huntersville, NC 28078
(704)875-9092

QUALITY CONTROL DATA

Project: Plant Bowen AP-1
Pace Project No.: 92748202

QC Batch: 877885
QC Batch Method: EPA 3005A
Analysis Method: EPA 6020B
Analysis Description: 6020 MET
Laboratory: Pace Analytical Services - Peachtree Corners, GA
Associated Lab Samples: 92748202020, 92748202021

METHOD BLANK: 4521933 Matrix: Water
Associated Lab Samples: 92748202020, 92748202021

Parameter	Units	Blank Result	Reporting Limit	MDL	Analyzed	Qualifiers
Antimony	mg/L	ND	0.0030	0.00054	08/26/24 17:02	
Arsenic	mg/L	ND	0.0050	0.00084	08/26/24 17:02	
Barium	mg/L	ND	0.0050	0.00047	08/26/24 17:02	
Beryllium	mg/L	ND	0.00050	0.000094	08/26/24 17:02	
Boron	mg/L	ND	0.040	0.012	08/26/24 17:02	
Cadmium	mg/L	ND	0.00050	0.00010	08/26/24 17:02	
Chromium	mg/L	ND	0.0050	0.0019	08/26/24 17:02	
Cobalt	mg/L	ND	0.0050	0.00032	08/26/24 17:02	
Lead	mg/L	ND	0.0010	0.00016	08/26/24 17:02	
Lithium	mg/L	ND	0.030	0.0016	08/26/24 17:02	
Molybdenum	mg/L	ND	0.010	0.00062	08/26/24 17:02	
Selenium	mg/L	ND	0.0050	0.00096	08/26/24 17:02	
Thallium	mg/L	ND	0.0010	0.00038	08/26/24 17:02	

LABORATORY CONTROL SAMPLE: 4521934

Parameter	Units	Spike Conc.	LCS Result	LCS % Rec	% Rec Limits	Qualifiers
Antimony	mg/L	0.1	0.10	102	80-120	
Arsenic	mg/L	0.1	0.097	97	80-120	
Barium	mg/L	0.1	0.097	97	80-120	
Beryllium	mg/L	0.1	0.10	101	80-120	
Boron	mg/L	1	1.0	100	80-120	
Cadmium	mg/L	0.1	0.098	98	80-120	
Chromium	mg/L	0.1	0.099	99	80-120	
Cobalt	mg/L	0.1	0.098	98	80-120	
Lead	mg/L	0.1	0.10	100	80-120	
Lithium	mg/L	0.1	0.10	102	80-120	
Molybdenum	mg/L	0.1	0.10	102	80-120	
Selenium	mg/L	0.1	0.096	96	80-120	
Thallium	mg/L	0.1	0.096	96	80-120	

MATRIX SPIKE & MATRIX SPIKE DUPLICATE: 4521935 4521936

Parameter	Units	92749202001 Result	MS Spike Conc.	MSD Spike Conc.	MS Result	MSD Result	MS % Rec	MSD % Rec	% Rec Limits	RPD	Max RPD	Qual
Antimony	mg/L	ND	0.1	0.1	0.097	0.098	97	97	75-125	1	20	
Arsenic	mg/L	ND	0.1	0.1	0.10	0.11	96	98	75-125	2	20	

Results presented on this page are in the units indicated by the "Units" column except where an alternate unit is presented to the right of the result.

REPORT OF LABORATORY ANALYSIS

This report shall not be reproduced, except in full,
without the written consent of Pace Analytical Services, LLC.

Pace Analytical Services, LLC
9800 Kincey Ave. Suite 100
Huntersville, NC 28078
(704)875-9092

QUALITY CONTROL DATA

Project: Plant Bowen AP-1
Pace Project No.: 92748202

MATRIX SPIKE & MATRIX SPIKE DUPLICATE: 4521935 4521936

Parameter	Units	92749202001 Result	MS Spike Conc.	MSD Spike Conc.	MS Result	MSD Result	MS % Rec	MSD % Rec	% Rec Limits	RPD	Max RPD	Qual
Barium	mg/L	163 ug/L	0.1	0.1	0.25	0.25	87	91	75-125	2	20	
Beryllium	mg/L	ND	0.1	0.1	0.092	0.095	92	95	75-125	3	20	
Boron	mg/L	165 ug/L	1	1	1.1	1.1	90	93	75-125	3	20	
Cadmium	mg/L	ND	0.1	0.1	0.095	0.096	95	96	75-125	1	20	
Chromium	mg/L	ND	0.1	0.1	0.097	0.099	97	99	75-125	2	20	
Cobalt	mg/L	ND	0.1	0.1	0.096	0.096	94	95	75-125	1	20	
Lead	mg/L	ND	0.1	0.1	0.093	0.094	93	94	75-125	1	20	
Lithium	mg/L	ND	0.1	0.1	0.094	0.098	93	97	75-125	4	20	
Molybdenum	mg/L	ND	0.1	0.1	0.11	0.11	100	100	75-125	0	20	
Selenium	mg/L	ND	0.1	0.1	0.095	0.095	94	95	75-125	1	20	
Thallium	mg/L	ND	0.1	0.1	0.091	0.092	91	92	75-125	1	20	

Results presented on this page are in the units indicated by the "Units" column except where an alternate unit is presented to the right of the result.

REPORT OF LABORATORY ANALYSIS

This report shall not be reproduced, except in full,
without the written consent of Pace Analytical Services, LLC.

Pace Analytical Services, LLC
9800 Kincey Ave. Suite 100
Huntersville, NC 28078
(704)875-9092

QUALITY CONTROL DATA

Project: Plant Bowen AP-1
Pace Project No.: 92748202

QC Batch: 878758
QC Batch Method: EPA 3005A
Analysis Method: EPA 6020B
Analysis Description: 6020 MET
Laboratory: Pace Analytical Services - Peachtree Corners, GA
Associated Lab Samples: 92748202024, 92748202025, 92748202026, 92748202027, 92748202028, 92748202029, 92748202030, 92748202031, 92748202032, 92748202033, 92748202034, 92748202035, 92748202036, 92748202037, 92748202038, 92748202039, 92748202040

METHOD BLANK: 4526087
Matrix: Water
Associated Lab Samples: 92748202024, 92748202025, 92748202026, 92748202027, 92748202028, 92748202029, 92748202030, 92748202031, 92748202032, 92748202033, 92748202034, 92748202035, 92748202036, 92748202037, 92748202038, 92748202039, 92748202040

Parameter	Units	Blank Result	Reporting Limit	MDL	Analyzed	Qualifiers
Antimony	mg/L	ND	0.0030	0.00054	09/03/24 18:14	
Arsenic	mg/L	ND	0.0050	0.00084	09/03/24 18:14	
Barium	mg/L	ND	0.0050	0.00047	09/03/24 18:14	
Beryllium	mg/L	ND	0.00050	0.000094	09/03/24 18:14	
Boron	mg/L	ND	0.040	0.012	09/03/24 18:14	
Cadmium	mg/L	ND	0.00050	0.00010	09/03/24 18:14	
Chromium	mg/L	ND	0.0050	0.0019	09/03/24 18:14	
Cobalt	mg/L	ND	0.0050	0.00032	09/03/24 18:14	
Lead	mg/L	ND	0.0010	0.00016	09/03/24 18:14	
Lithium	mg/L	ND	0.030	0.0016	09/03/24 18:14	
Molybdenum	mg/L	ND	0.010	0.00062	09/03/24 18:14	
Selenium	mg/L	ND	0.0050	0.00096	09/03/24 18:14	
Thallium	mg/L	ND	0.0010	0.00038	09/03/24 18:14	

LABORATORY CONTROL SAMPLE: 4526088

Parameter	Units	Spike Conc.	LCS Result	LCS % Rec	% Rec Limits	Qualifiers
Antimony	mg/L	0.1	0.10	103	80-120	
Arsenic	mg/L	0.1	0.098	98	80-120	
Barium	mg/L	0.1	0.099	99	80-120	
Beryllium	mg/L	0.1	0.099	99	80-120	
Boron	mg/L	1	0.96	96	80-120	
Cadmium	mg/L	0.1	0.097	97	80-120	
Chromium	mg/L	0.1	0.098	98	80-120	
Cobalt	mg/L	0.1	0.096	96	80-120	
Lead	mg/L	0.1	0.10	100	80-120	
Lithium	mg/L	0.1	0.10	101	80-120	
Molybdenum	mg/L	0.1	0.10	102	80-120	
Selenium	mg/L	0.1	0.098	98	80-120	
Thallium	mg/L	0.1	0.099	99	80-120	

Results presented on this page are in the units indicated by the "Units" column except where an alternate unit is presented to the right of the result.

REPORT OF LABORATORY ANALYSIS

This report shall not be reproduced, except in full,
without the written consent of Pace Analytical Services, LLC.

Pace Analytical Services, LLC
9800 Kincey Ave. Suite 100
Huntersville, NC 28078
(704)875-9092

QUALITY CONTROL DATA

Project: Plant Bowen AP-1
Pace Project No.: 92748202

MATRIX SPIKE & MATRIX SPIKE DUPLICATE: 4526089 4526090

Parameter	Units	92748202024 Result	MS Spike Conc.	MSD Spike Conc.	MS Result	MSD Result	MS % Rec	MSD % Rec	% Rec Limits	RPD	Max RPD	Qual
Antimony	mg/L	0.00085J	0.1	0.1	0.10	0.10	101	101	75-125	0	20	
Arsenic	mg/L	0.0033J	0.1	0.1	0.10	0.10	99	99	75-125	0	20	
Barium	mg/L	0.043	0.1	0.1	0.14	0.14	100	98	75-125	1	20	
Beryllium	mg/L	ND	0.1	0.1	0.10	0.098	100	98	75-125	2	20	
Boron	mg/L	1.4	1	1	2.3	2.3	97	92	75-125	2	20	
Cadmium	mg/L	ND	0.1	0.1	0.099	0.099	99	98	75-125	0	20	
Chromium	mg/L	ND	0.1	0.1	0.099	0.10	98	99	75-125	1	20	
Cobalt	mg/L	ND	0.1	0.1	0.096	0.097	96	97	75-125	2	20	
Lead	mg/L	ND	0.1	0.1	0.095	0.097	95	97	75-125	2	20	
Lithium	mg/L	ND	0.1	0.1	0.10	0.10	101	100	75-125	1	20	
Molybdenum	mg/L	0.0038J	0.1	0.1	0.11	0.10	103	100	75-125	2	20	
Selenium	mg/L	0.0032J	0.1	0.1	0.10	0.10	98	100	75-125	2	20	
Thallium	mg/L	ND	0.1	0.1	0.094	0.097	94	97	75-125	2	20	

Results presented on this page are in the units indicated by the "Units" column except where an alternate unit is presented to the right of the result.

REPORT OF LABORATORY ANALYSIS

This report shall not be reproduced, except in full,
without the written consent of Pace Analytical Services, LLC.

Pace Analytical Services, LLC
9800 Kincey Ave. Suite 100
Huntersville, NC 28078
(704)875-9092

QUALITY CONTROL DATA

Project: Plant Bowen AP-1
Pace Project No.: 92748202

QC Batch: 878760
QC Batch Method: EPA 3005A
Analysis Method: EPA 6020B
Analysis Description: 6020 MET
Laboratory: Pace Analytical Services - Peachtree Corners, GA
Associated Lab Samples: 92748202041, 92748202042, 92748202043, 92748202044, 92748202045, 92748202046, 92748202047, 92748202048, 92748202049, 92748202050, 92748202051, 92748202052, 92748202053, 92748202054, 92748202055

METHOD BLANK: 4526091 Matrix: Water
Associated Lab Samples: 92748202041, 92748202042, 92748202043, 92748202044, 92748202045, 92748202046, 92748202047, 92748202048, 92748202049, 92748202050, 92748202051, 92748202052, 92748202053, 92748202054, 92748202055

Parameter	Units	Blank Result	Reporting Limit	MDL	Analyzed	Qualifiers
Antimony	mg/L	ND	0.0030	0.00054	09/03/24 15:45	
Arsenic	mg/L	ND	0.0050	0.00084	09/03/24 15:45	
Barium	mg/L	ND	0.0050	0.00047	09/03/24 15:45	
Beryllium	mg/L	ND	0.00050	0.000094	09/03/24 15:45	
Boron	mg/L	ND	0.040	0.012	09/03/24 15:45	
Cadmium	mg/L	ND	0.00050	0.00010	09/03/24 15:45	
Chromium	mg/L	ND	0.0050	0.0019	09/03/24 15:45	
Cobalt	mg/L	ND	0.0050	0.00032	09/03/24 15:45	
Lead	mg/L	ND	0.0010	0.00016	09/03/24 15:45	
Lithium	mg/L	ND	0.030	0.0016	09/03/24 15:45	
Molybdenum	mg/L	ND	0.010	0.00062	09/03/24 15:45	
Selenium	mg/L	ND	0.0050	0.00096	09/03/24 15:45	
Thallium	mg/L	ND	0.0010	0.00038	09/03/24 15:45	

LABORATORY CONTROL SAMPLE: 4526092

Parameter	Units	Spike Conc.	LCS Result	LCS % Rec	% Rec Limits	Qualifiers
Antimony	mg/L	0.1	0.10	102	80-120	
Arsenic	mg/L	0.1	0.097	97	80-120	
Barium	mg/L	0.1	0.10	102	80-120	
Beryllium	mg/L	0.1	0.10	101	80-120	
Boron	mg/L	1	0.98	98	80-120	
Cadmium	mg/L	0.1	0.10	101	80-120	
Chromium	mg/L	0.1	0.10	101	80-120	
Cobalt	mg/L	0.1	0.10	101	80-120	
Lead	mg/L	0.1	0.10	101	80-120	
Lithium	mg/L	0.1	0.10	101	80-120	
Molybdenum	mg/L	0.1	0.10	104	80-120	
Selenium	mg/L	0.1	0.10	100	80-120	
Thallium	mg/L	0.1	0.099	99	80-120	

Results presented on this page are in the units indicated by the "Units" column except where an alternate unit is presented to the right of the result.

REPORT OF LABORATORY ANALYSIS

This report shall not be reproduced, except in full,
without the written consent of Pace Analytical Services, LLC.

Pace Analytical Services, LLC
9800 Kincey Ave. Suite 100
Huntersville, NC 28078
(704)875-9092

QUALITY CONTROL DATA

Project: Plant Bowen AP-1
Pace Project No.: 92748202

MATRIX SPIKE & MATRIX SPIKE DUPLICATE: 4526093 4526094

Parameter	Units	92748202041 Result	MS Spike Conc.	MSD Spike Conc.	MS Result	MSD Result	MS % Rec	MSD % Rec	% Rec Limits	RPD	Max RPD	Qual
Antimony	mg/L	ND	0.1	0.1	0.099	0.10	99	101	75-125	2	20	
Arsenic	mg/L	ND	0.1	0.1	0.10	0.098	100	98	75-125	2	20	
Barium	mg/L	0.019	0.1	0.1	0.12	0.12	99	101	75-125	1	20	
Beryllium	mg/L	ND	0.1	0.1	0.099	0.10	99	100	75-125	1	20	
Boron	mg/L	0.45	1	1	1.5	1.5	101	104	75-125	2	20	
Cadmium	mg/L	ND	0.1	0.1	0.099	0.10	99	101	75-125	2	20	
Chromium	mg/L	ND	0.1	0.1	0.10	0.10	99	101	75-125	2	20	
Cobalt	mg/L	0.00042J	0.1	0.1	0.098	0.10	98	100	75-125	2	20	
Lead	mg/L	ND	0.1	0.1	0.095	0.096	95	96	75-125	1	20	
Lithium	mg/L	ND	0.1	0.1	0.10	0.10	99	101	75-125	2	20	
Molybdenum	mg/L	0.0058J	0.1	0.1	0.11	0.11	100	104	75-125	4	20	
Selenium	mg/L	0.0022J	0.1	0.1	0.10	0.098	99	96	75-125	3	20	
Thallium	mg/L	0.00039J	0.1	0.1	0.094	0.098	93	97	75-125	4	20	

Results presented on this page are in the units indicated by the "Units" column except where an alternate unit is presented to the right of the result.

REPORT OF LABORATORY ANALYSIS

This report shall not be reproduced, except in full,
without the written consent of Pace Analytical Services, LLC.

Pace Analytical Services, LLC
9800 Kincey Ave. Suite 100
Huntersville, NC 28078
(704)875-9092

QUALITY CONTROL DATA

Project: Plant Bowen AP-1
Pace Project No.: 92748202

QC Batch: 878901
QC Batch Method: EPA 3005A
Analysis Method: EPA 6020B
Analysis Description: 6020 MET
Laboratory: Pace Analytical Services - Peachtree Corners, GA
Associated Lab Samples: 92748202022, 92748202023, 92748202056

METHOD BLANK: 4526760 Matrix: Water
Associated Lab Samples: 92748202022, 92748202023, 92748202056

Parameter	Units	Blank Result	Reporting Limit	MDL	Analyzed	Qualifiers
Antimony	mg/L	ND	0.0030	0.00054	09/05/24 18:28	
Arsenic	mg/L	ND	0.0050	0.00084	09/05/24 18:28	
Barium	mg/L	ND	0.0050	0.00047	09/05/24 18:28	
Beryllium	mg/L	ND	0.00050	0.000094	09/05/24 18:28	
Boron	mg/L	ND	0.040	0.012	09/05/24 18:28	
Cadmium	mg/L	ND	0.00050	0.00010	09/05/24 18:28	
Chromium	mg/L	ND	0.0050	0.0019	09/05/24 18:28	
Cobalt	mg/L	ND	0.0050	0.00032	09/05/24 18:28	
Lead	mg/L	ND	0.0010	0.00016	09/05/24 18:28	
Lithium	mg/L	ND	0.030	0.0016	09/05/24 18:28	
Molybdenum	mg/L	ND	0.010	0.00062	09/05/24 18:28	
Selenium	mg/L	ND	0.0050	0.00096	09/05/24 18:28	
Thallium	mg/L	ND	0.0010	0.00038	09/05/24 18:28	

LABORATORY CONTROL SAMPLE: 4526763

Parameter	Units	Spike Conc.	LCS Result	LCS % Rec	% Rec Limits	Qualifiers
Antimony	mg/L	0.1	0.099	99	80-120	
Arsenic	mg/L	0.1	0.097	97	80-120	
Barium	mg/L	0.1	0.098	98	80-120	
Beryllium	mg/L	0.1	0.10	100	80-120	
Boron	mg/L	1	0.98	98	80-120	
Cadmium	mg/L	0.1	0.10	100	80-120	
Chromium	mg/L	0.1	0.099	99	80-120	
Cobalt	mg/L	0.1	0.10	100	80-120	
Lead	mg/L	0.1	0.099	99	80-120	
Lithium	mg/L	0.1	0.10	101	80-120	
Molybdenum	mg/L	0.1	0.10	100	80-120	
Selenium	mg/L	0.1	0.098	98	80-120	
Thallium	mg/L	0.1	0.097	97	80-120	

MATRIX SPIKE & MATRIX SPIKE DUPLICATE: 4526764 4526765

Parameter	Units	92748202022 Result	MS Spike Conc.	MSD Spike Conc.	MS Result	MSD Result	MS % Rec	MSD % Rec	% Rec Limits	RPD	Max RPD	Qual
Antimony	mg/L	ND	0.1	0.1	0.097	0.097	97	97	75-125	1	20	
Arsenic	mg/L	ND	0.1	0.1	0.099	0.099	98	99	75-125	0	20	

Results presented on this page are in the units indicated by the "Units" column except where an alternate unit is presented to the right of the result.

REPORT OF LABORATORY ANALYSIS

This report shall not be reproduced, except in full,
without the written consent of Pace Analytical Services, LLC.

Pace Analytical Services, LLC
9800 Kincey Ave. Suite 100
Huntersville, NC 28078
(704)875-9092

QUALITY CONTROL DATA

Project: Plant Bowen AP-1
Pace Project No.: 92748202

MATRIX SPIKE & MATRIX SPIKE DUPLICATE: 4526764 4526765

Parameter	Units	92748202022 Result	MS Spike Conc.	MSD Spike Conc.	MS Result	MSD Result	MS % Rec	MSD % Rec	% Rec Limits	RPD	Max RPD	Qual
Barium	mg/L	0.022	0.1	0.1	0.12	0.12	100	101	75-125	1	20	
Beryllium	mg/L	ND	0.1	0.1	0.096	0.097	96	97	75-125	0	20	
Boron	mg/L	0.028J	1	1	0.96	0.96	94	93	75-125	0	20	
Cadmium	mg/L	ND	0.1	0.1	0.10	0.10	100	100	75-125	0	20	
Chromium	mg/L	ND	0.1	0.1	0.099	0.098	98	98	75-125	0	20	
Cobalt	mg/L	0.0096	0.1	0.1	0.11	0.11	98	98	75-125	1	20	
Lead	mg/L	ND	0.1	0.1	0.095	0.095	95	95	75-125	1	20	
Lithium	mg/L	ND	0.1	0.1	0.096	0.097	96	97	75-125	1	20	
Molybdenum	mg/L	0.0046J	0.1	0.1	0.10	0.10	99	99	75-125	0	20	
Selenium	mg/L	ND	0.1	0.1	0.099	0.098	99	98	75-125	1	20	
Thallium	mg/L	ND	0.1	0.1	0.095	0.095	94	95	75-125	0	20	

Results presented on this page are in the units indicated by the "Units" column except where an alternate unit is presented to the right of the result.

REPORT OF LABORATORY ANALYSIS

This report shall not be reproduced, except in full,
without the written consent of Pace Analytical Services, LLC.

Pace Analytical Services, LLC
9800 Kincey Ave. Suite 100
Huntersville, NC 28078
(704)875-9092

QUALITY CONTROL DATA

Project: Plant Bowen AP-1
Pace Project No.: 92748202

QC Batch: 886170
QC Batch Method: EPA 3005A
Analysis Method: EPA 6020B
Analysis Description: 6020 MET
Laboratory: Pace Analytical Services - Peachtree Corners, GA
Associated Lab Samples: 92748202025, 92748202034

METHOD BLANK: 4563130 Matrix: Water
Associated Lab Samples: 92748202025, 92748202034

Parameter	Units	Blank Result	Reporting Limit	MDL	Analyzed	Qualifiers
Arsenic	mg/L	ND	0.0050	0.00084	10/01/24 15:55	

LABORATORY CONTROL SAMPLE: 4563131

Parameter	Units	Spike Conc.	LCS Result	LCS % Rec	% Rec Limits	Qualifiers
Arsenic	mg/L	0.1	0.096	96	80-120	

MATRIX SPIKE & MATRIX SPIKE DUPLICATE: 4563132 4563133

Parameter	Units	92748202025 Result	MS Spike Conc.	MSD Spike Conc.	MS Result	MSD Result	MS % Rec	MSD % Rec	% Rec Limits	RPD	Max RPD	Qual
Arsenic	mg/L	0.011	0.1	0.1	0.11	0.11	103	104	75-125	1	20	

Results presented on this page are in the units indicated by the "Units" column except where an alternate unit is presented to the right of the result.

REPORT OF LABORATORY ANALYSIS

This report shall not be reproduced, except in full,
without the written consent of Pace Analytical Services, LLC.

Pace Analytical Services, LLC
9800 Kincey Ave. Suite 100
Huntersville, NC 28078
(704)875-9092

QUALITY CONTROL DATA

Project: Plant Bowen AP-1
Pace Project No.: 92748202

QC Batch: 881316 — Analysis Method: EPA 7470A
QC Batch Method: EPA 7470A — Analysis Description: 7470 Mercury
Laboratory: Pace Analytical Services - Peachtree Corners, GA

Associated Lab Samples: 92748202001, 92748202002, 92748202003, 92748202004, 92748202005, 92748202006, 92748202007, 92748202008, 92748202009, 92748202010, 92748202011, 92748202012, 92748202013, 92748202014, 92748202015, 92748202016, 92748202017, 92748202018, 92748202019, 92748202020

METHOD BLANK: 4538659 — Matrix: Water

Associated Lab Samples: 92748202001, 92748202002, 92748202003, 92748202004, 92748202005, 92748202006, 92748202007, 92748202008, 92748202009, 92748202010, 92748202011, 92748202012, 92748202013, 92748202014, 92748202015, 92748202016, 92748202017, 92748202018, 92748202019, 92748202020

Parameter	Units	Blank Result	Reporting Limit	MDL	Analyzed	Qualifiers
Mercury	mg/L	ND	0.00020	0.00013	09/10/24 12:41	

LABORATORY CONTROL SAMPLE: 4538660

Parameter	Units	Spike Conc.	LCS Result	LCS % Rec	% Rec Limits	Qualifiers
Mercury	mg/L	0.0025	0.0023	91	80-120	

MATRIX SPIKE & MATRIX SPIKE DUPLICATE: 4538661 4538662

Parameter	Units	92748202002 Result	MS Spike Conc.	MSD Spike Conc.	MS Result	MSD Result	MS % Rec	MSD % Rec	% Rec Limits	RPD	Max RPD	Qual
Mercury	mg/L	ND	0.0025	0.0025	0.0019	0.0021	75	83	75-125	10	20	

Results presented on this page are in the units indicated by the "Units" column except where an alternate unit is presented to the right of the result.

REPORT OF LABORATORY ANALYSIS

This report shall not be reproduced, except in full,
without the written consent of Pace Analytical Services, LLC.

Pace Analytical Services, LLC
9800 Kincey Ave. Suite 100
Huntersville, NC 28078
(704)875-9092

QUALITY CONTROL DATA

Project: Plant Bowen AP-1
Pace Project No.: 92748202

QC Batch: 881542 — Analysis Method: EPA 7470A
QC Batch Method: EPA 7470A — Analysis Description: 7470 Mercury
Laboratory: Pace Analytical Services - Peachtree Corners, GA

Associated Lab Samples: 92748202021, 92748202024, 92748202025, 92748202026, 92748202027, 92748202028, 92748202029, 92748202030, 92748202031, 92748202032, 92748202033, 92748202034, 92748202035, 92748202036, 92748202037, 92748202038, 92748202039, 92748202040, 92748202041, 92748202042

METHOD BLANK: 4539696 — Matrix: Water

Associated Lab Samples: 92748202021, 92748202024, 92748202025, 92748202026, 92748202027, 92748202028, 92748202029, 92748202030, 92748202031, 92748202032, 92748202033, 92748202034, 92748202035, 92748202036, 92748202037, 92748202038, 92748202039, 92748202040, 92748202041, 92748202042

Parameter	Units	Blank Result	Reporting Limit	MDL	Analyzed	Qualifiers
Mercury	mg/L	ND	0.00020	0.00013	09/10/24 15:28	

LABORATORY CONTROL SAMPLE: 4539697

Parameter	Units	Spike Conc.	LCS Result	LCS % Rec	% Rec Limits	Qualifiers
Mercury	mg/L	0.0025	0.0024	96	80-120	

MATRIX SPIKE & MATRIX SPIKE DUPLICATE: 4539698 4539699

Parameter	Units	92748202021 Result	MS Spike Conc.	MSD Spike Conc.	MS Result	MSD Result	MS % Rec	MSD % Rec	% Rec Limits	RPD	Max RPD	Qual
Mercury	mg/L	ND	0.0025	0.0025	0.0023	0.0022	93	88	75-125	5	20	

Results presented on this page are in the units indicated by the "Units" column except where an alternate unit is presented to the right of the result.

REPORT OF LABORATORY ANALYSIS

This report shall not be reproduced, except in full,
without the written consent of Pace Analytical Services, LLC.

Pace Analytical Services, LLC
9800 Kincey Ave. Suite 100
Huntersville, NC 28078
(704)875-9092

QUALITY CONTROL DATA

Project: Plant Bowen AP-1
Pace Project No.: 92748202

QC Batch: 881545
QC Batch Method: EPA 7470A
Analysis Method: EPA 7470A
Analysis Description: 7470 Mercury
Laboratory: Pace Analytical Services - Peachtree Corners, GA
Associated Lab Samples: 92748202022, 92748202023, 92748202043, 92748202044, 92748202045, 92748202046, 92748202047, 92748202048, 92748202049, 92748202050, 92748202051, 92748202052, 92748202053, 92748202054, 92748202055, 92748202056

METHOD BLANK: 4539726 Matrix: Water
Associated Lab Samples: 92748202022, 92748202023, 92748202043, 92748202044, 92748202045, 92748202046, 92748202047, 92748202048, 92748202049, 92748202050, 92748202051, 92748202052, 92748202053, 92748202054, 92748202055, 92748202056

Parameter	Units	Blank Result	Reporting Limit	MDL	Analyzed	Qualifiers
Mercury	mg/L	ND	0.00020	0.00013	09/11/24 08:16	

LABORATORY CONTROL SAMPLE: 4539727

Parameter	Units	Spike Conc.	LCS Result	LCS % Rec	% Rec Limits	Qualifiers
Mercury	mg/L	0.0025	0.0023	92	80-120	

MATRIX SPIKE & MATRIX SPIKE DUPLICATE: 4539728 4539729

Parameter	Units	92748202043 Result	MS Spike Conc.	MSD Spike Conc.	MS Result	MSD Result	MS % Rec	MSD % Rec	% Rec Limits	RPD	Max RPD	Qual
Mercury	mg/L	ND	0.0025	0.0025	0.0023	0.0025	94	98	75-125	5	20	

Results presented on this page are in the units indicated by the "Units" column except where an alternate unit is presented to the right of the result.

REPORT OF LABORATORY ANALYSIS

This report shall not be reproduced, except in full,
without the written consent of Pace Analytical Services, LLC.

Pace Analytical Services, LLC
9800 Kincey Ave. Suite 100
Huntersville, NC 28078
(704)875-9092

QUALITY CONTROL DATA

Project: Plant Bowen AP-1
Pace Project No.: 92748202

QC Batch: 878227 | Analysis Method: SM 2540C-2015
QC Batch Method: SM 2540C-2015 | Analysis Description: 2540C Total Dissolved Solids
Laboratory: Pace Analytical Services - Peachtree Corners, GA
Associated Lab Samples: 92748202012, 92748202013, 92748202014, 92748202015, 92748202016, 92748202017, 92748202018, 92748202019, 92748202020, 92748202021

METHOD BLANK: 4523487 Matrix: Water
Associated Lab Samples: 92748202012, 92748202013, 92748202014, 92748202015, 92748202016, 92748202017, 92748202018, 92748202019, 92748202020, 92748202021

Parameter	Units	Blank Result	Reporting Limit	MDL	Analyzed	Qualifiers
Total Dissolved Solids	mg/L	ND	25.0	25.0	08/26/24 13:05	

LABORATORY CONTROL SAMPLE: 4523488

Parameter	Units	Spike Conc.	LCS Result	LCS % Rec	% Rec Limits	Qualifiers
Total Dissolved Solids	mg/L	400	422	106	80-120	

SAMPLE DUPLICATE: 4523489

Parameter	Units	92748202012 Result	Dup Result	RPD	Max RPD	Qualifiers
Total Dissolved Solids	mg/L	463	460	1	10	

SAMPLE DUPLICATE: 4523490

Parameter	Units	92749160001 Result	Dup Result	RPD	Max RPD	Qualifiers
Total Dissolved Solids	mg/L	320	332	4	10	

Results presented on this page are in the units indicated by the "Units" column except where an alternate unit is presented to the right of the result.

REPORT OF LABORATORY ANALYSIS

This report shall not be reproduced, except in full,
without the written consent of Pace Analytical Services, LLC.

Pace Analytical Services, LLC
9800 Kincey Ave. Suite 100
Huntersville, NC 28078
(704)875-9092

QUALITY CONTROL DATA

Project: Plant Bowen AP-1
Pace Project No.: 92748202

QC Batch: 879164
QC Batch Method: SM 2540C-2015
Analysis Method: SM 2540C-2015
Analysis Description: 2540C Total Dissolved Solids
Laboratory: Pace Analytical Services - Peachtree Corners, GA
Associated Lab Samples: 92748202056

METHOD BLANK: 4527897 Matrix: Water
Associated Lab Samples: 92748202056

Parameter	Units	Blank Result	Reporting Limit	MDL	Analyzed	Qualifiers
Total Dissolved Solids	mg/L	ND	25.0	25.0	08/29/24 10:56	

LABORATORY CONTROL SAMPLE: 4527898

Parameter	Units	Spike Conc.	LCS Result	LCS % Rec	% Rec Limits	Qualifiers
Total Dissolved Solids	mg/L	400	424	106	80-120	

SAMPLE DUPLICATE: 4527899

Parameter	Units	92749173009 Result	Dup Result	RPD	Max RPD	Qualifiers
Total Dissolved Solids	mg/L	415	432	4	10	

SAMPLE DUPLICATE: 4527900

Parameter	Units	92749777003 Result	Dup Result	RPD	Max RPD	Qualifiers
Total Dissolved Solids	mg/L	81.0	84.0	4	10	

Results presented on this page are in the units indicated by the "Units" column except where an alternate unit is presented to the right of the result.

REPORT OF LABORATORY ANALYSIS

This report shall not be reproduced, except in full,
without the written consent of Pace Analytical Services, LLC.

Pace Analytical Services, LLC
9800 Kincey Ave. Suite 100
Huntersville, NC 28078
(704)875-9092

QUALITY CONTROL DATA

Project: Plant Bowen AP-1
Pace Project No.: 92748202

QC Batch: 876805 | Analysis Method: SM 2540C-2015
QC Batch Method: SM 2540C-2015 | Analysis Description: 2540C Total Dissolved Solids
Laboratory: Pace Analytical Services - Asheville
Associated Lab Samples: 92748202001, 92748202002, 92748202003, 92748202004, 92748202005, 92748202006, 92748202007

METHOD BLANK: 4516264 Matrix: Water
Associated Lab Samples: 92748202001, 92748202002, 92748202003, 92748202004, 92748202005, 92748202006, 92748202007

Parameter	Units	Blank Result	Reporting Limit	MDL	Analyzed	Qualifiers
Total Dissolved Solids	mg/L	ND	25.0	25.0	08/21/24 09:04	

LABORATORY CONTROL SAMPLE: 4516265

Parameter	Units	Spike Conc.	LCS Result	LCS % Rec	% Rec Limits	Qualifiers
Total Dissolved Solids	mg/L	250	234	94	90-110	

SAMPLE DUPLICATE: 4516266

Parameter	Units	92748166002 Result	Dup Result	RPD	Max RPD	Qualifiers
Total Dissolved Solids	mg/L	169	166	2	25	

SAMPLE DUPLICATE: 4516267

Parameter	Units	92748202003 Result	Dup Result	RPD	Max RPD	Qualifiers
Total Dissolved Solids	mg/L	295	303	3	25	

Results presented on this page are in the units indicated by the "Units" column except where an alternate unit is presented to the right of the result.

REPORT OF LABORATORY ANALYSIS

This report shall not be reproduced, except in full,
without the written consent of Pace Analytical Services, LLC.

Pace Analytical Services, LLC
9800 Kincey Ave. Suite 100
Huntersville, NC 28078
(704)875-9092

QUALITY CONTROL DATA

Project: Plant Bowen AP-1
Pace Project No.: 92748202

QC Batch: 877725 | Analysis Method: SM 2540C-2015
QC Batch Method: SM 2540C-2015 | Analysis Description: 2540C Total Dissolved Solids
Laboratory: Pace Analytical Services - Asheville
Associated Lab Samples: 92748202008, 92748202009, 92748202010, 92748202011

METHOD BLANK: 4521350 Matrix: Water
Associated Lab Samples: 92748202008, 92748202009, 92748202010, 92748202011

Parameter	Units	Blank Result	Reporting Limit	MDL	Analyzed	Qualifiers
Total Dissolved Solids	mg/L	ND	25.0	25.0	08/23/24 11:14	

LABORATORY CONTROL SAMPLE: 4521351

Parameter	Units	Spike Conc.	LCS Result	LCS % Rec	% Rec Limits	Qualifiers
Total Dissolved Solids	mg/L	250	234	94	90-110	

SAMPLE DUPLICATE: 4521353

Parameter	Units	92748540021 Result	Dup Result	RPD	Max RPD	Qualifiers
Total Dissolved Solids	mg/L	349	355	2	25	

SAMPLE DUPLICATE: 4521473

Parameter	Units	92748540015 Result	Dup Result	RPD	Max RPD	Qualifiers
Total Dissolved Solids	mg/L	198	198	0	25	

Results presented on this page are in the units indicated by the "Units" column except where an alternate unit is presented to the right of the result.

REPORT OF LABORATORY ANALYSIS

This report shall not be reproduced, except in full,
without the written consent of Pace Analytical Services, LLC.

Pace Analytical Services, LLC
9800 Kincey Ave. Suite 100
Huntersville, NC 28078
(704)875-9092

QUALITY CONTROL DATA

Project: Plant Bowen AP-1
Pace Project No.: 92748202

QC Batch: 878131 | Analysis Method: SM 2540C-2015
QC Batch Method: SM 2540C-2015 | Analysis Description: 2540C Total Dissolved Solids
Laboratory: Pace Analytical Services - Asheville
Associated Lab Samples: 92748202033, 92748202034, 92748202035, 92748202036, 92748202037, 92748202038, 92748202039, 92748202040, 92748202041, 92748202042, 92748202043, 92748202044

METHOD BLANK: 4523221 Matrix: Water
Associated Lab Samples: 92748202033, 92748202034, 92748202035, 92748202036, 92748202037, 92748202038, 92748202039, 92748202040, 92748202041, 92748202042, 92748202043, 92748202044

Parameter	Units	Blank Result	Reporting Limit	MDL	Analyzed	Qualifiers
Total Dissolved Solids	mg/L	ND	25.0	25.0	08/26/24 11:08	

LABORATORY CONTROL SAMPLE: 4523222

Parameter	Units	Spike Conc.	LCS Result	LCS % Rec	% Rec Limits	Qualifiers
Total Dissolved Solids	mg/L	250	260	104	90-110	

SAMPLE DUPLICATE: 4523223

Parameter	Units	92748775004 Result	Dup Result	RPD	Max RPD	Qualifiers
Total Dissolved Solids	mg/L	132	128	3	25	

SAMPLE DUPLICATE: 4523224

Parameter	Units	92748202035 Result	Dup Result	RPD	Max RPD	Qualifiers
Total Dissolved Solids	mg/L	332	336	1	25	

Results presented on this page are in the units indicated by the "Units" column except where an alternate unit is presented to the right of the result.

REPORT OF LABORATORY ANALYSIS

This report shall not be reproduced, except in full,
without the written consent of Pace Analytical Services, LLC.

Pace Analytical Services, LLC
9800 Kincey Ave. Suite 100
Huntersville, NC 28078
(704)875-9092

QUALITY CONTROL DATA

Project: Plant Bowen AP-1
Pace Project No.: 92748202

QC Batch: 878602
QC Batch Method: SM 2540C-2015
Analysis Method: SM 2540C-2015
Analysis Description: 2540C Total Dissolved Solids
Laboratory: Pace Analytical Services - Asheville
Associated Lab Samples: 92748202045, 92748202046, 92748202047, 92748202048, 92748202049, 92748202050, 92748202051, 92748202052, 92748202053, 92748202054, 92748202055

METHOD BLANK: 4525323 Matrix: Water
Associated Lab Samples: 92748202045, 92748202046, 92748202047, 92748202048, 92748202049, 92748202050, 92748202051, 92748202052, 92748202053, 92748202054, 92748202055

Parameter	Units	Blank Result	Reporting Limit	MDL	Analyzed	Qualifiers
Total Dissolved Solids	mg/L	ND	2.5	2.5	08/28/24 10:09	

LABORATORY CONTROL SAMPLE: 4525324

Parameter	Units	Spike Conc.	LCS Result	LCS % Rec	% Rec Limits	Qualifiers
Total Dissolved Solids	mg/L	250	234	94	90-110	

SAMPLE DUPLICATE: 4525325

Parameter	Units	92749150001 Result	Dup Result	RPD	Max RPD	Qualifiers
Total Dissolved Solids	mg/L	348	326	6	25	

SAMPLE DUPLICATE: 4525326

Parameter	Units	92748202046 Result	Dup Result	RPD	Max RPD	Qualifiers
Total Dissolved Solids	mg/L	105	107	2	25	

Results presented on this page are in the units indicated by the "Units" column except where an alternate unit is presented to the right of the result.

REPORT OF LABORATORY ANALYSIS

This report shall not be reproduced, except in full,
without the written consent of Pace Analytical Services, LLC.

Pace Analytical Services, LLC
9800 Kincey Ave. Suite 100
Huntersville, NC 28078
(704)875-9092

QUALITY CONTROL DATA

Project: Plant Bowen AP-1
Pace Project No.: 92748202

QC Batch: 878603 | Analysis Method: SM 2540C-2015
QC Batch Method: SM 2540C-2015 | Analysis Description: 2540C Total Dissolved Solids
Laboratory: Pace Analytical Services - Asheville
Associated Lab Samples: 92748202022, 92748202023, 92748202024, 92748202025, 92748202026, 92748202027, 92748202028, 92748202029, 92748202030, 92748202031, 92748202032

METHOD BLANK: 4525328 Matrix: Water
Associated Lab Samples: 92748202022, 92748202023, 92748202024, 92748202025, 92748202026, 92748202027, 92748202028, 92748202029, 92748202030, 92748202031, 92748202032

Parameter	Units	Blank Result	Reporting Limit	MDL	Analyzed	Qualifiers
Total Dissolved Solids	mg/L	ND	25.0	25.0	08/28/24 10:15	

LABORATORY CONTROL SAMPLE: 4525329

Parameter	Units	Spike Conc.	LCS Result	LCS % Rec	% Rec Limits	Qualifiers
Total Dissolved Solids	mg/L	250	244	98	90-110	

SAMPLE DUPLICATE: 4525330

Parameter	Units	92749461005 Result	Dup Result	RPD	Max RPD	Qualifiers
Total Dissolved Solids	mg/L	420	419	0	25	

SAMPLE DUPLICATE: 4525331

Parameter	Units	92748202024 Result	Dup Result	RPD	Max RPD	Qualifiers
Total Dissolved Solids	mg/L	344	425	21	25	

Results presented on this page are in the units indicated by the "Units" column except where an alternate unit is presented to the right of the result.

REPORT OF LABORATORY ANALYSIS

This report shall not be reproduced, except in full,
without the written consent of Pace Analytical Services, LLC.

Pace Analytical Services, LLC
9800 Kincey Ave. Suite 100
Huntersville, NC 28078
(704)875-9092

QUALITY CONTROL DATA

Project: Plant Bowen AP-1
Pace Project No.: 92748202

QC Batch: 876405
QC Batch Method: EPA 300.0 Rev 2.1 1993
Analysis Method: EPA 300.0 Rev 2.1 1993
Analysis Description: 300.0 IC Anions
Laboratory: Pace Analytical Services - Asheville
Associated Lab Samples: 92748202001, 92748202002, 92748202003, 92748202004, 92748202005, 92748202006, 92748202007

METHOD BLANK: 4514713 Matrix: Water
Associated Lab Samples: 92748202001, 92748202002, 92748202003, 92748202004, 92748202005, 92748202006, 92748202007

Parameter	Units	Blank Result	Reporting Limit	MDL	Analyzed	Qualifiers
Chloride	mg/L	ND	1.0	0.60	08/17/24 20:46	
Fluoride	mg/L	ND	0.10	0.050	08/17/24 20:46	
Sulfate	mg/L	ND	1.0	0.50	08/17/24 20:46	

LABORATORY CONTROL SAMPLE: 4514714

Parameter	Units	Spike Conc.	LCS Result	LCS % Rec	% Rec Limits	Qualifiers
Chloride	mg/L	50	49.6	99	90-110	
Fluoride	mg/L	2.5	2.4	95	90-110	
Sulfate	mg/L	50	49.5	99	90-110	

MATRIX SPIKE & MATRIX SPIKE DUPLICATE: 4514715 4514716

Parameter	Units	92748166002 Result	MS Spike Conc.	MSD Spike Conc.	MS Result	MSD Result	MS % Rec	MSD % Rec	% Rec Limits	RPD	Max RPD	Qual
Chloride	mg/L	2.0	50	50	51.9	52.4	100	101	90-110	1	10	
Fluoride	mg/L	0.18	2.5	2.5	2.5	2.6	93	95	90-110	2	10	
Sulfate	mg/L	9.6	50	50	59.7	60.3	100	101	90-110	1	10	

MATRIX SPIKE & MATRIX SPIKE DUPLICATE: 4514717 4514718

Parameter	Units	92748202003 Result	MS Spike Conc.	MSD Spike Conc.	MS Result	MSD Result	MS % Rec	MSD % Rec	% Rec Limits	RPD	Max RPD	Qual
Chloride	mg/L	7.9	50	50	58.0	58.4	100	101	90-110	1	10	
Fluoride	mg/L	ND	2.5	2.5	2.3	2.3	90	91	90-110	1	10	
Sulfate	mg/L	17.3	50	50	67.2	67.5	100	101	90-110	1	10	

Results presented on this page are in the units indicated by the "Units" column except where an alternate unit is presented to the right of the result.

REPORT OF LABORATORY ANALYSIS

This report shall not be reproduced, except in full,
without the written consent of Pace Analytical Services, LLC.

Pace Analytical Services, LLC
9800 Kincey Ave. Suite 100
Huntersville, NC 28078
(704)875-9092

QUALITY CONTROL DATA

Project: Plant Bowen AP-1
Pace Project No.: 92748202

QC Batch: 876989
QC Batch Method: EPA 300.0 Rev 2.1 1993
Analysis Method: EPA 300.0 Rev 2.1 1993
Analysis Description: 300.0 IC Anions
Laboratory: Pace Analytical Services - Asheville
Associated Lab Samples: 92748202008, 92748202009, 92748202010, 92748202011, 92748202012, 92748202013, 92748202014, 92748202015, 92748202016, 92748202017, 92748202018, 92748202019, 92748202020, 92748202021

METHOD BLANK: 4517372 Matrix: Water
Associated Lab Samples: 92748202008, 92748202009, 92748202010, 92748202011, 92748202012, 92748202013, 92748202014, 92748202015, 92748202016, 92748202017, 92748202018, 92748202019, 92748202020, 92748202021

Parameter	Units	Blank Result	Reporting Limit	MDL	Analyzed	Qualifiers
Chloride	mg/L	ND	1.0	0.60	08/20/24 21:37	
Fluoride	mg/L	ND	0.10	0.050	08/20/24 21:37	
Sulfate	mg/L	ND	1.0	0.50	08/20/24 21:37	

LABORATORY CONTROL SAMPLE: 4517373

Parameter	Units	Spike Conc.	LCS Result	LCS % Rec	% Rec Limits	Qualifiers
Chloride	mg/L	50	49.7	99	90-110	
Fluoride	mg/L	2.5	2.4	97	90-110	
Sulfate	mg/L	50	49.8	100	90-110	

MATRIX SPIKE & MATRIX SPIKE DUPLICATE: 4517374 4517375

Parameter	Units	92748629001 Result	MS Spike Conc.	MSD Spike Conc.	MS Result	MSD Result	MS % Rec	MSD % Rec	% Rec Limits	RPD	Max RPD	Qual
Chloride	mg/L	22.7	50	50	72.6	73.0	100	101	90-110	1	10	
Fluoride	mg/L	1.6	2.5	2.5	4.5	4.5	115	117	90-110	1	10	M1
Sulfate	mg/L	177	50	50	216	216	78	77	90-110	0	10	M1

MATRIX SPIKE & MATRIX SPIKE DUPLICATE: 4517376 4517377

Parameter	Units	92748202015 Result	MS Spike Conc.	MSD Spike Conc.	MS Result	MSD Result	MS % Rec	MSD % Rec	% Rec Limits	RPD	Max RPD	Qual
Chloride	mg/L	41.7	50	50	90.4	91.1	97	99	90-110	1	10	
Fluoride	mg/L	0.14	2.5	2.5	2.5	2.6	95	97	90-110	2	10	
Sulfate	mg/L	138	50	50	179	179	82	81	90-110	0	10	M1

Results presented on this page are in the units indicated by the "Units" column except where an alternate unit is presented to the right of the result.

REPORT OF LABORATORY ANALYSIS

This report shall not be reproduced, except in full,
without the written consent of Pace Analytical Services, LLC.

Pace Analytical Services, LLC
9800 Kincey Ave. Suite 100
Huntersville, NC 28078
(704)875-9092

QUALITY CONTROL DATA

Project: Plant Bowen AP-1
Pace Project No.: 92748202

QC Batch: 878140
QC Batch Method: EPA 300.0 Rev 2.1 1993
Analysis Method: EPA 300.0 Rev 2.1 1993
Analysis Description: 300.0 IC Anions
Laboratory: Pace Analytical Services - Asheville
Associated Lab Samples: 92748202024, 92748202025, 92748202026, 92748202027, 92748202028, 92748202029, 92748202030, 92748202031, 92748202032, 92748202033, 92748202034, 92748202035, 92748202036, 92748202037, 92748202038, 92748202039, 92748202040

METHOD BLANK: 4523254 Matrix: Water
Associated Lab Samples: 92748202024, 92748202025, 92748202026, 92748202027, 92748202028, 92748202029, 92748202030, 92748202031, 92748202032, 92748202033, 92748202034, 92748202035, 92748202036, 92748202037, 92748202038, 92748202039, 92748202040

Parameter	Units	Blank Result	Reporting Limit	MDL	Analyzed	Qualifiers
Chloride	mg/L	ND	1.0	0.60	08/25/24 22:07	
Fluoride	mg/L	ND	0.10	0.050	08/25/24 22:07	
Sulfate	mg/L	ND	1.0	0.50	08/25/24 22:07	

LABORATORY CONTROL SAMPLE: 4523255

Parameter	Units	Spike Conc.	LCS Result	LCS % Rec	% Rec Limits	Qualifiers
Chloride	mg/L	50	48.5	97	90-110	
Fluoride	mg/L	2.5	2.4	97	90-110	
Sulfate	mg/L	50	48.6	97	90-110	

MATRIX SPIKE & MATRIX SPIKE DUPLICATE: 4523256 4523257

Parameter	Units	92749413001 Result	MS Spike Conc.	MSD Spike Conc.	MS Result	MSD Result	MS % Rec	MSD % Rec	% Rec Limits	RPD	Max RPD	Qual
Chloride	mg/L	2.5	50	50	52.5	53.4	100	102	90-110	2	10	
Fluoride	mg/L	0.052J	2.5	2.5	3.1	3.1	122	122	90-110	0	10	M1
Sulfate	mg/L	27.2	50	50	76.6	77.4	99	100	90-110	1	10	

MATRIX SPIKE & MATRIX SPIKE DUPLICATE: 4523258 4523259

Parameter	Units	92748202031 Result	MS Spike Conc.	MSD Spike Conc.	MS Result	MSD Result	MS % Rec	MSD % Rec	% Rec Limits	RPD	Max RPD	Qual
Chloride	mg/L	ND	50	50	50.1	51.1	100	102	90-110	2	10	
Fluoride	mg/L	ND	2.5	2.5	2.5	2.5	97	97	90-110	0	10	
Sulfate	mg/L	ND	50	50	50.0	51.0	99	101	90-110	2	10	

Results presented on this page are in the units indicated by the "Units" column except where an alternate unit is presented to the right of the result.

REPORT OF LABORATORY ANALYSIS

This report shall not be reproduced, except in full,
without the written consent of Pace Analytical Services, LLC.

Pace Analytical Services, LLC
9800 Kincey Ave. Suite 100
Huntersville, NC 28078
(704)875-9092

QUALITY CONTROL DATA

Project: Plant Bowen AP-1
Pace Project No.: 92748202

QC Batch: 878141
QC Batch Method: EPA 300.0 Rev 2.1 1993
Analysis Method: EPA 300.0 Rev 2.1 1993
Analysis Description: 300.0 IC Anions
Laboratory: Pace Analytical Services - Asheville
Associated Lab Samples: 92748202041, 92748202042, 92748202043, 92748202044, 92748202045, 92748202046, 92748202047, 92748202048, 92748202049, 92748202050, 92748202051, 92748202052, 92748202053, 92748202054, 92748202055

METHOD BLANK: 4523260 Matrix: Water
Associated Lab Samples: 92748202041, 92748202042, 92748202043, 92748202044, 92748202045, 92748202046, 92748202047, 92748202048, 92748202049, 92748202050, 92748202051, 92748202052, 92748202053, 92748202054, 92748202055

Parameter	Units	Blank Result	Reporting Limit	MDL	Analyzed	Qualifiers
Chloride	mg/L	ND	1.0	0.60	08/25/24 22:36	
Fluoride	mg/L	ND	0.10	0.050	08/25/24 22:36	
Sulfate	mg/L	ND	1.0	0.50	08/25/24 22:36	

LABORATORY CONTROL SAMPLE: 4523261

Parameter	Units	Spike Conc.	LCS Result	LCS % Rec	% Rec Limits	Qualifiers
Chloride	mg/L	50	54.4	109	90-110	
Fluoride	mg/L	2.5	2.7	109	90-110	
Sulfate	mg/L	50	54.7	109	90-110	

MATRIX SPIKE & MATRIX SPIKE DUPLICATE: 4523262 4523263

Parameter	Units	92748202041 Result	MS Spike Conc.	MSD Spike Conc.	MS Result	MSD Result	MS % Rec	MSD % Rec	% Rec Limits	RPD	Max RPD	Qual
Chloride	mg/L	15.4	50	50	65.7	66.8	101	103	90-110	2	10	
Fluoride	mg/L	0.14	2.5	2.5	2.6	2.6	97	100	90-110	3	10	
Sulfate	mg/L	45.6	50	50	95.4	96.6	100	102	90-110	1	10	

MATRIX SPIKE & MATRIX SPIKE DUPLICATE: 4523264 4523265

Parameter	Units	92748202051 Result	MS Spike Conc.	MSD Spike Conc.	MS Result	MSD Result	MS % Rec	MSD % Rec	% Rec Limits	RPD	Max RPD	Qual
Chloride	mg/L	394	50	50	432	434	77	80	90-110	0	10	M1
Fluoride	mg/L	0.81	2.5	2.5	3.3	3.4	100	103	90-110	2	10	
Sulfate	mg/L	268	50	50	308	309	79	82	90-110	0	10	M1

Results presented on this page are in the units indicated by the "Units" column except where an alternate unit is presented to the right of the result.

REPORT OF LABORATORY ANALYSIS

This report shall not be reproduced, except in full,
without the written consent of Pace Analytical Services, LLC.

Pace Analytical Services, LLC
9800 Kincey Ave. Suite 100
Huntersville, NC 28078
(704)875-9092

QUALITY CONTROL DATA

Project: Plant Bowen AP-1
Pace Project No.: 92748202

QC Batch: 878331
QC Batch Method: EPA 300.0 Rev 2.1 1993
Analysis Method: EPA 300.0 Rev 2.1 1993
Analysis Description: 300.0 IC Anions
Laboratory: Pace Analytical Services - Asheville
Associated Lab Samples: 92748202022, 92748202023

METHOD BLANK: 4524095 Matrix: Water
Associated Lab Samples: 92748202022, 92748202023

Parameter	Units	Blank Result	Reporting Limit	MDL	Analyzed	Qualifiers
Chloride	mg/L	ND	1.0	0.60	08/26/24 21:58	
Fluoride	mg/L	ND	0.10	0.050	08/26/24 21:58	
Sulfate	mg/L	ND	1.0	0.50	08/26/24 21:58	

LABORATORY CONTROL SAMPLE: 4524096

Parameter	Units	Spike Conc.	LCS Result	LCS % Rec	% Rec Limits	Qualifiers
Chloride	mg/L	50	47.6	95	90-110	
Fluoride	mg/L	2.5	2.3	93	90-110	
Sulfate	mg/L	50	48.2	96	90-110	

MATRIX SPIKE & MATRIX SPIKE DUPLICATE: 4524097 4524098

Parameter	Units	92748202022 Result	MS Spike Conc.	MSD Spike Conc.	MS Result	MSD Result	MS % Rec	MSD % Rec	% Rec Limits	RPD	Max RPD	Qual
Chloride	mg/L	5.2	50	50	56.9	58.0	103	106	90-110	2	10	
Fluoride	mg/L	ND	2.5	2.5	2.6	2.6	101	104	90-110	2	10	
Sulfate	mg/L	56.5	50	50	93.3	91.1	74	69	90-110	2	10	M1

MATRIX SPIKE & MATRIX SPIKE DUPLICATE: 4524099 4524100

Parameter	Units	92749078019 Result	MS Spike Conc.	MSD Spike Conc.	MS Result	MSD Result	MS % Rec	MSD % Rec	% Rec Limits	RPD	Max RPD	Qual
Chloride	mg/L	1.7	50	50	53.6	54.4	104	105	90-110	1	10	
Fluoride	mg/L	ND	2.5	2.5	2.5	2.6	99	102	90-110	2	10	
Sulfate	mg/L	187	50	50	230	229	85	84	90-110	0	10	M1

Results presented on this page are in the units indicated by the "Units" column except where an alternate unit is presented to the right of the result.

REPORT OF LABORATORY ANALYSIS

This report shall not be reproduced, except in full,
without the written consent of Pace Analytical Services, LLC.

Pace Analytical Services, LLC
9800 Kincey Ave. Suite 100
Huntersville, NC 28078
(704)875-9092

QUALITY CONTROL DATA

Project: Plant Bowen AP-1
Pace Project No.: 92748202

QC Batch: 878650
QC Batch Method: EPA 300.0 Rev 2.1 1993
Analysis Method: EPA 300.0 Rev 2.1 1993
Analysis Description: 300.0 IC Anions
Laboratory: Pace Analytical Services - Asheville

Associated Lab Samples: 92748202056

METHOD BLANK: 4525653 Matrix: Water
Associated Lab Samples: 92748202056

Parameter	Units	Blank Result	Reporting Limit	MDL	Analyzed	Qualifiers
Chloride	mg/L	ND	1.0	0.60	08/27/24 21:14	
Fluoride	mg/L	ND	0.10	0.050	08/27/24 21:14	
Sulfate	mg/L	ND	1.0	0.50	08/27/24 21:14	

LABORATORY CONTROL SAMPLE: 4525654

Parameter	Units	Spike Conc.	LCS Result	LCS % Rec	% Rec Limits	Qualifiers
Chloride	mg/L	50	51.9	104	90-110	
Fluoride	mg/L	2.5	2.6	104	90-110	
Sulfate	mg/L	50	52.5	105	90-110	

MATRIX SPIKE & MATRIX SPIKE DUPLICATE: 4525655 4525656

Parameter	Units	92749860001 Result	MS Spike Conc.	MSD Spike Conc.	MS Result	MSD Result	MS % Rec	MSD % Rec	% Rec Limits	RPD	Max RPD	Qual
Chloride	mg/L	23.2	50	50	74.9	75.4	103	104	90-110	1	10	
Fluoride	mg/L	1.7	2.5	2.5	4.8	4.9	121	125	90-110	2	10	M1
Sulfate	mg/L	178	50	50	218	228	81	100	90-110	4	10	M1

MATRIX SPIKE & MATRIX SPIKE DUPLICATE: 4525657 4525658

Parameter	Units	92749652013 Result	MS Spike Conc.	MSD Spike Conc.	MS Result	MSD Result	MS % Rec	MSD % Rec	% Rec Limits	RPD	Max RPD	Qual
Chloride	mg/L	91.9	50	50	111	111	39	39	90-110	0	10	M1
Fluoride	mg/L	ND	2.5	2.5	2.4	2.4	96	96	90-110	0	10	
Sulfate	mg/L	4130	50	50	4310	4300	366	341	90-110	0	10	M1

Results presented on this page are in the units indicated by the "Units" column except where an alternate unit is presented to the right of the result.

REPORT OF LABORATORY ANALYSIS

This report shall not be reproduced, except in full,
without the written consent of Pace Analytical Services, LLC.

Pace Analytical Services, LLC
9800 Kincey Ave. Suite 100
Huntersville, NC 28078
(704)875-9092

QUALIFIERS

Project: Plant Bowen AP-1
Pace Project No.: 92748202

DEFINITIONS

DF - Dilution Factor, if reported, represents the factor applied to the reported data due to dilution of the sample aliquot.

ND - Not Detected at or above adjusted reporting limit.

TNTC - Too Numerous To Count

J - Estimated concentration above the adjusted method detection limit and below the adjusted reporting limit.

MDL - Adjusted Method Detection Limit.

PQL - Practical Quantitation Limit.

RL - Reporting Limit - The lowest concentration value that meets project requirements for quantitative data with known precision and bias for a specific analyte in a specific matrix.

S - Surrogate

1,2-Diphenylhydrazine decomposes to and cannot be separated from Azobenzene using Method 8270. The result for each analyte is a combined concentration.

Consistent with EPA guidelines, unrounded data are displayed and have been used to calculate % recovery and RPD values.

LCS(D) - Laboratory Control Sample (Duplicate)

MS(D) - Matrix Spike (Duplicate)

DUP - Sample Duplicate

RPD - Relative Percent Difference

NC - Not Calculable.

SG - Silica Gel - Clean-Up

U - Indicates the compound was analyzed for, but not detected.

Acid preservation may not be appropriate for 2 Chloroethylvinyl ether.

A separate vial preserved to a pH of 4-5 is recommended in SW846 Chapter 4 for the analysis of Acrolein and Acrylonitrile by EPA Method 8260.

N-Nitrosodiphenylamine decomposes and cannot be separated from Diphenylamine using Method 8270. The result reported for each analyte is a combined concentration.

Reported results are not rounded until the final step prior to reporting. Therefore, calculated parameters that are typically reported as "Total" may vary slightly from the sum of the reported component parameters.

Pace Analytical is TNI accredited. Contact your Pace PM for the current list of accredited analytes.

TNI - The NELAC Institute.

ANALYTE QUALIFIERS

1g	Constant weight could not be achieved for this sample after 4 drying cycles. The final weight change was .0010 grams.
2g	Constant weight could not be achieved for this sample after 4 drying cycles. The final weight change was .0016 grams.
3g	Constant weight could not be achieved for this sample after 4 drying cycles. The final weight change was .0024 grams.
4g	Constant weight could not be achieved for this sample after 4 drying cycles. The final weight change was 0.0028 g.
5g	Constant weight could not be achieved for this sample after 4 drying cycles. The final weight change was 0.0038 g.
M1	Matrix spike recovery exceeded QC limits. Batch accepted based on laboratory control sample (LCS) recovery.

This report shall not be reproduced, except in full,
without the written consent of Pace Analytical Services, LLC.

Pace Analytical Services, LLC
9800 Kincey Ave. Suite 100
Huntersville, NC 28078
(704)875-9092

QUALITY CONTROL DATA CROSS REFERENCE TABLE

Project: Plant Bowen AP-1
Pace Project No.: 92748202

Lab ID	Sample ID	QC Batch Method	QC Batch	Analytical Method	Analytical Batch
92748202001	**BOW-BGWA-47D**	EPA 3010A	877486	EPA 6010D	877577
92748202002	**BOW-BGWA-48D**	EPA 3010A	877486	EPA 6010D	877577
92748202003	**BOW-BGWA-6**	EPA 3010A	877486	EPA 6010D	877577
92748202004	**BOW-BGWC-44D**	EPA 3010A	877486	EPA 6010D	877577
92748202005	**BOW-AP1-FD-08**	EPA 3010A	877486	EPA 6010D	877577
92748202006	**BOW-AP1-FB-08**	EPA 3010A	877486	EPA 6010D	877577
92748202007	**BOW-AP1-EB-08**	EPA 3010A	877559	EPA 6010D	877624
92748202008	**BOW-BGWC-7**	EPA 3010A	878059	EPA 6010D	878092
92748202009	**BOW-BGWC-8**	EPA 3010A	878059	EPA 6010D	878092
92748202010	**BOW-BGWC-14A**	EPA 3010A	878059	EPA 6010D	878092
92748202011	**BOW-BGWC-50D**	EPA 3010A	878059	EPA 6010D	878092
92748202012	**BOW-BGWC-9**	EPA 3010A	878059	EPA 6010D	878092
92748202013	**BOW-BGWC-12**	EPA 3010A	878059	EPA 6010D	878092
92748202014	**BOW-BGWC-16**	EPA 3010A	878059	EPA 6010D	878092
92748202015	**BOW-BGWC-17**	EPA 3010A	878060	EPA 6010D	878093
92748202016	**BOW-BGWC-18**	EPA 3010A	878060	EPA 6010D	878093
92748202017	**BOW-BGWC-19**	EPA 3010A	878060	EPA 6010D	878093
92748202018	**BOW-BGWC-31**	EPA 3010A	878060	EPA 6010D	878093
92748202019	**BOW-AP1-FD-09**	EPA 3010A	878060	EPA 6010D	878093
92748202020	**BOW-AP1-FB-09**	EPA 3010A	878060	EPA 6010D	878093
92748202021	**BOW-AP1-EB-09**	EPA 3010A	878060	EPA 6010D	878093
92748202022	**BOW-BGWC-21**	EPA 3010A	878984	EPA 6010D	879023
92748202023	**BOW-BGWC-23**	EPA 3010A	878984	EPA 6010D	879023
92748202024	**BOW-BGWC-30**	EPA 3010A	878071	EPA 6010D	878097
92748202025	**BOW-BGWC-35D**	EPA 3010A	878071	EPA 6010D	878097
92748202026	**BOW-BGWC-37D**	EPA 3010A	878071	EPA 6010D	878097
92748202027	**BOW-BGWC-38D**	EPA 3010A	878071	EPA 6010D	878097
92748202028	**BOW-BGWC-39**	EPA 3010A	878071	EPA 6010D	878097
92748202029	**BOW-PZ-7**	EPA 3010A	878071	EPA 6010D	878097
92748202030	**BOW-AP1-FD-12**	EPA 3010A	878071	EPA 6010D	878097
92748202031	**BOW-AP1-FB-12**	EPA 3010A	878071	EPA 6010D	878097
92748202032	**BOW-AP1-EB-12**	EPA 3010A	878071	EPA 6010D	878097
92748202033	**BOW-BGWC-10**	EPA 3010A	878071	EPA 6010D	878097
92748202034	**BOW-BGWC-20**	EPA 3010A	878071	EPA 6010D	878097
92748202035	**BOW-BGWC-25**	EPA 3010A	878071	EPA 6010D	878097
92748202036	**BOW-BGWC-34D**	EPA 3010A	878071	EPA 6010D	878097
92748202037	**BOW-BGWC-36D**	EPA 3010A	878072	EPA 6010D	878098
92748202038	**BOW-BGWC-40**	EPA 3010A	878072	EPA 6010D	878098
92748202039	**BOW-BGWC-42D**	EPA 3010A	878072	EPA 6010D	878098
92748202040	**BOW-BGWC-51**	EPA 3010A	878072	EPA 6010D	878098
92748202041	**BOW-BGWC-52**	EPA 3010A	878072	EPA 6010D	878098
92748202042	**BOW-AP1-FD-10**	EPA 3010A	878072	EPA 6010D	878098
92748202043	**BOW-AP1-FB-10**	EPA 3010A	878072	EPA 6010D	878098
92748202044	**BOW-AP1-EB-10**	EPA 3010A	878072	EPA 6010D	878098
92748202045	**BOW-BGWA-2**	EPA 3010A	878072	EPA 6010D	878098
92748202046	**BOW-BGWA-29**	EPA 3010A	878072	EPA 6010D	878098

This report shall not be reproduced, except in full,
without the written consent of Pace Analytical Services, LLC.

Pace Analytical Services, LLC
9800 Kincey Ave. Suite 100
Huntersville, NC 28078
(704)875-9092

QUALITY CONTROL DATA CROSS REFERENCE TABLE

Project: Plant Bowen AP-1
Pace Project No.: 92748202

Lab ID	Sample ID	QC Batch Method	QC Batch	Analytical Method	Analytical Batch
92748202047	**BOW-BGWC-22**	EPA 3010A	878072	EPA 6010D	878098
92748202048	**BOW-BGWC-24**	EPA 3010A	878072	EPA 6010D	878098
92748202049	**BOW-BGWC-32**	EPA 3010A	878072	EPA 6010D	878098
92748202050	**BOW-BGWC-41D**	EPA 3010A	878072	EPA 6010D	878098
92748202051	**BOW-BGWC-43D**	EPA 3010A	878072	EPA 6010D	878098
92748202052	**BOW-BGWC-49D**	EPA 3010A	878072	EPA 6010D	878098
92748202053	**BOW-AP1-FD-11**	EPA 3010A	878072	EPA 6010D	878098
92748202054	**BOW-AP1-FB-11**	EPA 3010A	878072	EPA 6010D	878098
92748202055	**BOW-AP1-EB-11**	EPA 3010A	878072	EPA 6010D	878098
92748202056	**BOW-BGWA-33**	EPA 3010A	878984	EPA 6010D	879023
92748202001	**BOW-BGWA-47D**	EPA 3005A	877838	EPA 6020B	877967
92748202002	**BOW-BGWA-48D**	EPA 3005A	877838	EPA 6020B	877967
92748202003	**BOW-BGWA-6**	EPA 3005A	877838	EPA 6020B	877967
92748202004	**BOW-BGWC-44D**	EPA 3005A	877838	EPA 6020B	877967
92748202005	**BOW-AP1-FD-08**	EPA 3005A	877838	EPA 6020B	877967
92748202006	**BOW-AP1-FB-08**	EPA 3005A	877838	EPA 6020B	877967
92748202007	**BOW-AP1-EB-08**	EPA 3005A	877838	EPA 6020B	877967
92748202008	**BOW-BGWC-7**	EPA 3005A	877881	EPA 6020B	877985
92748202009	**BOW-BGWC-8**	EPA 3005A	877881	EPA 6020B	877985
92748202010	**BOW-BGWC-14A**	EPA 3005A	877881	EPA 6020B	877985
92748202011	**BOW-BGWC-50D**	EPA 3005A	877881	EPA 6020B	877985
92748202012	**BOW-BGWC-9**	EPA 3005A	877881	EPA 6020B	877985
92748202013	**BOW-BGWC-12**	EPA 3005A	877881	EPA 6020B	877985
92748202014	**BOW-BGWC-16**	EPA 3005A	877881	EPA 6020B	877985
92748202015	**BOW-BGWC-17**	EPA 3005A	877881	EPA 6020B	877985
92748202016	**BOW-BGWC-18**	EPA 3005A	877881	EPA 6020B	877985
92748202017	**BOW-BGWC-19**	EPA 3005A	877881	EPA 6020B	877985
92748202018	**BOW-BGWC-31**	EPA 3005A	877881	EPA 6020B	877985
92748202019	**BOW-AP1-FD-09**	EPA 3005A	877881	EPA 6020B	877985
92748202020	**BOW-AP1-FB-09**	EPA 3005A	877885	EPA 6020B	877993
92748202021	**BOW-AP1-EB-09**	EPA 3005A	877885	EPA 6020B	877993
92748202022	**BOW-BGWC-21**	EPA 3005A	878901	EPA 6020B	879026
92748202023	**BOW-BGWC-23**	EPA 3005A	878901	EPA 6020B	879026
92748202024	**BOW-BGWC-30**	EPA 3005A	878758	EPA 6020B	878953
92748202025	**BOW-BGWC-35D**	EPA 3005A	878758	EPA 6020B	878953
92748202025	**BOW-BGWC-35D**	EPA 3005A	886170	EPA 6020B	886213
92748202026	**BOW-BGWC-37D**	EPA 3005A	878758	EPA 6020B	878953
92748202027	**BOW-BGWC-38D**	EPA 3005A	878758	EPA 6020B	878953
92748202028	**BOW-BGWC-39**	EPA 3005A	878758	EPA 6020B	878953
92748202029	**BOW-PZ-7**	EPA 3005A	878758	EPA 6020B	878953
92748202030	**BOW-AP1-FD-12**	EPA 3005A	878758	EPA 6020B	878953
92748202031	**BOW-AP1-FB-12**	EPA 3005A	878758	EPA 6020B	878953
92748202032	**BOW-AP1-EB-12**	EPA 3005A	878758	EPA 6020B	878953
92748202033	**BOW-BGWC-10**	EPA 3005A	878758	EPA 6020B	878953
92748202034	**BOW-BGWC-20**	EPA 3005A	878758	EPA 6020B	878953

REPORT OF LABORATORY ANALYSIS

This report shall not be reproduced, except in full,
without the written consent of Pace Analytical Services, LLC.

Pace Analytical Services, LLC
9800 Kincey Ave. Suite 100
Huntersville, NC 28078
(704)875-9092

QUALITY CONTROL DATA CROSS REFERENCE TABLE

Project: Plant Bowen AP-1
Pace Project No.: 92748202

Lab ID	Sample ID	QC Batch Method	QC Batch	Analytical Method	Analytical Batch
92748202034	**BOW-BGWC-20**	EPA 3005A	886170	EPA 6020B	886213
92748202035	**BOW-BGWC-25**	EPA 3005A	878758	EPA 6020B	878953
92748202036	**BOW-BGWC-34D**	EPA 3005A	878758	EPA 6020B	878953
92748202037	**BOW-BGWC-36D**	EPA 3005A	878758	EPA 6020B	878953
92748202038	**BOW-BGWC-40**	EPA 3005A	878758	EPA 6020B	878953
92748202039	**BOW-BGWC-42D**	EPA 3005A	878758	EPA 6020B	878953
92748202040	**BOW-BGWC-51**	EPA 3005A	878758	EPA 6020B	878953
92748202041	**BOW-BGWC-52**	EPA 3005A	878760	EPA 6020B	878960
92748202042	**BOW-AP1-FD-10**	EPA 3005A	878760	EPA 6020B	878960
92748202043	**BOW-AP1-FB-10**	EPA 3005A	878760	EPA 6020B	878960
92748202044	**BOW-AP1-EB-10**	EPA 3005A	878760	EPA 6020B	878960
92748202045	**BOW-BGWA-2**	EPA 3005A	878760	EPA 6020B	878960
92748202046	**BOW-BGWA-29**	EPA 3005A	878760	EPA 6020B	878960
92748202047	**BOW-BGWC-22**	EPA 3005A	878760	EPA 6020B	878960
92748202048	**BOW-BGWC-24**	EPA 3005A	878760	EPA 6020B	878960
92748202049	**BOW-BGWC-32**	EPA 3005A	878760	EPA 6020B	878960
92748202050	**BOW-BGWC-41D**	EPA 3005A	878760	EPA 6020B	878960
92748202051	**BOW-BGWC-43D**	EPA 3005A	878760	EPA 6020B	878960
92748202052	**BOW-BGWC-49D**	EPA 3005A	878760	EPA 6020B	878960
92748202053	**BOW-AP1-FD-11**	EPA 3005A	878760	EPA 6020B	878960
92748202054	**BOW-AP1-FB-11**	EPA 3005A	878760	EPA 6020B	878960
92748202055	**BOW-AP1-EB-11**	EPA 3005A	878760	EPA 6020B	878960
92748202056	**BOW-BGWA-33**	EPA 3005A	878901	EPA 6020B	879026
92748202001	**BOW-BGWA-47D**	EPA 7470A	881316	EPA 7470A	881420
92748202002	**BOW-BGWA-48D**	EPA 7470A	881316	EPA 7470A	881420
92748202003	**BOW-BGWA-6**	EPA 7470A	881316	EPA 7470A	881420
92748202004	**BOW-BGWC-44D**	EPA 7470A	881316	EPA 7470A	881420
92748202005	**BOW-AP1-FD-08**	EPA 7470A	881316	EPA 7470A	881420
92748202006	**BOW-AP1-FB-08**	EPA 7470A	881316	EPA 7470A	881420
92748202007	**BOW-AP1-EB-08**	EPA 7470A	881316	EPA 7470A	881420
92748202008	**BOW-BGWC-7**	EPA 7470A	881316	EPA 7470A	881420
92748202009	**BOW-BGWC-8**	EPA 7470A	881316	EPA 7470A	881420
92748202010	**BOW-BGWC-14A**	EPA 7470A	881316	EPA 7470A	881420
92748202011	**BOW-BGWC-50D**	EPA 7470A	881316	EPA 7470A	881420
92748202012	**BOW-BGWC-9**	EPA 7470A	881316	EPA 7470A	881420
92748202013	**BOW-BGWC-12**	EPA 7470A	881316	EPA 7470A	881420
92748202014	**BOW-BGWC-16**	EPA 7470A	881316	EPA 7470A	881420
92748202015	**BOW-BGWC-17**	EPA 7470A	881316	EPA 7470A	881420
92748202016	**BOW-BGWC-18**	EPA 7470A	881316	EPA 7470A	881420
92748202017	**BOW-BGWC-19**	EPA 7470A	881316	EPA 7470A	881420
92748202018	**BOW-BGWC-31**	EPA 7470A	881316	EPA 7470A	881420
92748202019	**BOW-AP1-FD-09**	EPA 7470A	881316	EPA 7470A	881420
92748202020	**BOW-AP1-FB-09**	EPA 7470A	881316	EPA 7470A	881420
92748202021	**BOW-AP1-EB-09**	EPA 7470A	881542	EPA 7470A	881589
92748202022	**BOW-BGWC-21**	EPA 7470A	881545	EPA 7470A	881727

This report shall not be reproduced, except in full,
without the written consent of Pace Analytical Services, LLC.

Pace Analytical Services, LLC
9800 Kincey Ave. Suite 100
Huntersville, NC 28078
(704)875-9092

QUALITY CONTROL DATA CROSS REFERENCE TABLE

Project: Plant Bowen AP-1
Pace Project No.: 92748202

Lab ID	Sample ID	QC Batch Method	QC Batch	Analytical Method	Analytical Batch
92748202023	**BOW-BGWC-23**	EPA 7470A	881545	EPA 7470A	881727
92748202024	**BOW-BGWC-30**	EPA 7470A	881542	EPA 7470A	881589
92748202025	**BOW-BGWC-35D**	EPA 7470A	881542	EPA 7470A	881589
92748202026	**BOW-BGWC-37D**	EPA 7470A	881542	EPA 7470A	881589
92748202027	**BOW-BGWC-38D**	EPA 7470A	881542	EPA 7470A	881589
92748202028	**BOW-BGWC-39**	EPA 7470A	881542	EPA 7470A	881589
92748202029	**BOW-PZ-7**	EPA 7470A	881542	EPA 7470A	881589
92748202030	**BOW-AP1-FD-12**	EPA 7470A	881542	EPA 7470A	881589
92748202031	**BOW-AP1-FB-12**	EPA 7470A	881542	EPA 7470A	881589
92748202032	**BOW-AP1-EB-12**	EPA 7470A	881542	EPA 7470A	881589
92748202033	**BOW-BGWC-10**	EPA 7470A	881542	EPA 7470A	881589
92748202034	**BOW-BGWC-20**	EPA 7470A	881542	EPA 7470A	881589
92748202035	**BOW-BGWC-25**	EPA 7470A	881542	EPA 7470A	881589
92748202036	**BOW-BGWC-34D**	EPA 7470A	881542	EPA 7470A	881589
92748202037	**BOW-BGWC-36D**	EPA 7470A	881542	EPA 7470A	881589
92748202038	**BOW-BGWC-40**	EPA 7470A	881542	EPA 7470A	881589
92748202039	**BOW-BGWC-42D**	EPA 7470A	881542	EPA 7470A	881589
92748202040	**BOW-BGWC-51**	EPA 7470A	881542	EPA 7470A	881589
92748202041	**BOW-BGWC-52**	EPA 7470A	881542	EPA 7470A	881589
92748202042	**BOW-AP1-FD-10**	EPA 7470A	881542	EPA 7470A	881589
92748202043	**BOW-AP1-FB-10**	EPA 7470A	881545	EPA 7470A	881727
92748202044	**BOW-AP1-EB-10**	EPA 7470A	881545	EPA 7470A	881727
92748202045	**BOW-BGWA-2**	EPA 7470A	881545	EPA 7470A	881727
92748202046	**BOW-BGWA-29**	EPA 7470A	881545	EPA 7470A	881727
92748202047	**BOW-BGWC-22**	EPA 7470A	881545	EPA 7470A	881727
92748202048	**BOW-BGWC-24**	EPA 7470A	881545	EPA 7470A	881727
92748202049	**BOW-BGWC-32**	EPA 7470A	881545	EPA 7470A	881727
92748202050	**BOW-BGWC-41D**	EPA 7470A	881545	EPA 7470A	881727
92748202051	**BOW-BGWC-43D**	EPA 7470A	881545	EPA 7470A	881727
92748202052	**BOW-BGWC-49D**	EPA 7470A	881545	EPA 7470A	881727
92748202053	**BOW-AP1-FD-11**	EPA 7470A	881545	EPA 7470A	881727
92748202054	**BOW-AP1-FB-11**	EPA 7470A	881545	EPA 7470A	881727
92748202055	**BOW-AP1-EB-11**	EPA 7470A	881545	EPA 7470A	881727
92748202056	**BOW-BGWA-33**	EPA 7470A	881545	EPA 7470A	881727
92748202012	**BOW-BGWC-9**	SM 2540C-2015	878227		
92748202013	**BOW-BGWC-12**	SM 2540C-2015	878227		
92748202014	**BOW-BGWC-16**	SM 2540C-2015	878227		
92748202015	**BOW-BGWC-17**	SM 2540C-2015	878227		
92748202016	**BOW-BGWC-18**	SM 2540C-2015	878227		
92748202017	**BOW-BGWC-19**	SM 2540C-2015	878227		
92748202018	**BOW-BGWC-31**	SM 2540C-2015	878227		
92748202019	**BOW-AP1-FD-09**	SM 2540C-2015	878227		
92748202020	**BOW-AP1-FB-09**	SM 2540C-2015	878227		
92748202021	**BOW-AP1-EB-09**	SM 2540C-2015	878227		
92748202056	**BOW-BGWA-33**	SM 2540C-2015	879164		
92748202001	**BOW-BGWA-47D**	SM 2540C-2015	876805		

REPORT OF LABORATORY ANALYSIS

This report shall not be reproduced, except in full,
without the written consent of Pace Analytical Services, LLC.

Pace Analytical Services, LLC
9800 Kincey Ave. Suite 100
Huntersville, NC 28078
(704)875-9092

QUALITY CONTROL DATA CROSS REFERENCE TABLE

Project: Plant Bowen AP-1
Pace Project No.: 92748202

Lab ID	Sample ID	QC Batch Method	QC Batch	Analytical Method	Analytical Batch
92748202002	**BOW-BGWA-48D**	SM 2540C-2015	876805		
92748202003	**BOW-BGWA-6**	SM 2540C-2015	876805		
92748202004	**BOW-BGWC-44D**	SM 2540C-2015	876805		
92748202005	**BOW-AP1-FD-08**	SM 2540C-2015	876805		
92748202006	**BOW-AP1-FB-08**	SM 2540C-2015	876805		
92748202007	**BOW-AP1-EB-08**	SM 2540C-2015	876805		
92748202008	**BOW-BGWC-7**	SM 2540C-2015	877725		
92748202009	**BOW-BGWC-8**	SM 2540C-2015	877725		
92748202010	**BOW-BGWC-14A**	SM 2540C-2015	877725		
92748202011	**BOW-BGWC-50D**	SM 2540C-2015	877725		
92748202022	**BOW-BGWC-21**	SM 2540C-2015	878603		
92748202023	**BOW-BGWC-23**	SM 2540C-2015	878603		
92748202024	**BOW-BGWC-30**	SM 2540C-2015	878603		
92748202025	**BOW-BGWC-35D**	SM 2540C-2015	878603		
92748202026	**BOW-BGWC-37D**	SM 2540C-2015	878603		
92748202027	**BOW-BGWC-38D**	SM 2540C-2015	878603		
92748202028	**BOW-BGWC-39**	SM 2540C-2015	878603		
92748202029	**BOW-PZ-7**	SM 2540C-2015	878603		
92748202030	**BOW-AP1-FD-12**	SM 2540C-2015	878603		
92748202031	**BOW-AP1-FB-12**	SM 2540C-2015	878603		
92748202032	**BOW-AP1-EB-12**	SM 2540C-2015	878603		
92748202033	**BOW-BGWC-10**	SM 2540C-2015	878131		
92748202034	**BOW-BGWC-20**	SM 2540C-2015	878131		
92748202035	**BOW-BGWC-25**	SM 2540C-2015	878131		
92748202036	**BOW-BGWC-34D**	SM 2540C-2015	878131		
92748202037	**BOW-BGWC-36D**	SM 2540C-2015	878131		
92748202038	**BOW-BGWC-40**	SM 2540C-2015	878131		
92748202039	**BOW-BGWC-42D**	SM 2540C-2015	878131		
92748202040	**BOW-BGWC-51**	SM 2540C-2015	878131		
92748202041	**BOW-BGWC-52**	SM 2540C-2015	878131		
92748202042	**BOW-AP1-FD-10**	SM 2540C-2015	878131		
92748202043	**BOW-AP1-FB-10**	SM 2540C-2015	878131		
92748202044	**BOW-AP1-EB-10**	SM 2540C-2015	878131		
92748202045	**BOW-BGWA-2**	SM 2540C-2015	878602		
92748202046	**BOW-BGWA-29**	SM 2540C-2015	878602		
92748202047	**BOW-BGWC-22**	SM 2540C-2015	878602		
92748202048	**BOW-BGWC-24**	SM 2540C-2015	878602		
92748202049	**BOW-BGWC-32**	SM 2540C-2015	878602		
92748202050	**BOW-BGWC-41D**	SM 2540C-2015	878602		
92748202051	**BOW-BGWC-43D**	SM 2540C-2015	878602		
92748202052	**BOW-BGWC-49D**	SM 2540C-2015	878602		
92748202053	**BOW-AP1-FD-11**	SM 2540C-2015	878602		
92748202054	**BOW-AP1-FB-11**	SM 2540C-2015	878602		
92748202055	**BOW-AP1-EB-11**	SM 2540C-2015	878602		
92748202001	**BOW-BGWA-47D**	EPA 300.0 Rev 2.1 1993	876405		
92748202002	**BOW-BGWA-48D**	EPA 300.0 Rev 2.1 1993	876405		

REPORT OF LABORATORY ANALYSIS

This report shall not be reproduced, except in full,
without the written consent of Pace Analytical Services, LLC.

Pace Analytical Services, LLC
9800 Kincey Ave. Suite 100
Huntersville, NC 28078
(704)875-9092

QUALITY CONTROL DATA CROSS REFERENCE TABLE

Project: Plant Bowen AP-1
Pace Project No.: 92748202

Lab ID	Sample ID	QC Batch Method	QC Batch	Analytical Method	Analytical Batch
92748202003	**BOW-BGWA-6**	EPA 300.0 Rev 2.1 1993	876405		
92748202004	**BOW-BGWC-44D**	EPA 300.0 Rev 2.1 1993	876405		
92748202005	**BOW-AP1-FD-08**	EPA 300.0 Rev 2.1 1993	876405		
92748202006	**BOW-AP1-FB-08**	EPA 300.0 Rev 2.1 1993	876405		
92748202007	**BOW-AP1-EB-08**	EPA 300.0 Rev 2.1 1993	876405		
92748202008	**BOW-BGWC-7**	EPA 300.0 Rev 2.1 1993	876989		
92748202009	**BOW-BGWC-8**	EPA 300.0 Rev 2.1 1993	876989		
92748202010	**BOW-BGWC-14A**	EPA 300.0 Rev 2.1 1993	876989		
92748202011	**BOW-BGWC-50D**	EPA 300.0 Rev 2.1 1993	876989		
92748202012	**BOW-BGWC-9**	EPA 300.0 Rev 2.1 1993	876989		
92748202013	**BOW-BGWC-12**	EPA 300.0 Rev 2.1 1993	876989		
92748202014	**BOW-BGWC-16**	EPA 300.0 Rev 2.1 1993	876989		
92748202015	**BOW-BGWC-17**	EPA 300.0 Rev 2.1 1993	876989		
92748202016	**BOW-BGWC-18**	EPA 300.0 Rev 2.1 1993	876989		
92748202017	**BOW-BGWC-19**	EPA 300.0 Rev 2.1 1993	876989		
92748202018	**BOW-BGWC-31**	EPA 300.0 Rev 2.1 1993	876989		
92748202019	**BOW-AP1-FD-09**	EPA 300.0 Rev 2.1 1993	876989		
92748202020	**BOW-AP1-FB-09**	EPA 300.0 Rev 2.1 1993	876989		
92748202021	**BOW-AP1-EB-09**	EPA 300.0 Rev 2.1 1993	876989		
92748202022	**BOW-BGWC-21**	EPA 300.0 Rev 2.1 1993	878331		
92748202023	**BOW-BGWC-23**	EPA 300.0 Rev 2.1 1993	878331		
92748202024	**BOW-BGWC-30**	EPA 300.0 Rev 2.1 1993	878140		
92748202025	**BOW-BGWC-35D**	EPA 300.0 Rev 2.1 1993	878140		
92748202026	**BOW-BGWC-37D**	EPA 300.0 Rev 2.1 1993	878140		
92748202027	**BOW-BGWC-38D**	EPA 300.0 Rev 2.1 1993	878140		
92748202028	**BOW-BGWC-39**	EPA 300.0 Rev 2.1 1993	878140		
92748202029	**BOW-PZ-7**	EPA 300.0 Rev 2.1 1993	878140		
92748202030	**BOW-AP1-FD-12**	EPA 300.0 Rev 2.1 1993	878140		
92748202031	**BOW-AP1-FB-12**	EPA 300.0 Rev 2.1 1993	878140		
92748202032	**BOW-AP1-EB-12**	EPA 300.0 Rev 2.1 1993	878140		
92748202033	**BOW-BGWC-10**	EPA 300.0 Rev 2.1 1993	878140		
92748202034	**BOW-BGWC-20**	EPA 300.0 Rev 2.1 1993	878140		
92748202035	**BOW-BGWC-25**	EPA 300.0 Rev 2.1 1993	878140		
92748202036	**BOW-BGWC-34D**	EPA 300.0 Rev 2.1 1993	878140		
92748202037	**BOW-BGWC-36D**	EPA 300.0 Rev 2.1 1993	878140		
92748202038	**BOW-BGWC-40**	EPA 300.0 Rev 2.1 1993	878140		
92748202039	**BOW-BGWC-42D**	EPA 300.0 Rev 2.1 1993	878140		
92748202040	**BOW-BGWC-51**	EPA 300.0 Rev 2.1 1993	878140		
92748202041	**BOW-BGWC-52**	EPA 300.0 Rev 2.1 1993	878141		
92748202042	**BOW-AP1-FD-10**	EPA 300.0 Rev 2.1 1993	878141		
92748202043	**BOW-AP1-FB-10**	EPA 300.0 Rev 2.1 1993	878141		
92748202044	**BOW-AP1-EB-10**	EPA 300.0 Rev 2.1 1993	878141		
92748202045	**BOW-BGWA-2**	EPA 300.0 Rev 2.1 1993	878141		
92748202046	**BOW-BGWA-29**	EPA 300.0 Rev 2.1 1993	878141		
92748202047	**BOW-BGWC-22**	EPA 300.0 Rev 2.1 1993	878141		
92748202048	**BOW-BGWC-24**	EPA 300.0 Rev 2.1 1993	878141		
92748202049	**BOW-BGWC-32**	EPA 300.0 Rev 2.1 1993	878141		

REPORT OF LABORATORY ANALYSIS

This report shall not be reproduced, except in full,
without the written consent of Pace Analytical Services, LLC.

Pace Analytical Services, LLC
9800 Kincey Ave. Suite 100
Huntersville, NC 28078
(704)875-9092

QUALITY CONTROL DATA CROSS REFERENCE TABLE

Project: Plant Bowen AP-1
Pace Project No.: 92748202

Lab ID	Sample ID	QC Batch Method	QC Batch	Analytical Method	Analytical Batch
92748202050	**BOW-BGWC-41D**	EPA 300.0 Rev 2.1 1993	878141		
92748202051	**BOW-BGWC-43D**	EPA 300.0 Rev 2.1 1993	878141		
92748202052	**BOW-BGWC-49D**	EPA 300.0 Rev 2.1 1993	878141		
92748202053	**BOW-AP1-FD-11**	EPA 300.0 Rev 2.1 1993	878141		
92748202054	**BOW-AP1-FB-11**	EPA 300.0 Rev 2.1 1993	878141		
92748202055	**BOW-AP1-EB-11**	EPA 300.0 Rev 2.1 1993	878141		
92748202056	**BOW-BGWA-33**	EPA 300.0 Rev 2.1 1993	878650		

This report shall not be reproduced, except in full,
without the written consent of Pace Analytical Services, LLC.

DC#_Title: ENV-FRM-HUNT-0083 v05_Sample Condition Upon Receipt

Effective Date: 05/24/2024

Laboratory receiving samples:
Asheville ☐ Eden ☐ Greenwood ☐ Huntersville ☐ Raleigh ☐ Mechanicsville ☐ Atlanta ☑ Kernersville ☐

Sample Condition Upon Receipt

Client Name: GAPower

Project #: WO# : 92748202

92748202

Courier: ☐ Commercial ☐ Fed Ex ☐ Pace ☐ UPS ☐ USPS ☐ Other:____ ☐ Client

Custody Seal Present? ☑ Yes ☐ No Seals Intact? ☑ Yes ☐ No ☐ N/A

Date/Initials Person Examining Contents: 8/16/24 GW

Packing Material: ☑ Bubble Wrap ☐ Bubble Bags ☐ None ☐ Other

Biological Tissue Frozen? ☐ Yes ☐ No ☑ N/A

Thermometer: ☐ IR Gun ID: 230 Type of Ice: ☑ Wet ☐ Blue ☐ None

Cooler Temp: 4.5 Correction Factor: Add/Subtract (°C) 0

Temp should be above freezing to 6°C
☐ Samples out of temp criteria. Samples on ice, cooling process has begun

Cooler Temp Corrected (°C): 4.5

USDA Regulated Soil (☐ N/A, water sample)
Did samples originate in a quarantine zone within the United States: CA, NY, or SC (check maps)? ☐ Yes ☐ No

Did samples originate from a foreign source (internationally, including Hawaii and Puerto Rico)? ☐ Yes ☐ No

				Comments/Discrepancy:
Chain of Custody Present?	☑ Yes	☐ No	☐ N/A	1.
Samples Arrived within Hold Time?	☑ Yes	☐ No	☐ N/A	2.
Short Hold Time Analysis (<72 hr.)?	☑ Yes	☐ No	☐ N/A	3.
Rush Turn Around Time Requested?	☐ Yes	☑ No	☐ N/A	4.
Sufficient Volume?	☑ Yes	☐ No	☐ N/A	5.
Correct Containers Used?	☑ Yes	☐ No	☐ N/A	6.
-Pace Containers Used?	☐ Yes	☐ No	☐ N/A	
Containers Intact?	☑ Yes	☐ No	☐ N/A	7.
Dissolved analysis: Samples Field Filtered?	☐ Yes	☑ No	☐ N/A	8.
Sample Labels Match COC?	☑ Yes	☐ No	☐ N/A	9.
-Includes Date/Time/ID/Analysis Matrix: WG WD				
Headspace in VOA Vials (>5-6mm)?	☐ Yes	☐ No	☑ N/A	10.
Trip Blank Present?	☐ Yes	☐ No	☑ N/A	11.
Trip Blank Custody Seals Present?	☐ Yes	☐ No	☑ N/A	

COMMENTS/SAMPLE DISCREPANCY

Field Data Required? ☐ Yes ☐ No

Lot ID of split containers:

CLIENT NOTIFICATION/RESOLUTION

Person contacted: _____ Date/Time: _____

Project Manager SCURF Review: _____ Date: _____

Project Manager SRF Review: _____ Date: _____

Qualtrax ID: 69614

Pace

DC#_Title: ENV-FRM-HUN1-0083 v05_Sample Condition Upon Receipt

Effective Date: 05/24/2024

WO#: 92748202

*Check mark top half of box if pH and/or dechlorination is verified and within the acceptance range for preservation samples.
Exceptions: VOA, Coliform, TOC, Oil and Grease, DRO/8015 (water) DOC, LLHg
**Bottom half of box is to list number of bottles
***Check all unpreserved Nitrates for chlorine

Project #

PM: BV Due Date: 08/30/24
CLIENT: 92-GP-BOWLF

Laboratory Receiving Location: Asheville ☐ Eden ☐ Greenwood ☐ Huntersville ☐ Raleigh ☐ Mechanicsville ☐ Atlanta ☑ Kernersville ☐

Client GAPower-Bowen Profile/EZ (Circle one) 31361 35 Notes

Item#	BP4U-125 mL Plastic Unpreserved (N/A) (Cl-)	BP3U-250 mL Plastic Unpreserved (N/A)	BP2U-500 mL Plastic Unpreserved (N/A)	BP1U-1 liter Plastic Unpreserved (N/A)	BPIN	BP4S-125 mL Plastic H2SO4 (pH < 2) (Cl-)	BP3N-250 mL plastic HNO3 (pH < 2)	BP4Z-125 mL Plastic ZN Acetate & NaOH (>9)	BP4B-125 mL Plastic NaOH (pH > 12) (Cl-)	WGFU-Wide-mouthed Glass jar Unpreserved	AG1U-1 liter Amber Unpreserved (N/A) (Cl-)	AG1H-1 liter Amber HCl (pH < 2)	AG3U-250 mL Amber Unpreserved (N/A) (Cl-)	AG1S-1 liter Amber H2SO4 (pH < 2)	AG3S-250 mL Amber H2SO4 (pH < 2)	DG9A-40 mL Amber NH4Cl (N/A)(Cl-)	DG9H-40 mL VOA HCl (N/A)	VG9T-40 mL VOA Na2S2O3 (N/A)	VG9U-40 mL VOA Unpreserved (N/A)	DG9V-40 mL VOA H3PO4 (N/A)	KP7U-50 mL Plastic Unpreserved (N/A)	V/GK (3 vials per kit)-VPH/Gas kit (N/A)	SP5T-125 mL Sterile Plastic (N/A – lab)	SP2T-250 mL Sterile Plastic (N/A – lab)		BP3R-250 mL Plastic (NH2)2SO4 (9.3-9.7)	AGOU-100 mL Amber Unpreserved (N/A) (Cl-)	VSGU-20 mL Scintillation vials (N/A)	
CC																														
1		1	1		2		1																							
2		1	1		2		1																							
3		1	1		2		1																							
4		1	1		2		1																							
5		1	1		2		1																							
6		1	1		2		1																							
7		1	1		2		1																							
8																														
9																														
10																														
11																														
12																														

pH Adjustment Log for Preserved Samples

Sample ID	Type of Preservative	pH upon receipt	Date preservation adjusted	Time preservation adjusted	Amount of Preservative added	Lot #

Note: Whenever there is a discrepancy affecting North Carolina compliance samples, a copy of this form will be sent to the North Carolina DENR Certification Office (i.e. Out of hold, incorrect preservative, out of temp, incorrect containers.

Qualtrax ID: 69614

Pace® Location Requested (City/State):
Pace Analytical Charlotte
9800 Kincey Ave Suite 100, Huntersville, NC 28078

CHAIN-OF-CUSTODY Analytical Request Document

Chain-of-Custody is a LEGAL DOCUMENT - Complete all relevant fields

LAB USE ONLY- Affix Workorder/Login Label Here

Scan QR Code for instructions

Company Name: Georgia Power - Bowen	Contact/Report To: Kristen Jurinko, Mintao Lu, Marty Crook
Street Address: 241 Ralph McGill Blvd NE, Atlanta, GA 30308	Phone #: (470) 217-0008
	E-Mail: knjurink@southernco.com
	Cc E-Mail: Laura Midkiff, Ben Hodges, Mike Smilley, Noelia Gangi
Customer Project #:	Invoice to: Account Payable
Project Name: Bowen AP-1	Invoice E-mail: georgiapowerinvolces@southernco.com
Site Collection Info/Facility ID (as applicable):	Purchase Order # (if applicable): GPC82474-0007
	Quote #:
Time Zone Collected: [ ] AK [ ] PT [ ] MT [ ] CT [X] ET	County / State origin of sample(s): Georgia
Data Deliverables: [ ] Level II [ ] Level III [ ] Level IV [ ] EQUIS [ ] Other	Regulatory Program (DW, RCRA, etc.) as applicable: Reportable [ ] Yes [ ] No
	Rush (Pre-approval required): [ ] Same Day [ ] 1 Day [ ] 2 Day [ ] 3 Day Other _____ Date Results Requested:
	DW PWSID # or WW Permit # as applicable: Field Filtered (if applicable): [ ] Yes [ ] No Analysis:

Specify Container Size **: 2 3 3 3 1 3

Identify Container Preservative Type***: 1 1 2 2 2 2

**Container Size: (1) 1L, (2) 500mL, (3) 250mL, (4) 125mL, (5) 100mL, (6) 40mL vial, (7) EnCore, (8) TerraCore, (9) 90mL, (10) Other

*** Preservative Types: (1) None, (2) HNO3, (3) H2SO4, (4) HCl, (5) NaOH, (6) Zn Acetate, (7) NaHSO4, (8) Sod. Thiosulfate, (9) Ascorbic Acid, (10) MeOH, (11) Other

Lab Use Only: Proj. Mgr: Bonnie Vang; AcctNum / Client ID:; Table #:; Profile / Template: 16507; Prelog / Bottle Ord. ID: EZ 3136135

* Matrix Codes (Insert in Matrix box below): Drinking Water (DW), Ground Water (GW), Wastewater (WW), Product (P), Soil/Solid (SS), Oil (OL), Wipe (WP), Tissue (TS), Bioassay (B), Vapor (V), Surface Water (SW), Sediment (SED), Sludge (SL), Caulk (CK), Leachate (LL), Biosolid (BS), Other (OT)

Customer Sample ID	Matrix *	Comp / Grab	Composite Start Date	Composite Start Time	Collected or Composite End Date	Collected or Composite End Time	# Cont.	Residual Chlorine Result	Residual Chlorine Units	2540C Total Dissolved Solids	300.0-F-,SO4 2-, Cl-	Appendix III	Appendix IV	RAD 226/228	Cobalt	Boron	Sample Comment	Preservation non-conformance identified for sample
BOW-BGWA-2	WG	G					5			X	X	X	X	X				
BOW-BGWA-29	WG	G					5			X	X	X	X	X				
BOW-BGWA-33	WG	G					5			X	X	X	X	X				
BOW-BGWA-47D	WG	G			8/15/24	1145	5			X	X	X	X	X				
BOW-BGWA-48D	WG	G			8/15/24	1511	5			X	X	X	X	X				
BOW-BGWC-7	WG	G					5			X	X	X	X	X				
BOW-BGWC-8	WG	G					5			X	X	X	X	X				
BOW-BGWC-9	WG	G					5			X	X	X	X	X				
BOW-BGWC-10	WG	G					5			X	X	X	X	X				
BOW-BGWC-12	WG	G					5			X	X	X	X	X				

Additional Instructions from Pace® :
Task Code: BOW-CCR-ASSMT-2024S2
App. III: Boron, Calcium, Chloride, Fluoride, Sulfate, TDS
App. IV: Antimony, Arsenic, Barium, Beryllium, Cadmium, Chromium, Cobalt, Combined Radium, Fluoride, Lead, Lithium, Mercury, Molybdenum, Selenium, Thallium

Collected By: Printed Name: Kevin Stephenson, William Laaker, Jay Slewert, Natalie Piparo
Signature: Resolute Environmental

Customer Remarks / Special Conditions / Possible Hazards:

Coolers: Thermometer ID: Correction Factor (°C): Obs. Temp. (°C): Corrected Temp. (°C): [ ] On Ice

Relinquished by/Company: (Signature)	Date/Time:	Received by/Company: (Signature)	Date/Time:	Tracking Number:
Resolute Env.	8/16/24 1151	Liam Williams / Pace	8/16/24 1151	
Liam Williams / Pace	8/16/24 1355		8/16/24 1355	Delivered by: [ ] In- Person [ ] Courier [ ] FedEX [ ] UPS [ ] Other
Relinquished by/Company: (Signature)	Date/Time:	Received by/Company: (Signature)	Date/Time:	
Relinquished by/Company: (Signature)	Date/Time:	Received by/Company: (Signature)	Date/Time:	Page: 1 of 5

Submitting a sample via this chain of custody constitutes acknowledgment and acceptance of the Pace® Terms and Conditions found at https://www.pacelabs.com/resource-library/resource/pace-terms-and-conditions/

ENV-FRM-CORQ-0019_v02_110123 ©

Pace® Location Requested (City/State):
Pace Analytical Charlotte
5800 Klercy Ave Suite 100, Huntersville, NC 28078

CHAIN-OF-CUSTODY Analytical Request Document

Chain-of-Custody is a LEGAL DOCUMENT - Complete all relevant fields

LAB USE ONLY- Affix Workorder/Login Label Here

Scan QR Code for Instructions

Company Name: Georgia Power - Bowen
Street Address: 241 Ralph McGill Blvd NE, Atlanta, GA 30308
Customer Project #:
Project Name: Bowen AP-1
Site Collection Info/Facility ID (as applicable):

Contact/Report To: Kristen Jurinko, Mintzo Lu, Marty Crook
Phone #: (470) 217-0008
E-Mail: knjurink@southernco.com
Cc E-Mail: Laura Midkiff, Ben Hodges, Mike Smilley, Noelia Gangi
Invoice to: Account Payable
Invoice E-mail: georgiapowerinvoices@southernco.com
Purchase Order # (if applicable): GPC82474-0007
Quote #:

Time Zone Collected: [ ] AK [ ] PT [ ] MT [ ] CT [X] ET
County / State origin of sample(s): Georgia

Data Deliverables: [ ] Level II [ ] Level III [ ] Level IV [ ] EQUIS [ ] Other
Regulatory Program (DW, RCRA, etc.) as applicable: Reportable [ ] Yes [ ] No
Rush (Pre-approval required): [ ] Same Day [ ] 1 Day [ ] 2 Day [ ] 3 Day Other
Date Results Requested:
DW PWSID # or WW Permit # as applicable:
Field Filtered (if applicable): [ ] Yes [ ] No
Analysis:

* Matrix Codes (Insert in Matrix box below): Drinking Water (DW), Ground Water (GW), Wastewater (WW), Product (P), Soil/Solid (SS), Oil (OL), Wipe (WP), Tissue (TS), Bioassay (B), Vapor (V), Surface Water (SW), Sediment (SED), Sludge (SL), Caulk (CK), Leachate (LL), Biosolid (BS), Other (OT)

Specify Container Size **: 2 | 3 | 3 | 3 | 1 | 3
Identify Container Preservative Type***: 1 | 1 | 2 | 2 | 2 | 2
Analysis Requested

**Container Size: (1) 1L, (2) 500mL, (3) 250mL, (4) 125mL, (5) 100mL, (6) 40mL vial, (7) EnCore, (8) TerraCore, (9) 90mL, (10) Other

*** Preservative Types: (1) None, (2) HNO3, (3) H2SO4, (4) HCl, (5) NaOH, (6) Zn Acetate, (7) NaHSO4, (8) Sod. Thiosulfate, (9) Ascorbic Acid, (10) MeOH, (11) Other

Customer Sample ID	Matrix*	Comp / Grab	Composite Start Date	Composite Start Time	Collected or Composite End Date	Collected or Composite End Time	# Cont.	Residual Chlorine Result	Residual Chlorine Units	2540C Total Dissolved Solids	300.0-F, SO_4^{2-}, Cl-	Appendix III	Appendix IV	RAD 226/228	Cobalt	Boron				Sample Comment
BOW-BGWC-25	WG	G					5			X	X	X	X	X						
BOW-BGWC-30	WG	G					5			X	X	X	X	X						
BOW-BGWA-6	WG	G			8/15/24	1136	5			X	X	X	X	X						
BOW-BGWC-31	WG	G					5			X	X	X	X	X						
BOW-BGWC-32	WG	G					5			X	X	X	X	X						
BOW-BGWC-34D	WG	G					5			X	X	X	X	X						
BOW-BGWC-35D	WG	G					5			X	X	X	X	X						
BOW-BGWC-36D	WG	G					5			X	X	X	X	X						
BOW-BGWC-37D	WG	G					5			X	X	X	X	X						
BOW-BGWC-38D	WG	G					5			X	X	X	X	X						

Lab Use Only: Proj. Mgr: Ronnie Vang; AcctNum / Client ID:; Table #:; Profile / Template: 16507; Prelog / Bottle Ord. ID: EZ 3136135

Preservation non-conformance Rectified for sample

Additional Instructions from Pace®:
Task Code: BOW-CCR-ASSMT-2024S2
App. III: Boron, Calcium, Chloride, Fluoride, Sulfate, TDS
App. IV: Antimony, Arsenic, Barium, Beryllium, Cadmium, Chromium, Cobalt, Combined Radium, Fluoride, Lead, Lithium, Mercury, Molybdenum, Selenium, Thallium

Collected By: Kevin Stephenson, William Leaker, Jay Stewart, Natalie Pipero
Printed Name:
Signature:

Customer Remarks / Special Conditions / Possible Hazards:

Coolers: Thermometer ID: Correction Factor (°C): Obs. Temp (°C): Corrected Temp. (°C): [ ] On Ice

Relinquished by/Company: (Signature)	Date/Time:	Received by/Company: (Signature)	Date/Time:	Tracking Number:
Residue Env.	8/16/24 1151	Ryan Williams / Pace	8/16/24 1151	
Ryan Williams / Pace	8/16/24 1355		8/16/24 1355	Delivered by: [ ] In-Person [ ] Courier [ ] FedEX [ ] UPS [ ] Other
Relinquished by/Company: (Signature)	Date/Time:	Received by/Company: (Signature)	Date/Time:	
Relinquished by/Company: (Signature)	Date/Time:	Received by/Company: (Signature)	Date/Time:	Page: 3 of 5

Submitting a sample via this chain of custody constitutes acknowledgment and acceptance of the Pace® Terms and Conditions found at https://www.pacelabs.com/resource-library/resource/pace-terms-and-conditions/

ENV-FRM-CORC-0019_v02_110123 ©

Pace® Location Requested (City/State):
Pace Analytical Charlotte
9800 Kincey Ave. Suite 100, Huntersville, NC 28078

CHAIN-OF-CUSTODY Analytical Request Document

Chain-of-Custody is a LEGAL DOCUMENT - Complete all relevant fields

LAB USE ONLY- Affix Workorder/Login Label Here

Scan QR Code for instructions

Company Name: Georgia Power - Bowen	Contact/Report To: Kristen Jurinko, Mintao Lu, Marty Crook
Street Address: 241 Ralph McGill Blvd NE, Atlanta, GA 30308	Phone #: (470) 217-0008
	E-Mail: knjurink@southernco.com
	Cc E-Mail: Laura Midkiff, Ben Hodges, Mike Smilley, Noelia Gangi
Customer Project #:	Invoice to: Account Payable
Project Name: Bowen AP-1	Invoice E-mail: georgiapowerinvoices@southernco.com
Site Collection Info/Facility ID (as applicable):	Purchase Order # (if applicable): GPC82474-0007
	Quote #:
Time Zone Collected: [ ] AK [ ] PT [ ] MT [ ] CT [X] ET	County / State origin of sample(s): Georgia
Data Deliverables: [ ] Level II [ ] Level III [ ] Level IV [ ] EQUIS [ ] Other	Regulatory Program (DW, RCRA, etc.) as applicable: Reportable [ ] Yes [ ] No
	Rush (Pre-approval required): [ ] Same Day [ ] 1 Day [ ] 2 Day [ ] 3 Day Other
	Date Results Requested:
	DW PWSID # or WW Permit # as applicable:
	Field Filtered (if applicable): [ ] Yes [ ] No
	Analysis:

* Matrix Codes (Insert in Matrix box below): Drinking Water (DW), Ground Water (GW), Wastewater (WW), Product (P), Soil/Solid (SS), Oil (OI), Wipe (WP), Tissue (TS), Bioassay (B), Vapor (V), Surface Water (SW), Sediment (SED), Sludge (SL), Caulk (CK), Leachate (LL), Biosolid (BS), Other (OT)

Customer Sample ID	Matrix*	Comp / Grab	Composite Start Date	Composite Start Time	Collected or Composite End Date	Collected or Composite End Time	# Cont.	Residual Chlorine Result	Residual Chlorine Units	2540C Total Dissolved Solids	300.0-F-,SO4-2,Cl-	Appendix III	Appendix IV	RAD 226/228	Cobalt	Boron				Sample Comment	Preservation non-conformance identified for sample:
Specify Container Size **										2	3	3	3	1	3						
Identify Container Preservative Type***										1	1	2	2	2	2						
Analysis Requested																					
BOW-BGWC-39	WG	G					5			X	X	X	X	X							
BOW-BGWC-40	WG	G					5			X	X	X	X	X							
BOW-BGWC-41D	WG	G					5			X	X	X	X	X							
BOW-BGWC-42D	WG	G					5			X	X	X	X	X							
BOW-BGWC-43D	WG	G					5			X	X	X	X	X							
BOW-BGWC-44D	WG	G			8/15/24	1325	5			X	X	X	X	X							
BOW-BGWC-49D	WG	G					5			X	X	X	X	X							
BOW-BGWC-50D	WG	G					5			X	X	X	X	X							
BOW-BGWC-51	WG	G					5			X	X	X	X	X							
BOW-BGWC-52	WG	G					5			X	X	X	X	X							

**Container Size: (1) 1L, (2) 500mL, (3) 250mL, (4) 125mL, (5) 100mL, (6) 40mL vial, (7) EnCore, (8) TerraCore, (9) 90mL, (10) Other

*** Preservative Types: (1) None, (2) HNO3, (3) H2SO4, (4) HCl, (5) NaOH, (6) Zn Acetate, (7) NaHSO4, (8) Sod. Thiosulfate, (9) Ascorbic Acid, (10) MeOH, (11) Other

Lab Use Only: Proj. Mgr: Bonnie Vang; Acct.Num / Client ID:; Table #:; Profile / Template: 16507; Prelog / Bottle Ord. ID: EZ 3136135

Additional Instructions from Pace®:
Task Code: BOW-CCR-ASSMT-2024S2
App. III: Boron, Calcium, Chloride, Fluoride, Sulfate, TDS
App. IV: Antimony, Arsenic, Barium, Beryllium, Cadmium, Chromium, Cobalt, Combined Radium, Fluoride, Lead, Lithium, Mercury, Molybdenum, Selenium, Thallium

Collected By: Kevin Stephenson, William Laaker, Jay Siewert, Natalie Piparo
Printed Name
Signature
Pace/Geo Environmental

Customer Remarks / Special Conditions / Possible Hazards:

Coolers: Thermometer ID: Correction Factor (°C): Obs. Temp. (°C): Corrected Temp. (°C): [ ] On Ice

Relinquished by/Company: (Signature)	Date/Time:	Received by/Company: (Signature)	Date/Time:	Tracking Number:
Footsite Env.	8/16/24 1151	Ryan Williams / Pace	8/16/24 1151	
Ryan Williams / Pace	8/16/24 1355		8/16/24 1355	Delivered by: [ ] In-Person [ ] Courier [ ] FedEx [ ] UPS [ ] Other
Relinquished by/Company: (Signature)	Date/Time:	Received by/Company: (Signature)	Date/Time:	
Relinquished by/Company: (Signature)	Date/Time:	Received by/Company: (Signature)	Date/Time:	

Page: 4 of 5

Submitting a sample via this chain of custody constitutes acknowledgment and acceptance of the Pace® Terms and Conditions found at https://www.pacelabs.com/resource-library/resource/pace-terms-and-conditions/

ENV-FRM-CORC-0019_v02_110123 ©

Pace® Location Requested (City/State):
Pace Analytical Charlotte
9800 Kincey Ave. Suite 100, Huntersville, NC 28078

CHAIN-OF-CUSTODY Analytical Request Document

Chain-of-Custody is a LEGAL DOCUMENT - Complete all relevant fields

LAB USE ONLY- Affix Workorder/Login Label Here

Scan QR Code for instructions

Company Name: Georgia Power - Bowen	Contact/Report To: Kristen Jurinko, Mintao Lu, Marty Crook
Street Address: 241 Ralph McGill Blvd NE, Atlanta, GA 30308	Phone #: (470) 217-0008
	E-Mail: knjurink@southernco.com
	Cc E-Mail: Laura Midkiff, Ben Hodges, Mike Smilley, Noelia Gangi
Customer Project #:	Invoice to: Account Payable
Project Name: Bowen AP-1	Invoice E-mail: georgiapowerinvoices@southernco.com
Site Collection Info/Facility ID (as applicable):	Purchase Order # (if applicable): GPC82474-0007
	Quote #:
Time Zone Collected: [ ] AK [ ] PT [ ] MT [ ] CT [X] ET	County / State origin of sample(s): Georgia
Data Deliverables: [ ] Level II [ ] Level III [ ] Level IV [ ] EQUIS [ ] Other	Regulatory Program (DW, RCRA, etc.) as applicable: Reportable [ ] Yes [ ] No
	Rush (Pre-approval required): [ ] Same Day [ ] 1 Day [ ] 2 Day [ ] 3 Day Other _____ Date Results Requested:
	DW PWSID # or WW Permit # as applicable: Field Filtered (if applicable): [ ] Yes [ ] No Analysis:

* Matrix Codes (Insert in Matrix box below): Drinking Water (DW), Ground Water (GW), Wastewater (WW), Product (P), Soil/Solid (SS), Oil (OL), Wipe (WP), Tissue (TS), Bioassay (B), Vapor (V), Surface Water (SW), Sediment (SED), Sludge (SL), Caulk (CK), Leachate (LE), Biosolid (BS), Other (OT)

Specify Container Size **: 2 | 3 | 3 | 3 | 1 | 3

Identify Container Preservative Type***: 1 | 1 | 2 | 2 | 2 | 2

Analysis Requested

Customer Sample ID	Matrix*	Comp / Grab	Composite Start Date	Composite Start Time	Collected or Composite End Date	Collected or Composite End Time	# Cont.	Residual Chlorine Result	Residual Chlorine Units	2540C Total Dissolved Solids	300.0-F-,SO4-2, Cl	Appendix III	Appendix IV	RAD 226/228	Cobalt	Boron	Lab Use Only	Sample Comment	Preservation non-conformance identified for sample
BOW-PZ-7	WG	G					5			X	X	X	X	X					
BOW-PZ-8	WG	G					3					X			X				
BOW-AP1-FD-08	WG	G			8/15/24	—	5			X	X	X	X	X					
BOW-AP1-FD-	WG	G					5			X	X	X	X	X					
BOW-AP1-FD-	WG	G					5			X	X	X	X	X					
BOW-AP1-FD-	WG	G					5			X	X	X	X	X					
BOW-AP1-FB-08	WQ	G			8/15/24	1610	5			X	X	X	X	X					
BOW-AP1-FB-	WQ	G					5			X	X	X	X	X					
BOW-AP1-EB-08	WQ	G			8/15/24	1604	5			X	X	X	X	X					
BOW-AP1-EB-	WQ	G					5			X	X	X	X	X					

Tab Use Only: Proj. Mgr: Bonnie Vang; Acct.Num / Client ID:; Table #:; Profile / Template: 16507; Prelog / Bottle Ord. ID: EZ 3136135

Additional Instructions from Pace®:
Task Code: BOW-CCR-ASSMT-2024S2
App. IB: Boron, Calcium, Chloride, Fluoride, Sulfate, TDS
App. IV: Antimony, Arsenic, Barium, Beryllium, Cadmium, Chromium, Cobalt, Combined Radium, Fluoride, Lead, Lithium, Mercury, Molybdenum, Selenium, Thallium

Collected By: Printed Name: Kevin Stephenson, William Leaker, Jay Siewert, Natalie Piparo
Signature: Resolute Environmental

Customer Remarks / Special Conditions / Possible Hazards:

Coolers: | Thermometer ID: | Correction Factor (°C): | Obs. Temp. (°C): | Corrected Temp. (°C): | [ ] On Ice

Relinquished by/Company: (Signature)	Date/Time:	Received by/Company: (Signature)	Date/Time:	Tracking Number:
Resolute Env.	9/16/24 1151	Ryan Williams / Pace	9/16/24 1151	
Ryan Williams / Pace	9/16/24 1355		9/16/24 1355	Delivered by: [ ] In-Person [ ] Courier [ ] FedEX [ ] UPS [ ] Other
Relinquished by/Company: (Signature)	Date/Time:	Received by/Company: (Signature)	Date/Time:	
Relinquished by/Company: (Signature)	Date/Time:	Received by/Company: (Signature)	Date/Time:	Page: 5 of 5

Submitting a sample via this chain of custody constitutes acknowledgment and acceptance of the Pace® Terms and Conditions found at https://www.pacelabs.com/resource-library/resource/pace-terms-and-conditions/

ENV-FRM-CORC-0019_v02_110123 ©

Pace® Location Requested (City/State): Pace Analytical Charlotte, 9800 Kincey Ave. Suite 100, Huntersville, NC 28078

CHAIN-OF-CUSTODY Analytical Request Document

Chain-of-Custody is a LEGAL DOCUMENT - Complete all relevant fields

LAB USE ONLY- Affix Workorder/Login Label Here

92748202

Scan QR Code for instructions

Company Name: Georgia Power - Bowen

Street Address: 241 Ralph McGill Blvd NE, Atlanta, GA 30308

Customer Project #:

Project Name: Bowen AP-1

Site Collection Info/Facility ID (as applicable):

Contact/Report To: Kristen Jurinko, Mintao Lu, Marty Crook

Phone #: (470) 217-0008

E-Mail: knjurink@southernco.com

Cc E-Mail: Laura Midkiff, Ben Hodges, Mike Smilley, Noelia Gangi

Invoice to: Account Payable

Invoice E-mail: georgiapowerinvoices@southernco.com

Purchase Order # (if applicable): GPC82474-0007

Quote #:

Time Zone Collected: [ ] AK [ ] PT [ ] MT [ ] CT [X] ET

County / State origin of sample(s): Georgia

Data Deliverables: [ ] Level II [ ] Level III [ ] Level IV [ ] EQUIS [ ] Other

Regulatory Program (DW, RCRA, etc.) as applicable: Reportable [ ] Yes [ ] No

Rush (Pre-approval required): [ ] Same Day [ ] 1 Day [ ] 2 Day [ ] 3 Day Other

Date Results Requested:

DW PWSID # or WW Permit # as applicable:

Field Filtered (if applicable): [ ] Yes [ ] No

Analysis:

* Matrix Codes (Insert in Matrix box below): Drinking Water (DW), Ground Water (GW), Wastewater (WW), Product (P), Soil/Solid (SS), Oil (OL), Wipe (WP), Tissue (TS), Bioassay (B), Vapor (V), Surface Water (SW), Sediment (SED), Sludge (SL), Caulk (CK), Leachate (L), Biosolid (BS), Other (OT)

Specify Container Size **: 2 3 3 3 1 3

Identify Container Preservative Type***: 1 1 2 2 2 2

** Container Size: (1) 1L, (2) 500mL, (3) 250mL, (4) 125mL, (5) 100mL, (6) 40mL vial, (7) EnCore, (8) TerraCore, (9) 50mL, (10) Other

*** Preservative Types: (1) None, (2) HNO3, (3) H2SO4, (4) HCl, (5) NaOH, (6) Zn Acetate, (7) NaHSO4, (8) Sod. Thiosulfate, (9) Ascorbic Acid, (10) MeOH, (11) Other

Analysis Requested: 2540C Total Dissolved Solids; 300.0-F-,SO4-2, Cl; Appendix III; Appendix IV; RAD 226/228; Cobalt; Boron

Lab Use Only: Proj. Mgr: Bonnie Wang; AcctNum / Client ID:; Table #:; Profile / Template: 16507; Prelog / Bottle Ord. ID: EZ 3136135

Customer Sample ID	Matrix*	Comp / Grab	Composite Start Date	Composite Start Time	Collected or Composite End Date	Collected or Composite End Time	# Cont.	Residual Chlorine Result	Residual Chlorine Units	Sample Comment	Preservation non conformance identified (Y/N)
BOW-BGWA-2	WG	G					5				
BOW-BGWA-29	WG	G					5				
BOW-BGWA-33	WG	G					5				
BOW-BGWA-47D	WG	G					5				
BOW-BGWA-48D	WG	G					5				
BOW-BGWC-7	WG	G			8/16/24	1056	5				
BOW-BGWC-8	WG	G			8/16/24	1225	5				
BOW-BGWC-9	WG	G					5				
BOW-BGWC-10	WG	G					5				
BOW-BGWC-12	WG	G					5				

Additional Instructions from Pace®:

Task Code: BOW-CCR-ASSMT-2024S2

App. III: Boron, Calcium, Chloride, Fluoride, Sulfate, TDS

App. IV: Antimony, Arsenic, Barium, Beryllium, Cadmium, Chromium, Cobalt, Combined Radium, Fluoride, Lead, Lithium, Mercury, Molybdenum, Selenium, Thallium

Collected By: Printed Name: Kevin Stephenson, William Lasker, Jay Siewert, Natalie Piparo

Signature:

Customer Remarks / Special Conditions / Possible Hazards:

Coolers: Thermometer ID: Correction Factor (°C): Obs. Temp. (°C): Corrected Temp. (°C): [ ] On Ice

Relinquished by/Company: (Signature)	Date/Time:	Received by/Company: (Signature)	Date/Time:	Tracking Number:
Relinquished by/Company: (Signature) Ryan Williams / Pace	8/20/24 1008	Received by/Company: (Signature) Pace	8/20/24 1009	
Relinquished by/Company: (Signature)	8/20/24 1409	Received by/Company: (Signature)	8/20/24 1408	Delivered by: [ ] In-Person [ ] Courier [ ] FedEX [ ] UPS [ ] Other
Relinquished by/Company: (Signature)	Date/Time:	Received by/Company: (Signature)	Date/Time:	Page: 1 of 5
Relinquished by/Company: (Signature)	Date/Time:	Received by/Company: (Signature)	Date/Time:	

Submitting a sample via this chain of custody constitutes acknowledgment and acceptance of the Pace® Terms and Conditions found at https://www.pacelabs.com/resource-library/resource/pace-terms-and-conditions/

ENV-FRM-CORQ-0019_v02_110123 ©

Pace® Location Requested (City/State):

Pace Analytical Charlotte
3800 Rotary Ave, Suite 108, Huntersville, NC 28078

CHAIN-OF-CUSTODY Analytical Request Document

Chain-of-Custody is a LEGAL DOCUMENT - Complete all relevant fields

LAB USE ONLY- Affix Workorder/Login Label Here

Scan QR Code for Instructions

Company Name: Georgia Power - Bowen	Contact/Report To: Kristen Jurinko, Mintao Lu, Marty Crook
Street Address: 241 Ralph McGill Blvd NE, Atlanta, GA 30308	Phone #: (470) 217-0008
	E-Mail: knjurink@southernco.com
	Cc E-Mail: Laura Mickliff, Ben Hodges, Mike Smilley, Noelia Gangi
Customer Project #:	Invoice to: Account Payable
Project Name: Bowen AP-1	Invoice E-mail: georglapowerinvoices@southernco.com
Site Collection Info/Facility ID (as applicable):	Purchase Order # (if applicable): GPC82474-0007
	Quote #:
Time Zone Collected: [ ] AK [ ] PT [ ] MT [ ] CT [X] ET	County / State origin of sample(s): Georgia
Data Deliverables: [ ] Level II [ ] Level III [ ] Level IV [ ] EQUIS [ ] Other	Regulatory Program (DW, RCRA, etc.) as applicable: Reportable [ ] Yes [ ] No
	Rush (Pre-approval required): [ ] Same Day [ ] 1 Day [ ] 2 Day [ ] 5 Day Other
	Date Results Requested:
	DW PWSID # or WW Permit # as applicable:
	Field Filtered (if applicable): [ ] Yes [ ] No
	Analysis:

Specify Container Size **: 2 3 3 3 1 3

Identify Container Preservative Type***: 1 1 2 2 2 2

Analysis Requested

** Container Size: (1) 1L, (2) 500mL, (3) 250mL, (4) 125mL, (5) 100mL, (6) 40mL vial, (7) EnCore, (8) TerraCore, (9) 80mL, (10) Other

*** Preservative Types: (1) None, (2) HNO3, (3) H2SO4, (4) HCl, (5) NaOH, (6) Zn Acetate, (7) NaHSO4, (8) Sod Thiosulfate, (9) Ascorbic Acid, (10) MeOH, (11) Other

Lab Use Only: Proj. Mgr: Bonnie Vang; AcctNum / Client ID:; Table #:; Profile / Template: 16507; Prelog / Bottle Ord. ID: EZ 3136135

* Matrix Codes (Insert in Matrix box below): Drinking Water (DW), Ground Water (GW), Wastewater (WW), Product (P), Soil/Solid (SS), Oil (OL), Wipe (WP), Tissue (TS), Bioassay (B), Vapor (V), Surface Water (SW), Sediment (SED), Sludge (SL), Gaulk (CK), Leachate (LL), Biosolid (BS), Other (OT)

Customer Sample ID	Matrix *	Comp / Grab	Composite Start Date	Composite Start Time	Collected or Composite End Date	Collected or Composite End Time	# Cont.	Residual Chlorine Result	Residual Chlorine Units	2540C Total Dissolved Solids	300.0-F; SOP-, Cl-	Appendix III	Appendix IV	RAD 226/228	Cobalt	Boron	Sample Comment	Preservation non-conformance identified for sample
BOW-BGWC-14A	WG	G			8/16/24	1310	5			X	X	X	X	X				
BOW-BGWC-16	WG	G					5			X	X	X	X	X				
BOW-BGWC-17	WG	G					5			X	X	X	X	X				
BOW-BGWC-18	WG	G					5			X	X	X	X	X				
BOW-BGWC-19	WG	G					5			X	X	X	X	X				
BOW-BGWC-20	WG	G					5			X	X	X	X	X				
BOW-BGWC-21	WG	G					5			X	X	X	X	X				
BOW-BGWC-22	WG	G					5			X	X	X	X	X				
BOW-BGWC-23	WG	G					5			X	X	X	X	X				
BOW-BGWC-24	WG	G					5			X	X	X	X	X				

Additional Instructions from Pace®:
Task Code: BOW-CCR-ASSMT-2024S2
App. III: Boron, Calcium, Chloride, Fluoride, Sulfate, TDS
App. IV: Antimony, Arsenic, Barium, Beryllium, Cadmium, Chromium, Cobalt, Combined Radium, Fluoride, Lead, Lithium, Mercury, Molybdenum, Selenium, Thallium

Collected By: Printed Name: Kevin Stephenson, William Laaker, Jay Siewert, Natalie Pigaro
Signature: (Resolute Environmental)

Customer Remarks / Special Conditions / Possible Hazards:

Coolers: Thermometer ID: Correction Factor (°C): Obs. Temp. (°C): Corrected Temp. (°C): [ ] On Ice

Relinquished by/Company: (Signature)	Date/Time:	Received by/Company: (Signature)	Date/Time:	Tracking Number:
Resolute Env.	8/20/24 1008	Ryan Williams / Pace	8/20/24 1008	
Ryan Williams / Pace	8/20/24 1409		8/20/24 1409	Delivered by: [ ] In-Person [ ] Courier [ ] FedEX [ ] UPS [ ] Other
Relinquished by/Company: (Signature)	Date/Time:	Received by/Company: (Signature)	Date/Time:	
Relinquished by/Company: (Signature)	Date/Time:	Received by/Company: (Signature)	Date/Time:	Page: 2 of 5

Submitting a sample via this chain of custody constitutes acknowledgment and acceptance of the Pace® Terms and Conditions found at https://www.pacelabs.com/resource-library/resource/pace-terms-and-conditions/

ENV-FRM-CORQ-0019_v02_110123 ©

Pace® Location Requested (City/State): Pace Analytical Charlotte, 9800 Kincey Ave. Suite 100, Huntersville, NC 28078

CHAIN-OF-CUSTODY Analytical Request Document

Chain-of-Custody is a LEGAL DOCUMENT - Complete all relevant fields

LAB USE ONLY- Affix Workorder/Login Label Here

Scan QR Code for instructions

Company Name: Georgia Power - Bowen	Contact/Report To: Kristen Jurinko, Mintao Lu, Marty Crook
Street Address: 241 Ralph McGill Blvd NE, Atlanta, GA 30308	Phone #: (470) 217-0008
	E-Mail: knjurink@southernco.com
	Cc E-Mail: Laura Midkiff, Ben Hodges, Mike Smilley, Noelia Gangi
Customer Project #:	Invoice to: Account Payable
Project Name: Bowen AP-1	Invoice E-mail: georgiapowerinvoices@southernco.com
Site Collection Info/Facility ID (as applicable):	Purchase Order # (if applicable): GPC82474-0007
	Quote #:
Time Zone Collected: [ ] AK [ ] PT [ ] MT [ ] CT [X] ET	County / State origin of sample(s): Georgia
Data Deliverables: [ ] Level II [ ] Level III [ ] Level IV [ ] EQUIS [ ] Other	Regulatory Program (DW, RCRA, etc.) as applicable: Reportable [ ] Yes [ ] No
	Rush (Pre-approval required): [ ] Same Day [ ] 1 Day [ ] 2 Day [ ] 3 Day Other
	Date Results Requested:
	DW PWSID # or WW Permit # as applicable:
	Field Filtered (if applicable): [ ] Yes [ ] No
	Analysis:

Specify Container Size **: 2 3 3 3 1 3

Identify Container Preservative Type***: 1 1 2 2 2 2

Analysis Requested

**Container Size: (1) 1L, (2) 500mL, (3) 250mL, (4) 125mL, (5) 100mL, (6) 40mL vial, (7) En-Core, (8) TerraCore, (9) 90mL, (10) Other

*** Preservative Types: (1) None, (2) HNO3, (3) H2SO4, (4) HCl, (5) NaOH, (6) Zn Acetate, (7) NaHSO4, (8) Sod. Thiosulfate, (9) Ascorbic Acid, (10) MeOH, (11) Other

Lab Use Only: Proj. Mgr: Bonnie Wang; Acctnum / Client ID:; Table #:; Profile / Template: 16507; Prelog / Bottle Ord. ID: EZ 3136135

* Matrix Codes (Insert in Matrix box below): Drinking Water (DW), Ground Water (GW), Wastewater (WW), Product (P), Soil/Solid (SS), Oil (OL), Wipe (WP), Tissue (TS), Bioassay (B), Vapor (V), Surface Water (SW), Sediment (SED), Sludge (SL), Caulk (CK), Leachate (LL), Biosolid (BS), Other (OT)

Customer Sample ID	Matrix*	Comp / Grab	Composite Start Date	Composite Start Time	Collected or Composite End Date	Collected or Composite End Time	# Cont.	Residual Chlorine Result	Residual Chlorine Units	2540C Total Dissolved Solids	300.0-F, SO4, Cl	Appendix III	Appendix IV	RAD 226/228	Cobalt	Boron	Sample Comment	Preservation non-conformance identified for sample
BOW-BGWC-39	WG	G					5			X	X	X	X	X				
BOW-BGWC-40	WG	G					5			X	X	X	X	X				
BOW-BGWC-41D	WG	G					5			X	X	X	X	X				
BOW-BGWC-42D	WG	G					5			X	X	X	X	X				
BOW-BGWC-43D	WG	G					5			X	X	X	X	X				
BOW-BGWC-44D	WG	G					5			X	X	X	X	X				
BOW-BGWC-49D	WG	G					5			X	X	X	X	X				
BOW-BGWC-50D	WG	G			8/16/24	1107	5			X	X	X	X	X				
BOW-BGWC-51	WG	G					5			X	X	X	X	X				
BOW-BGWC-52	WG	G					5			X	X	X	X	X				

Additional Instructions from Pace®:
Task Code: BCW-CCR-ASSMT-2024S2
App. III: Boron, Calcium, Chloride, Fluoride, Sulfate, TDS
App. IV: Antimony, Arsenic, Barium, Beryllium, Cadmium, Chromium, Cobalt, Combined Radium, Fluoride, Lead, Lithium, Mercury, Molybdenum, Selenium, Thallium

Collected By: Printed Name: Kevin Stephenson, William Laaker, Jay Siewert, Natalie Piparo
Signature: [signature] Resolute Environmental

Customer Remarks / Special Conditions / Possible Hazards:

Coolers: Thermometer ID: Correction Factor (°C): Obs. Temp. (°C): Corrected Temp. (°C): [ ] On Ice

Relinquished by/Company: (Signature)	Date/Time:	Received by/Company: (Signature)	Date/Time:
[signature] Resolute Env.	8/20/24 1008	[signature] / Pace	8/20/24 1008
[signature] / Pace	8/20/24 1408	[signature]	8/20/24 1408

Tracking Number:

Delivered by: [ ] In-Person [ ] Courier [ ] FedEX [ ] UPS [ ] Other

Submitting a sample via this chain of custody constitutes acknowledgment and acceptance of the Pace® Terms and Conditions found at https://www.pacelabs.com/resource-library/resource/pace-terms-and-conditions/

Pace

DC#_Title: ENV-FRM-HUNT-0080-V05_Sample Condition Upon Receipt

Effective Date: 05/24/2024

Laboratory receiving samples:
Asheville ☐ Eden ☐ Greenwood ☐ Huntersville ☐ Raleigh ☐ Mechanicsville ☐ Atlanta ☑ Kernersville ☐

Sample Condition Upon Receipt

Client Name: GA Power - Bowen

Project #:

Courier: ☐ Commercial ☐ Fed Ex ☑ Pace ☐ UPS ☐ USPS ☐ Other:____ ☐ Client

Custody Seal Present? ☑ Yes ☐ No Seals Intact? ☑ Yes ☐ No ☐ N/A

Date/Initials Person Examining Contents: 8/20/24 [illegible]

Packing Material: ☑ Bubble Wrap ☐ Bubble Bags ☐ None ☐ Other

Biological Tissue Frozen? ☐ Yes ☐ No ☑ N/A

Thermometer: ☐ IR Gun ID: 214

Type of Ice: ☑ Wet ☐ Blue ☐ None

Cooler Temp: 5.3

Correction Factor: Add/Subtract (°C) 0

Temp should be above freezing to 6°C
☐ Samples out of temp criteria. Samples on ice, cooling process has begun

Cooler Temp Corrected (°C): 5.3

USDA Regulated Soil (☐ N/A, water sample)
Did samples originate in a quarantine zone within the United States: CA, NY, or SC (check maps)? ☐ Yes ☐ No

Did samples originate from a foreign source (internationally, including Hawaii and Puerto Rico)? ☐ Yes ☐ No

				Comments/Discrepancy:
Chain of Custody Present?	☑ Yes	☐ No	☐ N/A	1.
Samples Arrived within Hold Time?	☑ Yes	☐ No	☐ N/A	2.
Short Hold Time Analysis (<72 hr.)?	☑ Yes	☐ No	☐ N/A	3.
Rush Turn Around Time Requested?	☐ Yes	☑ No	☐ N/A	4.
Sufficient Volume?	☑ Yes	☐ No	☐ N/A	5.
Correct Containers Used?	☑ Yes	☐ No	☐ N/A	6.
-Pace Containers Used?	☑ Yes	☐ No	☐ N/A	
Containers Intact?	☑ Yes	☐ No	☐ N/A	7.
Dissolved analysis: Samples Field Filtered?	☐ Yes	☑ No	☐ N/A	8.
Sample Labels Match COC?	☑ Yes	☐ No	☐ N/A	9.
-Includes Date/Time/ID/Analysis Matrix: WG				
Headspace in VOA Vials (>5-6mm)?	☐ Yes	☐ No	☑ N/A	10.
Trip Blank Present?	☐ Yes	☐ No	☑ N/A	11.
Trip Blank Custody Seals Present?	☐ Yes	☐ No	☑ N/A	

Field Data Required? ☐ Yes ☐ No

COMMENTS/SAMPLE DISCREPANCY

Lot ID of split containers:

CLIENT NOTIFICATION/RESOLUTION

Person contacted: _____ Date/Time: _____

Project Manager SCURF Review: _____ Date: _____

Project Manager SRF Review: _____ Date: _____

Qualtrax ID: 69614

Pace

DC#_Title: ENV-FRM-HUN1-0083 v05_Sample Condition Upon Receipt

Effective Date: 05/24/2024

*Check mark top half of box if pH and/or dechlorination is verified and within the acceptance range for preservation samples.
Exceptions: VOA, Coliform, TOC, Oil and Grease, DRO/8015 (water) DOC, LLHg
**Bottom half of box is to list number of bottles
***Check all unpreserved Nitrates for chlorine

Project #

Laboratory Receiving Location: Asheville ☐ Eden ☐ Greenwood ☐ Huntersville ☐ Raleigh ☐ Mechanicsville ☐ Atlanta ☐ Kernersville ☐

Client GA Power Profile/EZ (Circle one) 3136135 Notes

Item#	BP4U-125 mL Plastic Unpreserved (N/A) (Cl-)	BP3U-250 mL Plastic Unpreserved (N/A)	BP2U-500 mL Plastic Unpreserved (N/A)	BP1U-1 liter Plastic Unpreserved (N/A)	BP1L	BP4S-125 mL Plastic H2SO4 (pH < 2) (Cl-)	BP3N-250 mL plastic HNO3 (pH < 2)	BP4Z-125 mL Plastic ZN Acetate & NaOH (>9)	BP4B-125 mL Plastic NaOH (pH > 12) (Cl-)	WGFU-Wide-mouthed Glass Jar Unpreserved	AG1U-1 liter Amber Unpreserved (N/A) (Cl-)	AG1H-1 liter Amber HCl (pH < 2)	AG3U-250 mL Amber Unpreserved (N/A) (Cl-)	AG1S-1 liter Amber H2SO4 (pH < 2)	AG3S-250 mL Amber H2SO4 (pH < 2)	DG9U-40 mL Amber NH4Cl (N/A)(Cl-)	DG9H-40 mL VOA HCl (N/A)	VG9T-40 mL VOA Na2S2O3 (N/A)	VG9U-40 mL VOA Unpreserved (N/A)	DG9V-40 mL VOA H3PO4 (N/A)	KP7U-50 mL Plastic Unpreserved (N/A)	V/GK (3 Vials per kit)-VPH/Gas Kit (N/A)	SP5T-125 mL Sterile Plastic (N/A – lab)	SP2T-250 mL Sterile Plastic (N/A – lab)		BP3R-250 mL Plastic (NH2)2SO4 (9.3-9.7)	AG0U-100 mL Amber Unpreserved (N/A) (Cl-)	VSGU-20 mL Scintillation vials (N/A)	Headspace ml Amber Unpreserved vials (N/A)
CC																														
1		1	1		2		1 ✓																							
2		1	1		2		1 ✓																							
3		1	1		2		1 ✓																							
4		1	1		2		1 ✓																							
5																														
6																														
7																														
8																														
9																														
10																														
11																														
12																														

pH Adjustment Log for Preserved Samples

Sample ID	Type of Preservative	pH upon receipt	Date preservation adjusted	Time preservation adjusted	Amount of Preservative added	Lot #

Note: Whenever there is a discrepancy affecting North Carolina compliance samples, a copy of this form will be sent to the North Carolina DENR Certification Office (i.e. Out of hold, incorrect preservative, out of temp, incorrect containers.

Pace® Location Requested (City/State):

Pace Analytical Charlotte
9800 Kincey Ave. Suite 100, Huntersville, NC 28078

CHAIN-OF-CUSTODY Analytical Request Document

Chain-of-Custody is a LEGAL DOCUMENT – Complete all relevant fields

LAB USE ONLY- Affix Workorder/Login Label Here

Scan OR Code for Instructions

Company Name: Georgia Power - Bowen	Contact/Report To: Kristen Jurinko, Mintao Lu, Marty Crook
Street Address: 241 Ralph McGill Blvd NE, Atlanta, GA 30308	Phone #: (470) 217-0008
	E-Mail: knjurink@southernco.com
	Cc E-Mail: Laura Midkiff, Ben Hodges, Mike Smilley, Noelia Gangi
Customer Project #:	Invoice to: Account Payable
Project Name: Bowen AP-1	Invoice E-mail: georgiapowerinvoices@southernco.com
Site Collection Info/Facility ID (as applicable):	Purchase Order # (if applicable): GPC82474-0007
	Quote #:
Time Zone Collected: [ ] AK [ ] PT [ ] MT [ ] CT [X] ET	County / State origin of sample(s): Georgia
Data Deliverables: [ ] Level II [ ] Level III [ ] Level IV [ ] EQUIS [ ] Other	Regulatory Program (DW, RCRA, etc.) as applicable: Reportable [ ] Yes [ ] No
	Rush (Pre-approval required): [ ] Same Day [ ] 1 Day [ ] 2 Day [ ] 3 Day Other Date Results Requested:
	DW PWSID # or WW Permit # as applicable:
	Field Filtered (if applicable): [ ] Yes [ ] No Analysis:

* Matrix Codes (Insert in Matrix box below): Drinking Water (DW), Ground Water (GW), Wastewater (WW), Product (P), Soil/Solid (SS), Oil (OL), Wipe (WP), Tissue (TS), Bioassay (B), Vapor (V), Surface Water (SW), Sediment (SED), Sludge (SL), Caulk (CK), Leachate (LL), Biosolid (BS), Other (OT)

Specify Container Size **: 2 3 3 3 1 3

Identify Container Preservative Type***: 1 1 2 2 2 2

** Container Size: (1) 1L, (2) 500mL, (3) 250mL, (4) 125mL, (5) 100mL, (6) 40mL vial, (7) EnCore, (8) TerraCore, (9) 90mL, (10) Other

*** Preservative Types: (1) None, (2) HNO3, (3) H2SO4, (4) HCl, (5) NaOH, (6) Zn Acetate, (7) NaHSO4, (8) Sod Thiosulfate, (9) Ascorbic Acid, (10) MeOH, (11) Other

Analysis Requested

Customer Sample ID	Matrix *	Comp / Grab	Composite Start Date	Composite Start Time	Collected or Composite End Date	Collected or Composite End Time	# Cont.	Residual Chlorine Result	Residual Chlorine Units	2540C Total Dissolved Solids	3500-F:SO4**:Cl*	Appendix III	Appendix IV	RAD 226/228	Cobalt	Boron	Lab Use Only	Sample Comment	Preservation non conformance identified for sample.
BOW-BGWA-2	WG	G					5			X	X	X	X	X					
BOW-BGWA-29	WG	G					5			X	X	X	X	X					
BOW-BGWA-33	WG	G					5			X	X	X	X	X					
BOW-BGWA-47D	WG	G					5			X	X	X	X	X					
BOW-BGWA-48D	WG	G					5			X	X	X	X	X					
BOW-BGWC-7	WG	G					5			X	X	X	X	X					
BOW-BGWC-8	WG	G					5			X	X	X	X	X					
BOW-BGWC-9	WG	G			8/19/24	1054	5			X	X	X	X	X					
BOW-BGWC-10	WG	G					5			X	X	X	X	X					
BOW-BGWC-12	WG	G			8/19/24	1108	5			X	X	X	X	X					

Lab Use Only: Proj. Mgr: Bonnie Vang; AcctNum / Client ID:; Table #:; Profile / Template: 16507; Prelog / Bottle Ord. ID: EZ 3136135

Additional Instructions from Pace®:
Task Code: BOW-CCR-ASSMT-2024S2
App. III: Boron, Calcium, Chloride, Fluoride, Sulfate, TDS
App. IV: Antimony, Arsenic, Barium, Beryllium, Cadmium, Chromium, Cobalt, Combined Radium, Fluoride, Lead, Lithium, Mercury, Molybdenum, Selenium, Thallium

Collected By: Kevin Stephenson, William Laaker, Jay Siewert
Printed Name: Natalie Piparo
Signature:
Resolute Environmental

Customer Remarks / Special Conditions / Possible Hazards:

Coolers: Thermometer ID: Correction Factor (°C): Obs. Temp. (°C): Corrected Temp. (°C): [ ] On Ice

Relinquished by/Company: (Signature)	Date/Time	Received by/Company: (Signature)	Date/Time	Tracking Number:
Resolute Env.	8/20/24 1008	Ryan Nilliam / Pace	8/20/24 1608	
Ryan Nilliam / Pace	8/20/24 1409		8/20/24 1408	Delivered by: [ ] In-Person [ ] Courier [ ] FedEx [ ] UPS [ ] Other
Relinquished by/Company: (Signature)	Date/Time:	Received by/Company: (Signature)	Date/Time:	
Relinquished by/Company: (Signature)	Date/Time:	Received by/Company: (Signature)	Date/Time:	Page: 1 of 5

Submitting a sample via this chain of custody constitutes acknowledgment and acceptance of the Pace® Terms and Conditions found at https://www.pacelabs.com/resource-library/resource/pace-terms-and-conditions/

ENV-FRM-CORQ-0019_v02_110123 ©

Pace® Location Requested (City/State):

Pace Analytical Charlotte
5800 Silvery Ave. Suite 100, Huntersville, NC 28078

CHAIN-OF-CUSTODY Analytical Request Document

Chain-of-Custody is a LEGAL DOCUMENT - Complete all relevant fields

LAB USE ONLY- Affix Workorder/Login Label Here

Scan QR Code for instructions

Company Name: Georgia Power - Bowen	Contact/Report To: Kristen Junnko, Mintao Lu, Marty Crook
Street Address: 241 Ralph McGill Blvd NE, Atlanta, GA 30308	Phone #: (470) 217-0008
	E-Mail: knjurnk@southernco.com
	Cc E-Mail: Laura Midkiff, Ben Hodges, Mike Smilley, Noelia Gangi
Customer Project #:	Invoice to: Account Payable
Project Name: Bowen AP-1	Invoice E-mail: georgiapowerinvoices@southernco.com
Site Collection Info/Facility ID (as applicable):	Purchase Order # (if applicable): GPC82474-0007
	Quote #:
TimeZone Collected: [ ] AK [ ] PT [ ] MT [ ] CT [X] ET	County / State origin of sample(s): Georgia

Data Deliverables: [ ] Level II [ ] Level III [ ] Level IV [ ] EQUIS [ ] Other_____

Regulatory Program (DW, RCRA, etc.) as applicable: Reportable [ ] Yes [ ] No

Rush (Pre-approval required): [ ] Same Day [ ] 1 Day [ ] 2 Day [ ] 3 Day Other_____

Date Results Requested:

DW PWSID # or WW Permit # as applicable:

Field Filtered (if applicable): [ ] Yes [ ] No

Analysis:

* Matrix Codes (Insert in Matrix box below): Drinking Water (DW), Ground Water (GW), Wastewater (WW), Product (P), Soil/Solid (SS), Oil (OL), Wipe (WP), Tissue (TS), Bioassay (B), Vapor (V), Surface Water (SW), Sediment (SED), Sludge (SL), Caulk (CK), Leachate (LL), Biosolid (BS), Other (OT)

Specify Container Size **: 2 3 3 3 1 3

Identify Container Preservative Type***: 1 1 2 2 2 2

Analysis Requested

Customer Sample ID	Matrix *	Comp / Grab	Composite Start Date	Composite Start Time	Collected or Composite End Date	Collected or Composite End Time	# Cont.	Residual Chlorine Result	Residual Chlorine Units	2540C Total Dissolved Solids	300.0 F- SO4 Cl	Appendix II	Appendix V	RAD 226228	Cobalt	Boron	Sample Comment
BOW-BGWC-14A	WG	G					5			X	X	X	X	X			
BOW-BGWC-16	WG	G			8/19/24	1053	5			X	X	X	X	X			
BOW-BGWC-17	WG	G			8/19/24	1245	5			X	X	X	X	X			
BOW-BGWC-18	WG	G			8/19/24	1410	5			X	X	X	X	X			
BOW-BGWC-19	WG	G			8/19/24	1432	5			X	X	X	X	X			
BOW-BGWC-20	WG	G					5			X	X	X	X	X			
BOW-BGWC-21	WG	G					5			X	X	X	X	X			
BOW-BGWC-22	WG	G					5			X	X	X	X	X			
BOW-BGWC-23	WG	G					5			X	X	X	X	X			
BOW-BGWC-24	WG	G					5										

Lab Use Only: Proj. Mgr: Bonnie Vang; AcctNum / Client ID:; Table #:; Profile / Template: 16507; Prelog / Bottle Ord. ID: EZ 3136135

Preservation non-conformance identified for sample.

Additional Instructions from Pace®:
Task Code: BOW-CCR-ASSMT-2024S2
App. III: Boron, Calcium, Chloride, Fluoride, Sulfate, TDS
App. IV: Antimony, Arsenic, Barium, Beryllium, Cadmium, Chromium, Cobalt, Combined Radium, Fluoride, Lead, Lithium, Mercury, Molybdenum, Selenium, Thallium

Collected By: Kevin Stephenson, William Laaker, Jay Siewert, Natalie Pipan
Printed Name
Signature
Resolute Environmental

Customer Remarks / Special Conditions / Possible Hazards:

Coolers: Thermometer ID: Correction Factor (°C): Obs. Temp (°C): Corrected Temp (°C): [ ] On Ice

Relinquished by/Company: (Signature)	Date/Time:	Received by/Company: (Signature)	Date/Time:	Tracking Number:
Resolute Env.	8/20/24 1008	Dylan Williams / Pace	8/20/24 1008	
Dylan Williams / Pace	8/20/24 1408		8/20/24 1408	Delivered by: [ ] In-Person [ ] Courier [ ] FedEx [ ] UPS [ ] Other
Relinquished by/Company: (Signature)	Date/Time:	Received by/Company: (Signature)	Date/Time:	
Relinquished by/Company: (Signature)	Date/Time:	Received by/Company: (Signature)	Date/Time:	

Submitting a sample via this chain of custody constitutes acknowledgment and acceptance of the Pace® Terms and Conditions found at https://www.pacelabs.com/resource-library/resource/pace-terms-and-conditions/

Pace® Location Requested (City/State):

Pace Analytical Charlotte
5800 Kinsey Ave, Suite 100, Huntersville, NC 28078

CHAIN-OF-CUSTODY Analytical Request Document

Chain-of-Custody is a LEGAL DOCUMENT - Complete all relevant fields

LAB USE ONLY- Affix Workorder/Login Label Here

Scan QR Code for Instructions

Company Name: Georgia Power - Bowen	Contact/Report To: Kristen Jurinko, Mintao Lu, Marty Crook
Street Address: 241 Ralph McGill Blvd NE, Atlanta, GA 30308	Phone #: (470) 217-0008
	E-Mail: knjurink@southernco.com
	Cc E-Mail: Laura Midkiff, Ben Hodges, Mike Smalley, Noolia Gangi
Customer Project #:	Invoice to: Account Payable
Project Name: Bowen AP-1	Invoice E-mail: georgiapowerinvoices@southernco.com
Site Collection Info/Facility ID (as applicable):	Purchase Order # (if applicable): GPC82474-0007
	Quote #:
Time Zone Collected: [ ] AK [ ] PT [ ] MT [ ] CT [X] ET	County / State origin of sample(s): Georgia
Data Deliverables: [ ] Level II [ ] Level III [ ] Level IV [ ] EQUIS [ ] Other	Regulatory Program (DW, RCRA, etc) as applicable: Reportable [ ] Yes [ ] No
	Rush (Pre-approval required): [ ] Same Day [ ] 1 Day [ ] 2 Day [ ] 3 Day Other
	Date Results Requested:
	DW PWSID # or WW Permit # as applicable:
	Field Filtered (if applicable): [ ] Yes [ ] No
	Analysis:

Specify Container Size**: 2 3 3 3 1 1

Identify Container Preservative Type***: 1 1 2 2 2 2

Analysis Requested

**Container Size: (1) 1L, (2) 500mL, (3) 250mL, (4) 125mL, (5) 100mL, (6) 40mL vial, (7) EnCore, (8) Terracore, (9) Hom., (10) Other

*** Preservative Types: (1) None, (2) HNO3, (3) H2SO4, (4) HCl, (5) NaOH, (6) Zn Acetate, (7) NaHSO4, (8) Sod Thiosulfate, (9) Ascorbic Acid, (10) MeOH, (11) Other

* Matrix Codes (insert in Matrix box below): Drinking Water (DW), Ground Water (GW), Wastewater (WW), Product (P), Soil/Solid (SS), Oil (OL), Wipe (WP), Tissue (TS), Bioassay (B), Vapor (V), Surface Water (SW),Sediment (SED), Sludge (SL), Caulk (CK), Leachate (LL), Biosolid (BS), Other (OT)

Customer Sample ID	Matrix *	Comp / Grab	Composite Start Date	Composite Start Time	Collected or Composite End Date	Collected or Composite End Time	# Cont.	Residual Chlorine Result	Residual Chlorine Units	2540C Total Dissolved Solids	300.0-F, SO4, Cl	Appendix III	Appendix IV	RAD 226/228	Cobalt	Boron				Sample Comment	Preservation non-conformance identified for sample.
BOW-BGWC-25	WG	G					5			X	X	X	X	X							
BOW-BGWC-30	WG	G					5			X	X	X	X	X							
BOW-BGWA-6	WG	G					5			X	X	X	X	X							
BOW-BGWC-31	WG	G			8/19/24	1257	5			X	X	X	X	X							
BOW-BGWC-32	WG	G					5			X	X	X	X	X							
BOW-BGWC-34D	WG	G					5			X	X	X	X	X							
BOW-BGWC-35D	WG	G					5			X	X	X	X	X							
BOW-BGWC-36D	WG	G					5			X	X	X	X	X							
BOW-BGWC-37D	WG	G					5			X	X	X	X	X							
BOW-BGWC-38D	WG	G					5														

Lab Use Only: Proj. Mgr: Bonnie Vang; AcctNum / Client ID:; Table #:; Profile / Template: 16507; Prelog / Bottle Ord. ID: EZ 3136135

Additional Instructions from Pace® :
Task Code: BOW-CCR-ASSMT-2024S2
App. III: Boron, Calcium, Chloride, Fluoride, Sulfate, TDS
App. IV: Antimony, Arsenic, Barium, Beryllium, Cadmium, Chromium, Cobalt, Combined Radium, Fluoride, Lead, Lithium, Mercury, Molybdenum, Selenium, Thallium

Collected By: Kevin Stephenson, William Laaker, Jay Siewert, Natalie Piparo
Printed Name:
Signature:
Residuals Environmental

Customer Remarks / Special Conditions / Possible Hazards:

Coolers: Thermometer ID: Correction Factor (°C): Obs. Temp. (°C): Corrected Temp (°C): [ ] On Ice

Relinquished by/Company: (Signature)	Date/Time:	Received by/Company: (Signature)	Date/Time:	Tracking Number:
Residuals Env.	8/20/24 1008	Ryan Williams / Pace	8/20/24 1008	
Ryan Williams / Pace	8/20/24 1408		8/20/24 1408	Delivered by: [ ] In- Person [ ] Courier [ ] FedEx [ ] UPS [ ] Other
Relinquished by/Company: (Signature)	Date/Time:	Received by/Company: (Signature)	Date/Time:	
Relinquished by/Company: (Signature)	Date/Time:	Received by/Company: (Signature)	Date/Time:	

Page: 3 of 5

Submitting a sample via this chain of custody constitutes acknowledgement and acceptance of the Pace® Terms and Conditions found at https://www.pacelabs.com/resource-library/resource/pace-terms-and-conditions/

ENV-FRM-CORO-0019_v02_110123 ©

Pace® Location Requested (City/State):

Pace Analytical Charlotte
6000 Clevey Ave, Suite 100, Huntersville, NC 28078

CHAIN-OF-CUSTODY Analytical Request Document

Chain-of-Custody is a LEGAL DOCUMENT - Complete all relevant fields

LAB USE ONLY- Affix Workorder/Login Label Here

Scan QR Code for instructions

Company Name: Georgia Power - Bowen	Contact/Report To: Kristen Jurinko, Mintao Lu, Marty Crook
Street Address: 241 Ralph McGill Blvd NE, Atlanta, GA 30308	Phone #: (470) 217-0008
	E-Mail: knjurink@southernco.com
	Cc E-Mail: Laura Midkiff, Ben Hodges, Mike Smilley, Noelia Gangi
Customer Project #:	Invoice to: Account Payable
Project Name: Bowen AP-1	Invoice E-mail: georgiapowerinvoices@southernco.com
Site Collection Info/Facility ID (as applicable):	Purchase Order # (if applicable): GPC82474-0007
	Quote #:
Time Zone Collected: [ ] AK [ ] PT [ ] MT [ ] CT [X] ET	County / State origin of sample(s): Georgia

Specify Container Size **: 2 3 3 3 1 3

Identify Container Preservative Type***: 1 1 2 2 2 2

** Container Size: (1) 1L, (2) 500mL, (3) 250mL, (4) 125mL, (5) 100mL, (6) 40mL vial, (7) EnCore, (8) TerraCore, (9) 95mL, (10) Other

*** Preservative Types: (1) None, (2) HNO3, (3) H2SO4, (4) HCl, (5) NaOH, (6) Zn Acetate, (7) NaHSO4, (8) Sod Thiosulfate, (9) Ascorbic Acid, (10) MeOH, (11) Other

Analysis Requested

Data Deliverables:	Regulatory Program (DW, RCRA, etc.) as applicable:	Reportable [ ] Yes [ ] No
[ ] Level II [ ] Level III [ ] Level IV [ ] EQUIS [ ] Other	Rush (Pre-approval required): [ ] Same Day [ ] 1 Day [ ] 2 Day [ ] 3 Day Other	DW PWSID # or WW Permit # as applicable:
	Date Results Requested:	Field Filtered (if applicable): [ ] Yes [ ] No
		Analysis:

Lab Use Only

Proj. Mgr: Bonnie Vang

AcctNum / Client ID:

Table #:

Profile / Template: 16507

Prelog / Bottle Ord. ID: EZ 3136135

Preservation non-conformance (if ref for sample)

* Matrix Codes (Insert in Matrix box below): Drinking Water (DW), Ground Water (GW), Wastewater (WW), Product (P), Soil/Solid (SS), Oil (OL), Wipe (WP), Tissue (TS), Bioassay (B), Vapor (V), Surface Water (SW), Sediment (SED), Sludge (SL), Caulk (CK), Leachate (LE), Biosolid (BS), Other (OT)

Customer Sample ID	Matrix *	Comp / Grab	Composite Start Date	Composite Start Time	Collected or Composite End Date	Collected or Composite End Time	# Cont.	Residual Chlorine Result	Residual Chlorine Units	2540C Total Dissolved Solids	300.0 F, SO4, Cl	Appendix III	Appendix IV	RAD 226/228	Cobalt	Boron	Sample Comment
BOW-PZ-7	WG	G					5			X	X	X	X	X			
BOW-AP1-FD-09	WG	G			8/19/24	—	5			X	X	X	X	X			
BOW-AP1-FD-	WG	G					5			X	X	X	X	X			
BOW-AP1-FD-	WG	G					5			X	X	X	X	X			
BOW-AP1-FD-	WG	G					5			X	X	X	X	X			
BOW-AP1-FB-09	WQ	G			8/19/24	1531	5			X	X	X	X	X			
BOW-AP1-FB-	WQ	G					5			X	X	X	X	X			
BOW-AP1-EB-09	WQ	G			8/19/24	1534	5			X	X	X	X	X			
BOW-AP1-EB-	WQ	G					5			X	X	X	X	X			

Additional Instructions from Pace®:
Task Code: BOW-CCR-ASSMT-2024S2
App. III: Boron, Calcium, Chloride, Fluoride, Sulfate, TDS
App. IV: Antimony, Arsenic, Barium, Beryllium, Cadmium, Chromium, Cobalt, Combined Radium, Fluoride, Lead, Lithium, Mercury, Molybdenum, Selenium, Thallium

Collected By: Kevin Stephenson, William Laaker, Jay Siewert, Natalie Piparo
Printed Name
Signature
Resolute Environmental

Customer Remarks / Special Conditions / Possible Hazards:

Coolers: Thermometer ID: Correction Factor (°C): Obs. Temp (°C): Corrected Temp (°C): [ ] On Ice

Relinquished by/Company: (Signature)	Date/Time:	Received by/Company: (Signature)	Date/Time:	Tracking Number:
Resolute Env.	8/20/24 1008	Liam William / Pace	8/20/24 1008	
Relinquished by/Company: (Signature) Liam William / Pace	Date/Time: 8/20/24 1408	Received by/Company: (Signature)	Date/Time: 8/20/24 1408	Delivered by: [ ] In-Person [ ] Courier [ ] FedEX [ ] UPS [ ] Other
Relinquished by/Company: (Signature)	Date/Time:	Received by/Company: (Signature)	Date/Time:	Page: 5 of 5
Relinquished by/Company: (Signature)	Date/Time:	Received by/Company: (Signature)	Date/Time:	

Submitting a sample via this chain of custody constitutes acknowledgment and acceptance of the Pace® Terms and Conditions found at https://www.pacelabs.com/resource-library/resource/pace-terms-and-conditions/

ENV-FRM-CORD-0019_v02_110123 ©

Pace

Effective Date: 05/24/2024

Laboratory receiving samples:
Asheville ☐ Eden ☐ Greenwood ☐ Huntersville ☐ Raleigh ☐ Mechanicsville ☐ Atlanta ☑ Kernersville ☐

Sample Condition Upon Receipt

Client Name: GA Power - Boren

Project #:

Courier: ☐ Commercial ☐ Fed Ex ☐ UPS ☐ USPS ☐ Client ☑ Pace ☐ Other:

Custody Seal Present? ☑ Yes ☐ No Seals Intact? ☑ Yes ☐ No ☐ N/A

Date/Initials Person Examining Contents: 5/20/24 GM

Packing Material: ☑ Bubble Wrap ☐ Bubble Bags ☐ None ☐ Other

Biological Tissue Frozen? ☐ Yes ☐ No ☑ N/A

Thermometer: ☐ IR Gun ID: 214

Type of Ice: ☑ Wet ☐ Blue ☐ None

Cooler Temp: 5.3 Correction Factor: Add/Subtract (°C) 0

Temp should be above freezing to 6°C
☐ Samples out of temp criteria. Samples on ice, cooling proces has begun

Cooler Temp Corrected (°C): 5.3

USDA Regulated Soil (☐ N/A, water sample)
Did samples originate in a quarantine zone within the United States: CA, NY, or SC (check maps)? ☐ Yes ☐ No

Did samples originate from a foreign source (internationally, including Hawaii and Puerto Rico)? ☐ Yes ☐ No

				Comments/Discrepancy:
Chain of Custody Present?	☑ Yes	☐ No	☐ N/A	1.
Samples Arrived within Hold Time?	☑ Yes	☐ No	☐ N/A	2.
Short Hold Time Analysis (<72 hr.)?	☑ Yes	☐ No	☐ N/A	3.
Rush Turn Around Time Requested?	☐ Yes	☑ No	☐ N/A	4.
Sufficient Volume?	☑ Yes	☐ No	☐ N/A	5.
Correct Containers Used?	☑ Yes	☐ No	☐ N/A	6.
-Pace Containers Used?	☑ Yes	☐ No	☐ N/A	
Containers Intact?	☑ Yes	☐ No	☐ N/A	7.
Dissolved analysis: Samples Field Filtered?	☐ Yes	☑ No	☐ N/A	8.
Sample Labels Match COC?	☑ Yes	☐ No	☐ N/A	9.
-Includes Date/Time/ID/Analysis Matrix: WG WQ				
Headspace in VOA Vials (>5-6mm)?	☐ Yes	☐ No	☑ N/A	10.
Trip Blank Present?	☐ Yes	☐ No	☑ N/A	11.
Trip Blank Custody Seals Present?	☐ Yes	☐ No	☑ N/A	

Field Data Required? ☐ Yes ☐ No

COMMENTS/SAMPLE DISCREPANCY

Lot ID of split containers:

CLIENT NOTIFICATION/RESOLUTION

Person contacted: Date/Time:

Project Manager SCURF Review: Date:

Project Manager SRF Review: Date:

Qualtrax ID: 69614

Pace

DC#_Title: ENV-FRM-HUN1-0083 v05_Sample Condition Upon Receipt

Effective Date: 05/24/2024

*Check mark top half of box if pH and/or dechlorination is verified and within the acceptance range for preservation samples.
Exceptions: VOA, Coliform, TOC, Oil and Grease, DRO/8015 (water) DOC, LLHg
**Bottom half of box is to list number of bottles
***Check all unpreserved Nitrates for chlorine

Project #

Laboratory Receiving Location: Asheville ☐ Eden ☐ Greenwood ☐ Huntersville ☐ Raleigh ☐ Mechanicsville ☐ Atlanta ☑ Kernersville ☐

Client GA Power Profile/EZ (Circle one) 313135 Notes

Item#	BP4U-125 mL Plastic Unpreserved (N/A) (Cl-)	BP3U-250 mL Plastic Unpreserved (N/A)	BP2U-500 mL Plastic Unpreserved (N/A)	BP1U-1 liter Plastic Unpreserved (N/A)	BP1N	BP4S-125 mL Plastic H2SO4 (pH < 2) (Cl-)	BP3N-250 mL plastic HNO3 (pH < 2)	BP4Z-125 mL Plastic ZN Acetate & NaOH (>9)	BP4B-125 mL Plastic NaOH (pH > 12) (Cl-)	WGFU-Wide-mouthed Glass Jar Unpreserved	AG1U-1 liter Amber Unpreserved (N/A) (Cl-)	AG1H-1 liter Amber HCl (pH < 2)	AG3U-250 mL Amber Unpreserved (N/A) (Cl-)	AG1S-1 liter Amber H2SO4 (pH < 2)	AG3S-250 mL Amber H2SO4 (pH < 2)	DG94-40 mL Amber NH4Cl (N/A)(Cl-)	DG9H-40 mL VOA HCl (N/A)	VG9T-40 mL VOA Na2S2O3 (N/A)	VG9U-40 mL VOA Unpreserved (N/A)	DG9V-40 mL VOA H3PO4 (N/A)	KP7U-50 mL Plastic Unpreserved (N/A)	V/GK (3 vials per kit)-VPH/Gas Kit (N/A)	SP5T-125 mL Sterile Plastic (N/A – lab)	SP2T-250 mL Sterile Plastic (N/A – lab)		BP3R-250 mL Plastic (NH2)2SO4 (9.3-9.7)	AG0U-100 mL Amber Unpreserved (N/A) (Cl-)	VSGU-20 mL Scintillation vials (N/A)
CC																													
1		1	1		2		1																						
2		1	1		2		1																						
3		1	1		2		1																						
4		1	1		2		1																						
5		1	1		2		1																						
6		1	1		2		1																						
7		1	1		2		1																						
8		1	1		2		1																						
9		1	1		2		1																						
10		1	1		2		1																						
11																													
12																													

pH Adjustment Log for Preserved Samples

Sample ID	Type of Preservative	pH upon receipt	Date preservation adjusted	Time preservation adjusted	Amount of Preservative added	Lot #

Note: Whenever there is a discrepancy affecting North Carolina compliance samples, a copy of this form will be sent to the North Carolina DENR Certification Office (i.e. Out of hold, incorrect preservative, out of temp, incorrect containers.

Pace® Location Requested (City/State):

Pace Analytical Charlotte
2800 Kinsey Ave. Suite 100, Huntersville, NC 28078

CHAIN-OF-CUSTODY Analytical Request Document

Chain-of-Custody is a LEGAL DOCUMENT - Complete all relevant fields

LAB USE ONLY- Affix Workorder/Login Label Here

Scan QR Code for instructions

Company Name: Georgia Power - Bowen	Contact/Report To: Kristen Jurinko, Mintao Lu, Marty Crook
Street Address: 241 Ralph McGill Blvd NE, Atlanta, GA 30308	Phone #: (470) 217-0008
	E-Mail: knjurink@southernco.com
	Cc E-Mail: Laura Midkiff, Ben Hodges, Mike Smilley, Noelia Gangi
Customer Project #:	Invoice to: Account Payable
Project Name: Bowen AP-1	Invoice E-mail: georgiapowerinvoices@southernco.com
Site Collection Info/Facility ID (as applicable):	Purchase Order # (if applicable): GPC82474-0007
	Quote #:
Time Zone Collected: [ ] AK [ ] PT [ ] MT [ ] CT [X] ET	County / State origin of sample(s): Georgia
Data Deliverables: [ ] Level I [ ] Level III [ ] Level IV [ ] EQUIS [ ] Other	Regulatory Program (DW, RCRA, etc.) as applicable: Reportable [ ] Yes [ ] No
	Rush (Pre-approval required): [ ] Same Day [ ] 1 Day [ ] 2 Day [ ] 3 Day Other
	Date Results Requested:
	DW PWSID # or WW Permit # as applicable:
	Field Filtered (if applicable): [ ] Yes [ ] No
	Analysis:

Specify Container Size **: 2 3 3 3 1 3

Identify Container Preservative Type***: 1 1 2 2 2 2

Analysis Requested

** Container Size: (1) 1L, (2) 500mL, (3) 250mL, (4) 125mL, (5) 100mL, (6) 40mL vial, (7) EnCore, (8) TerraCore (9) 5Gram, (10) Other

*** Preservative Types: (1) None, (2) HNO3, (3) H2SO4, (4) HCl, (5) NaOH, (6) Zn Acetate, (7) NaHSO4, (8) Sod Thiosulfate, (9) Ascorbic Acid, (10) MeOH, (11) Other

* Matrix Codes (Insert in Matrix box below): Drinking Water (DW), Ground Water (GW), Wastewater (WW), Product (P), Soil/Solid (SS), Oil (OL), Wipe (WP), Tissue (TS), Bioassay (B), Vapor (V), Surface Water (SW), Sediment (SED), Sludge (SL), Caulk (CK), Leachate (LL), Biosolid (BS), Other (OT)

Customer Sample ID	Matrix *	Comp / Grab	Composite Start Date	Composite Start Time	Collected or Composite End Date	Collected or Composite End Time	# Cont.	Residual Chlorine Result	Residual Chlorine Units	2540C Total Dissolved Solids	300.0-F, SO4, Cl	Appendix III	Appendix IV	RAD 226/228	Cobalt	Boron				Sample Comment	Preservation non-conformance identified for sample
BOW-BGWC-14A	WG	G					5			X	X	X	X	X							
BOW-BGWC-16	WG	G					5			X	X	X	X	X							
BOW-BGWC-17	WG	G					5			X	X	X	X	X							
BOW-BGWC-18	WG	G					5			X	X	X	X	X							
BOW-BGWC-19	WG	G					5			X	X	X	X	X							
BOW-BGWC-20	WG	G					5			X	X	X	X	X							
BOW-BGWC-21	WG	G			8/22/24	1557	5			X	X	X	X	X							
BOW-BGWC-22	WG	G					5			X	X	X	X	X							
BOW-BGWC-23	WG	G			8/22/24	1521	5			X	X	X	X	X							
BOW-BGWC-24	WG	G					5														

Lab Use Only: Proj. Mgr: Bonnie Vang; Acct/Num / Client ID:; Table #:; Profile / Template: 16507; Prelog / Bottle Ord. ID: EZ 3136135

Additional Instructions from Pace®:
Task Code: BOW-CCR-ASSMT-2024S2
App. III: Boron, Calcium, Chloride, Fluoride, Sulfate, TDS
App. IV: Antimony, Arsenic, Barium, Beryllium, Cadmium, Chromium, Cobalt, Combined Radium, Fluoride, Lead, Lithium, Mercury, Molybdenum, Selenium, Thallium

Collected By: Kevin Stephenson, William Laaker, Jay Siewert
Printed Name: Natalie Pipparo
Signature:
Resolute Environmental

Customer Remarks / Special Conditions / Possible Hazards:

Coolers: Thermometer ID: Correction Factor (°C): Obs. Temp. (°C): Corrected Temp (°C): [ ] On Ice

Relinquished by/Company: (Signature)	Date/Time:	Received by/Company: (Signature)	Date/Time:	Tracking Number:
Natalie Pipparo / Resolute Env.	8/23/24 1005	Ryan Williams / Pace	8/23/24 1605	
Ryan Williams / Pace	8/23/24 1220		8/23/24 1750	Delivered by: [ ] In-Person [ ] Courier [ ] FedEx [ ] UPS [ ] Other
Relinquished by/Company: (Signature)	Date/Time:	Received by/Company: (Signature)	Date/Time:	
Relinquished by/Company: (Signature)	Date/Time:	Received by/Company: (Signature)	Date/Time:	Page: 2 of 5

Submitting a sample via this chain of custody constitutes acknowledgment and acceptance of the Pace® Terms and Conditions found at https://www.pacelabs.com/resource-library/resource/pace-terms-and-conditions/

ENV-FRM-CORQ-0019_v02_110123 ©

Pace® Location Requested (City/State):

CHAIN-OF-CUSTODY Analytical Request Document

Chain-of-Custody is a LEGAL DOCUMENT - Complete all relevant fields

Pace Analytical Charlotte
9800 Kincey Ave. Suite 100, Huntersville, NC 28078

LAB USE ONLY- Affix Workorder/Login Label Here

Scan QR Code for instructions

Company Name: Georgia Power - Bowon	Contact/Report To: Kristen Jurinko, Minlao Lu, Marty Crook
Street Address: 241 Ralph McGill Blvd NE, Atlanta, GA 30308	Phone #: (470) 217-0008
	E-Mail: knjurink@southernco.com
	Cc E-Mail: Laura Midkiff, Ben Hodges, Mike Smilley, Noelia Gangi
Customer Project #:	Invoice to: Account Payable
Project Name: Bowen AP-1	Invoice E-mail: georgiapowerinvoices@southernco.com
Site Collection Info/Facility ID (as applicable):	Purchase Order # (if applicable): GPCB2474-0007
	Quote #:
Time Zone Collected: [ ] AK [ ] PT [ ] MT [ ] CT [X] ET	County / State origin of sample(s): Georgia
Data Deliverables: [ ] Level II [ ] Level III [ ] Level IV [ ] EQUIS [ ] Other	Regulatory Program (DW, RCRA, etc.) as applicable: Reportable [ ] Yes [ ] No
	Rush (Pre-approval required): [ ] Same Day [ ] 1 Day [ ] 2 Day [ ] 3 Day Other
	Date Results Requested:
	DW PWSID # or WW Permit # as applicable:
	Field Filtered (if applicable): [ ] Yes [ ] No
	Analysis:

Specify Container Size **: 2 3 3 3 1 3

Identify Container Preservative Type***: 1 1 2 2 2 2

** Container Size: (1) 1L, (2) 500mL, (3) 250mL, (4) 125mL, (5) 100mL, (6) 40mL vial, (7) EnCore, (8) TerraCore, (9) 80mL, (10) Other

*** Preservative Types: (1) None, (2) HNO3, (3) H2SO4, (4) HCl, (5) NaOH, (6) Zn Acetate, (7) NaHSO4, (8) Sod Thiosulfate, (9) Ascorbic Acid, (10) MeOH, (11) Other

* Matrix Codes (Insert in Matrix box below): Drinking Water (DW), Ground Water (GW), Wastewater (WW), Product (P), Soil/Solid (SS), Oil (OL), Wipe (WP), Tissue (TS), Bioassay (B), Vapor (V), Surface Water (SW), Sediment (SED), Sludge (SL), Caulk (CK), Leachate (LE), Biosolid (BS), Other (OT)

Customer Sample ID	Matrix *	Comp / Grab	Composite Start Date	Composite Start Time	Collected or Composite End Date	Collected or Composite End Time	# Cont.	Residual Chlorine Result	Residual Chlorine Units	2540C Total Dissolved Solids	300.0 A-F, SO4, Cl	Appendix III	Appendix IV	RAD 226/228	Cobalt	Boron				Sample Comment
BOW-BGWC-25	WG	G					5			X	X	X	X	X						
BOW-BGWC-30	WG	G			8/22/24	1300	5			X	X	X	X	X						
BOW-BGWA-6	WG	G					5			X	X	X	X	X						
BOW-BGWC-31	WG	G					5			X	X	X	X	X						
BOW-BGWC-32	WG	G					5			X	X	X	X	X						
BOW-BGWC-34D	WG	G					5			X	X	X	X	X						
BOW-BGWC-35D	WG	G			8/22/24	1208	5			X	X	X	X	X						
BOW-BGWC-36D	WG	G					5			X	X	X	X	X						
BOW-BGWC-37D	WG	G			8/22/24	1339	5			X	X	X	X	X						
BOW-BGWC-38D	WG	G			8/22/24	1032	5			X	X	X	X	X						

Lab Use Only: Proj. Mgr: Bonnie Vang; AcctNum / Client ID:; Table #:; Profile / Template: 16507; Prelog / Bottle Ord. ID: EZ 3136135

Preservation non conformance identified for sample

Additional Instructions from Pace®:
Task Code: BCW-CCR-ASSMT-2024S2
App. III: Boron, Calcium, Chloride, Fluoride, Sulfate, TDS
App. IV: Antimony, Arsenic, Barium, Beryllium, Cadmium, Chromium, Cobalt, Combined Radium, Fluoride, Lead, Lithium, Mercury, Molybdenum, Selenium, Thallium

Collected By: Kevin Stephenson, William Laaker, Jay Siewert, Natalie Piparo
Printed Name
Signature
Resolute Environmental

Customer Remarks / Special Conditions / Possible Hazards:

Coolers: Thermometer ID: Correction Factor (°C): Obs. Temp (°C): Corrected Temp (°C): [ ] On Ice

Relinquished by/Company: (Signature)	Date/Time:	Received by/Company: (Signature)	Date/Time:
Resolute Env.	8/23/24 1005	Ryan Williams / Pace	8/23/24 1005
Ryan Williams / Pace	8/23/24 1230		8/23/24 1230
Relinquished by/Company: (Signature)	Date/Time:	Received by/Company: (Signature)	Date/Time:
Relinquished by/Company: (Signature)	Date/Time:	Received by/Company: (Signature)	Date/Time:

Tracking Number:

Delivered by: [ ] In-Person [ ] Courier [ ] FedEX [ ] UPS [ ] Other

Page: 3 of 5

Submitting a sample via this chain of custody constitutes acknowledgment and acceptance of the Pace® Terms and Conditions found at https://www.pacelabs.com/resource-library/resource/pace-terms-and-conditions/

ENV-FRM-CORO-0019_v02_110123 ©

Pace® Location Requested (City/State):

Pace Analytical Charlotte
9800 Kincey Ave. Suite 100, Huntersville, NC 28078

CHAIN-OF-CUSTODY Analytical Request Document

Chain-of-Custody is a LEGAL DOCUMENT - Complete all relevant fields

LAB USE ONLY- Affix Workorder/Login Label Here

Scan QR Code for Instructions

Company Name: Georgia Power - Bowen	Contact/Report To: Kristen Jurinko, Mintao Lu, Marty Crook
Street Address: 241 Ralph McGill Blvd NE, Atlanta, GA 30308	Phone #: (470) 217-0008
	E-Mail: knjurink@southernco.com
	Cc E-Mail: Laura Midkiff, Ben Hodges, Mike Smilley, Noelia Gangi
Customer Project #:	Invoice to: Account Payable
Project Name: Bowen AP-1	Invoice E-mail: georgiapowerinvoices@southernco.com
Site Collection Info/Facility ID (as applicable):	Purchase Order # (if applicable): GPC82474-0007
	Quote #:
Time Zone Collected: [ ] AK [ ] PT [ ] MT [ ] CT [X] ET	County / State origin of sample(s): Georgia
Data Deliverables: [ ] Level II [ ] Level III [ ] Level IV [ ] EQUIS [ ] Other	Regulatory Program (DW, RCRA, etc.) as applicable: Reportable [ ] Yes [ ] No
	Rush (Pre-approval required): [ ] Same Day [ ] 1 Day [ ] 2 Day [ ] 3 Day Other
	Date Results Requested:
	DW PWSID # or WW Permit # as applicable:
	Field Filtered (if applicable): [ ] Yes [ ] No
	Analysis:

Specify Container Size **: 2 3 3 3 1 3

Identify Container Preservative Type***: 1 1 2 2 2 2

** Container Size: (1) 1L, (2) 500mL, (3) 250mL, (4) 125mL, (5) 100mL, (6) 40mL vial, (7) EnCore, (8) TerraCore, (9) 90mL, (10) Other

*** Preservative Types: (1) None, (2) HNO3, (3) H2SO4, (4) HCl, (5) NaOH, (6) Zn Acetate, (7) NaHSO4, (8) Sod Thiosulfate, (9) Ascorbic Acid, (10) MeOH, (11) Other

Analysis Requested

Lab Use Only: Proj. Mgr: Bonnie Vang; AcctNum / Client ID:; Table #:; Profile / Template: 16507; Prelog / Bottle Ord. ID: EZ 3136135

* Matrix Codes (Insert in Matrix box below): Drinking Water (DW), Ground Water (GW), Wastewater (WW), Product (P), Soil/Solid (SS), Oil (OL), Wipe (WP), Tissue (TS), Bioassay (B), Vapor (V), Surface Water (SW), Sediment (SED), Sludge (SL), Caulk (CK), Leachate (LL), Biosolid (BS), Other (OT)

Customer Sample ID	Matrix *	Comp / Grab	Composite Start Date	Composite Start Time	Collected or Composite End Date	Collected or Composite End Time	# Cont.	Residual Chlorine Result	Residual Chlorine Units	2540C Total Dissolved Solids	300.0 F, SO4, Cl	Appendix III	Appendix IV	RAD 226/228	Cobalt	Boron	Sample Comment	Preservation non-conformance identified for sample.
BOW-BGWC-39	WG	G			8/22/24	1023	5			X	X	X	X	X				
BOW-BGWC-40	WG	G					5			X	X	X	X	X				
BOW-BGWC-41D	WG	G					5			X	X	X	X	X				
BOW-BGWC-42D	WG	G					5			X	X	X	X	X				
BOW-BGWC-43D	WG	G					5			X	X	X	X	X				
BOW-BGWC-44D	WG	G					5			X	X	X	X	X				
BOW-BGWC-49D	WG	G					5			X	X	X	X	X				
BOW-BGWC-50D	WG	G					5			X	X	X	X	X				
BOW-BGWC-51	WG	G					5			X	X	X	X	X				
BOW-BGWC-52	WG	G					5											

Additional Instructions from Pace®:
Task Code: BOW-CCR-ASSMT-2024S2
App. III: Boron, Calcium, Chloride, Fluoride, Sulfate, TDS
App. IV: Antimony, Arsenic, Barium, Beryllium, Cadmium, Chromium, Cobalt, Combined Radium, Fluoride, Lead, Lithium, Mercury, Molybdenum, Selenium, Thallium

Collected By: Kevin Stephenson, William Laaker, Jay Siewert, Natalia Piparo
Printed Name
Signature
Resolute Environmental

Customer Remarks / Special Conditions / Possible Hazards:

Coolers: Thermometer ID: Correction Factor (°C): Obs. Temp (°C): Corrected Temp (°C): [ ] On Ice

Relinquished by/Company: (Signature)	Date/Time:	Received by/Company: (Signature)	Date/Time:
Resolute Env.	8/23/24 1005	William W. Liam / Pace	8/23/24 1605
William W. Liam / Pace	8/23/24 1230		8/23/24 1230

Tracking Number:

Delivered by: [ ] In-Person [ ] Courier [ ] FedEX [ ] UPS [ ] Other

Page: 4 of 5

Submitting a sample via this chain of custody constitutes acknowledgment and acceptance of the Pace® Terms and Conditions found at https://www.pacelabs.com/resource-library/resource/pace-terms-and-conditions/

ENV-FRM-CORO-0019_v02_110123 ©

Pace® Location Requested (City/State):

Pace Analytical Charlotte
9800 Kincey Ave. Suite 200, Huntersville, NC 28078

CHAIN-OF-CUSTODY Analytical Request Document

Chain-of-Custody is a LEGAL DOCUMENT - Complete all relevant fields

LAB USE ONLY- Affix Workorder/Login Label Here

Scan QR Code for instructions

Company Name: Georgia Power - Bowen	Contact/Report To: Kristen Jurinko, Mintao Lu, Marty Crook
Street Address: 241 Ralph McGill Blvd NE, Atlanta, GA 30308	Phone #: (470) 217-0008
	E-Mail: krjurink@southernco.com
	Cc E-Mail: Laura Midkiff, Ben Hodges, Mike Smilley, Noelia Gangi
Customer Project #:	Invoice to: Account Payable
Project Name: Bowen AP-1	Invoice E-mail: georgiapowerinvoices@southernco.com
Site Collection Info/Facility ID (as applicable):	Purchase Order # (if applicable): GPC82474-0007
	Quote #:
Time Zone Collected: [ ] AK [ ] PT [ ] MT [ ] CT [X] ET	County / State origin of sample(s): Georgia
Data Deliverables: [ ] Level II [ ] Level III [ ] Level IV [ ] EQUIS [ ] Other	Regulatory Program (DW, RCRA, etc.) as applicable: Reportable [ ] Yes [ ] No
	Rush (Pre-approval required): [ ] Same Day [ ] 1 Day [ ] 2 Day [ ] 3 Day Other
	Date Results Requested:
	DW PWSID # or WW Permit # as applicable:
	Field Filtered (if applicable): [ ] Yes [ ] No
	Analysis:

Specify Container Size **: 2 | 3 | 3 | 3 | 1 | 3

Identify Container Preservative Type***: 1 | 1 | 2 | 2 | 2 | 2

Analysis Requested

**Container Size: (1) 1L, (2) 500mL, (3) 250mL, (4) 125mL, (5) 100mL, (6) 40mL vial, (7) EnCore, (8) TerraCore, (9) 90mL, (10) Other

*** Preservative Types: (1) None, (2) HNO3, (3) H2SO4, (4) HCl, (5) NaOH, (6) Zn Acetate, (7) NaHSO4, (8) Sod Thiosulfate, (9) Ascorbic Acid, (10) MeOH, (11) Other

* Matrix Codes (Insert in Matrix box below): Drinking Water (DW), Ground Water (GW), Wastewater (WW), Product (P), Soil/Solid (SS), Oil (OL), Wipe (WP), Tissue (TS), Bioassay (B), Vapor (V), Surface Water (SW), Sediment (SED), Sludge (SL), Caulk (CK), Leachate (LL), Biosolid (BS), Other (OT)

Customer Sample ID	Matrix *	Comp / Grab	Composite Start Date	Composite Start Time	Collected or Composite End Date	Collected or Composite End Time	# Cont.	Residual Chlorine Result	Residual Chlorine Units	2540C Total Dissolved Solids	300.0-F, SO4**** Cl-	Appendix III	Appendix IV	RAD 226/228	Cobalt	Boron				Lab Use Only: Proj. Mgr: Bonnie Vang; AcctNum / Client ID:	Table #:	Profile / Template: 16507	Prelog / Bottle Ord. ID: EZ 3136135	Sample Comment	Preservation non-conformance identified for sample
BOW-PZ-7	WG	G			8/22/24	1247	5			X	X	X	X	X											
BOW-AP1-FD-12	WG	G			8/22/24	—	5			X	X	X	X	X											
BOW-AP1-FD-	WG	G					5			X	X	X	X	X											
BOW-AP1-FD-	WG	G					5			X	X	X	X	X											
BOW-AP1-FD-	WG	G					5			X	X	X	X	X											
BOW-AP1-FB-12	WQ	G			8/22/24	1643	5			X	X	X	X	X											
BOW-AP1-FB-	WQ	G					5			X	X	X	X	X											
BOW-AP1-EB-12	WQ	G			8/22/24	1634	5			X	X	X	X	X											
BOW-AP1-EB-	WQ	G					5			X	X	X	X	X											

Additional Instructions from Pace®:
Task Code: BOW-CCR-ASSMT-2024S2
App. III: Boron, Calcium, Chloride, Fluoride, Sulfate, TDS
App. IV: Antimony, Arsenic, Barium, Beryllium, Cadmium, Chromium, Cobalt, Combined Radium, Fluoride, Lead, Lithium, Mercury, Molybdenum, Selenium, Thallium

Collected By: Kevin Stephenson, William Laaker, Jay Siewert, Natalie Piparo
Printed Name
Signature
Resilige Environmental

Customer Remarks / Special Conditions / Possible Hazards:

Coolers: Thermometer ID: Correction Factor (°C): Obs. Temp. (°C): Corrected Temp (°C): [ ] On Ice

Relinquished by/Company: (Signature)	Date/Time:	Received by/Company: (Signature)	Date/Time:	Tracking Number:
Resilige Env.	8/23/24 1005	Ryan Williams / Pace	8/23/24 1005	
Ryan Williams / Pace	8/23/24 1230		8/23/24 1230	Delivered by: [ ] In-Person [ ] Courier [ ] FedEx [ ] UPS [ ] Other
Relinquished by/Company: (Signature)	Date/Time:	Received by/Company: (Signature)	Date/Time:	
Relinquished by/Company: (Signature)	Date/Time:	Received by/Company: (Signature)	Date/Time:	Page: 5 of 5

Submitting a sample via this chain of custody constitutes acknowledgment and acceptance of the Pace® Terms and Conditions found at https://www.pacelabs.com/resource-library/resource/pace-terms-and-conditions/

ENV-FRM-CORO-0019_v02_110123

Pace	DC#_Title: ENV-FRM-HUN1-0083 v05_Sample Condition Upon Receipt
	Effective Date: 05/24/2024

Laboratory receiving samples:
Asheville ☐ Eden ☐ Greenwood ☐ Huntersville ☐ Raleigh ☐ Mechanicsville ☐ Atlanta ☑ Kernersville ☐

Sample Condition Upon Receipt

Client Name: GA Power - Brown

Project #:

Courier: ☐ Commercial ☐ Fed Ex ☐ UPS ☐ USPS ☐ Client ☑ Pace ☐ Other:____

Custody Seal Present? ☑ Yes ☐ No Seals Intact? ☑ Yes ☐ No ☐ N/A

Date/Initials Person Examining Contents: 2/23/24 DW

Packing Material: ☑ Bubble Wrap ☐ Bubble Bags ☐ None ☐ Other

Biological Tissue Frozen? ☐ Yes ☐ No ☑ N/A

Thermometer:
☐ IR Gun ID: 214

Type of Ice: ☑ Wet ☐ Blue ☐ None

Cooler Temp: 4.5 Correction Factor: Add/Subtract (°C) 0

Temp should be above freezing to 6°C
☐ Samples out of temp criteria. Samples on ice, cooling process has begun

Cooler Temp Corrected (°C): 4.5

USDA Regulated Soil (☐ N/A, water sample)
Did samples originate in a quarantine zone within the United States: CA, NY, or SC (check maps)? ☐ Yes ☐ No

Did samples originate from a foreign source (internationally, including Hawaii and Puerto Rico)? ☐ Yes ☐ No

				Comments/Discrepancy:
Chain of Custody Present?	☑ Yes	☐ No	☐ N/A	1.
Samples Arrived within Hold Time?	☑ Yes	☐ No	☐ N/A	2.
Short Hold Time Analysis (<72 hr.)?	☑ Yes	☐ No	☐ N/A	3.
Rush Turn Around Time Requested?	☐ Yes	☑ No	☐ N/A	4.
Sufficient Volume?	☑ Yes	☐ No	☐ N/A	5.
Correct Containers Used?	☑ Yes	☐ No	☐ N/A	6.
-Pace Containers Used?	☑ Yes	☐ No	☐ N/A	
Containers Intact?	☑ Yes	☐ No	☐ N/A	7.
Dissolved analysis: Samples Field Filtered?	☐ Yes	☑ No	☐ N/A	8.
Sample Labels Match COC?	☑ Yes	☐ No	☐ N/A	9.
-Includes Date/Time/ID/Analysis Matrix: WG, WG				
Headspace in VOA Vials (>5-6mm)?	☐ Yes	☐ No	☐ N/A	10.
Trip Blank Present?	☐ Yes	☐ No	☐ N/A	11.
Trip Blank Custody Seals Present?	☐ Yes	☐ No	☐ N/A	

COMMENTS/SAMPLE DISCREPANCY

Field Data Required? ☐ Yes ☐ No

Lot ID of split containers:

CLIENT NOTIFICATION/RESOLUTION

Person contacted: _____ Date/Time: _____

Project Manager SCURF Review: _____ Date: _____

Project Manager SRF Review: _____ Date: _____

*Check mark top half of box if pH and/or dechlorination is verified and within the acceptance range for preservation samples.
Exceptions: VOA, Coliform, TOC, Oil and Grease, DRO/8015 (water) DOC, LLHg
**Bottom half of box is to list number of bottles
***Check all unpreserved Nitrates for chlorine

Project #

Laboratory Receiving Location: Asheville ☐ Eden ☐ Greenwood ☐ Huntersville ☐ Raleigh ☐ Mechanicsville ☐ Atlanta ☑ Kernersville ☐

Client GA Power Bowen Profile/EZ (Circle one) 3136135 Notes

Item#	BP4U-125 mL Plastic Unpreserved (N/A) (Cl-)	BP3U-250 mL Plastic Unpreserved (N/A)	BP2U-500 mL Plastic Unpreserved (N/A)	BP1U-1 liter Plastic Unpreserved (N/A)	BP1N	BP4S-125 mL Plastic H2SO4 (pH < 2) (Cl-)	BP3N-250 mL plastic HNO3 (pH < 2)	BP4Z-125 mL Plastic ZN Acetate & NaOH (>9)	BP4B-125 mL Plastic NaOH (pH > 12) (Cl-)	WGFU-Wide-mouthed Glass Jar Unpreserved	AG1U-1 liter Amber Unpreserved (N/A) (Cl-)	AG1H-1 liter Amber HCl (pH < 2)	AG3U-250 mL Amber Unpreserved (N/A) (Cl-)	AG1S-1 liter Amber H2SO4 (pH < 2)	AG3S-250 mL Amber H2SO4 (pH < 2)	DG9A-40 mL Amber NH4Cl (N/A)(Cl-)	DG9H-40 mL VOA HCl (N/A)	VG9T-40 mL VOA Na2S2O3 (N/A)	VG9U-40 mL VOA Unpreserved (N/A)	DG9V-40 mL VOA H3PO4 (N/A)	KP7U-50 mL Plastic Unpreserved (N/A)	V/GK (3 vials per kit)-VPH/Gas kit (N/A)	SP5T-125 mL Sterile Plastic (N/A – lab)	SP2T-250 mL Sterile Plastic (N/A – lab)		BP3H-250 mL Plastic (NH2)2SO4 (3.3-9.7)	AG0U-100 mL Amber Unpreserved (N/A) (Cl-)	VSGU-20 mL Scintillation vials (N/A)	DG9U-40 mL Amber Unpreserved vials (N/A)
CC																														
1		1	1		2		1																							
2		1	1		2		1																							
3		1	1		2		1																							
4		1	1		2		1																							
5		1	1		2		1																							
6		1	1		2		1																							
7		1	1		2		1																							
8		1	1		2		1																							
9		1	1		2		1																							
10		1	1		2		1																							
11		1	1		2		1																							
12																														

pH Adjustment Log for Preserved Samples

Sample ID	Type of Preservative	pH upon receipt	Date preservation adjusted	Time preservation adjusted	Amount of Preservative added	Lot #

Note: Whenever there is a discrepancy affecting North Carolina compliance samples, a copy of this form will be sent to the North Carolina DENR Certification Office (i.e. Out of hold, incorrect preservative, out of temp, incorrect containers.

Pace® Location Requested (City/State):

Pace Analytical Charlotte
8800 Kinsey Ave. Suite 100, Huntersville, NC 28078

CHAIN-OF-CUSTODY Analytical Request Document

Chain-of-Custody is a LEGAL DOCUMENT - Complete all relevant fields

LAB USE ONLY- Affix Workorder/Login Label Here

Scan QR Code for Instructions

Company Name: Georgia Power - Bowen	Contact/Report To: Kristen Jurinko, Mintao Lu, Marty Crook
Street Address: 241 Ralph McGill Blvd NE, Atlanta, GA 30308	Phone #: (470) 217-0008
	E-Mail: krjurink@southernco.com
	Cc E-Mail: Laura Midkiff, Ben Hodges, Mike Smilley, Noelia Gangi
Customer Project #:	Invoice to: Account Payable
Project Name: Bowen AP-1	Invoice E-mail: georgiapowerinvoices@southernco.com
Site Collection Info/Facility ID (as applicable):	Purchase Order # (if applicable): GPC82474-0007
	Quote #:
Time Zone Collected: [ ] AK [ ] PT [ ] MT [ ] CT [X] ET	County / State origin of sample(s): Georgia
Data Deliverables: [ ] Level II [ ] Level III [ ] Level IV [ ] EQUIS [ ] Other	Regulatory Program (DW, RCRA, etc.) as applicable: Reportable [ ] Yes [ ] No
	Rush (Pre-approval required): [ ] Same Day [ ] 1 Day [ ] 2 Day [ ] 3 Day Other
	Date Results Requested:
	DW PWSID # or WW Permit # as applicable:
	Field Filtered (if applicable): [ ] Yes [ ] No
	Analysis:

Specify Container Size **

Identify Container Preservative Type***

Analysis Requested

** Container Size: (1) 1L, (2) 500mL, (3) 250mL, (4) 125mL, (5) 100mL, (6) 40mL vial, (7) EnCore, (8) TerraCore, (9) 90mL, (10) Other

*** Preservative Types: (1) None, (2) HNO3, (3) H2SO4, (4) HCl, (5) NaOH, (6) Zn Acetate, (7) NaHSO4, (8) Sod Thiosulfate, (9) Ascorbic Acid, (10) MeOH, (11) Other

* Matrix Codes (insert in Matrix box below): Drinking Water (DW), Ground Water (GW), Wastewater (WW), Product (P), Soil/Solid (SS), Oil (OL), Wipe (WP), Tissue (TS), Bioassay (B), Vapor (V), Surface Water (SW), Sediment (SED), Sludge (SL), Caulk (CK), Leachate (LL), Biosolid (BS), Other (OT)

Customer Sample ID	Matrix *	Comp / Grab	Composite Start Date	Composite Start Time	Collected or Composite End Date	Collected or Composite End Time	# Cont.	Residual Chlorine Result	Residual Chlorine Units	2540C Total Dissolved Solids	300.0-F, SO4, Cl-	Appendix III	Appendix IV	RAD 226/228	Cobalt	Boron				Sample Comment
BOW-BGWA-2	WG	G					5			X	X	X	X	X						
BOW-BGWA-29	WG	G					5			X	X	X	X	X						
BOW-BGWA-33	WG	G					5			X	X	X	X	X						
BOW-BGWA-47D	WG	G					5			X	X	X	X	X						
BOW-BGWA-48D	WG	G					5			X	X	X	X	X						
BOW-BGWC-7	WG	G					5			X	X	X	X	X						
BOW-BGWC-8	WG	G					5			X	X	X	X	X						
BOW-BGWC-9	WG	G					5			X	X	X	X	X						
BOW-BGWC-10	WG	G			8/20/24	1009	5			X	X	X	X	X						
BOW-BGWC-12	WG	G					5													

Lab Use Only: Proj. Mgr: Bonnie Vang; AcctNum / Client ID:; Table #:; Profile / Template: 16507; Prelog / Bottle Ord. ID: EZ 3136135

Preservation non-conformance identified for sample

Additional Instructions from Pace®:
Task Code: BOW-CCR-ASSMT-2024S2
App. III: Boron, Calcium, Chloride, Fluoride, Sulfate, TDS
App. IV: Antimony, Arsenic, Barium, Beryllium, Cadmium, Chromium, Cobalt, Combined Radium, Fluoride, Lead, Lithium, Mercury, Molybdenum, Selenium, Thallium

Collected By: Kevin Stephenson, William Laaker, Jay Siewert, Natalie Pizarro
Printed Name
Signature
Resolute Environmental

Customer Remarks / Special Conditions / Possible Hazards:

Coolers: Thermometer ID: Correction Factor (°C): Obs. Temp (°C): Corrected Temp (°C): [ ] On Ice

Relinquished by/Company: (Signature)	Date/Time:	Received by/Company: (Signature)	Date/Time:	Tracking Number:
Natalie Pizarro, ENV.	8/23/24 1005	William Laaker / Pace	8/23/24 1005	
Laaker, William / Pace	8/23/24 1230		8/23/24 1230	Delivered by: [ ] In-Person [ ] Courier [ ] FedEX [ ] UPS [ ] Other
Relinquished by/Company: (Signature)	Date/Time:	Received by/Company: (Signature)	Date/Time:	
Relinquished by/Company: (Signature)	Date/Time:	Received by/Company: (Signature)	Date/Time:	

Page: 1 of 5

Submitting a sample via this chain of custody constitutes acknowledgment and acceptance of the Pace® Terms and Conditions found at https://www.pacelabs.com/resource-library/resource/pace-terms-and-conditions/

ENV-FRM-CORQ-0019_v02_110123 ©

Pace® Location Requested (City/State):

Pace Analytical Charlotte
9800 Kincey Ave. Suite 100, Huntersville, NC 28078

CHAIN-OF-CUSTODY Analytical Request Document

Chain-of-Custody is a LEGAL DOCUMENT - Complete all relevant fields

LAB USE ONLY- Affix Workorder/Login Label Here

Scan QR Code for instructions

Company Name: Georgia Power - Bowen	Contact/Report To: Kristen Jurinko, Mintao Lu, Marty Crook
Street Address: 241 Ralph McGill Blvd NE, Atlanta, GA 30308	Phone #: (470) 217-0008
	E-Mail: knjurink@southernco.com
	Cc E-Mail: Laura Midkiff, Ben Hodges, Mike Smilley, Noelia Gangi
Customer Project #:	Invoice to: Account Payable
Project Name: Bowen AP-1	Invoice E-mail: georgiapowerinvoices@southernco.com
Site Collection Info/Facility ID (as applicable):	Purchase Order # (if applicable): GPC82474-0007
	Quote #:
Time Zone Collected: [ ] AK [ ] PT [ ] MT [ ] CT [X] ET	County / State origin of sample(s): Georgia

Data Deliverables: [ ] Level II [ ] Level III [ ] Level IV [ ] EQUIS [ ] Other

Regulatory Program (DW, RCRA, etc.) as applicable: Reportable [ ] Yes [ ] No

Rush (Pre-approval required): [ ] Same Day [ ] 1 Day [ ] 2 Day [ ] 3 Day Other

Date Results Requested:

DW PWSID # or WW Permit # as applicable:

Field Filtered (if applicable): [ ] Yes [ ] No

Analysis:

Specify Container Size **: 2 3 3 3 1 3

Identify Container Preservative Type***: 1 1 2 2 2 2

Analysis Requested

** Container Size: (1) 1L, (2) 500mL, (3) 250mL, (4) 125mL, (5) 100mL, (6) 40mL vial, (7) EnCore, (8) TerraCore, (9) 60mL, (10) Other

*** Preservative Types: (1) None, (2) HNO3, (3) H2SO4, (4) HCl, (5) NaOH, (6) Zn Acetate, (7) Na2SO4, (8) Sod Thiosulfate, (9) Ascorbic Acid, (10) MeOH, (11) Other

Lab Use Only: Proj. Mgr: Bonnie Vang; Acct.Num / Client ID:; Table #:; Profile / Template: 16507; Prelog / Bottle Ord. ID: EZ 3136135

Preservation non-conformance identified for sample

* Matrix Codes (Insert in Matrix box below): Drinking Water (DW), Ground Water (GW), Wastewater (WW), Product (P), Soil/Solid (SS), Oil (OL), Wipe (WP), Tissue (TS), Bioassay (B), Vapor (V), Surface Water (SW), Sediment (SED), Sludge (SL), Caulk (CK), Leachate (LL), Biosolid (BS), Other (OT)

Customer Sample ID	Matrix *	Comp / Grab	Composite Start Date	Composite Start Time	Collected or Composite End Date	Collected or Composite End Time	# Cont.	Residual Chlorine Result	Residual Chlorine Units	25405 Total Dissolved Solids	300.0-F,SO4,Cl	Appendix III	Appendix IV	RAD 226/228	Cobalt	Boron					Sample Comment
BOW-BGWC-14A	WG	G					5			X	X	X	X	X							
BOW-BGWC-16	WG	G					5			X	X	X	X	X							
BOW-BGWC-17	WG	G					5			X	X	X	X	X							
BOW-BGWC-18	WG	G					5			X	X	X	X	X							
BOW-BGWC-19	WG	G					5			X	X	X	X	X							
BOW-BGWC-20	WG	G			8/20/24	1118	5			X	X	X	X	X							
BOW-BGWC-21	WG	G					5			X	X	X	X	X							
BOW-BGWC-22	WG	G					5			X	X	X	X	X							
BOW-BGWC-23	WG	G					5			X	X	X	X	X							
BOW-BGWC-24	WG	G					5			X	X	X	X	X							

Additional Instructions from Pace®:
Task Code: BOW-CCR-ASSMT-2024S2
App. III: Boron, Calcium, Chloride, Fluoride, Sulfate, TDS
App. IV: Antimony, Arsenic, Barium, Beryllium, Cadmium, Chromium, Cobalt, Combined Radium, Fluoride, Lead, Lithium, Mercury, Molybdenum, Selenium, Thallium

Collected By: Printed Name: Kevin Stephenson, William Laaker, Jay Siewert, Natalie Piparo
Signature:

Customer Remarks / Special Conditions / Possible Hazards:

Coolers: Thermometer ID: Correction Factor (°C): Obs. Temp. (°C): Corrected Temp (°C): [ ] On Ice

Relinquished by/Company: (Signature)	Date/Time:	Received by/Company: (Signature)	Date/Time:	Tracking Number:
Natalie Piparo	8/23/24 1005	William Laaker / Pace	8/23/24 1005	
William Laaker / Pace	8/23/24 1230		8/23/24 1230	Delivered by: [ ] In-Person [ ] Courier [ ] FedEx [ ] UPS [ ] Other
Relinquished by/Company: (Signature)	Date/Time:	Received by/Company: (Signature)	Date/Time:	
Relinquished by/Company: (Signature)	Date/Time:	Received by/Company: (Signature)	Date/Time:	Page: 2 of 5

Submitting a sample via this chain of custody constitutes acknowledgment and acceptance of the Pace® Terms and Conditions found at https://www.pacelabs.com/resource-library/resource/pace-terms-and-conditions/

ENV-FRM-CORQ-0019_v02_110123 ©

Pace® Location Requested (City/State):

Pace Analytical Charlotte
9800 Kincey Ave. Suite 100, Huntersville, NC 28078

CHAIN-OF-CUSTODY Analytical Request Document

Chain-of-Custody is a LEGAL DOCUMENT - Complete all relevant fields

LAB USE ONLY- Affix Workorder/Login Label Here

Scan QR Code for instructions

Company Name: Georgia Power - Bowen	Contact/Report To: Kristen Jurinko, Mintao Lu, Marty Crook
Street Address: 241 Ralph McGill Blvd NE, Atlanta, GA 30308	Phone #: (470) 217-0008
	E-Mail: krjurink@southernco.com
	Cc E-Mail: Laura Midkiff, Ben Hodges, Mike Smilley, Noelia Gangl
Customer Project #:	Invoice to: Account Payable
Project Name: Bowen AP-1	Invoice E-mail: georgiapowerinvoices@southernco.com
Site Collection Info/Facility ID (as applicable):	Purchase Order # (if applicable): GPC82474-0007
	Quote #:
Time Zone Collected: [ ] AK [ ] PT [ ] MT [ ] CT [X] ET	County / State origin of sample(s): Georgia

Specify Container Size ** : 2 3 3 3 1 3

Identify Container Preservative Type*** : 1 1 2 2 2 2

Analysis Requested

**Container Size: 1 (2 oz), 2 (4 oz), 3 (8 oz), (4) 125mL, (5) 100mL, (6) 40mL vial, (7) EnCore, (8) TerraCore, (9) 50mL, (10) Other

*** Preservative Types: (1) None, (2) HNO3, (3) H2SO4, (4) HCl, (5) NaOH, (6) Zn Acetate, (7) NaHSO4, (8) Sod Thiosulfate, (9) Ascorbic Acid, (10) MeOH, (11) Other

Date Deliverables: [ ] Level II [ ] Level III [ ] Level IV [ ] EQUIS [ ] Other	Regulatory Program (DW, RCRA, etc.) as applicable:	Reportable [ ] Yes [ ] No	
	Rush (Pre-approval required): [ ] Same Day [ ] 1 Day [ ] 2 Day [ ] 3 Day Other	DW PWSID # or WW Permit # as applicable:	
	Date Results Requested:	Field Filtered (if applicable): [ ] Yes [ ] No	
		Analysis:	

* Matrix Codes (Insert in Matrix box below): Drinking Water (DW), Ground Water (GW), Wastewater (WW), Product (P), Soil/Solid (SS), Oil (OL), Wipe (WP), Tissue (TS), Bioassay (B), Vapor (V), Surface Water (SW), Sediment (SED), Sludge (SL), Caulk (CK), Leachate (LL), Biosolid (BS), Other (OT)

Customer Sample ID	Matrix *	Comp / Grab	Composite Start Date	Composite Start Time	Collected or Composite End Date	Collected or Composite End Time	# Cont.	Residual Chlorine Result	Residual Chlorine Units	2540C Total Dissolved Solids	300.0 F, SO4, Cl	Appendix III	Appendix IV	RAD 226/228	Cobalt	Boron	Lab Use Only: Proj. Mgr: Bonnie Vang; AcctNum / Client ID: ; Table #: ; Profile / Template: 16507; Prelog / Bottle Ord. ID: EZ 3136135	Sample Comment	Preservation non-conformance identified for sample
BOW-BGWC-25	WG	G			8/20/24	1446	5			X	X	X	X	X					
BOW-BGWC-30	WG	G					5			X	X	X	X	X					
BOW-BGWA-6	WG	G					5			X	X	X	X	X					
BOW-BGWC-31	WG	G					5			X	X	X	X	X					
BOW-BGWC-32	WG	G					5			X	X	X	X	X					
BOW-BGWC-34D	WG	G			8/20/24	1356	5			X	X	X	X	X					
BOW-BGWC-35D	WG	G					5			X	X	X	X	X					
BOW-BGWC-36D	WG	G			8/20/24	1156	5			X	X	X	X	X					
BOW-BGWC-37D	WG	G					5			X	X	X	X	X					
BOW-BGWC-38D	WG	G					5												

Additional Instructions from Pace®:
Task Code: BOW-CCR-ASSMT-2024S2
App. II: Boron, Calcium, Chloride, Fluoride, Sulfate, TDS
App. IV: Antimony, Arsenic, Barium, Beryllium, Cadmium, Chromium, Cobalt, Combined Radium, Fluoride, Lead, Lithium, Mercury, Molybdenum, Selenium, Thallium

Collected By: Kevin Stephenson, William Laaker, Jay Siewert
Printed Name: Natalie Pipers
Signature:

Customer Remarks / Special Conditions / Possible Hazards:

Coolers: Thermometer ID: Correction Factor (°C): Obs. Temp (°C): Corrected Temp (°C): [ ] On Ice

Relinquished by/Company: (Signature)	Date/Time:	Received by/Company: (Signature)	Date/Time:
Resolute Env.	8/23/24 1005	Ryan Williams / Pace	8/23/24 1005
Ryan Williams / Pace	8/23/24 1230		8/23/24 1230

Tracking Number:

Delivered by: [ ] In-Person [ ] Courier [ ] FedEX [ ] UPS [ ] Other

Submitting a sample via this chain of custody constitutes acknowledgment and acceptance of the Pace® Terms and Conditions found at https://www.pacelabs.com/resource-library/resource/pace-terms-and-conditions/

Pace® Location Requested (City/State):

CHAIN-OF-CUSTODY Analytical Request Document

Chain-of-Custody is a LEGAL DOCUMENT - Complete all relevant fields

LAB USE ONLY- Affix Workorder/Login Label Here

Scan QR Code for instructions

Company Name: Georgia Power - Bowen	Contact/Report To: Kristen Jurinko, Mintao Lu, Marty Crook
Street Address: 241 Ralph McGill Blvd NE, Atlanta, GA 30308	Phone #: (470) 217-0008
	E-Mail: knjurink@southernco.com
	Cc E-Mail: Laura Midkiff, Ben Hodges, Mike Smilley, Noelia Gangi
Customer Project #:	Invoice to: Account Payable
Project Name: Bowen AP-1	Invoice E-mail: georgiapowerinvoices@southernco.com
Site Collection Info/Facility ID (as applicable):	Purchase Order # (if applicable): GPC82474-0007
	Quote #:
Time Zone Collected: [ ] AK [ ] PT [ ] MT [ ] CT [X] ET	County / State origin of sample(s): Georgia
Data Deliverables: [ ] Level II [ ] Level III [ ] Level IV [ ] EQUIS [ ] Other	Regulatory Program (DW, NCRA, etc.) as applicable: Reportable [ ] Yes [ ] No
	Rush (Pre-approval required): [ ] Same Day [ ] 1 Day [ ] 2 Day [ ] 3 Day Other
	Date Results Requested:
	DW PWSID # or WW Permit # as applicable:
	Field Filtered (if applicable): [ ] Yes [ ] No
	Analysis:

Specify Container Size **: 2 3 3 3 1 3

Identify Container Preservative Type***: 1 1 2 2 2 2

Analysis Requested

**Container Size: (1) 1L, (2) 500mL, (3) 250mL, (4) 125mL, (5) 100mL, (6) 40mL vial, (7) EnCore, (8) TerraCore, (9) 5035, (10) Other

*** Preservative Types: (1) None, (2) HNO3, (3) H2SO4, (4) HCl, (5) NaOH, (6) Zn Acetate, (7) NaHSO4, (8) Sod Thiosulfate, (9) Ascorbic Acid, (10) MeOH, (11) Other

Lab Use Only: Proj. Mgr: Bonnie Vang; Acct.Num / Client ID:; Table #:; Profile / Template: 16507; Prelog / Bottle Ord. ID: EZ 3136135

Preservation non-conformance identified for sample

* Matrix Codes (Insert in Matrix box below): Drinking Water (DW), Ground Water (GW), Wastewater (WW), Product (P), Soil/Solid (SS), Oil (OL), Wipe (WP), Tissue (TS), Bioassay (B), Vapor (V), Surface Water (SW), Sediment (SED), Sludge (SL), Caulk (CK), Leachate (LL), Biosolid (BS), Other (OT)

Customer Sample ID	Matrix *	Comp / Grab	Composite Start Date	Composite Start Time	Collected or Composite End Date	Collected or Composite End Time	# Cont.	Residual Chlorine Result	Residual Chlorine Units	2540C Total Dissolved Solids	300.0 F, SO4, Cl	Appendix III	Appendix IV	RAD 226/228	Cobalt	Boron	Sample Comment
BOW-BGWC-39	WG	G					5			X	X	X	X	X			
BOW-BGWC-40	WG	G			8/20/24	1512	5			X	X	X	X	X			
BOW-BGWC-41D	WG	G					5			X	X	X	X	X			
BOW-BGWC-42D	WG	G			8/20/24	1439	5			X	X	X	X	X			
BOW-BGWC-43D	WG	G					5			X	X	X	X	X			
BOW-BGWC-44D	WG	G					5			X	X	X	X	X			
BOW-BGWC-49D	WG	G					5			X	X	X	X	X			
BOW-BGWC-50D	WG	G					5			X	X	X	X	X			
* BOW-BGWC-51	WG	G			8/20/24	1122	5			X	X	X	X	X			
BOW-BGWC-52	WG	G			8/20/24	1374	5			X	X	X	X	X			

Additional Instructions from Pace®:
Task Code: BOW-CCR-ASSMT-2024S2
App. III: Boron, Calcium, Chloride, Fluoride, Sulfate, TDS
App. IV: Antimony, Arsenic, Barium, Beryllium, Cadmium, Chromium, Cobalt, Combined Radium, Fluoride, Lead, Lithium, Mercury, Molybdenum, Selenium, Thallium

Collected By: Kevin Stephenson, William Laaker, Jay Siewart, Natalie Piparo
Printed Name
Signature
Pace Analytical Environmental

Customer Remarks / Special Conditions / Possible Hazards:

Coolers: Thermometer ID: Correction Factor (°C): Obs. Temp. (°C): Corrected Temp. (°C): [ ] On Ice

Relinquished by/Company: (Signature)	Date/Time:	Received by/Company: (Signature)	Date/Time:	Tracking Number:
Penelope ENVI	8/23/24 1005	Ryan Williams / Pace	8/23/24 1005	
Relinquished by/Company: (Signature) Ryan Williams / Pace	8/23/24 1230	Received by/Company: (Signature)	8/23/24 1230	Delivered by: [ ] In-Person [ ] Courier [ ] FedEx [ ] UPS [ ] Other
Relinquished by/Company: (Signature)	Date/Time:	Received by/Company: (Signature)	Date/Time:	
Relinquished by/Company: (Signature)	Date/Time:	Received by/Company: (Signature)	Date/Time:	Page: 4 of 5

Submitting a sample via this chain of custody constitutes acknowledgment and acceptance of the Pace® Terms and Conditions found at https://www.pacelabs.com/resource-library/resource/pace-terms-and-conditions/

ENV-FRM-CORQ-0019_v02_110123 ©

Received time.

Pace® Location Requested (City/State):

Pace Analytical Charlotte
8830 Idlewild Rd. Suite 109, Huntersville, NC 28078

CHAIN-OF-CUSTODY Analytical Request Document

Chain-of-Custody is a LEGAL DOCUMENT - Complete all relevant fields

LAB USE ONLY- Affix Workorder/Login Label Here

Scan QR Code for instructions

Company Name: Georgia Power - Bowen
Street Address: 241 Ralph McGill Blvd NE, Atlanta GA 30308

Contact/Report To: Kristen Jurinko, Mintao Lu, Marty Crook
Phone #: (470) 217-0008
E-Mail: knjurink@southernco.com
Cc E-Mail: Laura Midkiff, Ben Hodges, Mike Smilley, Noelia Cangi

Customer Project #:
Project Name: Bowen AP-1
Site Collection Info/Facility ID (as applicable):

Invoice to: Account Payable
Invoice E-mail: georgiapowerinvoices@southernco.com
Purchase Order # (if applicable): GPC82474-0007
Quote #:

Time Zone Collected: [ ] AK [ ] PT [ ] MT [ ] CT [X] ET

County / State origin of sample(s): Georgia

Data Deliverables: [ ] Level II [ ] Level III [ ] Level IV [ ] EQUIS [ ] Other

Regulatory Program (DW, RCRA, etc.) as applicable: Reportable [ ] Yes [ ] No

Rush (Pre-approval required): [ ] Same Day [ ] 1 Day [ ] 2 Day [ ] 3 Day Other
Date Results Requested:

DW PWSID # or WW Permit # as applicable:

Field Filtered (if applicable): [ ] Yes [ ] No

Analysis:

Specify Container Size **: 2 3 3 3 1 3
Identify Container Preservative Type***: 1 1 2 2 2 2
Analysis Requested

** Container Size: (1) 1L, (2) 500mL, (3) 250mL, (4) 125mL, (5) 100mL, (6) 40mL vial, (7) EnCore, (8) TerraCore, (9) 80mL, (10) Other

*** Preservative Types: (1) None, (2) HNO3, (3) H2SO4, (4) HCl, (5) NaOH, (6) Zn Acetate, (7) NaHSO4, (8) Sod Thiosulfate, (9) Ascorbic Acid, (10) MeOH, (11) Other

* Matrix Codes (Insert in Matrix box below): Drinking Water (DW), Ground Water (GW), Wastewater (WW), Product (P), Soil/Solid (SS), Oil (OL), Wipe (WP), Tissue (TS), Bioassay (B), Vapor (V), Surface Water (SW), Sediment (SED), Sludge (SL), Caulk (CK), Leachate (LU), Biosolid (BS), Other (OT)

Customer Sample ID	Matrix *	Comp / Grab	Composite Start Date	Composite Start Time	Collected or Composite End Date	Collected or Composite End Time	# Cont.	Residual Chlorine Result	Residual Chlorine Units	2540C Total Dissolved Solids	300.0-F, SO4, Cl	Appendix III	Appendix IV	RAD 226/228	Cobalt	Boron				Sample Comment	Preservation non-conformance Identified for sample
BOW-PZ-7	WG	G					5			X	X	X	X	X							
BOW-AP1-FD-10	WG	G			8/20/24	—	5			X	X	X	X	X							
BOW-AP1-FD-	WG	G					5			X	X	X	X	X							
BOW-AP1-FD-	WG	G					5			X	X	X	X	X							
BOW-AP1-FD-	WG	G					5			X	X	X	X	X							
BOW-AP1-FB-10	WQ	G			8/20/24	1504	5			X	X	X	X	X							
BOW-AP1-FB-	WQ	G					5			X	X	X	X	X							
BOW-AP1-EB-10	WQ	G			8/20/24	1515	5			X	X	X	X	X							
BOW-AP1-EB-	WQ	G					5			X	X	X	X	X							

Lab Use Only
Proj. Mgr: Bonnie Vang
AcctNum / Client ID:
Table #:
Profile / Template: 16507
Prelog / Bottle Ord. ID: EZ 3136135

Additional Instructions from Pace®:
Task Code: BOW-CCR-ASSMT-2024S2
App. III: Boron, Calcium, Chloride, Fluoride, Sulfate, TDS
App. IV: Antimony, Arsenic, Barium, Beryllium, Cadmium, Chromium, Cobalt, Combined Radium, Fluoride, Lead, Lithium, Mercury, Molybdenum, Selenium, Thallium

Collected By: Kevin Stephenson, William Laaker, Jay Siewert, Natalie Piparo
Printed Name
Signature
Resolute Environmental

Customer Remarks / Special Conditions / Possible Hazards:

Coolers: Thermometer ID: Correction Factor (°C): Obs. Temp (°C): Corrected Temp (°C): [ ] On Ice

Relinquished by/Company: (Signature)	Date/Time	Accepted by/Company: (Signature)	Date/Time	Tracking Number:
Resolute Env.	8/23/24 1005	Ryan Williams / Pace	8/23/24 1005	
Relinquished by/Company: (Signature)	Date/Time	Received by/Company: (Signature)	Date/Time	Delivered by: [ ] In-Person [ ] Courier
Ryan Williams / Pace	8/23/24 1230		8/23/24 1230	[ ] FedEx [ ] UPS [ ] Other
Relinquished by/Company: (Signature)	Date/Time:	Received by/Company: (Signature)	Date/Time:	Page: 5 of 5
Relinquished by/Company: (Signature)	Date/Time:	Received by/Company: (Signature)	Date/Time:	

Submitting a sample via this chain of custody constitutes acknowledgement and acceptance of the Pace® Terms and Conditions found at https://www.pacelabs.com/resource-library/resource/pace-terms-and-conditions/

ENV-FRM-CORQ-0019_v02_110123 ©

Pace

DC#_Title: ENV-FRM-HUN1-0083 v05_Sample Condition Upon Receipt

Effective Date: 05/24/2024

Laboratory receiving samples:
Asheville ☐ Eden ☐ Greenwood ☐ Huntersville ☐ Raleigh ☐ Mechanicsville ☐ Atlanta ☑ Kernersville ☐

Sample Condition Upon Receipt

Client Name: GA Power - Bowen

Project #:

Courier: ☐ Commercial ☐ Fed Ex ☐ UPS ☐ USPS ☐ Client ☑ Pace ☐ Other:____

Custody Seal Present? ☑ Yes ☐ No Seals Intact? ☑ Yes ☐ No ☐ N/A

Date/Initials Person Examining Contents: 3/27/24 AM

Packing Material: ☑ Bubble Wrap ☐ Bubble Bags ☐ None ☐ Other

Biological Tissue Frozen? ☐ Yes ☐ No ☑ N/A

Thermometer:
☐ IR Gun ID: 214 Type of Ice: ☑ Wet ☐ Blue ☐ None

Cooler Temp: 4.5 Correction Factor: Add/Subtract (°C) 0

Temp should be above freezing to 6°C
☐ Samples out of temp criteria. Samples on ice, cooling process has begun

Cooler Temp Corrected (°C): 4.5

USDA Regulated Soil (☐ N/A, water sample)
Did samples originate in a quarantine zone within the United States: CA, NY, or SC (check maps)? ☐ Yes ☐ No

Did samples originate from a foreign source (internationally, including Hawaii and Puerto Rico)? ☐ Yes ☐ No

				Comments/Discrepancy:
Chain of Custody Present?	☑ Yes	☐ No	☐ N/A	1.
Samples Arrived within Hold Time?	☑ Yes	☐ No	☐ N/A	2.
Short Hold Time Analysis (<72 hr.)?	☑ Yes	☐ No	☐ N/A	3.
Rush Turn Around Time Requested?	☐ Yes	☑ No	☐ N/A	4.
Sufficient Volume?	☑ Yes	☐ No	☐ N/A	5.
Correct Containers Used?	☑ Yes	☐ No	☐ N/A	6.
-Pace Containers Used?	☑ Yes	☐ No	☐ N/A	
Containers Intact?	☑ Yes	☐ No	☐ N/A	7.
Dissolved analysis: Samples Field Filtered?	☐ Yes	☑ No	☐ N/A	8.
Sample Labels Match COC?	☑ Yes	☐ No	☐ N/A	9.
-Includes Date/Time/ID/Analysis Matrix: WG, WQ				
Headspace in VOA Vials (>5-6mm)?	☐ Yes	☐ No	☐ N/A	10.
Trip Blank Present?	☐ Yes	☐ No	☐ N/A	11.
Trip Blank Custody Seals Present?	☐ Yes	☐ No	☐ N/A	

COMMENTS/SAMPLE DISCREPANCY

Field Data Required? ☐ Yes ☐ No

Lot ID of split containers:

CLIENT NOTIFICATION/RESOLUTION

Person contacted: Date/Time:

Project Manager SCURF Review: Date:

Project Manager SRF Review: Date:

*Check mark top half of box if pH and/or dechlorination is verified and within the acceptance range for preservation samples.
Exceptions: VOA, Coliform, TOC, Oil and Grease, DRO/8015 (water) DOC, LLHg
**Bottom half of box is to list number of bottles
***Check all unpreserved Nitrates for chlorine

Project #

Laboratory Receiving Location: Asheville ☐ Eden ☐ Greenwood ☐ Huntersville ☐ Raleigh ☐ Mechanicsville ☐ Atlanta ☑ Kernersville ☐

Client GA Power Bowen Profile/EZ (Circle one) 313613S Notes

Item#	BP4U-125 mL Plastic Unpreserved (N/A) (Cl-)	BP3U-250 mL Plastic Unpreserved (N/A)	BP2U-500 mL Plastic Unpreserved (N/A)	BP1U-1 liter Plastic Unpreserved (N/A)	BP1N	BP4S-125 mL Plastic H2SO4 (pH < 2) (Cl-)	BP3N-250 mL plastic HNO3 (pH < 2)	BP4Z-125 mL Plastic ZN Acetate & NaOH (>9)	BP4B-125 mL Plastic NaOH (pH > 12) (Cl-)	WGFU-Wide-mouthed Glass jar Unpreserved	AG1U-1 liter Amber Unpreserved (N/A) (Cl-)	AG1H-1 liter Amber HCl (pH < 2)	AG3U-250 mL Amber Unpreserved (N/A) (Cl-)	AG1S-1 liter Amber H2SO4 (pH < 2)	AG3S-250 mL Amber H2SO4 (pH < 2)	DG94-40 mL Amber NH4Cl (N/A)(Cl-)	DG9H-40 mL VOA HCl (N/A)	VG9T-40 mL VOA Na2S2O3 (N/A)	VG9U-40 mL VOA Unpreserved (N/A)	DG9V-40 mL VOA H3PO4 (N/A)	KP7U-50 mL Plastic Unpreserved (N/A)	V/GK (3 vials per kit)-VPH/Gas kit (N/A)	SP5T-125 mL Sterile Plastic (N/A – lab)	SP2T-250 mL Sterile Plastic (N/A – lab)		BP3R-250 mL Plastic (NH2)2SO4 (9.3-9.7)	AG0U-100 mL Amber Unpreserved (N/A) (Cl-)	VSGU-20 mL Scintillation vials (N/A)	DG9U-40 mL Amber Unpreserved vials (N/A)
CC																															
1		1	1		2		1																								
2		1	1		2		1																								
3		1	1		2		1																								
4		1	1		2		1																								
5		1	1		2		1																								
6		1	1		2		1																								
7		1	1		2		1																								
8		1	1		2		1																								
9		1	1		2		1																								
10		1	1		2		1																								
11		1	1		2		1																								
12		1	1		2		1																								

pH Adjustment Log for Preserved Samples

Sample ID	Type of Preservative	pH upon receipt	Date preservation adjusted	Time preservation adjusted	Amount of Preservative added	Lot #

Note: Whenever there is a discrepancy affecting North Carolina compliance samples, a copy of this form will be sent to the North Carolina DENR Certification Office (i.e Out of hold, incorrect preservative, out of temp, incorrect containers.

Pace® Location Requested (City/State):

Pace Analytical Charlotte
8800 Kinsey Ave. Suite 105, Huntersville, NC 28078

CHAIN-OF-CUSTODY Analytical Request Document

Chain-of-Custody is a LEGAL DOCUMENT - Complete all relevant fields

LAB USE ONLY- Affix Workorder/Login Label Here

Scan QR Code for instructions

Company Name: Georgia Power - Bowen	Contact/Report to: Kristen Jurinko, Mintao Lu, Marty Crook
Street Address: 241 Ralph McGill Blvd NE, Atlanta, GA 30308	Phone #: (470) 217-0008
	E-Mail: knjurink@southernco.com
	Cc E-Mail: Laura Midkiff, Ben Hodges, Mike Smilley, Noelia Gengi
Customer Project #:	Invoice to: Account Payable
Project Name: Bowen AP-1	Invoice E-mail: georgiapowerinvoices@southernco.com
Site Collection Info/Facility ID (as applicable):	Purchase Order # (if applicable): GPC82474-0007
	Quote #:
Time Zone Collected: [ ] AK [ ] PT [ ] MT [ ] CT [X] ET	County / State origin of sample(s): Georgia
Data Deliverables: [ ] Level II [ ] Level III [ ] Level IV [ ] EQUIS [ ] Other	Regulatory Program (DW, RCRA, etc.) as applicable: Reportable [ ] Yes [ ] No
	Rush (Pre-approval required): [ ] Same Day [ ] 1 Day [ ] 2 Day [ ] 3 Day Other
	Date Results Requested:
	DW PWSID # or WW Permit # as applicable:
	Field Filtered (if applicable): [ ] Yes [ ] No
	Analysis:

Specify Container Size**: 2 3 3 3 1 3

Identify Container Preservative Type***: 1 1 2 2 2 2

** Container Size: (1) 1L, (2) 500mL, (3) 250mL, (4) 125mL, (5) 100mL, (6) 40mL vial, (7) EnCore, (8) TerraCore, (9) 5035, (10) Other

*** Preservative Types: (1) None, (2) HNO3, (3) H2SO4, (4) HCl, (5) NaOH, (6) Zn Acetate, (7) NaHSO4, (8) Sod Thiosulfate, (9) Ascorbic Acid, (10) MeOH, (11) Other

Lab Use Only: Proj. Mgr: Bonnie Vang; Acct.Num / Client ID:; Table #:; Profile / Template: 16507; Prelog / Bottle Ord. ID: EZ 3136135

* Matrix Codes (Insert in Matrix box below): Drinking Water (DW), Ground Water (GW), Wastewater (WW), Product (P), Soil/Solid (SS), Oil (OL), Wipe (WP), Tissue (TS), Bioassay (B), Vapor (V), Surface Water (SW), Sediment (SED), Sludge (SL), Caulk (CK), Leachate (LL), Biosolid (BS), Other (OT)

Customer Sample ID	Matrix *	Comp / Grab	Composite Start Date	Composite Start Time	Collected or Composite End Date	Collected or Composite End Time	# Cont.	Residual Chlorine Result	Residual Chlorine Units	2540C Total Dissolved Solids	300.0-F, SO4, Cl	Appendix III	Appendix IV	RAD 226/228	Cobalt	Boron	Sample Comment	Preservation non-conformance identified for sample #
BOW-BGWA-2	WG	G			8/21/24	1512	5			X	X	X	X	X				
BOW-BGWA-29	WG	G			8/21/24	1112	5			X	X	X	X	X				
BOW-BGWA-33	WG	G					5			X	X	X	X	X				
BOW-BGWA-47D	WG	G					5			X	X	X	X	X				
BOW-BGWA-48D	WG	G					5			X	X	X	X	X				
BOW-BGWC-7	WG	G					5			X	X	X	X	X				
BOW-BGWC-8	WG	G					5			X	X	X	X	X				
BOW-BGWC-9	WG	G					5			X	X	X	X	X				
BOW-BGWC-10	WG	G					5			X	X	X	X	X				
BOW-BGWC-12	WG	G					5			X	X	X	X	X				

Additional Instructions from Pace®:
Task Code: BOW-CCR-ASSMT-2024S2
App. III: Boron, Calcium, Chloride, Fluoride, Sulfate, TDS
App. IV: Antimony, Arsenic, Barium, Beryllium, Cadmium, Chromium, Cobalt, Combined Radium, Fluoride, Lead, Lithium, Mercury, Molybdenum, Selenium, Thallium

Collected By: Kevin Stephenson, William Laaker, Jay Siewert,
Printed Name: Natalie Piparo
Signature: [signature] Resolute Environmental

Customer Remarks / Special Conditions / Possible Hazards:

Coolers: Thermometer ID: Correction Factor (°C): Obs. Temp (°C): Corrected Temp (°C): [ ] On Ice

Relinquished by/Company: (Signature)	Date/Time:	Received by/Company: (Signature)	Date/Time:
[signature] Resolute Env.	8/23/24 1005	[signature] / Pace	8/23/24 1005
[signature] / Pace	8/23/24 1230	[signature]	8/23/24 1230

Tracking Number:

Delivered by: [ ] In-Person [ ] Courier [ ] FedEx [ ] UPS [ ] Other

Page: 1 of 5

Submitting a sample via this chain of custody constitutes acknowledgment and acceptance of the Pace® Terms and Conditions found at https://www.pacelabs.com/resource-library/resource/pace-terms-and-conditions/

ENV-FRM-CORQ-0019_v02_110123 ©

Pace® Location Requested (City/State):

Pace Analytical Charlotte
9800 Kincey Ave. Suite 100, Huntersville, NC 28078

CHAIN-OF-CUSTODY Analytical Request Document

Chain-of-Custody is a LEGAL DOCUMENT - Complete all relevant fields

LAB USE ONLY- Affix Workorder/Login Label Here

Scan QR Code for instructions

Company Name: Georgia Power - Bowen

Street Address: 241 Ralph McGill Blvd NE, Atlanta, GA 30308

Customer Project #:

Project Name: Bowen AP-1

Site Collection Info/Facility ID (as applicable):

Contact/Report To: Kristen Jurinko, Mintao Lu, Marty Crook

Phone #: (470) 217-0008

E-Mail: knjurink@southernco.com

Cc E-Mail: Laura Midkiff, Ben Hodges, Mike Smilley, Noelia Gongi

Invoice to: Account Payable

Invoice E-mail: georgiapowerinvoices@southernco.com

Purchase Order # (if applicable): GPC82474-0007

Quote #:

Time Zone Collected: [ ] AK [ ] PT [ ] MT [ ] CT [X] ET

County / State origin of sample(s): Georgia

Data Deliverables: [ ] Level II [ ] Level III [ ] Level IV [ ] EQUIS [ ] Other

Regulatory Program (DW, RCRA, etc.) as applicable: Reportable [ ] Yes [ ] No

Rush (Pre-approval required): [ ] Same Day [ ] 1 Day [ ] 2 Day [ ] 3 Day Other

Date Results Requested:

DW PWSID # or WW Permit # as applicable:

Field Filtered (if applicable): [ ] Yes [ ] No

Analysis:

* Matrix Codes (Insert in Matrix box below): Drinking Water (DW), Ground Water (GW), Wastewater (WW), Product (P), Soil/Solid (SS), Oil (OL), Wipe (WP), Tissue (TS), Bioassay (B), Vapor (V), Surface Water (SW), Sediment (SED), Sludge (SL), Caulk (CK), Leachate (LL), Biosolid (BS), Other (OT)

Specify Container Size **: 2 3 3 3 1 3

Identify Container Preservative Type***: 1 1 2 2 2 2

Analysis Requested

** Container Size: (1) 1L, (2) 500mL, (3) 250mL, (4) 125mL, (5) 100mL, (6) 40mL vial, (7) EnCore, (8) TerraCore, (9) 5Gml, (10) Other

*** Preservative Types: (1) None, (2) HNO3, (3) H2SO4, (4) HCl, (5) NaOH, (6) Zn Acetate, (7) NaHSO4, (8) Sod Thiosulfate, (9) Ascorbic Acid, (10) MeOH, (11) Other

Customer Sample ID	Matrix *	Comp / Grab	Composite Start Date	Composite Start Time	Collected or Composite End Date	Collected or Composite End Time	# Cont.	Residual Chlorine Result	Residual Chlorine Units	2540C Total Dissolved Solids	300.0-F, SO4, Cl	Appendix III	Appendix IV	RAD 226/228	Cobalt	Boron				Lab Use Only: Proj. Mgr: Bonnie Vang; AcctNum / Client ID: ; Table #: ; Profile / Template: 16507; Prelog / Bottle Ord. ID: EZ 3136135	Sample Comment	Preservation non-conformance identified for sample
BOW-BGWC-14A	WG	G					5			X	X	X	X	X								
BOW-BGWC-16	WG	G					5			X	X	X	X	X								
BOW-BGWC-17	WG	G					5			X	X	X	X	X								
BOW-BGWC-18	WG	G					5			X	X	X	X	X								
BOW-BGWC-19	WG	G					5			X	X	X	X	X								
BOW-BGWC-20	WG	G					5			X	X	X	X	X								
BOW-BGWC-21	WG	G					5			X	X	X	X	X								
BOW-BGWC-22	WG	G			8/21/24	1259	5			X	X	X	X	X								
BOW-BGWC-23	WG	G					5			X	X	X	X	X								
BOW-BGWC-24	WG	G			8/21/24	1541	5			X	X	X	X	X								

Additional Instructions from Pace®:
Task Code: BOW-CCR-ASSMT-2024S2
App. III: Boron, Calcium, Chloride, Fluoride, Sulfate, TDS
App. IV: Antimony, Arsenic, Barium, Beryllium, Cadmium, Chromium, Cobalt, Combined Radium, Fluoride, Lead, Lithium, Mercury, Molybdenum, Selenium, Thallium

Collected By: Kevin Stephenson, William Laaker, Jay Siewert, Natalie Piparo
Printed Name
Signature
Resolute Environmental

Customer Remarks / Special Conditions / Possible Hazards:

Coolers: Thermometer ID: Correction Factor (°C): Obs. Temp (°C): Corrected Temp (°C): [ ] On Ice

Relinquished by/Company: (Signature)	Date/Time:	Received by/Company: (Signature)	Date/Time:	Tracking Number:
Resolute Env.	8/22/24 1005	Lyan Williams / Pace	8/23/24 1005	
Lyan Williams / Pace	8/23/24 1230		8/23/24 1230	Delivered by: [ ] In-Person [ ] Courier [ ] FedEx [ ] UPS [ ] Other
Relinquished by/Company: (Signature)	Date/Time:	Received by/Company: (Signature)	Date/Time:	
Relinquished by/Company: (Signature)	Date/Time:	Received by/Company: (Signature)	Date/Time:	Page: 2 of 5

Submitting a sample via this chain of custody constitutes acknowledgment and acceptance of the Pace® Terms and Conditions found at https://www.pacelabs.com/resource-library/resource/pace-terms-and-conditions/

ENV-FRM-CORQ-0019_v02_110123 ©

Pace® Location Requested (City/State):

Pace Analytical Charlotte
9800 Kincey Ave. Suite 300, Huntersville, NC 28078

CHAIN-OF-CUSTODY Analytical Request Document

Chain-of-Custody is a LEGAL DOCUMENT - Complete all relevant fields

LAB USE ONLY- Affix Workorder/Login Label Here

Scan QR Code for Instructions

Company Name: Georgia Power - Bowon	Contact/Report To: Kristen Jurinko, Mintao Lu, Marty Crook
Street Address: 241 Ralph McGill Blvd NE, Atlanta, GA 30308	Phone #: (470) 217-0008
	E-Mail: knjurink@southernco.com
	Cc E-Mail: Laura Midkiff, Ben Hodges, Mike Smilley, Noelia Gangi
Customer Project #:	Invoice to: Account Payable
Project Name: Bowen AP-1	Invoice E-mail: georgiapowerinvoices@southernco.com
Site Collection Info/Facility ID (as applicable):	Purchase Order # (if applicable): GPC82474-0007
	Quote #:
Time Zone Collected: [ ] AK [ ] PT [ ] MT [ ] CT [X] ET	County / State origin of sample(s): Georgia

Data Deliverables: [ ] Level II [ ] Level III [ ] Level IV [ ] EQUIS [ ] Other

Regulatory Program (DW, RCRA, etc.) as applicable: Reportable [ ] Yes [ ] No

Rush (Pre-approval required): [ ] Same Day [ ] 1 Day [ ] 2 Day [ ] 3 Day Other

Date Results Requested:

DW PWSID # or WW Permit # as applicable:

Field Filtered (if applicable): [ ] Yes [ ] No

Analysis:

Specify Container Size **: 2 3 3 3 1 3

Identify Container Preservative Type***: 1 1 2 2 2 2

Analysis Requested

** Container Size: (1) 3L, (2) 500mL, (3) 250mL, (4) 125mL, (5) 100mL, (6) 40mL vial, (7) EnCore, (8) TerraCore, (9) 90mL, (10) Other

*** Preservative Types: (1) None, (2) HNO3, (3) H2SO4, (4) HCl, (5) NaOH, (6) Zn Acetate, (7) NaHSO4, (8) Sod. Thiosulfate, (9) Ascorbic Acid, (10) MeOH, (11) Other

Lab Use Only: Proj. Mgr: Bonnie Vang; Acct.Num / Client ID:; Table #:; Profile / Template: 16507; Prelog / Bottle Ord. ID: EZ 3136135

* Matrix Codes (Insert in Matrix box below): Drinking Water (DW), Ground Water (GW), Wastewater (WW), Product (P), Soil/Solid (SS), Oil (OL), Wipe (WP), Tissue (TS), Bioassay (B), Vapor (V), Surface Water (SW), Sediment (SED), Sludge (SL), Caulk (CK), Leachate (LL), Biosolid (BS), Other (OT)

Customer Sample ID	Matrix *	Comp / Grab	Composite Start Date	Composite Start Time	Collected or Composite End Date	Collected or Composite End Time	# Cont.	Residual Chlorine Result	Residual Chlorine Units	2540C Total Dissolved Solids	300.0 F, SO4, Cl	Appendix III	Appendix IV	RAD 226/228	Cobalt	Boron	Sample Comment	Preservation non-conformance identified for sample
BOW-BGWC-25	WG	G					5			X	X	X	X	X				
BOW-BGWC-30	WG	G					5			X	X	X	X	X				
BOW-BGWA-6	WG	G					5			X	X	X	X	X				
BOW-BGWC-31	WG	G					5			X	X	X	X	X				
BOW-BGWC-32	WG	G			8/21/24	1028	5			X	X	X	X	X				
BOW-BGWC-34D	WG	G					5			X	X	X	X	X				
BOW-BGWC-35D	WG	G					5			X	X	X	X	X				
BOW-BGWC-36D	WG	G					5			X	X	X	X	X				
BOW-BGWC-37D	WG	G					5			X	X	X	X	X				
BOW-BGWC-38D	WG	G					5			X	X	X	X	X				

Additional Instructions from Pace®:
Task Code: BOW-CCR-ASSMT-2024S2
App. III: Boron, Calcium, Chloride, Fluoride, Sulfate, TDS
App. IV: Antimony, Arsenic, Barium, Beryllium, Cadmium, Chromium, Cobalt, Combined Radium, Fluoride, Lead, Lithium, Mercury, Molybdenum, Selenium, Thallium

Collected By: Kevin Stephenson, William Lasker, Jay Siewert, Natalie Pipero
Printed Name
Signature
Resolute Environmental

Customer Remarks / Special Conditions / Possible Hazards:

Coolers: Thermometer ID: Correction Factor (°C): Obs. Temp (°C): Corrected Temp (°C): [ ] On Ice

Relinquished by/Company: (Signature)	Date/Time:	Received by/Company: (Signature)	Date/Time:	Tracking Number:
Resolute Env.	8/23/24 1005	Ryan Williams / Pace	8/23/24 1005	
Ryan Williams / Pace	8/23/24 1230		8/23/24 1230	Delivered by: [ ] In-Person [ ] Courier [ ] FedEx [ ] UPS [ ] Other
Relinquished by/Company: (Signature)	Date/Time:	Received by/Company: (Signature)	Date/Time:	
Relinquished by/Company: (Signature)	Date/Time:	Received by/Company: (Signature)	Date/Time:	Page: 3 of 5

Submitting a sample via this chain of custody constitutes acknowledgment and acceptance of the Pace® Terms and Conditions found at https://www.pacelabs.com/resource-library/resource/pace-terms-and-conditions/

ENV-FRM-CORQ-0019_v02_110123 ©

Pace® Location Requested (City/State):

Pace Analytical Charlotte
9800 Kincey Ave. Suite 100, Huntersville, NC 28078

CHAIN-OF-CUSTODY Analytical Request Document

Chain-of-Custody is a LEGAL DOCUMENT - Complete all relevant fields

LAB USE ONLY- Affix Workorder/Login Label Here

Scan QR Code for Instructions

Company Name: Georgia Power - Bowen	Contact/Report To: Kristen Jurinko, Mintao Lu, Marty Crook
Street Address: 241 Ralph McGill Blvd NE, Atlanta, GA 30308	Phone #: (470) 217-0008
	E-Mail: krjurink@southernco.com
	Cc E-Mail: Laura Midkiff, Ben Hodges, Mike Smilley, Noelia Gangi
Customer Project #:	Invoice to: Account Payable
Project Name: Bowen AP-1	Invoice E-mail: georgiapowerinvoices@southernco.com
Site Collection Info/Facility ID (as applicable):	Purchase Order # (if applicable): GPC82474-0007
	Quote #:
Time Zone Collected: [ ] AK [ ] PT [ ] MT [ ] CT [X] ET	County / State origin of sample(s): Georgia
Data Deliverables: [ ] Level II [ ] Level III [ ] Level IV [ ] EQUIS [ ] Other	Regulatory Program (DW, RCRA, etc.) as applicable: Reportable [ ] Yes [ ] No
	Rush (Pre-approval required): [ ] Same Day [ ] 1 Day [ ] 2 Day [ ] 3 Day Other
	Date Results Requested:
	DW PWSID # or WW Permit # as applicable:
	Field Filtered (if applicable): [ ] Yes [ ] No
	Analysis:

Specify Container Size **: 2 3 3 3 1 3

Identify Container Preservative Type***: 1 1 2 2 2 2

Analysis Requested

** Container Size: (1) 1L, (2) 500mL, (3) 250mL, (4) 125mL, (5) 100mL, (6) 40mL vial, (7) EnCore, (8) TerraCore, (9) 5Gram, (10) Other

*** Preservative Types: (1) None, (2) HNO3, (3) H2SO4, (4) HCL (5) NaOH, (6) Zn Acetate, (7) NaHSO4, (8) Sod Thiosulfate, (9) Ascorbic Acid, (10) MeOH, (11) Other

* Matrix Codes (Insert in Matrix box below): Drinking Water (DW), Ground Water (GW), Wastewater (WW), Product (P), Soil/Solid (SS), Oil (OL), Wipe (WP), Tissue (TS), Bioassay (BI), Vapor (V), Surface Water (SW),Sediment (SED), Sludge (SL), Caulk (CK), Leachate (LL), Biosolid (BS), Other (OT)

Customer Sample ID	Matrix *	Comp / Grab	Composite Start Date	Composite Start Time	Collected or Composite End Date	Collected or Composite End Time	# Cont.	Residual Chlorine Result	Residual Chlorine Units	2540C Total Dissolved Solids	300.0-F, SO4, Cl	Appendix III	Appendix IV	RAD 226/228	Cobalt	Boron				Sample Comment
BOW-BGWC-39	WG	G					5			X	X	X	X	X						
BOW-BGWC-40	WG	G					5			X	X	X	X	X						
BOW-BGWC-41D	WG	G			8/21/24	1500	5			X	X	X	X	X						
BOW-BGWC-42D	WG	G					5			X	X	X	X	X						
BOW-BGWC-43D	WG	G			8/21/24	1540	5			X	X	X	X	X						
BOW-BGWC-44D	WG	G					5			X	X	X	X	X						
BOW-BGWC-49D	WG	G			8/21/24	1333	5			X	X	X	X	X						
BOW-BGWC-50D	WG	G					5			X	X	X	X	X						
BOW-BGWC-51	WG	G					5			X	X	X	X	X						
BOW-BGWC-52	WG	G					5			X	X	X	X	X						

Lab Use Only: Proj. Mgr: Bonnie Vang; AcctNum / Client ID:; Table #:; Profile / Template: 16507; Prelog / Bottle Ord. ID: EZ 3136135

Preservation non-conformance identified for sample

Additional Instructions from Pace®:
Task Code: BOW-CCR-ASSMT-2024S2
App. IB: Boron, Calcium, Chloride, Fluoride, Sulfate, TDS
App. IV: Antimony, Arsenic, Barium, Beryllium, Cadmium, Chromium, Cobalt, Combined Radium, Fluoride, Lead, Lithium, Mercury, Molybdenum, Selenium, Thallium

Collected By: Kevin Stephenson, William Laaker, Jay Siewert, Natalie Pipara
Printed Name
Signature
Resolute Environmental

Customer Remarks / Special Conditions / Possible Hazards:

Coolers: Thermometer ID: Correction Factor (°C): Obs. Temp (°C): Corrected Temp (°C): [ ] On Ice

Relinquished by/Company: (Signature)	Date/Time:	Received by/Company: (Signature)	Date/Time:	Tracking Number:
Resolute ENV.	8/23/24 1005	Lynn Williams / Pace	8/23/24 1005	
Lynn Williams / Pace	8/23/24 1230		8/23/24 1230	Delivered by: [ ] In-Person [ ] Courier [ ] FedEX [ ] UPS [ ] Other
Relinquished by/Company: (Signature)	Date/Time:	Received by/Company: (Signature)	Date/Time:	
Relinquished by/Company: (Signature)	Date/Time:	Received by/Company: (Signature)	Date/Time:	Page: 4 of 5

Submitting a sample via this chain of custody constitutes acknowledgment and acceptance of the Pace® Terms and Conditions found at https://www.pacelabs.com/resource-library/resource/pace-terms-and-conditions/

ENV-FRM-CORQ-0019_v02_110123 ©

Pace® Location Requested (City/State):

Pace Analytical Charlotte
9800 Kincey Ave. Suite 100, Huntersville, NC 28078

CHAIN-OF-CUSTODY Analytical Request Document

Chain-of-Custody is a LEGAL DOCUMENT. Complete all relevant fields.

LAB USE ONLY- Affix Workorder/Login Label Here

Scan QR Code for instructions

Company Name: Georgia Power - Bowen	Contact/Report To: Kristen Jurinko, Mintao Lu, Marty Crook
Street Address: 241 Ralph McGill Blvd NE, Atlanta, GA 30308	Phone #: (470) 217-0008
	E-Mail: knjurink@southernco.com
	Cc E-Mail: Laura Midkiff, Ben Hodges, Mike Smalley, Noella Gangi
Customer Project #:	Invoice to: Account Payable
Project Name: Bowen AP-1	Invoice E-mail: georgiapowerinvoices@southernco.com
Site Collection Info/Facility ID (as applicable):	Purchase Order # (if applicable): GPC82474-0007
	Quote #:
Time Zone Collected: [ ] AK [ ] PT [ ] MT [ ] CT [X] ET	County / State origin of sample(s): Georgia
Data Deliverables: [ ] Level II [ ] Level III [ ] Level IV [ ] EDUS [ ] Other	Regulatory Program (DW, RCRA, etc.) as applicable: Reportable [ ] Yes [ ] No
	Rush (Pre-approval required): [ ] Same Day [ ] 1 Day [ ] 2 Day [ ] 3 Day Other ____ Date Results Requested:
	DW PWSID # or WW Permit # as applicable:
	Field Filtered (if applicable): [ ] Yes [ ] No Analysis:

Specify Container Size **: 2 3 3 3 1 3

Identify Container Preservative Type***: 1 1 2 2 2 2

Analysis Requested

** Container Size: (1) 1L, (2) 500mL, (3) 250mL, (4) 125mL, (5) 100mL, (6) 40mL vial, (7) EnCore, (8) Terracore, (9) 80mL, (10) Other

*** Preservative Types: (1) None, (2) HNO3, (3) H2SO4, (4) HCl, (5) NaOH, (6) Zn Acetate, (7) NaHSO4, (8) Sod. Thiosulfate, (9) Ascorbic Acid, (10) MeOH, (11) Other

* Matrix Codes (Insert in Matrix box below): Drinking Water (DW), Ground Water (GW), Wastewater (WW), Product (P), Soil/Solid (SS), Oil (OL), Wipe (WP), Tissue (TS), Bioassay (B), Vapor (V), Surface Water (SW), Sediment (SED), Sludge (SL), Caulk (CK), Leachate (LL), Biosolid (BS), Other (OT)

Customer Sample ID	Matrix *	Comp / Grab	Composite Start Date	Composite Start Time	Collected or Composite End Date	Collected or Composite End Time	# Cont.	Residual Chlorine Result	Residual Chlorine Units	2540C Total Dissolved Solids	300.0-F: SO4, Cl-	Appendix III	Appendix IV	RA-D 226/228	Cobalt	Boron				Sample Comment	Preservation non-conformance identified for sample
BOW-PZ-7	WG	G					5			X	X	X	X	X							
BOW-AP1-FD-	WG	G					5			X	X	X	X	X							
BOW-AP1-FD-	WG	G					5			X	X	X	X	X							
BOW-AP1-FD-11	WG	G			8/21/24	—	5			X	X	X	X	X							
BOW-AP1-FD-	WG	G					5			X	X	X	X	X							
BOW-AP1-FB-11	WQ	G			8/21/24	1653	5			X	X	X	X	X							
BOW-AP1-FB-	WQ	G					5			X	X	X	X	X							
BOW-AP1-EB-11	WQ	G			8/21/24	1704	5			X	X	X	X	X							
BOW-AP1-EB-	WQ	G					5			X	X	X	X	X							

Lab Use Only: Proj. Mgr: Bonnie Varig; Acct.Num / Client ID:; Table #:; Profile / Template: 16507; Prelog / Bottle Ord. ID: EZ 3136135

Additional Instructions from Pace®:
Task Code: BOW-CCR-ASSMT-2024S2
App. III: Boron, Calcium, Chloride, Fluoride, Sulfate, TDS
App. IV: Antimony, Arsenic, Barium, Beryllium, Cadmium, Chromium, Cobalt, Combined Radium, Fluoride, Lead, Lithium, Mercury, Molybdenum, Selenium, Thallium

Collected By: Kevin Stephenson, William Laaker, Jay Stewart, Natalie Piparo
Printed Name
Signature
Resolute Environmental

Customer Remarks / Special Conditions / Possible Hazards:

Coolers: Thermometer ID: Correction Factor (°C): Obs. Temp. (°C): Corrected Temp (°C): [ ] On Ice

Relinquished by/Company: (Signature)	Date/Time:	Received by/Company: (Signature)	Date/Time:	Tracking Number:
Resolute Env.	8/23/24 1005	Pace	8/23/24 1005	
Relinquished by/Company: (Signature)	Date/Time:	Received by/Company: (Signature)	Date/Time:	Delivered by: [ ] In-Person [ ] Courier [ ] FedEx [ ] UPS [ ] Other
Pace	8/23/24 1230		8/23/24 1230	
Relinquished by/Company: (Signature)	Date/Time:	Received by/Company: (Signature)	Date/Time:	
Relinquished by/Company: (Signature)	Date/Time:	Received by/Company: (Signature)	Date/Time:	Page: 5 of 5

Submitting a sample via this chain of custody constitutes acknowledgment and acceptance of the Pace® Terms and Conditions found at https://www.pacelabs.com/resource-library/resource/pace-terms-and-conditions/

ENV-FRM-CORQ-0019_v02_110123 ©

Pace	DC#_Title: ENV-FRM-HUN1-0083 v05_Sample Condition Upon Receipt
	Effective Date: 05/24/2024

Laboratory receiving samples:
Asheville ☐ Eden ☐ Greenwood ☐ Huntersville ☐ Raleigh ☐ Mechanicsville ☐ Atlanta ☑ Kernersville ☐

Sample Condition Upon Receipt

Client Name: GA-Power - Brown

Project #:

Courier: ☐ Commercial ☐ Fed Ex ☑ Pace ☐ UPS ☐ USPS ☐ Other:____ ☐ Client

Custody Seal Present? ☑ Yes ☐ No Seals Intact? ☑ Yes ☐ No ☐ N/A

Date/Initials Person Examining Contents: 8/23/24 AM

Packing Material: ☑ Bubble Wrap ☐ Bubble Bags ☐ None ☐ Other

Biological Tissue Frozen? ☐ Yes ☐ No ☑ N/A

Thermometer:
☐ IR Gun ID: 214 Type of Ice: ☑ Wet ☐ Blue ☐ None

Cooler Temp: 4.5 Correction Factor: Add/Subtract (°C) 0

Temp should be above freezing to 6°C
☐ Samples out of temp criteria. Samples on ice, cooling process has begun

Cooler Temp Corrected (°C): 4.5

USDA Regulated Soil (☐ N/A, water sample)
Did samples originate in a quarantine zone within the United States: CA, NY, or SC (check maps)? ☐ Yes ☐ No

Did samples originate from a foreign source (internationally, including Hawaii and Puerto Rico)? ☐ Yes ☐ No

				Comments/Discrepancy:
Chain of Custody Present?	☑ Yes	☐ No	☐ N/A	1.
Samples Arrived within Hold Time?	☑ Yes	☐ No	☐ N/A	2.
Short Hold Time Analysis (<72 hr.)?	☑ Yes	☐ No	☐ N/A	3.
Rush Turn Around Time Requested?	☐ Yes	☑ No	☐ N/A	4.
Sufficient Volume?	☑ Yes	☐ No	☐ N/A	5.
Correct Containers Used?	☑ Yes	☐ No	☐ N/A	6.
-Pace Containers Used?	☑ Yes	☐ No	☐ N/A	
Containers Intact?	☑ Yes	☐ No	☐ N/A	7.
Dissolved analysis: Samples Field Filtered?	☐ Yes	☑ No	☐ N/A	8.
Sample Labels Match COC?	☑ Yes	☐ No	☐ N/A	9.
-Includes Date/Time/ID/Analysis Matrix: WQ, WQ				
Headspace in VOA Vials (>5-6mm)?	☐ Yes	☐ No	☐ N/A	10.
Trip Blank Present?	☐ Yes	☐ No	☐ N/A	11.
Trip Blank Custody Seals Present?	☐ Yes	☐ No	☐ N/A	

COMMENTS/SAMPLE DISCREPANCY

Field Data Required? ☐ Yes ☐ No

Lot ID of split containers:

CLIENT NOTIFICATION/RESOLUTION

Person contacted: Date/Time:

Project Manager SCURF Review: Date:

Project Manager SRF Review: Date:

*Check mark top half of box if pH and/or dechlorination is verified and within the acceptance range for preservation samples.
Exceptions: VOA, Coliform, TOC, Oil and Grease, DRO/8015 (water) DOC, LLHg
**Bottom half of box is to list number of bottles
***Check all unpreserved Nitrates for chlorine

Project #

Laboratory Receiving Location: Asheville ☐ Eden ☐ Greenwood ☐ Huntersville ☐ Raleigh ☐ Mechanicsville ☐ Atlanta ☑ Kernersville ☐

Client GA Power_Brown Profile/EZ (Circle one) 3136135 Notes

Item#	BP4U-125 mL Plastic Unpreserved (N/A) (Cl-)	BP3U-250 mL Plastic Unpreserved (N/A)	BP2U-500 mL Plastic Unpreserved (N/A)	BP1U-1 liter Plastic Unpreserved (N/A)	BP1N	BP4S-125 mL Plastic H2SO4 (pH < 2) (Cl-)	BP3N-250 mL plastic HNO3 (pH < 2)	BP4Z-125 mL Plastic ZN Acetate & NaOH (>9)	BP4B-125 mL Plastic NaOH (pH > 12) (Cl-)	WGFU-Wide-mouthed Glass jar Unpreserved	AG1U-1 liter Amber Unpreserved (N/A) (Cl-)	AG1H-1 liter Amber HCl (pH < 2)	AG3U-250 mL Amber Unpreserved (N/A) (Cl-)	AG1S-1 liter Amber H2SO4 (pH < 2)	AG3S-250 mL Amber H2SO4 (pH < 2)	DG9A-40 mL Amber NH4Cl (N/A)(Cl-)	DG9H-40 mL VOA HCl (N/A)	VG9T-40 mL VOA Na2S2O3 (N/A)	VG9U-40 mL VOA Unpreserved (N/A)	DG9V-40 mL VOA H3PO4 (N/A)	KP7U-50 mL Plastic Unpreserved (N/A)	V/GK (3 vials per kit)-VPH/Gas kit (N/A)	SP5T-125 mL Sterile Plastic (N/A – lab)	SP2T-250 mL Sterile Plastic (N/A – lab)		BP3R-250 mL Plastic (NH4)2SO4 (9.3-9.7)	AG0U-100 mL Amber Unpreserved (N/A) (Cl-)	VSGU-20 mL Scintillation vials (N/A)	DG9U-40 mL Amber Unpreserved vials (N/A)
CC																															
1		1	1		2		1																								
2		1	1		2		1																								
3		1	1		2		1																								
4		1	1		2		1																								
5		1	1		2		1																								
6		1	1		2		1																								
7		1	1		2		1																								
8		1	1		2		1																								
9		1	1		2		1																								
10		1	1		2		1																								
11		1	1		2		1																								
12																															

pH Adjustment Log for Preserved Samples

Sample ID	Type of Preservative	pH upon receipt	Date preservation adjusted	Time preservation adjusted	Amount of Preservative added	Lot #

Note: Whenever there is a discrepancy affecting North Carolina compliance samples, a copy of this form will be sent to the North Carolina DENR Certification Office (i.e. Out of hold, incorrect preservative, out of temp, incorrect containers.

Pace® Location Requested (City/State):

Pace Analytical Charlotte
9800 Kincey Ave, Suite 100, Huntersville, NC 28078

CHAIN-OF-CUSTODY Analytical Request Document

Chain-of-Custody is a LEGAL DOCUMENT - Complete all relevant fields

LAB USE ONLY- Affix Workorder/Login Label Here

Scan QR Code for instructions

Company Name: Georgia Power - Bowen	Contact/Report To: Kristen Jurinko, Mintao Lu, Marty Crook
Street Address: 241 Ralph McGill Blvd NE, Atlanta, GA 30308	Phone #: (470) 217-0008
	E-Mail: knjurink@southernco.com
	Cc E-Mail: Laura Midkiff, Ben Hodges, Mike Smilley, Noelia Gangi
Customer Project #:	Invoice to: Account Payable
Project Name: Bowen AP-1	Invoice E-mail: georgiapowerinvoices@southernco.com
Site Collection Info/Facility ID (as applicable):	Purchase Order # (if applicable): GPC82474-0007
	Quote #:
Time Zone Collected: [ ] AK [ ] PT [ ] MT [ ] CT [X] ET	County / State origin of sample(s): Georgia
Data Deliverables: [ ] Level II [ ] Level III [ ] Level IV [ ] EQUIS [ ] Other	Regulatory Program (DW, RCRA, etc.) as applicable: Reportable [ ] Yes [ ] No
	Rush (Pre-approval required): [ ] Same Day [ ] 1 Day [ ] 2 Day [ ] 3 Day Other
	Date Results Requested:
	DW PWSID # or WW Permit # as applicable:
	Field Filtered (if applicable): [ ] Yes [ ] No
	Analysis:

Specify Container Size **: 2 3 3 3 1 3

Identify Container Preservative Type***: 1 1 2 2 2 2

**Container Size: (1) 1L, (2) 500mL, (3) 250mL, (4) 125mL, (5) 100mL, (6) 40mL vial, (7) EnCore, (8) TerraCore, (9) 90mL, (10) Other

*** Preservative Types: (1) None, (2) HNO3, (3) H2SO4, (4) HCl, (5) NaOH, (6) Zn Acetate, (7) NaHSO4, (8) Sod. Thiosulfate, (9) Ascorbic Acid, (10) MeOH, (11) Other

* Matrix Codes (Insert in Matrix box below): Drinking Water (DW), Ground Water (GW), Wastewater (WW), Product (P), Soil/Solid (SS), Oil (OL), Wipe (WP), Tissue (TS), Bioassay (B), Vapor (V), Surface Water (SW), Sediment (SED), Sludge (SL), Caulk (CK), Leachate (LL), Biosolid (BS), Other (OT)

Customer Sample ID	Matrix *	Comp / Grab	Composite Start Date	Composite Start Time	Collected or Composite End Date	Collected or Composite End Time	# Cont.	Residual Chlorine Result	Residual Chlorine Units	2540C Total Dissolved Solids	300.0-F-,SO4--,Cl-	Appendix III	Appendix IV	RAD 226/228	Cobalt	Boron
BOW-BGWA-2	WG	G					5			X	X	X	X	X		
BOW-BGWA-29	WG	G					5			X	X	X	X	X		
BOW-BGWA-33	WG	G			8/23/24	0955	5			X	X	X	X	X		
BOW-BGWA-47D	WG	G					5			X	X	X	X	X		
BOW-BGWA-48D	WG	G					5			X	X	X	X	X		
BOW-BGWC-7	WG	G					5			X	X	X	X	X		
BOW-BGWC-8	WG	G					5			X	X	X	X	X		
BOW-BGWC-9	WG	G					5			X	X	X	X	X		
BOW-BGWC-10	WG	G					5			X	X	X	X	X		
BOW-BGWC-12	WG	G					5									

Lab Use Only: Proj. Mgr: Bonnie Vang; AcctNum / Client ID:; Table #:; Profile / Template: 16507; Prelog / Bottle Ord. ID: EZ 3136135

Sample Comment

Preservation non-conformance identified for sample.

Additional Instructions from Pace®:
Task Code: BOW-CCR-ASSMT-2024S2
App. III: Boron, Calcium, Chloride, Fluoride, Sulfate, TDS
App. IV: Antimony, Arsenic, Barium, Beryllium, Cadmium, Chromium, Cobalt, Combined Radium, Fluoride, Lead, Lithium, Mercury, Molybdenum, Selenium, Thallium

Collected By: Printed Name: Kevin Stephenson, William Laaker, Jay Siewert, Natalie Pisaro
Signature: Resolute Environmental

Customer Remarks / Special Conditions / Possible Hazards:

Coolers: Thermometer ID: Correction Factor (°C): Obs. Temp. (°C): Corrected Temp. (°C): [ ] On Ice

Relinquished by/Company: (Signature)	Date/Time:	Received by/Company: (Signature)	Date/Time:	Tracking Number:
Resolute Env.	8/27/24 0923	Lyan Williams / Pace	8/27/24 0923	
Lyan Williams / Pace	8/27/24 1235		8/27/24 1235	Delivered by: [ ] In-Person [ ] Courier [ ] FedEx [ ] UPS [ ] Other
Relinquished by/Company: (Signature)	Date/Time:	Received by/Company: (Signature)	Date/Time:	
Relinquished by/Company: (Signature)	Date/Time:	Received by/Company: (Signature)	Date/Time:	Page: 1 of 5

Submitting a sample via this chain of custody constitutes acknowledgment and acceptance of the Pace® Terms and Conditions found at https://www.pacelabs.com/resource-library/resource/pace-terms-and-conditions/

ENV-FRM-CORQ-0019_v02_110123 ©

Pace ANALYTICAL SERVICES

DC#_Title: ENV-FRM-HUN1-0083 v05_Sample Condition Upon Receipt

Effective Date: 05/24/2024

Laboratory receiving samples:

Asheville ☐ Eden ☐ Greenwood ☐ Huntersville ☐ Raleigh ☐ Mechanicsville ☐ Atlanta ☑ Kernersville ☐

Sample Condition Upon Receipt

Client Name: GA Power - Bowen

Project #:

Courier: ☐ Commercial ☐ Fed Ex ☐ UPS ☐ USPS ☐ Client ☑ Pace ☐ Other:____

Custody Seal Present? ☑ Yes ☐ No **Seals Intact?** ☑ Yes ☐ No ☐ N/A

Date/Initials Person Examining Contents: 8/27/24 DW

Packing Material: ☑ Bubble Wrap ☐ Bubble Bags ☐ None ☐ Other

Biological Tissue Frozen? ☐ Yes ☐ No ☑ N/A

Thermometer: ☐ IR Gun ID: 214 **Type of Ice:** ☐ Wet ☐ Blue ☐ None

Cooler Temp: 5.0 **Correction Factor:** Add/Subtract (°C) 0

Temp should be above freezing to 6°C

☐ Samples out of temp criteria. Samples on ice, cooling process has begun

Cooler Temp Corrected (°C): 5.0

USDA Regulated Soil (☐ N/A, water sample)

Did samples originate in a quarantine zone within the United States: CA, NY, or SC (check maps)? ☐ Yes ☐ No

Did samples originate from a foreign source (internationally, including Hawaii and Puerto Rico)? ☐ Yes ☐ No

				Comments/Discrepancy:
Chain of Custody Present?	☑ Yes	☐ No	☐ N/A	1.
Samples Arrived within Hold Time?	☑ Yes	☐ No	☐ N/A	2.
Short Hold Time Analysis (<72 hr.)?	☐ Yes	☑ No	☐ N/A	3.
Rush Turn Around Time Requested?	☐ Yes	☑ No	☐ N/A	4.
Sufficient Volume?	☑ Yes	☐ No	☐ N/A	5.
Correct Containers Used?	☑ Yes	☐ No	☐ N/A	6.
-Pace Containers Used?	☑ Yes	☐ No	☐ N/A	
Containers Intact?	☑ Yes	☐ No	☐ N/A	7.
Dissolved analysis: Samples Field Filtered?	☐ Yes	☑ No	☐ N/A	8.
Sample Labels Match COC?	☑ Yes	☐ No	☐ N/A	9.
-Includes Date/Time/ID/Analysis Matrix: WG				
Headspace in VOA Vials (>5-6mm)?	☐ Yes	☐ No	☑ N/A	10.
Trip Blank Present?	☐ Yes	☐ No	☑ N/A	11.
Trip Blank Custody Seals Present?	☐ Yes	☐ No	☑ N/A	

COMMENTS/SAMPLE DISCREPANCY

Field Data Required? ☐ Yes ☐ No

Lot ID of split containers:

CLIENT NOTIFICATION/RESOLUTION

Person contacted: _____ Date/Time: _____

Project Manager SCURF Review: _____ **Date:** _____

Project Manager SRF Review: _____ **Date:** _____

Pace ANALYTICAL SERVICES

DC#_Title: ENV-FRM-HUN1-0083 v05_Sample Condition Upon Receipt

Effective Date: 05/24/2024

*Check mark top half of box if pH and/or dechlorination is verified and within the acceptance range for preservation samples.
Exceptions: VOA, Coliform, TOC, Oil and Grease, DRO/8015 (water) DOC, LLHg
**Bottom half of box is to list number of bottles
***Check all unpreserved Nitrates for chlorine

Project #

Laboratory Receiving Location: Asheville ☐ Eden ☐ Greenwood ☐ Huntersville ☐ Raleigh ☐ Mechanicsville ☐ Atlanta ☑ Kernersville ☐

Client GA Power - Bowen Profile/EZ (Circle one) 3136135 Notes

Item#	BP4U-125 mL Plastic Unpreserved (N/A) (Cl-)	BP3U-250 mL Plastic Unpreserved (N/A)	BP2U-500 mL Plastic Unpreserved (N/A)	BP1U-1 liter Plastic Unpreserved (N/A)	BP1N	BP4S-125 mL Plastic H2SO4 (pH < 2) (Cl-)	BP3N-250 mL plastic HNO3 (pH < 2)	BP4Z-125 mL Plastic ZN Acetate & NaOH (>9)	BP4B-125 mL Plastic NaOH (pH > 12) (Cl-)	WGFU-Wide-mouthed Glass jar Unpreserved	AG1U-1 liter Amber Unpreserved (N/A) (Cl-)	AG1H-1 liter Amber HCl (pH < 2)	AG3U-250 mL Amber Unpreserved (N/A) (Cl-)	AG1S-1 liter Amber H2SO4 (pH < 2)	AG3S-250 mL Amber H2SO4 (pH < 2)	DG9A-40 mL Amber NH4Cl (N/A)(Cl-)	DG9H-40 mL VOA HCl (N/A)	VG9T-40 mL VOA Na2S2O3 (N/A)	VG9U-40 mL VOA Unpreserved (N/A)	DG9V-40 mL VOA H3PO4 (N/A)	KP7U-50 mL Plastic Unpreserved (N/A)	V/GK (3 vials per kit)-VPH/Gas kit (N/A)	SP5T-125 mL Sterile Plastic (N/A – lab)	SP2T-250 mL Sterile Plastic (N/A – lab)		BP3R-250 mL Plastic (NH2)2SO4 (9.3-9.7)	AG0U-100 mL Amber Unpreserved (N/A) (Cl-)	VSGU-20 mL Scintillation vials (N/A)	DG9U-40 mL Amber Unpreserved vials (N/A)
CC																														
1		1	1		1		1																							
2																														
3																														
4																														
5																														
6																														
7																														
8																														
9																														
10																														
11																														
12																														

pH Adjustment Log for Preserved Samples

Sample ID	Type of Preservative	pH upon receipt	Date preservation adjusted	Time preservation adjusted	Amount of Preservative added	Lot #

Note: Whenever there is a discrepancy affecting North Carolina compliance samples, a copy of this form will be sent to the North Carolina DENR Certification Office (i.e. Out of hold, incorrect preservative, out of temp, incorrect containers.

Pace Analytical Services, LLC
9800 Kincey Ave. Suite 100
Huntersville, NC 28078
(704)875-9092

October 04, 2024

Kristen Jurinko
Southern Co.
241 Ralph McGill Blvd NE
Bin 10160
Atlanta, GA 30308

RE: Project: Plant Bowen AP-1 RADS
Pace Project No.: 92748210

Dear Kristen Jurinko:

Enclosed are the analytical results for sample(s) received by the laboratory between August 16, 2024 and August 23, 2024. The results relate only to the samples included in this report. Results reported herein conform to the applicable TNI/NELAC Standards and the laboratory's Quality Manual, where applicable, unless otherwise noted in the body of the report.

The test results provided in this final report were generated by each of the following laboratories within the Pace Network:

- Pace Analytical Services - Greensburg

If you have any questions concerning this report, please feel free to contact me.

Sincerely,

Bonnie Vang
bonnie.vang@pacelabs.com
704-977-0968
Project Manager

Enclosures

cc: Marty Crook, Geosyntec Consultants
Whitney Law, Geosyntec
Mintao Lu, Geosyntec
Laura Midkiff, Southern Co.
Caroline Nelson, Geosyntec

This report shall not be reproduced, except in full,
without the written consent of Pace Analytical Services, LLC.

Pace Analytical Services, LLC
9800 Kincey Ave. Suite 100
Huntersville, NC 28078
(704)875-9092

CERTIFICATIONS

Project: Plant Bowen AP-1 RADS
Pace Project No.: 92748210

Pace Analytical Services Pennsylvania
1638 Roseytown Rd Suites 2,3&4, Greensburg, PA 15601
ANAB DOD-ELAP Rad Accreditation #: L2417
ANABISO/IEC 17025:2017 Rad Cert#: L24170
Alabama Certification #: 41590
Arizona Certification #: AZ0734
Arkansas Certification
California Certification #: 2950
Colorado Certification #: PA01547
Connecticut Certification #: PH-0694
EPA Region 4 DW Rad
Florida/TNI Certification #: E87683
Georgia Certification #: C040
Guam Certification
Hawaii Certification
Idaho Certification
Illinois Certification
Indiana Certification
Iowa Certification #: 391
Kansas Certification #: E-10358
Kentucky Certification #: KY90133
KY WW Permit #: KY0098221
KY WW Permit #: KY0000221
Louisiana DHH/TNI Certification #: LA010
Louisiana DEQ/TNI Certification #: 04086
Maine Certification #: 2023021
Maryland Certification #: 308
Massachusetts Certification #: M-PA1457
Michigan/PADEP Certification #: 9991
Missouri Certification #: 235
Montana Certification #: Cert0082
Nebraska Certification #: NE-OS-29-14
Nevada Certification #: PA014572023-03
New Hampshire/TNI Certification #: 297622
New Jersey/TNI Certification #: PA051
New Mexico Certification #: PA01457
New York/TNI Certification #: 10888
North Carolina Certification #: 42706
North Dakota Certification #: R-190
Ohio EPA Rad Approval: #41249
Oregon/TNI Certification #: PA200002-015
Pennsylvania/TNI Certification #: 65-00282
Puerto Rico Certification #: PA01457
Rhode Island Certification #: 65-00282
South Dakota Certification
Tennessee Certification #: TN02867
Texas/TNI Certification #: T104704188-22-18
Utah/TNI Certification #: PA014572223-14
USDA Soil Permit #: 525-23-67-77263
Vermont Dept. of Health: ID# VT-0282
Virgin Island/PADEP Certification
Virginia/VELAP Certification #: 460198
Washington Certification #: C868
West Virginia DEP Certification #: 143
West Virginia DHHR Certification #: 9964C
Wisconsin Approve List for Rad

This report shall not be reproduced, except in full,
without the written consent of Pace Analytical Services, LLC.

Pace Analytical Services, LLC
9800 Kincey Ave. Suite 100
Huntersville, NC 28078
(704)875-9092

SAMPLE SUMMARY

Project: Plant Bowen AP-1 RADS
Pace Project No.: 92748210

Lab ID	Sample ID	Matrix	Date Collected	Date Received
92748210001	**BOW-BGWA-47D**	Water	08/15/24 11:45	08/16/24 11:51
92748210002	**BOW-BGWA-48D**	Water	08/15/24 15:11	08/16/24 11:51
92748210003	**BOW-BGWA-6**	Water	08/15/24 11:36	08/16/24 11:51
92748210004	**BOW-BGWC-44D**	Water	08/15/24 13:25	08/16/24 11:51
92748210005	**BOW-AP1-FD-08**	Water	08/15/24 00:00	08/16/24 11:51
92748210006	**BOW-AP1-FB-08**	Water	08/15/24 16:10	08/16/24 11:51
92748210007	**BOW-AP1-EB-08**	Water	08/15/24 16:04	08/16/24 11:51
92748210008	**BOW-BGWC-7**	Water	08/16/24 10:56	08/20/24 10:08
92748210009	**BOW-BGWC-8**	Water	08/16/24 12:25	08/20/24 10:08
92748210010	**BOW-BGWC-14A**	Water	08/16/24 13:10	08/20/24 10:08
92748210011	**BOW-BGWC-50D**	Water	08/16/24 11:07	08/20/24 10:08
92748210012	**BOW-BGWC-16**	Water	08/19/24 10:53	08/20/24 10:08
92748210013	**BOW-BGWC-17**	Water	08/19/24 12:45	08/20/24 10:08
92748210014	**BOW-BGWC-18**	Water	08/19/24 14:10	08/20/24 10:08
92748210015	**BOW-BGWC-19**	Water	08/19/24 14:32	08/20/24 10:08
92748210016	**BOW-BGWC-31**	Water	08/19/24 12:57	08/20/24 10:08
92748210017	**BOW-AP1-FD-09**	Water	08/19/24 00:00	08/20/24 10:08
92748210018	**BOW-AP1-FB-09**	Water	08/19/24 15:31	08/20/24 10:08
92748210019	**BOW-AP1-EB-09**	Water	08/19/24 15:38	08/20/24 10:08
92748210020	**BOW-BGWC-9**	Water	08/19/24 10:54	08/20/24 10:08
92748210021	**BOW-BGWC-12**	Water	08/19/24 11:08	08/20/24 10:08
92748210022	**BOW-BGWC-21**	Water	08/22/24 15:57	08/23/24 15:51
92748210023	**BOW-BGWC-23**	Water	08/22/24 15:21	08/23/24 15:51
92748210024	**BOW-BGWC-30**	Water	08/22/24 13:00	08/23/24 15:51
92748210025	**BOW-BGWC-35D**	Water	08/22/24 12:08	08/23/24 15:51
92748210026	**BOW-BGWC-37D**	Water	08/22/24 13:39	08/23/24 15:51
92748210027	**BOW-BGWC-38D**	Water	08/22/24 10:32	08/23/24 15:51
92748210028	**BOW-BGWC-39**	Water	08/22/24 10:23	08/23/24 15:51
92748210029	**BOW-PZ-7**	Water	08/22/24 12:47	08/23/24 15:51
92748210030	**BOW-AP1-FD-12**	Water	08/22/24 00:00	08/23/24 15:51
92748210031	**BOW-AP1-FB-12**	Water	08/22/24 16:43	08/23/24 15:51
92748210032	**BOW-AP1-EB-12**	Water	08/22/24 16:34	08/23/24 15:51
92748210033	**BOW-BGWC-10**	Water	08/20/24 10:09	08/23/24 15:51
92748210034	**BOW-BGWC-20**	Water	08/20/24 11:18	08/23/24 15:51
92748210035	**BOW-BGWC-25**	Water	08/20/24 14:46	08/23/24 15:51
92748210036	**BOW-BGWC-34D**	Water	08/20/24 13:56	08/23/24 15:51
92748210037	**BOW-BGWC-36D**	Water	08/20/24 11:56	08/23/24 10:05

REPORT OF LABORATORY ANALYSIS

This report shall not be reproduced, except in full,
without the written consent of Pace Analytical Services, LLC.

Pace Analytical Services, LLC
9800 Kincey Ave. Suite 100
Huntersville, NC 28078
(704)875-9092

SAMPLE SUMMARY

Project: Plant Bowen AP-1 RADS
Pace Project No.: 92748210

Lab ID	Sample ID	Matrix	Date Collected	Date Received
92748210038	**BOW-BGWC-40**	Water	08/20/24 15:12	08/23/24 10:05
92748210039	**BOW-BGWC-42D**	Water	08/20/24 14:39	08/23/24 10:05
92748210040	**BOW-BGWC-51**	Water	08/20/24 11:22	08/23/24 10:05
92748210041	**BOW-BGWC-52**	Water	08/20/24 13:34	08/23/24 10:05
92748210042	**BOW-AP1-FD-10**	Water	08/20/24 00:00	08/23/24 10:05
92748210043	**BOW-AP1-FB-10**	Water	08/20/24 15:04	08/23/24 10:05
92748210044	**BOW-AP1-EB-10**	Water	08/20/24 15:15	08/23/24 10:05
92748210045	**BOW-BGWA-2**	Water	08/21/24 15:12	08/23/24 10:05
92748210046	**BOW-BGWA-29**	Water	08/21/24 11:12	08/23/24 10:05
92748210047	**BOW-BGWC-22**	Water	08/21/24 12:59	08/23/24 10:05
92748210048	**BOW-BGWC-24**	Water	08/21/24 15:41	08/23/24 10:05
92748210049	**BOW-BGWC-32**	Water	08/21/24 10:28	08/23/24 10:05
92748210050	**BOW-BGWC-41D**	Water	08/21/24 15:00	08/23/24 10:05
92748210051	**BOW-BGWC-43D**	Water	08/21/24 15:40	08/23/24 10:05
92748210052	**BOW-BGWC-49D**	Water	08/21/24 13:33	08/23/24 10:05
92748210053	**BOW-AP1-FD-11**	Water	08/21/24 00:00	08/23/24 10:05
92748210054	**BOW-AP1-FB-11**	Water	08/21/24 16:53	08/23/24 10:05
92748210055	**BOW-AP1-EB-11**	Water	08/21/24 17:04	08/23/24 10:05

This report shall not be reproduced, except in full,
without the written consent of Pace Analytical Services, LLC.

Pace Analytical Services, LLC
9800 Kincey Ave. Suite 100
Huntersville, NC 28078
(704)875-9092

SAMPLE ANALYTE COUNT

Project: Plant Bowen AP-1 RADS
Pace Project No.: 92748210

Lab ID	Sample ID	Method	Analysts	Analytes Reported	Laboratory
92748210001	**BOW-BGWA-47D**	EPA 9315	SLC	1	PASI-PA
		EPA 9320	VAL	1	PASI-PA
		Total Radium Calculation	JAL	1	PASI-PA
92748210002	**BOW-BGWA-48D**	EPA 9315	SLC	1	PASI-PA
		EPA 9320	VAL	1	PASI-PA
		Total Radium Calculation	JAL	1	PASI-PA
92748210003	**BOW-BGWA-6**	EPA 9315	SLC	1	PASI-PA
		EPA 9320	VAL	1	PASI-PA
		Total Radium Calculation	JAL	1	PASI-PA
92748210004	**BOW-BGWC-44D**	EPA 9315	SLC	1	PASI-PA
		EPA 9320	VAL	1	PASI-PA
		Total Radium Calculation	JAL	1	PASI-PA
92748210005	**BOW-AP1-FD-08**	EPA 9315	SLC	1	PASI-PA
		EPA 9320	VAL	1	PASI-PA
		Total Radium Calculation	JAL	1	PASI-PA
92748210006	**BOW-AP1-FB-08**	EPA 9315	SLC	1	PASI-PA
		EPA 9320	VAL	1	PASI-PA
		Total Radium Calculation	JAL	1	PASI-PA
92748210007	**BOW-AP1-EB-08**	EPA 9315	SLC	1	PASI-PA
		EPA 9320	VAL	1	PASI-PA
		Total Radium Calculation	JAL	1	PASI-PA
92748210008	**BOW-BGWC-7**	EPA 9315	SLC	1	PASI-PA
		EPA 9320	VAL	1	PASI-PA
		Total Radium Calculation	JAL	1	PASI-PA
92748210009	**BOW-BGWC-8**	EPA 9315	SLC	1	PASI-PA
		EPA 9320	VAL	1	PASI-PA
		Total Radium Calculation	JAL	1	PASI-PA
92748210010	**BOW-BGWC-14A**	EPA 9315	SLC	1	PASI-PA
		EPA 9320	VAL	1	PASI-PA
		Total Radium Calculation	JAL	1	PASI-PA
92748210011	**BOW-BGWC-50D**	EPA 9315	SLC	1	PASI-PA
		EPA 9320	VAL	1	PASI-PA
		Total Radium Calculation	JAL	1	PASI-PA
92748210012	**BOW-BGWC-16**	EPA 9315	SLC	1	PASI-PA
		EPA 9320	VAL	1	PASI-PA
		Total Radium Calculation	JAL	1	PASI-PA
92748210013	**BOW-BGWC-17**	EPA 9315	SLC	1	PASI-PA

This report shall not be reproduced, except in full,
without the written consent of Pace Analytical Services, LLC.

Pace Analytical Services, LLC
9800 Kincey Ave. Suite 100
Huntersville, NC 28078
(704)875-9092

SAMPLE ANALYTE COUNT

Project: Plant Bowen AP-1 RADS
Pace Project No.: 92748210

Lab ID	Sample ID	Method	Analysts	Analytes Reported	Laboratory
		EPA 9320	VAL	1	PASI-PA
		Total Radium Calculation	JAL	1	PASI-PA
92748210014	**BOW-BGWC-18**	EPA 9315	SLC	1	PASI-PA
		EPA 9320	VAL	1	PASI-PA
		Total Radium Calculation	JAL	1	PASI-PA
92748210015	**BOW-BGWC-19**	EPA 9315	SLC	1	PASI-PA
		EPA 9320	VAL	1	PASI-PA
		Total Radium Calculation	JAL	1	PASI-PA
92748210016	**BOW-BGWC-31**	EPA 9315	SLC	1	PASI-PA
		EPA 9320	VAL	1	PASI-PA
		Total Radium Calculation	JAL	1	PASI-PA
92748210017	**BOW-AP1-FD-09**	EPA 9315	SLC	1	PASI-PA
		EPA 9320	VAL	1	PASI-PA
		Total Radium Calculation	JAL	1	PASI-PA
92748210018	**BOW-AP1-FB-09**	EPA 9315	SLC	1	PASI-PA
		EPA 9320	JJS1	1	PASI-PA
		Total Radium Calculation	JAL	1	PASI-PA
92748210019	**BOW-AP1-EB-09**	EPA 9315	SLC	1	PASI-PA
		EPA 9320	JJS1	1	PASI-PA
		Total Radium Calculation	JAL	1	PASI-PA
92748210020	**BOW-BGWC-9**	EPA 9315	SLC	1	PASI-PA
		EPA 9320	JJS1	1	PASI-PA
		Total Radium Calculation	JAL	1	PASI-PA
92748210021	**BOW-BGWC-12**	EPA 9315	SLC	1	PASI-PA
		EPA 9320	JJS1	1	PASI-PA
		Total Radium Calculation	JAL	1	PASI-PA
92748210022	**BOW-BGWC-21**	EPA 9315	SLC	1	PASI-PA
		EPA 9320	ZPC	1	PASI-PA
		Total Radium Calculation	JAL	1	PASI-PA
92748210023	**BOW-BGWC-23**	EPA 9315	SLC	1	PASI-PA
		EPA 9320	ZPC	1	PASI-PA
		Total Radium Calculation	JAL	1	PASI-PA
92748210024	**BOW-BGWC-30**	EPA 9315	SLC	1	PASI-PA
		EPA 9320	ZPC	1	PASI-PA
		Total Radium Calculation	JAL	1	PASI-PA
92748210025	**BOW-BGWC-35D**	EPA 9315	SLC	1	PASI-PA
		EPA 9320	ZPC	1	PASI-PA

This report shall not be reproduced, except in full,
without the written consent of Pace Analytical Services, LLC.

Pace Analytical Services, LLC
9800 Kincey Ave. Suite 100
Huntersville, NC 28078
(704)875-9092

SAMPLE ANALYTE COUNT

Project: Plant Bowen AP-1 RADS
Pace Project No.: 92748210

Lab ID	Sample ID	Method	Analysts	Analytes Reported	Laboratory
		Total Radium Calculation	JAL	1	PASI-PA
92748210026	BOW-BGWC-37D	EPA 9315	SLC	1	PASI-PA
		EPA 9320	ZPC	1	PASI-PA
		Total Radium Calculation	JAL	1	PASI-PA
92748210027	BOW-BGWC-38D	EPA 9315	SLC	1	PASI-PA
		EPA 9320	ZPC	1	PASI-PA
		Total Radium Calculation	JAL	1	PASI-PA
92748210028	BOW-BGWC-39	EPA 9315	SLC	1	PASI-PA
		EPA 9320	ZPC	1	PASI-PA
		Total Radium Calculation	JAL	1	PASI-PA
92748210029	BOW-PZ-7	EPA 9315	SLC	1	PASI-PA
		EPA 9320	ZPC	1	PASI-PA
		Total Radium Calculation	JAL	1	PASI-PA
92748210030	BOW-AP1-FD-12	EPA 9315	SLC	1	PASI-PA
		EPA 9320	ZPC	1	PASI-PA
		Total Radium Calculation	JAL	1	PASI-PA
92748210031	BOW-AP1-FB-12	EPA 9315	SLC	1	PASI-PA
		EPA 9320	VAL	1	PASI-PA
		Total Radium Calculation	JAL	1	PASI-PA
92748210032	BOW-AP1-EB-12	EPA 9315	SLC	1	PASI-PA
		EPA 9320	VAL	1	PASI-PA
		Total Radium Calculation	JAL	1	PASI-PA
92748210033	BOW-BGWC-10	EPA 9315	SLC	1	PASI-PA
		EPA 9320	VAL	1	PASI-PA
		Total Radium Calculation	JAL	1	PASI-PA
92748210034	BOW-BGWC-20	EPA 9315	SLC	1	PASI-PA
		EPA 9320	ZPC	1	PASI-PA
		Total Radium Calculation	JAL	1	PASI-PA
92748210035	BOW-BGWC-25	EPA 9315	SLC	1	PASI-PA
		EPA 9320	ZPC	1	PASI-PA
		Total Radium Calculation	JAL	1	PASI-PA
92748210036	BOW-BGWC-34D	EPA 9315	SLC	1	PASI-PA
		EPA 9320	ZPC	1	PASI-PA
		Total Radium Calculation	JAL	1	PASI-PA
92748210037	BOW-BGWC-36D	EPA 9315	SLC	1	PASI-PA
		EPA 9320	ZPC	1	PASI-PA
		Total Radium Calculation	JAL	1	PASI-PA

REPORT OF LABORATORY ANALYSIS

This report shall not be reproduced, except in full,
without the written consent of Pace Analytical Services, LLC.

Pace Analytical Services, LLC
9800 Kincey Ave. Suite 100
Huntersville, NC 28078
(704)875-9092

SAMPLE ANALYTE COUNT

Project: Plant Bowen AP-1 RADS
Pace Project No.: 92748210

Lab ID	Sample ID	Method	Analysts	Analytes Reported	Laboratory
92748210038	**BOW-BGWC-40**	EPA 9315	SLC	1	PASI-PA
		EPA 9320	ZPC	1	PASI-PA
		Total Radium Calculation	JAL	1	PASI-PA
92748210039	**BOW-BGWC-42D**	EPA 9315	SLC	1	PASI-PA
		EPA 9320	ZPC	1	PASI-PA
		Total Radium Calculation	JAL	1	PASI-PA
92748210040	**BOW-BGWC-51**	EPA 9315	SLC	1	PASI-PA
		EPA 9320	ZPC	1	PASI-PA
		Total Radium Calculation	JAL	1	PASI-PA
92748210041	**BOW-BGWC-52**	EPA 9315	SLC	1	PASI-PA
		EPA 9320	ZPC	1	PASI-PA
		Total Radium Calculation	JAL	1	PASI-PA
92748210042	**BOW-AP1-FD-10**	EPA 9315	SLC	1	PASI-PA
		EPA 9320	ZPC	1	PASI-PA
		Total Radium Calculation	JAL	1	PASI-PA
92748210043	**BOW-AP1-FB-10**	EPA 9315	SLC	1	PASI-PA
		EPA 9320	ZPC	1	PASI-PA
		Total Radium Calculation	JAL	1	PASI-PA
92748210044	**BOW-AP1-EB-10**	EPA 9315	SLC	1	PASI-PA
		EPA 9320	ZPC	1	PASI-PA
		Total Radium Calculation	JAL	1	PASI-PA
92748210045	**BOW-BGWA-2**	EPA 9315	SLC	1	PASI-PA
		EPA 9320	ZPC	1	PASI-PA
		Total Radium Calculation	JAL	1	PASI-PA
92748210046	**BOW-BGWA-29**	EPA 9315	SLC	1	PASI-PA
		EPA 9320	VAL	1	PASI-PA
		Total Radium Calculation	JAL	1	PASI-PA
92748210047	**BOW-BGWC-22**	EPA 9315	SLC	1	PASI-PA
		EPA 9320	ZPC	1	PASI-PA
		Total Radium Calculation	JAL	1	PASI-PA
92748210048	**BOW-BGWC-24**	EPA 9315	SLC	1	PASI-PA
		EPA 9320	ZPC	1	PASI-PA
		Total Radium Calculation	JAL	1	PASI-PA
92748210049	**BOW-BGWC-32**	EPA 9315	SLC	1	PASI-PA
		EPA 9320	ZPC	1	PASI-PA
		Total Radium Calculation	JAL	1	PASI-PA
92748210050	**BOW-BGWC-41D**	EPA 9315	SLC	1	PASI-PA

This report shall not be reproduced, except in full,
without the written consent of Pace Analytical Services, LLC.

Pace Analytical Services, LLC
9800 Kincey Ave. Suite 100
Huntersville, NC 28078
(704)875-9092

SAMPLE ANALYTE COUNT

Project: Plant Bowen AP-1 RADS
Pace Project No.: 92748210

Lab ID	Sample ID	Method	Analysts	Analytes Reported	Laboratory
		EPA 9320	ZPC	1	PASI-PA
		Total Radium Calculation	JAL	1	PASI-PA
92748210051	**BOW-BGWC-43D**	EPA 9315	SLC	1	PASI-PA
		EPA 9320	VAL	1	PASI-PA
		Total Radium Calculation	JAL	1	PASI-PA
92748210052	**BOW-BGWC-49D**	EPA 9315	SLC	1	PASI-PA
		EPA 9320	VAL	1	PASI-PA
		Total Radium Calculation	JAL	1	PASI-PA
92748210053	**BOW-AP1-FD-11**	EPA 9315	SLC	1	PASI-PA
		EPA 9320	VAL	1	PASI-PA
		Total Radium Calculation	JAL	1	PASI-PA
92748210054	**BOW-AP1-FB-11**	EPA 9315	SLC	1	PASI-PA
		EPA 9320	VAL	1	PASI-PA
		Total Radium Calculation	JAL	1	PASI-PA
92748210055	**BOW-AP1-EB-11**	EPA 9315	SLC	1	PASI-PA
		EPA 9320	VAL	1	PASI-PA
		Total Radium Calculation	JAL	1	PASI-PA

PASI-PA = Pace Analytical Services - Greensburg

This report shall not be reproduced, except in full,
without the written consent of Pace Analytical Services, LLC.

Pace Analytical Services, LLC
9800 Kincey Ave. Suite 100
Huntersville, NC 28078
(704)875-9092

SUMMARY OF DETECTION

Project: Plant Bowen AP-1 RADS
Pace Project No.: 92748210

Lab Sample ID / Method	Client Sample ID / Parameters	Result	Units	Report Limit	Analyzed	Qualifiers
92748210001	**BOW-BGWA-47D**					
EPA 9315	Radium-226	0.143U ± 0.155 (0.309) C:83% T:NA	pCi/L		09/09/24 08:14	
EPA 9320	Radium-228	0.721U ± 0.443 (0.839) C:77% T:88%	pCi/L		09/04/24 12:22	
Total Radium Calculation	Total Radium	0.864U ± 0.598 (1.15)	pCi/L		09/09/24 16:54	
92748210002	**BOW-BGWA-48D**					
EPA 9315	Radium-226	0.228U ± 0.209 (0.407) C:76% T:NA	pCi/L		09/09/24 08:14	
EPA 9320	Radium-228	0.469U ± 0.379 (0.756) C:82% T:86%	pCi/L		09/04/24 12:22	
Total Radium Calculation	Total Radium	0.697U ± 0.588 (1.16)	pCi/L		09/09/24 16:54	
92748210003	**BOW-BGWA-6**					
EPA 9315	Radium-226	0.0408U ± 0.202 (0.501) C:70% T:NA	pCi/L		09/09/24 08:14	
EPA 9320	Radium-228	0.338U ± 0.374 (0.786) C:83% T:94%	pCi/L		09/04/24 12:22	
Total Radium Calculation	Total Radium	0.379U ± 0.576 (1.29)	pCi/L		09/09/24 16:54	
92748210004	**BOW-BGWC-44D**					
EPA 9315	Radium-226	0.269U ± 0.198 (0.362) C:91% T:NA	pCi/L		09/09/24 08:15	
EPA 9320	Radium-228	0.322U ± 0.317 (0.651) C:83% T:87%	pCi/L		09/04/24 12:08	
Total Radium Calculation	Total Radium	0.591U ± 0.515 (1.01)	pCi/L		09/09/24 16:54	

REPORT OF LABORATORY ANALYSIS

This report shall not be reproduced, except in full,
without the written consent of Pace Analytical Services, LLC.

Pace Analytical Services, LLC
9800 Kincey Ave. Suite 100
Huntersville, NC 28078
(704)875-9092

SUMMARY OF DETECTION

Project: Plant Bowen AP-1 RADS
Pace Project No.: 92748210

Lab Sample ID / Method	Client Sample ID / Parameters	Result	Units	Report Limit	Analyzed	Qualifiers
92748210005	**BOW-AP1-FD-08**					
EPA 9315	Radium-226	0.214U ± 0.232 (0.485) C:76% T:NA	pCi/L		09/09/24 08:15	
EPA 9320	Radium-228	0.187U ± 0.294 (0.636) C:77% T:89%	pCi/L		09/04/24 12:22	
Total Radium Calculation	Total Radium	0.401U ± 0.526 (1.12)	pCi/L		09/09/24 16:54	
92748210006	**BOW-AP1-FB-08**					
EPA 9315	Radium-226	0.128U ± 0.129 (0.246) C:90% T:NA	pCi/L		09/09/24 08:15	
EPA 9320	Radium-228	-0.0874U ± 0.269 (0.658) C:77% T:86%	pCi/L		09/04/24 12:22	
Total Radium Calculation	Total Radium	0.128U ± 0.398 (0.904)	pCi/L		09/09/24 16:54	
92748210007	**BOW-AP1-EB-08**					
EPA 9315	Radium-226	-0.0629U ± 0.128 (0.382) C:82% T:NA	pCi/L		09/09/24 08:16	
EPA 9320	Radium-228	0.256U ± 0.334 (0.712) C:78% T:88%	pCi/L		09/04/24 12:22	
Total Radium Calculation	Total Radium	0.256U ± 0.462 (1.09)	pCi/L		09/09/24 16:54	
92748210008	**BOW-BGWC-7**					
EPA 9315	Radium-226	0.656 ± 0.264 (0.332) C:88% T:NA	pCi/L		09/09/24 08:16	
EPA 9320	Radium-228	0.891 ± 0.418 (0.699) C:78% T:81%	pCi/L		09/04/24 12:23	
Total Radium Calculation	Total Radium	1.55 ± 0.682 (1.03)	pCi/L		09/09/24 16:54	

REPORT OF LABORATORY ANALYSIS

This report shall not be reproduced, except in full,
without the written consent of Pace Analytical Services, LLC.

Pace Analytical Services, LLC
9800 Kincey Ave. Suite 100
Huntersville, NC 28078
(704)875-9092

SUMMARY OF DETECTION

Project: Plant Bowen AP-1 RADS
Pace Project No.: 92748210

Lab Sample ID / Method	Client Sample ID / Parameters	Result	Units	Report Limit	Analyzed	Qualifiers
92748210009	**BOW-BGWC-8**					
EPA 9315	Radium-226	-0.0421U ± 0.142 (0.395) C:89% T:NA	pCi/L		09/09/24 08:16	
EPA 9320	Radium-228	0.760U ± 0.479 (0.926) C:78% T:85%	pCi/L		09/04/24 12:08	
Total Radium Calculation	Total Radium	0.760U ± 0.621 (1.32)	pCi/L		09/09/24 16:54	
92748210010	**BOW-BGWC-14A**					
EPA 9315	Radium-226	0.108U ± 0.147 (0.318) C:98% T:NA	pCi/L		09/09/24 08:18	
EPA 9320	Radium-228	0.565U ± 0.389 (0.760) C:81% T:90%	pCi/L		09/04/24 12:09	
Total Radium Calculation	Total Radium	0.673U ± 0.536 (1.08)	pCi/L		09/09/24 16:54	
92748210011	**BOW-BGWC-50D**					
EPA 9315	Radium-226	0.386 ± 0.210 (0.329) C:104% T:NA	pCi/L		09/09/24 08:18	
EPA 9320	Radium-228	0.349U ± 0.369 (0.770) C:83% T:85%	pCi/L		09/04/24 12:09	
Total Radium Calculation	Total Radium	0.735U ± 0.579 (1.10)	pCi/L		09/09/24 16:54	
92748210012	**BOW-BGWC-16**					
EPA 9315	Radium-226	0.341U ± 0.211 (0.345) C:80% T:NA	pCi/L		09/09/24 08:18	
EPA 9320	Radium-228	0.364U ± 0.392 (0.820) C:81% T:87%	pCi/L		09/04/24 12:23	
Total Radium Calculation	Total Radium	0.705U ± 0.603 (1.17)	pCi/L		09/09/24 16:54	

This report shall not be reproduced, except in full,
without the written consent of Pace Analytical Services, LLC.

Pace Analytical Services, LLC
9800 Kincey Ave. Suite 100
Huntersville, NC 28078
(704)875-9092

SUMMARY OF DETECTION

Project: Plant Bowen AP-1 RADS
Pace Project No.: 92748210

Lab Sample ID / Method	Client Sample ID / Parameters	Result	Units	Report Limit	Analyzed	Qualifiers
92748210013	**BOW-BGWC-17**					
EPA 9315	Radium-226	0.0809U ± 0.135 (0.304) C:87% T:NA	pCi/L		09/09/24 08:18	
EPA 9320	Radium-228	0.213U ± 0.307 (0.659) C:82% T:89%	pCi/L		09/04/24 12:06	
Total Radium Calculation	Total Radium	0.294U ± 0.442 (0.963)	pCi/L		09/09/24 16:54	
92748210014	**BOW-BGWC-18**					
EPA 9315	Radium-226	0.0776U ± 0.146 (0.336) C:86% T:NA	pCi/L		09/09/24 08:18	
EPA 9320	Radium-228	0.659U ± 0.369 (0.667) C:79% T:89%	pCi/L		09/04/24 12:07	
Total Radium Calculation	Total Radium	0.737U ± 0.515 (1.00)	pCi/L		09/09/24 16:54	
92748210015	**BOW-BGWC-19**					
EPA 9315	Radium-226	-0.0110U ± 0.134 (0.368) C:79% T:NA	pCi/L		09/09/24 08:20	
EPA 9320	Radium-228	0.260U ± 0.357 (0.764) C:77% T:83%	pCi/L		09/04/24 12:07	
Total Radium Calculation	Total Radium	0.260U ± 0.491 (1.13)	pCi/L		09/09/24 16:54	
92748210016	**BOW-BGWC-31**					
EPA 9315	Radium-226	-0.0488U ± 0.110 (0.323) C:80% T:NA	pCi/L		09/13/24 15:25	
EPA 9320	Radium-228	0.674U ± 0.403 (0.758) C:83% T:85%	pCi/L		09/04/24 12:07	
Total Radium Calculation	Total Radium	0.674U ± 0.513 (1.08)	pCi/L		09/16/24 16:08	

REPORT OF LABORATORY ANALYSIS

This report shall not be reproduced, except in full,
without the written consent of Pace Analytical Services, LLC.

Pace Analytical Services, LLC
9800 Kincey Ave. Suite 100
Huntersville, NC 28078
(704)875-9092

SUMMARY OF DETECTION

Project: Plant Bowen AP-1 RADS
Pace Project No.: 92748210

Lab Sample ID / Method	Client Sample ID / Parameters	Result	Units	Report Limit	Analyzed	Qualifiers
92748210017	**BOW-AP1-FD-09**					
EPA 9315	Radium-226	0.278U ± 0.176 (0.288) C:85% T:NA	pCi/L		09/13/24 15:25	
EPA 9320	Radium-228	0.602U ± 0.368 (0.687) C:82% T:87%	pCi/L		09/04/24 12:07	
Total Radium Calculation	Total Radium	0.880U ± 0.544 (0.975)	pCi/L		09/16/24 16:08	
92748210018	**BOW-AP1-FB-09**					
EPA 9315	Radium-226	0.406 ± 0.225 (0.352) C:73% T:NA	pCi/L		09/13/24 15:26	
EPA 9320	Radium-228	0.311U ± 0.338 (0.704) C:83% T:87%	pCi/L		09/11/24 14:00	
Total Radium Calculation	Total Radium	0.717U ± 0.563 (1.06)	pCi/L		09/16/24 16:08	
92748210019	**BOW-AP1-EB-09**					
EPA 9315	Radium-226	0.212U ± 0.166 (0.304) C:71% T:NA	pCi/L		09/16/24 08:39	
EPA 9320	Radium-228	0.790 ± 0.400 (0.684) C:82% T:83%	pCi/L		09/11/24 14:00	
Total Radium Calculation	Total Radium	1.00 ± 0.566 (0.988)	pCi/L		09/16/24 16:08	
92748210020	**BOW-BGWC-9**					
EPA 9315	Radium-226	0.0149U ± 0.115 (0.291) C:89% T:NA	pCi/L		09/16/24 08:39	
EPA 9320	Radium-228	0.414U ± 0.389 (0.796) C:82% T:83%	pCi/L		09/11/24 14:00	
Total Radium Calculation	Total Radium	0.429U ± 0.504 (1.09)	pCi/L		09/16/24 16:08	

REPORT OF LABORATORY ANALYSIS

This report shall not be reproduced, except in full,
without the written consent of Pace Analytical Services, LLC.

Pace Analytical Services, LLC
9800 Kincey Ave. Suite 100
Huntersville, NC 28078
(704)875-9092

SUMMARY OF DETECTION

Project: Plant Bowen AP-1 RADS
Pace Project No.: 92748210

Lab Sample ID / Method	Client Sample ID / Parameters	Result	Units	Report Limit	Analyzed	Qualifiers
92748210021	**BOW-BGWC-12**					
EPA 9315	Radium-226	0.0798U ± 0.103 (0.220) C:100% T:NA	pCi/L		09/16/24 09:33	
EPA 9320	Radium-228	0.744 ± 0.388 (0.675) C:83% T:84%	pCi/L		09/11/24 14:01	
Total Radium Calculation	Total Radium	0.824U ± 0.491 (0.895)	pCi/L		09/16/24 16:08	
92748210022	**BOW-BGWC-21**					
EPA 9315	Radium-226	0.262 ± 0.144 (0.219) C:84% T:NA	pCi/L		09/30/24 07:30	
EPA 9320	Radium-228	-0.0913U ± 0.349 (0.831) C:87% T:84%	pCi/L		09/26/24 14:59	
Total Radium Calculation	Total Radium	0.262U ± 0.493 (1.05)	pCi/L		09/30/24 16:37	
92748210023	**BOW-BGWC-23**					
EPA 9315	Radium-226	-0.0628U ± 0.700 (1.91) C:89% T:NA	pCi/L		09/13/24 15:21	
EPA 9320	Radium-228	0.718 ± 0.362 (0.609) C:87% T:80%	pCi/L		09/12/24 14:21	
Total Radium Calculation	Total Radium	0.718U ± 1.06 (2.52)	pCi/L		09/16/24 16:11	
92748210024	**BOW-BGWC-30**					
EPA 9315	Radium-226	0.422U ± 0.354 (0.644) C:91% T:NA	pCi/L		09/13/24 15:21	
EPA 9320	Radium-228	0.291U ± 0.324 (0.675) C:82% T:81%	pCi/L		09/12/24 14:21	
Total Radium Calculation	Total Radium	0.713U ± 0.678 (1.32)	pCi/L		09/16/24 16:11	

REPORT OF LABORATORY ANALYSIS

This report shall not be reproduced, except in full,
without the written consent of Pace Analytical Services, LLC.

Pace Analytical Services, LLC
9800 Kincey Ave. Suite 100
Huntersville, NC 28078
(704)875-9092

SUMMARY OF DETECTION

Project: Plant Bowen AP-1 RADS
Pace Project No.: 92748210

Lab Sample ID / Method	Client Sample ID / Parameters	Result	Units	Report Limit	Analyzed	Qualifiers
92748210025	**BOW-BGWC-35D**					
EPA 9315	Radium-226	0.556U ± 0.510 (0.992) C:90% T:NA	pCi/L		09/13/24 15:21	
EPA 9320	Radium-228	1.52 ± 0.504 (0.674) C:83% T:87%	pCi/L		09/12/24 14:21	
Total Radium Calculation	Total Radium	2.08 ± 1.01 (1.67)	pCi/L		09/16/24 16:11	
92748210026	**BOW-BGWC-37D**					
EPA 9315	Radium-226	0.225U ± 0.436 (1.00) C:101% T:NA	pCi/L		09/13/24 15:21	
EPA 9320	Radium-228	1.69 ± 0.597 (0.886) C:84% T:81%	pCi/L		09/12/24 14:21	
Total Radium Calculation	Total Radium	1.92 ± 1.03 (1.89)	pCi/L		09/16/24 16:11	
92748210027	**BOW-BGWC-38D**					
EPA 9315	Radium-226	1.18 ± 0.308 (0.249) C:89% T:NA	pCi/L		09/30/24 07:30	
EPA 9320	Radium-228	1.22 ± 0.498 (0.786) C:87% T:80%	pCi/L		09/26/24 14:59	
Total Radium Calculation	Total Radium	2.40 ± 0.806 (1.04)	pCi/L		09/30/24 16:37	
92748210028	**BOW-BGWC-39**					
EPA 9315	Radium-226	0.212U ± 0.145 (0.255) C:85% T:NA	pCi/L		09/30/24 07:32	
EPA 9320	Radium-228	0.836 ± 0.436 (0.778) C:89% T:80%	pCi/L		09/26/24 14:59	
Total Radium Calculation	Total Radium	1.05 ± 0.581 (1.03)	pCi/L		09/30/24 16:37	

This report shall not be reproduced, except in full,
without the written consent of Pace Analytical Services, LLC.

Pace Analytical Services, LLC
9800 Kincey Ave. Suite 100
Huntersville, NC 28078
(704)875-9092

SUMMARY OF DETECTION

Project: Plant Bowen AP-1 RADS
Pace Project No.: 92748210

Lab Sample ID / Method	Client Sample ID / Parameters	Result	Units	Report Limit	Analyzed	Qualifiers
92748210029	**BOW-PZ-7**					
EPA 9315	Radium-226	0.0740U ± 0.0790 (0.159) C:97% T:NA	pCi/L		09/30/24 07:33	
EPA 9320	Radium-228	0.612U ± 0.447 (0.881) C:92% T:76%	pCi/L		09/26/24 14:59	
Total Radium Calculation	Total Radium	0.686U ± 0.526 (1.04)	pCi/L		09/30/24 16:37	
92748210030	**BOW-AP1-FD-12**					
EPA 9315	Radium-226	0.277 ± 0.145 (0.205) C:87% T:NA	pCi/L		09/30/24 07:33	
EPA 9320	Radium-228	-0.118U ± 0.394 (0.935) C:80% T:86%	pCi/L		09/26/24 15:00	
Total Radium Calculation	Total Radium	0.277U ± 0.539 (1.14)	pCi/L		09/30/24 16:37	
92748210031	**BOW-AP1-FB-12**					
EPA 9315	Radium-226	0.0155U ± 0.0673 (0.174) C:88% T:NA	pCi/L		09/30/24 07:33	
EPA 9320	Radium-228	0.281U ± 0.378 (0.809) C:86% T:87%	pCi/L		09/26/24 15:00	
Total Radium Calculation	Total Radium	0.297U ± 0.445 (0.983)	pCi/L		10/02/24 14:32	
92748210032	**BOW-AP1-EB-12**					
EPA 9315	Radium-226	-0.00340U ± 0.0636 (0.179) C:89% T:NA	pCi/L		09/30/24 07:34	
EPA 9320	Radium-228	0.796 ± 0.417 (0.740) C:84% T:86%	pCi/L		09/26/24 15:00	
Total Radium Calculation	Total Radium	0.796U ± 0.481 (0.919)	pCi/L		10/02/24 14:32	

REPORT OF LABORATORY ANALYSIS

This report shall not be reproduced, except in full,
without the written consent of Pace Analytical Services, LLC.

Pace Analytical Services, LLC
9800 Kincey Ave. Suite 100
Huntersville, NC 28078
(704)875-9092

SUMMARY OF DETECTION

Project: Plant Bowen AP-1 RADS
Pace Project No.: 92748210

Lab Sample ID / Method	Client Sample ID / Parameters	Result	Units	Report Limit	Analyzed	Qualifiers
92748210033	**BOW-BGWC-10**					
EPA 9315	Radium-226	0.668 ± 0.219 (0.211) C:87% T:NA	pCi/L		09/30/24 07:34	
EPA 9320	Radium-228	0.214U ± 0.336 (0.729) C:88% T:84%	pCi/L		09/26/24 15:00	
Total Radium Calculation	Total Radium	0.882U ± 0.555 (0.940)	pCi/L		10/02/24 14:32	
92748210034	**BOW-BGWC-20**					
EPA 9315	Radium-226	0.356U ± 0.254 (0.456) C:87% T:NA	pCi/L		09/13/24 15:22	
EPA 9320	Radium-228	0.623U ± 0.456 (0.894) C:80% T:81%	pCi/L		09/12/24 14:21	
Total Radium Calculation	Total Radium	0.979U ± 0.710 (1.35)	pCi/L		09/16/24 16:11	
92748210035	**BOW-BGWC-25**					
EPA 9315	Radium-226	0.220U ± 0.191 (0.351) C:89% T:NA	pCi/L		09/13/24 15:22	
EPA 9320	Radium-228	0.0263U ± 0.414 (0.947) C:82% T:85%	pCi/L		09/12/24 14:21	
Total Radium Calculation	Total Radium	0.246U ± 0.605 (1.30)	pCi/L		09/16/24 16:11	
92748210036	**BOW-BGWC-34D**					
EPA 9315	Radium-226	1.33 ± 0.435 (0.447) C:86% T:NA	pCi/L		09/13/24 15:34	
EPA 9320	Radium-228	0.367U ± 0.368 (0.759) C:81% T:83%	pCi/L		09/12/24 14:21	
Total Radium Calculation	Total Radium	1.70 ± 0.803 (1.21)	pCi/L		09/16/24 16:11	

REPORT OF LABORATORY ANALYSIS

This report shall not be reproduced, except in full,
without the written consent of Pace Analytical Services, LLC.

Pace Analytical Services, LLC
9800 Kincey Ave. Suite 100
Huntersville, NC 28078
(704)875-9092

SUMMARY OF DETECTION

Project: Plant Bowen AP-1 RADS
Pace Project No.: 92748210

Lab Sample ID / Method	Client Sample ID / Parameters	Result	Units	Report Limit	Analyzed	Qualifiers
92748210037	**BOW-BGWC-36D**					
EPA 9315	Radium-226	0.337U ± 0.231 (0.388) C:86% T:NA	pCi/L		09/13/24 15:34	
EPA 9320	Radium-228	0.558U ± 0.381 (0.721) C:80% T:79%	pCi/L		09/12/24 14:21	
Total Radium Calculation	Total Radium	0.895U ± 0.612 (1.11)	pCi/L		09/16/24 16:11	
92748210038	**BOW-BGWC-40**					
EPA 9315	Radium-226	0.0394U ± 0.168 (0.422) C:88% T:NA	pCi/L		09/13/24 15:35	
EPA 9320	Radium-228	0.231U ± 0.296 (0.627) C:81% T:89%	pCi/L		09/12/24 14:22	
Total Radium Calculation	Total Radium	0.270U ± 0.464 (1.05)	pCi/L		09/16/24 16:11	
92748210039	**BOW-BGWC-42D**					
EPA 9315	Radium-226	0.170U ± 0.182 (0.366) C:86% T:NA	pCi/L		09/13/24 15:35	
EPA 9320	Radium-228	0.373U ± 0.342 (0.693) C:82% T:84%	pCi/L		09/12/24 14:22	
Total Radium Calculation	Total Radium	0.543U ± 0.524 (1.06)	pCi/L		09/16/24 16:11	
92748210040	**BOW-BGWC-51**					
EPA 9315	Radium-226	0.0308U ± 0.139 (0.356) C:92% T:NA	pCi/L		09/13/24 15:35	
EPA 9320	Radium-228	0.237U ± 0.339 (0.729) C:79% T:84%	pCi/L		09/12/24 14:22	
Total Radium Calculation	Total Radium	0.268U ± 0.478 (1.09)	pCi/L		09/16/24 16:11	

REPORT OF LABORATORY ANALYSIS

This report shall not be reproduced, except in full,
without the written consent of Pace Analytical Services, LLC.

Pace Analytical Services, LLC
9800 Kincey Ave. Suite 100
Huntersville, NC 28078
(704)875-9092

SUMMARY OF DETECTION

Project: Plant Bowen AP-1 RADS
Pace Project No.: 92748210

Lab Sample ID / Method	Client Sample ID / Parameters	Result	Units	Report Limit	Analyzed	Qualifiers
92748210041	**BOW-BGWC-52**					
EPA 9315	Radium-226	0.0346U ± 0.157 (0.394) C:89% T:NA	pCi/L		09/13/24 15:35	
EPA 9320	Radium-228	0.340U ± 0.411 (0.873) C:82% T:90%	pCi/L		09/12/24 14:22	
Total Radium Calculation	Total Radium	0.375U ± 0.568 (1.27)	pCi/L		09/16/24 16:11	
92748210042	**BOW-AP1-FD-10**					
EPA 9315	Radium-226	0.0642U ± 0.199 (0.479) C:90% T:NA	pCi/L		09/13/24 15:29	
EPA 9320	Radium-228	-0.152U ± 0.365 (0.870) C:81% T:87%	pCi/L		09/12/24 14:22	
Total Radium Calculation	Total Radium	0.0642U ± 0.564 (1.35)	pCi/L		09/16/24 16:11	
92748210043	**BOW-AP1-FB-10**					
EPA 9315	Radium-226	0.0752U ± 0.195 (0.465) C:89% T:NA	pCi/L		09/13/24 15:29	
EPA 9320	Radium-228	0.405U ± 0.402 (0.833) C:84% T:86%	pCi/L		09/12/24 14:22	
Total Radium Calculation	Total Radium	0.480U ± 0.597 (1.30)	pCi/L		09/16/24 16:11	
92748210044	**BOW-AP1-EB-10**					
EPA 9315	Radium-226	-0.202U ± 0.132 (0.480) C:93% T:NA	pCi/L		09/13/24 15:29	
EPA 9320	Radium-228	-0.0946U ± 0.359 (0.851) C:82% T:89%	pCi/L		09/12/24 14:22	
Total Radium Calculation	Total Radium	0.000U ± 0.491 (1.33)	pCi/L		09/16/24 16:11	

REPORT OF LABORATORY ANALYSIS

This report shall not be reproduced, except in full,
without the written consent of Pace Analytical Services, LLC.

Pace Analytical Services, LLC
9800 Kincey Ave. Suite 100
Huntersville, NC 28078
(704)875-9092

SUMMARY OF DETECTION

Project: Plant Bowen AP-1 RADS
Pace Project No.: 92748210

Lab Sample ID / Method	Client Sample ID / Parameters	Result	Units	Report Limit	Analyzed	Qualifiers
92748210045	**BOW-BGWA-2**					
EPA 9315	Radium-226	0.336U ± 0.265 (0.478) C:96% T:NA	pCi/L		09/17/24 08:12	
EPA 9320	Radium-228	0.363U ± 0.381 (0.794) C:81% T:89%	pCi/L		09/12/24 14:20	
Total Radium Calculation	Total Radium	0.699U ± 0.646 (1.27)	pCi/L		09/17/24 15:43	
92748210046	**BOW-BGWA-29**					
EPA 9315	Radium-226	0.0188U ± 0.0836 (0.212) C:91% T:NA	pCi/L		09/30/24 07:34	
EPA 9320	Radium-228	0.704U ± 0.501 (0.976) C:76% T:76%	pCi/L		10/01/24 11:40	
Total Radium Calculation	Total Radium	0.723U ± 0.585 (1.19)	pCi/L		10/02/24 14:32	
92748210047	**BOW-BGWC-22**					
EPA 9315	Radium-226	0.618 ± 0.234 (0.276) C:94% T:NA	pCi/L		09/17/24 08:12	
EPA 9320	Radium-228	0.881 ± 0.484 (0.880) C:77% T:80%	pCi/L		09/12/24 14:20	
Total Radium Calculation	Total Radium	1.50 ± 0.718 (1.16)	pCi/L		09/17/24 15:43	
92748210048	**BOW-BGWC-24**					
EPA 9315	Radium-226	0.411 ± 0.202 (0.308) C:89% T:NA	pCi/L		09/17/24 08:15	
EPA 9320	Radium-228	0.580U ± 0.411 (0.799) C:82% T:80%	pCi/L		09/12/24 14:20	
Total Radium Calculation	Total Radium	0.991U ± 0.613 (1.11)	pCi/L		09/17/24 15:43	

REPORT OF LABORATORY ANALYSIS

This report shall not be reproduced, except in full,
without the written consent of Pace Analytical Services, LLC.

Pace Analytical Services, LLC
9800 Kincey Ave. Suite 100
Huntersville, NC 28078
(704)875-9092

SUMMARY OF DETECTION

Project: Plant Bowen AP-1 RADS
Pace Project No.: 92748210

Lab Sample ID / Method	Client Sample ID / Parameters	Result	Units	Report Limit	Analyzed	Qualifiers
92748210049	**BOW-BGWC-32**					
EPA 9315	Radium-226	0.663 ± 0.231 (0.169) C:87% T:NA	pCi/L		09/17/24 08:22	
EPA 9320	Radium-228	0.529U ± 0.414 (0.819) C:81% T:76%	pCi/L		09/12/24 14:20	
Total Radium Calculation	Total Radium	1.19 ± 0.645 (0.988)	pCi/L		09/17/24 15:43	
92748210050	**BOW-BGWC-41D**					
EPA 9315	Radium-226	0.879 ± 0.271 (0.223) C:93% T:NA	pCi/L		09/17/24 08:22	
EPA 9320	Radium-228	1.43 ± 0.539 (0.807) C:75% T:83%	pCi/L		09/12/24 14:20	
Total Radium Calculation	Total Radium	2.31 ± 0.810 (1.03)	pCi/L		09/17/24 15:43	
92748210051	**BOW-BGWC-43D**					
EPA 9315	Radium-226	0.606 ± 0.244 (0.290) C:88% T:NA	pCi/L		09/17/24 08:18	
EPA 9320	Radium-228	0.606U ± 0.357 (0.639) C:80% T:84%	pCi/L		09/13/24 14:28	
Total Radium Calculation	Total Radium	1.21 ± 0.601 (0.929)	pCi/L		09/17/24 15:43	
92748210052	**BOW-BGWC-49D**					
EPA 9315	Radium-226	0.984 ± 0.299 (0.283) C:94% T:NA	pCi/L		09/17/24 08:18	
EPA 9320	Radium-228	1.90 ± 0.605 (0.760) C:78% T:76%	pCi/L		09/13/24 14:28	
Total Radium Calculation	Total Radium	2.88 ± 0.904 (1.04)	pCi/L		09/17/24 15:43	

REPORT OF LABORATORY ANALYSIS

This report shall not be reproduced, except in full,
without the written consent of Pace Analytical Services, LLC.

Pace Analytical Services, LLC
9800 Kincey Ave. Suite 100
Huntersville, NC 28078
(704)875-9092

SUMMARY OF DETECTION

Project: Plant Bowen AP-1 RADS
Pace Project No.: 92748210

Lab Sample ID / Method	Client Sample ID / Parameters	Result	Units	Report Limit	Analyzed	Qualifiers
92748210053	**BOW-AP1-FD-11**					
EPA 9315	Radium-226	0.0636U ± 0.118 (0.269) C:91% T:NA	pCi/L		09/17/24 08:18	
EPA 9320	Radium-228	0.665U ± 0.389 (0.712) C:79% T:87%	pCi/L		09/13/24 14:28	
Total Radium Calculation	Total Radium	0.729U ± 0.507 (0.981)	pCi/L		09/17/24 15:43	
92748210054	**BOW-AP1-FB-11**					
EPA 9315	Radium-226	-0.0124U ± 0.0911 (0.262) C:81% T:NA	pCi/L		09/17/24 08:15	
EPA 9320	Radium-228	-0.0152U ± 0.347 (0.806) C:85% T:89%	pCi/L		09/13/24 14:28	
Total Radium Calculation	Total Radium	0.000U ± 0.438 (1.07)	pCi/L		09/17/24 15:43	
92748210055	**BOW-AP1-EB-11**					
EPA 9315	Radium-226	0.00756U ± 0.0900 (0.247) C:85% T:NA	pCi/L		09/17/24 08:16	
EPA 9320	Radium-228	0.200U ± 0.393 (0.863) C:78% T:86%	pCi/L		09/13/24 14:28	
Total Radium Calculation	Total Radium	0.208U ± 0.483 (1.11)	pCi/L		09/17/24 15:43	

REPORT OF LABORATORY ANALYSIS

This report shall not be reproduced, except in full,
without the written consent of Pace Analytical Services, LLC.

Pace Analytical Services, LLC
9800 Kincey Ave. Suite 100
Huntersville, NC 28078
(704)875-9092

ANALYTICAL RESULTS - RADIOCHEMISTRY

Project: Plant Bowen AP-1 RADS
Pace Project No.: 92748210

Sample: BOW-BGWA-47D **Lab ID: 92748210001** Collected: 08/15/24 11:45 Received: 08/16/24 11:51 Matrix: Water
PWS: Site ID: Sample Type:

Comments: • The sampler's name and signature were not listed on the COC.
• Bottles received include: 023 (1/2), 024 (1/2), 025 (1/2), 026 (1/2), 034-044 (ALL), 045 (2/2), 047-055 (ALL).

Parameters	Method	Act ± Unc (MDC) Carr Trac	Units	Analyzed	CAS No.	Qual
	Pace Analytical Services - Greensburg					
Radium-226	EPA 9315	**0.143U ± 0.155 (0.309) C:83% T:NA**	pCi/L	09/09/24 08:14	13982-63-3	
	Pace Analytical Services - Greensburg					
Radium-228	EPA 9320	**0.721U ± 0.443 (0.839) C:77% T:88%**	pCi/L	09/04/24 12:22	15262-20-1	
	Pace Analytical Services - Greensburg					
Total Radium	Total Radium Calculation	**0.864U ± 0.598 (1.15)**	pCi/L	09/09/24 16:54	7440-14-4	

This report shall not be reproduced, except in full,
without the written consent of Pace Analytical Services, LLC.

Pace Analytical Services, LLC
9800 Kincey Ave. Suite 100
Huntersville, NC 28078
(704)875-9092

ANALYTICAL RESULTS - RADIOCHEMISTRY

Project: Plant Bowen AP-1 RADS
Pace Project No.: 92748210

Sample: BOW-BGWA-48D **Lab ID: 92748210002** Collected: 08/15/24 15:11 Received: 08/16/24 11:51 Matrix: Water
PWS: Site ID: Sample Type:

Parameters	Method	Act ± Unc (MDC) Carr Trac	Units	Analyzed	CAS No.	Qual
	Pace Analytical Services - Greensburg					
Radium-226	EPA 9315	**0.228U ± 0.209 (0.407) C:76% T:NA**	pCi/L	09/09/24 08:14	13982-63-3	
	Pace Analytical Services - Greensburg					
Radium-228	EPA 9320	**0.469U ± 0.379 (0.756) C:82% T:86%**	pCi/L	09/04/24 12:22	15262-20-1	
	Pace Analytical Services - Greensburg					
Total Radium	Total Radium Calculation	**0.697U ± 0.588 (1.16)**	pCi/L	09/09/24 16:54	7440-14-4	

REPORT OF LABORATORY ANALYSIS

This report shall not be reproduced, except in full,
without the written consent of Pace Analytical Services, LLC.

Pace Analytical Services, LLC
9800 Kincey Ave. Suite 100
Huntersville, NC 28078
(704)875-9092

ANALYTICAL RESULTS - RADIOCHEMISTRY

Project: Plant Bowen AP-1 RADS
Pace Project No.: 92748210

Sample: BOW-BGWA-6 **Lab ID: 92748210003** Collected: 08/15/24 11:36 Received: 08/16/24 11:51 Matrix: Water
PWS: Site ID: Sample Type:

Parameters	Method	Act ± Unc (MDC) Carr Trac	Units	Analyzed	CAS No.	Qual
	Pace Analytical Services - Greensburg					
Radium-226	EPA 9315	**0.0408U ± 0.202 (0.501) C:70% T:NA**	pCi/L	09/09/24 08:14	13982-63-3	
	Pace Analytical Services - Greensburg					
Radium-228	EPA 9320	**0.338U ± 0.374 (0.786) C:83% T:94%**	pCi/L	09/04/24 12:22	15262-20-1	
	Pace Analytical Services - Greensburg					
Total Radium	Total Radium Calculation	**0.379U ± 0.576 (1.29)**	pCi/L	09/09/24 16:54	7440-14-4	

REPORT OF LABORATORY ANALYSIS

This report shall not be reproduced, except in full,
without the written consent of Pace Analytical Services, LLC.

Pace Analytical Services, LLC
9800 Kincey Ave. Suite 100
Huntersville, NC 28078
(704)875-9092

ANALYTICAL RESULTS - RADIOCHEMISTRY

Project: Plant Bowen AP-1 RADS
Pace Project No.: 92748210

Sample: BOW-BGWC-44D **Lab ID: 92748210004** Collected: 08/15/24 13:25 Received: 08/16/24 11:51 Matrix: Water
PWS: Site ID: Sample Type:

Parameters	Method	Act ± Unc (MDC) Carr Trac	Units	Analyzed	CAS No.	Qual
	Pace Analytical Services - Greensburg					
Radium-226	EPA 9315	**0.269U ± 0.198 (0.362) C:91% T:NA**	pCi/L	09/09/24 08:15	13982-63-3	
	Pace Analytical Services - Greensburg					
Radium-228	EPA 9320	**0.322U ± 0.317 (0.651) C:83% T:87%**	pCi/L	09/04/24 12:08	15262-20-1	
	Pace Analytical Services - Greensburg					
Total Radium	Total Radium Calculation	**0.591U ± 0.515 (1.01)**	pCi/L	09/09/24 16:54	7440-14-4	

REPORT OF LABORATORY ANALYSIS

This report shall not be reproduced, except in full,
without the written consent of Pace Analytical Services, LLC.

Pace Analytical Services, LLC
9800 Kincey Ave. Suite 100
Huntersville, NC 28078
(704)875-9092

ANALYTICAL RESULTS - RADIOCHEMISTRY

Project: Plant Bowen AP-1 RADS
Pace Project No.: 92748210

Sample: BOW-AP1-FD-08 **Lab ID: 92748210005** Collected: 08/15/24 00:00 Received: 08/16/24 11:51 Matrix: Water
PWS: Site ID: Sample Type:

Parameters	Method	Act ± Unc (MDC) Carr Trac	Units	Analyzed	CAS No.	Qual
	Pace Analytical Services - Greensburg					
Radium-226	EPA 9315	**0.214U ± 0.232 (0.485) C:76% T:NA**	pCi/L	09/09/24 08:15	13982-63-3	
	Pace Analytical Services - Greensburg					
Radium-228	EPA 9320	**0.187U ± 0.294 (0.636) C:77% T:89%**	pCi/L	09/04/24 12:22	15262-20-1	
	Pace Analytical Services - Greensburg					
Total Radium	Total Radium Calculation	**0.401U ± 0.526 (1.12)**	pCi/L	09/09/24 16:54	7440-14-4	

REPORT OF LABORATORY ANALYSIS

This report shall not be reproduced, except in full,
without the written consent of Pace Analytical Services, LLC.

Pace Analytical Services, LLC
9800 Kincey Ave. Suite 100
Huntersville, NC 28078
(704)875-9092

ANALYTICAL RESULTS - RADIOCHEMISTRY

Project: Plant Bowen AP-1 RADS
Pace Project No.: 92748210

Sample: BOW-AP1-FB-08 **Lab ID: 92748210006** Collected: 08/15/24 16:10 Received: 08/16/24 11:51 Matrix: Water
PWS: Site ID: Sample Type:

Parameters	Method	Act ± Unc (MDC) Carr Trac	Units	Analyzed	CAS No.	Qual
	Pace Analytical Services - Greensburg					
Radium-226	EPA 9315	**0.128U ± 0.129 (0.246) C:90% T:NA**	pCi/L	09/09/24 08:15	13982-63-3	
	Pace Analytical Services - Greensburg					
Radium-228	EPA 9320	**-0.0874U ± 0.269 (0.658) C:77% T:86%**	pCi/L	09/04/24 12:22	15262-20-1	
	Pace Analytical Services - Greensburg					
Total Radium	Total Radium Calculation	**0.128U ± 0.398 (0.904)**	pCi/L	09/09/24 16:54	7440-14-4	

REPORT OF LABORATORY ANALYSIS

This report shall not be reproduced, except in full,
without the written consent of Pace Analytical Services, LLC.

Pace Analytical Services, LLC
9800 Kincey Ave. Suite 100
Huntersville, NC 28078
(704)875-9092

ANALYTICAL RESULTS - RADIOCHEMISTRY

Project: Plant Bowen AP-1 RADS
Pace Project No.: 92748210

Sample: BOW-AP1-EB-08 **Lab ID: 92748210007** Collected: 08/15/24 16:04 Received: 08/16/24 11:51 Matrix: Water
PWS: Site ID: Sample Type:

Parameters	Method	Act ± Unc (MDC) Carr Trac	Units	Analyzed	CAS No.	Qual
	Pace Analytical Services - Greensburg					
Radium-226	EPA 9315	**-0.0629U ± 0.128 (0.382) C:82% T:NA**	pCi/L	09/09/24 08:16	13982-63-3	
	Pace Analytical Services - Greensburg					
Radium-228	EPA 9320	**0.256U ± 0.334 (0.712) C:78% T:88%**	pCi/L	09/04/24 12:22	15262-20-1	
	Pace Analytical Services - Greensburg					
Total Radium	Total Radium Calculation	**0.256U ± 0.462 (1.09)**	pCi/L	09/09/24 16:54	7440-14-4	

REPORT OF LABORATORY ANALYSIS

This report shall not be reproduced, except in full,
without the written consent of Pace Analytical Services, LLC.

Pace Analytical Services, LLC
9800 Kincey Ave. Suite 100
Huntersville, NC 28078
(704)875-9092

ANALYTICAL RESULTS - RADIOCHEMISTRY

Project: Plant Bowen AP-1 RADS
Pace Project No.: 92748210

Sample: BOW-BGWC-7 **Lab ID: 92748210008** Collected: 08/16/24 10:56 Received: 08/20/24 10:08 Matrix: Water
PWS: Site ID: Sample Type:

Parameters	Method	Act ± Unc (MDC) Carr Trac	Units	Analyzed	CAS No.	Qual
	Pace Analytical Services - Greensburg					
Radium-226	EPA 9315	**0.656 ± 0.264 (0.332) C:88% T:NA**	pCi/L	09/09/24 08:16	13982-63-3	
	Pace Analytical Services - Greensburg					
Radium-228	EPA 9320	**0.891 ± 0.418 (0.699) C:78% T:81%**	pCi/L	09/04/24 12:23	15262-20-1	
	Pace Analytical Services - Greensburg					
Total Radium	Total Radium Calculation	**1.55 ± 0.682 (1.03)**	pCi/L	09/09/24 16:54	7440-14-4	

REPORT OF LABORATORY ANALYSIS

This report shall not be reproduced, except in full,
without the written consent of Pace Analytical Services, LLC.

Pace Analytical Services, LLC
9800 Kincey Ave. Suite 100
Huntersville, NC 28078
(704)875-9092

ANALYTICAL RESULTS - RADIOCHEMISTRY

Project: Plant Bowen AP-1 RADS
Pace Project No.: 92748210

Sample: BOW-BGWC-8 **Lab ID: 92748210009** Collected: 08/16/24 12:25 Received: 08/20/24 10:08 Matrix: Water
PWS: Site ID: Sample Type:

Parameters	Method	Act ± Unc (MDC) Carr Trac	Units	Analyzed	CAS No.	Qual
	Pace Analytical Services - Greensburg					
Radium-226	EPA 9315	**-0.0421U ± 0.142 (0.395) C:89% T:NA**	pCi/L	09/09/24 08:16	13982-63-3	
	Pace Analytical Services - Greensburg					
Radium-228	EPA 9320	**0.760U ± 0.479 (0.926) C:78% T:85%**	pCi/L	09/04/24 12:08	15262-20-1	
	Pace Analytical Services - Greensburg					
Total Radium	Total Radium Calculation	**0.760U ± 0.621 (1.32)**	pCi/L	09/09/24 16:54	7440-14-4	

REPORT OF LABORATORY ANALYSIS

This report shall not be reproduced, except in full,
without the written consent of Pace Analytical Services, LLC.

Pace Analytical Services, LLC
9800 Kincey Ave. Suite 100
Huntersville, NC 28078
(704)875-9092

ANALYTICAL RESULTS - RADIOCHEMISTRY

Project: Plant Bowen AP-1 RADS
Pace Project No.: 92748210

Sample: BOW-BGWC-14A **Lab ID: 92748210010** Collected: 08/16/24 13:10 Received: 08/20/24 10:08 Matrix: Water
PWS: Site ID: Sample Type:

Parameters	Method	Act ± Unc (MDC) Carr Trac	Units	Analyzed	CAS No.	Qual
	Pace Analytical Services - Greensburg					
Radium-226	EPA 9315	**0.108U ± 0.147 (0.318) C:98% T:NA**	pCi/L	09/09/24 08:18	13982-63-3	
	Pace Analytical Services - Greensburg					
Radium-228	EPA 9320	**0.565U ± 0.389 (0.760) C:81% T:90%**	pCi/L	09/04/24 12:09	15262-20-1	
	Pace Analytical Services - Greensburg					
Total Radium	Total Radium Calculation	**0.673U ± 0.536 (1.08)**	pCi/L	09/09/24 16:54	7440-14-4	

REPORT OF LABORATORY ANALYSIS

This report shall not be reproduced, except in full,
without the written consent of Pace Analytical Services, LLC.

Pace Analytical Services, LLC
9800 Kincey Ave. Suite 100
Huntersville, NC 28078
(704)875-9092

ANALYTICAL RESULTS - RADIOCHEMISTRY

Project: Plant Bowen AP-1 RADS
Pace Project No.: 92748210

Sample: BOW-BGWC-50D **Lab ID: 92748210011** Collected: 08/16/24 11:07 Received: 08/20/24 10:08 Matrix: Water
PWS: Site ID: Sample Type:

Parameters	Method	Act ± Unc (MDC) Carr Trac	Units	Analyzed	CAS No.	Qual
	Pace Analytical Services - Greensburg					
Radium-226	EPA 9315	**0.386 ± 0.210 (0.329) C:104% T:NA**	pCi/L	09/09/24 08:18	13982-63-3	
	Pace Analytical Services - Greensburg					
Radium-228	EPA 9320	**0.349U ± 0.369 (0.770) C:83% T:85%**	pCi/L	09/04/24 12:09	15262-20-1	
	Pace Analytical Services - Greensburg					
Total Radium	Total Radium Calculation	**0.735U ± 0.579 (1.10)**	pCi/L	09/09/24 16:54	7440-14-4	

REPORT OF LABORATORY ANALYSIS

This report shall not be reproduced, except in full,
without the written consent of Pace Analytical Services, LLC.

Pace Analytical Services, LLC
9800 Kincey Ave. Suite 100
Huntersville, NC 28078
(704)875-9092

ANALYTICAL RESULTS - RADIOCHEMISTRY

Project: Plant Bowen AP-1 RADS
Pace Project No.: 92748210

Sample: BOW-BGWC-16 **Lab ID: 92748210012** Collected: 08/19/24 10:53 Received: 08/20/24 10:08 Matrix: Water
PWS: Site ID: Sample Type:

Parameters	Method	Act ± Unc (MDC) Carr Trac	Units	Analyzed	CAS No.	Qual
	Pace Analytical Services - Greensburg					
Radium-226	EPA 9315	**0.341U ± 0.211 (0.345) C:80% T:NA**	pCi/L	09/09/24 08:18	13982-63-3	
	Pace Analytical Services - Greensburg					
Radium-228	EPA 9320	**0.364U ± 0.392 (0.820) C:81% T:87%**	pCi/L	09/04/24 12:23	15262-20-1	
	Pace Analytical Services - Greensburg					
Total Radium	Total Radium Calculation	**0.705U ± 0.603 (1.17)**	pCi/L	09/09/24 16:54	7440-14-4	

REPORT OF LABORATORY ANALYSIS

This report shall not be reproduced, except in full,
without the written consent of Pace Analytical Services, LLC.

Pace Analytical Services, LLC
9800 Kincey Ave. Suite 100
Huntersville, NC 28078
(704)875-9092

ANALYTICAL RESULTS - RADIOCHEMISTRY

Project: Plant Bowen AP-1 RADS
Pace Project No.: 92748210

Sample: BOW-BGWC-17 **Lab ID: 92748210013** Collected: 08/19/24 12:45 Received: 08/20/24 10:08 Matrix: Water
PWS: Site ID: Sample Type:

Parameters	Method	Act ± Unc (MDC) Carr Trac	Units	Analyzed	CAS No.	Qual
	Pace Analytical Services - Greensburg					
Radium-226	EPA 9315	**0.0809U ± 0.135 (0.304) C:87% T:NA**	pCi/L	09/09/24 08:18	13982-63-3	
	Pace Analytical Services - Greensburg					
Radium-228	EPA 9320	**0.213U ± 0.307 (0.659) C:82% T:89%**	pCi/L	09/04/24 12:06	15262-20-1	
	Pace Analytical Services - Greensburg					
Total Radium	Total Radium Calculation	**0.294U ± 0.442 (0.963)**	pCi/L	09/09/24 16:54	7440-14-4	

REPORT OF LABORATORY ANALYSIS

This report shall not be reproduced, except in full,
without the written consent of Pace Analytical Services, LLC.

Pace Analytical Services, LLC
9800 Kincey Ave. Suite 100
Huntersville, NC 28078
(704)875-9092

ANALYTICAL RESULTS - RADIOCHEMISTRY

Project: Plant Bowen AP-1 RADS
Pace Project No.: 92748210

Sample: BOW-BGWC-18 **Lab ID: 92748210014** Collected: 08/19/24 14:10 Received: 08/20/24 10:08 Matrix: Water
PWS: Site ID: Sample Type:

Parameters	Method	Act ± Unc (MDC) Carr Trac	Units	Analyzed	CAS No.	Qual
	Pace Analytical Services - Greensburg					
Radium-226	EPA 9315	**0.0776U ± 0.146 (0.336) C:86% T:NA**	pCi/L	09/09/24 08:18	13982-63-3	
	Pace Analytical Services - Greensburg					
Radium-228	EPA 9320	**0.659U ± 0.369 (0.667) C:79% T:89%**	pCi/L	09/04/24 12:07	15262-20-1	
	Pace Analytical Services - Greensburg					
Total Radium	Total Radium Calculation	**0.737U ± 0.515 (1.00)**	pCi/L	09/09/24 16:54	7440-14-4	

REPORT OF LABORATORY ANALYSIS

This report shall not be reproduced, except in full,
without the written consent of Pace Analytical Services, LLC.

Pace Analytical Services, LLC
9800 Kincey Ave. Suite 100
Huntersville, NC 28078
(704)875-9092

ANALYTICAL RESULTS - RADIOCHEMISTRY

Project: Plant Bowen AP-1 RADS
Pace Project No.: 92748210

Sample: BOW-BGWC-19 **Lab ID: 92748210015** Collected: 08/19/24 14:32 Received: 08/20/24 10:08 Matrix: Water
PWS: Site ID: Sample Type:

Parameters	Method	Act ± Unc (MDC) Carr Trac	Units	Analyzed	CAS No.	Qual
	Pace Analytical Services - Greensburg					
Radium-226	EPA 9315	**-0.0110U ± 0.134 (0.368) C:79% T:NA**	pCi/L	09/09/24 08:20	13982-63-3	
	Pace Analytical Services - Greensburg					
Radium-228	EPA 9320	**0.260U ± 0.357 (0.764) C:77% T:83%**	pCi/L	09/04/24 12:07	15262-20-1	
	Pace Analytical Services - Greensburg					
Total Radium	Total Radium Calculation	**0.260U ± 0.491 (1.13)**	pCi/L	09/09/24 16:54	7440-14-4	

REPORT OF LABORATORY ANALYSIS

This report shall not be reproduced, except in full,
without the written consent of Pace Analytical Services, LLC.

Pace Analytical Services, LLC
9800 Kincey Ave. Suite 100
Huntersville, NC 28078
(704)875-9092

ANALYTICAL RESULTS - RADIOCHEMISTRY

Project: Plant Bowen AP-1 RADS
Pace Project No.: 92748210

Sample: BOW-BGWC-31 **Lab ID: 92748210016** Collected: 08/19/24 12:57 Received: 08/20/24 10:08 Matrix: Water
PWS: Site ID: Sample Type:

Parameters	Method	Act ± Unc (MDC) Carr Trac	Units	Analyzed	CAS No.	Qual
	Pace Analytical Services - Greensburg					
Radium-226	EPA 9315	**-0.0488U ± 0.110 (0.323) C:80% T:NA**	pCi/L	09/13/24 15:25	13982-63-3	
	Pace Analytical Services - Greensburg					
Radium-228	EPA 9320	**0.674U ± 0.403 (0.758) C:83% T:85%**	pCi/L	09/04/24 12:07	15262-20-1	
	Pace Analytical Services - Greensburg					
Total Radium	Total Radium Calculation	**0.674U ± 0.513 (1.08)**	pCi/L	09/16/24 16:08	7440-14-4	

REPORT OF LABORATORY ANALYSIS

This report shall not be reproduced, except in full,
without the written consent of Pace Analytical Services, LLC.

Pace Analytical Services, LLC
9800 Kincey Ave. Suite 100
Huntersville, NC 28078
(704)875-9092

ANALYTICAL RESULTS - RADIOCHEMISTRY

Project: Plant Bowen AP-1 RADS
Pace Project No.: 92748210

Sample: BOW-AP1-FD-09 **Lab ID: 92748210017** Collected: 08/19/24 00:00 Received: 08/20/24 10:08 Matrix: Water
PWS: Site ID: Sample Type:

Parameters	Method	Act ± Unc (MDC) Carr Trac	Units	Analyzed	CAS No.	Qual
	Pace Analytical Services - Greensburg					
Radium-226	EPA 9315	**0.278U ± 0.176 (0.288) C:85% T:NA**	pCi/L	09/13/24 15:25	13982-63-3	
	Pace Analytical Services - Greensburg					
Radium-228	EPA 9320	**0.602U ± 0.368 (0.687) C:82% T:87%**	pCi/L	09/04/24 12:07	15262-20-1	
	Pace Analytical Services - Greensburg					
Total Radium	Total Radium Calculation	**0.880U ± 0.544 (0.975)**	pCi/L	09/16/24 16:08	7440-14-4	

REPORT OF LABORATORY ANALYSIS

This report shall not be reproduced, except in full,
without the written consent of Pace Analytical Services, LLC.

Pace Analytical Services, LLC
9800 Kincey Ave. Suite 100
Huntersville, NC 28078
(704)875-9092

ANALYTICAL RESULTS - RADIOCHEMISTRY

Project: Plant Bowen AP-1 RADS
Pace Project No.: 92748210

Sample: BOW-AP1-FB-09 **Lab ID: 92748210018** Collected: 08/19/24 15:31 Received: 08/20/24 10:08 Matrix: Water
PWS: Site ID: Sample Type:

Parameters	Method	Act ± Unc (MDC) Carr Trac	Units	Analyzed	CAS No.	Qual
	Pace Analytical Services - Greensburg					
Radium-226	EPA 9315	**0.406 ± 0.225 (0.352) C:73% T:NA**	pCi/L	09/13/24 15:26	13982-63-3	
	Pace Analytical Services - Greensburg					
Radium-228	EPA 9320	**0.311U ± 0.338 (0.704) C:83% T:87%**	pCi/L	09/11/24 14:00	15262-20-1	
	Pace Analytical Services - Greensburg					
Total Radium	Total Radium Calculation	**0.717U ± 0.563 (1.06)**	pCi/L	09/16/24 16:08	7440-14-4	

REPORT OF LABORATORY ANALYSIS

This report shall not be reproduced, except in full,
without the written consent of Pace Analytical Services, LLC.

Pace Analytical Services, LLC
9800 Kincey Ave. Suite 100
Huntersville, NC 28078
(704)875-9092

ANALYTICAL RESULTS - RADIOCHEMISTRY

Project: Plant Bowen AP-1 RADS
Pace Project No.: 92748210

Sample: BOW-AP1-EB-09 **Lab ID: 92748210019** Collected: 08/19/24 15:38 Received: 08/20/24 10:08 Matrix: Water
PWS: Site ID: Sample Type:

Parameters	Method	Act ± Unc (MDC) Carr Trac	Units	Analyzed	CAS No.	Qual
	Pace Analytical Services - Greensburg					
Radium-226	EPA 9315	**0.212U ± 0.166 (0.304) C:71% T:NA**	pCi/L	09/16/24 08:39	13982-63-3	
	Pace Analytical Services - Greensburg					
Radium-228	EPA 9320	**0.790 ± 0.400 (0.684) C:82% T:83%**	pCi/L	09/11/24 14:00	15262-20-1	
	Pace Analytical Services - Greensburg					
Total Radium	Total Radium Calculation	**1.00 ± 0.566 (0.988)**	pCi/L	09/16/24 16:08	7440-14-4	

REPORT OF LABORATORY ANALYSIS

This report shall not be reproduced, except in full,
without the written consent of Pace Analytical Services, LLC.

Pace Analytical Services, LLC
9800 Kincey Ave. Suite 100
Huntersville, NC 28078
(704)875-9092

ANALYTICAL RESULTS - RADIOCHEMISTRY

Project: Plant Bowen AP-1 RADS
Pace Project No.: 92748210

Sample: BOW-BGWC-9 **Lab ID: 92748210020** Collected: 08/19/24 10:54 Received: 08/20/24 10:08 Matrix: Water
PWS: Site ID: Sample Type:

Parameters	Method	Act ± Unc (MDC) Carr Trac	Units	Analyzed	CAS No.	Qual
	Pace Analytical Services - Greensburg					
Radium-226	EPA 9315	**0.0149U ± 0.115 (0.291) C:89% T:NA**	pCi/L	09/16/24 08:39	13982-63-3	
	Pace Analytical Services - Greensburg					
Radium-228	EPA 9320	**0.414U ± 0.389 (0.796) C:82% T:83%**	pCi/L	09/11/24 14:00	15262-20-1	
	Pace Analytical Services - Greensburg					
Total Radium	Total Radium Calculation	**0.429U ± 0.504 (1.09)**	pCi/L	09/16/24 16:08	7440-14-4	

REPORT OF LABORATORY ANALYSIS

This report shall not be reproduced, except in full,
without the written consent of Pace Analytical Services, LLC.

Pace Analytical Services, LLC
9800 Kincey Ave. Suite 100
Huntersville, NC 28078
(704)875-9092

ANALYTICAL RESULTS - RADIOCHEMISTRY

Project: Plant Bowen AP-1 RADS
Pace Project No.: 92748210

Sample: BOW-BGWC-12 **Lab ID: 92748210021** Collected: 08/19/24 11:08 Received: 08/20/24 10:08 Matrix: Water
PWS: Site ID: Sample Type:

Parameters	Method	Act ± Unc (MDC) Carr Trac	Units	Analyzed	CAS No.	Qual
	Pace Analytical Services - Greensburg					
Radium-226	EPA 9315	**0.0798U ± 0.103 (0.220) C:100% T:NA**	pCi/L	09/16/24 09:33	13982-63-3	
	Pace Analytical Services - Greensburg					
Radium-228	EPA 9320	**0.744 ± 0.388 (0.675) C:83% T:84%**	pCi/L	09/11/24 14:01	15262-20-1	
	Pace Analytical Services - Greensburg					
Total Radium	Total Radium Calculation	**0.824U ± 0.491 (0.895)**	pCi/L	09/16/24 16:08	7440-14-4	

REPORT OF LABORATORY ANALYSIS

This report shall not be reproduced, except in full,
without the written consent of Pace Analytical Services, LLC.

Pace Analytical Services, LLC
9800 Kincey Ave. Suite 100
Huntersville, NC 28078
(704)875-9092

ANALYTICAL RESULTS - RADIOCHEMISTRY

Project: Plant Bowen AP-1 RADS
Pace Project No.: 92748210

Sample: BOW-BGWC-21 **Lab ID: 92748210022** Collected: 08/22/24 15:57 Received: 08/23/24 15:51 Matrix: Water
PWS: Site ID: Sample Type:

Parameters	Method	Act ± Unc (MDC) Carr Trac	Units	Analyzed	CAS No.	Qual
	Pace Analytical Services - Greensburg					
Radium-226	EPA 9315	**0.262 ± 0.144 (0.219) C:84% T:NA**	pCi/L	09/30/24 07:30	13982-63-3	
	Pace Analytical Services - Greensburg					
Radium-228	EPA 9320	**-0.0913U ± 0.349 (0.831) C:87% T:84%**	pCi/L	09/26/24 14:59	15262-20-1	
	Pace Analytical Services - Greensburg					
Total Radium	Total Radium Calculation	**0.262U ± 0.493 (1.05)**	pCi/L	09/30/24 16:37	7440-14-4	

REPORT OF LABORATORY ANALYSIS

This report shall not be reproduced, except in full,
without the written consent of Pace Analytical Services, LLC.

Pace Analytical Services, LLC
9800 Kincey Ave. Suite 100
Huntersville, NC 28078
(704)875-9092

ANALYTICAL RESULTS - RADIOCHEMISTRY

Project: Plant Bowen AP-1 RADS
Pace Project No.: 92748210

Sample: BOW-BGWC-23 **Lab ID: 92748210023** Collected: 08/22/24 15:21 Received: 08/23/24 15:51 Matrix: Water
PWS: Site ID: Sample Type:

Parameters	Method	Act ± Unc (MDC) Carr Trac	Units	Analyzed	CAS No.	Qual
	Pace Analytical Services - Greensburg					
Radium-226	EPA 9315	**-0.0628U ± 0.700 (1.91) C:89% T:NA**	pCi/L	09/13/24 15:21	13982-63-3	
	Pace Analytical Services - Greensburg					
Radium-228	EPA 9320	**0.718 ± 0.362 (0.609) C:87% T:80%**	pCi/L	09/12/24 14:21	15262-20-1	
	Pace Analytical Services - Greensburg					
Total Radium	Total Radium Calculation	**0.718U ± 1.06 (2.52)**	pCi/L	09/16/24 16:11	7440-14-4	

REPORT OF LABORATORY ANALYSIS

This report shall not be reproduced, except in full,
without the written consent of Pace Analytical Services, LLC.

Pace Analytical Services, LLC
9800 Kincey Ave. Suite 100
Huntersville, NC 28078
(704)875-9092

ANALYTICAL RESULTS - RADIOCHEMISTRY

Project: Plant Bowen AP-1 RADS
Pace Project No.: 92748210

Sample: BOW-BGWC-30 **Lab ID: 92748210024** Collected: 08/22/24 13:00 Received: 08/23/24 15:51 Matrix: Water
PWS: Site ID: Sample Type:

Parameters	Method	Act ± Unc (MDC) Carr Trac	Units	Analyzed	CAS No.	Qual
	Pace Analytical Services - Greensburg					
Radium-226	EPA 9315	**0.422U ± 0.354 (0.644) C:91% T:NA**	pCi/L	09/13/24 15:21	13982-63-3	
	Pace Analytical Services - Greensburg					
Radium-228	EPA 9320	**0.291U ± 0.324 (0.675) C:82% T:81%**	pCi/L	09/12/24 14:21	15262-20-1	
	Pace Analytical Services - Greensburg					
Total Radium	Total Radium Calculation	**0.713U ± 0.678 (1.32)**	pCi/L	09/16/24 16:11	7440-14-4	

REPORT OF LABORATORY ANALYSIS

This report shall not be reproduced, except in full,
without the written consent of Pace Analytical Services, LLC.

Pace Analytical Services, LLC
9800 Kincey Ave. Suite 100
Huntersville, NC 28078
(704)875-9092

ANALYTICAL RESULTS - RADIOCHEMISTRY

Project: Plant Bowen AP-1 RADS
Pace Project No.: 92748210

Sample: BOW-BGWC-35D **Lab ID: 92748210025** Collected: 08/22/24 12:08 Received: 08/23/24 15:51 Matrix: Water
PWS: Site ID: Sample Type:

Parameters	Method	Act ± Unc (MDC) Carr Trac	Units	Analyzed	CAS No.	Qual
	Pace Analytical Services - Greensburg					
Radium-226	EPA 9315	**0.556U ± 0.510 (0.992) C:90% T:NA**	pCi/L	09/13/24 15:21	13982-63-3	
	Pace Analytical Services - Greensburg					
Radium-228	EPA 9320	**1.52 ± 0.504 (0.674) C:83% T:87%**	pCi/L	09/12/24 14:21	15262-20-1	
	Pace Analytical Services - Greensburg					
Total Radium	Total Radium Calculation	**2.08 ± 1.01 (1.67)**	pCi/L	09/16/24 16:11	7440-14-4	

REPORT OF LABORATORY ANALYSIS

This report shall not be reproduced, except in full,
without the written consent of Pace Analytical Services, LLC.

Pace Analytical Services, LLC
9800 Kincey Ave. Suite 100
Huntersville, NC 28078
(704)875-9092

ANALYTICAL RESULTS - RADIOCHEMISTRY

Project: Plant Bowen AP-1 RADS
Pace Project No.: 92748210

Sample: BOW-BGWC-37D **Lab ID: 92748210026** Collected: 08/22/24 13:39 Received: 08/23/24 15:51 Matrix: Water
PWS: Site ID: Sample Type:

Parameters	Method	Act ± Unc (MDC) Carr Trac	Units	Analyzed	CAS No.	Qual
	Pace Analytical Services - Greensburg					
Radium-226	EPA 9315	**0.225U ± 0.436 (1.00) C:101% T:NA**	pCi/L	09/13/24 15:21	13982-63-3	
	Pace Analytical Services - Greensburg					
Radium-228	EPA 9320	**1.69 ± 0.597 (0.886) C:84% T:81%**	pCi/L	09/12/24 14:21	15262-20-1	
	Pace Analytical Services - Greensburg					
Total Radium	Total Radium Calculation	**1.92 ± 1.03 (1.89)**	pCi/L	09/16/24 16:11	7440-14-4	

REPORT OF LABORATORY ANALYSIS

This report shall not be reproduced, except in full,
without the written consent of Pace Analytical Services, LLC.

Pace Analytical Services, LLC
9800 Kincey Ave. Suite 100
Huntersville, NC 28078
(704)875-9092

ANALYTICAL RESULTS - RADIOCHEMISTRY

Project: Plant Bowen AP-1 RADS
Pace Project No.: 92748210

Sample: BOW-BGWC-38D **Lab ID: 92748210027** Collected: 08/22/24 10:32 Received: 08/23/24 15:51 Matrix: Water
PWS: Site ID: Sample Type:

Parameters	Method	Act ± Unc (MDC) Carr Trac	Units	Analyzed	CAS No.	Qual
	Pace Analytical Services - Greensburg					
Radium-226	EPA 9315	**1.18 ± 0.308 (0.249) C:89% T:NA**	pCi/L	09/30/24 07:30	13982-63-3	
	Pace Analytical Services - Greensburg					
Radium-228	EPA 9320	**1.22 ± 0.498 (0.786) C:87% T:80%**	pCi/L	09/26/24 14:59	15262-20-1	
	Pace Analytical Services - Greensburg					
Total Radium	Total Radium Calculation	**2.40 ± 0.806 (1.04)**	pCi/L	09/30/24 16:37	7440-14-4	

REPORT OF LABORATORY ANALYSIS

This report shall not be reproduced, except in full,
without the written consent of Pace Analytical Services, LLC.

Pace Analytical Services, LLC
9800 Kincey Ave. Suite 100
Huntersville, NC 28078
(704)875-9092

ANALYTICAL RESULTS - RADIOCHEMISTRY

Project: Plant Bowen AP-1 RADS
Pace Project No.: 92748210

Sample: BOW-BGWC-39 **Lab ID: 92748210028** Collected: 08/22/24 10:23 Received: 08/23/24 15:51 Matrix: Water
PWS: Site ID: Sample Type:

Parameters	Method	Act ± Unc (MDC) Carr Trac	Units	Analyzed	CAS No.	Qual
	Pace Analytical Services - Greensburg					
Radium-226	EPA 9315	**0.212U ± 0.145 (0.255) C:85% T:NA**	pCi/L	09/30/24 07:32	13982-63-3	
	Pace Analytical Services - Greensburg					
Radium-228	EPA 9320	**0.836 ± 0.436 (0.778) C:89% T:80%**	pCi/L	09/26/24 14:59	15262-20-1	
	Pace Analytical Services - Greensburg					
Total Radium	Total Radium Calculation	**1.05 ± 0.581 (1.03)**	pCi/L	09/30/24 16:37	7440-14-4	

REPORT OF LABORATORY ANALYSIS

This report shall not be reproduced, except in full,
without the written consent of Pace Analytical Services, LLC.

Pace Analytical Services, LLC
9800 Kincey Ave. Suite 100
Huntersville, NC 28078
(704)875-9092

ANALYTICAL RESULTS - RADIOCHEMISTRY

Project: Plant Bowen AP-1 RADS
Pace Project No.: 92748210

Sample: BOW-PZ-7 **Lab ID: 92748210029** Collected: 08/22/24 12:47 Received: 08/23/24 15:51 Matrix: Water
PWS: Site ID: Sample Type:

Parameters	Method	Act ± Unc (MDC) Carr Trac	Units	Analyzed	CAS No.	Qual
	Pace Analytical Services - Greensburg					
Radium-226	EPA 9315	**0.0740U ± 0.0790 (0.159) C:97% T:NA**	pCi/L	09/30/24 07:33	13982-63-3	
	Pace Analytical Services - Greensburg					
Radium-228	EPA 9320	**0.612U ± 0.447 (0.881) C:92% T:76%**	pCi/L	09/26/24 14:59	15262-20-1	
	Pace Analytical Services - Greensburg					
Total Radium	Total Radium Calculation	**0.686U ± 0.526 (1.04)**	pCi/L	09/30/24 16:37	7440-14-4	

REPORT OF LABORATORY ANALYSIS

This report shall not be reproduced, except in full,
without the written consent of Pace Analytical Services, LLC.

Pace Analytical Services, LLC
9800 Kincey Ave. Suite 100
Huntersville, NC 28078
(704)875-9092

ANALYTICAL RESULTS - RADIOCHEMISTRY

Project: Plant Bowen AP-1 RADS
Pace Project No.: 92748210

Sample: BOW-AP1-FD-12 **Lab ID: 92748210030** Collected: 08/22/24 00:00 Received: 08/23/24 15:51 Matrix: Water
PWS: Site ID: Sample Type:

Parameters	Method	Act ± Unc (MDC) Carr Trac	Units	Analyzed	CAS No.	Qual
	Pace Analytical Services - Greensburg					
Radium-226	EPA 9315	**0.277 ± 0.145 (0.205) C:87% T:NA**	pCi/L	09/30/24 07:33	13982-63-3	
	Pace Analytical Services - Greensburg					
Radium-228	EPA 9320	**-0.118U ± 0.394 (0.935) C:80% T:86%**	pCi/L	09/26/24 15:00	15262-20-1	
	Pace Analytical Services - Greensburg					
Total Radium	Total Radium Calculation	**0.277U ± 0.539 (1.14)**	pCi/L	09/30/24 16:37	7440-14-4	

REPORT OF LABORATORY ANALYSIS

This report shall not be reproduced, except in full,
without the written consent of Pace Analytical Services, LLC.

Pace Analytical Services, LLC
9800 Kincey Ave. Suite 100
Huntersville, NC 28078
(704)875-9092

ANALYTICAL RESULTS - RADIOCHEMISTRY

Project: Plant Bowen AP-1 RADS
Pace Project No.: 92748210

Sample: BOW-AP1-FB-12 **Lab ID: 92748210031** Collected: 08/22/24 16:43 Received: 08/23/24 15:51 Matrix: Water
PWS: Site ID: Sample Type:

Parameters	Method	Act ± Unc (MDC) Carr Trac	Units	Analyzed	CAS No.	Qual
	Pace Analytical Services - Greensburg					
Radium-226	EPA 9315	**0.0155U ± 0.0673 (0.174) C:88% T:NA**	pCi/L	09/30/24 07:33	13982-63-3	
	Pace Analytical Services - Greensburg					
Radium-228	EPA 9320	**0.281U ± 0.378 (0.809) C:86% T:87%**	pCi/L	09/26/24 15:00	15262-20-1	
	Pace Analytical Services - Greensburg					
Total Radium	Total Radium Calculation	**0.297U ± 0.445 (0.983)**	pCi/L	10/02/24 14:32	7440-14-4	

REPORT OF LABORATORY ANALYSIS

This report shall not be reproduced, except in full,
without the written consent of Pace Analytical Services, LLC.

Pace Analytical Services, LLC
9800 Kincey Ave. Suite 100
Huntersville, NC 28078
(704)875-9092

ANALYTICAL RESULTS - RADIOCHEMISTRY

Project: Plant Bowen AP-1 RADS
Pace Project No.: 92748210

Sample: BOW-AP1-EB-12 **Lab ID: 92748210032** Collected: 08/22/24 16:34 Received: 08/23/24 15:51 Matrix: Water
PWS: Site ID: Sample Type:

Parameters	Method	Act ± Unc (MDC) Carr Trac	Units	Analyzed	CAS No.	Qual
	Pace Analytical Services - Greensburg					
Radium-226	EPA 9315	**-0.00340U ± 0.0636 (0.179) C:89% T:NA**	pCi/L	09/30/24 07:34	13982-63-3	
	Pace Analytical Services - Greensburg					
Radium-228	EPA 9320	**0.796 ± 0.417 (0.740) C:84% T:86%**	pCi/L	09/26/24 15:00	15262-20-1	
	Pace Analytical Services - Greensburg					
Total Radium	Total Radium Calculation	**0.796U ± 0.481 (0.919)**	pCi/L	10/02/24 14:32	7440-14-4	

REPORT OF LABORATORY ANALYSIS

This report shall not be reproduced, except in full,
without the written consent of Pace Analytical Services, LLC.

Pace Analytical Services, LLC
9800 Kincey Ave. Suite 100
Huntersville, NC 28078
(704)875-9092

ANALYTICAL RESULTS - RADIOCHEMISTRY

Project: Plant Bowen AP-1 RADS
Pace Project No.: 92748210

Sample: BOW-BGWC-10 **Lab ID: 92748210033** Collected: 08/20/24 10:09 Received: 08/23/24 15:51 Matrix: Water
PWS: Site ID: Sample Type:

Parameters	Method	Act ± Unc (MDC) Carr Trac	Units	Analyzed	CAS No.	Qual
	Pace Analytical Services - Greensburg					
Radium-226	EPA 9315	**0.668 ± 0.219 (0.211) C:87% T:NA**	pCi/L	09/30/24 07:34	13982-63-3	
	Pace Analytical Services - Greensburg					
Radium-228	EPA 9320	**0.214U ± 0.336 (0.729) C:88% T:84%**	pCi/L	09/26/24 15:00	15262-20-1	
	Pace Analytical Services - Greensburg					
Total Radium	Total Radium Calculation	**0.882U ± 0.555 (0.940)**	pCi/L	10/02/24 14:32	7440-14-4	

REPORT OF LABORATORY ANALYSIS

This report shall not be reproduced, except in full,
without the written consent of Pace Analytical Services, LLC.

Pace Analytical Services, LLC
9800 Kincey Ave. Suite 100
Huntersville, NC 28078
(704)875-9092

ANALYTICAL RESULTS - RADIOCHEMISTRY

Project: Plant Bowen AP-1 RADS
Pace Project No.: 92748210

Sample: BOW-BGWC-20 **Lab ID: 92748210034** Collected: 08/20/24 11:18 Received: 08/23/24 15:51 Matrix: Water
PWS: Site ID: Sample Type:

Parameters	Method	Act ± Unc (MDC) Carr Trac	Units	Analyzed	CAS No.	Qual
	Pace Analytical Services - Greensburg					
Radium-226	EPA 9315	**0.356U ± 0.254 (0.456) C:87% T:NA**	pCi/L	09/13/24 15:22	13982-63-3	
	Pace Analytical Services - Greensburg					
Radium-228	EPA 9320	**0.623U ± 0.456 (0.894) C:80% T:81%**	pCi/L	09/12/24 14:21	15262-20-1	
	Pace Analytical Services - Greensburg					
Total Radium	Total Radium Calculation	**0.979U ± 0.710 (1.35)**	pCi/L	09/16/24 16:11	7440-14-4	

REPORT OF LABORATORY ANALYSIS

This report shall not be reproduced, except in full,
without the written consent of Pace Analytical Services, LLC.

Pace Analytical Services, LLC
9800 Kincey Ave. Suite 100
Huntersville, NC 28078
(704)875-9092

ANALYTICAL RESULTS - RADIOCHEMISTRY

Project: Plant Bowen AP-1 RADS
Pace Project No.: 92748210

Sample: BOW-BGWC-25 **Lab ID: 92748210035** Collected: 08/20/24 14:46 Received: 08/23/24 15:51 Matrix: Water
PWS: Site ID: Sample Type:

Parameters	Method	Act ± Unc (MDC) Carr Trac	Units	Analyzed	CAS No.	Qual
	Pace Analytical Services - Greensburg					
Radium-226	EPA 9315	**0.220U ± 0.191 (0.351) C:89% T:NA**	pCi/L	09/13/24 15:22	13982-63-3	
	Pace Analytical Services - Greensburg					
Radium-228	EPA 9320	**0.0263U ± 0.414 (0.947) C:82% T:85%**	pCi/L	09/12/24 14:21	15262-20-1	
	Pace Analytical Services - Greensburg					
Total Radium	Total Radium Calculation	**0.246U ± 0.605 (1.30)**	pCi/L	09/16/24 16:11	7440-14-4	

REPORT OF LABORATORY ANALYSIS

This report shall not be reproduced, except in full,
without the written consent of Pace Analytical Services, LLC.

Pace Analytical Services, LLC
9800 Kincey Ave. Suite 100
Huntersville, NC 28078
(704)875-9092

ANALYTICAL RESULTS - RADIOCHEMISTRY

Project: Plant Bowen AP-1 RADS
Pace Project No.: 92748210

Sample: BOW-BGWC-34D **Lab ID: 92748210036** Collected: 08/20/24 13:56 Received: 08/23/24 15:51 Matrix: Water
PWS: Site ID: Sample Type:

Parameters	Method	Act ± Unc (MDC) Carr Trac	Units	Analyzed	CAS No.	Qual
	Pace Analytical Services - Greensburg					
Radium-226	EPA 9315	**1.33 ± 0.435 (0.447) C:86% T:NA**	pCi/L	09/13/24 15:34	13982-63-3	
	Pace Analytical Services - Greensburg					
Radium-228	EPA 9320	**0.367U ± 0.368 (0.759) C:81% T:83%**	pCi/L	09/12/24 14:21	15262-20-1	
	Pace Analytical Services - Greensburg					
Total Radium	Total Radium Calculation	**1.70 ± 0.803 (1.21)**	pCi/L	09/16/24 16:11	7440-14-4	

REPORT OF LABORATORY ANALYSIS

This report shall not be reproduced, except in full,
without the written consent of Pace Analytical Services, LLC.

Pace Analytical Services, LLC
9800 Kincey Ave. Suite 100
Huntersville, NC 28078
(704)875-9092

ANALYTICAL RESULTS - RADIOCHEMISTRY

Project: Plant Bowen AP-1 RADS
Pace Project No.: 92748210

Sample: BOW-BGWC-36D **Lab ID: 92748210037** Collected: 08/20/24 11:56 Received: 08/23/24 10:05 Matrix: Water
PWS: Site ID: Sample Type:

Parameters	Method	Act ± Unc (MDC) Carr Trac	Units	Analyzed	CAS No.	Qual
	Pace Analytical Services - Greensburg					
Radium-226	EPA 9315	**0.337U ± 0.231 (0.388) C:86% T:NA**	pCi/L	09/13/24 15:34	13982-63-3	
	Pace Analytical Services - Greensburg					
Radium-228	EPA 9320	**0.558U ± 0.381 (0.721) C:80% T:79%**	pCi/L	09/12/24 14:21	15262-20-1	
	Pace Analytical Services - Greensburg					
Total Radium	Total Radium Calculation	**0.895U ± 0.612 (1.11)**	pCi/L	09/16/24 16:11	7440-14-4	

REPORT OF LABORATORY ANALYSIS

This report shall not be reproduced, except in full,
without the written consent of Pace Analytical Services, LLC.

Pace Analytical Services, LLC
9800 Kincey Ave. Suite 100
Huntersville, NC 28078
(704)875-9092

ANALYTICAL RESULTS - RADIOCHEMISTRY

Project: Plant Bowen AP-1 RADS
Pace Project No.: 92748210

Sample: BOW-BGWC-40 **Lab ID: 92748210038** Collected: 08/20/24 15:12 Received: 08/23/24 10:05 Matrix: Water
PWS: Site ID: Sample Type:

Parameters	Method	Act ± Unc (MDC) Carr Trac	Units	Analyzed	CAS No.	Qual
	Pace Analytical Services - Greensburg					
Radium-226	EPA 9315	**0.0394U ± 0.168 (0.422) C:88% T:NA**	pCi/L	09/13/24 15:35	13982-63-3	
	Pace Analytical Services - Greensburg					
Radium-228	EPA 9320	**0.231U ± 0.296 (0.627) C:81% T:89%**	pCi/L	09/12/24 14:22	15262-20-1	
	Pace Analytical Services - Greensburg					
Total Radium	Total Radium Calculation	**0.270U ± 0.464 (1.05)**	pCi/L	09/16/24 16:11	7440-14-4	

REPORT OF LABORATORY ANALYSIS

This report shall not be reproduced, except in full,
without the written consent of Pace Analytical Services, LLC.

Pace Analytical Services, LLC
9800 Kincey Ave. Suite 100
Huntersville, NC 28078
(704)875-9092

ANALYTICAL RESULTS - RADIOCHEMISTRY

Project: Plant Bowen AP-1 RADS
Pace Project No.: 92748210

Sample: BOW-BGWC-42D **Lab ID: 92748210039** Collected: 08/20/24 14:39 Received: 08/23/24 10:05 Matrix: Water
PWS: Site ID: Sample Type:

Parameters	Method	Act ± Unc (MDC) Carr Trac	Units	Analyzed	CAS No.	Qual
	Pace Analytical Services - Greensburg					
Radium-226	EPA 9315	**0.170U ± 0.182 (0.366) C:86% T:NA**	pCi/L	09/13/24 15:35	13982-63-3	
	Pace Analytical Services - Greensburg					
Radium-228	EPA 9320	**0.373U ± 0.342 (0.693) C:82% T:84%**	pCi/L	09/12/24 14:22	15262-20-1	
	Pace Analytical Services - Greensburg					
Total Radium	Total Radium Calculation	**0.543U ± 0.524 (1.06)**	pCi/L	09/16/24 16:11	7440-14-4	

REPORT OF LABORATORY ANALYSIS

This report shall not be reproduced, except in full,
without the written consent of Pace Analytical Services, LLC.

Pace Analytical Services, LLC
9800 Kincey Ave. Suite 100
Huntersville, NC 28078
(704)875-9092

ANALYTICAL RESULTS - RADIOCHEMISTRY

Project: Plant Bowen AP-1 RADS
Pace Project No.: 92748210

Sample: BOW-BGWC-51 **Lab ID: 92748210040** Collected: 08/20/24 11:22 Received: 08/23/24 10:05 Matrix: Water
PWS: Site ID: Sample Type:

Parameters	Method	Act ± Unc (MDC) Carr Trac	Units	Analyzed	CAS No.	Qual
	Pace Analytical Services - Greensburg					
Radium-226	EPA 9315	**0.0308U ± 0.139 (0.356) C:92% T:NA**	pCi/L	09/13/24 15:35	13982-63-3	
	Pace Analytical Services - Greensburg					
Radium-228	EPA 9320	**0.237U ± 0.339 (0.729) C:79% T:84%**	pCi/L	09/12/24 14:22	15262-20-1	
	Pace Analytical Services - Greensburg					
Total Radium	Total Radium Calculation	**0.268U ± 0.478 (1.09)**	pCi/L	09/16/24 16:11	7440-14-4	

REPORT OF LABORATORY ANALYSIS

This report shall not be reproduced, except in full,
without the written consent of Pace Analytical Services, LLC.

Pace Analytical Services, LLC
9800 Kincey Ave. Suite 100
Huntersville, NC 28078
(704)875-9092

ANALYTICAL RESULTS - RADIOCHEMISTRY

Project: Plant Bowen AP-1 RADS
Pace Project No.: 92748210

Sample: BOW-BGWC-52 **Lab ID: 92748210041** Collected: 08/20/24 13:34 Received: 08/23/24 10:05 Matrix: Water
PWS: Site ID: Sample Type:

Parameters	Method	Act ± Unc (MDC) Carr Trac	Units	Analyzed	CAS No.	Qual
	Pace Analytical Services - Greensburg					
Radium-226	EPA 9315	**0.0346U ± 0.157 (0.394) C:89% T:NA**	pCi/L	09/13/24 15:35	13982-63-3	
	Pace Analytical Services - Greensburg					
Radium-228	EPA 9320	**0.340U ± 0.411 (0.873) C:82% T:90%**	pCi/L	09/12/24 14:22	15262-20-1	
	Pace Analytical Services - Greensburg					
Total Radium	Total Radium Calculation	**0.375U ± 0.568 (1.27)**	pCi/L	09/16/24 16:11	7440-14-4	

REPORT OF LABORATORY ANALYSIS

This report shall not be reproduced, except in full,
without the written consent of Pace Analytical Services, LLC.

Pace Analytical Services, LLC
9800 Kincey Ave. Suite 100
Huntersville, NC 28078
(704)875-9092

ANALYTICAL RESULTS - RADIOCHEMISTRY

Project: Plant Bowen AP-1 RADS
Pace Project No.: 92748210

Sample: BOW-AP1-FD-10 **Lab ID: 92748210042** Collected: 08/20/24 00:00 Received: 08/23/24 10:05 Matrix: Water
PWS: Site ID: Sample Type:

Parameters	Method	Act ± Unc (MDC) Carr Trac	Units	Analyzed	CAS No.	Qual
	Pace Analytical Services - Greensburg					
Radium-226	EPA 9315	**0.0642U ± 0.199 (0.479) C:90% T:NA**	pCi/L	09/13/24 15:29	13982-63-3	
	Pace Analytical Services - Greensburg					
Radium-228	EPA 9320	**-0.152U ± 0.365 (0.870) C:81% T:87%**	pCi/L	09/12/24 14:22	15262-20-1	
	Pace Analytical Services - Greensburg					
Total Radium	Total Radium Calculation	**0.0642U ± 0.564 (1.35)**	pCi/L	09/16/24 16:11	7440-14-4	

This report shall not be reproduced, except in full,
without the written consent of Pace Analytical Services, LLC.

Pace Analytical Services, LLC
9800 Kincey Ave. Suite 100
Huntersville, NC 28078
(704)875-9092

ANALYTICAL RESULTS - RADIOCHEMISTRY

Project: Plant Bowen AP-1 RADS
Pace Project No.: 92748210

Sample: BOW-AP1-FB-10 **Lab ID: 92748210043** Collected: 08/20/24 15:04 Received: 08/23/24 10:05 Matrix: Water
PWS: Site ID: Sample Type:

Parameters	Method	Act ± Unc (MDC) Carr Trac	Units	Analyzed	CAS No.	Qual
	Pace Analytical Services - Greensburg					
Radium-226	EPA 9315	**0.0752U ± 0.195 (0.465) C:89% T:NA**	pCi/L	09/13/24 15:29	13982-63-3	
	Pace Analytical Services - Greensburg					
Radium-228	EPA 9320	**0.405U ± 0.402 (0.833) C:84% T:86%**	pCi/L	09/12/24 14:22	15262-20-1	
	Pace Analytical Services - Greensburg					
Total Radium	Total Radium Calculation	**0.480U ± 0.597 (1.30)**	pCi/L	09/16/24 16:11	7440-14-4	

REPORT OF LABORATORY ANALYSIS

This report shall not be reproduced, except in full,
without the written consent of Pace Analytical Services, LLC.

Pace Analytical Services, LLC
9800 Kincey Ave. Suite 100
Huntersville, NC 28078
(704)875-9092

ANALYTICAL RESULTS - RADIOCHEMISTRY

Project: Plant Bowen AP-1 RADS
Pace Project No.: 92748210

Sample: BOW-AP1-EB-10 **Lab ID: 92748210044** Collected: 08/20/24 15:15 Received: 08/23/24 10:05 Matrix: Water
PWS: Site ID: Sample Type:

Parameters	Method	Act ± Unc (MDC) Carr Trac	Units	Analyzed	CAS No.	Qual
	Pace Analytical Services - Greensburg					
Radium-226	EPA 9315	**-0.202U ± 0.132 (0.480) C:93% T:NA**	pCi/L	09/13/24 15:29	13982-63-3	
	Pace Analytical Services - Greensburg					
Radium-228	EPA 9320	**-0.0946U ± 0.359 (0.851) C:82% T:89%**	pCi/L	09/12/24 14:22	15262-20-1	
	Pace Analytical Services - Greensburg					
Total Radium	Total Radium Calculation	**0.000U ± 0.491 (1.33)**	pCi/L	09/16/24 16:11	7440-14-4	

REPORT OF LABORATORY ANALYSIS

This report shall not be reproduced, except in full,
without the written consent of Pace Analytical Services, LLC.

Pace Analytical Services, LLC
9800 Kincey Ave. Suite 100
Huntersville, NC 28078
(704)875-9092

ANALYTICAL RESULTS - RADIOCHEMISTRY

Project: Plant Bowen AP-1 RADS
Pace Project No.: 92748210

Sample: BOW-BGWA-2 **Lab ID: 92748210045** Collected: 08/21/24 15:12 Received: 08/23/24 10:05 Matrix: Water
PWS: Site ID: Sample Type:

Parameters	Method	Act ± Unc (MDC) Carr Trac	Units	Analyzed	CAS No.	Qual
	Pace Analytical Services - Greensburg					
Radium-226	EPA 9315	**0.336U ± 0.265 (0.478) C:96% T:NA**	pCi/L	09/17/24 08:12	13982-63-3	
	Pace Analytical Services - Greensburg					
Radium-228	EPA 9320	**0.363U ± 0.381 (0.794) C:81% T:89%**	pCi/L	09/12/24 14:20	15262-20-1	
	Pace Analytical Services - Greensburg					
Total Radium	Total Radium Calculation	**0.699U ± 0.646 (1.27)**	pCi/L	09/17/24 15:43	7440-14-4	

REPORT OF LABORATORY ANALYSIS

This report shall not be reproduced, except in full,
without the written consent of Pace Analytical Services, LLC.

Pace Analytical Services, LLC
9800 Kincey Ave. Suite 100
Huntersville, NC 28078
(704)875-9092

ANALYTICAL RESULTS - RADIOCHEMISTRY

Project: Plant Bowen AP-1 RADS
Pace Project No.: 92748210

Sample: BOW-BGWA-29 **Lab ID: 92748210046** Collected: 08/21/24 11:12 Received: 08/23/24 10:05 Matrix: Water
PWS: Site ID: Sample Type:

Parameters	Method	Act ± Unc (MDC) Carr Trac	Units	Analyzed	CAS No.	Qual
	Pace Analytical Services - Greensburg					
Radium-226	EPA 9315	**0.0188U ± 0.0836 (0.212) C:91% T:NA**	pCi/L	09/30/24 07:34	13982-63-3	
	Pace Analytical Services - Greensburg					
Radium-228	EPA 9320	**0.704U ± 0.501 (0.976) C:76% T:76%**	pCi/L	10/01/24 11:40	15262-20-1	
	Pace Analytical Services - Greensburg					
Total Radium	Total Radium Calculation	**0.723U ± 0.585 (1.19)**	pCi/L	10/02/24 14:32	7440-14-4	

REPORT OF LABORATORY ANALYSIS

This report shall not be reproduced, except in full,
without the written consent of Pace Analytical Services, LLC.

Pace Analytical Services, LLC
9800 Kincey Ave. Suite 100
Huntersville, NC 28078
(704)875-9092

ANALYTICAL RESULTS - RADIOCHEMISTRY

Project: Plant Bowen AP-1 RADS
Pace Project No.: 92748210

Sample: BOW-BGWC-22 **Lab ID: 92748210047** Collected: 08/21/24 12:59 Received: 08/23/24 10:05 Matrix: Water
PWS: Site ID: Sample Type:

Parameters	Method	Act ± Unc (MDC) Carr Trac	Units	Analyzed	CAS No.	Qual
	Pace Analytical Services - Greensburg					
Radium-226	EPA 9315	**0.618 ± 0.234 (0.276) C:94% T:NA**	pCi/L	09/17/24 08:12	13982-63-3	
	Pace Analytical Services - Greensburg					
Radium-228	EPA 9320	**0.881 ± 0.484 (0.880) C:77% T:80%**	pCi/L	09/12/24 14:20	15262-20-1	
	Pace Analytical Services - Greensburg					
Total Radium	Total Radium Calculation	**1.50 ± 0.718 (1.16)**	pCi/L	09/17/24 15:43	7440-14-4	

REPORT OF LABORATORY ANALYSIS

This report shall not be reproduced, except in full,
without the written consent of Pace Analytical Services, LLC.

Pace Analytical Services, LLC
9800 Kincey Ave. Suite 100
Huntersville, NC 28078
(704)875-9092

ANALYTICAL RESULTS - RADIOCHEMISTRY

Project: Plant Bowen AP-1 RADS
Pace Project No.: 92748210

Sample: BOW-BGWC-24 **Lab ID: 92748210048** Collected: 08/21/24 15:41 Received: 08/23/24 10:05 Matrix: Water
PWS: Site ID: Sample Type:

Parameters	Method	Act ± Unc (MDC) Carr Trac	Units	Analyzed	CAS No.	Qual
	Pace Analytical Services - Greensburg					
Radium-226	EPA 9315	**0.411 ± 0.202 (0.308) C:89% T:NA**	pCi/L	09/17/24 08:15	13982-63-3	
	Pace Analytical Services - Greensburg					
Radium-228	EPA 9320	**0.580U ± 0.411 (0.799) C:82% T:80%**	pCi/L	09/12/24 14:20	15262-20-1	
	Pace Analytical Services - Greensburg					
Total Radium	Total Radium Calculation	**0.991U ± 0.613 (1.11)**	pCi/L	09/17/24 15:43	7440-14-4	

REPORT OF LABORATORY ANALYSIS

This report shall not be reproduced, except in full,
without the written consent of Pace Analytical Services, LLC.

Pace Analytical Services, LLC
9800 Kincey Ave. Suite 100
Huntersville, NC 28078
(704)875-9092

ANALYTICAL RESULTS - RADIOCHEMISTRY

Project: Plant Bowen AP-1 RADS
Pace Project No.: 92748210

Sample: BOW-BGWC-32 **Lab ID: 92748210049** Collected: 08/21/24 10:28 Received: 08/23/24 10:05 Matrix: Water
PWS: Site ID: Sample Type:

Parameters	Method	Act ± Unc (MDC) Carr Trac	Units	Analyzed	CAS No.	Qual
	Pace Analytical Services - Greensburg					
Radium-226	EPA 9315	**0.663 ± 0.231 (0.169) C:87% T:NA**	pCi/L	09/17/24 08:22	13982-63-3	
	Pace Analytical Services - Greensburg					
Radium-228	EPA 9320	**0.529U ± 0.414 (0.819) C:81% T:76%**	pCi/L	09/12/24 14:20	15262-20-1	
	Pace Analytical Services - Greensburg					
Total Radium	Total Radium Calculation	**1.19 ± 0.645 (0.988)**	pCi/L	09/17/24 15:43	7440-14-4	

REPORT OF LABORATORY ANALYSIS

This report shall not be reproduced, except in full,
without the written consent of Pace Analytical Services, LLC.

Pace Analytical Services, LLC
9800 Kincey Ave. Suite 100
Huntersville, NC 28078
(704)875-9092

ANALYTICAL RESULTS - RADIOCHEMISTRY

Project: Plant Bowen AP-1 RADS
Pace Project No.: 92748210

Sample: BOW-BGWC-41D **Lab ID: 92748210050** Collected: 08/21/24 15:00 Received: 08/23/24 10:05 Matrix: Water
PWS: Site ID: Sample Type:

Parameters	Method	Act ± Unc (MDC) Carr Trac	Units	Analyzed	CAS No.	Qual
	Pace Analytical Services - Greensburg					
Radium-226	EPA 9315	**0.879 ± 0.271 (0.223) C:93% T:NA**	pCi/L	09/17/24 08:22	13982-63-3	
	Pace Analytical Services - Greensburg					
Radium-228	EPA 9320	**1.43 ± 0.539 (0.807) C:75% T:83%**	pCi/L	09/12/24 14:20	15262-20-1	
	Pace Analytical Services - Greensburg					
Total Radium	Total Radium Calculation	**2.31 ± 0.810 (1.03)**	pCi/L	09/17/24 15:43	7440-14-4	

REPORT OF LABORATORY ANALYSIS

This report shall not be reproduced, except in full,
without the written consent of Pace Analytical Services, LLC.

Pace Analytical Services, LLC
9800 Kincey Ave. Suite 100
Huntersville, NC 28078
(704)875-9092

ANALYTICAL RESULTS - RADIOCHEMISTRY

Project: Plant Bowen AP-1 RADS
Pace Project No.: 92748210

Sample: BOW-BGWC-43D **Lab ID: 92748210051** Collected: 08/21/24 15:40 Received: 08/23/24 10:05 Matrix: Water
PWS: Site ID: Sample Type:

Parameters	Method	Act ± Unc (MDC) Carr Trac	Units	Analyzed	CAS No.	Qual
	Pace Analytical Services - Greensburg					
Radium-226	EPA 9315	**0.606 ± 0.244 (0.290) C:88% T:NA**	pCi/L	09/17/24 08:18	13982-63-3	
	Pace Analytical Services - Greensburg					
Radium-228	EPA 9320	**0.606U ± 0.357 (0.639) C:80% T:84%**	pCi/L	09/13/24 14:28	15262-20-1	
	Pace Analytical Services - Greensburg					
Total Radium	Total Radium Calculation	**1.21 ± 0.601 (0.929)**	pCi/L	09/17/24 15:43	7440-14-4	

REPORT OF LABORATORY ANALYSIS

This report shall not be reproduced, except in full,
without the written consent of Pace Analytical Services, LLC.

Pace Analytical Services, LLC
9800 Kincey Ave. Suite 100
Huntersville, NC 28078
(704)875-9092

ANALYTICAL RESULTS - RADIOCHEMISTRY

Project: Plant Bowen AP-1 RADS
Pace Project No.: 92748210

Sample: BOW-BGWC-49D **Lab ID: 92748210052** Collected: 08/21/24 13:33 Received: 08/23/24 10:05 Matrix: Water
PWS: Site ID: Sample Type:

Parameters	Method	Act ± Unc (MDC) Carr Trac	Units	Analyzed	CAS No.	Qual
	Pace Analytical Services - Greensburg					
Radium-226	EPA 9315	**0.984 ± 0.299 (0.283) C:94% T:NA**	pCi/L	09/17/24 08:18	13982-63-3	
	Pace Analytical Services - Greensburg					
Radium-228	EPA 9320	**1.90 ± 0.605 (0.760) C:78% T:76%**	pCi/L	09/13/24 14:28	15262-20-1	
	Pace Analytical Services - Greensburg					
Total Radium	Total Radium Calculation	**2.88 ± 0.904 (1.04)**	pCi/L	09/17/24 15:43	7440-14-4	

REPORT OF LABORATORY ANALYSIS

This report shall not be reproduced, except in full,
without the written consent of Pace Analytical Services, LLC.

Pace Analytical Services, LLC
9800 Kincey Ave. Suite 100
Huntersville, NC 28078
(704)875-9092

ANALYTICAL RESULTS - RADIOCHEMISTRY

Project: Plant Bowen AP-1 RADS
Pace Project No.: 92748210

Sample: BOW-AP1-FD-11 **Lab ID: 92748210053** Collected: 08/21/24 00:00 Received: 08/23/24 10:05 Matrix: Water
PWS: Site ID: Sample Type:

Parameters	Method	Act ± Unc (MDC) Carr Trac	Units	Analyzed	CAS No.	Qual
	Pace Analytical Services - Greensburg					
Radium-226	EPA 9315	**0.0636U ± 0.118 (0.269) C:91% T:NA**	pCi/L	09/17/24 08:18	13982-63-3	
	Pace Analytical Services - Greensburg					
Radium-228	EPA 9320	**0.665U ± 0.389 (0.712) C:79% T:87%**	pCi/L	09/13/24 14:28	15262-20-1	
	Pace Analytical Services - Greensburg					
Total Radium	Total Radium Calculation	**0.729U ± 0.507 (0.981)**	pCi/L	09/17/24 15:43	7440-14-4	

REPORT OF LABORATORY ANALYSIS

This report shall not be reproduced, except in full,
without the written consent of Pace Analytical Services, LLC.

Pace Analytical Services, LLC
9800 Kincey Ave. Suite 100
Huntersville, NC 28078
(704)875-9092

ANALYTICAL RESULTS - RADIOCHEMISTRY

Project: Plant Bowen AP-1 RADS
Pace Project No.: 92748210

Sample: BOW-AP1-FB-11 **Lab ID: 92748210054** Collected: 08/21/24 16:53 Received: 08/23/24 10:05 Matrix: Water
PWS: Site ID: Sample Type:

Parameters	Method	Act ± Unc (MDC) Carr Trac	Units	Analyzed	CAS No.	Qual
	Pace Analytical Services - Greensburg					
Radium-226	EPA 9315	**-0.0124U ± 0.0911 (0.262) C:81% T:NA**	pCi/L	09/17/24 08:15	13982-63-3	
	Pace Analytical Services - Greensburg					
Radium-228	EPA 9320	**-0.0152U ± 0.347 (0.806) C:85% T:89%**	pCi/L	09/13/24 14:28	15262-20-1	
	Pace Analytical Services - Greensburg					
Total Radium	Total Radium Calculation	**0.000U ± 0.438 (1.07)**	pCi/L	09/17/24 15:43	7440-14-4	

REPORT OF LABORATORY ANALYSIS

This report shall not be reproduced, except in full,
without the written consent of Pace Analytical Services, LLC.

Pace Analytical Services, LLC
9800 Kincey Ave. Suite 100
Huntersville, NC 28078
(704)875-9092

ANALYTICAL RESULTS - RADIOCHEMISTRY

Project: Plant Bowen AP-1 RADS
Pace Project No.: 92748210

Sample: BOW-AP1-EB-11 **Lab ID: 92748210055** Collected: 08/21/24 17:04 Received: 08/23/24 10:05 Matrix: Water
PWS: Site ID: Sample Type:

Parameters	Method	Act ± Unc (MDC) Carr Trac	Units	Analyzed	CAS No.	Qual
	Pace Analytical Services - Greensburg					
Radium-226	EPA 9315	**0.00756U ± 0.0900 (0.247) C:85% T:NA**	pCi/L	09/17/24 08:16	13982-63-3	
	Pace Analytical Services - Greensburg					
Radium-228	EPA 9320	**0.200U ± 0.393 (0.863) C:78% T:86%**	pCi/L	09/13/24 14:28	15262-20-1	
	Pace Analytical Services - Greensburg					
Total Radium	Total Radium Calculation	**0.208U ± 0.483 (1.11)**	pCi/L	09/17/24 15:43	7440-14-4	

REPORT OF LABORATORY ANALYSIS

This report shall not be reproduced, except in full,
without the written consent of Pace Analytical Services, LLC.

Pace Analytical Services, LLC
9800 Kincey Ave. Suite 100
Huntersville, NC 28078
(704)875-9092

QUALITY CONTROL - RADIOCHEMISTRY

Project: Plant Bowen AP-1 RADS
Pace Project No.: 92748210

QC Batch: 693286
QC Batch Method: EPA 9320
Analysis Method: EPA 9320
Analysis Description: 9320 Radium 228
Laboratory: Pace Analytical Services - Greensburg
Associated Lab Samples: 92748210023, 92748210024, 92748210025, 92748210026, 92748210034, 92748210035, 92748210036, 92748210037, 92748210038, 92748210039, 92748210040, 92748210041, 92748210042, 92748210043, 92748210044, 92748210045, 92748210047, 92748210048, 92748210049, 92748210050

METHOD BLANK: 3375859
Matrix: Water
Associated Lab Samples: 92748210023, 92748210024, 92748210025, 92748210026, 92748210034, 92748210035, 92748210036, 92748210037, 92748210038, 92748210039, 92748210040, 92748210041, 92748210042, 92748210043, 92748210044, 92748210045, 92748210047, 92748210048, 92748210049, 92748210050

Parameter	Act ± Unc (MDC) Carr Trac	Units	Analyzed	Qualifiers
Radium-228	0.0923 ± 0.275 (0.621) C:86% T:88%	pCi/L	09/12/24 14:21	

Results presented on this page are in the units indicated by the "Units" column except where an alternate unit is presented to the right of the result.

REPORT OF LABORATORY ANALYSIS

This report shall not be reproduced, except in full,
without the written consent of Pace Analytical Services, LLC.

Pace Analytical Services, LLC
9800 Kincey Ave. Suite 100
Huntersville, NC 28078
(704)875-9092

QUALITY CONTROL - RADIOCHEMISTRY

Project: Plant Bowen AP-1 RADS
Pace Project No.: 92748210

QC Batch: 693372
QC Batch Method: EPA 9315
Analysis Method: EPA 9315
Analysis Description: 9315 Total Radium
Laboratory: Pace Analytical Services - Greensburg
Associated Lab Samples: 92748210023, 92748210024, 92748210025, 92748210026, 92748210034, 92748210035, 92748210036, 92748210037, 92748210038, 92748210039, 92748210040, 92748210041, 92748210042, 92748210043, 92748210044

METHOD BLANK: 3376218
Matrix: Water
Associated Lab Samples: 92748210023, 92748210024, 92748210025, 92748210026, 92748210034, 92748210035, 92748210036, 92748210037, 92748210038, 92748210039, 92748210040, 92748210041, 92748210042, 92748210043, 92748210044

Parameter	Act ± Unc (MDC) Carr Trac	Units	Analyzed	Qualifiers
Radium-226	-0.0491 ± 0.141 (0.426) C:82% T:NA	pCi/L	09/13/24 15:20	

Results presented on this page are in the units indicated by the "Units" column except where an alternate unit is presented to the right of the result.

REPORT OF LABORATORY ANALYSIS

This report shall not be reproduced, except in full,
without the written consent of Pace Analytical Services, LLC.

Pace Analytical Services, LLC
9800 Kincey Ave. Suite 100
Huntersville, NC 28078
(704)875-9092

QUALITY CONTROL - RADIOCHEMISTRY

Project: Plant Bowen AP-1 RADS
Pace Project No.: 92748210

QC Batch: 695873
QC Batch Method: EPA 9315
Analysis Method: EPA 9315
Analysis Description: 9315 Total Radium
Laboratory: Pace Analytical Services - Greensburg
Associated Lab Samples: 92748210022, 92748210027, 92748210028, 92748210029, 92748210030, 92748210031, 92748210032, 92748210033, 92748210046

METHOD BLANK: 3389000 Matrix: Water
Associated Lab Samples: 92748210022, 92748210027, 92748210028, 92748210029, 92748210030, 92748210031, 92748210032, 92748210033, 92748210046

Parameter	Act ± Unc (MDC) Carr Trac	Units	Analyzed	Qualifiers
Radium-226	0.0102 ± 0.0929 (0.242) C:82% T:NA	pCi/L	09/30/24 07:28	

Results presented on this page are in the units indicated by the "Units" column except where an alternate unit is presented to the right of the result.

REPORT OF LABORATORY ANALYSIS

This report shall not be reproduced, except in full,
without the written consent of Pace Analytical Services, LLC.

Pace Analytical Services, LLC
9800 Kincey Ave. Suite 100
Huntersville, NC 28078
(704)875-9092

QUALITY CONTROL - RADIOCHEMISTRY

Project: Plant Bowen AP-1 RADS
Pace Project No.: 92748210

QC Batch: 691960
QC Batch Method: EPA 9320
Analysis Method: EPA 9320
Analysis Description: 9320 Radium 228
Laboratory: Pace Analytical Services - Greensburg
Associated Lab Samples: 92748210018, 92748210019, 92748210020, 92748210021

METHOD BLANK: 3369428 Matrix: Water
Associated Lab Samples: 92748210018, 92748210019, 92748210020, 92748210021

Parameter	Act ± Unc (MDC) Carr Trac	Units	Analyzed	Qualifiers
Radium-228	0.161 ± 0.318 (0.699) C:84% T:86%	pCi/L	09/11/24 14:00	

Results presented on this page are in the units indicated by the "Units" column except where an alternate unit is presented to the right of the result.

REPORT OF LABORATORY ANALYSIS

This report shall not be reproduced, except in full,
without the written consent of Pace Analytical Services, LLC.

Pace Analytical Services, LLC
9800 Kincey Ave. Suite 100
Huntersville, NC 28078
(704)875-9092

QUALITY CONTROL - RADIOCHEMISTRY

Project: Plant Bowen AP-1 RADS
Pace Project No.: 92748210

QC Batch: 690931
QC Batch Method: EPA 9315
Analysis Method: EPA 9315
Analysis Description: 9315 Total Radium
Laboratory: Pace Analytical Services - Greensburg
Associated Lab Samples: 92748210001, 92748210002, 92748210003, 92748210004, 92748210005, 92748210006, 92748210007, 92748210008, 92748210009, 92748210010, 92748210011, 92748210012, 92748210013, 92748210014, 92748210015

METHOD BLANK: 3364353
Matrix: Water
Associated Lab Samples: 92748210001, 92748210002, 92748210003, 92748210004, 92748210005, 92748210006, 92748210007, 92748210008, 92748210009, 92748210010, 92748210011, 92748210012, 92748210013, 92748210014, 92748210015

Parameter	Act ± Unc (MDC) Carr Trac	Units	Analyzed	Qualifiers
Radium-226	-0.0717 ± 0.0872 (0.304) C:96% T:NA	pCi/L	09/09/24 08:13	

Results presented on this page are in the units indicated by the "Units" column except where an alternate unit is presented to the right of the result.

REPORT OF LABORATORY ANALYSIS

This report shall not be reproduced, except in full,
without the written consent of Pace Analytical Services, LLC.

Pace Analytical Services, LLC
9800 Kincey Ave. Suite 100
Huntersville, NC 28078
(704)875-9092

QUALITY CONTROL - RADIOCHEMISTRY

Project: Plant Bowen AP-1 RADS
Pace Project No.: 92748210

QC Batch: 691959
QC Batch Method: EPA 9320
Analysis Method: EPA 9320
Analysis Description: 9320 Radium 228
Laboratory: Pace Analytical Services - Greensburg
Associated Lab Samples: 92748210001, 92748210002, 92748210003, 92748210004, 92748210005, 92748210006, 92748210007, 92748210008, 92748210009, 92748210010, 92748210011, 92748210012, 92748210013, 92748210014, 92748210015, 92748210016, 92748210017

METHOD BLANK: 3369427
Matrix: Water
Associated Lab Samples: 92748210001, 92748210002, 92748210003, 92748210004, 92748210005, 92748210006, 92748210007, 92748210008, 92748210009, 92748210010, 92748210011, 92748210012, 92748210013, 92748210014, 92748210015, 92748210016, 92748210017

Parameter	Act ± Unc (MDC) Carr Trac	Units	Analyzed	Qualifiers
Radium-228	0.214 ± 0.291 (0.622) C:81% T:87%	pCi/L	09/04/24 12:04	

Results presented on this page are in the units indicated by the "Units" column except where an alternate unit is presented to the right of the result.

REPORT OF LABORATORY ANALYSIS

This report shall not be reproduced, except in full,
without the written consent of Pace Analytical Services, LLC.

Pace Analytical Services, LLC
9800 Kincey Ave. Suite 100
Huntersville, NC 28078
(704)875-9092

QUALITY CONTROL - RADIOCHEMISTRY

Project: Plant Bowen AP-1 RADS
Pace Project No.: 92748210

QC Batch: 695863 Analysis Method: EPA 9320
QC Batch Method: EPA 9320 Analysis Description: 9320 Radium 228
Laboratory: Pace Analytical Services - Greensburg
Associated Lab Samples: 92748210022, 92748210027, 92748210028, 92748210029, 92748210030

METHOD BLANK: 3388978 Matrix: Water
Associated Lab Samples: 92748210022, 92748210027, 92748210028, 92748210029, 92748210030

Parameter	Act ± Unc (MDC) Carr Trac	Units	Analyzed	Qualifiers
Radium-228	0.212 ± 0.332 (0.718) C:83% T:84%	pCi/L	09/26/24 14:32	

Results presented on this page are in the units indicated by the "Units" column except where an alternate unit is presented to the right of the result.

REPORT OF LABORATORY ANALYSIS

This report shall not be reproduced, except in full,
without the written consent of Pace Analytical Services, LLC.

Pace Analytical Services, LLC
9800 Kincey Ave. Suite 100
Huntersville, NC 28078
(704)875-9092

QUALITY CONTROL - RADIOCHEMISTRY

Project: Plant Bowen AP-1 RADS
Pace Project No.: 92748210

QC Batch: 693373
QC Batch Method: EPA 9315
Analysis Method: EPA 9315
Analysis Description: 9315 Total Radium
Laboratory: Pace Analytical Services - Greensburg
Associated Lab Samples: 92748210045, 92748210047, 92748210048, 92748210049, 92748210050, 92748210051, 92748210052, 92748210053, 92748210054, 92748210055

METHOD BLANK: 3376225 Matrix: Water
Associated Lab Samples: 92748210045, 92748210047, 92748210048, 92748210049, 92748210050, 92748210051, 92748210052, 92748210053, 92748210054, 92748210055

Parameter	Act ± Unc (MDC) Carr Trac	Units	Analyzed	Qualifiers
Radium-226	0.0336 ± 0.137 (0.338) C:89% T:NA	pCi/L	09/17/24 08:12	

Results presented on this page are in the units indicated by the "Units" column except where an alternate unit is presented to the right of the result.

REPORT OF LABORATORY ANALYSIS

This report shall not be reproduced, except in full,
without the written consent of Pace Analytical Services, LLC.

Pace Analytical Services, LLC
9800 Kincey Ave. Suite 100
Huntersville, NC 28078
(704)875-9092

QUALITY CONTROL - RADIOCHEMISTRY

Project: Plant Bowen AP-1 RADS
Pace Project No.: 92748210

QC Batch: 697039
QC Batch Method: EPA 9320
Analysis Method: EPA 9320
Analysis Description: 9320 Radium 228
Laboratory: Pace Analytical Services - Greensburg
Associated Lab Samples: 92748210031, 92748210032, 92748210033, 92748210046

METHOD BLANK: 3394379 Matrix: Water
Associated Lab Samples: 92748210031, 92748210032, 92748210033, 92748210046

Parameter	Act ± Unc (MDC) Carr Trac	Units	Analyzed	Qualifiers
Radium-228	0.0489 ± 0.301 (0.693) C:88% T:88%	pCi/L	09/26/24 15:01	

Results presented on this page are in the units indicated by the "Units" column except where an alternate unit is presented to the right of the result.

REPORT OF LABORATORY ANALYSIS

This report shall not be reproduced, except in full,
without the written consent of Pace Analytical Services, LLC.

Pace Analytical Services, LLC
9800 Kincey Ave. Suite 100
Huntersville, NC 28078
(704)875-9092

QUALITY CONTROL - RADIOCHEMISTRY

Project: Plant Bowen AP-1 RADS
Pace Project No.: 92748210

QC Batch: 692081 Analysis Method: EPA 9315
QC Batch Method: EPA 9315 Analysis Description: 9315 Total Radium
Laboratory: Pace Analytical Services - Greensburg
Associated Lab Samples: 92748210016, 92748210017, 92748210018, 92748210019, 92748210020, 92748210021

METHOD BLANK: 3370042 Matrix: Water
Associated Lab Samples: 92748210016, 92748210017, 92748210018, 92748210019, 92748210020, 92748210021

Parameter	Act ± Unc (MDC) Carr Trac	Units	Analyzed	Qualifiers
Radium-226	-0.0188 ± 0.0803 (0.237) C:93% T:NA	pCi/L	09/13/24 15:25	

Results presented on this page are in the units indicated by the "Units" column except where an alternate unit is presented to the right of the result.

REPORT OF LABORATORY ANALYSIS

This report shall not be reproduced, except in full,
without the written consent of Pace Analytical Services, LLC.

Pace Analytical Services, LLC
9800 Kincey Ave. Suite 100
Huntersville, NC 28078
(704)875-9092

QUALITY CONTROL - RADIOCHEMISTRY

Project: Plant Bowen AP-1 RADS
Pace Project No.: 92748210

QC Batch: 693289 Analysis Method: EPA 9320
QC Batch Method: EPA 9320 Analysis Description: 9320 Radium 228
Laboratory: Pace Analytical Services - Greensburg
Associated Lab Samples: 92748210051, 92748210052, 92748210053, 92748210054, 92748210055

METHOD BLANK: 3375868 Matrix: Water
Associated Lab Samples: 92748210051, 92748210052, 92748210053, 92748210054, 92748210055

Parameter	Act ± Unc (MDC) Carr Trac	Units	Analyzed	Qualifiers
Radium-228	0.898 ± 0.418 (0.691) C:81% T:84%	pCi/L	09/13/24 14:28	

Results presented on this page are in the units indicated by the "Units" column except where an alternate unit is presented to the right of the result.

REPORT OF LABORATORY ANALYSIS

This report shall not be reproduced, except in full,
without the written consent of Pace Analytical Services, LLC.

Pace Analytical Services, LLC
9800 Kincey Ave. Suite 100
Huntersville, NC 28078
(704)875-9092

QUALIFIERS

Project: Plant Bowen AP-1 RADS
Pace Project No.: 92748210

DEFINITIONS

DF - Dilution Factor, if reported, represents the factor applied to the reported data due to dilution of the sample aliquot.

ND - Not Detected at or above adjusted reporting limit.

TNTC - Too Numerous To Count

J - Estimated concentration above the adjusted method detection limit and below the adjusted reporting limit.

MDL - Adjusted Method Detection Limit.

PQL - Practical Quantitation Limit.

RL - Reporting Limit - The lowest concentration value that meets project requirements for quantitative data with known precision and bias for a specific analyte in a specific matrix.

S - Surrogate

1,2-Diphenylhydrazine decomposes to and cannot be separated from Azobenzene using Method 8270. The result for each analyte is a combined concentration.

Consistent with EPA guidelines, unrounded data are displayed and have been used to calculate % recovery and RPD values.

LCS(D) - Laboratory Control Sample (Duplicate)

MS(D) - Matrix Spike (Duplicate)

DUP - Sample Duplicate

RPD - Relative Percent Difference

NC - Not Calculable.

SG - Silica Gel - Clean-Up

U - Indicates the compound was analyzed for, but not detected.

Acid preservation may not be appropriate for 2 Chloroethylvinyl ether.

A separate vial preserved to a pH of 4-5 is recommended in SW846 Chapter 4 for the analysis of Acrolein and Acrylonitrile by EPA Method 8260.

N-Nitrosodiphenylamine decomposes and cannot be separated from Diphenylamine using Method 8270. The result reported for each analyte is a combined concentration.

Reported results are not rounded until the final step prior to reporting. Therefore, calculated parameters that are typically reported as "Total" may vary slightly from the sum of the reported component parameters.

Act - Activity

Unc - Uncertainty: SDWA = 1.96 sigma count uncertainty, all other matrices = Expanded Uncertainty (95% confidence interval). Gamma Spec = Expanded Uncertainty (95.4% Confidence Interval)

(MDC) - Minimum Detectable Concentration

Trac - Tracer Recovery (%)

Carr - Carrier Recovery (%)

Pace Analytical is TNI accredited. Contact your Pace PM for the current list of accredited analytes.

TNI - The NELAC Institute.

This report shall not be reproduced, except in full,
without the written consent of Pace Analytical Services, LLC.

Pace Analytical Services, LLC
9800 Kincey Ave. Suite 100
Huntersville, NC 28078
(704)875-9092

QUALITY CONTROL DATA CROSS REFERENCE TABLE

Project: Plant Bowen AP-1 RADS
Pace Project No.: 92748210

Lab ID	Sample ID	QC Batch Method	QC Batch	Analytical Method	Analytical Batch
92748210001	**BOW-BGWA-47D**	EPA 9315	690931		
92748210002	**BOW-BGWA-48D**	EPA 9315	690931		
92748210003	**BOW-BGWA-6**	EPA 9315	690931		
92748210004	**BOW-BGWC-44D**	EPA 9315	690931		
92748210005	**BOW-AP1-FD-08**	EPA 9315	690931		
92748210006	**BOW-AP1-FB-08**	EPA 9315	690931		
92748210007	**BOW-AP1-EB-08**	EPA 9315	690931		
92748210008	**BOW-BGWC-7**	EPA 9315	690931		
92748210009	**BOW-BGWC-8**	EPA 9315	690931		
92748210010	**BOW-BGWC-14A**	EPA 9315	690931		
92748210011	**BOW-BGWC-50D**	EPA 9315	690931		
92748210012	**BOW-BGWC-16**	EPA 9315	690931		
92748210013	**BOW-BGWC-17**	EPA 9315	690931		
92748210014	**BOW-BGWC-18**	EPA 9315	690931		
92748210015	**BOW-BGWC-19**	EPA 9315	690931		
92748210016	**BOW-BGWC-31**	EPA 9315	692081		
92748210017	**BOW-AP1-FD-09**	EPA 9315	692081		
92748210018	**BOW-AP1-FB-09**	EPA 9315	692081		
92748210019	**BOW-AP1-EB-09**	EPA 9315	692081		
92748210020	**BOW-BGWC-9**	EPA 9315	692081		
92748210021	**BOW-BGWC-12**	EPA 9315	692081		
92748210022	**BOW-BGWC-21**	EPA 9315	695873		
92748210023	**BOW-BGWC-23**	EPA 9315	693372		
92748210024	**BOW-BGWC-30**	EPA 9315	693372		
92748210025	**BOW-BGWC-35D**	EPA 9315	693372		
92748210026	**BOW-BGWC-37D**	EPA 9315	693372		
92748210027	**BOW-BGWC-38D**	EPA 9315	695873		
92748210028	**BOW-BGWC-39**	EPA 9315	695873		
92748210029	**BOW-PZ-7**	EPA 9315	695873		
92748210030	**BOW-AP1-FD-12**	EPA 9315	695873		
92748210031	**BOW-AP1-FB-12**	EPA 9315	695873		
92748210032	**BOW-AP1-EB-12**	EPA 9315	695873		
92748210033	**BOW-BGWC-10**	EPA 9315	695873		
92748210034	**BOW-BGWC-20**	EPA 9315	693372		
92748210035	**BOW-BGWC-25**	EPA 9315	693372		
92748210036	**BOW-BGWC-34D**	EPA 9315	693372		
92748210037	**BOW-BGWC-36D**	EPA 9315	693372		
92748210038	**BOW-BGWC-40**	EPA 9315	693372		
92748210039	**BOW-BGWC-42D**	EPA 9315	693372		
92748210040	**BOW-BGWC-51**	EPA 9315	693372		
92748210041	**BOW-BGWC-52**	EPA 9315	693372		
92748210042	**BOW-AP1-FD-10**	EPA 9315	693372		
92748210043	**BOW-AP1-FB-10**	EPA 9315	693372		
92748210044	**BOW-AP1-EB-10**	EPA 9315	693372		
92748210045	**BOW-BGWA-2**	EPA 9315	693373		

REPORT OF LABORATORY ANALYSIS

This report shall not be reproduced, except in full,
without the written consent of Pace Analytical Services, LLC.

Pace Analytical Services, LLC
9800 Kincey Ave. Suite 100
Huntersville, NC 28078
(704)875-9092

QUALITY CONTROL DATA CROSS REFERENCE TABLE

Project: Plant Bowen AP-1 RADS
Pace Project No.: 92748210

Lab ID	Sample ID	QC Batch Method	QC Batch	Analytical Method	Analytical Batch
92748210046	**BOW-BGWA-29**	EPA 9315	695873		
92748210047	**BOW-BGWC-22**	EPA 9315	693373		
92748210048	**BOW-BGWC-24**	EPA 9315	693373		
92748210049	**BOW-BGWC-32**	EPA 9315	693373		
92748210050	**BOW-BGWC-41D**	EPA 9315	693373		
92748210051	**BOW-BGWC-43D**	EPA 9315	693373		
92748210052	**BOW-BGWC-49D**	EPA 9315	693373		
92748210053	**BOW-AP1-FD-11**	EPA 9315	693373		
92748210054	**BOW-AP1-FB-11**	EPA 9315	693373		
92748210055	**BOW-AP1-EB-11**	EPA 9315	693373		
92748210001	**BOW-BGWA-47D**	EPA 9320	691959		
92748210002	**BOW-BGWA-48D**	EPA 9320	691959		
92748210003	**BOW-BGWA-6**	EPA 9320	691959		
92748210004	**BOW-BGWC-44D**	EPA 9320	691959		
92748210005	**BOW-AP1-FD-08**	EPA 9320	691959		
92748210006	**BOW-AP1-FB-08**	EPA 9320	691959		
92748210007	**BOW-AP1-EB-08**	EPA 9320	691959		
92748210008	**BOW-BGWC-7**	EPA 9320	691959		
92748210009	**BOW-BGWC-8**	EPA 9320	691959		
92748210010	**BOW-BGWC-14A**	EPA 9320	691959		
92748210011	**BOW-BGWC-50D**	EPA 9320	691959		
92748210012	**BOW-BGWC-16**	EPA 9320	691959		
92748210013	**BOW-BGWC-17**	EPA 9320	691959		
92748210014	**BOW-BGWC-18**	EPA 9320	691959		
92748210015	**BOW-BGWC-19**	EPA 9320	691959		
92748210016	**BOW-BGWC-31**	EPA 9320	691959		
92748210017	**BOW-AP1-FD-09**	EPA 9320	691959		
92748210018	**BOW-AP1-FB-09**	EPA 9320	691960		
92748210019	**BOW-AP1-EB-09**	EPA 9320	691960		
92748210020	**BOW-BGWC-9**	EPA 9320	691960		
92748210021	**BOW-BGWC-12**	EPA 9320	691960		
92748210022	**BOW-BGWC-21**	EPA 9320	695863		
92748210023	**BOW-BGWC-23**	EPA 9320	693286		
92748210024	**BOW-BGWC-30**	EPA 9320	693286		
92748210025	**BOW-BGWC-35D**	EPA 9320	693286		
92748210026	**BOW-BGWC-37D**	EPA 9320	693286		
92748210027	**BOW-BGWC-38D**	EPA 9320	695863		
92748210028	**BOW-BGWC-39**	EPA 9320	695863		
92748210029	**BOW-PZ-7**	EPA 9320	695863		
92748210030	**BOW-AP1-FD-12**	EPA 9320	695863		
92748210031	**BOW-AP1-FB-12**	EPA 9320	697039		
92748210032	**BOW-AP1-EB-12**	EPA 9320	697039		
92748210033	**BOW-BGWC-10**	EPA 9320	697039		
92748210034	**BOW-BGWC-20**	EPA 9320	693286		
92748210035	**BOW-BGWC-25**	EPA 9320	693286		

REPORT OF LABORATORY ANALYSIS

This report shall not be reproduced, except in full,
without the written consent of Pace Analytical Services, LLC.

Pace Analytical Services, LLC
9800 Kincey Ave. Suite 100
Huntersville, NC 28078
(704)875-9092

QUALITY CONTROL DATA CROSS REFERENCE TABLE

Project: Plant Bowen AP-1 RADS
Pace Project No.: 92748210

Lab ID	Sample ID	QC Batch Method	QC Batch	Analytical Method	Analytical Batch
92748210036	**BOW-BGWC-34D**	EPA 9320	693286		
92748210037	**BOW-BGWC-36D**	EPA 9320	693286		
92748210038	**BOW-BGWC-40**	EPA 9320	693286		
92748210039	**BOW-BGWC-42D**	EPA 9320	693286		
92748210040	**BOW-BGWC-51**	EPA 9320	693286		
92748210041	**BOW-BGWC-52**	EPA 9320	693286		
92748210042	**BOW-AP1-FD-10**	EPA 9320	693286		
92748210043	**BOW-AP1-FB-10**	EPA 9320	693286		
92748210044	**BOW-AP1-EB-10**	EPA 9320	693286		
92748210045	**BOW-BGWA-2**	EPA 9320	693286		
92748210046	**BOW-BGWA-29**	EPA 9320	697039		
92748210047	**BOW-BGWC-22**	EPA 9320	693286		
92748210048	**BOW-BGWC-24**	EPA 9320	693286		
92748210049	**BOW-BGWC-32**	EPA 9320	693286		
92748210050	**BOW-BGWC-41D**	EPA 9320	693286		
92748210051	**BOW-BGWC-43D**	EPA 9320	693289		
92748210052	**BOW-BGWC-49D**	EPA 9320	693289		
92748210053	**BOW-AP1-FD-11**	EPA 9320	693289		
92748210054	**BOW-AP1-FB-11**	EPA 9320	693289		
92748210055	**BOW-AP1-EB-11**	EPA 9320	693289		
92748210001	**BOW-BGWA-47D**	Total Radium Calculation	694759		
92748210002	**BOW-BGWA-48D**	Total Radium Calculation	694759		
92748210003	**BOW-BGWA-6**	Total Radium Calculation	694759		
92748210004	**BOW-BGWC-44D**	Total Radium Calculation	694759		
92748210005	**BOW-AP1-FD-08**	Total Radium Calculation	694759		
92748210006	**BOW-AP1-FB-08**	Total Radium Calculation	694759		
92748210007	**BOW-AP1-EB-08**	Total Radium Calculation	694759		
92748210008	**BOW-BGWC-7**	Total Radium Calculation	694759		
92748210009	**BOW-BGWC-8**	Total Radium Calculation	694759		
92748210010	**BOW-BGWC-14A**	Total Radium Calculation	694759		
92748210011	**BOW-BGWC-50D**	Total Radium Calculation	694759		
92748210012	**BOW-BGWC-16**	Total Radium Calculation	694759		
92748210013	**BOW-BGWC-17**	Total Radium Calculation	694759		
92748210014	**BOW-BGWC-18**	Total Radium Calculation	694759		
92748210015	**BOW-BGWC-19**	Total Radium Calculation	694759		
92748210016	**BOW-BGWC-31**	Total Radium Calculation	696375		
92748210017	**BOW-AP1-FD-09**	Total Radium Calculation	696375		
92748210018	**BOW-AP1-FB-09**	Total Radium Calculation	696375		
92748210019	**BOW-AP1-EB-09**	Total Radium Calculation	696375		
92748210020	**BOW-BGWC-9**	Total Radium Calculation	696375		
92748210021	**BOW-BGWC-12**	Total Radium Calculation	696375		
92748210022	**BOW-BGWC-21**	Total Radium Calculation	699401		
92748210023	**BOW-BGWC-23**	Total Radium Calculation	696376		
92748210024	**BOW-BGWC-30**	Total Radium Calculation	696376		
92748210025	**BOW-BGWC-35D**	Total Radium Calculation	696376		

REPORT OF LABORATORY ANALYSIS

This report shall not be reproduced, except in full,
without the written consent of Pace Analytical Services, LLC.

Pace Analytical Services, LLC
9800 Kincey Ave. Suite 100
Huntersville, NC 28078
(704)875-9092

QUALITY CONTROL DATA CROSS REFERENCE TABLE

Project: Plant Bowen AP-1 RADS
Pace Project No.: 92748210

Lab ID	Sample ID	QC Batch Method	QC Batch	Analytical Method	Analytical Batch
92748210026	**BOW-BGWC-37D**	Total Radium Calculation	696376		
92748210027	**BOW-BGWC-38D**	Total Radium Calculation	699401		
92748210028	**BOW-BGWC-39**	Total Radium Calculation	699401		
92748210029	**BOW-PZ-7**	Total Radium Calculation	699401		
92748210030	**BOW-AP1-FD-12**	Total Radium Calculation	699401		
92748210031	**BOW-AP1-FB-12**	Total Radium Calculation	700046		
92748210032	**BOW-AP1-EB-12**	Total Radium Calculation	700046		
92748210033	**BOW-BGWC-10**	Total Radium Calculation	700046		
92748210034	**BOW-BGWC-20**	Total Radium Calculation	696376		
92748210035	**BOW-BGWC-25**	Total Radium Calculation	696376		
92748210036	**BOW-BGWC-34D**	Total Radium Calculation	696376		
92748210037	**BOW-BGWC-36D**	Total Radium Calculation	696376		
92748210038	**BOW-BGWC-40**	Total Radium Calculation	696376		
92748210039	**BOW-BGWC-42D**	Total Radium Calculation	696376		
92748210040	**BOW-BGWC-51**	Total Radium Calculation	696376		
92748210041	**BOW-BGWC-52**	Total Radium Calculation	696376		
92748210042	**BOW-AP1-FD-10**	Total Radium Calculation	696376		
92748210043	**BOW-AP1-FB-10**	Total Radium Calculation	696376		
92748210044	**BOW-AP1-EB-10**	Total Radium Calculation	696376		
92748210045	**BOW-BGWA-2**	Total Radium Calculation	696705		
92748210046	**BOW-BGWA-29**	Total Radium Calculation	700046		
92748210047	**BOW-BGWC-22**	Total Radium Calculation	696705		
92748210048	**BOW-BGWC-24**	Total Radium Calculation	696705		
92748210049	**BOW-BGWC-32**	Total Radium Calculation	696705		
92748210050	**BOW-BGWC-41D**	Total Radium Calculation	696705		
92748210051	**BOW-BGWC-43D**	Total Radium Calculation	696705		
92748210052	**BOW-BGWC-49D**	Total Radium Calculation	696705		
92748210053	**BOW-AP1-FD-11**	Total Radium Calculation	696705		
92748210054	**BOW-AP1-FB-11**	Total Radium Calculation	696705		
92748210055	**BOW-AP1-EB-11**	Total Radium Calculation	696705		

This report shall not be reproduced, except in full,
without the written consent of Pace Analytical Services, LLC.

Laboratory receiving samples:
Asheville ☐ Eden ☐ Greenwood ☐ Huntersville ☐ Raleigh ☐ Mechanicsville ☐ Atlanta ☑ Kernersville ☐

Sample Condition Upon Receipt

Client Name: GAPower-

Project #: WO# : 92748210

92748210

Courier: ☐ Commercial ☐ Fed Ex ☐ UPS ☐ USPS ☐ Client ☐ Pace ☐ Other:____

Custody Seal Present? ☑ Yes ☐ No Seals Intact? ☑ Yes ☐ No ☐ N/A

Date/Initials Person Examining Contents: 8/16/21 GW

Packing Material: ☑ Bubble Wrap ☐ Bubble Bags ☐ None ☐ Other

Biological Tissue Frozen? ☐ Yes ☐ No ☑ N/A

Thermometer: ☐ IR Gun ID: 230

Type of Ice: ☑ Wet ☐ Blue ☐ None

Cooler Temp: 4.5 Correction Factor: Add/Subtract (°C) 0

Temp should be above freezing to 6°C
☐ Samples out of temp criteria. Samples on ice, cooling process has begun

Cooler Temp Corrected (°C): 4.5

USDA Regulated Soil (☐ N/A, water sample)
Did samples originate in a quarantine zone within the United States: CA, NY, or SC (check maps)? ☐ Yes ☐ No

Did samples originate from a foreign source (internationally, including Hawaii and Puerto Rico)? ☐ Yes ☐ No

				Comments/Discrepancy:
Chain of Custody Present?	☑ Yes	☐ No	☐ N/A	1.
Samples Arrived within Hold Time?	☑ Yes	☐ No	☐ N/A	2.
Short Hold Time Analysis (<72 hr.)?	☑ Yes	☐ No	☐ N/A	3.
Rush Turn Around Time Requested?	☐ Yes	☑ No	☐ N/A	4.
Sufficient Volume?	☑ Yes	☐ No	☐ N/A	5.
Correct Containers Used?	☑ Yes	☐ No	☐ N/A	6.
-Pace Containers Used?	☐ Yes	☐ No	☐ N/A	
Containers Intact?	☑ Yes	☐ No	☐ N/A	7.
Dissolved analysis: Samples Field Filtered?	☐ Yes	☑ No	☐ N/A	8.
Sample Labels Match COC?	☑ Yes	☐ No	☐ N/A	9.
-Includes Date/Time/ID/Analysis Matrix: WG WQ				
Headspace in VOA Vials (>5-6mm)?	☐ Yes	☐ No	☑ N/A	10.
Trip Blank Present?	☐ Yes	☐ No	☑ N/A	11.
Trip Blank Custody Seals Present?	☐ Yes	☐ No	☑ N/A	

COMMENTS/SAMPLE DISCREPANCY

Field Data Required? ☐ Yes ☐ No

Lot ID of split containers:

CLIENT NOTIFICATION/RESOLUTION

Person contacted: _____ Date/Time: _____

Project Manager SCURF Review: _____ Date: _____

Project Manager SRF Review: _____ Date: _____

WO# : 92748210

*Check mark top half of box if pH and/or dechlorination is verified and within the acceptance range for preservation samples.
Exceptions: VOA, Coliform, TOC, Oil and Grease, DRO/8015 (water) DOC, LLHg
**Bottom half of box is to list number of bottles
***Check all unpreserved Nitrates for chlorine

Project #

PM: BV Due Date: 09/09/24
CLIENT: 92-GP-BOWLF

Laboratory Receiving Location: Asheville ☐ Eden ☐ Greenwood ☐ Huntersville ☐ Raleigh ☐ Mechanicsville ☐ Atlanta ☑ Kernersville ☐

Client GAPower - bowen Profile/EZ (Circle one) 313613S Notes

Item#	BP4U-125 mL Plastic Unpreserved (N/A) (Cl-)	BP3U-250 mL Plastic Unpreserved (N/A)	BP2U-500 mL Plastic Unpreserved (N/A)	BP1U-1 liter Plastic Unpreserved (N/A)	BP1N	BP4S-125 mL Plastic H2SO4 (pH < 2) (Cl-)	BP3N-250 mL plastic HNO3 (pH < 2)	BP4Z-125 mL Plastic ZN Acetate & NaOH (>9)	BP4B-125 mL Plastic NaOH (pH > 12) (Cl-)	WGFU-Wide-mouthed Glass jar Unpreserved	AG1U-1 liter Amber Unpreserved (N/A) (Cl-)	AG1H-1 liter Amber HCl (pH < 2)	AG3U-250 mL Amber Unpreserved (N/A) (Cl-)	AG1S-1 liter Amber H2SO4 (pH < 2)	AG3S-250 mL Amber H2SO4 (pH < 2)	DG9H-40 mL VOA HCl (N/A)	DG9T-40 mL VOA Na2S2O3 (N/A)	VG9U-40 mL VOA Unpreserved (N/A)	DG9V-40 mL VOA H3PO4 (N/A)	KP7U-50 mL Plastic Unpreserved (N/A)	V/GK (3 vials per kit)-VPH/Gas kit (N/A)	SP5T-125 mL Sterile Plastic (N/A – lab)	SP2T-250 mL Sterile Plastic (N/A – lab)		BP3R-250 mL Plastic (NH2)2SO4 (9.3-9.7)	AG0U-100 mL Amber Unpreserved (N/A) (Cl-)	VSGU-20 mL Scintillation vials (N/A)	
CC																													
1		1	1		2		1																						
2		1	1		2		1																						
3		1	1		2		1																						
4		1	1		2		1																						
5		1	1		2		1																						
6		1	1		2		1																						
7		1	1		2		1																						
8																													
9																													
10																													
11																													
12																													

pH Adjustment Log for Preserved Samples

Sample ID	Type of Preservative	pH upon receipt	Date preservation adjusted	Time preservation adjusted	Amount of Preservative added	Lot #

Note: Whenever there is a discrepancy affecting North Carolina compliance samples, a copy of this form will be sent to the North Carolina DENR Certification Office (i.e. Out of hold, incorrect preservative, out of temp, incorrect containers.

WO#: 92748210

PM: BV **Due Date: 09/09/24**

CLIENT: 92-GP-BOWLF

Scan QR Code for instructions

Pace® Location Requested (City/State):
Pace Analytical Charlotte
5800 Bentley Ave Suite 100, Huntersville, NC 28078

CHAIN-OF-CUSTODY Analytical Request Document

Chain-of-Custody is a LEGAL DOCUMENT - Complete all relevant fields

Company Name: Georgia Power - Bowen	Contact/Report To: Kristen Jurinko, Mintao Lu, Marty Crook
Street Address: 241 Ralph McGill Blvd NE, Atlanta, GA 30308	Phone #: (470) 217-0008
	E-Mail: knjurink@southernco.com
	Cc E-Mail: Laura Midkiff, Ben Hodges, Mike Smilley, Noelia Gangi
Customer Project #:	Invoice to: Account Payable
Project Name: Bowen AP-1	Invoice E-mail: georgiapowerinvoices@southernco.com
Site Collection Info/Facility ID (as applicable):	Purchase Order # (if applicable): GPC82474-0007
	Quote #:
Time Zone Collected: [ ] AK [ ] PT [ ] MT [ ] CT [X] ET	County / State origin of sample(s): Georgia
Data Deliverables: [ ] Level II [ ] Level III [ ] Level IV [ ] EQUIS [ ] Other	Regulatory Program (DW, RCRA, etc.) as applicable: Reportable [ ] Yes [ ] No
	Rush (Pre-approval required): [ ] Same Day [ ] 1 Day [ ] 2 Day [ ] 3 Day Other
	Date Results Requested:
	DW PWSID # or WW Permit # as applicable:
	Field Filtered (if applicable): [ ] Yes [ ] No
	Analysis:

* Matrix Codes (Insert in Matrix box below): Drinking Water (DW), Ground Water (GW), Wastewater (WW), Product (P), Soil/Solid (SS), Oil (OL), Wipe (WP), Tissue (TS), Bioassay (B), Vapor (V), Surface Water (SW), Sediment (SED), Sludge (SL), Caulk (CK), Leachate (LE), Biosolid (BS), Other (OT)

Specify Container Size **: 2 3 3 3 1 3

Identify Container Preservative Type***: 1 1 2 2 2 2

Analysis Requested

Customer Sample ID	Matrix *	Comp / Grab	Composite Start Date	Composite Start Time	Collected or Composite End Date	Collected or Composite End Time	# Cont.	Residual Chlorine Result	Residual Chlorine Units	2540C Total Dissolved Solids	300.0-F, SO4², Cl	Appendix III	Appendix IV	RAD 226/228	Cobalt	Boron	Sample Comment
BOW-BGWA-2	WG	G					5			X	X	X	X	X			
BOW-BGWA-29	WG	G					5			X	X	X	X	X			
BOW-BGWA-33	WG	G					5			X	X	X	X	X			
BOW-BGWA-47D	WG	G			8/15/24	1145	5			X	X	X	X	X			
BOW-BGWA-48D	WG	G			8/15/24	1511	5			X	X	X	X	X			
BOW-BGWC-7	WG	G					5			X	X	X	X	X			
BOW-BGWC-8	WG	G					5			X	X	X	X	X			
BOW-BGWC-9	WG	G					5			X	X	X	X	X			
BOW-BGWC-10	WG	G					5			X	X	X	X	X			
BOW-BGWC-12	WG	G					5			X	X	X	X	X			

**Container Size: (1) 1L, (2) 500mL, (3) 250mL, (4) 125mL, (5) 100mL, (6) 40mL vial, (7) EnCore, (8) TerraCore, (9) 60mL, (10) Other

*** Preservative Types: (1) None, (2) HNO3, (3) H2SO4, (4) HCl, (5) NaOH, (6) Zn Acetate, (7) NaHSO4, (8) Sod. Thiosulfate, (9) Ascorbic Acid, (10) MeOH, (11) Other

Lab Use Only: Proj. Mgr: Bonnie Vang; Acct#/Num / Client ID:; Table #:; Profile / Template: 16507; Prelog / Bottle Ord. ID: EZ 3136135

Preservation non-conformance identified for sample

Additional Instructions from Pace®:
Task Code: BOW-CCR-ASSMT-2024S2
App. III: Boron, Calcium, Chloride, Fluoride, Sulfate, TDS
App. IV: Antimony, Arsenic, Barium, Beryllium, Cadmium, Chromium, Cobalt, Combined Radium, Fluoride, Lead, Lithium, Mercury, Molybdenum, Selenium, Thallium

Collected By: Printed Name: Kevin Stephenson, William Lawker, Jay Siewert, Natalie Pipiro
Signature:

Customer Remarks / Special Conditions / Possible Hazards:

Coolers: Thermometer ID: Correction Factor (°C): Obs. Temp. (°C): Corrected Temp. (°C): [ ] On Ice

Relinquished by/Company: (Signature)	Date/Time:	Received by/Company: (Signature)	Date/Time:	Tracking Number:
Restore Env.	8/16/24 1151	Lynn Williams / Pace	8/16/24 1151	
Relinquished by/Company: (Signature)	Date/Time:	Received by/Company: (Signature)	Date/Time:	Delivered by: [ ] In-Person [ ] Courier [ ] FedEx [ ] UPS [ ] Other
Lynn Williams / Pace	8/16/24 1355		8/16/24 1355	
Relinquished by/Company: (Signature)	Date/Time:	Received by/Company: (Signature)	Date/Time:	
Relinquished by/Company: (Signature)	Date/Time:	Received by/Company: (Signature)	Date/Time:	Page: 1 of 5

Submitting a sample via this chain of custody constitutes acknowledgment and acceptance of the Pace® Terms and Conditions found at https://www.pacelabs.com/resource-library/resource/pace-terms-and-conditions/

ENV-FRM-CORQ-0019_v02_110123 ©

Pace® Location Requested (City/State):
Pace Analytical Charlotte
3800 Kinsey Ave. Suite 100, Huntersville, NC 28078

CHAIN-OF-CUSTODY Analytical Request Document

Chain-of-Custody is a LEGAL DOCUMENT - Complete all relevant fields

LAB USE ONLY- Affix Workorder/Login Label Here

Scan QR Code for instructions

Company Name: Georgia Power - Bowen	Contact/Report To: Kristen Jurinko, Mintao Lu, Marty Crook
Street Address: 241 Ralph McGill Blvd NE, Atlanta, GA 30308	Phone #: (470) 217-0008
	E-Mail: knjurink@southernco.com
	Cc E-Mail: Laura Midkiff, Ben Hodges, Mike Smilley, Noelia Gangi
Customer Project #:	Invoice to: Account Payable
Project Name: Bowen AP-1	Invoice E-mail: georgiapowerinvoices@southernco.com
Site Collection Info/Facility ID (as applicable):	Purchase Order # (if applicable): GPC82474-0007
	Quote #:
Time Zone Collected: [ ] AK [ ] PT [ ] MT [ ] CT [X] ET	County / State origin of sample(s): Georgia
Data Deliverables: [ ] Level II [ ] Level III [ ] Level IV [ ] EQUIS [ ] Other	Regulatory Program (DW, RCRA, etc.) as applicable: Reportable [ ] Yes [ ] No
	Rush (Pre-approval required): [ ] Same Day [ ] 1 Day [ ] 2 Day [ ] 3 Day Other
	Date Results Requested:
	DW PWSID # or WW Permit # as applicable:
	Field Filtered (if applicable): [ ] Yes [ ] No
	Analyses:

* Matrix Codes (Insert in Matrix box below): Drinking Water (DW), Ground Water (GW), Wastewater (WW), Product (P), Soil/Solid (SS), Oil (OL), Wipe (WP), Tissue (TS), Bioassay (B), Vapor (V), Surface Water (SW), Sediment (SED), Sludge (SL), Caulk (CK), Leachate (LL), Biosolid (BS), Other (OT)

Specify Container Size **: 2 | 3 | 3 | 3 | 1 | 3

Identify Container Preservative Type***: 1 | 1 | 2 | 2 | 2 | 2

**Container Size: (1) 1L, (2) 500mL, (3) 250mL, (4) 125mL, (5) 100mL, (6) 40mL vial, (7) EnCore, (8) TerraCore, (9) 90mL, (10) Other

*** Preservative Types: (1) None, (2) HNO3, (3) H2SO4, (4) HCl, (5) NaOH, (6) Zn Acetate, (7) NaHSO4, (8) Sod. Thiosulfate, (9) Ascorbic Acid, (10) MeOH, (11) Other

Analysis Requested

Customer Sample ID	Matrix *	Comp / Grab	Composite Start Date	Composite Start Time	Collected or Composite End Date	Collected or Composite End Time	# Cont.	Residual Chlorine Result	Residual Chlorine Units	2540C Total Dissolved Solids	300.0-F, SO4, Cl	Appendix III	Appendix IV	RAD 226/228	Cobalt	Boron				Lab Use Only	Sample Comment	Preservation non conformance Annotated for sample
BOW-BGWC-25	WG	G					5			X	X	X	X	X								
BOW-BGWC-30	WG	G					5			X	X	X	X	X								
BOW-BGWA-6	WG	G			8/15/24	1136	5			X	X	X	X	X								
BOW-BGWC-31	WG	G					5			X	X	X	X	X								
BOW-BGWC-32	WG	G					5			X	X	X	X	X								
BOW-BGWC-34D	WG	G					5			X	X	X	X	X								
BOW-BGWC-35D	WG	G					5			X	X	X	X	X								
BOW-BGWC-36D	WG	G					5			X	X	X	X	X								
BOW-BGWC-37D	WG	G					5			X	X	X	X	X								
BOW-BGWC-38D	WG	G					5			X	X	X	X	X								

Lab Use Only: Proj. Mgr: Bonnie Vang; AcctNum / Client ID:; Table #:; Profile / Template: 16507; Prelog / Bottle Ord. ID: EZ 3136135

Additional Instructions from Pace®:
Task Code: BOW-CCR-ASSMT-2024S2
App. III: Boron, Calcium, Chloride, Fluoride, Sulfate, TDS
App. IV: Antimony, Arsenic, Barium, Beryllium, Cadmium, Chromium, Cobalt, Combined Radium, Fluoride, Lead, Lithium, Mercury, Molybdenum, Selenium, Thallium

Collected By: Kevin Stephenson, William Laaker, Jay Stewert, Natalie Piparo
Printed Name:
Signature:

Customer Remarks / Special Conditions / Possible Hazards:

Coolers: | Thermometer ID: | Correction Factor (°C): | Cooler Temp. (°C): | Corrected Temp. (°C): | [ ] On Ice

Relinquished by/Company: (Signature)	Date/Time	Received by/Company: (Signature)	Date/Time	Tracking Number:
Resolute Env.	8/16/24 1151	Kylan Williams / Pace	8/16/24 1151	
Kylan Williams / Pace	8/16/24 1355		8/16/24 1355	Delivered by: [ ] In-Person [ ] Courier [ ] FedEX [ ] UPS [ ] Other
Relinquished by/Company: (Signature)	Date/Time:	Received by/Company: (Signature)	Date/Time:	
Relinquished by/Company: (Signature)	Date/Time:	Received by/Company: (Signature)	Date/Time:	Page: 3 of 5

Submitting a sample via this chain of custody constitutes acknowledgment and acceptance of the Pace® Terms and Conditions found at: https://www.pacelabs.com/resource-library/resource/pace-terms-and-conditions/

ENV-FRM-CORC-0019_v02_110123 ©

Pace® Location Requested (City/State):

Pace Analytical Charlotte
2000 Kinsey Ave. Suite 100, Huntersville, NC 28078

CHAIN-OF-CUSTODY Analytical Request Document

Chain-of-Custody is a LEGAL DOCUMENT - Complete all relevant fields

LAB USE ONLY- Affix Workorder/Login Label Here

Scan QR Code for instructions

Company Name: Georgia Power - Bowen	Contact/Report To: Kristen Jurinko, Mintao Lu, Marty Crook
Street Address: 241 Ralph McGill Blvd NE, Atlanta, GA 30308	Phone #: (470) 217-0008
	E-Mail: knjurink@southernco.com
	Cc E-Mail: Laura Mickle, Ben Hodges, Mike Smilley, Noelia Gangi
Customer Project #:	Invoice to: Account Payable
Project Name: Bowen AP-1	Invoice E-mail: georgiapowerinvoices@southernco.com
Site Collection Info/Facility ID (as applicable):	Purchase Order # (if applicable): GPC82474-0007
	Quote #:
Time Zone Collected: [ ] AK [ ] PT [ ] MT [ ] CT [X] ET	County / State origin of sample(s): Georgia
Data Deliverables: [ ] Level II [ ] Level III [ ] Level IV [ ] EQUIS [ ] Other	Regulatory Program (DW, NCRA, etc.) as applicable: Reportable [ ] Yes [ ] No
	Rush (Pre-approval required): [ ] Same Day [ ] 1 Day [ ] 2 Day [ ] 3 Day Other _____ Date Results Requested:
	DW PWSID # or WW Permit # as applicable: Field Filtered (if applicable): [ ] Yes [ ] No Analysis:

* Matrix Codes (insert in Matrix box below): Drinking Water (DW), Ground Water (GW), Wastewater (WW), Product (P), Soil/Solid (SS), Oil (OL), Wipe (WP), Tissue (TS), Bioassay (B), Vapor (V), Surface Water (SW), Sediment (SED), Sludge (SL), Caulk (CK), Leachate (LE), Biosolid (BS), Other (OT)

Customer Sample ID	Matrix*	Comp / Grab	Composite Start Date	Composite Start Time	Collected or Composite End Date	Collected or Composite End Time	# Cont.	Residual Chlorine Result	Residual Chlorine Units	2540C Total Dissolved Solids	300.0-F, SO4, Cl	Appendix III	Appendix IV	RAD 226/228	Cobalt	Boron				Lab Use Only	Presence/non-conformance identified for sample
										Specify Container Size **											
										2	3	3	3	1	3						
										Identify Container Preservative Type***											
										1	1	2	2	2	2						
										Analysis Requested											
BOW-BGWC-39	WG	G					5			X	X	X	X	X						Proj. Mgr: Bonnie Vang	
BOW-BGWC-40	WG	G					5			X	X	X	X	X						Acct.Num / Client ID:	
BOW-BGWC-41D	WG	G					5			X	X	X	X	X						Table #:	
BOW-BGWC-42D	WG	G					5			X	X	X	X	X						Profile / Template: 16507	
BOW-BGWC-43D	WG	G					5			X	X	X	X	X						Prelog / Bottle Ord. ID: EZ 3136135	
BOW-BGWC-44D	WG	G			8/15/24	1325	5			X	X	X	X	X						Sample Comment	
BOW-BGWC-49D	WG	G					5			X	X	X	X	X							
BOW-BGWC-50D	WG	G					5			X	X	X	X	X							
BOW-BGWC-51	WG	G					5			X	X	X	X	X							
BOW-BGWC-52	WG	G					5			X	X	X	X	X							

** Container Size: (1) 1L, (2) 500mL, (3) 250mL, (4) 125mL, (5) 100mL, (6) 40mL vial, (7) EnCore, (8) TerraCore, (9) 90mL, (10) Other

*** Preservative Types: (1) None, (2) HNO3, (3) H2SO4, (4) HCl, (5) NaOH, (6) Zn Acetate, (7) NaHSO4, (8) Sod Thiosulfate, (9) Ascorbic Acid, (10) MeOH, (11) Other

Additional Instructions from Pace®:
Task Code: BOW-CCR-ASSMT-2024S2
App. III: Boron, Calcium, Chloride, Fluoride, Sulfate, TDS
App. IV: Antimony, Arsenic, Barium, Beryllium, Cadmium, Chromium, Cobalt, Combined Radium, Fluoride, Lead, Lithium, Mercury, Molybdenum, Selenium, Thallium

Collected By: Printed Name: Kevin Stephenson, William Laaker, Jay Siewert, Natalie Piparo
Signature: [signature] Resilient Environments

Customer Remarks / Special Conditions / Possible Hazards:

Coolers: Thermometer ID: Correction Factor (°C): Obs. Temp. (°C): Corrected Temp. (°C): [ ] On Ice

Relinquished by/Company: (Signature)	Date/Time:	Received by/Company: (Signature)	Date/Time:	Tracking Number:
[signature] Resilient Env.	8/16/24 1151	Ryan Williams / Pace	8/16/24 1151	
Ryan Williams / Pace	8/16/24 1355	[signature]	8/16/24 1355	Delivered by: [ ] In-Person [ ] Courier [ ] FedEx [ ] UPS [ ] Other
Relinquished by/Company: (Signature)	Date/Time:	Received by/Company: (Signature)	Date/Time:	
Relinquished by/Company: (Signature)	Date/Time:	Received by/Company: (Signature)	Date/Time:	Page: 4 of 5

Submitting a sample via this chain of custody constitutes acknowledgment and acceptance of the Pace® Terms and Conditions found at https://www.pacelabs.com/resource-library/resource/pace-terms-and-conditions/

ENV-FRM-CORQ-0019_v02_110123 ©

Pace® Location Requested (City/State):

Pace Analytical Charlotte
9800 Kincey Ave. Suite 100, Huntersville, NC 28078

CHAIN-OF-CUSTODY Analytical Request Document

Chain-of-Custody is a LEGAL DOCUMENT - Complete all relevant fields

LAB USE ONLY- Affix Workorder/Login Label Here

Scan QR Code for instructions

Company Name: Georgia Power - Bowen	Contact/Report To: Kristen Jurinko, Mintao Lu, Marty Crook
Street Address: 241 Ralph McGill Blvd NE, Atlanta, GA 30308	Phone #: (470) 217-0008
	E-Mail: knjurink@southernco.com
	Cc E-Mail: Laura Midkiff, Ben Hodges, Mike Smilley, Noelia Gangi
Customer Project #:	Invoice to: Account Payable
Project Name: Bowen AP-1	Invoice E-mail: georgiapowerinvoices@southernco.com
Site Collection Info/Facility ID (as applicable)	Purchase Order # (if applicable): GPC82474-0007
	Quote #:
Time Zone Collected: [ ] AK [ ] PT [ ] MT [ ] CT [X] ET	County /State origin of sample(s): Georgia
Data Deliverables: [ ] Level II [ ] Level III [ ] Level IV [ ] EQUIS [ ] Other	Regulatory Program (DW, RCRA, etc.) as applicable: Reportable [ ] Yes [ ] No
	Rush (Pre-approval required): [ ] Same Day [ ] 1 Day [ ] 2 Day [ ] 3 Day Other _____
	Date Results Requested:
	DW PWSID # or WW Permit # as applicable:
	Field Filtered (if applicable): [ ] Yes [ ] No
	Analysis:

Specify Container Size **: 2 3 3 3 1 3

Identify Container Preservative Type***: 1 1 2 2 2 2

Analysis Requested

** Container Size: (1) 1L, (2) 500mL, (3) 250mL, (4) 125mL, (5) 100mL, (6) 40mL Vial, (7) EnCore, (8) TerraCore, (9) 90mL, (10) Other

*** Preservative Types: (1) None, (2) HNO3, (3) H2SO4, (4) HCl, (5) NaOH, (6) Zn Acetate, (7) NaHSO4, (8) Sod Thiosulfate, (9) Ascorbic Acid, (10) MeOH, (11) Other

* Matrix Codes (Insert in Matrix box below): Drinking Water (DW), Ground Water (GW), Wastewater (WW), Product (P), Soil/Solid (SS), Oil (OL), Wipe (WP), Tissue (TS), Bioassay (B), Vapor (V), Surface Water (SW), Sediment (SED), Sludge (SL), Caulk (CK), Leachate (LL), Biosolid (BS), Other (OT)

Customer Sample ID	Matrix*	Comp / Grab	Composite Start Date	Composite Start Time	Collected or Composite End Date	Collected or Composite End Time	# Cont.	Residual Chlorine Result	Residual Chlorine Units	2540C Total Dissolved Solids	300.0-F-, SO4-2, Cl-	Appendix III	Appendix IV	RAD 226/228	Cobalt	Boron	Sample Comment	Preservation non-conformance identified for sample
BOW-PZ-7	WG	G					5			X	X	X	X	X				
BOW-PZ-8	WG	G					3					X			X			
BOW-AP1-FD-08	WG	G			8/15/24	—	5			X	X	X	X	X				
BOW-AP1-FD-	WG	G					5			X	X	X	X	X				
BOW-AP1-FD-	WG	G					5			X	X	X	X	X				
BOW-AP1-FD-	WG	G					5			X	X	X	X	X				
BOW-AP1-FB-08	WQ	G			8/15/24	1610	5			X	X	X	X	X				
BOW-AP1-FB-	WQ	G					5			X	X	X	X	X				
BOW-AP1-EB-08	WQ	G			8/15/24	1604	5			X	X	X	X	X				
BOW-AP1-EB-	WQ	G					5			X	X	X	X	X				

Lab Use Only: Proj. Mgr: Bonnie Wang; AcctNum / Client ID:; Table #:; Profile / Template: 16507; Prelog / Bottle Ord. ID: EZ 3136135

Additional Instructions from Pace®:
Task Code: BOW-CCR-ASSMT-2024S2
App. III: Boron, Calcium, Chloride, Fluoride, Sulfate, TDS
App. IV: Antimony, Arsenic, Barium, Beryllium, Cadmium, Chromium, Cobalt, Combined Radium, Fluoride, Lead, Lithium, Mercury, Molybdenum, Selenium, Thallium

Collected By: Kevin Stephenson, William Laaker, Jay Siewert, Natalie Piparo
Printed Name:
Signature:
Resolute Environmental

Customer Remarks / Special Conditions / Possible Hazards:

Coolers: Thermometer ID: Correction Factor (°C): Obs. Temp. (°C): Corrected Temp. (°C): [ ] On Ice

Relinquished by/Company: (Signature)	Date/Time:	Received by/Company: (Signature)	Date/Time:	Tracking Number:
Resolute Env.	8/16/24 1151	Ryan Williams / Pace	8/16/24 1151	
Relinquished by/Company: (Signature) Ryan Williams / Pace	8/16/24 1355	Received by/Company: (Signature)	8/16/24 1355	Delivered by: [ ] In-Person [ ] Courier [ ] FedEX [ ] UPS [ ] Other
Relinquished by/Company: (Signature)	Date/Time:	Received by/Company: (Signature)	Date/Time:	
Relinquished by/Company: (Signature)	Date/Time:	Received by/Company: (Signature)	Date/Time:	Page: 5 of 5

Submitting a sample via this chain of custody constitutes acknowledgement and acceptance of the Pace® Terms and Conditions found at https://www.pacelabs.com/resource-library/resource/pace-terms-and-conditions/

ENV-FRM-CORO-0019_v02_110123 ©

Pace® Location Requested (City/State):
Pace Analytical Charlotte
5800 Kinzey Ave. Suite 100, Huntersville, NC 28078

CHAIN-OF-CUSTODY Analytical Request Document

Chain-of-Custody is a LEGAL DOCUMENT - Complete all relevant fields

LAB USE ONLY- Affix Workorder/Login Label Here

9274820

Scan QR Code for Instructions

Company Name: Georgia Power - Bowen
Street Address: 241 Ralph McGill Blvd NE, Atlanta, GA 30308
Customer Project #:
Project Name: Bowen AP-1
Site Collection Info/Facility ID (as applicable):

Contact/Report To: Kristen Jurinko, Mintao Lu, Marty Crook
Phone #: (470) 217-0008
E-Mail: knjurink@southernco.com
Cc E-Mail: Laura Midkiff, Ben Hodges, Mike Smilley, Noelia Gangi
Invoice to: Account Payable
Invoice E-mail: georgiapowerinvoices@southernco.com
Purchase Order # (if applicable): GPC82474-0007
Quote #:

Time Zone Collected: [ ] AK [ ] PT [ ] MT [ ] CT [X] ET
County / State origin of sample(s): Georgia

Data Deliverables: [ ] Level II [ ] Level III [ ] Level IV [ ] EQUIS [ ] Other
Regulatory Program (DW, RCRA, etc.) as applicable: Reportable [ ] Yes [ ] No
Rush (Pre-approval required): [ ] Same Day [ ] 1 Day [ ] 2 Day [ ] 3 Day Other
Date Results Requested:
DW PWSID # or W/W Permit # as applicable:
Field Filtered (if applicable): [ ] Yes [ ] No
Analysis:

Specify Container Size **: 2 3 3 3 1 3
Identify Container Preservative Type***: 1 1 2 2 2 2
Analysis Requested

**Container Size: (1) 1L, (2) 500mL, (3) 250mL, (4) 125mL, (5) 100mL, (6) 40mL vial, (7) EnCore, (8) TerraCore, (9) 50mL, (10) Other
*** Preservative Types: (1) None, (2) HNO3, (3) H2SO4, (4) HCl, (5) NaOH, (6) Zn Acetate, (7) NaHSO4, (8) Sod. Thiosulfate, (9) Ascorbic Acid, (10) MeOH, (11) Other

* Matrix Codes (Insert in Matrix box below): Drinking Water (DW), Ground Water (GW), Wastewater (WW), Product (P), Soil/Solid (SS), Oil (OL) Wipe (WP), Tissue (TS), Bioassay (B), Vapor (V), Surface Water (SW), Sediment (SED), Sludge (SL), Caulk (CK), Leachate (LL), Biosolid (BS), Other (OT)

Customer Sample ID	Matrix*	Comp / Grab	Composite Start Date	Composite Start Time	Collected or Composite End Date	Collected or Composite End Time	# Cont.	Residual Chlorine Result	Residual Chlorine Units	2540C Total Dissolved Solids	300.0-F,SO4,Cl	Appendix III	Appendix IV	RAD 226/228	Cobalt	Boron				Sample Comment
BOW-BGWA-2	WG	G					5			X	X	X	X	X						
BOW-BGWA-29	WG	G					5			X	X	X	X	X						
BOW-BGWA-33	WG	G					5			X	X	X	X	X						
BOW-BGWA-47D	WG	G					5			X	X	X	X	X						
BOW-BGWA-48D	WG	G					5			X	X	X	X	X						
BOW-BGWC-7	WG	G			8/16/24	1056	5			X	X	X	X	X						
BOW-BGWC-8	WG	G			8/16/24	1225	5			X	X	X	X	X						
BOW-BGWC-9	WG	G					5			X	X	X	X	X						
BOW-BGWC-10	WG	G					5			X	X	X	X	X						
BOW-BGWC-12	WG	G					5			X	X	X	X	X						

Lab Use Only: Proj. Mgr: Bonnie Vang; Acct.Num / Client ID:; Table #:; Profile / Template: 16507; Prelog / Bottle Ord. ID: EZ 3136135

Preservation non-conformance identified for sample

Additional Instructions from Pace®:
Task Code: BOW-CCR-ASSMT-2024S2
App. III: Boron, Calcium, Chloride, Fluoride, Sulfate, TDS
App. IV: Antimony, Arsenic, Barium, Beryllium, Cadmium, Chromium, Cobalt, Combined Radium, Fluoride, Lead, Lithium, Mercury, Molybdenum, Selenium, Thallium

Collected By: Printed Name: Kevin Stephenson, William Lasker, Jay Stewart, Natalie Pipino
Signature: Residuals Environmental

Customer Remarks / Special Conditions / Possible Hazards:

Coolers: Thermometer ID: Correction Factor (°C): Obs. Temp. (°C): Corrected Temp. (°C): [ ] On Ice

Relinquished by/Company: (Signature)	Date/Time:	Received by/Company: (Signature)	Date/Time:	Tracking Number:
Residuals Env.	8/20/24 1008	Ryan Williams / Pace	8/20/24 1008	
Ryan Williams / Pace	8/20/24 1409		8/20/24 1400	Delivered by: [ ] In-Person [ ] Courier [ ] FedEX [ ] UPS [ ] Other
Relinquished by/Company: (Signature)	Date/Time:	Received by/Company: (Signature)	Date/Time:	
Relinquished by/Company: (Signature)	Date/Time:	Received by/Company: (Signature)	Date/Time:	

Page: 1 of 6

Submitting a sample via this chain of custody constitutes acknowledgment and acceptance of the Pace® Terms and Conditions found at https://www.pacelabs.com/resource-library/resource/pace-terms-and-conditions/

ENV-FRM-CORQ-0019_v02_110123 ©

Pace® Location Requested (City/State): Pace Analytical Charlotte, 3800 Rivers Ave. Suite 100, Huntersville, NC 28078

CHAIN-OF-CUSTODY Analytical Request Document

Chain-of-Custody is a LEGAL DOCUMENT - Complete all relevant fields

LAB USE ONLY- Affix Workorder/Login Label Here

Scan QR Code for Instructions

Company Name: Georgia Power - Bowen

Street Address: 241 Ralph McGill Blvd NE, Atlanta, GA 30308

Customer Project #:

Project Name: Bowen AP-1

Site Collection Info/Facility ID (as applicable):

Contact/Report To: Kristen Jurinko, Mintao Lu, Marty Crook

Phone #: (470) 217-0008

E-Mail: knjurink@southernco.com

Cc E-Mail: Laura Mickiff, Ben Hodges, Mike Smilley, Noelia Gengi

Invoice to: Account Payable

Invoice E-mail: georgiapowerinvoices@southernco.com

Purchase Order # (if applicable): GPC82474-0007

Quote #:

Time Zone Collected: [ ] AK [ ] PT [ ] MT [ ] CT [X] ET

County / State origin of sample(s): Georgia

Data Deliverables: [ ] Level II [ ] Level III [ ] Level IV [ ] EQUIS [ ] Other

Regulatory Program (DW, RCRA, etc.) as applicable: Reportable [ ] Yes [ ] No

Rush (Pre-approval required): [ ] Same Day [ ] 1 Day [ ] 2 Day [ ] 3 Day Other

Date Results Requested:

DW PWSID # or WW Permit # as applicable:

Field Filtered (if applicable): [ ] Yes [ ] No

Analysis:

Specify Container Size**: 2 3 3 3 1 3

Identify Container Preservative Type***: 1 1 2 2 2 2

Analysis Requested

** Container Size: (1) 1L, (2) 500mL, (3) 250mL, (4) 125mL, (5) 100mL, (6) 40mL vial, (7) EnCore, (8) TerraCore, (9) 80mL, (10) Other

*** Preservative Type: (1) None, (2) HNO3, (3) H2SO4, (4) HCl, (5) NaOH, (6) Zn Acetate, (7) NaHSO4, (8) Sod Thiosulfate, (9) Ascorbic Acid, (10) MeOH, (11) Other

Lab Use Only: Proj. Mgr: Bonnie Vang; Acct Num / Client ID:; Table #:; Profile / Template: 16507; Prelog / Bottle Ord. ID: EZ 3136135

Preservation non-conformance identified for sample

* Matrix Codes (Insert in Matrix box below): Drinking Water (DW), Ground Water (GW), Wastewater (WW), Product (P), Soil/Solid (SS), Oil (OL), Wipe (WP), Tissue (TS), Bioassay (B), Vapor (V), Surface Water (SW), Sediment (SED), Sludge (SL), Caulk (CK), Leachate (LE), Biosolid (BS), Other (OT)

Customer Sample ID	Matrix*	Comp / Grab	Composite Start Date	Composite Start Time	Collected or Composite End Date	Collected or Composite End Time	# Cont.	Residual Chlorine Result	Residual Chlorine Units	2540C Total Dissolved Solids	300.0-F, SO4*, Cl	Appendix III	Appendix IV	RAD 226/228	Cobalt	Boron	Sample Comment
BOW-BGWC-14A	WG	G			8/16/24	1310	5			X	X	X	X	X			
BOW-BGWC-16	WG	G					5			X	X	X	X	X			
BOW-BGWC-17	WG	G					5			X	X	X	X	X			
BOW-BGWC-18	WG	G					5			X	X	X	X	X			
BOW-BGWC-19	WG	G					5			X	X	X	X	X			
BOW-BGWC-20	WG	G					5			X	X	X	X	X			
BOW-BGWC-21	WG	G					5			X	X	X	X	X			
BOW-BGWC-22	WG	G					5			X	X	X	X	X			
BOW-BGWC-23	WG	G					5			X	X	X	X	X			
BOW-BGWC-24	WG	G					5			X	X	X	X	X			

Additional Instructions from Pace®:
Task Code: BOW-CCR-ASSMT-2024S2
App. IIb: Boron, Calcium, Chloride, Fluoride, Sulfate, TDS
App. IV: Antimony, Arsenic, Barium, Beryllium, Cadmium, Chromium, Cobalt, Combined Radium, Fluoride, Lead, Lithium, Mercury, Molybdenum, Selenium, Thallium

Collected By: Printed Name: Kevin Stephenson, William Laaker, Jay Siewert, Natalie Pigaro
Signature: Resolute Environmental

Customer Remarks / Special Conditions / Possible Hazards:

Coolers: Thermometer ID: Correction Factor (°C): Obs. Temp. (°C): Corrected Temp. (°C): [ ] On Ice

Relinquished by/Company: (Signature)	Date/Time:	Received by/Company: (Signature)	Date/Time:	Tracking Number:
Resolute Env.	8/20/24 1008	Ryan W. Hinn / Pace	8/20/24 1008	
Ryan W. Hinn / Pace	8/20/24 1409		8/20/24 1408	Delivered by: [ ] In-Person [ ] Courier [ ] FedEX [ ] UPS [ ] Other
Relinquished by/Company: (Signature)	Date/Time:	Received by/Company: (Signature)	Date/Time:	
Relinquished by/Company: (Signature)	Date/Time:	Received by/Company: (Signature)	Date/Time:	Page: 2 of 5

Submitting a sample via this chain of custody constitutes acknowledgment and acceptance of the Pace® Terms and Conditions found at https://www.pacelabs.com/resource-library/resource/pace-terms-and-conditions/

ENV-FRM-CORO-0019_v02_110123

Pace® Location Requested (City/State):
Pace Analytical Charlotte
9800 Kincey Ave. Suite 100, Huntersville, NC 28078

CHAIN-OF-CUSTODY Analytical Request Document

Chain-of-Custody is a LEGAL DOCUMENT - Complete all relevant fields

LAB USE ONLY- Affix Workorder/Login Label Here

Scan QR Code for instructions

Company Name: Georgia Power - Bowen	Contact/Report To: Kristen Jurinko, Mintao Lu, Marty Crook
Street Address: 241 Ralph McGill Blvd NE, Atlanta, GA 30308	Phone #: (470) 217-0008
	E-Mail: knjurink@southernco.com
	Cc E-Mail: Laura Midkiff, Ben Hodges, Mike Smilley, Noella Gangi
Customer Project #:	Invoice to: Account Payable
Project Name: Bowen AP-1	Invoice E-mail: georgiapowerinvoices@southernco.com
Site Collection Info/Facility ID (as applicable):	Purchase Order # (if applicable): GPC82474-0007
	Quote #:
Time Zone Collected: [ ] AK [ ] PT [ ] MT [ ] CT [X] ET	County / State origin of sample(s): Georgia
Data Deliverables: [ ] Level II [ ] Level III [ ] Level IV [ ] EQUIS [ ] Other	Regulatory Program (DW, RCRA, etc.) as applicable: Reportable [ ] Yes [ ] No
	Rush (Pre-approval required): [ ] Same Day [ ] 1 Day [ ] 2 Day [ ] 3 Day Other
	Date Results Requested:
	DW PWSID # or WW Permit # as applicable:
	Field Filtered (if applicable): [ ] Yes [ ] No
	Analysis:

* Matrix Codes (Insert in Matrix box below): Drinking Water (DW), Ground Water (GW), Wastewater (WW), Product (P), Soil/Solid (SS), Oil (OL), Wipe (WP), Tissue (TS), Bioassay (B), Vapor (V), Surface Water (SW), Sediment (SED), Sludge (SL), Caulk (CK), Leachate (LL), Biosolid (BS), Other (OT)

Specify Container Size **: 2 | 3 | 3 | 3 | 1 | 3

Identify Container Preservative Type***: 1 | 1 | 2 | 2 | 2 | 2

Analysis Requested

Customer Sample ID	Matrix *	Comp / Grab	Composite Start Date	Composite Start Time	Collected or Composite End Date	Collected or Composite End Time	# Cont.	Residual Chlorine Result	Residual Chlorine Units	25400 Total Dissolved Solids	300.0-F, SO4, Cl	Appendix III	Appendix IV	RAD 226/228	Cobalt	Boron				Sample Comment	Preservation non-conformance identified for sample
BOW-BGWC-39	WG	G					5			X	X	X	X	X							
BOW-BGWC-40	WG	G					5			X	X	X	X	X							
BOW-BGWC-41D	WG	G					5			X	X	X	X	X							
BOW-BGWC-42D	WG	G					5			X	X	X	X	X							
BOW-BGWC-43D	WG	G					5			X	X	X	X	X							
BOW-BGWC-44D	WG	G					5			X	X	X	X	X							
BOW-BGWC-49D	WG	G					5			X	X	X	X	X							
BOW-BGWC-50D	WG	G			8/16/24	1107	5			X	X	X	X	X							
BOW-BGWC-51	WG	G					5			X	X	X	X	X							
BOW-BGWC-52	WG	G					5			X	X	X	X	X							

Lab Use Only: Proj. Mgr: Bonnie Vang; Acct.Num / Client ID:; Table #:; Profile / Template: 16507; Prelog / Bottle Ord. ID: EZ 3136135

** Container Size: (1) 1L, (2) 500ml, (3) 250ml, (4) 125ml, (5) 100ml, (6) 40ml vial, (7) EnCore, (8) TerraCore, (9) 90ml, (10) Other

*** Preservative Types: (1) None, (2) HNO3, (3) H2SO4, (4) HCl, (5) NaOH, (6) Zn Acetate, (7) NaHSO4, (8) Sod Thiosulfate, (9) Ascorbic Acid, (10) MeOH, (11) Other

Additional Instructions from Pace® :
Task Code: BOW-CCR-ASSMT-2024S2
App. III: Boron, Calcium, Chloride, Fluoride, Sulfate, TDS
App. IV: Antimony, Arsenic, Barium, Beryllium, Cadmium, Chromium, Cobalt, Combined Radium, Fluoride, Lead, Lithium, Mercury, Molybdenum, Selenium, Thallium

Collected By: Kevin Stephenson, William Lasker, Jay Siewert, Natalie Piparo
Printed Name
Signature
Resolute Environmental

Customer Remarks / Special Conditions / Possible Hazards:

Coolers: | Thermometer ID: | Correction Factor (°C): | Obs. Temp. (°C): | Corrected Temp. (°C): | [ ] On Ice

Relinquished by/Company: (Signature)	Date/Time:	Received by/Company: (Signature)	Date/Time:	Tracking Number:
Resolute Env.	8/20/24 1008	Ryan Williams / Pace	8/20/24 1008	
Ryan Williams / Pace	8/20/24 1408		8/20/24 1404	Delivered by: [ ] In-Person [ ] Courier [ ] FedEx [ ] UPS [ ] Other
Relinquished by/Company: (Signature)	Date/Time:	Received by/Company: (Signature)	Date/Time:	
Relinquished by/Company: (Signature)	Date/Time:	Received by/Company: (Signature)	Date/Time:	Page: 4 of 5

Submitting a sample via this chain of custody constitutes acknowledgment and acceptance of the Pace® Terms and Conditions found at https://www.pacelabs.com/resource-library/resource/pace-terms-and-conditions/

ENV-FRM-CORC-0019_v02_110123 ©

Pace

DC#_Title: ENV-FRM-HUNT-0000-V05_Sample Condition Upon Receipt

Effective Date: 05/24/2024

Laboratory receiving samples:
Asheville ☐ Eden ☐ Greenwood ☐ Huntersville ☐ Raleigh ☐ Mechanicsville ☐ Atlanta ☑ Kernersville ☐

Sample Condition Upon Receipt

Client Name: GA Power - Bowen

Project #:

Courier: ☐ Commercial ☐ Fed Ex ☑ Pace ☐ UPS ☐ USPS ☐ Other:____ ☐ Client

Custody Seal Present? ☑ Yes ☐ No Seals Intact? ☑ Yes ☐ No ☐ N/A

Date/Initials Person Examining Contents: 8/20/24 [illegible]

Packing Material: ☑ Bubble Wrap ☐ Bubble Bags ☐ None ☐ Other

Biological Tissue Frozen? ☐ Yes ☐ No ☑ N/A

Thermometer: ☐ IR Gun ID: 214

Type of Ice: ☑ Wet ☐ Blue ☐ None

Cooler Temp: 5.3

Correction Factor: Add/Subtract (°C) 0

Temp should be above freezing to 6°C
☐ Samples out of temp criteria. Samples on ice, cooling process has begun

Cooler Temp Corrected (°C): 5.3

USDA Regulated Soil (☐ N/A, water sample)
Did samples originate in a quarantine zone within the United States: CA, NY, or SC (check maps)? ☐ Yes ☐ No

Did samples originate from a foreign source (internationally, including Hawaii and Puerto Rico)? ☐ Yes ☐ No

				Comments/Discrepancy:
Chain of Custody Present?	☑ Yes	☐ No	☐ N/A	1.
Samples Arrived within Hold Time?	☑ Yes	☐ No	☐ N/A	2.
Short Hold Time Analysis (<72 hr.)?	☑ Yes	☐ No	☐ N/A	3.
Rush Turn Around Time Requested?	☐ Yes	☑ No	☐ N/A	4.
Sufficient Volume?	☑ Yes	☐ No	☐ N/A	5.
Correct Containers Used?	☑ Yes	☐ No	☐ N/A	6.
-Pace Containers Used?	☑ Yes	☐ No	☐ N/A	
Containers Intact?	☑ Yes	☐ No	☐ N/A	7.
Dissolved analysis: Samples Field Filtered?	☐ Yes	☑ No	☐ N/A	8.
Sample Labels Match COC?	☑ Yes	☐ No	☐ N/A	9.
-Includes Date/Time/ID/Analysis Matrix: WG				
Headspace in VOA Vials (>5-6mm)?	☐ Yes	☐ No	☑ N/A	10.
Trip Blank Present?	☐ Yes	☐ No	☑ N/A	11.
Trip Blank Custody Seals Present?	☐ Yes	☐ No	☑ N/A	

COMMENTS/SAMPLE DISCREPANCY

Field Data Required? ☐ Yes ☐ No

Lot ID of split containers:

CLIENT NOTIFICATION/RESOLUTION

Person contacted: _____ Date/Time: _____

Project Manager SCURF Review: _____ Date: _____

Project Manager SRF Review: _____ Date: _____

Qualtrax ID: 69614

*Check mark top half of box if pH and/or dechlorination is verified and within the acceptance range for preservation samples.
Exceptions: VOA, Coliform, TOC, Oil and Grease, DRO/8015 (water) DOC, LLHg
**Bottom half of box is to list number of bottles
***Check all unpreserved Nitrates for chlorine

Project #

Laboratory Receiving Location: Asheville ☐ Eden ☐ Greenwood ☐ Huntersville ☐ Raleigh ☐ Mechanicsville ☐ Atlanta ☐ Kernersville ☐

Client GA Power Profile/EZ (Circle one) 3136135 Notes

Item#	BP4U-125 mL Plastic Unpreserved (N/A) (Cl-)	BP3U-250 mL Plastic Unpreserved (N/A)	BP2U-500 mL Plastic Unpreserved (N/A)	BP1U-1 liter Plastic Unpreserved (N/A)	BP1L	BP4S-125 mL Plastic H2SO4 (pH < 2) (Cl-)	BP3N-250 mL plastic HNO3 (pH < 2)	BP4Z-125 mL Plastic ZN Acetate & NaOH (>9)	BP4B-125 mL Plastic NaOH (pH > 12) (Cl-)	WGFU-Wide-mouthed Glass Jar Unpreserved	AG1U-1 liter Amber Unpreserved (N/A) (Cl-)	AG1H-1 liter Amber HCl (pH < 2)	AG3U-250 mL Amber Unpreserved (N/A) (Cl-)	AG1S-1 liter Amber H2SO4 (pH < 2)	AG3S-250 mL Amber H2SO4 (pH < 2)	DG94-40 mL Amber NH4Cl (N/A)(Cl-)	DG9H-40 mL VOA HCl (N/A)	VG9T-40 mL VOA Na2S2O3 (N/A)	VG9U-40 mL VOA Unpreserved (N/A)	DG9V-40 mL VOA H3PO4 (N/A)	KP7U-50 mL Plastic Unpreserved (N/A)	V/GK (3 Vials per kit)-VPH/Gas kit (N/A)	SP5T-125 mL Sterile Plastic (N/A – lab)	SP2T-250 mL Sterile Plastic (N/A – lab)		BP3R-250 mL Plastic (NH2)2SO4 (9.3-9.7)	AG0U-100 mL Amber Unpreserved (N/A) (Cl-)	VSGU-20 mL Scintillation vials (N/A)	DG81-40 mL Amber Unpreserved vials (N/A)
CC																														
1		1	1		2		1 ✓																							
2		1	1		2		1 ✓																							
3		1	1		2		1 ✓																							
4		1	1		2		1 ✓																							
5																														
6																														
7																														
8																														
9																														
10																														
11																														
12																														

pH Adjustment Log for Preserved Samples

Sample ID	Type of Preservative	pH upon receipt	Date preservation adjusted	Time preservation adjusted	Amount of Preservative added	Lot #

Note: Whenever there is a discrepancy affecting North Carolina compliance samples, a copy of this form will be sent to the North Carolina DENR Certification Office (i.e. Out of hold, incorrect preservative, out of temp, incorrect containers.

Pace® Location Requested (City/State):

Pace Analytical Charlotte
9800 Kincey Ave. Suite 100, Huntersville, NC 28078

CHAIN-OF-CUSTODY Analytical Request Document

Chain-of-Custody is a LEGAL DOCUMENT - Complete all relevant fields

LAB USE ONLY- Affix Workorder/Login Label Here

Scan QR Code for Instructions

Company Name: Georgia Power - Bowen	Contact/Report To: Kristen Jurinko, Mintao Lu, Marty Crook
Street Address: 241 Ralph McGill Blvd NE, Atlanta, GA 30308	Phone #: (470) 217-0008
	E-Mail: knjurink@southernco.com
	Cc E-Mail: Laura Midkiff, Ben Hodges, Mike Smiley, Noelia Gangi
Customer Project #:	Invoice to: Account Payable
Project Name: Bowen AP-1	Invoice E-mail: georgiapowerinvoices@southernco.com
Site Collection Info/Facility ID (as applicable):	Purchase Order # (if applicable): GPC82474-0007
	Quote #:
Time Zone Collected: [ ] AK [ ] PT [ ] MT [ ] CT [X] ET	County / State origin of sample(s): Georgia
Data Deliverables: [ ] Level II [ ] Level III [ ] Level IV [ ] EQUIS [ ] Other_____	Regulatory Program (DW, RCRA, etc.) as applicable: Reportable [ ] Yes [ ] No
	Rush (Pre-approval required): [ ] Same Day [ ] 1 Day [ ] 2 Day [ ] 3 Day Other_____ Date Results Requested:
	DW PWSID # or WW Permit # as applicable: Field Filtered (if applicable): [ ] Yes [ ] No Analysis:

Specify Container Size **: 2 3 3 3 1 3

Identify Container Preservative Type***: 1 1 2 2 2 2

Analysis Requested

** Container Size: (1) 1L, (2) 500mL, (3) 250mL, (4) 125mL, (5) 100mL, (6) 40mL vial, (7) EnCore, (8) TerraCore, (9) 90mL, (10) Other

*** Preservative Types: (1) None, (2) HNO3, (3) H2SO4, (4) HCl, (5) NaOH, (6) Zn Acetate, (7) NaHSO4, (8) Sod Thiosulfate, (9) Ascorbic Acid, (10) MeOH, (11) Other

Lab Use Only: Proj. Mgr: Bonnie Vang; AcctNum / Client ID:; Table #:; Profile / Template: 16507; Prelog / Bottle Ord. ID: EZ 3136135

* Matrix Codes (Insert in Matrix box below): Drinking Water (DW), Ground Water (GW), Wastewater (WW), Product (P), Soil/Solid (SS), Oil (OL), Wipe (WP), Tissue (TS), Bioassay (B), Vapor (V), Surface Water (SW), Sediment (SED), Sludge (SL), Caulk (CK), Leachate (LL), Biosolid (BS), Other (OT)

Customer Sample ID	Matrix *	Comp / Grab	Composite Start Date	Composite Start Time	Collected or Composite End Date	Collected or Composite End Time	# Cont.	Residual Chlorine Result	Residual Chlorine Units	2540C Total Dissolved Solids	300.0-F, SO4**,Cl-	Appendix III	Appendix IV	RAD 226/228	Cobalt	Boron	Sample Comment	Preservation non-conformance Identified for sample.
BOW-BGWC-14A	WG	G					5			X	X	X	X	X				
BOW-BGWC-16	WG	G			8/19/24	1053	5			X	X	X	X	X				
BOW-BGWC-17	WG	G			8/19/24	1245	5			X	X	X	X	X				
BOW-BGWC-18	WG	G			8/19/24	1410	5			X	X	X	X	X				
BOW-BGWC-19	WG	G			8/19/24	1432	5			X	X	X	X	X				
BOW-BGWC-20	WG	G					5			X	X	X	X	X				
BOW-BGWC-21	WG	G					5			X	X	X	X	X				
BOW-BGWC-22	WG	G					5			X	X	X	X	X				
BOW-BGWC-23	WG	G					5			X	X	X	X	X				
BOW-BGWC-24	WG	G					5											

Additional Instructions from Pace®:
Task Code: BOW-CCR-ASSMT-2024S2
App. III: Boron, Calcium, Chloride, Fluoride, Sulfate, TDS
App. IV: Antimony, Arsenic, Barium, Beryllium, Cadmium, Chromium, Cobalt, Combined Radium, Fluoride, Lead, Lithium, Mercury, Molybdenum, Selenium, Thallium

Collected By: Printed Name: Kevin Stephenson, William Laaker, Jay Siewert, Natalie Pippin
Signature: Resolute Environmental

Customer Remarks / Special Conditions / Possible Hazards:

Coolers: Thermometer ID: Correction Factor (°C): Obs. Temp (°C): Corrected Temp (°C): [ ] On Ice

Relinquished by/Company: (Signature)	Date/Time:	Received by/Company: (Signature)	Date/Time:	Tracking Number:
Resolute Env.	8/20/24 1008	Evan William / Pace	8/20/24 1008	
Evan William / Pace	8/20/24 1408		8/20/24 1408	Delivered by: [ ] In-Person [ ] Courier [ ] FedEx [ ] UPS [ ] Other
Relinquished by/Company: (Signature)	Date/Time:	Received by/Company: (Signature)	Date/Time:	
Relinquished by/Company: (Signature)	Date/Time:	Received by/Company: (Signature)	Date/Time:	Page: 2 of 5

Submitting a sample via this chain of custody constitutes acknowledgment and acceptance of the Pace® Terms and Conditions found at https://www.pacelabs.com/resource-library/resource/pace-terms-and-conditions/

ENV-FRM-CORQ-0019_v02_110123

Pace® Location Requested (City/State):

Pace Analytical Charlotte
9800 Kincey Ave, Suite 100, Huntersville, NC 28078

CHAIN-OF-CUSTODY Analytical Request Document

Chain-of-Custody is a LEGAL DOCUMENT - Complete all relevant fields

LAB USE ONLY- Affix Workorder/Login Label Here

Scan QR Code for Instructions

Company Name: Georgia Power - Bowen	Contact/Report To: Kristen Jurinko, Minlao Lu, Marty Crook
Street Address: 241 Ralph McGill Blvd NE, Atlanta, GA 30308	Phone #: (470) 217-0008
	E-Mail: knjurink@southernco.com
Customer Project #:	Cc E-Mail: Laura Midkiff, Ben Hodges, Mike Smilley, Noelia Gengi
Project Name: Bowen AP-1	Invoice to: Account Payable
Site Collection Info/Facility ID (as applicable):	Invoice E-mail: georgiapowerinvoices@southernco.com
	Purchase Order # (if applicable): GPC82474-0007
	Quote #:
Time Zone Collected: [ ] AK [ ] PT [ ] MT [ ] CT [X] ET	County / State origin of sample(s): Georgia

Specify Container Size**: 2 3 3 3 1 1

Identify Container Preservative Type***: 1 1 2 2 2 2

**Container Size: (1) 1L, (2) 500mL, (3) 250mL, (4) 125mL, (5) 100mL, (6) 40mL vial, (7) EnCore, (8) Terracore, (9) None, (10) Other

*** Preservative Types: (1) None, (2) HNO3, (3) H2SO4, (4) HCl, (5) NaOH, (6) Zn Acetate, (7) NaHSO4, (8) Sod Thiosulfate, (9) Ascorbic Acid, (10) MeOH, (11) Other

Analysis Requested

Data Deliverables: [ ] Level II [ ] Level III [ ] Level IV [ ] EQUIS [ ] Other	Regulatory Program (DW, RCRA, etc.) as applicable: Reportable [ ] Yes [ ] No
	Rush (Pre-approval required): [ ] Same Day [ ] 1 Day [ ] 2 Day [ ] 3 Day Other
	Date Results Requested:
	DW PWSID # or WW Permit # as applicable:
	Field Filtered (if applicable): [ ] Yes [ ] No
	Analysis:

Lab Use Only: Proj. Mgr: Bonnie Vang; AcctNum / Client ID:; Table #:; Profile / Template: 16507; Prelog / Bottle Ord. ID: EZ 3136135

* Matrix Codes (Insert in Matrix box below): Drinking Water (DW), Ground Water (GW), Wastewater (WW), Product (P), Soil/Solid (SS), Oil (OL), Wipe (WP), Tissue (TS), Bioassay (B), Vapor (V), Surface Water (SW), Sediment (SED), Sludge (SL), Caulk (CK), Leachate (LL), Biosolid (BS), Other (OT)

Customer Sample ID	Matrix *	Comp / Grab	Composite Start Date	Composite Start Time	Collected or Composite End Date	Collected or Composite End Time	# Cont.	Residual Chlorine Results	Residual Chlorine Units	2540C Total Dissolved Solids	300.0 F, SO4, Cl	Appendix III	Appendix IV	RAD 226/228	Cobalt	Boron	Sample Comment	Preservation non-conformance identified for sample.
BOW-BGWC-25	WG	G					5			X	X	X	X	X				
BOW-BGWC-30	WG	G					5			X	X	X	X	X				
BOW-BGWA-6	WG	G					5			X	X	X	X	X				
BOW-BGWC-31	WG	G			8/19/24	1257	5			X	X	X	X	X				
BOW-BGWC-32	WG	G					5			X	X	X	X	X				
BOW-BGWC-34D	WG	G					5			X	X	X	X	X				
BOW-BGWC-35D	WG	G					5			X	X	X	X	X				
BOW-BGWC-36D	WG	G					5			X	X	X	X	X				
BOW-BGWC-37D	WG	G					5			X	X	X	X	X				
BOW-BGWC-38D	WG	G					5											

Additional Instructions from Pace®:
Task Code: BOW-CCR-ASSMT-2024S2
App. III: Boron, Calcium, Chloride, Fluoride, Sulfate, TDS
App. IV: Antimony, Arsenic, Barium, Beryllium, Cadmium, Chromium, Cobalt, Combined Radium, Fluoride, Lead, Lithium, Mercury, Molybdenum, Selenium, Thallium

Collected By: Kevin Stephenson, William Laaker, Jay Siewert, Natalie Piparo
Printed Name
Signature
Residuals Environmental

Customer Remarks / Special Conditions / Possible Hazards:

Coolers: Thermometer ID: Correction Factor (°C): Obs. Temp. (°C): Corrected Temp (°C): [ ] On Ice

Relinquished by/Company: (Signature)	Date/Time:	Received by/Company: (Signature)	Date/Time:	Tracking Number:
Residuals Env.	8/20/24 1008	Ryan Williams / Pace	8/20/24 1008	
Ryan Williams / Pace	8/20/24 1408		8/20/24 1408	Delivered by: [ ] In-Person [ ] Courier [ ] FedEx [ ] UPS [ ] Other
Relinquished by/Company: (Signature)	Date/Time:	Received by/Company: (Signature)	Date/Time:	
Relinquished by/Company: (Signature)	Date/Time:	Received by/Company: (Signature)	Date/Time:	Page: 3 of 5

Submitting a sample via this chain of custody constitutes acknowledgement and acceptance of the Pace® Terms and Conditions found at https://www.pacelabs.com/resource-library/resource/pace-terms-and-conditions/

ENV-FRM-CORQ-0019_v02_110123 ©

Pace® Location Requested (City/State):

Pace Analytical Charlotte
9800 Kincey Ave. Suite 100, Huntersville, NC 28078

CHAIN-OF-CUSTODY Analytical Request Document

Chain-of-Custody is a LEGAL DOCUMENT - Complete all relevant fields

LAB USE ONLY- Affix Workorder/Login Label Here

Scan QR Code for Instructions

Company Name: Georgia Power - Bowen	Contact/Report To: Kristen Jurinko, Mintao Lu, Marty Crook
Street Address: 241 Ralph McGill Blvd NE, Atlanta, GA 30308	Phone #: (470) 217-0008
	E-Mail: knjurink@southernco.com
	Cc E-Mail: Laura Midkiff, Ben Hodges, Mike Smilley, Noelia Gangi
Customer Project #:	Invoice to: Account Payable
Project Name: Bowen AP-1	Invoice E-mail: georgiapowerinvoices@southernco.com
Site Collection Info/Facility ID (as applicable):	Purchase Order # (if applicable): GPC82474-0007
	Quote #:
Time Zone Collected: [ ] AK [ ] PT [ ] MT [ ] CT [X] ET	County / State origin of sample(s): Georgia
Data Deliverables: [ ] Level II [ ] Level III [ ] Level IV [ ] EQUIS [ ] Other	Regulatory Program (DW, RCRA, etc.) as applicable: Reportable [ ] Yes [ ] No
	Rush (Pre-approval required): [ ] Same Day [ ] 1 Day [ ] 2 Day [ ] 3 Day Other Date Results Requested:
	DW PWSID # or WW Permit # as applicable:
	Field Filtered (if applicable): [ ] Yes [ ] No
	Analysis:

* Matrix Codes (Insert in Matrix box below): Drinking Water (DW), Ground Water (GW), Wastewater (WW), Product (P), Soil/Solid (SS), Oil (OL), Wipe (WP), Tissue (TS), Bioassay (B), Vapor (V), Surface Water (SW), Sediment (SED), Sludge (SL), Caulk (CK), Leachate (LL), Biosolid (BS), Other (OT)

Specify Container Size **: 2 3 3 3 1 3

Identify Container Preservative Type***: 1 1 2 2 2 2

Analysis Requested

Customer Sample ID	Matrix *	Comp / Grab	Composite Start Date	Composite Start Time	Collected or Composite End Date	Collected or Composite End Time	# Cont.	Residual Chlorine Result	Residual Chlorine Units	2540C Total Dissolved Solids	300.0 F, SO4, Cl	Appendix III	Appendix IV	3AD 226/228	Cobalt	Boron				Sample Comment
BOW-PZ-7	WG	G					5			X	X	X	X	X						
BOW-AP1-FD-09	WG	G			8/19/24	—	5			X	X	X	X	X						
BOW-AP1-FD-	WG	G					5			X	X	X	X	X						
BOW-AP1-FD-	WG	G					5			X	X	X	X	X						
BOW-AP1-FD-	WG	G					5			X	X	X	X	X						
BOW-AP1-FB-09	WQ	G			8/19/24	1531	5			X	X	X	X	X						
BOW-AP1-FB-	WQ	G					5			X	X	X	X	X						
BOW-AP1-EB-09	WQ	G			8/19/24	1534	5			X	X	X	X	X						
BOW-AP1-EB-	WQ	G					5			X	X	X	X	X						

Lab Use Only: Proj. Mgr: Bonnie Vang; AcctNum / Client ID:; Table #:; Profile / Template: 16507; Prelog / Bottle Ord. ID: EZ 3136135

Preservation non-conformance identified for sample

Additional Instructions from Pace®:
Task Code: BOW-CCR-ASSMT-2024S2
App. III: Boron, Calcium, Chloride, Fluoride, Sulfate, TDS
App. IV: Antimony, Arsenic, Barium, Beryllium, Cadmium, Chromium, Cobalt, Combined Radium, Fluoride, Lead, Lithium, Mercury, Molybdenum, Selenium, Thallium

Collected By: Printed Name: Kevin Stephenson, William Laaker, Jay Stewart, Natalie Piparo Signature: Freedom Environmental

Customer Remarks / Special Conditions / Possible Hazards:

Coolers: Thermometer ID: Correction Factor (°C): Obs. Temp (°C): Corrected Temp (°C): [ ] On Ice

Relinquished by/Company: (Signature)	Date/Time:	Received by/Company: (Signature)	Date/Time:	Tracking Number:
Rashite Env.	8/20/24 1008	William / Pace	8/20/24 1008	
William / Pace	8/20/24 1408		8/20/24 1408	Delivered by: [ ] In-Person [ ] Courier [ ] FedEx [ ] UPS [ ] Other
Relinquished by/Company: (Signature)	Date/Time:	Received by/Company: (Signature)	Date/Time:	
Relinquished by/Company: (Signature)	Date/Time:	Received by/Company: (Signature)	Date/Time:	Page: 5 of 5

Submitting a sample via this chain of custody constitutes acknowledgment and acceptance of the Pace® Terms and Conditions found at https://www.pacelabs.com/resource-library/resource/pace-terms-and-conditions/

ENV-FRM-CORQ-0019_v02_110123 ©

Pace® Location Requested (City/State):

Pace Analytical Charlotte
9800 Kincey Ave. Suite 100, Huntersville, NC 28078

CHAIN-OF-CUSTODY Analytical Request Document

Chain-of-Custody is a LEGAL DOCUMENT - Complete all relevant fields

LAB USE ONLY- Affix Workorder/Login Label Here

Scan QR Code for Instructions

Company Name: Georgia Power - Bowen	Contact/Report To: Kristen Junnko, Mintao Lu, Marty Crook
Street Address: 241 Ralph McGill Blvd NE, Atlanta, GA 30308	Phone #: (470) 217-0008
	E-Mail: knjurink@southernco.com
	Cc E-Mail: Laura Midkiff, Ben Hodges, Mike Smilley, Noelia Gangi
Customer Project #:	Invoice to: Account Payable
Project Name: Bowen AP-1	Invoice E-mail: georgiapowerinvoices@southernco.com
Site Collection Info/Facility ID (as applicable):	Purchase Order # (if applicable): GPC82474-0007
	Quote #:
Time Zone Collected: [ ] AK [ ] PT [ ] MT [ ] CT [X] ET	County / State origin of sample(s): Georgia
Data Deliverables: [ ] Level II [ ] Level III [ ] Level IV [ ] EQUIS [ ] Other	Regulatory Program (DW, RCRA, etc.) as applicable: Reportable [ ] Yes [ ] No
	Rush (Pre-approval required): [ ] Same Day [ ] 1 Day [ ] 2 Day [ ] 3 Day Other: Date Results Requested:
	DW PWSID # or WW Permit # as applicable: Field Filtered (if applicable): [ ] Yes [ ] No Analysis:

Specify Container Size **: 2 3 3 3 1 3

Identify Container Preservative Type***: 1 1 2 2 2 2

Analysis Requested

** Container Size: (1) 1L, (2) 500mL, (3) 250mL, (4) 125mL, (5) 100mL, (6) 40mL vial, (7) EnCore, (8) TerraCore, (9) 5gmL, (10) Other

*** Preservative Types: (1) None, (2) HNO3, (3) H2SO4, (4) HCl, (5) NaOH, (6) Zn Acetate, (7) NaHSO4, (8) Sod Thiosulfate, (9) Ascorbic Acid, (10) MeOH, (11) Other

Lab Use Only: Proj. Mgr: Bonnie Vang; AcctNum / Client ID:; Table #:; Profile / Template: 16507; Prelog / Bottle Ord. ID: EZ 3136135

* Matrix Codes (Insert in Matrix box below): Drinking Water (DW), Ground Water (GW), Wastewater (WW), Product (P), Soil/Solid (SS), Oil (OL), Wipe (WP), Tissue (TS), Bioassay (B), Vapor (V), Surface Water (SW), Sediment (SED), Sludge (SL), Caulk (CK), Leachate (LL), Biosolid (BS), Other (OT)

Customer Sample ID	Matrix *	Comp / Grab	Composite Start Date	Composite Start Time	Collected or Composite End Date	Collected or Composite End Time	# Cont.	Residual Chlorine Result	Residual Chlorine Units	2540C Total Dissolved Solids	300.0-F;SO4;Cl	Appendix III	Appendix IV	RAD 226/228	Cobalt	Boron	Sample Comment	Preservation non conformance identified for sample.
BOW-BGWA-2	WG	G					5			X	X	X	X	X				
BOW-BGWA-29	WG	G					5			X	X	X	X	X				
BOW-BGWA-33	WG	G					5			X	X	X	X	X				
BOW-BGWA-47D	WG	G					5			X	X	X	X	X				
BOW-BGWA-48D	WG	G					5			X	X	X	X	X				
BOW-BGWC-7	WG	G					5			X	X	X	X	X				
BOW-BGWC-8	WG	G					5			X	X	X	X	X				
BOW-BGWC-9	WG	G			8/19/24	1054	5			X	X	X	X	X				
BOW-BGWC-10	WG	G					5			X	X	X	X	X				
BOW-BGWC-12	WG	G			8/19/24	1108	5			X	X	X	X	X				

Additional Instructions from Pace®:
Task Code: BOW-CCR-ASSMT-2024S2
App. IB: Boron, Calcium, Chloride, Fluoride, Sulfate, TDS
App. IV: Antimony, Arsenic, Barium, Beryllium, Cadmium, Chromium, Cobalt, Combined Radium, Fluoride, Lead, Lithium, Mercury, Molybdenum, Selenium, Thallium

Collected By: Kevin Stephenson, William Laaker, Jay Siewert
Printed Name: Natalie Piparo
Signature: [signature] Resolute Environmental

Customer Remarks / Special Conditions / Possible Hazards:

Coolers: Thermometer ID: Correction Factor (°C): Obs. Temp. (°C): Corrected Temp. (°C): [ ] On Ice

Relinquished by/Company: (Signature)	Date/Time:	Received by/Company: (Signature)	Date/Time:
[signature] Resolute Env.	8/20/24 1008	[signature] / Pace	8/20/24 1009
[signature] / Pace	8/20/24 1408		8/20/24 1408

Tracking Number:

Delivered by: [ ] In-Person [ ] Courier [ ] FedEx [ ] UPS [ ] Other

Page: 1 of 5

Submitting a sample via this chain of custody constitutes acknowledgment and acceptance of the Pace® Terms and Conditions found at https://www.pacelabs.com/resource-library/resource/pace-terms-and-conditions/

ENV-FRM-CORQ-0019_v02_110123 ©

Pace

DC#_Title: ENV-FRM-HUNT-0000-100_

Effective Date: 05/24/2024

Laboratory receiving samples:
Asheville ☐ Eden ☐ Greenwood ☐ Huntersville ☐ Raleigh ☐ Mechanicsville ☐ Atlanta ☑ Kernersville ☐

Sample Condition Upon Receipt

Client Name: GA Power - Boren

Project #:

Courier: ☐ Commercial ☐ Fed Ex ☑ Pace ☐ UPS ☐ USPS ☐ Other:____ ☐ Client

Custody Seal Present? ☑ Yes ☐ No Seals Intact? ☑ Yes ☐ No ☐ N/A

Date/Initials Person Examining Contents: 5/20/24 [illegible]

Packing Material: ☑ Bubble Wrap ☐ Bubble Bags ☐ None ☐ Other

Biological Tissue Frozen? ☐ Yes ☐ No ☑ N/A

Thermometer: ☐ IR Gun ID: 214

Type of Ice: ☑ Wet ☐ Blue ☐ None

Cooler Temp: 5.3

Correction Factor: Add/Subtract (°C) 0

Temp should be above freezing to 6°C
☐ Samples out of temp criteria. Samples on ice, cooling proces has begun

Cooler Temp Corrected (°C): 5.3

USDA Regulated Soil (☐ N/A, water sample)
Did samples originate in a quarantine zone within the United States: CA, NY, or SC (check maps)? ☐ Yes ☐ No

Did samples originate from a foreign source (internationally, including Hawaii and Puerto Rico)? ☐ Yes ☐ No

				Comments/Discrepancy:
Chain of Custody Present?	☑ Yes	☐ No	☐ N/A	1.
Samples Arrived within Hold Time?	☑ Yes	☐ No	☐ N/A	2.
Short Hold Time Analysis (<72 hr.)?	☑ Yes	☐ No	☐ N/A	3.
Rush Turn Around Time Requested?	☐ Yes	☑ No	☐ N/A	4.
Sufficient Volume?	☑ Yes	☐ No	☐ N/A	5.
Correct Containers Used?	☑ Yes	☐ No	☐ N/A	6.
-Pace Containers Used?	☑ Yes	☐ No	☐ N/A	
Containers Intact?	☑ Yes	☐ No	☐ N/A	7.
Dissolved analysis: Samples Field Filtered?	☐ Yes	☑ No	☐ N/A	8.
Sample Labels Match COC?	☑ Yes	☐ No	☐ N/A	9.
-Includes Date/Time/ID/Analysis Matrix: WG WQ				
Headspace in VOA Vials (>5-6mm)?	☐ Yes	☐ No	☑ N/A	10.
Trip Blank Present?	☐ Yes	☐ No	☑ N/A	11.
Trip Blank Custody Seals Present?	☐ Yes	☐ No	☑ N/A	

Field Data Required? ☐ Yes ☐ No

COMMENTS/SAMPLE DISCREPANCY

Lot ID of split containers:

CLIENT NOTIFICATION/RESOLUTION

Person contacted: _____ Date/Time: _____

Project Manager SCURF Review: _____ Date: _____

Project Manager SRF Review: _____ Date: _____

Qualtrax ID: 69614

Pace ANALYTICAL SERVICES

DC#_Title: ENV-FRM-HUN1-0083 v05_Sample Condition Upon Receipt

Effective Date: 05/24/2024

*Check mark top half of box if pH and/or dechlorination is verified and within the acceptance range for preservation samples.
Exceptions: VOA, Coliform, TOC, Oil and Grease, DRO/8015 (water) DOC, LLHg
**Bottom half of box is to list number of bottles
***Check all unpreserved Nitrates for chlorine

Project #

Laboratory Receiving Location: Asheville ☐ Eden ☐ Greenwood ☐ Huntersville ☐ Raleigh ☐ Mechanicsville ☐ Atlanta ☑ Kernersville ☐

Client GA Power Profile/EZ (Circle one) 313135 Notes

Item#	BP4U-125 mL Plastic Unpreserved (N/A) (Cl-)	BP3U-250 mL Plastic Unpreserved (N/A)	BP2U-500 mL Plastic Unpreserved (N/A)	BP1U-1 liter Plastic Unpreserved (N/A)	BPIN	BP4S-125 mL Plastic H2SO4 (pH < 2) (Cl-)	BP3N-250 mL plastic HNO3 (pH < 2)	BP4Z-125 mL Plastic ZN Acetate & NaOH (>9)	BP4B-125 mL Plastic NaOH (pH > 12) (Cl-)	WGFU-Wide-mouthed Glass Jar Unpreserved	AG1U-1 liter Amber Unpreserved (N/A) (Cl-)	AG1H-1 liter Amber HCl (pH < 2)	AG3U-250 mL Amber Unpreserved (N/A) (Cl-)	AG1S-1 liter Amber H2SO4 (pH < 2)	AG3S-250 mL Amber H2SO4 (pH < 2)	DG94-40 mL Amber NH4Cl (N/A)(Cl-)	DG9H-40 mL VOA HCl (N/A)	VG9T-40 mL VOA Na2S2O3 (N/A)	VG9U-40 mL VOA Unpreserved (N/A)	DG9V-40 mL VOA H3PO4 (N/A)	KP7U-50 mL Plastic Unpreserved (N/A)	V/GK (3 vials per kit)-VPH/Gas kit (N/A)	SP5T-125 mL Sterile Plastic (N/A – lab)	SP2T-250 mL Sterile Plastic (N/A – lab)		BP3R-250 mL Plastic (NH2)2SO4 (9.3-9.7)	AG0U-100 mL Amber Unpreserved (N/A) (Cl-)	VSGU-20 mL Scintillation vials (N/A)
CC																													
1		1	1		2		1																						
2		1	1		2		1																						
3		1	1		2		1																						
4		1	1		2		1																						
5		1	1		2		1																						
6		1	1		2		1																						
7		1	1		2		1																						
8		1	1		2		1																						
9		1	1		2		1																						
10		1	1		2		1																						
11																													
12																													

pH Adjustment Log for Preserved Samples

Sample ID	Type of Preservative	pH upon receipt	Date preservation adjusted	Time preservation adjusted	Amount of Preservative added	Lot #

Note: Whenever there is a discrepancy affecting North Carolina compliance samples, a copy of this form will be sent to the North Carolina DENR Certification Office (i.e. Out of hold, incorrect preservative, out of temp, incorrect containers.

Pace® Location Requested (City/State):

Pace Analytical Charlotte
9800 Kincey Ave. Suite 100, Huntersville, NC 28078

CHAIN-OF-CUSTODY Analytical Request Document

Chain-of-Custody is a LEGAL DOCUMENT - Complete all relevant fields

LAB USE ONLY- Affix Workorder/Login Label Here

Scan QR Code for Instructions

Company Name: Georgia Power - Bowen	Contact/Report To: Kristen Jurinko, Mintao Lu, Marty Crook
Street Address: 241 Ralph McGill Blvd NE, Atlanta, GA 30308	Phone #: (470) 217-0008
	E-Mail: knjurink@southernco.com
	Cc E-Mail: Laura Midkiff, Ben Hodges, Mike Smilley, Noelia Gangi
Customer Project #:	Invoice to: Account Payable
Project Name: Bowen AP-1	Invoice E-mail: georgiapowerinvoices@southernco.com
Site Collection Info/Facility ID (as applicable):	Purchase Order # (if applicable): GPC82474-0007
	Quote #:
Time Zone Collected: [ ] AK [ ] PT [ ] MT [ ] CT [X] ET	County / State origin of sample(s): Georgia
Data Deliverables: [ ] Level I [ ] Level III [ ] Level IV [ ] EQUIS [ ] Other	Regulatory Program (DW, RCRA, etc.) as applicable: Reportable [ ] Yes [ ] No
	Rush (Pre-approval required): [ ] Same Day [ ] 1 Day [ ] 2 Day [ ] 3 Day Other
	Date Results Requested:
	DW PWSID # or WW Permit # as applicable:
	Field Filtered (if applicable): [ ] Yes [ ] No
	Analysis:

Specify Container Size **: 2 3 3 3 1 3

Identify Container Preservative Type***: 1 1 2 2 2 2

Analysis Requested

** Container Size: (1) 1L, (2) 500mL, (3) 250mL, (4) 125mL, (5) 100mL, (6) 40mL vial, (7) EnCore, (8) TerraCore, (9) 80mL, (10) Other

*** Preservative Types: (1) None, (2) HNO3, (3) H2SO4, (4) HCl, (5) NaOH, (6) Zn Acetate, (7) NaHSO4, (8) Sod. Thiosulfate, (9) Ascorbic Acid, (10) MeOH, (11) Other

Lab Use Only: Proj. Mgr: Bonnie Vang; AcctNum / Client ID:; Table #:; Profile / Template: 16507; Prelog / Bottle Ord. ID: EZ 3136135

* Matrix Codes (Insert in Matrix box below): Drinking Water (DW), Ground Water (GW), Wastewater (WW), Product (P), Soil/Solid (SS), Oil (OL), Wipe (WP), Tissue (TS), Bioassay (B), Vapor (V), Surface Water (SW), Sediment (SED), Sludge (SL), Caulk (CK), Leachate (LE), Biosolid (BS), Other (OT)

Customer Sample ID	Matrix *	Comp / Grab	Composite Start Date	Composite Start Time	Collected or Composite End Date	Collected or Composite End Time	# Cont.	Residual Chlorine Result	Residual Chlorine Units	2540C Total Dissolved Solids	300.0-F, SO4**, Cl-	Appendix III	Appendix IV	RAD 226/228	Cobalt	Boron	Sample Comment	Preservation non-conformance identified for sample
BOW-BGWC-14A	WG	G					5			X	X	X	X	X				
BOW-BGWC-16	WG	G					5			X	X	X	X	X				
BOW-BGWC-17	WG	G					5			X	X	X	X	X				
BOW-BGWC-18	WG	G					5			X	X	X	X	X				
BOW-BGWC-19	WG	G					5			X	X	X	X	X				
BOW-BGWC-20	WG	G					5			X	X	X	X	X				
BOW-BGWC-21	WG	G			8/22/24	1557	5			X	X	X	X	X				
BOW-BGWC-22	WG	G					5			X	X	X	X	X				
BOW-BGWC-23	WG	G			8/22/24	1521	5			X	X	X	X	X				
BOW-BGWC-24	WG	G					5											

Additional Instructions from Pace®:
Task Code: BOW-CCR-ASSMT-2024S2
App. III: Boron, Calcium, Chloride, Fluoride, Sulfate, TDS
App. IV: Antimony, Arsenic, Barium, Beryllium, Cadmium, Chromium, Cobalt, Combined Radium, Fluoride, Lead, Lithium, Mercury, Molybdenum, Selenium, Thallium

Collected By: Printed Name: Kevin Stephenson, William Laaker, Jay Siewert, Natalie Piparo
Signature:
Resolute Environmental

Customer Remarks / Special Conditions / Possible Hazards:

Coolers: Thermometer ID: Correction Factor (°C): Obs. Temp. (°C): Corrected Temp. (°C): [ ] On Ice

Relinquished by/Company: (Signature)	Date/Time:	Received by/Company: (Signature)	Date/Time:	Tracking Number:
Resolute Env.	8/23/24 1005	Ryan Williams / Pace	8/23/24 1605	
Ryan Williams / Pace	8/23/24 1220		8/23/24 1750	Delivered by: [ ] In-Person [ ] Courier [ ] FedEx [ ] UPS [ ] Other
Relinquished by/Company: (Signature)	Date/Time:	Received by/Company: (Signature)	Date/Time:	
Relinquished by/Company: (Signature)	Date/Time:	Received by/Company: (Signature)	Date/Time:	

Page: 2 of 5

Submitting a sample via this chain of custody constitutes acknowledgment and acceptance of the Pace® Terms and Conditions found at https://www.pacelabs.com/resource-library/resource/pace-terms-and-conditions/

ENV-FRM-CORQ-0019_v02_110123 ©

Pace® Location Requested (City/State):

Pace Analytical Charlotte
9800 Kincey Ave. Suite 100, Huntersville, NC 28078

CHAIN-OF-CUSTODY Analytical Request Document

Chain-of-Custody is a LEGAL DOCUMENT - Complete all relevant fields

LAB USE ONLY- Affix Workorder/Login Label Here

Scan QR Code for instructions

Company Name: Georgia Power - Bowon

Street Address: 241 Ralph McGill Blvd NE, Atlanta, GA 30308

Customer Project #:

Project Name: Bowen AP-1

Site Collection Info/Facility ID (as applicable):

Contact/Report To: Kristen Jurinko, Mintao Lu, Marty Crook

Phone #: (470) 217-0008

E-Mail: knjurink@southernco.com

Cc E-Mail: Laura Midkiff, Ben Hodges, Mike Smilley, Noelia Gangi

Invoice to: Account Payable

Invoice E-mail: georgiapowerinvoices@southernco.com

Purchase Order # (if applicable): GPC82474-0007

Quote #:

Time Zone Collected: [ ] AK [ ] PT [ ] MT [ ] CT [X] ET

County / State origin of sample(s): Georgia

Data Deliverables: [ ] Level II [ ] Level III [ ] Level IV [ ] EQUIS [ ] Other

Regulatory Program (DW, RCRA, etc.) as applicable: Reportable [ ] Yes [ ] No

Rush (Pre-approval required): [ ] Same Day [ ] 1 Day [ ] 2 Day [ ] 3 Day Other

Date Results Requested:

DW PWSID # or WW Permit # as applicable:

Field Filtered (if applicable): [ ] Yes [ ] No

Analysis:

Specify Container Size**: 2 3 3 3 1 3

Identify Container Preservative Type***: 1 1 2 2 2 2

Analysis Requested

**Container Size: (1) 1L, (2) 500mL, (3) 250mL, (4) 125mL, (5) 100mL, (6) 40mL vial, (7) EnCore, (8) TerraCore, (9) 10mL, (10) Other

*** Preservative Types: (1) None, (2) HNO3, (3) H2SO4, (4) HCl, (5) NaOH, (6) Zn Acetate, (7) NaHSO4, (8) Sod. Thiosulfate, (9) Ascorbic Acid, (10) MeOH, (11) Other

* Matrix Codes (Insert in Matrix box below): Drinking Water (DW), Ground Water (GW), Wastewater (WW), Product (P), Soil/Solid (SS), Oil (OL), Wipe (WP), Tissue (TS), Bioassay (B), Vapor (V), Surface Water (SW), Sediment (SED), Sludge (SL), Caulk (CK), Leachate (LL), Biosolid (BS), Other (OT)

Customer Sample ID	Matrix *	Comp / Grab	Composite Start Date	Composite Start Time	Collected or Composite End Date	Collected or Composite End Time	# Cont.	Residual Chlorine Result	Residual Chlorine Units	2540C Total Dissolved Solids	300.0-F, SO4*** Cl	Appendix III	Appendix IV	RAD 226/228	Cobalt	Boron				Sample Comment
BOW-BGWC-25	WG	G					5			X	X	X	X	X						
BOW-BGWC-30	WG	G			8/22/24	1300	5			X	X	X	X	X						
BOW-BGWA-6	WG	G					5			X	X	X	X	X						
BOW-BGWC-31	WG	G					5			X	X	X	X	X						
BOW-BGWC-32	WG	G					5			X	X	X	X	X						
BOW-BGWC-34D	WG	G					5			X	X	X	X	X						
BOW-BGWC-35D	WG	G			8/22/24	1208	5			X	X	X	X	X						
BOW-BGWC-36D	WG	G					5			X	X	X	X	X						
BOW-BGWC-37D	WG	G			8/22/24	1339	5			X	X	X	X	X						
BOW-BGWC-38D	WG	G			8/22/24	1032	5			X	X	X	X	X						

Lab Use Only: Proj. Mgr: Bonnie Vang; Acct.Num / Client ID:; Table #:; Profile / Template: 16507; Prelog / Bottle Ord. ID: EZ 3136135; Preservation non-conformance identified for sample

Additional Instructions from Pace*:
Task Code: BOW-CCR-ASSMT-2024S2
App III: Boron, Calcium, Chloride, Fluoride, Sulfate, TDS
App IV: Antimony, Arsenic, Barium, Beryllium, Cadmium, Chromium, Cobalt, Combined Radium, Fluoride, Lead, Lithium, Mercury, Molybdenum, Selenium, Thallium

Collected By: Kevin Stephenson, William Laaker, Jay Siewert, Natalie Piparo
Printed Name
Signature
Resolute Environmental

Customer Remarks / Special Conditions / Possible Hazards:

Coolers: Thermometer ID: Correction Factor (°C): Obs. Temp (°C): Corrected Temp (°C): [ ] On Ice

Relinquished by/Company: (Signature)	Date/Time	Received by/Company: (Signature)	Date/Time
Resolute Env.	8/23/24 1005	Ryan Williams / Pace	8/23/24 1005
Ryan Williams / Pace	8/22/24 1230		8/23/24 1230
Relinquished by/Company: (Signature)	Date/Time:	Received by/Company: (Signature)	Date/Time:
Relinquished by/Company: (Signature)	Date/Time:	Received by/Company: (Signature)	Date/Time:

Tracking Number:

Delivered by: [ ] In-Person [ ] Courier [ ] FedEX [ ] UPS [ ] Other

Submitting a sample via this chain of custody constitutes acknowledgment and acceptance of the Pace® Terms and Conditions found at https://www.pacelabs.com/resource-library/resource/pace-terms-and-conditions/

Pace® Location Requested (City/State):

Pace Analytical Charlotte
9800 Kincey Ave, Suite 100, Huntersville, NC 28078

CHAIN-OF-CUSTODY Analytical Request Document

Chain-of-Custody is a LEGAL DOCUMENT - Complete all relevant fields

LAB USE ONLY- Affix Workorder/Login Label Here

Scan QR Code for instructions

Company Name: Georgia Power - Bowon	Contact/Report To: Kristen Jurinko, Mintao Lu, Marty Crook
Street Address: 241 Ralph McGill Blvd NE, Atlanta, GA 30308	Phone #: (470) 217-0008
	E-Mail: knjurink@southernco.com
	Cc E-Mail: Laura Midkiff, Ben Hodges, Mike Smilley, Noelia Gangi
Customer Project #:	Invoice to: Account Payable
Project Name: Bowen AP-1	Invoice E-mail: georgiapowerinvoices@southernco.com
Site Collection Info/Facility ID (as applicable):	Purchase Order # (if applicable): GPC82474-0007
	Quote #:
Time Zone Collected: [ ] AK [ ] PT [ ] MT [ ] CT [X] ET	County / State origin of sample(s): Georgia
Data Deliverables: [ ] Level II [ ] Level III [ ] Level IV [ ] EQUIS [ ] Other	Regulatory Program (DW, RCRA, etc.) as applicable: Reportable [ ] Yes [ ] No
	Rush (Pre-approval required): [ ] Same Day [ ] 1 Day [ ] 2 Day [ ] 3 Day Other
	Date Results Requested:
	DW PWSID # or WW Permit # as applicable:
	Field Filtered (if applicable): [ ] Yes [ ] No
	Analysis:

Specify Container Size **: 2 3 3 3 1 3

Identify Container Preservative Type***: 1 1 2 2 2 2

** Container Size: (1) 1L, (2) 500mL, (3) 250mL, (4) 125mL, (5) 100mL, (6) 40ml vial, (7) EnCore, (8) TerraCore, (9) 5Cml, (10) Other

*** Preservative Types: (1) None, (2) HNO3, (3) H2SO4, (4) HCl, (5) NaOH, (6) Zn Acetate, (7) NaHSO4, (8) Sod Thiosulfate, (9) Ascorbic Acid, (10) MeOH, (11) Other

Analysis Requested

Lab Use Only: Proj. Mgr: Bonnie Vang; Acct.Num / Client ID:; Table #:; Profile / Template: 16507; Prelog / Bottle Ord. ID: EZ 3136135

Preservation non-conformance identified for sample.

* Matrix Codes (Insert in Matrix box below): Drinking Water (DW), Ground Water (GW), Wastewater (WW), Product (P), Soil/Solid (SS), Oil (OL), Wipe (WP), Tissue (TS), Bioassay (B), Vapor (V), Surface Water (SW), Sediment (SED), Sludge (SL), Caulk (CK), Leachate (LL), Biosolid (BS), Other (OT)

Customer Sample ID	Matrix *	Comp / Grab	Composite Start Date	Composite Start Time	Collected or Composite End Date	Collected or Composite End Time	# Cont.	Residual Chlorine Result	Residual Chlorine Units	2540C Total Dissolved Solids	300.0 F, SO4**, Cl*	Appendix III	Appendix IV	RAD 226/228	Cobalt	Boron	Sample Comment
BOW-BGWC-39	WG	G			8/22/24	1023	5			X	X	X	X	X			
BOW-BGWC-40	WG	G					5			X	X	X	X	X			
BOW-BGWC-41D	WG	G					5			X	X	X	X	X			
BOW-BGWC-42D	WG	G					5			X	X	X	X	X			
BOW-BGWC-43D	WG	G					5			X	X	X	X	X			
BOW-BGWC-44D	WG	G					5			X	X	X	X	X			
BOW-BGWC-49D	WG	G					5			X	X	X	X	X			
BOW-BGWC-50D	WG	G					5			X	X	X	X	X			
BOW-BGWC-51	WG	G					5			X	X	X	X	X			
BOW-BGWC-52	WG	G					5										

Additional Instructions from Pace®:
Task Code: BOW-CCR-ASSMT-2024S2
App. III: Boron, Calcium, Chloride, Fluoride, Sulfate, TDS
App. IV: Antimony, Arsenic, Barium, Beryllium, Cadmium, Chromium, Cobalt, Combined Radium, Fluoride, Lead, Lithium, Mercury, Molybdenum, Selenium, Thallium

Collected By: Kevin Stephenson, William Laaker, Jay Siewert, Natalie Piparo
Printed Name
Signature
Pace Analytical / Absolute Environmental

Customer Remarks / Special Conditions / Possible Hazards:

Coolers: Thermometer ID: Correction Factor (°C): Obs. Temp (°C): Corrected Temp (°C): [ ] On Ice

Relinquished by/Company: (Signature)	Date/Time:	Received by/Company: (Signature)	Date/Time:	Tracking Number:
Absolute Env.	8/23/24 1005	Brian Williams / Pace	8/23/24 1605	
Relinquished by/Company: (Signature) Brian Williams / Pace	8/23/24 1230	Received by/Company: (Signature)	8/23/24 1230	Delivered by: [ ] In-Person [ ] Courier [ ] FedEX [ ] UPS [ ] Other
Relinquished by/Company: (Signature)	Date/Time:	Received by/Company: (Signature)	Date/Time:	
Relinquished by/Company: (Signature)	Date/Time:	Received by/Company: (Signature)	Date/Time:	Page: 4 of 5

Submitting a sample via this chain of custody constitutes acknowledgment and acceptance of the Pace® Terms and Conditions found at https://www.pacelabs.com/resource-library/resource/pace-terms-and-conditions/

ENV-FRM-CORQ-0019_v02_110123 ©

Pace® Location Requested (City/State):

Pace Analytical Charlotte
9800 Kincey Ave, Suite 200, Huntersville, NC 28079

CHAIN-OF-CUSTODY Analytical Request Document

Chain-of-Custody is a LEGAL DOCUMENT - Complete all relevant fields

LAB USE ONLY- Affix Workorder/Login Label Here

Scan QR Code for instructions

Company Name: Georgia Power - Bowen	Contact/Report To: Kristen Jurinko, Mintao Lu, Marty Crook
Street Address: 241 Ralph McGill Blvd NE, Atlanta, GA 30308	Phone #: (470) 217-0008
	E-Mail: krjurink@southernco.com
	Cc E-Mail: Laura Midkiff, Ben Hodges, Mike Smilley, Noelia Gangi
Customer Project #:	Invoice to: Account Payable
Project Name: Bowen AP-1	Invoice E-mail: georgiapowerinvoices@southernco.com
Site Collection Info/Facility ID (as applicable):	Purchase Order # (if applicable): GPC82474-0007
	Quote #:
Time Zone Collected: [ ] AK [ ] PT [ ] MT [ ] CT [X] ET	County / State origin of sample(s): Georgia

Data Deliverables: [ ] Level II [ ] Level III [ ] Level IV [ ] EQUIS [ ] Other

Regulatory Program (DW, RCRA, etc.) as applicable: Reportable [ ] Yes [ ] No

Rush (Pre-approval required): [ ] Same Day [ ] 1 Day [ ] 2 Day [ ] 3 Day Other

Date Results Requested:

DW PWSID # or WW Permit # as applicable:

Field Filtered (if applicable): [ ] Yes [ ] No

Analysis:

* Matrix Codes (Insert in Matrix box below): Drinking Water (DW), Ground Water (GW), Wastewater (WW), Product (P), Soil/Solid (SS), Oil (OL), Wipe (WP), Tissue (TS), Bioassay (B), Vapor (V), Surface Water (SW), Sediment (SED), Sludge (SL), Caulk (CK), Leachate (LL), Biosolid (BS), Other (OT)

Specify Container Size **: 2 3 3 3 1 3

Identify Container Preservative Type***: 1 1 2 2 2 2

Analysis Requested

Customer Sample ID	Matrix *	Comp / Grab	Composite Start Date	Composite Start Time	Collected or Composite End Date	Collected or Composite End Time	# Cont.	Residual Chlorine Result	Residual Chlorine Units	2540C Total Dissolved Solids	300.0 F, SO4, Cl	Appendix III	Appendix IV	RAD 226/228	Cobalt	Boron				Sample Comment	Preservation non-conformance identified for sample
BOW-PZ-7	WG	G			8/22/24	1247	5			X	X	X	X	X							
BOW-AP1-FD-12	WG	G			8/22/24	—	5			X	X	X	X	X							
BOW-AP1-FD-	WG	G					5			X	X	X	X	X							
BOW-AP1-FD-	WG	G					5			X	X	X	X	X							
BOW-AP1-FD-	WG	G					5			X	X	X	X	X							
BOW-AP1-FB-12	WQ	G			8/22/24	1643	5			X	X	X	X	X							
BOW-AP1-FB-	WQ	G					5			X	X	X	X	X							
BOW-AP1-EB-12	WQ	G			8/22/24	1634	5			X	X	X	X	X							
BOW-AP1-EB-	WQ	G					5			X	X	X	X	X							

Lab Use Only: Proj. Mgr: Bonnie Vang; AcctNum / Client ID:; Table #:; Profile / Template: 16507; Prelog / Bottle Ord. ID: EZ 3136135

Additional Instructions from Pace®:
Task Code: BOW-CCR-ASSMT-2024S2
App. III: Boron, Calcium, Chloride, Fluoride, Sulfate, TDS
App. IV: Antimony, Arsenic, Barium, Beryllium, Cadmium, Chromium, Cobalt, Combined Radium, Fluoride, Lead, Lithium, Mercury, Molybdenum, Selenium, Thallium

Collected By: Printed Name: Kevin Stephenson, William Laaker, Jay Siewert, Natalie Piparo
Signature: [signature] Resolute Environmental

Customer Remarks / Special Conditions / Possible Hazards:

Coolers: Thermometer ID: Correction Factor (°C) Obs. Temp. (°C): Corrected Temp (°C): [ ] On Ice

Relinquished by/Company: (Signature)	Date/Time	Received by/Company: (Signature)	Date/Time	Tracking Number:
[signature] Resolute Env.	8/23/24 1005	Ryan Williams / Pace	8/23/24 1005	
Ryan Williams / Pace	8/23/24 1230	[signature]	8/23/24 1230	Delivered by: [ ] In-Person [ ] Courier [ ] FedEx [ ] UPS [ ] Other
Relinquished by/Company: (Signature)	Date/Time:	Received by/Company: (Signature)	Date/Time:	
Relinquished by/Company: (Signature)	Date/Time:	Received by/Company: (Signature)	Date/Time:	Page: 5 of 5

Submitting a sample via this chain of custody constitutes acknowledgment and acceptance of the Pace® Terms and Conditions found at https://www.pacelabs.com/resource-library/resource/pace-terms-and-conditions/

ENV-FRM-CORQ-0019_v02_110123 ©

Pace	DC#_Title: ENV-FRM-HUN1-0083 v05_Sample Condition Upon Receipt
	Effective Date: 05/24/2024

Laboratory receiving samples:
Asheville ☐ Eden ☐ Greenwood ☐ Huntersville ☐ Raleigh ☐ Mechanicsville ☐ Atlanta ☑ Kernersville ☐

Sample Condition Upon Receipt

Client Name: GA Power - Bowen

Project #:

Courier: ☐ Commercial ☐ Fed Ex ☑ Pace ☐ UPS ☐ USPS ☐ Other:____ ☐ Client

Custody Seal Present? ☑ Yes ☐ No Seals Intact? ☑ Yes ☐ No ☐ N/A

Date/Initials Person Examining Contents: 3/28/24 DM

Packing Material: ☑ Bubble Wrap ☐ Bubble Bags ☐ None ☐ Other

Biological Tissue Frozen? ☐ Yes ☐ No ☑ N/A

Thermometer:
☐ IR Gun ID: 214

Type of Ice: ☑ Wet ☐ Blue ☐ None

Cooler Temp: 4.5 Correction Factor: Add/Subtract (°C) 0

Temp should be above freezing to 6°C
☐ Samples out of temp criteria. Samples on ice, cooling process has begun

Cooler Temp Corrected (°C): 4.5

USDA Regulated Soil (☐ N/A, water sample)
Did samples originate in a quarantine zone within the United States: CA, NY, or SC (check maps)? ☐ Yes ☐ No

Did samples originate from a foreign source (internationally, including Hawaii and Puerto Rico)? ☐ Yes ☐ No

				Comments/Discrepancy:
Chain of Custody Present?	☑ Yes	☐ No	☐ N/A	1.
Samples Arrived within Hold Time?	☑ Yes	☐ No	☐ N/A	2.
Short Hold Time Analysis (<72 hr.)?	☑ Yes	☐ No	☐ N/A	3.
Rush Turn Around Time Requested?	☐ Yes	☑ No	☐ N/A	4.
Sufficient Volume?	☑ Yes	☐ No	☐ N/A	5.
Correct Containers Used?	☑ Yes	☐ No	☐ N/A	6.
-Pace Containers Used?	☑ Yes	☐ No	☐ N/A	
Containers Intact?	☑ Yes	☐ No	☐ N/A	7.
Dissolved analysis: Samples Field Filtered?	☐ Yes	☑ No	☐ N/A	8.
Sample Labels Match COC?	☑ Yes	☐ No	☐ N/A	9.
-Includes Date/Time/ID/Analysis Matrix: WO, WQ				
Headspace in VOA Vials (>5-6mm)?	☐ Yes	☐ No	☐ N/A	10.
Trip Blank Present?	☐ Yes	☐ No	☐ N/A	11.
Trip Blank Custody Seals Present?	☐ Yes	☐ No	☐ N/A	

COMMENTS/SAMPLE DISCREPANCY

Field Data Required? ☐ Yes ☐ No

Lot ID of split containers:

CLIENT NOTIFICATION/RESOLUTION

Person contacted: _____ Date/Time: _____

Project Manager SCURF Review: _____ Date: _____

Project Manager SRF Review: _____ Date: _____

Pace ANALYTICAL SERVICES

DC#_Title: ENV-FRM-HUN1-0083 v05_Sample Condition Upon Receipt

Effective Date: 05/24/2024

*Check mark top half of box if pH and/or dechlorination is verified and within the acceptance range for preservation samples.
Exceptions: VOA, Coliform, TOC, Oil and Grease, DRO/8015 (water) DOC, LLHg
**Bottom half of box is to list number of bottles
***Check all unpreserved Nitrates for chlorine

Project #

Laboratory Receiving Location: Asheville ☐ Eden ☐ Greenwood ☐ Huntersville ☐ Raleigh ☐ Mechanicsville ☐ Atlanta ☑ Kernersville ☐

Client GA Power Bowen Profile/EZ (Circle one) 313135 Notes

Item#	BP4U-125 mL Plastic Unpreserved (N/A) (Cl-)	BP3U-250 mL Plastic Unpreserved (N/A)	BP2U-500 mL Plastic Unpreserved (N/A)	BP1U-1 liter Plastic Unpreserved (N/A)	BP1N	BP4S-125 mL Plastic H2SO4 (pH < 2) (Cl-)	BP3N-250 mL plastic HNO3 (pH < 2)	BP4Z-125 mL Plastic ZN Acetate & NaOH (>9)	BP4B-125 mL Plastic NaOH (pH > 12) (Cl-)	WGFU-Wide-mouthed Glass Jar Unpreserved	AG1U-1 liter Amber Unpreserved (N/A) (Cl-)	AG1H-1 liter Amber HCl (pH < 2)	AG3U-250 mL Amber Unpreserved (N/A) (Cl-)	AG1S-1 liter Amber H2SO4 (pH < 2)	AG3S-250 mL Amber H2SO4 (pH < 2)	DG84-40 mL Amber NH4Cl (N/A)(Cl-)	DG9H-40 mL VOA HCl (N/A)	VG9T-40 mL VOA Na2S2O3 (N/A)	VG9U-40 mL VOA Unpreserved (N/A)	DG9V-40 mL VOA H3PO4 (N/A)	KP7U-50 mL Plastic Unpreserved (N/A)	V/GK (3 vials per kit)-VPH/Gas kit (N/A)	SP5T-125 mL Sterile Plastic (N/A – lab)	SP2T-250 mL Sterile Plastic (N/A – lab)		BP3R-250 mL Plastic (NH2)2SO4 (9.3-9.7)	AG0U-100 mL Amber Unpreserved (N/A) (Cl-)	VSGU-20 mL Scintillation vials (N/A)	DG9U-40 mL Amber Unpreserved vials (N/A)
CC																														
1		1	1		2		1 ✓																							
2		1	1		2		1 ✓																							
3		1	1		2		1 ✓																							
4		1	1		2		1 ✓																							
5		1	1		2		1 ✓																							
6		1	1		2		1 ✓																							
7		1	1		2		1 ✓																							
8		1	1		2		1 ✓																							
9		1	1		2		1 ✓																							
10		1	1		2		1 ✓																							
11		1	1		2		1 ✓																							
12																														

pH Adjustment Log for Preserved Samples

Sample ID	Type of Preservative	pH upon receipt	Date preservation adjusted	Time preservation adjusted	Amount of Preservative added	Lot #

Note: Whenever there is a discrepancy affecting North Carolina compliance samples, a copy of this form will be sent to the North Carolina DENR Certification Office (i.e. Out of hold, incorrect preservative, out of temp, incorrect containers.

Pace® Location Requested (City/State):

Pace Analytical Charlotte
9800 Kincey Ave. Suite 100, Huntersville, NC 28078

CHAIN-OF-CUSTODY Analytical Request Document

Chain-of-Custody is a LEGAL DOCUMENT - Complete all relevant fields

LAB USE ONLY- Affix Workorder/Login Label Here

Scan QR Code for Instructions

Company Name: Georgia Power - Bowen	Contact/Report To: Kristen Jurinko, Mintao Lu, Marty Crook
Street Address: 241 Ralph McGill Blvd NE, Atlanta, GA 30308	Phone #: (470) 217-0008
	E-Mail: krjurink@southernco.com
	Cc E-Mail: Laura Midkiff, Ben Hodges, Mike Smilley, Noelia Gangi
Customer Project #:	Invoice to: Account Payable
Project Name: Bowen AP-1	Invoice E-mail: georgiapowerinvoices@southernco.com
Site Collection Info/Facility ID (as applicable):	Purchase Order # (if applicable): GPC82474-0007
	Quote #:
Time Zone Collected: [ ] AK [ ] PT [ ] MT [ ] CT [X] ET	County / State origin of sample(s): Georgia
Data Deliverables: [ ] Level II [ ] Level III [ ] Level IV [ ] EQUIS [ ] Other	Regulatory Program (DW, RCRA, etc.) as applicable: Reportable [ ] Yes [ ] No
	Rush (Pre-approval required): [ ] Same Day [ ] 1 Day [ ] 2 Day [ ] 3 Day Other
	Date Results Requested:
	DW PWSID # or WW Permit # as applicable:
	Field Filtered (if applicable): [ ] Yes [ ] No
	Analysis:

Specify Container Size **: 2 3 3 3 1 3

Identify Container Preservative Type***: 1 1 2 2 2 2

Analysis Requested

** Container Size: (1) 1L, (2) 500mL, (3) 250mL, (4) 125mL, (5) 100mL, (6) 40mL vial, (7) EnCore, (8) TerraCore, (9) 80mL, (10) Other

*** Preservative Types: (1) None, (2) HNO3, (3) H2SO4, (4) HCl, (5) NaOH, (6) Zn Acetate, (7) NaHSO4, (8) Sod Thiosulfate, (9) Ascorbic Acid, (10) MeOH, (11) Other

Lab Use Only

Proj. Mgr: Bonnie Vana
AcctNum / Client ID:
Table #:
Profile / Template: 16507
Prelog / Bottle Ord. ID: EZ 3136135

* Matrix Codes (Insert in Matrix box below): Drinking Water (DW), Ground Water (GW), Wastewater (WW), Product (P), Soil/Solid (SS), Oil (OL), Wipe (WP), Tissue (TS), Bioassay (B), Vapor (V), Surface Water (SW), Sediment (SED), Sludge (SL), Caulk (CK), Leachate (LL), Biosolid (BS), Other (OT)

Customer Sample ID	Matrix *	Comp / Grab	Composite Start Date	Composite Start Time	Collected or Composite End Date	Collected or Composite End Time	# Cont.	Residual Chlorine Result	Residual Chlorine Units	2540C Total Dissolved Solids	300.0-F, SO4, Cl-	Appendix III	Appendix IV	RAD 226/228	Cobalt	Boron	Sample Comment	Preservation non-conformance identified for sample
BOW-BGWA-2	WG	G					5			X	X	X	X	X				
BOW-BGWA-29	WG	G					5			X	X	X	X	X				
BOW-BGWA-33	WG	G					5			X	X	X	X	X				
BOW-BGWA-47D	WG	G					5			X	X	X	X	X				
BOW-BGWA-48D	WG	G					5			X	X	X	X	X				
BOW-BGWC-7	WG	G					5			X	X	X	X	X				
BOW-BGWC-8	WG	G					5			X	X	X	X	X				
BOW-BGWC-9	WG	G					5			X	X	X	X	X				
BOW-BGWC-10	WG	G			8/20/24	1009	5			X	X	X	X	X				
BOW-BGWC-12	WG	G					5											

Additional Instructions from Pace®:
Task Code: BOW-CCR-ASSMT-2024S2
App. III: Boron, Calcium, Chloride, Fluoride, Sulfate, TDS
App. IV: Antimony, Arsenic, Barium, Beryllium, Cadmium, Chromium, Cobalt, Combined Radium, Fluoride, Lead, Lithium, Mercury, Molybdenum, Selenium, Thallium

Collected By: Kevin Stephenson, William Laaker, Jay Siewert, Natalie Picaro
Printed Name
Signature
Resolute Environmental

Customer Remarks / Special Conditions / Possible Hazards:

Coolers: Thermometer ID: Correction Factor (°C): Obs. Temp (°C): Corrected Temp (°C): [ ] On Ice

Relinquished by/Company: (Signature)	Date/Time:	Received by/Company: (Signature)	Date/Time:
Resolute, ENV.	8/23/24 1005	Lyan Williams / Pace	8/23/24 1005
Lyan Williams / Pace	8/23/24 1230		8/23/24 1230
Relinquished by/Company: (Signature)	Date/Time:	Received by/Company: (Signature)	Date/Time:
Relinquished by/Company: (Signature)	Date/Time:	Received by/Company: (Signature)	Date/Time:

Tracking Number:

Delivered by: [ ] In-Person [ ] Courier [ ] FedEX [ ] UPS [ ] Other

Page: 1 of 5

Submitting a sample via this chain of custody constitutes acknowledgment and acceptance of the Pace® Terms and Conditions found at https://www.pacelabs.com/resource-library/resource/pace-terms-and-conditions/

ENV-FRM-CORQ-0019_v02_110123 ©

Pace® Location Requested (City/State):

Pace Analytical Charlotte
9800 Kincey Ave. Suite 100, Huntersville, NC 28078

CHAIN-OF-CUSTODY Analytical Request Document

Chain-of-Custody is a LEGAL DOCUMENT - Complete all relevant fields

LAB USE ONLY- Affix Workorder/Login Label Here

Scan QR Code for instructions

Company Name: Georgia Power - Bowen	Contact/Report To: Kristen Jurinko, Mintao Lu, Marty Crook
Street Address: 241 Ralph McGill Blvd NE, Atlanta GA 30308	Phone #: (470) 217-0008
	E-Mail: knjurink@southernco.com
	Cc E-Mail: Laura Midkiff, Ben Hodges, Mike Smilley, Noelia Gangi
Customer Project #:	Invoice to: Account Payable
Project Name: Bowen AP-1	Invoice E-mail: georgiapowerinvoices@southernco.com
Site Collection Info/Facility ID (as applicable):	Purchase Order # (if applicable): GPC82474-0007
	Quote #:
Time Zone Collected: [ ] AK [ ] PT [ ] MT [ ] CT [X] ET	County / State origin of sample(s): Georgia

Data Deliverables: [ ] Level II [ ] Level III [ ] Level IV [ ] EQUIS [ ] Other_____

Regulatory Program (DW, RCRA, etc.) as applicable: Reportable [ ] Yes [ ] No

Rush (Pre-approval required): [ ] Same Day [ ] 1 Day [ ] 2 Day [ ] 3 Day Other _____

Date Results Requested:

DW PWSID # or WW Permit # as applicable:

Field Filtered (if applicable): [ ] Yes [ ] No

Analysis:

* Matrix Codes (Insert in Matrix box below): Drinking Water (DW), Ground Water (GW), Wastewater (WW), Product (P), Soil/Solid (SS), Oil (OL), Wipe (WP), Tissue (TS), Bioassay (B), Vapor (V), Surface Water (SW), Sediment (SED), Sludge (SL), Caulk (CK), Leachate (LL), Biosolid (BS), Other (OT)

Customer Sample ID	Matrix *	Comp / Grab	Composite Start Date	Composite Start Time	Collected or Composite End Date	Collected or Composite End Time	# Cont.	Residual Chlorine Result	Residual Chlorine Units	2540C Total Dissolved Solids	300.0 F, SO4, Cl	Appendix III	Appendix IV	RAD 226/228	Cobalt	Boron	Sample Comment
BOW-BGWC-14A	WG	G					5			X	X	X	X	X			
BOW-BGWC-16	WG	G					5			X	X	X	X	X			
BOW-BGWC-17	WG	G					5			X	X	X	X	X			
BOW-BGWC-18	WG	G					5			X	X	X	X	X			
BOW-BGWC-19	WG	G					5			X	X	X	X	X			
BOW-BGWC-20	WG	G			8/20/24	1118	5			X	X	X	X	X			
BOW-BGWC-21	WG	G					5			X	X	X	X	X			
BOW-BGWC-22	WG	G					5			X	X	X	X	X			
BOW-BGWC-23	WG	G					5			X	X	X	X	X			
BOW-BGWC-24	WG	G					5			X	X	X	X	X			

Specify Container Size **: 2 3 3 3 1 3

Identify Container Preservative Type***: 1 1 2 2 2 2

Analysis Requested

** Container Size: (1) 1L, (2) 500ml, (3) 250ml, (4) 125mL, (5) 100mL, (6) 40mL vial, (7) EnCore, (8) TerraCore, (9) 5Gml, (10) Other

*** Preservative Types: (1) None, (2) HNO3, (3) H2SO4, (4) HCl, (5) NaOH, (6) Zn Acetate, (7) NaHSO4, (8) Sod. Thiosulfate, (9) Ascorbic Acid, (10) MeOH, (11) Other

Lab Use Only

Proj. Mgr: Bonnie Vang

Acct Num / Client ID:

Table #:

Profile / Template: 16507

Prelog / Bottle Ord. ID: EZ 3136135

Preservation non-conformance identified for sample

Additional Instructions from Pace®:
Task Code: BOW-CCR-ASSMT-2024S2
App. III: Boron, Calcium, Chloride, Fluoride, Sulfate, TDS
App. IV: Antimony, Arsenic, Barium, Beryllium, Cadmium, Chromium, Cobalt, Combined Radium, Fluoride, Lead, Lithium, Mercury, Molybdenum, Selenium, Thallium

Collected By: Printed Name: Kevin Stephenson, William Laaker, Jay Siewert, Natalie Piparo
Signature:

Customer Remarks / Special Conditions / Possible Hazards:

Coolers: Thermometer ID: Correction Factor (°C): Obs. Temp (°C): Corrected Temp (°C): [ ] On Ice

Relinquished by/Company: (Signature)	Date/Time:	Received by/Company: (Signature)	Date/Time:	Tracking Number:
Kevin Stephenson / Resolute Env.	8/23/24 1005	Ryan Williams / Pace	8/23/24 1005	
Ryan Williams / Pace	8/23/24 1230		8/23/24 1230	Delivered by: [ ] In-Person [ ] Courier [ ] FedEx [ ] UPS [ ] Other
Relinquished by/Company: (Signature)	Date/Time:	Received by/Company: (Signature)	Date/Time:	
Relinquished by/Company: (Signature)	Date/Time:	Received by/Company: (Signature)	Date/Time:	

Page: 2 of 5

Submitting a sample via this chain of custody constitutes acknowledgment and acceptance of the Pace® Terms and Conditions found at https://www.pacelabs.com/resource-library/resource/pace-terms-and-conditions/

ENV-FRM-CORQ-0019_v02_210123 ©

Pace® Location Requested (City/State):

Pace Analytical Charlotte
9800 Kincey Ave. Suite 200, Huntersville, NC 28078

CHAIN-OF-CUSTODY Analytical Request Document

Chain-of-Custody is a LEGAL DOCUMENT - Complete all relevant fields

LAB USE ONLY - Affix Workorder/Login Label Here

Scan QR Code for instructions

Company Name: Georgia Power - Bowen	Contact/Report To: Kristen Jurinko, Mintao Lu, Marty Crook
Street Address: 241 Ralph McGill Blvd NE, Atlanta, GA 30308	Phone #: (470) 217-0008
	E-Mail: krjurink@southernco.com
	Cc E-Mail: Laura Midkiff, Ben Hodges, Mike Smilley, Noelia Gangi
Customer Project #:	Invoice to: Account Payable
Project Name: Bowen AP-1	Invoice E-mail: georgiapowerinvoices@southernco.com
Site Collection Info/Facility ID (as applicable):	Purchase Order # (if applicable): GPC82474-0007
	Quote #:
Time Zone Collected: [ ] AK [ ] PT [ ] MT [ ] CT [X] ET	County / State origin of sample(s): Georgia

Specify Container Size **: 2 3 3 3 1 3

Identify Container Preservative Type***: 1 1 2 2 2 2

** Container Size: (1) 1L, (2) 500mL, (3) 250mL, (4) 125mL, (5) 100mL, (6) 40mL vial, (7) EnCore, (8) TerraCore, (9) 50mL, (10) Other

*** Preservative Types: (1) None, (2) HNO3, (3) H2SO4, (4) HCl, (5) NaOH, (6) Zn Acetate, (7) NaHSO4, (8) Sod Thiosulfate, (9) Ascorbic Acid, (10) MeOH, (11) Other

Analysis Requested

Date Deliverables: [ ] Level II [ ] Level III [ ] Level IV [ ] EQUIS [ ] Other	Regulatory Program (DW, RCRA, etc.) as applicable: Reportable [ ] Yes [ ] No
	Rush (Pre-approval required): [ ] Same Day [ ] 1 Day [ ] 2 Day [ ] 3 Day Other
	Date Results Requested:
	DW PWSID # or WW Permit # as applicable:
	Field Filtered (if applicable): [ ] Yes [ ] No
	Analysis:

* Matrix Codes (Insert in Matrix box below): Drinking Water (DW), Ground Water (GW), Wastewater (WW), Product (P), Soil/Solid (SS), Oil (OL), Wipe (WP), Tissue (TS), Bioassay (B), Vapor (V), Surface Water (SW), Sediment (SED), Sludge (SL), Caulk (CK), Leachate (LL), Biosolid (BS), Other (OT)

Customer Sample ID	Matrix *	Comp / Grab	Composite Start Date	Composite Start Time	Collected or Composite End Date	Collected or Composite End Time	# Cont.	Residual Chlorine Result	Residual Chlorine Units	2540C Total Dissolved Solids	300.0 F, SO4, Cl	Appendix III	Appendix IV	RAD 226/228	Cobalt	Boron				Sample Comment	Preservation non-conformance identified for sample
BOW-BGWC-25	WG	G			8/20/24	1446	5			X	X	X	X	X							
BOW-BGWC-30	WG	G					5			X	X	X	X	X							
BOW-BGWA-6	WG	G					5			X	X	X	X	X							
BOW-BGWC-31	WG	G					5			X	X	X	X	X							
BOW-BGWC-32	WG	G					5			X	X	X	X	X							
BOW-BGWC-34D	WG	G			8/20/24	1356	5			X	X	X	X	X							
BOW-BGWC-35D	WG	G					5			X	X	X	X	X							
BOW-BGWC-36D	WG	G			8/20/24	1156	5			X	X	X	X	X							
BOW-BGWC-37D	WG	G					5			X	X	X	X	X							
BOW-BGWC-38D	WG	G					5														

Lab Use Only: Proj. Mgr: Bonnie Vang; AcctNum / Client ID:; Table #:; Profile / Template: 16507; Prelog / Bottle Ord. ID: EZ 3136135

Additional Instructions from Pace®:
Task Code: BOW-CCR-ASSMT-2024S2
App. III: Boron, Calcium, Chloride, Fluoride, Sulfate, TDS
App. IV: Antimony, Arsenic, Barium, Beryllium, Cadmium, Chromium, Cobalt, Combined Radium, Fluoride, Lead, Lithium, Mercury, Molybdenum, Selenium, Thallium

Collected By: Kevin Stephenson, William Laaker, Jay Siewert
Printed Name: Natalie Pipans
Signature: Resolute Environmental

Customer Remarks / Special Conditions / Possible Hazards:

Coolers: Thermometer ID: Correction Factor (°C): Obs. Temp (°C): Corrected Temp (°C): [ ] On Ice

Relinquished by/Company: (Signature)	Date/Time:	Received by/Company: (Signature)	Date/Time:	Tracking Number:
Resolute Env.	8/23/24 1005	Ryan William / Pace	8/23/24 1005	
Ryan William / Pace	8/23/24 1230		8/23/24 1230	Delivered by: [ ] In-Person [ ] Courier [ ] FedEx [ ] UPS [ ] Other
Relinquished by/Company: (Signature)	Date/Time:	Received by/Company: (Signature)	Date/Time:	
Relinquished by/Company: (Signature)	Date/Time:	Received by/Company: (Signature)	Date/Time:	

Page: 3 of 5

Submitting a sample via this chain of custody constitutes acknowledgment and acceptance of the Pace® Terms and Conditions found at https://www.pacelabs.com/resource-library/resource/pace-terms-and-conditions/

ENV-FRM-CORC-0019_v02_110123 ©

Pace® Location Requested (City/State):

Pace Analytical Charlotte
9800 Kincey Ave, Suite 100, Huntersville, NC 28078

CHAIN-OF-CUSTODY Analytical Request Document

Chain-of-Custody is a LEGAL DOCUMENT - Complete all relevant fields

LAB USE ONLY- Affix Workorder/Login Label Here

Scan QR Code for instructions

Company Name: Georgia Power - Bowen	Contact/Report To: Kristen Jurinko, Mintao Lu, Marty Crook
Street Address: 241 Ralph McGill Blvd NE, Atlanta, GA 30308	Phone #: (470) 217-0008
	E-Mail: krjurink@southernco.com
	Cc E-Mail: Laura Midkiff, Ben Hodges, Mike Smilley, Noelia Gangi
Customer Project #:	Invoice to: Account Payable
Project Name: Bowen AP-1	Invoice E-mail: georgiapowerinvoices@southernco.com
Site Collection Info/Facility ID (as applicable):	Purchase Order # (if applicable): GPC82474-0007
	Quote #:
Time Zone Collected: [ ] AK [ ] PT [ ] MT [ ] CT [X] ET	County / State origin of sample(s): Georgia
Date Deliverables: [ ] Level II [ ] Level III [ ] Level IV [ ] EQUIS [ ] Other	Regulatory Program (DW, RCRA, etc.) as applicable: Reportable [ ] Yes [ ] No
	Rush (Pre-approval required): [ ] Same Day [ ] 1 Day [ ] 2 Day [ ] 3 Day Other
	Date Results Requested:
	DW PWSID # or WW Permit # as applicable:
	Field Filtered (if applicable): [ ] Yes [ ] No
	Analysis:

Specify Container Size **: 2 3 3 3 1 3

Identify Container Preservative Type***: 1 1 2 2 2 2

**Container Size: (1) 1L, (2) 500mL, (3) 250mL, (4) 125mL, (5) 100mL, (6) 40mL vial, (7) EnCore, (8) TerraCore, (9) 90mL, (10) Other

*** Preservative Types: (1) None, (2) HNO3, (3) H2SO4, (4) HCl, (5) NaOH, (6) Zn Acetate, (7) NaHSO4, (8) Sod Thiosulfate, (9) Ascorbic Acid, (10) MeOH, (11) Other

Analysis Requested: 2540C Total Dissolved Solids; 300.0 F-, SO4--, Cl-; Appendix III; Appendix IV; RAD 226/228; Cobalt; Boron

Lab Use Only: Proj. Mgr: Bonnie Vang; AcctNum / Client ID:; Table #:; Profile / Template: 16507; Prelog / Bottle Ord. ID: EZ 3136135

Sample Comment

Preservation non-conformance identified for sample

* Matrix Codes (Insert in Matrix box below): Drinking Water (DW), Ground Water (GW), Wastewater (WW), Product (P), Soil/Solid (SS), Oil (OL), Wipe (WP), Tissue (TS), Bioassay (B), Vapor (V), Surface Water (SW), Sediment (SED), Sludge (SL), Caulk (CK), Leachate (LL), Biosolid (BS), Other (OT)

Customer Sample ID	Matrix *	Comp / Grab	Composite Start Date	Composite Start Time	Collected or Composite End Date	Collected or Composite End Time	# Cont.	Residual Chlorine Result	Residual Chlorine Units	2540C	300.0	App III	App IV	RAD	Cobalt	Boron
BOW-BGWC-39	WG	G					5			X	X	X	X	X		
BOW-BGWC-40	WG	G			8/20/24	1512	5			X	X	X	X	X		
BOW-BGWC-41D	WG	G					5			X	X	X	X	X		
BOW-BGWC-42D	WG	G			8/20/24	1439	5			X	X	X	X	X		
BOW-BGWC-43D	WG	G					5			X	X	X	X	X		
BOW-BGWC-44D	WG	G					5			X	X	X	X	X		
BOW-BGWC-49D	WG	G					5			X	X	X	X	X		
BOW-BGWC-50D	WG	G					5			X	X	X	X	X		
BOW-BGWC-51	WG	G			8/20/24	1122	5			X	X	X	X	X		
BOW-BGWC-52	WG	G			8/20/24	1334	5			X	X	X	X	X		

Additional Instructions from Pace®:
Task Code: BOW-CCR-ASSMT-2024S2
App. III: Boron, Calcium, Chloride, Fluoride, Sulfate, TDS
App. IV: Antimony, Arsenic, Barium, Beryllium, Cadmium, Chromium, Cobalt, Combined Radium, Fluoride, Lead, Lithium, Mercury, Molybdenum, Selenium, Thallium

Collected By: Kevin Stephenson, William Lasker, Jay Siewart
Printed Name: Natalie Piparo
Signature:
Resolute Environmental

Customer Remarks / Special Conditions / Possible Hazards:

Coolers: Thermometer ID: Correction Factor (°C): Obs. Temp. (°C): Corrected Temp. (°C): [ ] On Ice

Relinquished by/Company: (Signature)	Date/Time:	Received by/Company: (Signature)	Date/Time:
Resolute ENV	8/23/24 1005	Ryan Williams / Pace	8/23/24 1005
Ryan Williams / Pace	8/23/24 1230		8/23/24 1230
Relinquished by/Company: (Signature)	Date/Time:	Received by/Company: (Signature)	Date/Time:
Relinquished by/Company: (Signature)	Date/Time:	Received by/Company: (Signature)	Date/Time:

Tracking Number:

Delivered by: [ ] In-Person [ ] Courier [ ] FedEx [ ] UPS [ ] Other

Page: 4 of 5

Submitting a sample via this chain of custody constitutes acknowledgment and acceptance of the Pace® Terms and Conditions found at https://www.pacelabs.com/resource-library/resource/pace-terms-and-conditions/

ENV-FRM-CORQ-0019_v02_110123 ©

Pace® Location Requested (City/State):

Pace Analytical Charlotte
9800 Kincey Ave. Suite 100, Huntersville, NC 28078

CHAIN-OF-CUSTODY Analytical Request Document

Chain-of-Custody is a LEGAL DOCUMENT - Complete all relevant fields

LAB USE ONLY- Affix Workorder/Login Label Here

Scan QR Code for instructions

Company Name: Georgia Power - Bowen	Contact/Report To: Kristen Jurinko, Mintao Lu, Marty Crook
Street Address: 241 Ralph McGill Blvd NE, Atlanta GA 30308	Phone #: (470) 217-0005
	E-Mail: knjurink@southernco.com
	Cc E-Mail: Laura Midkiff, Ben Hodges, Mike Smilley, Noelia Cangi
Customer Project #:	Invoice to: Account Payable
Project Name: Bowen AP-1	Invoice E-mail: georgiapowerinvoices@southernco.com
Site Collection Info/Facility ID (as applicable):	Purchase Order # (if applicable): GPC82474-0007
	Quote #:
Time Zone Collected: [ ] AK [ ] PT [ ] MT [ ] CT [X] ET	County / State of origin of sample(s): Georgia
Data Deliverables: [ ] Level II [ ] Level III [ ] Level IV [ ] EQUIS [ ] Other	Regulatory Program (DW, RCRA, etc.) as applicable: Reportable [ ] Yes [ ] No
	Rush (Pre-approval required): [ ] Same Day [ ] 1 Day [ ] 2 Day [ ] 3 Day Other: Date Results Requested:
	DW PWSID # or WW Permit # as applicable: Field Filtered (if applicable): [ ] Yes [ ] No Analysis:

* Matrix Codes (Insert in Matrix box below): Drinking Water (DW), Ground Water (GW), Wastewater (WW), Product (P), Soil/Solid (SS), Oil (OL), Wipe (WP), Tissue (TS), Bioassay (B), Vapor (V), Surface Water (SW), Sediment (SED), Sludge (SL), Caulk (CK), Leachate (LL), Biosolid (ES), Other (OT)

Specify Container Size **: 2 3 3 3 1 3

Identify Container Preservative Type***: 1 1 2 2 2 2

Analysis Requested

Customer Sample ID	Matrix *	Comp / Grab	Composite Start Date	Composite Start Time	Collected or Composite End Date	Collected or Composite End Time	# Cont.	Residual Chlorine Result	Residual Chlorine Units	25406 Total Dissolved Solids	300.0-F,SO4,Cl	Appendix III	Appendix IV	RAD 226/228	Cobalt	Boron				Sample Comment
BOW-PZ-7	WG	G					5			X	X	X	X	X						
BOW-AP1-FD-10	WG	G			8/20/24	—	5			X	X	X	X	X						
BOW-AP1-FD-	WG	G					5			X	X	X	X	X						
BOW-AP1-FD-	WG	G					5			X	X	X	X	X						
BOW-AP1-FD-	WG	G					5			X	X	X	X	X						
BOW-AP1-FB-10	WQ	G			8/20/24	1504	5			X	X	X	X	X						
BOW-AP1-FB-	WQ	G					5			X	X	X	X	X						
BOW-AP1-EB-10	WQ	G			8/20/24	1515	5			X	X	X	X	X						
BOW-AP1-EB-	WQ	G					5			X	X	X	X	X						

Lab Use Only: Proj. Mgr: Bonnie Vang; Acct/Num / Client ID:; Table #:; Profile / Template: 16507; Prelog / Bottle Ord. ID: EZ 3136135

Preservation non-conformance identified for sample

Additional Instructions from Pace®:
Task Code: BOW-CCR-ASSMT-2024S2
App. III: Boron, Calcium, Chloride, Fluoride, Sulfate, TDS
App. IV: Antimony, Arsenic, Barium, Beryllium, Cadmium, Chromium, Cobalt, Combined Radium, Fluoride, Lead, Lithium, Mercury, Molybdenum, Selenium, Thallium

Collected By: Printed Name: Kevin Stephenson, William Laaker, Jay Siewert, Natalie Piparo
Signature:

Customer Remarks / Special Conditions / Possible Hazards:

Coolers: Thermometer ID: Correction Factor (°C): Obs. Temp. (°C): Corrected Temp. (°C): [ ] On Ice

Relinquished by/Company: (Signature)	Date/Time:	Received by/Company: (Signature)	Date/Time:	Tracking Number:
Jay Siewert Resolute Env.	8/23/24 1005	Lilian Williams / Pace	8/23/24 1005	
Relinquished by/Company: (Signature) Lilian Williams / Pace	Date/Time: 8/23/24 1230	Received by/Company: (Signature)	Date/Time: 8/23/24 1230	Delivered by: [ ] In-Person [ ] Courier [ ] FedEX [ ] UPS [ ] Other
Relinquished by/Company: (Signature)	Date/Time:	Received by/Company: (Signature)	Date/Time:	
Relinquished by/Company: (Signature)	Date/Time:	Received by/Company: (Signature)	Date/Time:	Page: 5 of 5

Submitting a sample via this chain of custody constitutes acknowledgment and acceptance of the Pace® Terms and Conditions found at https://www.pacelabs.com/resource-library/resource/pace-terms-and-conditions/

ENV-FRM-CORQ-0019_v02_110123 ©

DC#_Title: ENV-FRM-HUN1-0083 v05_Sample Condition Upon Receipt

Effective Date: 05/24/2024

Laboratory receiving samples:
Asheville ☐ Eden ☐ Greenwood ☐ Huntersville ☐ Raleigh ☐ Mechanicsville ☐ Atlanta ☑ Kernersville ☐

Sample Condition Upon Receipt

Client Name: GA Power - Bowen

Project #:

Courier: ☐ Commercial ☐ Fed Ex ☑ Pace ☐ UPS ☐ USPS ☐ Other:____ ☐ Client

Custody Seal Present? ☑ Yes ☐ No Seals Intact? ☑ Yes ☐ No ☐ N/A

Date/Initials Person Examining Contents: 5/23/24 MW

Packing Material: ☑ Bubble Wrap ☐ Bubble Bags ☐ None ☐ Other

Biological Tissue Frozen? ☐ Yes ☐ No ☑ N/A

Thermometer:
☐ IR Gun ID: 214

Type of Ice: ☑ Wet ☐ Blue ☐ None

Cooler Temp: 4.5 Correction Factor: Add/Subtract (°C) 0

Temp should be above freezing to 6°C
☐ Samples out of temp criteria. Samples on ice, cooling process has begun

Cooler Temp Corrected (°C): 4.5

USDA Regulated Soil (☐ N/A, water sample)
Did samples originate in a quarantine zone within the United States: CA, NY, or SC (check maps)? ☐ Yes ☐ No

Did samples originate from a foreign source (internationally, including Hawaii and Puerto Rico)? ☐ Yes ☐ No

				Comments/Discrepancy:
Chain of Custody Present?	☑ Yes	☐ No	☐ N/A	1.
Samples Arrived within Hold Time?	☑ Yes	☐ No	☐ N/A	2.
Short Hold Time Analysis (<72 hr.)?	☑ Yes	☐ No	☐ N/A	3.
Rush Turn Around Time Requested?	☐ Yes	☑ No	☐ N/A	4.
Sufficient Volume?	☑ Yes	☐ No	☐ N/A	5.
Correct Containers Used?	☑ Yes	☐ No	☐ N/A	6.
-Pace Containers Used?	☑ Yes	☐ No	☐ N/A	
Containers Intact?	☑ Yes	☐ No	☐ N/A	7.
Dissolved analysis: Samples Field Filtered?	☐ Yes	☑ No	☐ N/A	8.
Sample Labels Match COC?	☑ Yes	☐ No	☐ N/A	9.
-Includes Date/Time/ID/Analysis Matrix: WQ, WQ				
Headspace in VOA Vials (>5-6mm)?	☐ Yes	☐ No	☐ N/A	10.
Trip Blank Present?	☐ Yes	☐ No	☐ N/A	11.
Trip Blank Custody Seals Present?	☐ Yes	☐ No	☐ N/A	

COMMENTS/SAMPLE DISCREPANCY

Field Data Required? ☐ Yes ☐ No

Lot ID of split containers:

CLIENT NOTIFICATION/RESOLUTION

Person contacted: _____ Date/Time: _____

Project Manager SCURF Review: _____ Date: _____

Project Manager SRF Review: _____ Date: _____

*Check mark top half of box if pH and/or dechlorination is verified and within the acceptance range for preservation samples.
Exceptions: VOA, Coliform, TOC, Oil and Grease, DRO/8015 (water) DOC, LLHg
**Bottom half of box is to list number of bottles
***Check all unpreserved Nitrates for chlorine

Project #

Laboratory Receiving Location: Asheville ☐ Eden ☐ Greenwood ☐ Huntersville ☐ Raleigh ☐ Mechanicsville ☐ Atlanta ☑ Kernersville ☐

Client GA Power Bowen Profile/EZ (Circle one) 313635 Notes

Item#	BP4U-125 mL Plastic Unpreserved (N/A) (Cl-)	BP3U-250 mL Plastic Unpreserved (N/A)	BP2U-500 mL Plastic Unpreserved (N/A)	BP1U-1 liter Plastic Unpreserved (N/A)	BP1N	BP4S-125 mL Plastic H2SO4 (pH < 2) (Cl-)	BP3N-250 mL plastic HNO3 (pH < 2)	BP4Z-125 mL Plastic ZN Acetate & NaOH (>9)	BP4B-125 mL Plastic NaOH (pH > 12) (Cl-)	WGFU-Wide-mouthed Glass jar Unpreserved	AG1U-1 liter Amber Unpreserved (N/A) (Cl-)	AG1H-1 liter Amber HCl (pH < 2)	AG3U-250 mL Amber Unpreserved (N/A) (Cl-)	AG1S-1 liter Amber H2SO4 (pH < 2)	AG3S-250 mL Amber H2SO4 (pH < 2)	DG94-40 mL Amber NH4Cl (N/A)(Cl-)	DG9H-40 mL VOA HCl (N/A)	VG9T-40 mL VOA Na2S2O3 (N/A)	VG9U-40 mL VOA Unpreserved (N/A)	DG9V-40 mL VOA H3PO4 (N/A)	KP7U-50 mL Plastic Unpreserved (N/A)	V/GK (3 vials per kit)-VPH/Gas kit (N/A)	SP5T-125 mL Sterile Plastic (N/A – lab)	SP2T-250 mL Sterile Plastic (N/A – lab)		BP3R-250 mL Plastic (NH2)2SO4 (9.3-9.7)	AG0U-100 mL Amber Unpreserved (N/A) (Cl-)	VSGU-20 mL Scintillation vials (N/A)	DG9U-40 mL Amber Unpreserved vials (N/A)
CC																														
1		1	1		2		1																							
2		1	1		2		1																							
3		1	1		2		1																							
4		1	1		2		1																							
5		1	1		2		1																							
6		1	1		2		1																							
7		1	1		2		1																							
8		1	1		2		1																							
9		1	1		2		1																							
10		1	1		2		1																							
11		1	1		2		1																							
12		1	1		2		1																							

pH Adjustment Log for Preserved Samples

Sample ID	Type of Preservative	pH upon receipt	Date preservation adjusted	Time preservation adjusted	Amount of Preservative added	Lot #

Note: Whenever there is a discrepancy affecting North Carolina compliance samples, a copy of this form will be sent to the North Carolina DENR Certification Office (i.e. Out of hold, incorrect preservative, out of temp, incorrect containers.

Pace® Location Requested (City/State):

Pace Analytical Charlotte
9800 Kincey Ave. Suite 100, Huntersville, NC 28078

CHAIN-OF-CUSTODY Analytical Request Document

Chain-of-Custody is a LEGAL DOCUMENT - Complete all relevant fields

LAB USE ONLY- Affix Workorder/Login Label Here

Scan QR Code for instructions

Company Name: Georgia Power - Bowen	Contact/Report To: Kristen Jurinko, Mintao Lu, Marty Crook
Street Address: 241 Ralph McGill Blvd NE, Atlanta, GA 30308	Phone #: (470) 217-0008
	E-Mail: knjurink@southernco.com
	Cc E-Mail: Laura Midkiff, Ben Hodges, Mike Smilley, Noelia Gongi
Customer Project #:	Invoice to: Account Payable
Project Name: Bowen AP-1	Invoice E-mail: georgiapowerinvoices@southernco.com
Site Collection Info/Facility ID (as applicable):	Purchase Order # (if applicable): GPC82474-0007
	Quote #:
Time Zone Collected: [ ] AK [ ] PT [ ] MT [ ] CT [X] ET	County / State origin of sample(s): Georgia
Date Deliverables: [ ] Level II [ ] Level III [ ] Level IV [ ] EQUIS [ ] Other	Regulatory Program (DW, RCRA, etc.) as applicable: Reportable [ ] Yes [ ] No
	Rush (Pre-approval required): [ ] Same Day [ ] 1 Day [ ] 2 Day [ ] 3 Day Other Date Results Requested:
	DW PWSID # or WW Permit # as applicable:
	Field Filtered (if applicable): [ ] Yes [ ] No Analysis:

* Matrix Codes (insert in Matrix box below): Drinking Water (DW), Ground Water (GW), Wastewater (WW), Product (P), Soil/Solid (SS), Oil (OL), Wipe (WP), Tissue (TS), Bioassay (B), Vapor (V), Surface Water (SW), Sediment (SED), Sludge (SL), Caulk (CK), Leachate (LL), Biosolid (BS), Other (OT)

Specify Container Size **: 2 3 3 3 1 3

Identify Container Preservative Type***: 1 1 2 2 2 2

Analysis Requested

Customer Sample ID	Matrix *	Comp / Grab	Composite Start Date	Composite Start Time	Collected or Composite End Date	Collected or Composite End Time	# Cont.	Residual Chlorine Result	Residual Chlorine Units	2540C Total Dissolved Solids	300.0-F, SO4***, Cl	Appendix III	Appendix IV	RAD 226/228	Cobalt	Boron				Sample Comment
BOW-BGWA-2	WG	G			8/21/24	1512	5			X	X	X	X	X						
BOW-BGWA-29	WG	G			8/21/24	1112	5			X	X	X	X	X						
BOW-BGWA-33	WG	G					5			X	X	X	X	X						
BOW-BGWA-47D	WG	G					5			X	X	X	X	X						
BOW-BGWA-48D	WG	G					5			X	X	X	X	X						
BOW-BGWC-7	WG	G					5			X	X	X	X	X						
BOW-BGWC-8	WG	G					5			X	X	X	X	X						
BOW-BGWC-9	WG	G					5			X	X	X	X	X						
BOW-BGWC-10	WG	G					5			X	X	X	X	X						
BOW-BGWC-12	WG	G					5			X	X	X	X	X						

Lab Use Only: Proj. Mgr: Bonnie Vang; AcctNum / Client ID:; Table #:; Profile / Template: 16507; Prelog / Bottle Ord. ID: EZ 3136135

Preservation non-conformance identified for sample #:

Additional Instructions from Pace®:
Task Code: BOW-CCR-ASSMT-2024S2
App. III: Boron, Calcium, Chloride, Fluoride, Sulfate, TDS
App. IV: Antimony, Arsenic, Barium, Beryllium, Cadmium, Chromium, Cobalt, Combined Radium, Fluoride, Lead, Lithium, Mercury, Molybdenum, Selenium, Thallium

Collected By: Printed Name: Kevin Stephenson, William Lasker, Jay Siewert, Natalie Piparo
Signature: Resolute Environmental

Customer Remarks / Special Conditions / Possible Hazards:

Coolers: Thermometer ID: Correction Factor (°C): Obs. Temp. (°C): Corrected Temp. (°C): [ ] On Ice

Relinquished by/Company: (Signature)	Date/Time:	Received by/Company: (Signature)	Date/Time:	Tracking Number:
Resolute Env.	8/23/24 1005	Pace	8/23/24 1005	
Pace	8/23/24 1230		8/23/24 1230	Delivered by: [ ] In-Person [ ] Courier [ ] FedEx [ ] UPS [ ] Other
Relinquished by/Company: (Signature)	Date/Time:	Received by/Company: (Signature)	Date/Time:	
Relinquished by/Company: (Signature)	Date/Time:	Received by/Company: (Signature)	Date/Time:	Page: 1 of 5

Submitting a sample via this chain of custody constitutes acknowledgment and acceptance of the Pace® Terms and Conditions found at https://www.pacelabs.com/resource-library/resource/pace-terms-and-conditions/

ENV-FRM-CORQ-0019_v02_110123

Pace® Location Requested (City/State):

Pace Analytical Charlotte
9800 Kincey Ave Suite 100, Huntersville, NC 28078

CHAIN-OF-CUSTODY Analytical Request Document

Chain-of-Custody is a LEGAL DOCUMENT - Complete all relevant fields

LAB USE ONLY- Affix Workorder/Login Label Here

Scan QR Code for instructions

Company Name: Georgia Power - Bowen	Contact/Report To: Kristen Jurinko, Mintao Lu, Marty Crook
Street Address: 241 Ralph McGill Blvd NE, Atlanta, GA 30308	Phone #: (470) 217-0008
	E-Mail: knjurink@southernco.com
	Cc E-Mail: Laura Midkiff, Ben Hodges, Mike Smilley, Noelia Gangi
Customer Project #:	Invoice to: Account Payable
Project Name: Bowen AP-1	Invoice E-mail: georgiapowerinvoices@southernco.com
Site Collection Info/Facility ID (as applicable):	Purchase Order # (if applicable): GPC82474-0007
	Quote #:
Time Zone Collected: [ ] AK [ ] PT [ ] MT [ ] CT [X] ET	County / State origin of sample(s): Georgia
Data Deliverables: [ ] Level II [ ] Level III [ ] Level IV [ ] EQUIS [ ] Other	Regulatory Program (DW, RCRA, etc.) as applicable: Reportable [ ] Yes [ ] No
	Rush (Pre-approval required): [ ] Same Day [ ] 1 Day [ ] 2 Day [ ] 3 Day Other
	Date Results Requested:
	DW PWSID # or WW Permit # as applicable:
	Field Filtered (if applicable): [ ] Yes [ ] No
	Analysis:

* Matrix Codes (Insert in Matrix box below): Drinking Water (DW), Ground Water (GW), Wastewater (WW), Product (P), Soil/Solid (SS), Oil (OL), Wipe (WP), Tissue (TS), Bioassay (B), Vapor (V), Surface Water (SW), Sediment (SED), Sludge (SL), Caulk (CK), Leachate (LL), Biosolid (BS), Other (OT)

Specify Container Size **: 2 3 3 3 1 3

Identify Container Preservative Type***: 1 1 2 2 2 2

** Container Size: [1] 1L, [2] 500mL, [3] 250mL, (4) 125mL, (5) 100mL, (6) 40mL vial, (7) EnCore, (8) TerraCore, (9) 90mL, (10) Other

*** Preservative Types: (1) None, (2) HNO3, (3) H2SO4, (4) HCl, (5) NaOH, (6) Zn Acetate, (7) NaHSO4, (8) Sod Thiosulfate, (9) Ascorbic Acid, (10) MeOH, (11) Other

Analysis Requested

Customer Sample ID	Matrix *	Comp / Grab	Composite Start Date	Composite Start Time	Collected or Composite End Date	Collected or Composite End Time	# Cont.	Residual Chlorine Result	Residual Chlorine Units	2540C Total Dissolved Solids	300.0-F, SO4, Cl	Appendix III	Appendix IV	RAD 226/228	Cobalt	Boron
BOW-BGWC-14A	WG	G					5			X	X	X	X	X		
BOW-BGWC-16	WG	G					5			X	X	X	X	X		
BOW-BGWC-17	WG	G					5			X	X	X	X	X		
BOW-BGWC-18	WG	G					5			X	X	X	X	X		
BOW-BGWC-19	WG	G					5			X	X	X	X	X		
BOW-BGWC-20	WG	G					5			X	X	X	X	X		
BOW-BGWC-21	WG	G					5			X	X	X	X	X		
BOW-BGWC-22	WG	G			8/21/24	1259	5			X	X	X	X	X		
BOW-BGWC-23	WG	G					5			X	X	X	X	X		
BOW-BGWC-24	WG	G			8/21/24	1541	5			X	X	X	X	X		

Lab Use Only: Proj. Mgr: Bonnie Vang; Acct.Num / Client ID:; Table #:; Profile / Template: 16507; Prelog / Bottle Ord. ID: EZ 3136135

Sample Comment

Preservation non conformance identified for sample

Additional Instructions from Pace® :
Task Code: BOW-CCR-ASSMT-2024S2
App. III: Boron, Calcium, Chloride, Fluoride, Sulfate, TDS
App. IV: Antimony, Arsenic, Barium, Beryllium, Cadmium, Chromium, Cobalt, Combined Radium, Fluoride, Lead, Lithium, Mercury, Molybdenum, Selenium, Thallium

Collected By: Kevin Stephenson, William Laaker, Jay Siewert, Natalie Piparo
Printed Name
Signature
Resolute Environmental

Customer Remarks / Special Conditions / Possible Hazards:

Coolers: Thermometer ID: Correction Factor (°C): Obs. Temp. (°C): Corrected Temp. (°C): [ ] On Ice

Relinquished by/Company: (Signature)	Date/Time:	Received by/Company: (Signature)	Date/Time:	Tracking Number:
Resolute Env.	8/23/24 1005	Cyan Williams / Pace	8/23/24 1005	
Cyan Williams / Pace	8/23/24 1230		8/23/24 1230	Delivered by: [ ] In-Person [ ] Courier [ ] FedEx [ ] UPS [ ] Other
Relinquished by/Company: (Signature)	Date/Time:	Received by/Company: (Signature)	Date/Time:	
Relinquished by/Company: (Signature)	Date/Time:	Received by/Company: (Signature)	Date/Time:	Page: 2 of 5

Submitting a sample via this chain of custody constitutes acknowledgment and acceptance of the Pace® Terms and Conditions found at https://www.pacelabs.com/resource-library/resource/pace-terms-and-conditions/

ENV-FRM-CDRQ-0019_v02_110123 ©

Pace® Location Requested (City/State):

Pace Analytical Charlotte
9800 Kincey Ave. Suite 300, Huntersville, NC 28078

CHAIN-OF-CUSTODY Analytical Request Document

Chain-of-Custody is a LEGAL DOCUMENT - Complete all relevant fields

LAB USE ONLY- Affix Workorder/Login Label Here

Scan QR Code for Instructions

Company Name: Georgia Power - Bowen	Contact/Report To: Kristen Jurinko, Mintao Lu, Marty Crook
Street Address: 241 Ralph McGill Blvd NE, Atlanta, GA 30308	Phone #: (470) 217-0008
	E-Mail: knjurink@southernco.com
	Cc E-Mail: Laura Midkiff, Ben Hodges, Mike Smilley, Noelia Gangi
Customer Project #:	Invoice to: Account Payable
Project Name: Bowen AP-1	Invoice E-mail: georgiapowerinvoices@southernco.com
Site Collection Info/Facility ID (as applicable):	Purchase Order # (if applicable): GPC82474-0007
	Quote #:
Time Zone Collected: [ ] AK [ ] PT [ ] MT [ ] CT [X] ET	County / State origin of sample(s): Georgia

Data Deliverables: [ ] Level II [ ] Level III [ ] Level IV [ ] EQUIS [ ] Other

Regulatory Program (DW, RCRA, etc.) as applicable: Reportable [ ] Yes [ ] No

Rush (Pre-approval required): [ ] Same Day [ ] 1 Day [ ] 2 Day [ ] 3 Day Other

Date Results Requested:

DW PWSID # or WW Permit # as applicable:

Field Filtered (if applicable): [ ] Yes [ ] No

Analysis:

* Matrix Codes (Insert in Matrix box below): Drinking Water (DW), Ground Water (GW), Wastewater (WW), Product (P), Soil/Solid (SS), Oil (OL), Wipe (WP), Tissue (TS), Bioassay (B), Vapor (V), Surface Water (SW), Sediment (SED), Sludge (SL), Caulk (CK), Leachate (LL), Biosolid (BS), Other (OT)

Specify Container Size **: 2 3 3 3 1 3

Identify Container Preservative Type***: 1 1 2 2 2 2

Analysis Requested

Customer Sample ID	Matrix *	Comp / Grab	Composite Start Date	Composite Start Time	Collected or Composite End Date	Collected or Composite End Time	# Cont.	Residual Chlorine Result	Residual Chlorine Units	2540C Total Dissolved Solids	300.0-F, SO4--, Cl-	Appendix III	Appendix IV	RAD 226/228	Cobalt	Boron	Sample Comment	Preservation non-conformance identified for sample
BOW-BGWC-25	WG	G					5			X	X	X	X	X				
BOW-BGWC-30	WG	G					5			X	X	X	X	X				
BOW-BGWA-6	WG	G					5			X	X	X	X	X				
BOW-BGWC-31	WG	G					5			X	X	X	X	X				
BOW-BGWC-32	WG	G			8/21/24	1028	5			X	X	X	X	X				
BOW-BGWC-34D	WG	G					5			X	X	X	X	X				
BOW-BGWC-35D	WG	G					5			X	X	X	X	X				
BOW-BGWC-36D	WG	G					5			X	X	X	X	X				
BOW-BGWC-37D	WG	G					5			X	X	X	X	X				
BOW-BGWC-38D	WG	G					5			X	X	X	X	X				

Lab Use Only: Proj. Mgr: Bonnie Vang; AcctNum / Client ID:; Table #:; Profile / Template: 16507; Prelog / Bottle Ord. ID: EZ 3136135

** Container Size: (1) 1L, (2) 500mL, (3) 250mL, (4) 125mL, (5) 100mL, (6) 40mL vial, (7) EnCore, (8) TerraCore, (9) 90mL, (10) Other

*** Preservative Types: (1) None, (2) HNO3, (3) H2SO4, (4) HCl, (5) NaOH, (6) Zn Acetate, (7) Na2SO4, (8) Sod Thiosulfate, (9) Ascorbic Acid, (10) MeOH, (11) Other

Additional Instructions from Pace®:
Task Code: BOW-CCR-ASSMT-2024S2
App. III: Boron, Calcium, Chloride, Fluoride, Sulfate, TDS
App. IV: Antimony, Arsenic, Barium, Beryllium, Cadmium, Chromium, Cobalt, Combined Radium, Fluoride, Lead, Lithium, Mercury, Molybdenum, Selenium, Thallium

Collected By: Printed Name: Kevin Stephenson, William Lasker, Jay Siewert, Natalie Pipers
Signature: Results Environmental

Customer Remarks / Special Conditions / Possible Hazards:

Coolers: Thermometer ID: Correction Factor (°C): Obs. Temp (°C): Corrected Temp (°C): [ ] On Ice

Relinquished by/Company: (Signature)	Date/Time:	Received by/Company: (Signature)	Date/Time:	Tracking Number:
Results Env.	8/23/24 1005	Ryan Williams / Pace	8/23/24 1005	
Ryan Williams / Pace	8/23/24 1230		8/23/24 1230	Delivered by: [ ] In-Person [ ] Courier [ ] FedEx [ ] UPS [ ] Other
Relinquished by/Company: (Signature)	Date/Time:	Received by/Company: (Signature)	Date/Time:	
Relinquished by/Company: (Signature)	Date/Time:	Received by/Company: (Signature)	Date/Time:	Page: 3 of 5

Submitting a sample via this chain of custody constitutes acknowledgment and acceptance of the Pace® Terms and Conditions found at https://www.pacelabs.com/resource-library/resource/pace-terms-and-conditions/

ENV-FRM-CORQ-0019_v02_110123 ©

Pace® Location Requested (City/State):

Pace Analytical Charlotte
9800 Kincey Ave. Suite 100, Huntersville, NC 28078

CHAIN-OF-CUSTODY Analytical Request Document

Chain-of-Custody is a LEGAL DOCUMENT - Complete all relevant fields

LAB USE ONLY- Affix Workorder/Login Label Here

Scan QR Code for Instructions

Company Name: Georgia Power - Bowen	Contact/Report To: Kristen Jurinko, Mintao Lu, Marty Crook
Street Address: 241 Ralph McGill Blvd NE, Atlanta, GA 30308	Phone #: (470) 217-0008
	E-Mail: krjurink@southernco.com
	Cc E-Mail: Laura Midkiff, Ben Hodges, Mike Smilley, Noelia Gangi
Customer Project #:	Invoice to: Account Payable
Project Name: Bowen AP-1	Invoice E-mail: georgiapowerinvoices@southernco.com
Site Collection Info/Facility ID (as applicable):	Purchase Order # (if applicable): GPC82474-0007
	Quote #:
Time Zone Collected: [ ] AK [ ] PT [ ] MT [ ] CT [X] ET	County / State origin of sample(s): Georgia

Specify Container Size **: 2 3 3 3 1 3

Identify Container Preservative Type***: 1 1 2 2 2 2

Analysis Requested

**Container Size: (1) 1L, (2) 500mL, (3) 250mL, (4) 125mL, (5) 100mL, (6) 40mL vial, (7) EnCore, (8) TerraCore, (9) 5Gms, (10) Other

*** Preservative Types: (1) None, (2) HNO3, (3) H2SO4, (4) HCl, (5) NaOH, (6) Zn Acetate, (7) NaHSO4, (8) Sod Thiosulfate, (9) Ascorbic Acid, (10) MeOH, (11) Other

Data Deliverables: [ ] Level II [ ] Level III [ ] Level IV [ ] EQUIS [ ] Other	Regulatory Program (DW, RCRA, etc.) as applicable: Reportable [ ] Yes [ ] No
	Rush (Pre-approval required): [ ] Same Day [ ] 1 Day [ ] 2 Day [ ] 3 Day Other
	Date Results Requested:
	DW PWSID # or WW Permit # as applicable:
	Field Filtered (if applicable): [ ] Yes [ ] No
	Analysis:

Lab Use Only: Proj. Mgr: Bonnie Vang; AcctNum / Client ID:; Table #:; Profile / Template: 16507; Prelog / Bottle Ord. ID: EZ 3136135

* Matrix Codes (Insert in Matrix box below): Drinking Water (DW), Ground Water (GW), Wastewater (WW), Product (P), Soil/Solid (SS), Oil (OL), Wipe (WP), Tissue (TS), Bioassay (B), Vapor (V), Surface Water (SW), Sediment (SED), Sludge (SL), Caulk (CK), Leachate (LL), Biosolid (BS), Other (OT)

Customer Sample ID	Matrix *	Comp / Grab	Composite Start Date	Composite Start Time	Collected or Composite End Date	Collected or Composite End Time	# Cont.	Residual Chlorine Result	Residual Chlorine Units	2540C Total Dissolved Solids	300.0-F,SO4,Cl	Appendix III	Appendix IV	RAD 226/228	Cobalt	Boron				Sample Comment	Preservation non-conforming identified for sample
BOW-BGWC-39	WG	G					5			X	X	X	X	X							
BOW-BGWC-40	WG	G					5			X	X	X	X	X							
BOW-BGWC-41D	WG	G			8/21/24	1500	5			X	X	X	X	X							
BOW-BGWC-42D	WG	G					5			X	X	X	X	X							
BOW-BGWC-43D	WG	G			8/21/24	1540	5			X	X	X	X	X							
BOW-BGWC-44D	WG	G					5			X	X	X	X	X							
BOW-BGWC-49D	WG	G			8/21/24	1333	5			X	X	X	X	X							
BOW-BGWC-50D	WG	G					5			X	X	X	X	X							
BOW-BGWC-51	WG	G					5			X	X	X	X	X							
BOW-BGWC-52	WG	G					5			X	X	X	X	X							

Additional Instructions from Pace®:
Task Code: BOW-CCR-ASSMT-2024S2
App. III: Boron, Calcium, Chloride, Fluoride, Sulfate, TDS
App. IV: Antimony, Arsenic, Barium, Beryllium, Cadmium, Chromium, Cobalt, Combined Radium, Fluoride, Lead, Lithium, Mercury, Molybdenum, Selenium, Thallium

Collected By: Kevin Stephenson, William Laaker, Jay Siewert, Natalie Piparo
Printed Name
Signature
Resolute Environmental

Customer Remarks / Special Conditions / Possible Hazards:

Coolers: Thermometer ID: Correction Factor (°C): Obs. Temp (°C): Corrected Temp (°C): [ ] On Ice

Relinquished by/Company: (Signature)	Date/Time:	Received by/Company: (Signature)	Date/Time:	Tracking Number:
Resolute ENV.	8/23/24 1005	Lynn Williams / Pace	8/23/24 1005	
Lynn Williams / Pace	8/23/24 1230		8/23/24 1230	Delivered by: [ ] In-Person [ ] Courier [ ] FedEx [ ] UPS [ ] Other
Relinquished by/Company: (Signature)	Date/Time:	Received by/Company: (Signature)	Date/Time:	
Relinquished by/Company: (Signature)	Date/Time:	Received by/Company: (Signature)	Date/Time:	Page: 4 of 5

Submitting a sample via this chain of custody constitutes acknowledgment and acceptance of the Pace® Terms and Conditions found at https://www.pacelabs.com/resource-library/resource/pace-terms-and-conditions/

ENV-FRM-CORQ-0019_v02_110123 ©

Pace® Location Requested (City/State):

Pace Analytical Charlotte
6909 Carnegie Blvd. Suite 100, Huntersville, NC 28078

CHAIN-OF-CUSTODY Analytical Request Document

Chain-of-Custody is a LEGAL DOCUMENT. Complete all relevant fields.

LAB USE ONLY- Affix Workorder/Login Label Here

Scan QR Code for instructions

Company Name: Georgia Power - Bowen	Contact/Report To: Kristen Jurinko, Mintao Lu, Marty Crook
Street Address: 241 Ralph McGill Blvd NE, Atlanta, GA 30308	Phone #: (470) 217-0008
	E-Mail: knjurink@southernco.com
	Cc E-Mail: Laura Midkiff, Ben Hodges, Mike Smilley, Noelia Gangi
Customer Project #:	Invoice to: Account Payable
Project Name: Bowen AP-1	Invoice E-mail: georgiapowerinvoices@southernco.com
Site Collection Info/Facility ID (as applicable):	Purchase Order # (if applicable): GPC82474-0007
	Quote #:
Time Zone Collected: [ ] AK [ ] PT [ ] MT [ ] CT [X] ET	County / State origin of sample(s): Georgia
Data Deliverables: [ ] Level II [ ] Level III [ ] Level IV [ ] EQUIS [ ] Other	Regulatory Program (DW, RCRA, etc.) as applicable: Reportable [ ] Yes [ ] No
	Rush (Pre-approval required): [ ] Same Day [ ] 1 Day [ ] 2 Day [ ] 3 Day Other
	Date Results Requested:
	BW PWSID # or WW Permit # as applicable:
	Field Filtered (if applicable): [ ] Yes [ ] No
	Analysis:

Specify Container Size**: 2 | 3 | 3 | 3 | 1 | 3

Identify Container Preservative Type***: 1 | 1 | 2 | 2 | 2 | 2

Analysis Requested

**Container Size: (1) 1L, (2) 500mL, (3) 250mL, (4) 125mL, (5) 100mL, (6) 40mL vial, (7) EnCore, (8) TerraCore, (9) Other, (10) Other

*** Preservative Types: (1) None, (2) HNO3, (3) H2SO4, (4) HCl, (5) NaOH, (6) Zn Acetate, (7) NaHSO4, (8) Sod Thiosulfate, (9) Ascorbic Acid, (10) MeOH, (11) Other

* Matrix Codes (Insert in Matrix box below): Drinking Water (DW), Ground Water (GW), Wastewater (WW), Product (P), Soil/Solid (SS), Oil (OL), Wipe (WP), Tissue (TS), Bioassay (B), Vapor (V), Surface Water (SW), Sediment (SED), Sludge (SL), Caulk (CK), Leachate (LL), Biosolid (BS), Other (OT)

Customer Sample ID	Matrix *	Comp / Grab	Composite Start Date	Composite Start Time	Collected or Composite End Date	Collected or Composite End Time	# Cont.	Residual Chlorine Result	Residual Chlorine Units	2540C Total Dissolved Solids	300.0 F, SO4, Cl	Appendix III	Appendix IV	RAD 226/228	Cobalt	Boron				Sample Comment	Preservation non-conformance identified for sample
BOW-PZ-7	WG	G					5			X	X	X	X	X							
BOW-AP1-FD-	WG	G					5			X	X	X	X	X							
BOW-AP1-FD-	WG	G					5			X	X	X	X	X							
BOW-AP1-FD-11	WG	G			8/21/24	—	5			X	X	X	X	X							
BOW-AP1-FD-	WG	G					5			X	X	X	X	X							
BOW-AP1-FB-11	WQ	G			8/21/24	1653	5			X	X	X	X	X							
BOW-AP1-FB-	WQ	G					5			X	X	X	X	X							
BOW-AP1-EB-11	WQ	G			8/21/24	1704	5			X	X	X	X	X							
BOW-AP1-EB-	WQ	G					5			X	X	X	X	X							

Lab Use Only: Proj. Mgr: Bonnie Vang; Acct.Num / Client ID:; Table #:; Profile / Template: 16507; Prelog / Bottle Ord. ID: EZ 3136135

Additional Instructions from Pace®:
Task Code: BOW-CCR-ASSMT-2024S2
App. III: Boron, Calcium, Chloride, Fluoride, Sulfate, TDS
App. IV: Antimony, Arsenic, Barium, Beryllium, Cadmium, Chromium, Cobalt, Combined Radium, Fluoride, Lead, Lithium, Mercury, Molybdenum, Selenium, Thallium

Collected By: Printed Name: Kevin Stephenson, William Laaker, Jay Stewart, Natalie Pinaro
Signature: Resolute Environmental

Customer Remarks / Special Conditions / Possible Hazards:

Coolers: | Thermometer ID: | Correction Factor (°C): | Obs. Temp. (°C): | Corrected Temp. (°C): | [ ] On Ice

Relinquished by/Company: (Signature)	Date/Time:	Received by/Company: (Signature)	Date/Time:	Tracking Number:
Resolute Env.	8/23/24 1005	Ryan Williams / Pace	8/23/24 1005	
Ryan Williams / Pace	8/23/24 1230		8/23/24 1230	Delivered by: [ ] In-Person [ ] Courier [ ] FedEx [ ] UPS [ ] Other
Relinquished by/Company: (Signature)	Date/Time:	Received by/Company: (Signature)	Date/Time:	
Relinquished by/Company: (Signature)	Date/Time:	Received by/Company: (Signature)	Date/Time:	Page: 5 of 5

Submitting a sample via this chain of custody constitutes acknowledgment and acceptance of the Pace® Terms and Conditions found at https://www.pacelabs.com/resource-library/resource/pace-terms-and-conditions/

ENV-FRM-CORQ-0019_v02_110123 ©

Pace	DC#_Title: ENV-FRM-HUN1-0083 v05_Sample Condition Upon Receipt
	Effective Date: 05/24/2024

Laboratory receiving samples:
Asheville ☐ Eden ☐ Greenwood ☐ Huntersville ☐ Raleigh ☐ Mechanicsville ☐ Atlanta ☑ Kernersville ☐

Sample Condition Upon Receipt

Client Name: GA - River - Brown

Project #:

Courier: ☐ Commercial ☐ Fed Ex ☐ UPS ☐ USPS ☐ Client ☑ Pace ☐ Other:____

Custody Seal Present? ☑ Yes ☐ No Seals Intact? ☑ Yes ☐ No ☐ N/A

Date/Initials Person Examining Contents: 3/27/24 AM

Packing Material: ☑ Bubble Wrap ☐ Bubble Bags ☐ None ☐ Other

Biological Tissue Frozen? ☐ Yes ☐ No ☑ N/A

Thermometer:
☐ IR Gun ID: 214

Type of Ice: ☑ Wet ☐ Blue ☐ None

Cooler Temp: 4.5 Correction Factor: Add/Subtract (°C) 0

Temp should be above freezing to 6°C
☐ Samples out of temp criteria. Samples on ice, cooling process has begun

Cooler Temp Corrected (°C): 4.5

USDA Regulated Soil (☐ N/A, water sample)
Did samples originate in a quarantine zone within the United States: CA, NY, or SC (check maps)? ☐ Yes ☐ No

Did samples originate from a foreign source (internationally, including Hawaii and Puerto Rico)? ☐ Yes ☐ No

				Comments/Discrepancy:
Chain of Custody Present?	☑ Yes	☐ No	☐ N/A	1.
Samples Arrived within Hold Time?	☑ Yes	☐ No	☐ N/A	2.
Short Hold Time Analysis (<72 hr.)?	☑ Yes	☐ No	☐ N/A	3.
Rush Turn Around Time Requested?	☐ Yes	☑ No	☐ N/A	4.
Sufficient Volume?	☑ Yes	☐ No	☐ N/A	5.
Correct Containers Used?	☑ Yes	☐ No	☐ N/A	6.
-Pace Containers Used?	☑ Yes	☐ No	☐ N/A	
Containers Intact?	☑ Yes	☐ No	☐ N/A	7.
Dissolved analysis: Samples Field Filtered?	☐ Yes	☑ No	☐ N/A	8.
Sample Labels Match COC?	☑ Yes	☐ No	☐ N/A	9.
-Includes Date/Time/ID/Analysis Matrix: WO, WQ				
Headspace in VOA Vials (>5-6mm)?	☐ Yes	☐ No	☐ N/A	10.
Trip Blank Present?	☐ Yes	☐ No	☐ N/A	11.
Trip Blank Custody Seals Present?	☐ Yes	☐ No	☐ N/A	

COMMENTS/SAMPLE DISCREPANCY

Field Data Required? ☐ Yes ☐ No

Lot ID of split containers:

CLIENT NOTIFICATION/RESOLUTION

Person contacted: _____ Date/Time: _____

Project Manager SCURF Review: _____ Date: _____

Project Manager SRF Review: _____ Date: _____

*Check mark top half of box if pH and/or dechlorination is verified and within the acceptance range for preservation samples.
Exceptions: VOA, Coliform, TOC, Oil and Grease, DRO/8015 (water) DOC, LLHg
**Bottom half of box is to list number of bottles
***Check all unpreserved Nitrates for chlorine

Project #

Laboratory Receiving Location: Asheville ☐ Eden ☐ Greenwood ☐ Huntersville ☐ Raleigh ☐ Mechanicsville ☐ Atlanta ☑ Kernersville ☐

Client GA Power-Brown Profile/EZ (Circle one) 3136135 Notes

Item#	BP4U-125 mL Plastic Unpreserved (N/A) (Cl-)	BP3U-250 mL Plastic Unpreserved (N/A)	BP2U-500 mL Plastic Unpreserved (N/A)	BP1U-1 liter Plastic Unpreserved (N/A)	BP1N	BP4S-125 mL Plastic H2SO4 (pH < 2) (Cl-)	BP3N-250 mL plastic HNO3 (pH < 2)	BP4Z-125 mL Plastic ZN Acetate & NaOH (>9)	BP4B-125 mL Plastic NaOH (pH > 12) (Cl-)	WGFU-Wide-mouthed Glass Jar Unpreserved	AG1U-1 liter Amber Unpreserved (N/A) (Cl-)	AG1H-1 liter Amber HCl (pH < 2)	AG3U-250 mL Amber Unpreserved (N/A) (Cl-)	AG1S-1 liter Amber H2SO4 (pH < 2)	AG3S-250 mL Amber H2SO4 (pH < 2)	DG9A-40 mL Amber NH4Cl (N/A)(Cl-)	DG9H-40 mL VOA HCl (N/A)	VG9T-40 mL VOA Na2S2O3 (N/A)	VG9U-40 mL VOA Unpreserved (N/A)	DG9V-40 mL VOA H3PO4 (N/A)	KP7U-50 mL Plastic Unpreserved (N/A)	V/GK (3 vials per kit)-VPH/Gas kit (N/A)	SP5T-125 mL Sterile Plastic (N/A – lab)	SP2T-250 mL Sterile Plastic (N/A – lab)		BP3R-250 mL Plastic (NH4)2SO4 (9.3-9.7)	AG0U-100 mL Amber Unpreserved (N/A) (Cl-)	VSGU-20 mL Scintillation vials (N/A)	DG9U-40 mL Amber Unpreserved vials (N/A)
CC																														
1		1	1		2		1																							
2		1	1		2		1																							
3		1	1		2		1																							
4		1	1		2		1																							
5		1	1		2		1																							
6		1	1		2		1																							
7		1	1		2		1																							
8		1	1		2		1																							
9		1	1		2		1																							
10		1	1		2		1																							
11		1	1		2		1																							
12																														

pH Adjustment Log for Preserved Samples

Sample ID	Type of Preservative	pH upon receipt	Date preservation adjusted	Time preservation adjusted	Amount of Preservative added	Lot #

Note: Whenever there is a discrepancy affecting North Carolina compliance samples, a copy of this form will be sent to the North Carolina DENR Certification Office (i.e. Out of hold, incorrect preservative, out of temp, incorrect containers.

Pace® Location Requested (City/State):

Pace Analytical Charlotte
11800 Rhoney Ave. Suite 100, Huntersville, NC 28078

CHAIN-OF-CUSTODY Analytical Request Document

Chain-of-Custody is a LEGAL DOCUMENT - Complete all relevant fields

LAB USE ONLY- Affix Workorder/Login Label Here

Scan QR Code for Instructions

Company Name: Georgia Power - Bowen	Contact/Report To: Kristen Jurinko, Mintao Lu, Marty Crook
Street Address: 241 Ralph McGill Blvd NE, Atlanta, GA 30308	Phone #: (470) 217-0008
	E-Mail: knjurink@southernco.com
	Cc E-Mail: Laura Midkiff, Ben Hodges, Mike Smilley, Noelia Gangi
Customer Project #:	Invoice to: Account Payable
Project Name: Bowen AP-1	Invoice E-mail: georgiapowerinvoices@southernco.com
Site Collection Info/Facility ID (as applicable):	Purchase Order # (if applicable): GPC82474-0007
	Quote #:
Time Zone Collected: [ ] AK [ ] PT [ ] MT [ ] CT [X] ET	County / State origin of sample(s): Georgia
Data Deliverables: [ ] Level II [ ] Level III [ ] Level IV [ ] EQUIS [ ] Other	Regulatory Program (DW, RCRA, etc.) as applicable: Reportable [ ] Yes [ ] No
	Rush (Pre-approval required): [ ] Same Day [ ] 1 Day [ ] 2 Day [ ] 3 Day Other
	Date Results Requested:
	DW PWSID # or WW Permit # as applicable:
	Field Filtered (if applicable): [ ] Yes [ ] No
	Analysis:

Specify Container Size **: 2 3 3 3 1 3

Identify Container Preservative Type***: 1 1 2 2 2 2

Analysis Requested

** Container Size: (1) 1L, (2) 500mL, (3) 250mL, (4) 125mL, (5) 100mL, (6) 40mL vial, (7) EnCore, (8) TerraCore, (9) 90mL, (10) Other

*** Preservative Types: (1) None, (2) HNO3, (3) H2SO4, (4) HCl, (5) NaOH, (6) Zn Acetate, (7) NaHSO4, (8) Sod. Thiosulfate, (9) Ascorbic Acid, (10) MeOH, (11) Other

Lab Use Only: Proj. Mgr: Bonnie Vang; AcctNum / Client ID:; Table #:; Profile / Template: 16507; Prelog / Bottle Ord. ID: EZ 3136135

* Matrix Codes (Insert in Matrix box below): Drinking Water (DW), Ground Water (GW), Wastewater (WW), Product (P), Soil/Solid (SS), Oil (OL), Wipe (WP), Tissue (TS), Bioassay (B), Vapor (V), Surface Water (SW), Sediment (SED), Sludge (SL), Caulk (CK), Leachate (LI), Biosolid (BS), Other (OT)

Customer Sample ID	Matrix *	Comp / Grab	Composite Start Date	Composite Start Time	Collected or Composite End Date	Collected or Composite End Time	# Cont.	Residual Chlorine Result	Residual Chlorine Units	2540C Total Dissolved Solids	300.0-F-,SO4**,Cl-	Appendix III	Appendix IV	RAD 226/228	Cobalt	Boron				Sample Comment	Preservation non-conformance identified for sample.
BOW-BGWA-2	WG	G					5			X	X	X	X	X							
BOW-BGWA-29	WG	G					5			X	X	X	X	X							
BOW-BGWA-33	WG	G			8/23/24	0955	5			X	X	X	X	X							
BOW-BGWA-47D	WG	G					5			X	X	X	X	X							
BOW-BGWA-48D	WG	G					5			X	X	X	X	X							
BOW-BGWC-7	WG	G					5			X	X	X	X	X							
BOW-BGWC-8	WG	G					5			X	X	X	X	X							
BOW-BGWC-9	WG	G					5			X	X	X	X	X							
BOW-BGWC-10	WG	G					5			X	X	X	X	X							
BOW-BGWC-12	WG	G					5														

Additional Instructions from Pace®:
Task Code: BOW-CCR-ASSMT-2024S2
App. III: Boron, Calcium, Chloride, Fluoride, Sulfate, TDS
App. IV: Antimony, Arsenic, Barium, Beryllium, Cadmium, Chromium, Cobalt, Combined Radium, Fluoride, Lead, Lithium, Mercury, Molybdenum, Selenium, Thallium

Collected By: Printed Name: Kevin Stephenson, William Laaker, Jay Siewert, Natalie Piparo
Signature: [signature] Resolute Environmental

Customer Remarks / Special Conditions / Possible Hazards:

# Coolers:	Thermometer ID:	Correction Factor (°C):	Obs. Temp. (°C):	Corrected Temp. (°C):	[ ] On Ice

Relinquished by/Company: (Signature)	Date/Time:	Received by/Company: (Signature)	Date/Time:	Tracking Number:
[signature] Resolute Env.	8/27/24 0923	Ryan Williams / Pace	8/27/24 0923	
Ryan Williams / Pace	8/27/24 1235	[signature]	8/27/24 1235	Delivered by: [ ] In-Person [ ] Courier [ ] FedEX [ ] UPS [ ] Other
Relinquished by/Company: (Signature)	Date/Time:	Received by/Company: (Signature)	Date/Time:	
Relinquished by/Company: (Signature)	Date/Time:	Received by/Company: (Signature)	Date/Time:	Page: 1 of 5

Submitting a sample via this chain of custody constitutes acknowledgment and acceptance of the Pace® Terms and Conditions found at https://www.pacelabs.com/resource-library/resource/pace-terms-and-conditions/

ENV-FRM-CORQ-0019_v02_110123 ©

Pace ANALYTICAL SERVICES	DC#_Title: ENV-FRM-HUN1-0083 v05_Sample Condition Upon Receipt
	Effective Date: 05/24/2024

Laboratory receiving samples:

Asheville ☐ Eden ☐ Greenwood ☐ Huntersville ☐ Raleigh ☐ Mechanicsville ☐ Atlanta ☑ Kernersville ☐

Sample Condition Upon Receipt

Client Name: GA Power - Bowen

Project #:

Courier: ☐ Commercial ☐ Fed Ex ☑ Pace ☐ UPS ☐ USPS ☐ Other:____ ☐ Client

Custody Seal Present? ☑ Yes ☐ No **Seals Intact?** ☑ Yes ☐ No ☐ N/A

Date/Initials Person Examining Contents: 8/27/24 GW

Packing Material: ☑ Bubble Wrap ☐ Bubble Bags ☐ None ☐ Other

Biological Tissue Frozen? ☐ Yes ☐ No ☑ N/A

Thermometer: ☐ IR Gun ID: 214 **Type of Ice:** ☐ Wet ☐ Blue ☐ None

Cooler Temp: 5.0 **Correction Factor:** Add/Subtract (°C) 0

Temp should be above freezing to 6°C

☐ Samples out of temp criteria. Samples on ice, cooling process has begun

Cooler Temp Corrected (°C): 5.0

USDA Regulated Soil (☐ N/A, water sample)

Did samples originate in a quarantine zone within the United States: CA, NY, or SC (check maps)? ☐ Yes ☐ No

Did samples originate from a foreign source (internationally, including Hawaii and Puerto Rico)? ☐ Yes ☐ No

				Comments/Discrepancy:
Chain of Custody Present?	☑ Yes	☐ No	☐ N/A	1.
Samples Arrived within Hold Time?	☑ Yes	☐ No	☐ N/A	2.
Short Hold Time Analysis (<72 hr.)?	☐ Yes	☑ No	☐ N/A	3.
Rush Turn Around Time Requested?	☐ Yes	☑ No	☐ N/A	4.
Sufficient Volume?	☑ Yes	☐ No	☐ N/A	5.
Correct Containers Used?	☑ Yes	☐ No	☐ N/A	6.
-Pace Containers Used?	☑ Yes	☐ No	☐ N/A	
Containers Intact?	☑ Yes	☐ No	☐ N/A	7.
Dissolved analysis: Samples Field Filtered?	☐ Yes	☑ No	☐ N/A	8.
Sample Labels Match COC? -Includes Date/Time/ID/Analysis Matrix: WG	☑ Yes	☐ No	☐ N/A	9.
Headspace in VOA Vials (>5-6mm)?	☐ Yes	☐ No	☑ N/A	10.
Trip Blank Present?	☐ Yes	☐ No	☑ N/A	11.
Trip Blank Custody Seals Present?	☐ Yes	☐ No	☑ N/A	

COMMENTS/SAMPLE DISCREPANCY

Field Data Required? ☐ Yes ☐ No

Lot ID of split containers:

CLIENT NOTIFICATION/RESOLUTION

Person contacted: _____ Date/Time: _____

Project Manager SCURF Review: _____ **Date:** _____

Project Manager SRF Review: _____ **Date:** _____

*Check mark top half of box if pH and/or dechlorination is verified and within the acceptance range for preservation samples.
Exceptions: VOA, Coliform, TOC, Oil and Grease, DRO/8015 (water) DOC, LLHg
**Bottom half of box is to list number of bottles
***Check all unpreserved Nitrates for chlorine

Project #

Laboratory Receiving Location: Asheville ☐ Eden ☐ Greenwood ☐ Huntersville ☐ Raleigh ☐ Mechanicsville ☐ Atlanta ☑ Kernersville ☐

Client GA Power - Bowen Profile/EZ (Circle one) 3136135 Notes

Item#	BP4U-125 mL Plastic Unpreserved (N/A) (Cl-)	BP3U-250 mL Plastic Unpreserved (N/A)	BP2U-500 mL Plastic Unpreserved (N/A)	BP1U-1 liter Plastic Unpreserved (N/A)	BP1N	BP4S-125 mL Plastic H2SO4 (pH < 2) (Cl-)	BP3N-250 mL plastic HNO3 (pH < 2)	BP4Z-125 mL Plastic ZN Acetate & NaOH (>9)	BP4B-125 mL Plastic NaOH (pH > 12) (Cl-)	WGFU-Wide-mouthed Glass Jar Unpreserved	AG1U-1 liter Amber Unpreserved (N/A) (Cl-)	AG1H-1 liter Amber HCl (pH < 2)	AG3U-250 mL Amber Unpreserved (N/A) (Cl-)	AG1S-1 liter Amber H2SO4 (pH < 2)	AG3S-250 mL Amber H2SO4 (pH < 2)	DG9A-40 mL Amber NH4Cl (N/A)(Cl-)	DG9H-40 mL VOA HCl (N/A)	VG9T-40 mL VOA Na2S2O3 (N/A)	VG9U-40 mL VOA Unpreserved (N/A)	DG9V-40 mL VOA H3PO4 (N/A)	KP7U-50 mL Plastic Unpreserved (N/A)	V/GK (3 vials per kit)-VPH/Gas kit (N/A)	SP5T-125 mL Sterile Plastic (N/A – lab)	SP2T-250 mL Sterile Plastic (N/A – lab)		BP3R-250 mL Plastic (NH2)2SO4 (9.3-9.7)	AG0U-100 mL Amber Unpreserved (N/A) (Cl-)	VSGU-20 mL Scintillation vials (N/A)	DG9U-40 mL Amber Unpreserved vials (N/A)
CC																														
1		1	1		1		1																							
2																														
3																														
4																														
5																														
6																														
7																														
8																														
9																														
10																														
11																														
12																														

pH Adjustment Log for Preserved Samples

Sample ID	Type of Preservative	pH upon receipt	Date preservation adjusted	Time preservation adjusted	Amount of Preservative added	Lot #

Note: Whenever there is a discrepancy affecting North Carolina compliance samples, a copy of this form will be sent to the North Carolina DENR Certification Office (i.e. Out of hold, incorrect preservative, out of temp, incorrect containers.

Quality Control Sample Performance Assessment

Analyst Must Manually Enter All Fields Highlighted in Yellow.

Test:	Ra-228
Analyst:	ZPC
Date:	9/5/2024
Worklist:	81110
Matrix:	WT

Method Blank Assessment	
MB Sample ID	3375859
MB concentration:	0.092
M/B 2 Sigma CSU:	0.275
MB MDC:	0.621
MB Numerical Performance Indicator:	0.66
MB Status vs Numerical Indicator:	Pass
MB Status vs. MDC:	Pass

Laboratory Control Sample Assessment	LCSD (Y or N)?	Y
	LCS81110	**LCSD81110**
Count Date:	9/12/2024	9/12/2024
Spike I.D.:	23-043	23-043
Decay Corrected Spike Concentration (pCi/mL):	35.318	35.318
Volume Used (mL):	0.10	0.10
Aliquot Volume (L, g, F):	0.818	0.818
Target Conc. (pCi/L, g, F):	4.317	4.319
Uncertainty (Calculated):	0.212	0.212
Result (pCi/L, g, F):	3.183	2.670
LCS/LCSD 2 Sigma CSU (pCi/L, g, F):	0.778	0.698
Numerical Performance Indicator:	-2.76	-4.43
Percent Recovery:	73.73%	61.81%
Status vs Numerical Indicator:	N/A	N/A
Status vs Recovery:	Pass	Pass
Upper % Recovery Limits:	135%	135%
Lower % Recovery Limits:	60%	60%

Sample Matrix Spike Control Assessment	MS/MSD 1	MS/MSD 2
Sample Collection Date:		
Sample I.D.		
Sample MS I.D.		
Sample MSD I.D.		
Spike I.D.:		
MS/MSD Decay Corrected Spike Concentration (pCi/mL):		
Spike Volume Used in MS (mL):		
Spike Volume Used in MSD (mL):		
MS Aliquot (L, g, F):		
MS Target Conc.(pCi/L, g, F):		
MSD Aliquot (L, g, F):		
MSD Target Conc. (pCi/L, g, F):		
MS Spike Uncertainty (calculated):		
MSD Spike Uncertainty (calculated):		
Sample Result:		
Sample Result 2 Sigma CSU (pCi/L, g, F):		
Sample Matrix Spike Result:		
Matrix Spike Result 2 Sigma CSU (pCi/L, g, F):		
Sample Matrix Spike Duplicate Result:		
Matrix Spike Duplicate Result 2 Sigma CSU (pCi/L, g, F):		
MS Numerical Performance Indicator:		
MSD Numerical Performance Indicator:		
MS Percent Recovery:		
MSD Percent Recovery:		
MS Status vs Numerical Indicator:		
MSD Status vs Numerical Indicator:		
MS Status vs Recovery:		
MSD Status vs Recovery:		
MS/MSD Upper % Recovery Limits:		
MS/MSD Lower % Recovery Limits:		

Duplicate Sample Assessment		
Sample I.D.:	LCS81110	Enter Duplicate sample IDs if other than LCS/LCSD in the space below.
Duplicate Sample I.D.	LCSD81110	
Sample Result (pCi/L, g, F):	3.183	
Sample Result 2 Sigma CSU (pCi/L, g, F):	0.778	
Sample Duplicate Result (pCi/L, g, F):	2.670	
Sample Duplicate Result 2 Sigma CSU (pCi/L, g, F):	0.698	
Are sample and/or duplicate results below RL?	NO	
Duplicate Numerical Performance Indicator:	0.962	
(Based on the LCS/LCSD Percent Recoveries) Duplicate RPD:	17.58%	
Duplicate Status vs Numerical Indicator:	Pass	
Duplicate Status vs RPD:	Pass	
% RPD Limit:	36%	

Matrix Spike/Matrix Spike Duplicate Sample Assessment		
Sample I.D.		
Sample MS I.D.		
Sample MSD I.D.		
Sample Matrix Spike Result:		
Matrix Spike Result 2 Sigma CSU (pCi/L, g, F):		
Sample Matrix Spike Duplicate Result:		
Matrix Spike Duplicate Result 2 Sigma CSU (pCi/L, g, F):		
Duplicate Numerical Performance Indicator:		
(Based on the Percent Recoveries) MS/ MSD Duplicate RPD:		
MS/ MSD Duplicate Status vs Numerical Indicator:		
MS/ MSD Duplicate Status vs RPD:		
% RPD Limit:		

Evaluation of duplicate precision is not applicable if either the sample or duplicate results are below the MDC.

Comments:

VAL 9/13/24

DLW 9/13/24

Quality Control Sample Performance Assessment

Pace Analytical™
www.pacelabs.com

Test:	Ra-228
Analyst:	VAL
Date:	9/9/2024
Worklist:	81111
Matrix:	WT

Analyst Must Manually Enter All Fields Highlighted in Yellow.

Method Blank Assessment	
MB Sample ID	3375868
MB concentration:	0.898
M/B 2 Sigma CSU:	0.418
MB MDC:	0.691
MB Numerical Performance Indicator:	4.21
MB Status vs Numerical Indicator:	Fail*
MB Status vs. MDC:	See Comment*

Laboratory Control Sample Assessment	LCSD (Y or N)?	Y
	LCS81111	**LCSD81111**
Count Date:	9/13/2024	9/13/2024
Spike I.D.:	23-043	23-043
Decay Corrected Spike Concentration (pCi/mL):	35.306	35.306
Volume Used (mL):	0.10	0.10
Aliquot Volume (L, g, F):	0.816	0.818
Target Conc. (pCi/L, g, F):	4.327	4.317
Uncertainty (Calculated):	0.212	0.212
Result (pCi/L, g, F):	4.229	3.743
LCS/LCSD 2 Sigma CSU (pCi/L, g, F):	0.985	0.898
Numerical Performance Indicator:	-0.19	-1.22
Percent Recovery:	97.74%	86.70%
Status vs Numerical Indicator:	N/A	N/A
Status vs Recovery:	Pass	Pass
Upper % Recovery Limits:	135%	135%
Lower % Recovery Limits:	60%	60%

Sample Matrix Spike Control Assessment	MS/MSD 1	MS/MSD 2
Sample Collection Date:		
Sample I.D.		
Sample MS I.D.		
Sample MSD I.D.		
Spike I.D.:		
MS/MSD Decay Corrected Spike Concentration (pCi/mL):		
Spike Volume Used in MS (mL):		
Spike Volume Used in MSD (mL):		
MS Aliquot (L, g, F):		
MS Target Conc.(pCi/L, g, F):		
MSD Aliquot (L, g, F):		
MSD Target Conc. (pCi/L, g, F):		
MS Spike Uncertainty (calculated):		
MSD Spike Uncertainty (calculated):		
Sample Result:		
Sample Result 2 Sigma CSU (pCi/L, g, F):		
Sample Matrix Spike Result:		
Matrix Spike Result 2 Sigma CSU (pCi/L, g, F):		
Sample Matrix Spike Duplicate Result:		
Matrix Spike Duplicate Result 2 Sigma CSU (pCi/L, g, F):		
MS Numerical Performance Indicator:		
MSD Numerical Performance Indicator:		
MS Percent Recovery:		
MSD Percent Recovery:		
MS Status vs Numerical Indicator:		
MSD Status vs Numerical Indicator:		
MS Status vs Recovery:		
MSD Status vs Recovery:		
MS/MSD Upper % Recovery Limits:		
MS/MSD Lower % Recovery Limits:		

Duplicate Sample Assessment		
Sample I.D.:	LCS81111	Enter Duplicate sample IDs if other than LCS/LCSD in the space below.
Duplicate Sample I.D.	LCSD81111	
Sample Result (pCi/L, g, F):	4.229	
Sample Result 2 Sigma CSU (pCi/L, g, F):	0.985	
Sample Duplicate Result (pCi/L, g, F):	3.743	
Sample Duplicate Result 2 Sigma CSU (pCi/L, g, F):	0.898	
Are sample and/or duplicate results below RL?	NO	
Duplicate Numerical Performance Indicator:	0.715	
(Based on the LCS/LCSD Percent Recoveries) Duplicate RPD:	11.98%	
Duplicate Status vs Numerical Indicator:	Pass	
Duplicate Status vs RPD:	Pass	
% RPD Limit:	36%	

Matrix Spike/Matrix Spike Duplicate Sample Assessment		
Sample I.D.		
Sample MS I.D.		
Sample MSD I.D.		
Sample Matrix Spike Result:		
Matrix Spike Result 2 Sigma CSU (pCi/L, g, F):		
Sample Matrix Spike Duplicate Result:		
Matrix Spike Duplicate Result 2 Sigma CSU (pCi/L, g, F):		
Duplicate Numerical Performance Indicator:		
(Based on the Percent Recoveries) MS/ MSD Duplicate RPD:		
MS/ MSD Duplicate Status vs Numerical Indicator:		
MS/ MSD Duplicate Status vs RPD:		
% RPD Limit:		

Evaluation of duplicate precision is not applicable if either the sample or duplicate results are below the MDC.

Comments:
*The method blank result is below the reporting limit for this analysis and is acceptable.

ET 9-16-24

9/16/24

Quality Control Sample Performance Assessment

Pace Analytical™
www.pacelabs.com

Test:	Ra-228
Analyst:	ZPC
Date:	9/20/2024
Worklist:	81290
Matrix:	WT

Analyst Must Manually Enter All Fields Highlighted in Yellow.

Method Blank Assessment	
MB Sample ID	3388978
MB concentration:	0.212
M/B 2 Sigma CSU:	0.332
MB MDC:	0.718
MB Numerical Performance Indicator:	1.26
MB Status vs Numerical Indicator:	Pass
MB Status vs. MDC:	Pass

Laboratory Control Sample Assessment	LCSD (Y or N)?	Y
	LCS81290	**LCSD81290**
Count Date:	9/26/2024	9/26/2024
Spike I.D.:	23-043	23-043
Decay Corrected Spike Concentration (pCi/mL):	35.155	35.155
Volume Used (mL):	0.10	0.10
Aliquot Volume (L, g, F):	0.819	0.816
Target Conc. (pCi/L, g, F):	4.290	4.309
Uncertainty (Calculated):	0.210	0.211
Result (pCi/L, g, F):	3.387	3.971
LCS/LCSD 2 Sigma CSU (pCi/L, g, F):	0.823	0.923
Numerical Performance Indicator:	-2.08	-0.70
Percent Recovery:	78.95%	92.16%
Status vs Numerical Indicator:	N/A	N/A
Status vs Recovery:	Pass	Pass
Upper % Recovery Limits:	135%	135%
Lower % Recovery Limits:	60%	60%

Sample Matrix Spike Control Assessment	MS/MSD 1	MS/MSD 2
Sample Collection Date:		
Sample I.D.		
Sample MS I.D.		
Sample MSD I.D.		
Spike I.D.:		
MS/MSD Decay Corrected Spike Concentration (pCi/mL):		
Spike Volume Used in MS (mL):		
Spike Volume Used in MSD (mL):		
MS Aliquot (L, g, F):		
MS Target Conc.(pCi/L, g, F):		
MSD Aliquot (L, g, F):		
MSD Target Conc. (pCi/L, g, F):		
MS Spike Uncertainty (calculated):		
MSD Spike Uncertainty (calculated):		
Sample Result:		
Sample Result 2 Sigma CSU (pCi/L, g, F):		
Sample Matrix Spike Result:		
Matrix Spike Result 2 Sigma CSU (pCi/L, g, F):		
Sample Matrix Spike Duplicate Result:		
Matrix Spike Duplicate Result 2 Sigma CSU (pCi/L, g, F):		
MS Numerical Performance Indicator:		
MSD Numerical Performance Indicator:		
MS Percent Recovery:		
MSD Percent Recovery:		
MS Status vs Numerical Indicator:		
MSD Status vs Numerical Indicator:		
MS Status vs Recovery:		
MSD Status vs Recovery:		
MS/MSD Upper % Recovery Limits:		
MS/MSD Lower % Recovery Limits:		

Duplicate Sample Assessment		
Sample I.D.:	LCS81290	Enter Duplicate sample IDs if other than LCS/LCSD in the space below.
Duplicate Sample I.D.	LCSD81290	
Sample Result (pCi/L, g, F):	3.387	
Sample Result 2 Sigma CSU (pCi/L, g, F):	0.823	
Sample Duplicate Result (pCi/L, g, F):	3.971	
Sample Duplicate Result 2 Sigma CSU (pCi/L, g, F):	0.923	
Are sample and/or duplicate results below RL?	NO	
Duplicate Numerical Performance Indicator:	-0.925	
(Based on the LCS/LCSD Percent Recoveries) Duplicate RPD:	15.44%	
Duplicate Status vs Numerical Indicator:	Pass	
Duplicate Status vs RPD:	Pass	
% RPD Limit:	36%	

Matrix Spike/Matrix Spike Duplicate Sample Assessment		
Sample I.D.		
Sample MS I.D.		
Sample MSD I.D.		
Sample Matrix Spike Result:		
Matrix Spike Result 2 Sigma CSU (pCi/L, g, F):		
Sample Matrix Spike Duplicate Result:		
Matrix Spike Duplicate Result 2 Sigma CSU (pCi/L, g, F):		
Duplicate Numerical Performance Indicator:		
(Based on the Percent Recoveries) MS/ MSD Duplicate RPD:		
MS/ MSD Duplicate Status vs Numerical Indicator:		
MS/ MSD Duplicate Status vs RPD:		
% RPD Limit:		

Evaluation of duplicate precision is not applicable if either the sample or duplicate results are below the MDC.

Comments:

VAL
9/27/24

SLC 9/27/24

Quality Control Sample Performance Assessment

Pace Analytical™ www.pacelabs.com

Analyst Must Manually Enter All Fields Highlighted in Yellow.

Test:	Ra-228
Analyst:	VAL
Date:	9/27/2024
Worklist:	81393
Matrix:	WT

Method Blank Assessment	
MB Sample ID	3394379
MB concentration:	0.049
M/B 2 Sigma CSU:	0.301
MB MDC:	0.693
MB Numerical Performance Indicator:	0.32
MB Status vs Numerical Indicator:	Pass
MB Status vs. MDC:	Pass

Laboratory Control Sample Assessment	LCSD (Y or N)?	Y
	LCS81393	**LCSD81393**
Count Date:	10/1/2024	10/1/2024
Spike I.D.:	23-043	23-043
Decay Corrected Spike Concentration (pCi/mL):	35.098	35.098
Volume Used (mL):	0.10	0.10
Aliquot Volume (L, g, F):	0.822	0.820
Target Conc. (pCi/L, g, F):	4.271	4.281
Uncertainty (Calculated):	0.209	0.210
Result (pCi/L, g, F):	3.623	5.102
LCS/LCSD 2 Sigma CSU (pCi/L, g, F):	0.883	1.200
Numerical Performance Indicator:	-1.40	1.32
Percent Recovery:	84.83%	119.16%
Status vs Numerical Indicator:	N/A	N/A
Status vs Recovery:	Pass	Pass
Upper % Recovery Limits:	135%	135%
Lower % Recovery Limits:	60%	60%

Duplicate Sample Assessment		
Sample I.D.:	LCS81393	Enter Duplicate sample IDs if other than LCS/LCSD in the space below.
Duplicate Sample I.D.	LCSD81393	
Sample Result (pCi/L, g, F):	3.623	
Sample Result 2 Sigma CSU (pCi/L, g, F):	0.883	
Sample Duplicate Result (pCi/L, g, F):	5.102	
Sample Duplicate Result 2 Sigma CSU (pCi/L, g, F):	1.200	
Are sample and/or duplicate results below RL?	NO	
Duplicate Numerical Performance Indicator:	-1.945	
(Based on the LCS/LCSD Percent Recoveries) Duplicate RPD:	33.66%	
Duplicate Status vs Numerical Indicator:	Pass	
Duplicate Status vs RPD:	Pass	
% RPD Limit:	36%	

Sample Matrix Spike Control Assessment	MS/MSD 1	MS/MSD 2
Sample Collection Date:		
Sample I.D.		
Sample MS I.D.		
Sample MSD I.D.		
Spike I.D.:		
MS/MSD Decay Corrected Spike Concentration (pCi/mL):		
Spike Volume Used in MS (mL):		
Spike Volume Used in MSD (mL):		
MS Aliquot (L, g, F):		
MS Target Conc.(pCi/L, g, F):		
MSD Aliquot (L, g, F):		
MSD Target Conc. (pCi/L, g, F):		
MS Spike Uncertainty (calculated):		
MSD Spike Uncertainty (calculated):		
Sample Result:		
Sample Result 2 Sigma CSU (pCi/L, g, F):		
Sample Matrix Spike Result:		
Matrix Spike Result 2 Sigma CSU (pCi/L, g, F):		
Sample Matrix Spike Duplicate Result:		
Matrix Spike Duplicate Result 2 Sigma CSU (pCi/L, g, F):		
MS Numerical Performance Indicator:		
MSD Numerical Performance Indicator:		
MS Percent Recovery:		
MSD Percent Recovery:		
MS Status vs Numerical Indicator:		
MSD Status vs Numerical Indicator:		
MS Status vs Recovery:		
MSD Status vs Recovery:		
MS/MSD Upper % Recovery Limits:		
MS/MSD Lower % Recovery Limits:		

Matrix Spike/Matrix Spike Duplicate Sample Assessment		
Sample I.D.		
Sample MS I.D.		
Sample MSD I.D.		
Sample Matrix Spike Result:		
Matrix Spike Result 2 Sigma CSU (pCi/L, g, F):		
Sample Matrix Spike Duplicate Result:		
Matrix Spike Duplicate Result 2 Sigma CSU (pCi/L, g, F):		
Duplicate Numerical Performance Indicator:		
(Based on the Percent Recoveries) MS/ MSD Duplicate RPD:		
MS/ MSD Duplicate Status vs Numerical Indicator:		
MS/ MSD Duplicate Status vs RPD:		
% RPD Limit:		

Evaluation of duplicate precision is not applicable if either the sample or duplicate results are below the MDC.

Comments:

VAL 10/2/24

DLW 10/2/24

Quality Control Sample Performance Assessment

Pace Analytical™ www.pacelabs.com

Test:	Ra-226
Analyst:	SLC
Date:	9/5/2024
Worklist:	80898
Matrix:	W

Analyst Must Manually Enter All Fields Highlighted in Yellow.

Method Blank Assessment	
MB Sample ID	3364353
MB concentration:	-0.072
M/B 2 Sigma CSU:	0.087
MB MDC:	0.304
MB Numerical Performance Indicator:	-1.61
MB Status vs Numerical Indicator:	Pass
MB Status vs. MDC:	N/A

Laboratory Control Sample Assessment	LCSD (Y or N)?	Y
	LCS80898	LCSD80898
Count Date:	9/9/2024	9/9/2024
Spike I.D.:	23-014	23-014
Decay Corrected Spike Concentration (pCi/mL):	25.020	25.020
Volume Used (mL):	0.10	0.10
Aliquot Volume (L, g, F):	0.503	0.508
Target Conc. (pCi/L, g, F):	4.975	4.921
Uncertainty (Calculated):	0.234	0.231
Result (pCi/L, g, F):	4.550	5.549
LCS/LCSD 2 Sigma CSU (pCi/L, g, F):	0.885	1.062
Numerical Performance Indicator:	-0.91	1.13
Percent Recovery:	91.46%	112.77%
Status vs Numerical Indicator:	Pass	Pass
Status vs Recovery:	N/A	N/A
Upper % Recovery Limits:	125%	125%
Lower % Recovery Limits:	75%	75%

Sample Matrix Spike Control Assessment	MS/MSD 1	MS/MSD 2
Sample Collection Date:		
Sample I.D.		
Sample MS I.D.		
Sample MSD I.D.		
Spike I.D.:		
MS/MSD Decay Corrected Spike Concentration (pCi/mL):		
Spike Volume Used in MS (mL):		
Spike Volume Used in MSD (mL):		
MS Aliquot (L, g, F):		
MS Target Conc.(pCi/L, g, F):		
MSD Aliquot (L, g, F):		
MSD Target Conc. (pCi/L, g, F):		
MS Spike Uncertainty (calculated):		
MSD Spike Uncertainty (calculated):		
Sample Result:		
Sample Result 2 Sigma CSU (pCi/L, g, F):		
Sample Matrix Spike Result:		
Matrix Spike Result 2 Sigma CSU (pCi/L, g, F):		
Sample Matrix Spike Duplicate Result:		
Matrix Spike Duplicate Result 2 Sigma CSU (pCi/L, g, F):		
MS Numerical Performance Indicator:		
MSD Numerical Performance Indicator:		
MS Percent Recovery:		
MSD Percent Recovery:		
MS Status vs Numerical Indicator:		
MSD Status vs Numerical Indicator:		
MS Status vs Recovery:		
MSD Status vs Recovery:		
MS/MSD Upper % Recovery Limits:		
MS/MSD Lower % Recovery Limits:		

Duplicate Sample Assessment		
Sample I.D.:	LCS80898	92748210015
Duplicate Sample I.D.	LCSD80898	92748210015DUP
Sample Result (pCi/L, g, F):	4.550	-0.011
Sample Result 2 Sigma CSU (pCi/L, g, F):	0.885	0.134
Sample Duplicate Result (pCi/L, g, F):	5.549	0.077
Sample Duplicate Result 2 Sigma CSU (pCi/L, g, F):	1.062	0.163
Are sample and/or duplicate results below RL?	NO	See Below ##
Duplicate Numerical Performance Indicator:	-1.417	-0.817
(Based on the LCS/LCSD Percent Recoveries) Duplicate RPD:	20.86%	266.42%
Duplicate Status vs Numerical Indicator:	Pass	Pass
Duplicate Status vs RPD:	N/A	N/A
% RPD Limit:	25%	25%

Matrix Spike/Matrix Spike Duplicate Sample Assessment		
Sample I.D.		
Sample MS I.D.		
Sample MSD I.D.		
Sample Matrix Spike Result:		
Matrix Spike Result 2 Sigma CSU (pCi/L, g, F):		
Sample Matrix Spike Duplicate Result:		
Matrix Spike Duplicate Result 2 Sigma CSU (pCi/L, g, F):		
Duplicate Numerical Performance Indicator:		
(Based on the Percent Recoveries) MS/ MSD Duplicate RPD:		
MS/ MSD Duplicate Status vs Numerical Indicator:		
MS/ MSD Duplicate Status vs RPD:		
% RPD Limit:		

Evaluation of duplicate precision is not applicable if either the sample or duplicate results are below the MDC.

Comments:

lam 9/9/24

MRH 9-9-24

Quality Control Sample Performance Assessment

Pace Analytical™
www.pacelabs.com

Test:	Ra-226
Analyst:	SLC
Date:	9/6/2024
Worklist:	81001
Matrix:	W

Analyst Must Manually Enter All Fields Highlighted in Yellow.

Method Blank Assessment	
MB Sample ID	3370042
MB concentration:	-0.019
M/B 2 Sigma CSU:	0.080
MB MDC:	0.237
MB Numerical Performance Indicator:	-0.46
MB Status vs Numerical Indicator:	Pass
MB Status vs. MDC:	N/A

Laboratory Control Sample Assessment	LCSD (Y or N)?	Y
	LCS81001	**LCSD81001**
Count Date:	9/16/2024	9/16/2024
Spike I.D.:	23-014	23-014
Decay Corrected Spike Concentration (pCi/mL):	25.020	25.020
Volume Used (mL):	0.10	0.10
Aliquot Volume (L, g, F):	0.504	0.508
Target Conc. (pCi/L, g, F):	4.969	4.929
Uncertainty (Calculated):	0.234	0.232
Result (pCi/L, g, F):	4.764	4.413
LCS/LCSD 2 Sigma CSU (pCi/L, g, F):	0.852	0.796
Numerical Performance Indicator:	-0.45	-1.22
Percent Recovery:	95.87%	89.54%
Status vs Numerical Indicator:	Pass	Pass
Status vs Recovery:	N/A	N/A
Upper % Recovery Limits:	125%	125%
Lower % Recovery Limits:	75%	75%

Sample Matrix Spike Control Assessment	MS/MSD 1	MS/MSD 2
Sample Collection Date:		
Sample I.D.		
Sample MS I.D.		
Sample MSD I.D.		
Spike I.D.:		
MS/MSD Decay Corrected Spike Concentration (pCi/mL):		
Spike Volume Used in MS (mL):		
Spike Volume Used in MSD (mL):		
MS Aliquot (L, g, F):		
MS Target Conc.(pCi/L, g, F):		
MSD Aliquot (L, g, F):		
MSD Target Conc. (pCi/L, g, F):		
MS Spike Uncertainty (calculated):		
MSD Spike Uncertainty (calculated):		
Sample Result:		
Sample Result 2 Sigma CSU (pCi/L, g, F):		
Sample Matrix Spike Result:		
Matrix Spike Result 2 Sigma CSU (pCi/L, g, F):		
Sample Matrix Spike Duplicate Result:		
Matrix Spike Duplicate Result 2 Sigma CSU (pCi/L, g, F):		
MS Numerical Performance Indicator:		
MSD Numerical Performance Indicator:		
MS Percent Recovery:		
MSD Percent Recovery:		
MS Status vs Numerical Indicator:		
MSD Status vs Numerical Indicator:		
MS Status vs Recovery:		
MSD Status vs Recovery:		
MS/MSD Upper % Recovery Limits:		
MS/MSD Lower % Recovery Limits:		

Duplicate Sample Assessment		
Sample I.D.:	LCS81001	92748880015
Duplicate Sample I.D.	LCSD81001	92748880015DUP
Sample Result (pCi/L, g, F):	4.764	2.289
Sample Result 2 Sigma CSU (pCi/L, g, F):	0.852	0.484
Sample Duplicate Result (pCi/L, g, F):	4.413	2.002
Sample Duplicate Result 2 Sigma CSU (pCi/L, g, F):	0.796	0.428
Are sample and/or duplicate results below RL?	NO	See Below ##
Duplicate Numerical Performance Indicator:	0.589	0.868
(Based on the LCS/LCSD Percent Recoveries) Duplicate RPD:	6.83%	13.34%
Duplicate Status vs Numerical Indicator:	Pass	Pass
Duplicate Status vs RPD:	N/A	N/A
% RPD Limit:	25%	25%

Matrix Spike/Matrix Spike Duplicate Sample Assessment		
Sample I.D.		
Sample MS I.D.		
Sample MSD I.D.		
Sample Matrix Spike Result:		
Matrix Spike Result 2 Sigma CSU (pCi/L, g, F):		
Sample Matrix Spike Duplicate Result:		
Matrix Spike Duplicate Result 2 Sigma CSU (pCi/L, g, F):		
Duplicate Numerical Performance Indicator:		
(Based on the Percent Recoveries) MS/ MSD Duplicate RPD:		
MS/ MSD Duplicate Status vs Numerical Indicator:		
MS/ MSD Duplicate Status vs RPD:		
% RPD Limit:		

Evaluation of duplicate precision is not applicable if either the sample or duplicate results are below the MDC.

Comments:

ET 9-16-24

LAM 9/16/24

Quality Control Sample Performance Assessment

Pace Analytical™
www.pacelabs.com

Test:	Ra-226
Analyst:	SLC
Date:	9/11/2024
Worklist:	81119
Matrix:	W

Analyst Must Manually Enter All Fields Highlighted in Yellow.

Method Blank Assessment	
MB Sample ID	3376218
MB concentration:	-0.049
M/B 2 Sigma CSU:	0.141
MB MDC:	0.426
MB Numerical Performance Indicator:	-0.68
MB Status vs Numerical Indicator:	Pass
MB Status vs. MDC:	N/A

Laboratory Control Sample Assessment	LCSD (Y or N)?	Y
	LCS81119	**LCSD81119**
Count Date:	9/13/2024	9/13/2024
Spike I.D.:	23-014	23-014
Decay Corrected Spike Concentration (pCi/mL):	25.020	25.020
Volume Used (mL):	0.10	0.10
Aliquot Volume (L, g, F):	0.508	0.502
Target Conc. (pCi/L, g, F):	4.928	4.983
Uncertainty (Calculated):	0.232	0.234
Result (pCi/L, g, F):	4.491	5.297
LCS/LCSD 2 Sigma CSU (pCi/L, g, F):	0.924	1.057
Numerical Performance Indicator:	-0.90	0.57
Percent Recovery:	91.14%	106.30%
Status vs Numerical Indicator:	Pass	Pass
Status vs Recovery:	N/A	N/A
Upper % Recovery Limits:	125%	125%
Lower % Recovery Limits:	75%	75%

Sample Matrix Spike Control Assessment	MS/MSD 1	MS/MSD 2
Sample Collection Date:		
Sample I.D.		
Sample MS I.D.		
Sample MSD I.D.		
Spike I.D.:		
MS/MSD Decay Corrected Spike Concentration (pCi/mL):		
Spike Volume Used in MS (mL):		
Spike Volume Used in MSD (mL):		
MS Aliquot (L, g, F):		
MS Target Conc.(pCi/L, g, F):		
MSD Aliquot (L, g, F):		
MSD Target Conc. (pCi/L, g, F):		
MS Spike Uncertainty (calculated):		
MSD Spike Uncertainty (calculated):		
Sample Result:		
Sample Result 2 Sigma CSU (pCi/L, g, F):		
Sample Matrix Spike Result:		
Matrix Spike Result 2 Sigma CSU (pCi/L, g, F):		
Sample Matrix Spike Duplicate Result:		
Matrix Spike Duplicate Result 2 Sigma CSU (pCi/L, g, F):		
MS Numerical Performance Indicator:		
MSD Numerical Performance Indicator:		
MS Percent Recovery:		
MSD Percent Recovery:		
MS Status vs Numerical Indicator:		
MSD Status vs Numerical Indicator:		
MS Status vs Recovery:		
MSD Status vs Recovery:		
MS/MSD Upper % Recovery Limits:		
MS/MSD Lower % Recovery Limits:		

Duplicate Sample Assessment		
Sample I.D.:	LCS81119	92748210041
Duplicate Sample I.D.	LCSD81119	92748210041DUP
Sample Result (pCi/L, g, F):	4.491	0.035
Sample Result 2 Sigma CSU (pCi/L, g, F):	0.924	0.157
Sample Duplicate Result (pCi/L, g, F):	5.297	0.033
Sample Duplicate Result 2 Sigma CSU (pCi/L, g, F):	1.057	0.161
Are sample and/or duplicate results below RL?	NO	See Below ##
Duplicate Numerical Performance Indicator:	-1.125	0.010
(Based on the LCS/LCSD Percent Recoveries) Duplicate RPD:	15.36%	3.45%
Duplicate Status vs Numerical Indicator:	Pass	Pass
Duplicate Status vs RPD:	N/A	N/A
% RPD Limit:	25%	25%

Matrix Spike/Matrix Spike Duplicate Sample Assessment		
Sample I.D.		
Sample MS I.D.		
Sample MSD I.D.		
Sample Matrix Spike Result:		
Matrix Spike Result 2 Sigma CSU (pCi/L, g, F):		
Sample Matrix Spike Duplicate Result:		
Matrix Spike Duplicate Result 2 Sigma CSU (pCi/L, g, F):		
Duplicate Numerical Performance Indicator:		
(Based on the Percent Recoveries) MS/ MSD Duplicate RPD:		
MS/ MSD Duplicate Status vs Numerical Indicator:		
MS/ MSD Duplicate Status vs RPD:		
% RPD Limit:		

Evaluation of duplicate precision is not applicable if either the sample or duplicate results are below the MDC.

Comments:

ET 9-16-24

LAM 9/16/24

Quality Control Sample Performance Assessment

Pace Analytical™
www.pacelabs.com

Test:	Ra-226
Analyst:	SLC
Date:	9/11/2024
Worklist:	81120
Matrix:	W

Analyst Must Manually Enter All Fields Highlighted in Yellow.

Method Blank Assessment	
MB Sample ID	3376225
MB concentration:	0.034
M/B 2 Sigma CSU:	0.137
MB MDC:	0.338
MB Numerical Performance Indicator:	0.48
MB Status vs Numerical Indicator:	Pass
MB Status vs. MDC:	N/A

Laboratory Control Sample Assessment	LCSD (Y or N)?	Y
	LCS81120	**LCSD81120**
Count Date:	9/17/2024	9/17/2024
Spike I.D.:	23-014	23-014
Decay Corrected Spike Concentration (pCi/mL):	25.020	25.020
Volume Used (mL):	0.10	0.10
Aliquot Volume (L, g, F):	0.501	0.505
Target Conc. (pCi/L, g, F):	4.992	4.952
Uncertainty (Calculated):	0.235	0.233
Result (pCi/L, g, F):	4.499	4.372
LCS/LCSD 2 Sigma CSU (pCi/L, g, F):	0.823	0.810
Numerical Performance Indicator:	-1.13	-1.35
Percent Recovery:	90.13%	88.29%
Status vs Numerical Indicator:	Pass	Pass
Status vs Recovery:	N/A	N/A
Upper % Recovery Limits:	125%	125%
Lower % Recovery Limits:	75%	75%

Sample Matrix Spike Control Assessment	MS/MSD 1	MS/MSD 2
Sample Collection Date:		
Sample I.D.		
Sample MS I.D.		
Sample MSD I.D.		
Spike I.D.:		
MS/MSD Decay Corrected Spike Concentration (pCi/mL):		
Spike Volume Used in MS (mL):		
Spike Volume Used in MSD (mL):		
MS Aliquot (L, g, F):		
MS Target Conc.(pCi/L, g, F):		
MSD Aliquot (L, g, F):		
MSD Target Conc. (pCi/L, g, F):		
MS Spike Uncertainty (calculated):		
MSD Spike Uncertainty (calculated):		
Sample Result:		
Sample Result 2 Sigma CSU (pCi/L, g, F):		
Sample Matrix Spike Result:		
Matrix Spike Result 2 Sigma CSU (pCi/L, g, F):		
Sample Matrix Spike Duplicate Result:		
Matrix Spike Duplicate Result 2 Sigma CSU (pCi/L, g, F):		
MS Numerical Performance Indicator:		
MSD Numerical Performance Indicator:		
MS Percent Recovery:		
MSD Percent Recovery:		
MS Status vs Numerical Indicator:		
MSD Status vs Numerical Indicator:		
MS Status vs Recovery:		
MSD Status vs Recovery:		
MS/MSD Upper % Recovery Limits:		
MS/MSD Lower % Recovery Limits:		

Duplicate Sample Assessment		
Sample I.D.:	LCS81120	92749878005
Duplicate Sample I.D.	LCSD81120	92749878005DUP
Sample Result (pCi/L, g, F):	4.499	0.022
Sample Result 2 Sigma CSU (pCi/L, g, F):	0.823	0.112
Sample Duplicate Result (pCi/L, g, F):	4.372	0.099
Sample Duplicate Result 2 Sigma CSU (pCi/L, g, F):	0.810	0.103
Are sample and/or duplicate results below RL?	NO	See Below ##
Duplicate Numerical Performance Indicator:	0.216	-0.988
(Based on the LCS/LCSD Percent Recoveries) Duplicate RPD:	2.06%	127.25%
Duplicate Status vs Numerical Indicator:	Pass	Pass
Duplicate Status vs RPD:	N/A	N/A
% RPD Limit:	25%	25%

Matrix Spike/Matrix Spike Duplicate Sample Assessment		
Sample I.D.		
Sample MS I.D.		
Sample MSD I.D.		
Sample Matrix Spike Result:		
Matrix Spike Result 2 Sigma CSU (pCi/L, g, F):		
Sample Matrix Spike Duplicate Result:		
Matrix Spike Duplicate Result 2 Sigma CSU (pCi/L, g, F):		
Duplicate Numerical Performance Indicator:		
(Based on the Percent Recoveries) MS/ MSD Duplicate RPD:		
MS/ MSD Duplicate Status vs Numerical Indicator:		
MS/ MSD Duplicate Status vs RPD:		
% RPD Limit:		

Evaluation of duplicate precision is not applicable if either the sample or duplicate results are below the MDC.

Comments:

ET 9-17-24

Quality Control Sample Performance Assessment

Pace Analytical™
www.pacelabs.com

Test:	Ra-226
Analyst:	SLC
Date:	9/17/2024
Worklist:	81294
Matrix:	WT

Analyst Must Manually Enter All Fields Highlighted in Yellow.

Method Blank Assessment	
MB Sample ID	3389000
MB concentration:	0.010
M/B 2 Sigma CSU:	0.093
MB MDC:	0.242
MB Numerical Performance Indicator:	0.21
MB Status vs Numerical Indicator:	Pass
MB Status vs. MDC:	N/A

Laboratory Control Sample Assessment	LCSD (Y or N)?	Y
	LCS81294	LCSD81294
Count Date:	9/30/2024	9/30/2024
Spike I.D.:	23-014	23-014
Decay Corrected Spike Concentration (pCi/mL):	25.019	25.019
Volume Used (mL):	0.10	0.10
Aliquot Volume (L, g, F):	0.504	0.508
Target Conc. (pCi/L, g, F):	4.962	4.929
Uncertainty (Calculated):	0.233	0.232
Result (pCi/L, g, F):	4.708	4.636
LCS/LCSD 2 Sigma CSU (pCi/L, g, F):	0.832	0.839
Numerical Performance Indicator:	-0.58	-0.66
Percent Recovery:	94.87%	94.07%
Status vs Numerical Indicator:	Pass	Pass
Status vs Recovery:	N/A	N/A
Upper % Recovery Limits:	125%	125%
Lower % Recovery Limits:	75%	75%

Sample Matrix Spike Control Assessment	MS/MSD 1	MS/MSD 2
Sample Collection Date:		
Sample I.D.		
Sample MS I.D.		
Sample MSD I.D.		
Spike I.D.:		
MS/MSD Decay Corrected Spike Concentration (pCi/mL):		
Spike Volume Used in MS (mL):		
Spike Volume Used in MSD (mL):		
MS Aliquot (L, g, F):		
MS Target Conc.(pCi/L, g, F):		
MSD Aliquot (L, g, F):		
MSD Target Conc. (pCi/L, g, F):		
MS Spike Uncertainty (calculated):		
MSD Spike Uncertainty (calculated):		
Sample Result:		
Sample Result 2 Sigma CSU (pCi/L, g, F):		
Sample Matrix Spike Result:		
Matrix Spike Result 2 Sigma CSU (pCi/L, g, F):		
Sample Matrix Spike Duplicate Result:		
Matrix Spike Duplicate Result 2 Sigma CSU (pCi/L, g, F):		
MS Numerical Performance Indicator:		
MSD Numerical Performance Indicator:		
MS Percent Recovery:		
MSD Percent Recovery:		
MS Status vs Numerical Indicator:		
MSD Status vs Numerical Indicator:		
MS Status vs Recovery:		
MSD Status vs Recovery:		
MS/MSD Upper % Recovery Limits:		
MS/MSD Lower % Recovery Limits:		

Duplicate Sample Assessment		
Sample I.D.:	LCS81294	92751679006
Duplicate Sample I.D.	LCSD81294	92751679006DUP
Sample Result (pCi/L, g, F):	4.708	1.234
Sample Result 2 Sigma CSU (pCi/L, g, F):	0.832	0.311
Sample Duplicate Result (pCi/L, g, F):	4.636	1.359
Sample Duplicate Result 2 Sigma CSU (pCi/L, g, F):	0.839	0.358
Are sample and/or duplicate results below RL?	NO	See Below ##
Duplicate Numerical Performance Indicator:	0.118	-0.519
(Based on the LCS/LCSD Percent Recoveries) Duplicate RPD:	0.86%	9.68%
Duplicate Status vs Numerical Indicator:	Pass	Pass
Duplicate Status vs RPD:	N/A	N/A
% RPD Limit:	25%	25%

Matrix Spike/Matrix Spike Duplicate Sample Assessment		
Sample I.D.		
Sample MS I.D.		
Sample MSD I.D.		
Sample Matrix Spike Result:		
Matrix Spike Result 2 Sigma CSU (pCi/L, g, F):		
Sample Matrix Spike Duplicate Result:		
Matrix Spike Duplicate Result 2 Sigma CSU (pCi/L, g, F):		
Duplicate Numerical Performance Indicator:		
(Based on the Percent Recoveries) MS/ MSD Duplicate RPD:		
MS/ MSD Duplicate Status vs Numerical Indicator:		
MS/ MSD Duplicate Status vs RPD:		
% RPD Limit:		

Evaluation of duplicate precision is not applicable if either the sample or duplicate results are below the MDC.

Comments:

SLC 9/30/24

LAM 9/30/24

Quality Control Sample Performance Assessment

Pace Analytical
www.pacelabs.com

Test:	Ra-228
Analyst:	VAL
Date:	8/30/2024
Worklist:	80991
Matrix:	WT

Analyst Must Manually Enter All Fields Highlighted in Yellow.

Method Blank Assessment	
MB Sample ID	3369427
MB concentration:	0.214
M/B 2 Sigma CSU:	0.291
MB MDC:	0.622
MB Numerical Performance Indicator:	1.44
MB Status vs Numerical Indicator:	Pass
MB Status vs. MDC:	Pass

Laboratory Control Sample Assessment	LCSD (Y or N)?	Y
	LCS80991	LCSD80991
Count Date:	9/4/2024	9/4/2024
Spike I.D.:	23-043	23-043
Decay Corrected Spike Concentration (pCi/mL):	35.412	35.412
Volume Used (mL):	0.10	0.10
Aliquot Volume (L, g, F):	0.817	0.819
Target Conc. (pCi/L, g, F):	4.333	4.326
Uncertainty (Calculated):	0.212	0.212
Result (pCi/L, g, F):	3.985	3.814
LCS/LCSD 2 Sigma CSU (pCi/L, g, F):	0.906	0.875
Numerical Performance Indicator:	-0.73	-1.11
Percent Recovery:	91.99%	88.17%
Status vs Numerical Indicator:	N/A	N/A
Status vs Recovery:	Pass	Pass
Upper % Recovery Limits:	135%	135%
Lower % Recovery Limits:	60%	60%

Sample Matrix Spike Control Assessment	MS/MSD 1	MS/MSD 2
Sample Collection Date:		
Sample I.D.		
Sample MS I.D.		
Sample MSD I.D.		
Spike I.D.:		
MS/MSD Decay Corrected Spike Concentration (pCi/mL):		
Spike Volume Used in MS (mL):		
Spike Volume Used in MSD (mL):		
MS Aliquot (L, g, F):		
MS Target Conc.(pCi/L, g, F):		
MSD Aliquot (L, g, F):		
MSD Target Conc. (pCi/L, g, F):		
MS Spike Uncertainty (calculated):		
MSD Spike Uncertainty (calculated):		
Sample Result:		
Sample Result 2 Sigma CSU (pCi/L, g, F):		
Sample Matrix Spike Result:		
Matrix Spike Result 2 Sigma CSU (pCi/L, g, F):		
Sample Matrix Spike Duplicate Result:		
Matrix Spike Duplicate Result 2 Sigma CSU (pCi/L, g, F):		
MS Numerical Performance Indicator:		
MSD Numerical Performance Indicator:		
MS Percent Recovery:		
MSD Percent Recovery:		
MS Status vs Numerical Indicator:		
MSD Status vs Numerical Indicator:		
MS Status vs Recovery:		
MSD Status vs Recovery:		
MS/MSD Upper % Recovery Limits:		
MS/MSD Lower % Recovery Limits:		

Duplicate Sample Assessment		
Sample I.D.:	LCS80991	Enter Duplicate sample IDs if other than LCS/LCSD in the space below.
Duplicate Sample I.D.	LCSD80991	
Sample Result (pCi/L, g, F):	3.985	
Sample Result 2 Sigma CSU (pCi/L, g, F):	0.906	
Sample Duplicate Result (pCi/L, g, F):	3.814	
Sample Duplicate Result 2 Sigma CSU (pCi/L, g, F):	0.875	
Are sample and/or duplicate results below RL?	NO	
Duplicate Numerical Performance Indicator:	0.266	
(Based on the LCS/LCSD Percent Recoveries) Duplicate RPD:	4.24%	
Duplicate Status vs Numerical Indicator:	Pass	
Duplicate Status vs RPD:	Pass	
% RPD Limit:	36%	

Matrix Spike/Matrix Spike Duplicate Sample Assessment		
Sample I.D.		
Sample MS I.D.		
Sample MSD I.D.		
Sample Matrix Spike Result:		
Matrix Spike Result 2 Sigma CSU (pCi/L, g, F):		
Sample Matrix Spike Duplicate Result:		
Matrix Spike Duplicate Result 2 Sigma CSU (pCi/L, g, F):		
Duplicate Numerical Performance Indicator:		
(Based on the Percent Recoveries) MS/ MSD Duplicate RPD:		
MS/ MSD Duplicate Status vs Numerical Indicator:		
MS/ MSD Duplicate Status vs RPD:		
% RPD Limit:		

Evaluation of duplicate precision is not applicable if either the sample or duplicate results are below the MDC.

Comments:

VAL 9/5/24

AW 9/5/24

Quality Control Sample Performance Assessment

Pace Analytical™ www.pacelabs.com

Analyst Must Manually Enter All Fields Highlighted in Yellow.

Test:	Ra-228
Analyst:	JJS1
Date:	9/3/2024
Worklist:	80992
Matrix:	WT

Method Blank Assessment	
MB Sample ID	3369428
MB concentration:	0.161
M/B 2 Sigma CSU:	0.318
MB MDC:	0.699
MB Numerical Performance Indicator:	0.99
MB Status vs Numerical Indicator:	Pass
MB Status vs. MDC:	Pass

Laboratory Control Sample Assessment	LCSD (Y or N)?	Y
	LCS80992	**LCSD80992**
Count Date:	9/11/2024	9/11/2024
Spike I.D.:	23-043	23-043
Decay Corrected Spike Concentration (pCi/mL):	35.330	35.330
Volume Used (mL):	0.10	0.10
Aliquot Volume (L, g, F):	0.819	0.820
Target Conc. (pCi/L, g, F):	4.316	4.310
Uncertainty (Calculated):	0.211	0.211
Result (pCi/L, g, F):	2.660	3.947
LCS/LCSD 2 Sigma CSU (pCi/L, g, F):	0.667	0.892
Numerical Performance Indicator:	-4.64	-0.78
Percent Recovery:	61.62%	91.57%
Status vs Numerical Indicator:	N/A	N/A
Status vs Recovery:	Pass	Pass
Upper % Recovery Limits:	135%	135%
Lower % Recovery Limits:	60%	60%

Sample Matrix Spike Control Assessment	MS/MSD 1	MS/MSD 2
Sample Collection Date:		
Sample I.D.		
Sample MS I.D.		
Sample MSD I.D.		
Spike I.D.:		
MS/MSD Decay Corrected Spike Concentration (pCi/mL):		
Spike Volume Used in MS (mL):		
Spike Volume Used in MSD (mL):		
MS Aliquot (L, g, F):		
MS Target Conc.(pCi/L, g, F):		
MSD Aliquot (L, g, F):		
MSD Target Conc. (pCi/L, g, F):		
MS Spike Uncertainty (calculated):		
MSD Spike Uncertainty (calculated):		
Sample Result:		
Sample Result 2 Sigma CSU (pCi/L, g, F):		
Sample Matrix Spike Result:		
Matrix Spike Result 2 Sigma CSU (pCi/L, g, F):		
Sample Matrix Spike Duplicate Result:		
Matrix Spike Duplicate Result 2 Sigma CSU (pCi/L, g, F):		
MS Numerical Performance Indicator:		
MSD Numerical Performance Indicator:		
MS Percent Recovery:		
MSD Percent Recovery:		
MS Status vs Numerical Indicator:		
MSD Status vs Numerical Indicator:		
MS Status vs Recovery:		
MSD Status vs Recovery:		
MS/MSD Upper % Recovery Limits:		
MS/MSD Lower % Recovery Limits:		

Duplicate Sample Assessment		
Sample I.D.:	LCS80992	Enter Duplicate sample IDs if other than LCS/LCSD in the space below.
Duplicate Sample I.D.	LCSD80992	
Sample Result (pCi/L, g, F):	2.660	
Sample Result 2 Sigma CSU (pCi/L, g, F):	0.667	
Sample Duplicate Result (pCi/L, g, F):	3.947	
Sample Duplicate Result 2 Sigma CSU (pCi/L, g, F):	0.892	
Are sample and/or duplicate results below RL?	NO	
Duplicate Numerical Performance Indicator:	-2.266	
(Based on the LCS/LCSD Percent Recoveries) Duplicate RPD:	39.10%	
Duplicate Status vs Numerical Indicator:	Warning	
Duplicate Status vs RPD:	Fail***	
% RPD Limit:	36%	

Matrix Spike/Matrix Spike Duplicate Sample Assessment		
Sample I.D.		
Sample MS I.D.		
Sample MSD I.D.		
Sample Matrix Spike Result:		
Matrix Spike Result 2 Sigma CSU (pCi/L, g, F):		
Sample Matrix Spike Duplicate Result:		
Matrix Spike Duplicate Result 2 Sigma CSU (pCi/L, g, F):		
Duplicate Numerical Performance Indicator:		
(Based on the Percent Recoveries) MS/ MSD Duplicate RPD:		
MS/ MSD Duplicate Status vs Numerical Indicator:		
MS/ MSD Duplicate Status vs RPD:		
% RPD Limit:		

Evaluation of duplicate precision is not applicable if either the sample or duplicate results are below the MDC.

Comments:

ZR 9·12·24

VAL 9/12/24

December 2024

Pace Analytical Services, LLC
9800 Kincey Ave. Suite 100
Huntersville, NC 28078
(704)875-9092

December 18, 2024

Kristen Jurinko
Southern Co.
241 Ralph McGill Blvd NE
Bin 10160
Atlanta, GA 30308

RE: Project: Bowen AP-1 (OTH)
Pace Project No.: 92767533

Dear Kristen Jurinko:

Enclosed are the analytical results for sample(s) received by the laboratory on December 05, 2024. The results relate only to the samples included in this report. Results reported herein conform to the applicable TNI/NELAC Standards and the laboratory's Quality Manual, where applicable, unless otherwise noted in the body of the report.

The test results provided in this final report were generated by each of the following laboratories within the Pace Network:

- Pace Analytical Services - Asheville
- Pace Analytical Services - Peachtree Corners, GA

If you have any questions concerning this report, please feel free to contact me.

Sincerely,

Bonnie Vang
bonnie.vang@pacelabs.com
704-977-0968
Project Manager

Enclosures

cc: Marty Crook, Geosyntec Consultants
Whitney Law, Geosyntec
Mintao Lu, Geosyntec
Laura Midkiff, Southern Co.
Caroline Nelson, Geosyntec

This report shall not be reproduced, except in full,
without the written consent of Pace Analytical Services, LLC.

Pace Analytical Services, LLC
9800 Kincey Ave. Suite 100
Huntersville, NC 28078
(704)875-9092

CERTIFICATIONS

Project: Bowen AP-1 (OTH)
Pace Project No.: 92767533

Pace Analytical Services Asheville
2225 Riverside Drive, Asheville, NC 28804
Florida/NELAP Certification #: E87648
North Carolina Drinking Water Certification #: 37712
North Carolina Wastewater Certification #: 40
South Carolina Laboratory ID: 99030
South Carolina Certification #: 99030001
Virginia/VELAP Certification #: 460222

Pace Analytical Services Peachtree Corners
110 Technology Pkwy, Peachtree Corners, GA 30092
Florida DOH Certification #: E87315
Georgia DW Inorganics Certification #: 812
North Carolina Certification #: 381
South Carolina Certification #: 98011001
Virginia Certification #: 460204

REPORT OF LABORATORY ANALYSIS

This report shall not be reproduced, except in full,
without the written consent of Pace Analytical Services, LLC.

Pace Analytical Services, LLC
9800 Kincey Ave. Suite 100
Huntersville, NC 28078
(704)875-9092

SAMPLE SUMMARY

Project: Bowen AP-1 (OTH)
Pace Project No.: 92767533

Lab ID	Sample ID	Matrix	Date Collected	Date Received
92767533001	**BOW-BGWC-53D**	Water	12/03/24 12:10	12/05/24 11:35
92767533002	**BOW-AP1-FD-13**	Water	12/03/24 00:00	12/05/24 11:35
92767533003	**BOW-AP1-FB-13**	Water	12/03/24 16:07	12/05/24 11:35
92767533004	**BOW-AP1-EB-13**	Water	12/03/24 16:15	12/05/24 11:35

This report shall not be reproduced, except in full,
without the written consent of Pace Analytical Services, LLC.

Pace Analytical Services, LLC
9800 Kincey Ave. Suite 100
Huntersville, NC 28078
(704)875-9092

SAMPLE ANALYTE COUNT

Project: Bowen AP-1 (OTH)
Pace Project No.: 92767533

Lab ID	Sample ID	Method	Analysts	Analytes Reported
92767533001	**BOW-BGWC-53D**	EPA 6010D	MJS2	6
		EPA 6020B	CW1	13
		EPA 7470A	VB	1
		SM 2540C-2015	DL1	1
		SM 2320B-2011	SMS	3
		SM 4500-S2D-2011	JP1	1
		EPA 300.0 Rev 2.1 1993	CDC	3
92767533002	**BOW-AP1-FD-13**	EPA 6010D	MJS2	6
		EPA 6020B	CW1	13
		EPA 7470A	VB	1
		SM 2540C-2015	DL1	1
		SM 2320B-2011	SMS	3
		SM 4500-S2D-2011	JP1	1
		EPA 300.0 Rev 2.1 1993	CDC	3
92767533003	**BOW-AP1-FB-13**	EPA 6010D	MJS2	6
		EPA 6020B	CW1	13
		EPA 7470A	VB	1
		SM 2540C-2015	DL1	1
		SM 2320B-2011	SMS	3
		SM 4500-S2D-2011	JP1	1
		EPA 300.0 Rev 2.1 1993	CDC	3
92767533004	**BOW-AP1-EB-13**	EPA 6010D	MJS2	6
		EPA 6020B	CW1	13
		EPA 7470A	VB	1
		SM 2540C-2015	DL1	1
		SM 2320B-2011	SMS	3
		SM 4500-S2D-2011	JP1	1
		EPA 300.0 Rev 2.1 1993	CDC	3

PASI-A = Pace Analytical Services - Asheville
PASI-GA = Pace Analytical Services - Peachtree Corners, GA

REPORT OF LABORATORY ANALYSIS

This report shall not be reproduced, except in full,
without the written consent of Pace Analytical Services, LLC.

Pace Analytical Services, LLC
9800 Kincey Ave. Suite 100
Huntersville, NC 28078
(704)875-9092

SUMMARY OF DETECTION

Project: Bowen AP-1 (OTH)
Pace Project No.: 92767533

Lab Sample ID / Method	Client Sample ID / Parameters	Result	Units	Report Limit	Analyzed	Qualifiers
92767533001	**BOW-BGWC-53D**					
EPA 6010D	Calcium	228	mg/L	1.0	12/06/24 18:13	M1
EPA 6010D	Iron	0.36	mg/L	0.040	12/06/24 18:13	
EPA 6010D	Magnesium	49.3	mg/L	0.050	12/06/24 18:13	M1
EPA 6010D	Manganese	0.32	mg/L	0.040	12/06/24 18:13	
EPA 6010D	Potassium	6.0	mg/L	0.50	12/06/24 18:13	
EPA 6010D	Sodium	64.2	mg/L	1.0	12/06/24 18:13	M1
EPA 6020B	Arsenic	0.0071	mg/L	0.0050	12/07/24 14:02	
EPA 6020B	Barium	0.069	mg/L	0.0050	12/06/24 17:45	
EPA 6020B	Boron	3.7	mg/L	0.040	12/06/24 17:45	
EPA 6020B	Cobalt	0.00070J	mg/L	0.0050	12/06/24 17:45	
EPA 6020B	Lithium	0.0018J	mg/L	0.030	12/06/24 17:45	
EPA 6020B	Molybdenum	0.0017J	mg/L	0.010	12/06/24 17:45	
SM 2540C-2015	Total Dissolved Solids	1150	mg/L	50.0	12/06/24 12:03	
SM 2320B-2011	Alkalinity,Bicarbonate (CaCO3)	127	mg/L	5.0	12/06/24 20:59	
SM 2320B-2011	Alkalinity, Total as CaCO3	127	mg/L	5.0	12/06/24 20:59	M1
EPA 300.0 Rev 2.1 1993	Chloride	43.8	mg/L	1.0	12/06/24 02:58	
EPA 300.0 Rev 2.1 1993	Fluoride	0.057J	mg/L	0.10	12/06/24 02:58	
EPA 300.0 Rev 2.1 1993	Sulfate	573	mg/L	12.0	12/06/24 13:52	M1
92767533002	**BOW-AP1-FD-13**					
EPA 6010D	Iron	0.33	mg/L	0.040	12/06/24 18:33	
EPA 6010D	Manganese	0.32	mg/L	0.040	12/06/24 18:33	
EPA 6010D	Potassium	6.0	mg/L	0.50	12/06/24 18:33	
EPA 6010D	Sodium	62.6	mg/L	1.0	12/06/24 18:33	
EPA 6010D	Calcium	231	mg/L	1.0	12/06/24 18:33	
EPA 6010D	Magnesium	48.8	mg/L	0.050	12/06/24 18:33	
EPA 6020B	Arsenic	0.0082	mg/L	0.0050	12/07/24 14:06	
EPA 6020B	Barium	0.070	mg/L	0.0050	12/06/24 17:49	
EPA 6020B	Boron	3.8	mg/L	0.040	12/06/24 17:49	
EPA 6020B	Cobalt	0.00072J	mg/L	0.0050	12/06/24 17:49	
EPA 6020B	Lithium	0.0019J	mg/L	0.030	12/06/24 17:49	
EPA 6020B	Molybdenum	0.0017J	mg/L	0.010	12/06/24 17:49	
EPA 6020B	Selenium	0.0013J	mg/L	0.0050	12/06/24 17:49	
SM 2540C-2015	Total Dissolved Solids	1150	mg/L	50.0	12/06/24 12:04	
SM 2320B-2011	Alkalinity,Bicarbonate (CaCO3)	127	mg/L	5.0	12/06/24 21:29	
SM 2320B-2011	Alkalinity, Total as CaCO3	127	mg/L	5.0	12/06/24 21:29	M1
EPA 300.0 Rev 2.1 1993	Chloride	44.1	mg/L	1.0	12/06/24 03:42	
EPA 300.0 Rev 2.1 1993	Fluoride	0.060J	mg/L	0.10	12/06/24 03:42	
EPA 300.0 Rev 2.1 1993	Sulfate	577	mg/L	13.0	12/06/24 15:05	
92767533003	**BOW-AP1-FB-13**					
EPA 6020B	Arsenic	0.0050J	mg/L	0.0050	12/06/24 18:08	B
EPA 6020B	Boron	0.050	mg/L	0.040	12/06/24 18:08	
SM 2540C-2015	Total Dissolved Solids	66.0	mg/L	50.0	12/06/24 12:04	
92767533004	**BOW-AP1-EB-13**					
EPA 6020B	Arsenic	0.0043J	mg/L	0.0050	12/06/24 18:11	B
EPA 6020B	Boron	0.025J	mg/L	0.040	12/06/24 18:11	

REPORT OF LABORATORY ANALYSIS

This report shall not be reproduced, except in full,
without the written consent of Pace Analytical Services, LLC.

Pace Analytical Services, LLC
9800 Kincey Ave. Suite 100
Huntersville, NC 28078
(704)875-9092

ANALYTICAL RESULTS

Project: Bowen AP-1 (OTH)
Pace Project No.: 92767533

Sample: BOW-BGWC-53D **Lab ID: 92767533001** Collected: 12/03/24 12:10 Received: 12/05/24 11:35 Matrix: Water

Parameters	Results	Units	Report Limit	MDL	DF	Prepared	Analyzed	CAS No.	Qual
6010D ATL ICP	Analytical Method: EPA 6010D Preparation Method: EPA 3010A Pace Analytical Services - Peachtree Corners, GA								
Calcium	**228**	mg/L	1.0	0.12	1	12/06/24 12:56	12/06/24 18:13	7440-70-2	M1
Iron	**0.36**	mg/L	0.040	0.025	1	12/06/24 12:56	12/06/24 18:13	7439-89-6	
Magnesium	**49.3**	mg/L	0.050	0.012	1	12/06/24 12:56	12/06/24 18:13	7439-95-4	M1
Manganese	**0.32**	mg/L	0.040	0.011	1	12/06/24 12:56	12/06/24 18:13	7439-96-5	
Potassium	**6.0**	mg/L	0.50	0.15	1	12/06/24 12:56	12/06/24 18:13	7440-09-7	
Sodium	**64.2**	mg/L	1.0	0.58	1	12/06/24 12:56	12/06/24 18:13	7440-23-5	M1
6020 MET ICPMS	Analytical Method: EPA 6020B Preparation Method: EPA 3005A Pace Analytical Services - Peachtree Corners, GA								
Antimony	ND	mg/L	0.0030	0.00054	1	12/06/24 12:18	12/06/24 17:45	7440-36-0	
Arsenic	**0.0071**	mg/L	0.0050	0.00084	1	12/06/24 12:18	12/07/24 14:02	7440-38-2	
Barium	**0.069**	mg/L	0.0050	0.00047	1	12/06/24 12:18	12/06/24 17:45	7440-39-3	
Beryllium	ND	mg/L	0.00050	0.000094	1	12/06/24 12:18	12/06/24 17:45	7440-41-7	
Boron	**3.7**	mg/L	0.040	0.012	1	12/06/24 12:18	12/06/24 17:45	7440-42-8	
Cadmium	ND	mg/L	0.00050	0.00010	1	12/06/24 12:18	12/06/24 17:45	7440-43-9	
Chromium	ND	mg/L	0.0050	0.0019	1	12/06/24 12:18	12/06/24 17:45	7440-47-3	
Cobalt	**0.00070J**	mg/L	0.0050	0.00032	1	12/06/24 12:18	12/06/24 17:45	7440-48-4	
Lead	ND	mg/L	0.0010	0.00016	1	12/06/24 12:18	12/06/24 17:45	7439-92-1	
Lithium	**0.0018J**	mg/L	0.030	0.0016	1	12/06/24 12:18	12/06/24 17:45	7439-93-2	
Molybdenum	**0.0017J**	mg/L	0.010	0.00062	1	12/06/24 12:18	12/06/24 17:45	7439-98-7	
Selenium	ND	mg/L	0.0050	0.00096	1	12/06/24 12:18	12/06/24 17:45	7782-49-2	
Thallium	ND	mg/L	0.0010	0.00038	1	12/06/24 12:18	12/06/24 17:45	7440-28-0	
7470 Mercury	Analytical Method: EPA 7470A Preparation Method: EPA 7470A Pace Analytical Services - Peachtree Corners, GA								
Mercury	ND	mg/L	0.00020	0.00013	1	12/09/24 09:00	12/09/24 12:35	7439-97-6	
2540C Total Dissolved Solids	Analytical Method: SM 2540C-2015 Pace Analytical Services - Peachtree Corners, GA								
Total Dissolved Solids	**1150**	mg/L	50.0	50.0	1		12/06/24 12:03		
2320B Alkalinity	Analytical Method: SM 2320B-2011 Pace Analytical Services - Asheville								
Alkalinity,Bicarbonate (CaCO3)	**127**	mg/L	5.0	5.0	1		12/06/24 20:59		
Alkalinity,Carbonate (CaCO3)	ND	mg/L	5.0	5.0	1		12/06/24 20:59		
Alkalinity, Total as CaCO3	**127**	mg/L	5.0	5.0	1		12/06/24 20:59		M1
4500S2D Sulfide Water	Analytical Method: SM 4500-S2D-2011 Pace Analytical Services - Asheville								
Sulfide	ND	mg/L	0.10	0.022	1		12/07/24 03:47	18496-25-8	
300.0 IC Anions 28 Days	Analytical Method: EPA 300.0 Rev 2.1 1993 Pace Analytical Services - Asheville								
Chloride	**43.8**	mg/L	1.0	0.60	1		12/06/24 02:58	16887-00-6	

REPORT OF LABORATORY ANALYSIS

This report shall not be reproduced, except in full,
without the written consent of Pace Analytical Services, LLC.

Pace Analytical Services, LLC
9800 Kincey Ave. Suite 100
Huntersville, NC 28078
(704)875-9092

ANALYTICAL RESULTS

Project: Bowen AP-1 (OTH)
Pace Project No.: 92767533

Sample: BOW-BGWC-53D **Lab ID: 92767533001** Collected: 12/03/24 12:10 Received: 12/05/24 11:35 Matrix: Water

Parameters	Results	Units	Report Limit	MDL	DF	Prepared	Analyzed	CAS No.	Qual
300.0 IC Anions 28 Days	Analytical Method: EPA 300.0 Rev 2.1 1993 Pace Analytical Services - Asheville								
Fluoride	**0.057J**	mg/L	0.10	0.050	1		12/06/24 02:58	16984-48-8	
Sulfate	**573**	mg/L	12.0	6.0	12		12/06/24 13:52	14808-79-8	M1

REPORT OF LABORATORY ANALYSIS

This report shall not be reproduced, except in full,
without the written consent of Pace Analytical Services, LLC.

Pace Analytical Services, LLC
9800 Kincey Ave. Suite 100
Huntersville, NC 28078
(704)875-9092

ANALYTICAL RESULTS

Project: Bowen AP-1 (OTH)
Pace Project No.: 92767533

Sample: BOW-AP1-FD-13 **Lab ID: 92767533002** Collected: 12/03/24 00:00 Received: 12/05/24 11:35 Matrix: Water

Parameters	Results	Units	Report Limit	MDL	DF	Prepared	Analyzed	CAS No.	Qual
6010D ATL ICP	Analytical Method: EPA 6010D Preparation Method: EPA 3010A Pace Analytical Services - Peachtree Corners, GA								
Iron	**0.33**	mg/L	0.040	0.025	1	12/06/24 12:56	12/06/24 18:33	7439-89-6	
Manganese	**0.32**	mg/L	0.040	0.011	1	12/06/24 12:56	12/06/24 18:33	7439-96-5	
Potassium	**6.0**	mg/L	0.50	0.15	1	12/06/24 12:56	12/06/24 18:33	7440-09-7	
Sodium	**62.6**	mg/L	1.0	0.58	1	12/06/24 12:56	12/06/24 18:33	7440-23-5	
Calcium	**231**	mg/L	1.0	0.12	1	12/06/24 12:56	12/06/24 18:33	7440-70-2	
Magnesium	**48.8**	mg/L	0.050	0.012	1	12/06/24 12:56	12/06/24 18:33	7439-95-4	
6020 MET ICPMS	Analytical Method: EPA 6020B Preparation Method: EPA 3005A Pace Analytical Services - Peachtree Corners, GA								
Antimony	ND	mg/L	0.0030	0.00054	1	12/06/24 12:18	12/06/24 17:49	7440-36-0	
Arsenic	**0.0082**	mg/L	0.0050	0.00084	1	12/06/24 12:18	12/07/24 14:06	7440-38-2	
Barium	**0.070**	mg/L	0.0050	0.00047	1	12/06/24 12:18	12/06/24 17:49	7440-39-3	
Beryllium	ND	mg/L	0.00050	0.000094	1	12/06/24 12:18	12/06/24 17:49	7440-41-7	
Boron	**3.8**	mg/L	0.040	0.012	1	12/06/24 12:18	12/06/24 17:49	7440-42-8	
Cadmium	ND	mg/L	0.00050	0.00010	1	12/06/24 12:18	12/06/24 17:49	7440-43-9	
Chromium	ND	mg/L	0.0050	0.0019	1	12/06/24 12:18	12/06/24 17:49	7440-47-3	
Cobalt	**0.00072J**	mg/L	0.0050	0.00032	1	12/06/24 12:18	12/06/24 17:49	7440-48-4	
Lead	ND	mg/L	0.0010	0.00016	1	12/06/24 12:18	12/06/24 17:49	7439-92-1	
Lithium	**0.0019J**	mg/L	0.030	0.0016	1	12/06/24 12:18	12/06/24 17:49	7439-93-2	
Molybdenum	**0.0017J**	mg/L	0.010	0.00062	1	12/06/24 12:18	12/06/24 17:49	7439-98-7	
Selenium	**0.0013J**	mg/L	0.0050	0.00096	1	12/06/24 12:18	12/06/24 17:49	7782-49-2	
Thallium	ND	mg/L	0.0010	0.00038	1	12/06/24 12:18	12/06/24 17:49	7440-28-0	
7470 Mercury	Analytical Method: EPA 7470A Preparation Method: EPA 7470A Pace Analytical Services - Peachtree Corners, GA								
Mercury	ND	mg/L	0.00020	0.00013	1	12/09/24 09:00	12/09/24 12:37	7439-97-6	
2540C Total Dissolved Solids	Analytical Method: SM 2540C-2015 Pace Analytical Services - Peachtree Corners, GA								
Total Dissolved Solids	**1150**	mg/L	50.0	50.0	1		12/06/24 12:04		
2320B Alkalinity	Analytical Method: SM 2320B-2011 Pace Analytical Services - Asheville								
Alkalinity,Bicarbonate (CaCO3)	**127**	mg/L	5.0	5.0	1		12/06/24 21:29		
Alkalinity,Carbonate (CaCO3)	ND	mg/L	5.0	5.0	1		12/06/24 21:29		
Alkalinity, Total as CaCO3	**127**	mg/L	5.0	5.0	1		12/06/24 21:29		M1
4500S2D Sulfide Water	Analytical Method: SM 4500-S2D-2011 Pace Analytical Services - Asheville								
Sulfide	ND	mg/L	0.10	0.022	1		12/07/24 03:48	18496-25-8	
300.0 IC Anions 28 Days	Analytical Method: EPA 300.0 Rev 2.1 1993 Pace Analytical Services - Asheville								
Chloride	**44.1**	mg/L	1.0	0.60	1		12/06/24 03:42	16887-00-6	

REPORT OF LABORATORY ANALYSIS

This report shall not be reproduced, except in full,
without the written consent of Pace Analytical Services, LLC.

Pace Analytical Services, LLC
9800 Kincey Ave. Suite 100
Huntersville, NC 28078
(704)875-9092

ANALYTICAL RESULTS

Project: Bowen AP-1 (OTH)
Pace Project No.: 92767533

Sample: BOW-AP1-FD-13 **Lab ID: 92767533002** Collected: 12/03/24 00:00 Received: 12/05/24 11:35 Matrix: Water

Parameters	Results	Units	Report Limit	MDL	DF	Prepared	Analyzed	CAS No.	Qual
300.0 IC Anions 28 Days	Analytical Method: EPA 300.0 Rev 2.1 1993 Pace Analytical Services - Asheville								
Fluoride	**0.060J**	mg/L	0.10	0.050	1		12/06/24 03:42	16984-48-8	
Sulfate	**577**	mg/L	13.0	6.5	13		12/06/24 15:05	14808-79-8	

REPORT OF LABORATORY ANALYSIS

This report shall not be reproduced, except in full,
without the written consent of Pace Analytical Services, LLC.

Pace Analytical Services, LLC
9800 Kincey Ave. Suite 100
Huntersville, NC 28078
(704)875-9092

ANALYTICAL RESULTS

Project: Bowen AP-1 (OTH)
Pace Project No.: 92767533

Sample: BOW-AP1-FB-13 **Lab ID: 92767533003** Collected: 12/03/24 16:07 Received: 12/05/24 11:35 Matrix: Water

Parameters	Results	Units	Report Limit	MDL	DF	Prepared	Analyzed	CAS No.	Qual
6010D ATL ICP	Analytical Method: EPA 6010D Preparation Method: EPA 3010A Pace Analytical Services - Peachtree Corners, GA								
Iron	ND	mg/L	0.040	0.025	1	12/06/24 12:56	12/06/24 18:42	7439-89-6	
Manganese	ND	mg/L	0.040	0.011	1	12/06/24 12:56	12/06/24 18:42	7439-96-5	
Potassium	ND	mg/L	0.50	0.15	1	12/06/24 12:56	12/06/24 18:42	7440-09-7	
Sodium	ND	mg/L	1.0	0.58	1	12/06/24 12:56	12/06/24 18:42	7440-23-5	
Calcium	ND	mg/L	1.0	0.12	1	12/06/24 12:56	12/06/24 18:42	7440-70-2	
Magnesium	ND	mg/L	0.050	0.012	1	12/06/24 12:56	12/06/24 18:42	7439-95-4	
6020 MET ICPMS	Analytical Method: EPA 6020B Preparation Method: EPA 3005A Pace Analytical Services - Peachtree Corners, GA								
Antimony	ND	mg/L	0.0030	0.00054	1	12/06/24 12:18	12/06/24 18:08	7440-36-0	
Arsenic	**0.0050J**	mg/L	0.0050	0.00084	1	12/06/24 12:18	12/06/24 18:08	7440-38-2	B
Barium	ND	mg/L	0.0050	0.00047	1	12/06/24 12:18	12/06/24 18:08	7440-39-3	
Beryllium	ND	mg/L	0.00050	0.000094	1	12/06/24 12:18	12/06/24 18:08	7440-41-7	
Boron	**0.050**	mg/L	0.040	0.012	1	12/06/24 12:18	12/06/24 18:08	7440-42-8	
Cadmium	ND	mg/L	0.00050	0.00010	1	12/06/24 12:18	12/06/24 18:08	7440-43-9	
Chromium	ND	mg/L	0.0050	0.0019	1	12/06/24 12:18	12/06/24 18:08	7440-47-3	
Cobalt	ND	mg/L	0.0050	0.00032	1	12/06/24 12:18	12/06/24 18:08	7440-48-4	
Lead	ND	mg/L	0.0010	0.00016	1	12/06/24 12:18	12/06/24 18:08	7439-92-1	
Lithium	ND	mg/L	0.030	0.0016	1	12/06/24 12:18	12/06/24 18:08	7439-93-2	
Molybdenum	ND	mg/L	0.010	0.00062	1	12/06/24 12:18	12/06/24 18:08	7439-98-7	
Selenium	ND	mg/L	0.0050	0.00096	1	12/06/24 12:18	12/06/24 18:08	7782-49-2	
Thallium	ND	mg/L	0.0010	0.00038	1	12/06/24 12:18	12/06/24 18:08	7440-28-0	
7470 Mercury	Analytical Method: EPA 7470A Preparation Method: EPA 7470A Pace Analytical Services - Peachtree Corners, GA								
Mercury	ND	mg/L	0.00020	0.00013	1	12/09/24 09:00	12/09/24 12:40	7439-97-6	
2540C Total Dissolved Solids	Analytical Method: SM 2540C-2015 Pace Analytical Services - Peachtree Corners, GA								
Total Dissolved Solids	**66.0**	mg/L	50.0	50.0	1		12/06/24 12:04		
2320B Alkalinity	Analytical Method: SM 2320B-2011 Pace Analytical Services - Asheville								
Alkalinity,Bicarbonate (CaCO3)	ND	mg/L	5.0	5.0	1		12/06/24 21:54		
Alkalinity,Carbonate (CaCO3)	ND	mg/L	5.0	5.0	1		12/06/24 21:54		
Alkalinity, Total as CaCO3	ND	mg/L	5.0	5.0	1		12/06/24 21:54		
4500S2D Sulfide Water	Analytical Method: SM 4500-S2D-2011 Pace Analytical Services - Asheville								
Sulfide	ND	mg/L	0.10	0.022	1		12/07/24 03:49	18496-25-8	
300.0 IC Anions 28 Days	Analytical Method: EPA 300.0 Rev 2.1 1993 Pace Analytical Services - Asheville								
Chloride	ND	mg/L	1.0	0.60	1		12/06/24 00:19	16887-00-6	

REPORT OF LABORATORY ANALYSIS

This report shall not be reproduced, except in full,
without the written consent of Pace Analytical Services, LLC.

Pace Analytical Services, LLC
9800 Kincey Ave. Suite 100
Huntersville, NC 28078
(704)875-9092

ANALYTICAL RESULTS

Project: Bowen AP-1 (OTH)
Pace Project No.: 92767533

Sample: BOW-AP1-FB-13 **Lab ID: 92767533003** Collected: 12/03/24 16:07 Received: 12/05/24 11:35 Matrix: Water

Parameters	Results	Units	Report Limit	MDL	DF	Prepared	Analyzed	CAS No.	Qual
300.0 IC Anions 28 Days	Analytical Method: EPA 300.0 Rev 2.1 1993 Pace Analytical Services - Asheville								
Fluoride	ND	mg/L	0.10	0.050	1		12/06/24 00:19	16984-48-8	
Sulfate	ND	mg/L	1.0	0.50	1		12/06/24 00:19	14808-79-8	

REPORT OF LABORATORY ANALYSIS

This report shall not be reproduced, except in full,
without the written consent of Pace Analytical Services, LLC.

Pace Analytical Services, LLC
9800 Kincey Ave. Suite 100
Huntersville, NC 28078
(704)875-9092

ANALYTICAL RESULTS

Project: Bowen AP-1 (OTH)
Pace Project No.: 92767533

Sample: BOW-AP1-EB-13 **Lab ID: 92767533004** Collected: 12/03/24 16:15 Received: 12/05/24 11:35 Matrix: Water

Parameters	Results	Units	Report Limit	MDL	DF	Prepared	Analyzed	CAS No.	Qual
6010D ATL ICP	Analytical Method: EPA 6010D Preparation Method: EPA 3010A Pace Analytical Services - Peachtree Corners, GA								
Iron	ND	mg/L	0.040	0.025	1	12/06/24 12:56	12/06/24 18:47	7439-89-6	
Manganese	ND	mg/L	0.040	0.011	1	12/06/24 12:56	12/06/24 18:47	7439-96-5	
Potassium	ND	mg/L	0.50	0.15	1	12/06/24 12:56	12/06/24 18:47	7440-09-7	
Sodium	ND	mg/L	1.0	0.58	1	12/06/24 12:56	12/06/24 18:47	7440-23-5	
Calcium	ND	mg/L	1.0	0.12	1	12/06/24 12:56	12/06/24 18:47	7440-70-2	
Magnesium	ND	mg/L	0.050	0.012	1	12/06/24 12:56	12/06/24 18:47	7439-95-4	
6020 MET ICPMS	Analytical Method: EPA 6020B Preparation Method: EPA 3005A Pace Analytical Services - Peachtree Corners, GA								
Antimony	ND	mg/L	0.0030	0.00054	1	12/06/24 12:18	12/06/24 18:11	7440-36-0	
Arsenic	**0.0043J**	mg/L	0.0050	0.00084	1	12/06/24 12:18	12/06/24 18:11	7440-38-2	B
Barium	ND	mg/L	0.0050	0.00047	1	12/06/24 12:18	12/06/24 18:11	7440-39-3	
Beryllium	ND	mg/L	0.00050	0.000094	1	12/06/24 12:18	12/06/24 18:11	7440-41-7	
Boron	**0.025J**	mg/L	0.040	0.012	1	12/06/24 12:18	12/06/24 18:11	7440-42-8	
Cadmium	ND	mg/L	0.00050	0.00010	1	12/06/24 12:18	12/06/24 18:11	7440-43-9	
Chromium	ND	mg/L	0.0050	0.0019	1	12/06/24 12:18	12/06/24 18:11	7440-47-3	
Cobalt	ND	mg/L	0.0050	0.00032	1	12/06/24 12:18	12/06/24 18:11	7440-48-4	
Lead	ND	mg/L	0.0010	0.00016	1	12/06/24 12:18	12/06/24 18:11	7439-92-1	
Lithium	ND	mg/L	0.030	0.0016	1	12/06/24 12:18	12/06/24 18:11	7439-93-2	
Molybdenum	ND	mg/L	0.010	0.00062	1	12/06/24 12:18	12/06/24 18:11	7439-98-7	
Selenium	ND	mg/L	0.0050	0.00096	1	12/06/24 12:18	12/06/24 18:11	7782-49-2	
Thallium	ND	mg/L	0.0010	0.00038	1	12/06/24 12:18	12/06/24 18:11	7440-28-0	
7470 Mercury	Analytical Method: EPA 7470A Preparation Method: EPA 7470A Pace Analytical Services - Peachtree Corners, GA								
Mercury	ND	mg/L	0.00020	0.00013	1	12/09/24 09:00	12/09/24 12:43	7439-97-6	
2540C Total Dissolved Solids	Analytical Method: SM 2540C-2015 Pace Analytical Services - Peachtree Corners, GA								
Total Dissolved Solids	ND	mg/L	25.0	25.0	1		12/06/24 12:04		
2320B Alkalinity	Analytical Method: SM 2320B-2011 Pace Analytical Services - Asheville								
Alkalinity,Bicarbonate (CaCO3)	ND	mg/L	5.0	5.0	1		12/06/24 22:07		
Alkalinity,Carbonate (CaCO3)	ND	mg/L	5.0	5.0	1		12/06/24 22:07		
Alkalinity, Total as CaCO3	ND	mg/L	5.0	5.0	1		12/06/24 22:07		
4500S2D Sulfide Water	Analytical Method: SM 4500-S2D-2011 Pace Analytical Services - Asheville								
Sulfide	ND	mg/L	0.10	0.022	1		12/07/24 03:49	18496-25-8	
300.0 IC Anions 28 Days	Analytical Method: EPA 300.0 Rev 2.1 1993 Pace Analytical Services - Asheville								
Chloride	ND	mg/L	1.0	0.60	1		12/06/24 00:34	16887-00-6	

REPORT OF LABORATORY ANALYSIS

This report shall not be reproduced, except in full,
without the written consent of Pace Analytical Services, LLC.

Pace Analytical Services, LLC
9800 Kincey Ave. Suite 100
Huntersville, NC 28078
(704)875-9092

ANALYTICAL RESULTS

Project: Bowen AP-1 (OTH)
Pace Project No.: 92767533

Sample: BOW-AP1-EB-13 **Lab ID: 92767533004** Collected: 12/03/24 16:15 Received: 12/05/24 11:35 Matrix: Water

Parameters	Results	Units	Report Limit	MDL	DF	Prepared	Analyzed	CAS No.	Qual
300.0 IC Anions 28 Days	Analytical Method: EPA 300.0 Rev 2.1 1993 Pace Analytical Services - Asheville								
Fluoride	ND	mg/L	0.10	0.050	1		12/06/24 00:34	16984-48-8	
Sulfate	ND	mg/L	1.0	0.50	1		12/06/24 00:34	14808-79-8	

REPORT OF LABORATORY ANALYSIS

This report shall not be reproduced, except in full,
without the written consent of Pace Analytical Services, LLC.

Pace Analytical Services, LLC
9800 Kincey Ave. Suite 100
Huntersville, NC 28078
(704)875-9092

QUALITY CONTROL DATA

Project: Bowen AP-1 (OTH)
Pace Project No.: 92767533

QC Batch: 900817
QC Batch Method: EPA 3010A
Analysis Method: EPA 6010D
Analysis Description: 6010D ATL
Laboratory: Pace Analytical Services - Peachtree Corners, GA
Associated Lab Samples: 92767533001, 92767533002, 92767533003, 92767533004

METHOD BLANK: 4636742 Matrix: Water
Associated Lab Samples: 92767533001, 92767533002, 92767533003, 92767533004

Parameter	Units	Blank Result	Reporting Limit	MDL	Analyzed	Qualifiers
Calcium	mg/L	ND	1.0	0.12	12/06/24 18:03	
Iron	mg/L	ND	0.040	0.025	12/06/24 18:03	
Magnesium	mg/L	ND	0.050	0.012	12/06/24 18:03	
Manganese	mg/L	ND	0.040	0.011	12/06/24 18:03	
Potassium	mg/L	ND	0.50	0.15	12/06/24 18:03	
Sodium	mg/L	ND	1.0	0.58	12/06/24 18:03	

LABORATORY CONTROL SAMPLE: 4636743

Parameter	Units	Spike Conc.	LCS Result	LCS % Rec	% Rec Limits	Qualifiers
Calcium	mg/L	1	1.0	103	80-120	
Iron	mg/L	1	1.0	102	80-120	
Magnesium	mg/L	1	1.0	102	80-120	
Manganese	mg/L	1	0.99	99	80-120	
Potassium	mg/L	1	1.0	102	80-120	
Sodium	mg/L	1	1.0	102	80-120	

MATRIX SPIKE & MATRIX SPIKE DUPLICATE: 4636744 4636745

Parameter	Units	92767533001 Result	MS Spike Conc.	MSD Spike Conc.	MS Result	MSD Result	MS % Rec	MSD % Rec	% Rec Limits	RPD	Max RPD	Qual
Calcium	mg/L	228	1	1	227	235	-186	664	75-125	4	20	M1
Iron	mg/L	0.36	1	1	1.3	1.4	97	100	75-125	2	20	
Magnesium	mg/L	49.3	1	1	49.6	50.7	34	143	75-125	2	20	M1
Manganese	mg/L	0.32	1	1	1.3	1.3	99	103	75-125	3	20	
Potassium	mg/L	6.0	1	1	7.0	7.1	98	109	75-125	2	20	
Sodium	mg/L	64.2	1	1	64.2	64.9	-1	65	75-125	1	20	M1

Results presented on this page are in the units indicated by the "Units" column except where an alternate unit is presented to the right of the result.

REPORT OF LABORATORY ANALYSIS

This report shall not be reproduced, except in full,
without the written consent of Pace Analytical Services, LLC.

Pace Analytical Services, LLC
9800 Kincey Ave. Suite 100
Huntersville, NC 28078
(704)875-9092

QUALITY CONTROL DATA

Project: Bowen AP-1 (OTH)
Pace Project No.: 92767533

QC Batch: 900816
QC Batch Method: EPA 3005A
Analysis Method: EPA 6020B
Analysis Description: 6020 MET
Laboratory: Pace Analytical Services - Peachtree Corners, GA
Associated Lab Samples: 92767533001, 92767533002, 92767533003, 92767533004

METHOD BLANK: 4636729 Matrix: Water
Associated Lab Samples: 92767533001, 92767533002, 92767533003, 92767533004

Parameter	Units	Blank Result	Reporting Limit	MDL	Analyzed	Qualifiers
Antimony	mg/L	ND	0.0030	0.00054	12/06/24 17:38	
Arsenic	mg/L	0.0012J	0.0050	0.00084	12/06/24 17:38	
Barium	mg/L	ND	0.0050	0.00047	12/06/24 17:38	
Beryllium	mg/L	ND	0.00050	0.000094	12/06/24 17:38	
Boron	mg/L	ND	0.040	0.012	12/06/24 17:38	
Cadmium	mg/L	ND	0.00050	0.00010	12/06/24 17:38	
Chromium	mg/L	ND	0.0050	0.0019	12/06/24 17:38	
Cobalt	mg/L	ND	0.0050	0.00032	12/06/24 17:38	
Lead	mg/L	ND	0.0010	0.00016	12/06/24 17:38	
Lithium	mg/L	ND	0.030	0.0016	12/06/24 17:38	
Molybdenum	mg/L	ND	0.010	0.00062	12/06/24 17:38	
Selenium	mg/L	ND	0.0050	0.00096	12/06/24 17:38	
Thallium	mg/L	ND	0.0010	0.00038	12/06/24 17:38	

LABORATORY CONTROL SAMPLE: 4636730

Parameter	Units	Spike Conc.	LCS Result	LCS % Rec	% Rec Limits	Qualifiers
Antimony	mg/L	0.1	0.097	97	80-120	
Arsenic	mg/L	0.1	0.096	96	80-120	
Barium	mg/L	0.1	0.096	96	80-120	
Beryllium	mg/L	0.1	0.096	96	80-120	
Boron	mg/L	1	1.0	101	80-120	
Cadmium	mg/L	0.1	0.097	97	80-120	
Chromium	mg/L	0.1	0.098	98	80-120	
Cobalt	mg/L	0.1	0.098	98	80-120	
Lead	mg/L	0.1	0.099	99	80-120	
Lithium	mg/L	0.1	0.098	98	80-120	
Molybdenum	mg/L	0.1	0.097	97	80-120	
Selenium	mg/L	0.1	0.099	99	80-120	
Thallium	mg/L	0.1	0.099	99	80-120	

MATRIX SPIKE & MATRIX SPIKE DUPLICATE: 4636731 4636732

Parameter	Units	92767533002 Result	MS Spike Conc.	MSD Spike Conc.	MS Result	MSD Result	MS % Rec	MSD % Rec	% Rec Limits	RPD	Max RPD	Qual
Antimony	mg/L	ND	0.1	0.1	0.098	0.098	98	98	75-125	0	20	
Arsenic	mg/L	0.0082	0.1	0.1	0.11	0.11	101	101	75-125	0	20	

Results presented on this page are in the units indicated by the "Units" column except where an alternate unit is presented to the right of the result.

REPORT OF LABORATORY ANALYSIS

This report shall not be reproduced, except in full,
without the written consent of Pace Analytical Services, LLC.

Pace Analytical Services, LLC
9800 Kincey Ave. Suite 100
Huntersville, NC 28078
(704)875-9092

QUALITY CONTROL DATA

Project: Bowen AP-1 (OTH)
Pace Project No.: 92767533

MATRIX SPIKE & MATRIX SPIKE DUPLICATE: 4636731 4636732

Parameter	Units	92767533002 Result	MS Spike Conc.	MSD Spike Conc.	MS Result	MSD Result	MS % Rec	MSD % Rec	% Rec Limits	RPD	Max RPD	Qual
Barium	mg/L	0.070	0.1	0.1	0.18	0.18	109	108	75-125	0	20	
Beryllium	mg/L	ND	0.1	0.1	0.092	0.091	92	91	75-125	1	20	
Boron	mg/L	3.8	1	1	4.6	4.6	78	84	75-125	1	20	
Cadmium	mg/L	ND	0.1	0.1	0.095	0.094	95	94	75-125	1	20	
Chromium	mg/L	ND	0.1	0.1	0.10	0.099	100	99	75-125	1	20	
Cobalt	mg/L	0.00072J	0.1	0.1	0.099	0.099	98	98	75-125	0	20	
Lead	mg/L	ND	0.1	0.1	0.089	0.089	88	88	75-125	0	20	
Lithium	mg/L	0.0019J	0.1	0.1	0.098	0.097	96	96	75-125	1	20	
Molybdenum	mg/L	0.0017J	0.1	0.1	0.11	0.10	104	102	75-125	1	20	
Selenium	mg/L	0.0013J	0.1	0.1	0.10	0.10	102	101	75-125	1	20	
Thallium	mg/L	ND	0.1	0.1	0.090	0.090	90	90	75-125	0	20	

Results presented on this page are in the units indicated by the "Units" column except where an alternate unit is presented to the right of the result.

REPORT OF LABORATORY ANALYSIS

This report shall not be reproduced, except in full,
without the written consent of Pace Analytical Services, LLC.

Pace Analytical Services, LLC
9800 Kincey Ave. Suite 100
Huntersville, NC 28078
(704)875-9092

QUALITY CONTROL DATA

Project: Bowen AP-1 (OTH)
Pace Project No.: 92767533

QC Batch: 900849
QC Batch Method: EPA 7470A
Analysis Method: EPA 7470A
Analysis Description: 7470 Mercury
Laboratory: Pace Analytical Services - Peachtree Corners, GA
Associated Lab Samples: 92767533001, 92767533002, 92767533003, 92767533004

METHOD BLANK: 4637031 Matrix: Water
Associated Lab Samples: 92767533001, 92767533002, 92767533003, 92767533004

Parameter	Units	Blank Result	Reporting Limit	MDL	Analyzed	Qualifiers
Mercury	mg/L	ND	0.00020	0.00013	12/09/24 11:54	

LABORATORY CONTROL SAMPLE: 4637032

Parameter	Units	Spike Conc.	LCS Result	LCS % Rec	% Rec Limits	Qualifiers
Mercury	mg/L	0.0025	0.0024	97	80-120	

MATRIX SPIKE & MATRIX SPIKE DUPLICATE: 4637033 4637034

Parameter	Units	92766149002 Result	MS Spike Conc.	MSD Spike Conc.	MS Result	MSD Result	MS % Rec	MSD % Rec	% Rec Limits	RPD	Max RPD	Qual
Mercury	mg/L	ND	0.0025	0.0025	0.0024	0.0023	94	92	75-125	2	20	

Results presented on this page are in the units indicated by the "Units" column except where an alternate unit is presented to the right of the result.

REPORT OF LABORATORY ANALYSIS

This report shall not be reproduced, except in full,
without the written consent of Pace Analytical Services, LLC.

Pace Analytical Services, LLC
9800 Kincey Ave. Suite 100
Huntersville, NC 28078
(704)875-9092

QUALITY CONTROL DATA

Project: Bowen AP-1 (OTH)
Pace Project No.: 92767533

QC Batch: 900794
QC Batch Method: SM 2540C-2015
Analysis Method: SM 2540C-2015
Analysis Description: 2540C Total Dissolved Solids
Laboratory: Pace Analytical Services - Peachtree Corners, GA
Associated Lab Samples: 92767533001, 92767533002, 92767533003, 92767533004

METHOD BLANK: 4636624 Matrix: Water
Associated Lab Samples: 92767533001, 92767533002, 92767533003, 92767533004

Parameter	Units	Blank Result	Reporting Limit	MDL	Analyzed	Qualifiers
Total Dissolved Solids	mg/L	ND	25.0	25.0	12/06/24 12:02	

LABORATORY CONTROL SAMPLE: 4636625

Parameter	Units	Spike Conc.	LCS Result	LCS % Rec	% Rec Limits	Qualifiers
Total Dissolved Solids	mg/L	400	403	101	80-120	

SAMPLE DUPLICATE: 4636626

Parameter	Units	92767533001 Result	Dup Result	RPD	Max RPD	Qualifiers
Total Dissolved Solids	mg/L	1150	1220	6	10	

SAMPLE DUPLICATE: 4636627

Parameter	Units	92767550007 Result	Dup Result	RPD	Max RPD	Qualifiers
Total Dissolved Solids	mg/L	2760	2720	2	10	

Results presented on this page are in the units indicated by the "Units" column except where an alternate unit is presented to the right of the result.

REPORT OF LABORATORY ANALYSIS

This report shall not be reproduced, except in full,
without the written consent of Pace Analytical Services, LLC.

Pace Analytical Services, LLC
9800 Kincey Ave. Suite 100
Huntersville, NC 28078
(704)875-9092

QUALITY CONTROL DATA

Project: Bowen AP-1 (OTH)
Pace Project No.: 92767533

QC Batch: 900847 | Analysis Method: SM 2320B-2011
QC Batch Method: SM 2320B-2011 | Analysis Description: 2320B Alkalinity
Laboratory: Pace Analytical Services - Asheville
Associated Lab Samples: 92767533001, 92767533002, 92767533003, 92767533004

METHOD BLANK: 4637024 Matrix: Water
Associated Lab Samples: 92767533001, 92767533002, 92767533003, 92767533004

Parameter	Units	Blank Result	Reporting Limit	MDL	Analyzed	Qualifiers
Alkalinity, Total as CaCO3	mg/L	ND	5.0	5.0	12/06/24 20:42	
Alkalinity,Bicarbonate (CaCO3)	mg/L	ND	5.0	5.0	12/06/24 20:42	
Alkalinity,Carbonate (CaCO3)	mg/L	ND	5.0	5.0	12/06/24 20:42	

LABORATORY CONTROL SAMPLE: 4637025

Parameter	Units	Spike Conc.	LCS Result	LCS % Rec	% Rec Limits	Qualifiers
Alkalinity, Total as CaCO3	mg/L	50	56.9	114	80-120	

LABORATORY CONTROL SAMPLE: 4637026

Parameter	Units	Spike Conc.	LCS Result	LCS % Rec	% Rec Limits	Qualifiers
Alkalinity, Total as CaCO3	mg/L	50	48.3	97	80-120	

MATRIX SPIKE & MATRIX SPIKE DUPLICATE: 4637027 4637028

Parameter	Units	92767533001 Result	MS Spike Conc.	MSD Spike Conc.	MS Result	MSD Result	MS % Rec	MSD % Rec	% Rec Limits	RPD	Max RPD	Qual
Alkalinity, Total as CaCO3	mg/L	127	50	50	163	166	72	77	80-120	2	25	M1

MATRIX SPIKE & MATRIX SPIKE DUPLICATE: 4637029 4637030

Parameter	Units	92767533002 Result	MS Spike Conc.	MSD Spike Conc.	MS Result	MSD Result	MS % Rec	MSD % Rec	% Rec Limits	RPD	Max RPD	Qual
Alkalinity, Total as CaCO3	mg/L	127	50	50	164	167	74	80	80-120	2	25	M1

Results presented on this page are in the units indicated by the "Units" column except where an alternate unit is presented to the right of the result.

REPORT OF LABORATORY ANALYSIS

This report shall not be reproduced, except in full,
without the written consent of Pace Analytical Services, LLC.

Pace Analytical Services, LLC
9800 Kincey Ave. Suite 100
Huntersville, NC 28078
(704)875-9092

QUALITY CONTROL DATA

Project: Bowen AP-1 (OTH)
Pace Project No.: 92767533

QC Batch: 900997
QC Batch Method: SM 4500-S2D-2011
Analysis Method: SM 4500-S2D-2011
Analysis Description: 4500S2D Sulfide Water
Laboratory: Pace Analytical Services - Asheville
Associated Lab Samples: 92767533001, 92767533002, 92767533003, 92767533004

METHOD BLANK: 4638176 Matrix: Water
Associated Lab Samples: 92767533001, 92767533002, 92767533003, 92767533004

Parameter	Units	Blank Result	Reporting Limit	MDL	Analyzed	Qualifiers
Sulfide	mg/L	ND	0.10	0.022	12/07/24 03:46	

LABORATORY CONTROL SAMPLE: 4638177

Parameter	Units	Spike Conc.	LCS Result	LCS % Rec	% Rec Limits	Qualifiers
Sulfide	mg/L	0.5	0.51	103	80-120	

MATRIX SPIKE & MATRIX SPIKE DUPLICATE: 4638178 4638179

Parameter	Units	92767533001 Result	MS Spike Conc.	MSD Spike Conc.	MS Result	MSD Result	MS % Rec	MSD % Rec	% Rec Limits	RPD	Max RPD	Qual
Sulfide	mg/L	ND	0.5	0.5	0.49	0.50	95	97	80-120	2	10	

MATRIX SPIKE & MATRIX SPIKE DUPLICATE: 4638180 4638181

Parameter	Units	92767550007 Result	MS Spike Conc.	MSD Spike Conc.	MS Result	MSD Result	MS % Rec	MSD % Rec	% Rec Limits	RPD	Max RPD	Qual
Sulfide	mg/L	ND	0.5	0.5	0.44	0.47	86	92	80-120	7	10	

Results presented on this page are in the units indicated by the "Units" column except where an alternate unit is presented to the right of the result.

REPORT OF LABORATORY ANALYSIS

This report shall not be reproduced, except in full,
without the written consent of Pace Analytical Services, LLC.

Pace Analytical Services, LLC
9800 Kincey Ave. Suite 100
Huntersville, NC 28078
(704)875-9092

QUALITY CONTROL DATA

Project: Bowen AP-1 (OTH)
Pace Project No.: 92767533

QC Batch: 900635
QC Batch Method: EPA 300.0 Rev 2.1 1993
Analysis Method: EPA 300.0 Rev 2.1 1993
Analysis Description: 300.0 IC Anions
Laboratory: Pace Analytical Services - Asheville
Associated Lab Samples: 92767533001, 92767533002, 92767533003, 92767533004

METHOD BLANK: 4636149 Matrix: Water
Associated Lab Samples: 92767533001, 92767533002, 92767533003, 92767533004

Parameter	Units	Blank Result	Reporting Limit	MDL	Analyzed	Qualifiers
Chloride	mg/L	ND	1.0	0.60	12/05/24 21:55	
Fluoride	mg/L	ND	0.10	0.050	12/05/24 21:55	
Sulfate	mg/L	ND	1.0	0.50	12/05/24 21:55	

LABORATORY CONTROL SAMPLE: 4636150

Parameter	Units	Spike Conc.	LCS Result	LCS % Rec	% Rec Limits	Qualifiers
Chloride	mg/L	50	50.7	101	90-110	
Fluoride	mg/L	2.5	2.6	103	90-110	
Sulfate	mg/L	50	51.7	103	90-110	

MATRIX SPIKE & MATRIX SPIKE DUPLICATE: 4636151 4636152

Parameter	Units	92767533001 Result	MS Spike Conc.	MSD Spike Conc.	MS Result	MSD Result	MS % Rec	MSD % Rec	% Rec Limits	RPD	Max RPD	Qual
Chloride	mg/L	43.8	50	50	95.7	96.4	104	105	90-110	1	10	
Fluoride	mg/L	0.057J	2.5	2.5	2.5	2.5	97	99	90-110	1	10	
Sulfate	mg/L	573	50	50	636	620	126	93	90-110	3	10	M1

MATRIX SPIKE & MATRIX SPIKE DUPLICATE: 4636153 4636154

Parameter	Units	92767550007 Result	MS Spike Conc.	MSD Spike Conc.	MS Result	MSD Result	MS % Rec	MSD % Rec	% Rec Limits	RPD	Max RPD	Qual
Chloride	mg/L	753	50	50	802	792	98	79	90-110	1	10	M1
Fluoride	mg/L	0.25	2.5	2.5	2.8	2.8	101	102	90-110	1	10	
Sulfate	mg/L	535	50	50	588	579	106	88	90-110	2	10	M1

Results presented on this page are in the units indicated by the "Units" column except where an alternate unit is presented to the right of the result.

REPORT OF LABORATORY ANALYSIS

This report shall not be reproduced, except in full,
without the written consent of Pace Analytical Services, LLC.

Pace Analytical Services, LLC
9800 Kincey Ave. Suite 100
Huntersville, NC 28078
(704)875-9092

QUALIFIERS

Project: Bowen AP-1 (OTH)
Pace Project No.: 92767533

DEFINITIONS

DF - Dilution Factor, if reported, represents the factor applied to the reported data due to dilution of the sample aliquot.

ND - Not Detected at or above adjusted reporting limit.

TNTC - Too Numerous To Count

J - Estimated concentration above the adjusted method detection limit and below the adjusted reporting limit.

MDL - Adjusted Method Detection Limit.

PQL - Practical Quantitation Limit.

RL - Reporting Limit - The lowest concentration value that meets project requirements for quantitative data with known precision and bias for a specific analyte in a specific matrix.

S - Surrogate

1,2-Diphenylhydrazine decomposes to and cannot be separated from Azobenzene using Method 8270. The result for each analyte is a combined concentration.

Consistent with EPA guidelines, unrounded data are displayed and have been used to calculate % recovery and RPD values.

LCS(D) - Laboratory Control Sample (Duplicate)

MS(D) - Matrix Spike (Duplicate)

DUP - Sample Duplicate

RPD - Relative Percent Difference

NC - Not Calculable.

SG - Silica Gel - Clean-Up

U - Indicates the compound was analyzed for, but not detected.

Acid preservation may not be appropriate for 2 Chloroethylvinyl ether.

A separate vial preserved to a pH of 4-5 is recommended in SW846 Chapter 4 for the analysis of Acrolein and Acrylonitrile by EPA Method 8260.

N-Nitrosodiphenylamine decomposes and cannot be separated from Diphenylamine using Method 8270. The result reported for each analyte is a combined concentration.

Reported results are not rounded until the final step prior to reporting. Therefore, calculated parameters that are typically reported as "Total" may vary slightly from the sum of the reported component parameters.

Pace Analytical is TNI accredited. Contact your Pace PM for the current list of accredited analytes.

TNI - The NELAC Institute.

ANALYTE QUALIFIERS

B	Analyte was detected in the associated method blank.
M1	Matrix spike recovery exceeded QC limits. Batch accepted based on laboratory control sample (LCS) recovery.

This report shall not be reproduced, except in full,
without the written consent of Pace Analytical Services, LLC.

Pace Analytical Services, LLC
9800 Kincey Ave. Suite 100
Huntersville, NC 28078
(704)875-9092

QUALITY CONTROL DATA CROSS REFERENCE TABLE

Project: Bowen AP-1 (OTH)
Pace Project No.: 92767533

Lab ID	Sample ID	QC Batch Method	QC Batch	Analytical Method	Analytical Batch
92767533001	**BOW-BGWC-53D**	EPA 3010A	900817	EPA 6010D	900900
92767533002	**BOW-AP1-FD-13**	EPA 3010A	900817	EPA 6010D	900900
92767533003	**BOW-AP1-FB-13**	EPA 3010A	900817	EPA 6010D	900900
92767533004	**BOW-AP1-EB-13**	EPA 3010A	900817	EPA 6010D	900900
92767533001	**BOW-BGWC-53D**	EPA 3005A	900816	EPA 6020B	900921
92767533002	**BOW-AP1-FD-13**	EPA 3005A	900816	EPA 6020B	900921
92767533003	**BOW-AP1-FB-13**	EPA 3005A	900816	EPA 6020B	900921
92767533004	**BOW-AP1-EB-13**	EPA 3005A	900816	EPA 6020B	900921
92767533001	**BOW-BGWC-53D**	EPA 7470A	900849	EPA 7470A	901229
92767533002	**BOW-AP1-FD-13**	EPA 7470A	900849	EPA 7470A	901229
92767533003	**BOW-AP1-FB-13**	EPA 7470A	900849	EPA 7470A	901229
92767533004	**BOW-AP1-EB-13**	EPA 7470A	900849	EPA 7470A	901229
92767533001	**BOW-BGWC-53D**	SM 2540C-2015	900794		
92767533002	**BOW-AP1-FD-13**	SM 2540C-2015	900794		
92767533003	**BOW-AP1-FB-13**	SM 2540C-2015	900794		
92767533004	**BOW-AP1-EB-13**	SM 2540C-2015	900794		
92767533001	**BOW-BGWC-53D**	SM 2320B-2011	900847		
92767533002	**BOW-AP1-FD-13**	SM 2320B-2011	900847		
92767533003	**BOW-AP1-FB-13**	SM 2320B-2011	900847		
92767533004	**BOW-AP1-EB-13**	SM 2320B-2011	900847		
92767533001	**BOW-BGWC-53D**	SM 4500-S2D-2011	900997		
92767533002	**BOW-AP1-FD-13**	SM 4500-S2D-2011	900997		
92767533003	**BOW-AP1-FB-13**	SM 4500-S2D-2011	900997		
92767533004	**BOW-AP1-EB-13**	SM 4500-S2D-2011	900997		
92767533001	**BOW-BGWC-53D**	EPA 300.0 Rev 2.1 1993	900635		
92767533002	**BOW-AP1-FD-13**	EPA 300.0 Rev 2.1 1993	900635		
92767533003	**BOW-AP1-FB-13**	EPA 300.0 Rev 2.1 1993	900635		
92767533004	**BOW-AP1-EB-13**	EPA 300.0 Rev 2.1 1993	900635		

This report shall not be reproduced, except in full,
without the written consent of Pace Analytical Services, LLC.

DC#_Title: ENV-FRM-HUN1-0083 v05_Sample Condition Upon Receipt

Effective Date: 05/24/2024

Laboratory receiving samples:
Asheville ☐ Eden ☐ Greenwood ☐ Huntersville ☐ Raleigh ☐ Mechanicsville ☐ Atlanta ☑ Kernersville ☐

Sample Condition Upon Receipt

WO# : 92767533

92767533

Client Name: GA Power

Project #:

Courier: ☐ Commercial ☐ Fed Ex ☑ Pace ☐ UPS ☐ USPS ☐ Other:____ ☐ Client

Custody Seal Present? ☐ Yes ☑ No Seals Intact? ☐ Yes ☐ No ☑ N/A

Date/Initials Person Examining Contents: 12/5/24 CAV

Packing Material: ☐ Bubble Wrap ☐ Bubble Bags ☑ None ☐ Other

Biological Tissue Frozen? ☐ Yes ☐ No ☑ N/A

Thermometer: ☑ IR Gun ID: 230 Type of Ice: ☑ Wet ☐ Blue ☐ None

Cooler Temp: 3.4 Correction Factor: Add/Subtract (°C) 0.0

Temp should be above freezing to 6°C
☐ Samples out of temp criteria. Samples on ice, cooling process has begun

Cooler Temp Corrected (°C): 3.4

USDA Regulated Soil (☐ N/A, water sample)
Did samples originate in a quarantine zone within the United States: CA, NY, or SC (check maps)? ☐ Yes ☐ No

Did samples originate from a foreign source (internationally, including Hawaii and Puerto Rico)? ☐ Yes ☐ No

				Comments/Discrepancy:
Chain of Custody Present?	☑ Yes	☐ No	☐ N/A	1.
Samples Arrived within Hold Time?	☑ Yes	☐ No	☐ N/A	2.
Short Hold Time Analysis (<72 hr.)?	☐ Yes	☑ No	☐ N/A	3.
Rush Turn Around Time Requested?	☐ Yes	☑ No	☐ N/A	4.
Sufficient Volume?	☑ Yes	☐ No	☐ N/A	5.
Correct Containers Used?	☑ Yes	☐ No	☐ N/A	6.
-Pace Containers Used?	☑ Yes	☐ No	☐ N/A	
Containers Intact?	☑ Yes	☐ No	☐ N/A	7.
Dissolved analysis: Samples Field Filtered?	☐ Yes	☐ No	☑ N/A	8.
Sample Labels Match COC?	☑ Yes	☐ No	☐ N/A	9.
-Includes Date/Time/ID/Analysis Matrix: W				
Headspace in VOA Vials (>5-6mm)?	☐ Yes	☐ No	☑ N/A	10.
Trip Blank Present?	☐ Yes	☐ No	☑ N/A	11.
Trip Blank Custody Seals Present?	☐ Yes	☐ No	☑ N/A	

Field Data Required? ☐ Yes ☐ No

COMMENTS/SAMPLE DISCREPANCY

Lot ID of split containers:

CLIENT NOTIFICATION/RESOLUTION

Person contacted: _____ Date/Time: _____

Project Manager SCURF Review: _____ Date: _____

Project Manager SRF Review: _____ Date: _____

DC#_Title: ENV-FRM-HUN1-0083 v05_Sample Condition Upon Receipt

Effective Date: 05/24/2024

WO# : 92767533

PM: BV Due Date: 12/09/24

CLIENT: 92-GP-BOWLF

Project #

*Check mark top half of box if pH and/or dechlorination is verified and within the acceptance range for preservation samples.
Exceptions: VOA, Coliform, TOC, Oil and Grease, DRO/8015 (water) DOC, LLHg
**Bottom half of box is to list number of bottles
***Check all unpreserved Nitrates for chlorine

Laboratory Receiving Location: Asheville ☐ Eden ☐ Greenwood ☐ Huntersville ☐ Raleigh ☐ Mechanicsville ☐ Atlanta ☐ Kernersville ☐

Client_____ Profile/EZ (Circle one)_____ Notes_____

Item#	BP4U-125 mL Plastic Unpreserved (N/A) (Cl-)	BP3U-250 mL Plastic Unpreserved (N/A)	BP2U-500 mL Plastic Unpreserved (N/A)	BP1U-1 liter Plastic Unpreserved (N/A)	BPIN	BP4S-125 mL Plastic H2SO4 (pH < 2) (Cl-)	BP3N-250 mL plastic HNO3 (pH < 2)	BP4Z-125 mL Plastic ZN Acetate & NaOH (>9)	BP4B-125 mL Plastic NaOH (pH > 12) (Cl-)	WGFU-Wide-mouthed Glass Jar Unpreserved	AG1U-1 liter Amber Unpreserved (N/A) (Cl-)	AG1H-1 liter Amber HCl (pH < 2)	AG3U-250 mL Amber Unpreserved (N/A) (Cl-)	AG1S-1 liter Amber H2SO4 (pH < 2)	AG3S-250 mL Amber H2SO4 (pH < 2)	DG94-40 mL Amber NH4Cl (N/A)(Cl-)	DG9H-40 mL VOA HCl (N/A)	VG9T-40 mL VOA Na2S2O3 (N/A)	VG8U-40 mL VOA Unpreserved (N/A)	DG9V-40 mL VOA H3PO4 (N/A)	KP7U-50 mL Plastic Unpreserved (N/A)	V/GK (3 vials per kit)-VPH/Gas kit (N/A)	SP5T-125 mL Sterile Plastic (N/A – lab)	SP2T-250 mL Sterile Plastic (N/A – lab)		BP3R-250 mL Plastic (NH2)2SO4 (9.3-9.7)	AG0U-100 mL Amber Unpreserved (N/A) (Cl-)	VSGU-20 mL Scintillation vials (N/A)	DG9U-40 mL Amber Unpreserved vials (N/A)
CC																														
1		2	1		2		1																							
2		2	1		2		1																							
3		2	1		2		1																							
4		2	1		2		1																							
5																														
6																														
7																														
8																														
9																														
10																														
11																														
12																														

pH Adjustment Log for Preserved Samples

Sample ID	Type of Preservative	pH upon receipt	Date preservation adjusted	Time preservation adjusted	Amount of Preservative added	Lot #

Note: Whenever there is a discrepancy affecting North Carolina compliance samples, a copy of this form will be sent to the North Carolina DENR Certification Office (i.e. Out of hold, Incorrect preservative, out of temp, incorrect containers.

Pace® Location Requested (City/State):

Pace Analytical Charlotte
9800 Kincey Ave. Suite 100, Huntersville, NC 28078

CHAIN-OF-CUSTODY Analytical Request Document

Chain-of-Custody is a LEGAL DOCUMENT - Complete all relevant fields

LAB USE ONLY- Affix Workorder/Login Label Here

Scan QR Code for instructions

Company Name: Georgia Power - Bowen	Contact/Report To: Kristen Jurinko, Mintao Lu, Marty Crook
Street Address: 241 Ralph McGill Blvd NE, Atlanta, GA 30308	Phone #: (470) 217-0008
	E-Mail: knjurink@southernco.com
	Cc E-Mail: Laura Midkiff, Ben Hodges, Mike Smilley, Noelia Gangi
Customer Project #:	Invoice to: Account Payable
Project Name: Bowen AP-1	Invoice E-mail: georgiapowerinvoices@southernco.com
Site Collection Info/Facility ID (as applicable):	Purchase Order # (if applicable): GPC82474-0007
	Quote #:
Time Zone Collected: [ ] AK [ ] PT [ ] MT [ ] CT [X] ET	County / State origin of sample(s): Georgia
Data Deliverables: [ ] Level II [ ] Level III [ ] Level IV [ ] EQUIS [ ] Other	Regulatory Program (DW, RCRA, etc.) as applicable: Reportable [ ] Yes [ ] No
	Rush (Pre-approval required): [ ] Same Day [ ] 1 Day [ ] 2 Day [ ] 3 Day Other ____ Date Results Requested:
	DW PWSID # or WW Permit # as applicable:
	Field Filtered (if applicable): [ ] Yes [ ] No Analysis:

Specify Container Size **: 2 | 3 | 3 | 4 | 3 | 1

Identify Container Preservative Type***: 1 | 1 | 2 | 5+6 | 1 | 2

Analysis Requested

**Container Size: (1) 1L, (2) 500mL, (3) 250mL, (4) 125mL, (5) 100mL, (6) 40mL vial, (7) EnCore, (8) TerraCore, (9) 90mL, (10) Other

*** Preservative Types: (1) None, (2) HNO_3, (3) H_2SO_4, (4) HCl, (5) NaOH, (6) Zn Acetate, (7) $NaHSO_4$, (8) Sod. Thiosulfate, (9) Ascorbic Acid, (10) MeOH, (11) Other

* Matrix Codes (insert in Matrix box below): Drinking Water (DW), Ground Water (GW), Wastewater (WW), Product (P), Soil/Solid (SS), Oil (OL), Wipe (WP), Tissue (TS), Bioassay (B), Vapor (V), Surface Water (SW), Sediment (SED), Sludge (SL), Caulk (CK), Leachate (LI), Biosolid (BS), Other (OT)

Customer Sample ID	Matrix *	Comp / Grab	Composite Start Date	Composite Start Time	Collected or Composite End Date	Collected or Composite End Time	# Cont.	Residual Chlorine Result	Residual Chlorine Units	2540C Total Dissolved Solids	300.0-F⁻, SO_4^{2-}, Cl⁻	Appendix III, IV, Additional Metals	4500S2D Sulfide	2320B Total Alkalinity, Bicarbonate Alkalinity	RAD226/228	Sample Comment
BGWC-53D	WG	G			12/3/24	1210	7			X	X	X	X	X	X	001
BOW-AP1-FD-13	WG	G			12/3/24	—	7			X	X	X	X	X	X	002
BOW-AP1-FB-13	WQ	G			12/3/24	1607	7			X	X	X	X	X	X	003
BOW-AP1-EB-13	WQ	G			12/3/24	1615	7			X	X	X	X	X	X	004

Lab Use Only: Proj. Mgr: Bonnie Vang; AcctNum / Client ID:; Table #:; Profile / Template: 16507; Prelog / Bottle Ord. ID: EZ 3174939

Preservation non-conformance identified for sample

Additional Instructions from Pace®:
Task Code: BOW-CCR-ASSMT-2024S2
App. III: Boron, Calcium, Chloride, Fluoride, Sulfate, TDS
App. IV: Antimony, Arsenic, Barium, Beryllium, Cadmium, Chromium, Cobalt, Fluoride, Lead, Lithium, Mercury, Molybdenum, Selenium, Thallium
Additional Metals: Iron, Magnesium, Manganese, Potassium, Sodium

Collected By: Printed Name: William Laaker, Jay Siewert, Natalie Piparo, Sawyer Kovacs
Signature: [signature] Resolute Environmental

Customer Remarks / Special Conditions / Possible Hazards:

Coolers: | Thermometer ID: | Correction Factor (°C): | Obs. Temp. (°C): | Corrected Temp. (°C): | [ ] On Ice

Relinquished by/Company: (Signature)	Date/Time:	Received by/Company: (Signature)	Date/Time:
[signature] Resolute Environmental	12/5/24 0843	Ryan Williams / Pace	12/5/24 0843
Ryan Williams / Pace	12/5/24 1135	[signature]	12/5/24 1135
Relinquished by/Company: (Signature)	Date/Time:	Received by/Company: (Signature)	Date/Time:
Relinquished by/Company: (Signature)	Date/Time:	Received by/Company: (Signature)	Date/Time:

Tracking Number:

Delivered by: [ ] In-Person [ ] Courier [ ] FedEx [ ] UPS [ ] Other

Page: 1 of 1

Submitting a sample via this chain of custody constitutes acknowledgment and acceptance of the Pace® Terms and Conditions found at https://www.pacelabs.com/resource-library/resource/pace-terms-and-conditions/

Pace Analytical Services, LLC
9800 Kincey Ave. Suite 100
Huntersville, NC 28078
(704)875-9092

December 24, 2024

Kristen Jurinko
Southern Co.
241 Ralph McGill Blvd NE
Bin 10160
Atlanta, GA 30308

RE: Project: Bowen AP-1 (OTH)- RADs
Pace Project No.: 92767545

Dear Kristen Jurinko:

Enclosed are the analytical results for sample(s) received by the laboratory on December 05, 2024. The results relate only to the samples included in this report. Results reported herein conform to the applicable TNI/NELAC Standards and the laboratory's Quality Manual, where applicable, unless otherwise noted in the body of the report.

The test results provided in this final report were generated by each of the following laboratories within the Pace Network:

- Pace Analytical Services - Greensburg

If you have any questions concerning this report, please feel free to contact me.

Sincerely,

Bonnie Vang
bonnie.vang@pacelabs.com
704-977-0968
Project Manager

Enclosures

cc: Marty Crook, Geosyntec Consultants
Whitney Law, Geosyntec
Mintao Lu, Geosyntec
Laura Midkiff, Southern Co.
Caroline Nelson, Geosyntec

This report shall not be reproduced, except in full,
without the written consent of Pace Analytical Services, LLC.

Pace Analytical Services, LLC
9800 Kincey Ave. Suite 100
Huntersville, NC 28078
(704)875-9092

CERTIFICATIONS

Project: Bowen AP-1 (OTH)- RADs
Pace Project No.: 92767545

Pace Analytical Services Pennsylvania
1638 Roseytown Rd Suites 2,3&4, Greensburg, PA 15601
ANAB DOD-ELAP Rad Accreditation #: L2417
ANABISO/IEC 17025:2017 Rad Cert#: L24170
Alabama Certification #: 41590
Arizona Certification #: AZ0734
Arkansas Certification
California Certification #: 2950
Colorado Certification #: PA01547
Connecticut Certification #: PH-0694
EPA Region 4 DW Rad
Florida/TNI Certification #: E87683
Georgia Certification #: C040
Guam Certification
Hawaii Certification
Idaho Certification
Illinois Certification
Indiana Certification
Iowa Certification #: 391
Kansas Certification #: E-10358
Kentucky Certification #: KY90133
KY WW Permit #: KY0098221
KY WW Permit #: KY0000221
Louisiana DHH/TNI Certification #: LA010
Louisiana DEQ/TNI Certification #: 04086
Maine Certification #: 2023021
Maryland Certification #: 308
Massachusetts Certification #: M-PA1457
Michigan/PADEP Certification #: 9991
Missouri Certification #: 235
Montana Certification #: Cert0082
Nebraska Certification #: NE-OS-29-14
Nevada Certification #: PA014572023-03
New Hampshire/TNI Certification #: 297622
New Jersey/TNI Certification #: PA051
New Mexico Certification #: PA01457
New York/TNI Certification #: 10888
North Carolina Certification #: 42706
North Dakota Certification #: R-190
Ohio EPA Rad Approval: #41249
Oregon/TNI Certification #: PA200002-015
Pennsylvania/TNI Certification #: 65-00282
Puerto Rico Certification #: PA01457
Rhode Island Certification #: 65-00282
South Dakota Certification
Tennessee Certification #: TN02867
Texas/TNI Certification #: T104704188-22-18
Utah/TNI Certification #: PA014572223-14
USDA Soil Permit #: 525-23-67-77263
Vermont Dept. of Health: ID# VT-0282
Virgin Island/PADEP Certification
Virginia/VELAP Certification #: 460198
Washington Certification #: C868
West Virginia DEP Certification #: 143
West Virginia DHHR Certification #: 9964C
Wisconsin Approve List for Rad

This report shall not be reproduced, except in full,
without the written consent of Pace Analytical Services, LLC.

Pace Analytical Services, LLC
9800 Kincey Ave. Suite 100
Huntersville, NC 28078
(704)875-9092

SAMPLE SUMMARY

Project: Bowen AP-1 (OTH)- RADs
Pace Project No.: 92767545

Lab ID	Sample ID	Matrix	Date Collected	Date Received
92767545001	**BOW-BGWC-53D**	Water	12/03/24 12:10	12/05/24 11:35
92767545002	**BOW-AP1-FD-13**	Water	12/03/24 00:00	12/05/24 11:35
92767545003	**BOW-AP1-FB-13**	Water	12/03/24 16:07	12/05/24 11:35
92767545004	**BOW-AP1-EB-13**	Water	12/03/24 16:15	12/05/24 11:35

This report shall not be reproduced, except in full,
without the written consent of Pace Analytical Services, LLC.

Pace Analytical Services, LLC
9800 Kincey Ave. Suite 100
Huntersville, NC 28078
(704)875-9092

SAMPLE ANALYTE COUNT

Project: Bowen AP-1 (OTH)- RADs
Pace Project No.: 92767545

Lab ID	Sample ID	Method	Analysts	Analytes Reported	Laboratory
92767545001	**BOW-BGWC-53D**	EPA 9315	SLC	1	PASI-PA
		EPA 9320	ZPC	1	PASI-PA
		Total Radium Calculation	JAL	1	PASI-PA
92767545002	**BOW-AP1-FD-13**	EPA 9315	SLC	1	PASI-PA
		EPA 9320	ZPC	1	PASI-PA
		Total Radium Calculation	JAL	1	PASI-PA
92767545003	**BOW-AP1-FB-13**	EPA 9315	SLC	1	PASI-PA
		EPA 9320	ZPC	1	PASI-PA
		Total Radium Calculation	JAL	1	PASI-PA
92767545004	**BOW-AP1-EB-13**	EPA 9315	SLC	1	PASI-PA
		EPA 9320	ZPC	1	PASI-PA
		Total Radium Calculation	JAL	1	PASI-PA

PASI-PA = Pace Analytical Services - Greensburg

REPORT OF LABORATORY ANALYSIS

This report shall not be reproduced, except in full,
without the written consent of Pace Analytical Services, LLC.

Pace Analytical Services, LLC
9800 Kincey Ave. Suite 100
Huntersville, NC 28078
(704)875-9092

SUMMARY OF DETECTION

Project: Bowen AP-1 (OTH)- RADs
Pace Project No.: 92767545

Lab Sample ID / Method	Client Sample ID / Parameters	Result	Units	Report Limit	Analyzed	Qualifiers
92767545001	**BOW-BGWC-53D**					
EPA 9315	Radium-226	0.596 ± 0.261 (0.346) C:98% T:NA	pCi/L		12/19/24 08:17	
EPA 9320	Radium-228	-0.113U ± 0.268 (0.663) C:75% T:86%	pCi/L		12/18/24 11:27	
Total Radium Calculation	Total Radium	0.596U ± 0.529 (1.01)	pCi/L		12/20/24 15:12	
92767545002	**BOW-AP1-FD-13**					
EPA 9315	Radium-226	0.409 ± 0.219 (0.317) C:92% T:NA	pCi/L		12/19/24 08:18	
EPA 9320	Radium-228	0.461U ± 0.344 (0.663) C:74% T:84%	pCi/L		12/18/24 11:27	
Total Radium Calculation	Total Radium	0.870U ± 0.563 (0.980)	pCi/L		12/20/24 15:12	
92767545003	**BOW-AP1-FB-13**					
EPA 9315	Radium-226	-0.0224U ± 0.111 (0.325) C:97% T:NA	pCi/L		12/19/24 08:18	
EPA 9320	Radium-228	0.487U ± 0.358 (0.694) C:78% T:90%	pCi/L		12/18/24 14:32	
Total Radium Calculation	Total Radium	0.487U ± 0.469 (1.02)	pCi/L		12/20/24 15:12	
92767545004	**BOW-AP1-EB-13**					
EPA 9315	Radium-226	0.0609U ± 0.133 (0.312) C:91% T:NA	pCi/L		12/19/24 08:18	
EPA 9320	Radium-228	1.62 ± 0.563 (0.769) C:70% T:87%	pCi/L		12/18/24 14:32	
Total Radium Calculation	Total Radium	1.68 ± 0.696 (1.08)	pCi/L		12/20/24 15:12	

REPORT OF LABORATORY ANALYSIS

This report shall not be reproduced, except in full,
without the written consent of Pace Analytical Services, LLC.

Pace Analytical Services, LLC
9800 Kincey Ave. Suite 100
Huntersville, NC 28078
(704)875-9092

ANALYTICAL RESULTS - RADIOCHEMISTRY

Project: Bowen AP-1 (OTH)- RADs
Pace Project No.: 92767545

Sample: BOW-BGWC-53D **Lab ID: 92767545001** Collected: 12/03/24 12:10 Received: 12/05/24 11:35 Matrix: Water
PWS: Site ID: Sample Type:

Parameters	Method	Act ± Unc (MDC) Carr Trac	Units	Analyzed	CAS No.	Qual
	Pace Analytical Services - Greensburg					
Radium-226	EPA 9315	**0.596 ± 0.261 (0.346) C:98% T:NA**	pCi/L	12/19/24 08:17	13982-63-3	
	Pace Analytical Services - Greensburg					
Radium-228	EPA 9320	**-0.113U ± 0.268 (0.663) C:75% T:86%**	pCi/L	12/18/24 11:27	15262-20-1	
	Pace Analytical Services - Greensburg					
Total Radium	Total Radium Calculation	**0.596U ± 0.529 (1.01)**	pCi/L	12/20/24 15:12	7440-14-4	

REPORT OF LABORATORY ANALYSIS

This report shall not be reproduced, except in full,
without the written consent of Pace Analytical Services, LLC.

Pace Analytical Services, LLC
9800 Kincey Ave. Suite 100
Huntersville, NC 28078
(704)875-9092

ANALYTICAL RESULTS - RADIOCHEMISTRY

Project: Bowen AP-1 (OTH)- RADs
Pace Project No.: 92767545

Sample: BOW-AP1-FD-13 **Lab ID: 92767545002** Collected: 12/03/24 00:00 Received: 12/05/24 11:35 Matrix: Water
PWS: Site ID: Sample Type:

Parameters	Method	Act ± Unc (MDC) Carr Trac	Units	Analyzed	CAS No.	Qual
	Pace Analytical Services - Greensburg					
Radium-226	EPA 9315	**0.409 ± 0.219 (0.317) C:92% T:NA**	pCi/L	12/19/24 08:18	13982-63-3	
	Pace Analytical Services - Greensburg					
Radium-228	EPA 9320	**0.461U ± 0.344 (0.663) C:74% T:84%**	pCi/L	12/18/24 11:27	15262-20-1	
	Pace Analytical Services - Greensburg					
Total Radium	Total Radium Calculation	**0.870U ± 0.563 (0.980)**	pCi/L	12/20/24 15:12	7440-14-4	

REPORT OF LABORATORY ANALYSIS

This report shall not be reproduced, except in full,
without the written consent of Pace Analytical Services, LLC.

Pace Analytical Services, LLC
9800 Kincey Ave. Suite 100
Huntersville, NC 28078
(704)875-9092

ANALYTICAL RESULTS - RADIOCHEMISTRY

Project: Bowen AP-1 (OTH)- RADs
Pace Project No.: 92767545

Sample: BOW-AP1-FB-13 **Lab ID: 92767545003** Collected: 12/03/24 16:07 Received: 12/05/24 11:35 Matrix: Water
PWS: Site ID: Sample Type:

Parameters	Method	Act ± Unc (MDC) Carr Trac	Units	Analyzed	CAS No.	Qual
	Pace Analytical Services - Greensburg					
Radium-226	EPA 9315	**-0.0224U ± 0.111 (0.325) C:97% T:NA**	pCi/L	12/19/24 08:18	13982-63-3	
	Pace Analytical Services - Greensburg					
Radium-228	EPA 9320	**0.487U ± 0.358 (0.694) C:78% T:90%**	pCi/L	12/18/24 14:32	15262-20-1	
	Pace Analytical Services - Greensburg					
Total Radium	Total Radium Calculation	**0.487U ± 0.469 (1.02)**	pCi/L	12/20/24 15:12	7440-14-4	

REPORT OF LABORATORY ANALYSIS

This report shall not be reproduced, except in full,
without the written consent of Pace Analytical Services, LLC.

Pace Analytical Services, LLC
9800 Kincey Ave. Suite 100
Huntersville, NC 28078
(704)875-9092

ANALYTICAL RESULTS - RADIOCHEMISTRY

Project: Bowen AP-1 (OTH)- RADs
Pace Project No.: 92767545

Sample: BOW-AP1-EB-13 **Lab ID: 92767545004** Collected: 12/03/24 16:15 Received: 12/05/24 11:35 Matrix: Water
PWS: Site ID: Sample Type:

Parameters	Method	Act ± Unc (MDC) Carr Trac	Units	Analyzed	CAS No.	Qual
	Pace Analytical Services - Greensburg					
Radium-226	EPA 9315	**0.0609U ± 0.133 (0.312) C:91% T:NA**	pCi/L	12/19/24 08:18	13982-63-3	
	Pace Analytical Services - Greensburg					
Radium-228	EPA 9320	**1.62 ± 0.563 (0.769) C:70% T:87%**	pCi/L	12/18/24 14:32	15262-20-1	
	Pace Analytical Services - Greensburg					
Total Radium	Total Radium Calculation	**1.68 ± 0.696 (1.08)**	pCi/L	12/20/24 15:12	7440-14-4	

REPORT OF LABORATORY ANALYSIS

This report shall not be reproduced, except in full,
without the written consent of Pace Analytical Services, LLC.

Pace Analytical Services, LLC
9800 Kincey Ave. Suite 100
Huntersville, NC 28078
(704)875-9092

QUALITY CONTROL - RADIOCHEMISTRY

Project: Bowen AP-1 (OTH)- RADs
Pace Project No.: 92767545

QC Batch: 714956
QC Batch Method: EPA 9320
Analysis Method: EPA 9320
Analysis Description: 9320 Radium 228
Laboratory: Pace Analytical Services - Greensburg
Associated Lab Samples: 92767545001, 92767545002, 92767545003, 92767545004

METHOD BLANK: 3482782 Matrix: Water
Associated Lab Samples: 92767545001, 92767545002, 92767545003, 92767545004

Parameter	Act ± Unc (MDC) Carr Trac	Units	Analyzed	Qualifiers
Radium-228	0.534 ± 0.356 (0.664) C:75% T:90%	pCi/L	12/18/24 11:26	

Results presented on this page are in the units indicated by the "Units" column except where an alternate unit is presented to the right of the result.

REPORT OF LABORATORY ANALYSIS

This report shall not be reproduced, except in full,
without the written consent of Pace Analytical Services, LLC.

Pace Analytical Services, LLC
9800 Kincey Ave. Suite 100
Huntersville, NC 28078
(704)875-9092

QUALITY CONTROL - RADIOCHEMISTRY

Project: Bowen AP-1 (OTH)- RADs
Pace Project No.: 92767545

QC Batch: 714959
QC Batch Method: EPA 9315
Analysis Method: EPA 9315
Analysis Description: 9315 Total Radium
Laboratory: Pace Analytical Services - Greensburg
Associated Lab Samples: 92767545001, 92767545002, 92767545003, 92767545004

METHOD BLANK: 3482804 Matrix: Water
Associated Lab Samples: 92767545001, 92767545002, 92767545003, 92767545004

Parameter	Act ± Unc (MDC) Carr Trac	Units	Analyzed	Qualifiers
Radium-226	0.158 ± 0.165 (0.328) C:94% T:NA	pCi/L	12/19/24 08:15	

Results presented on this page are in the units indicated by the "Units" column except where an alternate unit is presented to the right of the result.

REPORT OF LABORATORY ANALYSIS

This report shall not be reproduced, except in full,
without the written consent of Pace Analytical Services, LLC.

Pace Analytical Services, LLC
9800 Kincey Ave. Suite 100
Huntersville, NC 28078
(704)875-9092

QUALIFIERS

Project: Bowen AP-1 (OTH)- RADs
Pace Project No.: 92767545

DEFINITIONS

DF - Dilution Factor, if reported, represents the factor applied to the reported data due to dilution of the sample aliquot.

ND - Not Detected at or above adjusted reporting limit.

TNTC - Too Numerous To Count

J - Estimated concentration above the adjusted method detection limit and below the adjusted reporting limit.

MDL - Adjusted Method Detection Limit.

PQL - Practical Quantitation Limit.

RL - Reporting Limit - The lowest concentration value that meets project requirements for quantitative data with known precision and bias for a specific analyte in a specific matrix.

S - Surrogate

1,2-Diphenylhydrazine decomposes to and cannot be separated from Azobenzene using Method 8270. The result for each analyte is a combined concentration.

Consistent with EPA guidelines, unrounded data are displayed and have been used to calculate % recovery and RPD values.

LCS(D) - Laboratory Control Sample (Duplicate)

MS(D) - Matrix Spike (Duplicate)

DUP - Sample Duplicate

RPD - Relative Percent Difference

NC - Not Calculable.

SG - Silica Gel - Clean-Up

U - Indicates the compound was analyzed for, but not detected.

Acid preservation may not be appropriate for 2 Chloroethylvinyl ether.

A separate vial preserved to a pH of 4-5 is recommended in SW846 Chapter 4 for the analysis of Acrolein and Acrylonitrile by EPA Method 8260.

N-Nitrosodiphenylamine decomposes and cannot be separated from Diphenylamine using Method 8270. The result reported for each analyte is a combined concentration.

Reported results are not rounded until the final step prior to reporting. Therefore, calculated parameters that are typically reported as "Total" may vary slightly from the sum of the reported component parameters.

Act - Activity

Unc - Uncertainty: SDWA = 1.96 sigma count uncertainty, all other matrices = Expanded Uncertainty (95% confidence interval). Gamma Spec = Expanded Uncertainty (95.4% Confidence Interval)

(MDC) - Minimum Detectable Concentration

Trac - Tracer Recovery (%)

Carr - Carrier Recovery (%)

Pace Analytical is TNI accredited. Contact your Pace PM for the current list of accredited analytes.

TNI - The NELAC Institute.

This report shall not be reproduced, except in full,
without the written consent of Pace Analytical Services, LLC.

Pace Analytical Services, LLC
9800 Kincey Ave. Suite 100
Huntersville, NC 28078
(704)875-9092

QUALITY CONTROL DATA CROSS REFERENCE TABLE

Project: Bowen AP-1 (OTH)- RADs
Pace Project No.: 92767545

Lab ID	Sample ID	QC Batch Method	QC Batch	Analytical Method	Analytical Batch
92767545001	**BOW-BGWC-53D**	EPA 9315	714959		
92767545002	**BOW-AP1-FD-13**	EPA 9315	714959		
92767545003	**BOW-AP1-FB-13**	EPA 9315	714959		
92767545004	**BOW-AP1-EB-13**	EPA 9315	714959		
92767545001	**BOW-BGWC-53D**	EPA 9320	714956		
92767545002	**BOW-AP1-FD-13**	EPA 9320	714956		
92767545003	**BOW-AP1-FB-13**	EPA 9320	714956		
92767545004	**BOW-AP1-EB-13**	EPA 9320	714956		
92767545001	**BOW-BGWC-53D**	Total Radium Calculation	716942		
92767545002	**BOW-AP1-FD-13**	Total Radium Calculation	716942		
92767545003	**BOW-AP1-FB-13**	Total Radium Calculation	716942		
92767545004	**BOW-AP1-EB-13**	Total Radium Calculation	716942		

This report shall not be reproduced, except in full,
without the written consent of Pace Analytical Services, LLC.

Pace ANALYTICAL SERVICES

DC#_Title: ENV-FRM-HUN1-0083 v05_Sample Condition Upon Receipt

Effective Date: 05/24/2024

Laboratory receiving samples:
Asheville ☐ Eden ☐ Greenwood ☐ Huntersville ☐ Raleigh ☐ Mechanicsville ☐ Atlanta ☑ Kernersville ☐

Sample Condition Upon Receipt

Client Name: GA Power

Project #:

WO# : 92767545

92767545

Courier: ☐ Commercial ☐ Fed Ex ☑ Pace ☐ UPS ☐ USPS ☐ Other:____ ☐ Client

Custody Seal Present? ☐ Yes ☑ No Seals Intact? ☐ Yes ☐ No ☑ N/A

Date/Initials Person Examining Contents: 12/5/24 CAV

Packing Material: ☐ Bubble Wrap ☐ Bubble Bags ☑ None ☐ Other

Biological Tissue Frozen? ☐ Yes ☐ No ☑ N/A

Thermometer: ☑ IR Gun ID: 230 Type of Ice: ☑ Wet ☐ Blue ☐ None

Cooler Temp: 3.4 Correction Factor: Add/Subtract (°C) 0.0

Temp should be above freezing to 6°C
☐ Samples out of temp criteria. Samples on ice, cooling process has begun

Cooler Temp Corrected (°C): 3.4

USDA Regulated Soil (☐ N/A, water sample)
Did samples originate in a quarantine zone within the United States: CA, NY, or SC (check maps)? ☐ Yes ☐ No

Did samples originate from a foreign source (internationally, including Hawaii and Puerto Rico)? ☐ Yes ☐ No

				Comments/Discrepancy:
Chain of Custody Present?	☑ Yes	☐ No	☐ N/A	1.
Samples Arrived within Hold Time?	☑ Yes	☐ No	☐ N/A	2.
Short Hold Time Analysis (<72 hr.)?	☐ Yes	☑ No	☐ N/A	3.
Rush Turn Around Time Requested?	☐ Yes	☑ No	☐ N/A	4.
Sufficient Volume?	☑ Yes	☐ No	☐ N/A	5.
Correct Containers Used?	☑ Yes	☐ No	☐ N/A	6.
-Pace Containers Used?	☑ Yes	☐ No	☐ N/A	
Containers Intact?	☑ Yes	☐ No	☐ N/A	7.
Dissolved analysis: Samples Field Filtered?	☐ Yes	☐ No	☑ N/A	8.
Sample Labels Match COC? -Includes Date/Time/ID/Analysis Matrix: W	☑ Yes	☐ No	☐ N/A	9.
Headspace in VOA Vials (>5-6mm)?	☐ Yes	☐ No	☑ N/A	10.
Trip Blank Present?	☐ Yes	☐ No	☑ N/A	11.
Trip Blank Custody Seals Present?	☐ Yes	☐ No	☑ N/A	

Field Data Required? ☐ Yes ☐ No

COMMENTS/SAMPLE DISCREPANCY

Lot ID of split containers:

CLIENT NOTIFICATION/RESOLUTION

Person contacted: Date/Time:

Project Manager SCURF Review: Date:

Project Manager SRF Review: Date:

WO# : 92767545

PM: BV Due Date: 12/27/24

CLIENT: 92-GP-BOWLF

*Check mark top half of box if pH and/or dechlorination is verified and within the acceptance range for preservation samples.
Exceptions: VOA, Coliform, TOC, Oil and Grease, DRO/8015 (water) DOC, LLHg
**Bottom half of box is to list number of bottles
***Check all unpreserved Nitrates for chlorine

Project #

Laboratory Receiving Location: Asheville ☐ Eden ☐ Greenwood ☐ Huntersville ☐ Raleigh ☐ Mechanicsville ☐ Atlanta ☐ Kernersville ☐

Client_____ Profile/EZ (Circle one)_____ Notes_____

Item#	BP4U-125 mL Plastic Unpreserved (N/A) (Cl-)	BP3U-250 mL Plastic Unpreserved (N/A)	BP2U-500 mL Plastic Unpreserved (N/A)	BP1U-1 liter Plastic Unpreserved (N/A)	BPIN	BP4S-125 mL Plastic H2SO4 (pH < 2) (Cl-)	BP3N-250 mL plastic HNO3 (pH < 2)	BP4Z-125 mL Plastic ZN Acetate & NaOH (>9)	BP4B-125 mL Plastic NaOH (pH > 12) (Cl-)	WGFU-Wide-mouthed Glass jar Unpreserved	AG1U-1 liter Amber Unpreserved (N/A) (Cl-)	AG1H-1 liter Amber HCl (pH < 2)	AG3U-250 mL Amber Unpreserved (N/A) (Cl-)	AG1S-1 liter Amber H2SO4 (pH < 2)	AG3S-250 mL Amber H2SO4 (pH < 2)	DG94-40 mL Amber NH4Cl (N/A)(Cl-)	DG9H-40 mL VOA HCl (N/A)	VG9T-40 mL VOA Na2S2O3 (N/A)	VG9U-40 mL VOA Unpreserved (N/A)	DG9V-40 mL VOA H3PO4 (N/A)	KP7U-50 mL Plastic Unpreserved (N/A)	V/GK (3 vials per kit)-VPH/Gas kit (N/A)	SP5T-125 mL Sterile Plastic (N/A – lab)	SPZT-250 mL Sterile Plastic (N/A – lab)		BP3R-250 mL Plastic (NH2)2SO4 (9.3-9.7)	AG0U-100 mL Amber Unpreserved (N/A) (Cl-)	VSGU-20 mL Scintillation vials (N/A)	DG9U-40 mL Amber Unpreserved vials (N/A)
CC																														
1		2	1		2		1	1																						
2		2	1		2		1	1																						
3		2	1		2		1	1																						
4		2	1		2		1	1																						
5																														
6																														
7																														
8																														
9																														
10																														
11																														
12																														

pH Adjustment Log for Preserved Samples

Sample ID	Type of Preservative	pH upon receipt	Date preservation adjusted	Time preservation adjusted	Amount of Preservative added	Lot #

Note: Whenever there is a discrepancy affecting North Carolina compliance samples, a copy of this form will be sent to the North Carolina DENR Certification Office (i.e. Out of hold, incorrect preservative, out of temp, incorrect containers.

Pace® Location Requested (City/State): Pace Analytical Charlotte, 9800 Kincey Ave., Suite 100, Huntersville, NC 28078

CHAIN-OF-CUSTODY Analytical Request Document

Chain-of-Custody is a LEGAL DOCUMENT - Complete all relevant fields

LAB USE ONLY- Affix Workorder/Login Label Here

Scan QR Code for Instructions

Company Name: Georgia Power - Bowen	Contact/Report To: Kristen Jurinko, Mintao Lu, Marty Crook
Street Address: 241 Ralph M. Gill Blvd NE, Atlanta, GA 30308	Phone #: (470) 217-0008
	E-Mail: knjurink@southernco.com
	Cc E-Mail: Laura Midkiff, Ben Hodges, Mike Smilley, Noelia Gangi
Customer Project #:	Invoice to: Account Payable
Project Name: Bowen AP-1	Invoice E-mail: georgiapowerinvoices@southernco.com
Site Collection Info/Facility ID (as applicable):	Purchase Order # (if applicable): GPC82474-0007
	Quote #:
Time Zone Collected: [ ] AK [ ] PT [ ] MT [ ] CT [X] ET	County / State origin of sample(s): Georgia
Data Deliverable: [ ] Level II [ ] Level III [ ] Level IV [ ] EQUIS [ ] Other	Regulatory Program (DW, RCRA, etc.) as applicable: Reportable [ ] Yes [ ] No
	Rush (Pre-approval required): [ ] Same Day [ ] 1 Day [ ] 2 Day [ ] 3 Day Other ____ Date Results Requested:
	DW PWSID # or WW Permit # as applicable: Field Filtered (if applicable): [ ] Yes [ ] No Analysis:

Specify Container Size **: 2 | 3 | 3 | 4 | 3 | 1

Identify Container Preservative Type***: 1 | 1 | 2 | 5+6 | 1 | 2

Analysis Requested

** Container Size: (1) 125mL, (2) 250mL, (3) 250mL, (4) 125mL, (5) 250mL, (6) 40mL vial, (7) EnCore, (8) TerraCore, (9) 5035, (10) Other

*** Preservative Types: (1) None, (2) HNO3, (3) H2SO4, (4) HCl, (5) NaOH, (6) Zn Acetate, (7) NaHSO4, (8) Sodium Thiosulfate, (9) Ascorbic Acid, (10) MeOH, (11) Other

Lab Use Only: Proj. Mgr: Bonnie Vang; Acct.Num / Client ID:; Table #:; Profile / Template: 16507; Prelog / Bottle Grd. ID: EZ 3174939

* Matrix Codes (insert in Matrix box below): Drinking Water (DW), Ground Water (GW), Wastewater (WW), Product (P), Soil/Solid (SS), Oil (OL), Wipe (WP), Tissue (TS), Bioassay (B), Vapor (V), Surface Water (SW), Sediment (SED), Sludge (SL), Caulk (CK), Leachate (LL), Biosolid (BS), Other (OT)

Customer Sample ID	Matrix *	Comp / Grab	Composite Start Date	Composite Start Time	Collected or Composite End Date	Collected or Composite End Time	# Cont.	Residual Chlorine Result	Residual Chlorine Units	2540C Total Dissolved Solids	300.0-F, SO_4^{2-}, Cl	Appendix III, IV, Additional Metals	4500S2D Sulfide	2320B Total Alkalinity, Bicarbonate Alkalinity	RAD226/228	Sample Comment
BGWC-5D	WG	G			12/3/24	1210	7			X	X	X	X	X	X	001
BOW-AP1-FD-13	WG	G			12/3/24	—	7			X	X	X	X	X	X	002
BOW-AP1-FB-13	WQ	G			12/3/24	1607	7			X	X	X	X	X	X	003
BOW-AP1-EB-13	WQ	G			12/3/24	1615	7			X	X	X	X	X	X	004

Additional Instructions from Pace®:
Task Code: BOW-CCR-ASSMT-2024S2
App. III: Boron, Calcium, Chloride, Fluoride, Sulfate, TDS
App. IV: Antimony, Arsenic, Barium, Beryllium, Cadmium, Chromium, Cobalt, Fluoride, Lead, Lithium, Mercury, Molybdenum, Selenium, Thallium.
Additional Metals: Iron, Magnesium, Manganese, Potassium, Sodium

Collected By: Printed Name: William Lasker, Jay Siewert, Natalie Piparo, Sawyer Kovacs
Signature: [signature] Resolute Environmental

Customer Remarks / Special Conditions / Possible Hazards:

Coolers: | Thermometer ID: | Correction Factor (°C): | Obs. Temp. (°C): | Corrected Temp. (°C): | [ ] On Ice

Relinquished by / Company: (Signature)	Date/Time:	Received by / Company: (Signature)	Date/Time:	Tracking Number:
[signature] Resolute Environmental	12/5/24 0843	[signature] / Pace	12/5/24 0843	
[signature] / Pace	12/5/24 1135	[signature]	12/5/24 1135	Delivered by: [ ] In-Person [ ] Courier [ ] FedEX [ ] UPS [ ] Other
				Page: 1 of 1

Submitting a sample via this chain of custody constitutes acknowledgment and acceptance of the Pace® Terms and Conditions found at https://www.pacelabs.com/resource-library/resource/pace-terms-and-conditions/

Quality Control Sample Performance Assessment

Pace Analytical™ www.pacelabs.com

Test:	Ra-228
Analyst:	ZPC
Date:	12/16/2024
Worklist:	82771
Matrix:	WT

Analyst Must Manually Enter All Fields Highlighted in Yellow.

Method Blank Assessment	
MB Sample ID	3482782
MB concentration:	0.534
M/B 2 Sigma CSU:	0.356
MB MDC:	0.664
MB Numerical Performance Indicator:	2.94
MB Status vs Numerical Indicator:	Warning
MB Status vs. MDC:	Pass

Laboratory Control Sample Assessment	LCSD (Y or N)?	Y
	LCS82771	LCSD82771
Count Date:	12/18/2024	12/18/2024
Spike I.D.:	23-043	23-043
Decay Corrected Spike Concentration (pCi/mL):	34.205	34.205
Volume Used (mL):	0.10	0.10
Aliquot Volume (L, g, F):	0.819	0.815
Target Conc. (pCi/L, g, F):	4.176	4.195
Uncertainty (Calculated):	0.205	0.206
Result (pCi/L, g, F):	5.409	5.590
LCS/LCSD 2 Sigma CSU (pCi/L, g, F):	1.170	1.192
Numerical Performance Indicator:	2.03	2.26
Percent Recovery:	129.51%	133.25%
Status vs Numerical Indicator:	N/A	N/A
Status vs Recovery:	Pass	Pass
Upper % Recovery Limits:	135%	135%
Lower % Recovery Limits:	60%	60%

Sample Matrix Spike Control Assessment	MS/MSD 1	MS/MSD 2
Sample Collection Date:		
Sample I.D.		
Sample MS I.D.		
Sample MSD I.D.		
Spike I.D.:		
MS/MSD Decay Corrected Spike Concentration (pCi/mL):		
Spike Volume Used in MS (mL):		
Spike Volume Used in MSD (mL):		
MS Aliquot (L, g, F):		
MS Target Conc.(pCi/L, g, F):		
MSD Aliquot (L, g, F):		
MSD Target Conc. (pCi/L, g, F):		
MS Spike Uncertainty (calculated):		
MSD Spike Uncertainty (calculated):		
Sample Result:		
Sample Result 2 Sigma CSU (pCi/L, g, F):		
Sample Matrix Spike Result:		
Matrix Spike Result 2 Sigma CSU (pCi/L, g, F):		
Sample Matrix Spike Duplicate Result:		
Matrix Spike Duplicate Result 2 Sigma CSU (pCi/L, g, F):		
MS Numerical Performance Indicator:		
MSD Numerical Performance Indicator:		
MS Percent Recovery:		
MSD Percent Recovery:		
MS Status vs Numerical Indicator:		
MSD Status vs Numerical Indicator:		
MS Status vs Recovery:		
MSD Status vs Recovery:		
MS/MSD Upper % Recovery Limits:		
MS/MSD Lower % Recovery Limits:		

Duplicate Sample Assessment		
Sample I.D.:	LCS82771	Enter Duplicate sample IDs if other than LCS/LCSD in the space below.
Duplicate Sample I.D.	LCSD82771	
Sample Result (pCi/L, g, F):	5.409	
Sample Result 2 Sigma CSU (pCi/L, g, F):	1.170	
Sample Duplicate Result (pCi/L, g, F):	5.590	
Sample Duplicate Result 2 Sigma CSU (pCi/L, g, F):	1.192	
Are sample and/or duplicate results below RL?	NO	
Duplicate Numerical Performance Indicator:	-0.213	
(Based on the LCS/LCSD Percent Recoveries) Duplicate RPD:	2.84%	
Duplicate Status vs Numerical Indicator:	Pass	
Duplicate Status vs RPD:	Pass	
% RPD Limit:	36%	

Matrix Spike/Matrix Spike Duplicate Sample Assessment		
Sample I.D.		
Sample MS I.D.		
Sample MSD I.D.		
Sample Matrix Spike Result:		
Matrix Spike Result 2 Sigma CSU (pCi/L, g, F):		
Sample Matrix Spike Duplicate Result:		
Matrix Spike Duplicate Result 2 Sigma CSU (pCi/L, g, F):		
Duplicate Numerical Performance Indicator:		
(Based on the Percent Recoveries) MS/ MSD Duplicate RPD:		
MS/ MSD Duplicate Status vs Numerical Indicator:		
MS/ MSD Duplicate Status vs RPD:		
% RPD Limit:		

Evaluation of duplicate precision is not applicable if either the sample or duplicate results are below the MDC.

Comments:

12/20/24

Suc 12/20/24

Quality Control Sample Performance Assessment

Pace Analytical™
www.pacelabs.com

Test:	Ra-226
Analyst:	SLC
Date:	12/16/2024
Worklist:	82772
Matrix:	W

Analyst Must Manually Enter All Fields Highlighted in Yellow.

Method Blank Assessment	
MB Sample ID	3482804
MB concentration:	0.158
M/B 2 Sigma CSU:	0.165
MB MDC:	0.328
MB Numerical Performance Indicator:	1.87
MB Status vs Numerical Indicator:	Pass
MB Status vs. MDC:	N/A

Laboratory Control Sample Assessment	LCSD (Y or N)?	Y
	LCS82772	LCSD82772
Count Date:	12/19/2024	12/19/2024
Spike I.D.:	23-014	23-014
Decay Corrected Spike Concentration (pCi/mL):	25.017	25.017
Volume Used (mL):	0.10	0.10
Aliquot Volume (L, g, F):	0.503	0.500
Target Conc. (pCi/L, g, F):	4.971	5.002
Uncertainty (Calculated):	0.234	0.235
Result (pCi/L, g, F):	5.100	5.165
LCS/LCSD 2 Sigma CSU (pCi/L, g, F):	0.981	0.995
Numerical Performance Indicator:	0.25	0.31
Percent Recovery:	102.59%	103.26%
Status vs Numerical Indicator:	Pass	Pass
Status vs Recovery:	N/A	N/A
Upper % Recovery Limits:	125%	125%
Lower % Recovery Limits:	75%	75%

Sample Matrix Spike Control Assessment	MS/MSD 1	MS/MSD 2
Sample Collection Date:		
Sample I.D.		
Sample MS I.D.		
Sample MSD I.D.		
Spike I.D.:		
MS/MSD Decay Corrected Spike Concentration (pCi/mL):		
Spike Volume Used in MS (mL):		
Spike Volume Used in MSD (mL):		
MS Aliquot (L, g, F):		
MS Target Conc.(pCi/L, g, F):		
MSD Aliquot (L, g, F):		
MSD Target Conc. (pCi/L, g, F):		
MS Spike Uncertainty (calculated):		
MSD Spike Uncertainty (calculated):		
Sample Result:		
Sample Result 2 Sigma CSU (pCi/L, g, F):		
Sample Matrix Spike Result:		
Matrix Spike Result 2 Sigma CSU (pCi/L, g, F):		
Sample Matrix Spike Duplicate Result:		
Matrix Spike Duplicate Result 2 Sigma CSU (pCi/L, g, F):		
MS Numerical Performance Indicator:		
MSD Numerical Performance Indicator:		
MS Percent Recovery:		
MSD Percent Recovery:		
MS Status vs Numerical Indicator:		
MSD Status vs Numerical Indicator:		
MS Status vs Recovery:		
MSD Status vs Recovery:		
MS/MSD Upper % Recovery Limits:		
MS/MSD Lower % Recovery Limits:		

Duplicate Sample Assessment	
Sample I.D.:	LCS82772
Duplicate Sample I.D.	LCSD82772
Sample Result (pCi/L, g, F):	5.100
Sample Result 2 Sigma CSU (pCi/L, g, F):	0.981
Sample Duplicate Result (pCi/L, g, F):	5.165
Sample Duplicate Result 2 Sigma CSU (pCi/L, g, F):	0.995
Are sample and/or duplicate results below RL?	NO
Duplicate Numerical Performance Indicator:	-0.092
(Based on the LCS/LCSD Percent Recoveries) Duplicate RPD:	0.65%
Duplicate Status vs Numerical Indicator:	Pass
Duplicate Status vs RPD:	N/A
% RPD Limit:	25%

Matrix Spike/Matrix Spike Duplicate Sample Assessment		
Sample I.D.		
Sample MS I.D.		
Sample MSD I.D.		
Sample Matrix Spike Result:		
Matrix Spike Result 2 Sigma CSU (pCi/L, g, F):		
Sample Matrix Spike Duplicate Result:		
Matrix Spike Duplicate Result 2 Sigma CSU (pCi/L, g, F):		
Duplicate Numerical Performance Indicator:		
(Based on the Percent Recoveries) MS/ MSD Duplicate RPD:		
MS/ MSD Duplicate Status vs Numerical Indicator:		
MS/ MSD Duplicate Status vs RPD:		
% RPD Limit:		

Evaluation of duplicate precision is not applicable if either the sample or duplicate results are below the MDC.

Comments:

SLC 12/20/24

LAM 12/20/24

Page 18 of 18

Pre-Design Investigation Events
January – December 2024

Pace Analytical Services, LLC
9800 Kincey Ave. Suite 100
Huntersville, NC 28078
(704)875-9092

February 06, 2024

Kristen Jurinko
Southern Co.
241 Ralph McGill Blvd NE
Bin 10160
Atlanta, GA 30308

RE: Project: Bowen AP-1 (CCR-CA)
Pace Project No.: 92711046

Dear Kristen Jurinko:

Enclosed are the analytical results for sample(s) received by the laboratory on January 31, 2024. The results relate only to the samples included in this report. Results reported herein conform to the applicable TNI/NELAC Standards and the laboratory's Quality Manual, where applicable, unless otherwise noted in the body of the report.

The test results provided in this final report were generated by each of the following laboratories within the Pace Network:

- Pace Analytical Services - Peachtree Corners, GA

If you have any questions concerning this report, please feel free to contact me.

Sincerely,

Bonnie Vang
bonnie.vang@pacelabs.com
704-977-0968
Project Manager

Enclosures

cc: Whitney Law, Geosyntec
Laura Midkiff, Southern Co.
Caroline Nelson, Geosyntec
Anthony Szwast, Geosyntec

This report shall not be reproduced, except in full,
without the written consent of Pace Analytical Services, LLC.

Pace Analytical Services, LLC
9800 Kincey Ave. Suite 100
Huntersville, NC 28078
(704)875-9092

CERTIFICATIONS

Project: Bowen AP-1 (CCR-CA)
Pace Project No.: 92711046

Pace Analytical Services Peachtree Corners
110 Technology Pkwy, Peachtree Corners, GA 30092
Florida DOH Certification #: E87315
Georgia DW Inorganics Certification #: 812
North Carolina Certification #: 381
South Carolina Certification #: 98011001
Virginia Certification #: 460204

REPORT OF LABORATORY ANALYSIS

This report shall not be reproduced, except in full,
without the written consent of Pace Analytical Services, LLC.

Pace Analytical Services, LLC
9800 Kincey Ave. Suite 100
Huntersville, NC 28078
(704)875-9092

SAMPLE SUMMARY

Project: Bowen AP-1 (CCR-CA)
Pace Project No.: 92711046

Lab ID	Sample ID	Matrix	Date Collected	Date Received
92711046001	**BOW-PT-03**	Water	01/30/24 12:16	01/31/24 10:40
92711046002	**BOW-AP1-FD-01**	Water	01/30/24 00:00	01/31/24 10:40
92711046003	**BOW-AP1-FB-01**	Water	01/30/24 15:46	01/31/24 10:40
92711046004	**BOW-AP1-EB-01**	Water	01/30/24 15:52	01/31/24 10:40

REPORT OF LABORATORY ANALYSIS

This report shall not be reproduced, except in full,
without the written consent of Pace Analytical Services, LLC.

Pace Analytical Services, LLC
9800 Kincey Ave. Suite 100
Huntersville, NC 28078
(704)875-9092

SAMPLE ANALYTE COUNT

Project: Bowen AP-1 (CCR-CA)
Pace Project No.: 92711046

Lab ID	Sample ID	Method	Analysts	Analytes Reported
92711046001	**BOW-PT-03**	EPA 6020B	MT1	2
92711046002	**BOW-AP1-FD-01**	EPA 6020B	MT1	2
92711046003	**BOW-AP1-FB-01**	EPA 6020B	MT1	2
92711046004	**BOW-AP1-EB-01**	EPA 6020B	MT1	2

PASI-GA = Pace Analytical Services - Peachtree Corners, GA

This report shall not be reproduced, except in full,
without the written consent of Pace Analytical Services, LLC.

Pace Analytical Services, LLC
9800 Kincey Ave. Suite 100
Huntersville, NC 28078
(704)875-9092

SUMMARY OF DETECTION

Project: Bowen AP-1 (CCR-CA)
Pace Project No.: 92711046

Lab Sample ID / Method	Client Sample ID / Parameters	Result	Units	Report Limit	Analyzed	Qualifiers
92711046001	**BOW-PT-03**					
EPA 6020B	Boron	4.5	mg/L	0.040	02/01/24 18:31	
EPA 6020B	Cobalt	0.0015J	mg/L	0.0050	02/01/24 18:31	
92711046002	**BOW-AP1-FD-01**					
EPA 6020B	Boron	4.5	mg/L	0.040	02/01/24 18:35	
EPA 6020B	Cobalt	0.0016J	mg/L	0.0050	02/01/24 18:35	
92711046003	**BOW-AP1-FB-01**					
EPA 6020B	Boron	0.012J	mg/L	0.040	02/01/24 18:46	

REPORT OF LABORATORY ANALYSIS

This report shall not be reproduced, except in full,
without the written consent of Pace Analytical Services, LLC.

Pace Analytical Services, LLC
9800 Kincey Ave. Suite 100
Huntersville, NC 28078
(704)875-9092

ANALYTICAL RESULTS

Project: Bowen AP-1 (CCR-CA)
Pace Project No.: 92711046

Sample: BOW-PT-03 **Lab ID: 92711046001** Collected: 01/30/24 12:16 Received: 01/31/24 10:40 Matrix: Water

Parameters	Results	Units	Report Limit	MDL	DF	Prepared	Analyzed	CAS No.	Qual
6020 MET ICPMS	Analytical Method: EPA 6020B Preparation Method: EPA 3005A Pace Analytical Services - Peachtree Corners, GA								
Boron	**4.5**	mg/L	0.040	0.012	1	02/01/24 10:22	02/01/24 18:31	7440-42-8	
Cobalt	**0.0015J**	mg/L	0.0050	0.00032	1	02/01/24 10:22	02/01/24 18:31	7440-48-4	

REPORT OF LABORATORY ANALYSIS

This report shall not be reproduced, except in full,
without the written consent of Pace Analytical Services, LLC.

Pace Analytical Services, LLC
9800 Kincey Ave. Suite 100
Huntersville, NC 28078
(704)875-9092

ANALYTICAL RESULTS

Project: Bowen AP-1 (CCR-CA)
Pace Project No.: 92711046

Sample: BOW-AP1-FD-01 **Lab ID: 92711046002** Collected: 01/30/24 00:00 Received: 01/31/24 10:40 Matrix: Water

Parameters	Results	Units	Report Limit	MDL	DF	Prepared	Analyzed	CAS No.	Qual
6020 MET ICPMS	Analytical Method: EPA 6020B Preparation Method: EPA 3005A Pace Analytical Services - Peachtree Corners, GA								
Boron	**4.5**	mg/L	0.040	0.012	1	02/01/24 10:22	02/01/24 18:35	7440-42-8	
Cobalt	**0.0016J**	mg/L	0.0050	0.00032	1	02/01/24 10:22	02/01/24 18:35	7440-48-4	

REPORT OF LABORATORY ANALYSIS

This report shall not be reproduced, except in full,
without the written consent of Pace Analytical Services, LLC.

Pace Analytical Services, LLC
9800 Kincey Ave. Suite 100
Huntersville, NC 28078
(704)875-9092

ANALYTICAL RESULTS

Project: Bowen AP-1 (CCR-CA)
Pace Project No.: 92711046

Sample: BOW-AP1-FB-01 **Lab ID: 92711046003** Collected: 01/30/24 15:46 Received: 01/31/24 10:40 Matrix: Water

Parameters	Results	Units	Report Limit	MDL	DF	Prepared	Analyzed	CAS No.	Qual
6020 MET ICPMS	Analytical Method: EPA 6020B Preparation Method: EPA 3005A Pace Analytical Services - Peachtree Corners, GA								
Boron	**0.012J**	mg/L	0.040	0.012	1	02/01/24 10:22	02/01/24 18:46	7440-42-8	
Cobalt	ND	mg/L	0.0050	0.00032	1	02/01/24 10:22	02/01/24 18:46	7440-48-4	

REPORT OF LABORATORY ANALYSIS

This report shall not be reproduced, except in full,
without the written consent of Pace Analytical Services, LLC.

Pace Analytical Services, LLC
9800 Kincey Ave. Suite 100
Huntersville, NC 28078
(704)875-9092

ANALYTICAL RESULTS

Project: Bowen AP-1 (CCR-CA)
Pace Project No.: 92711046

Sample: BOW-AP1-EB-01 **Lab ID: 92711046004** Collected: 01/30/24 15:52 Received: 01/31/24 10:40 Matrix: Water

Parameters	Results	Units	Report Limit	MDL	DF	Prepared	Analyzed	CAS No.	Qual
6020 MET ICPMS	Analytical Method: EPA 6020B Preparation Method: EPA 3005A Pace Analytical Services - Peachtree Corners, GA								
Boron	ND	mg/L	0.040	0.012	1	02/01/24 10:22	02/01/24 18:50	7440-42-8	
Cobalt	ND	mg/L	0.0050	0.00032	1	02/01/24 10:22	02/01/24 18:50	7440-48-4	

REPORT OF LABORATORY ANALYSIS

This report shall not be reproduced, except in full,
without the written consent of Pace Analytical Services, LLC.

Pace Analytical Services, LLC
9800 Kincey Ave. Suite 100
Huntersville, NC 28078
(704)875-9092

QUALITY CONTROL DATA

Project: Bowen AP-1 (CCR-CA)
Pace Project No.: 92711046

QC Batch: 829343
QC Batch Method: EPA 3005A
Analysis Method: EPA 6020B
Analysis Description: 6020 MET
Laboratory: Pace Analytical Services - Peachtree Corners, GA
Associated Lab Samples: 92711046001, 92711046002, 92711046003, 92711046004

METHOD BLANK: 4286710 Matrix: Water
Associated Lab Samples: 92711046001, 92711046002, 92711046003, 92711046004

Parameter	Units	Blank Result	Reporting Limit	MDL	Analyzed	Qualifiers
Boron	mg/L	ND	0.040	0.012	02/01/24 18:02	
Cobalt	mg/L	ND	0.0050	0.00032	02/01/24 18:02	

LABORATORY CONTROL SAMPLE: 4286711

Parameter	Units	Spike Conc.	LCS Result	LCS % Rec	% Rec Limits	Qualifiers
Boron	mg/L	1	0.98	98	80-120	
Cobalt	mg/L	0.1	0.10	100	80-120	

MATRIX SPIKE & MATRIX SPIKE DUPLICATE: 4286712 4286713

Parameter	Units	92710878001 Result	MS Spike Conc.	MSD Spike Conc.	MS Result	MSD Result	MS % Rec	MSD % Rec	% Rec Limits	RPD	Max RPD	Qual
Boron	mg/L	1.6	1	1	2.5	2.4	93	84	75-125	4	20	
Cobalt	mg/L	0.0022J	0.1	0.1	0.11	0.10	105	101	75-125	4	20	

Results presented on this page are in the units indicated by the "Units" column except where an alternate unit is presented to the right of the result.

REPORT OF LABORATORY ANALYSIS

This report shall not be reproduced, except in full,
without the written consent of Pace Analytical Services, LLC.

Pace Analytical Services, LLC
9800 Kincey Ave. Suite 100
Huntersville, NC 28078
(704)875-9092

QUALIFIERS

Project: Bowen AP-1 (CCR-CA)
Pace Project No.: 92711046

DEFINITIONS

DF - Dilution Factor, if reported, represents the factor applied to the reported data due to dilution of the sample aliquot.

ND - Not Detected at or above adjusted reporting limit.

TNTC - Too Numerous To Count

J - Estimated concentration above the adjusted method detection limit and below the adjusted reporting limit.

MDL - Adjusted Method Detection Limit.

PQL - Practical Quantitation Limit.

RL - Reporting Limit - The lowest concentration value that meets project requirements for quantitative data with known precision and bias for a specific analyte in a specific matrix.

S - Surrogate

1,2-Diphenylhydrazine decomposes to and cannot be separated from Azobenzene using Method 8270. The result for each analyte is a combined concentration.

Consistent with EPA guidelines, unrounded data are displayed and have been used to calculate % recovery and RPD values.

LCS(D) - Laboratory Control Sample (Duplicate)

MS(D) - Matrix Spike (Duplicate)

DUP - Sample Duplicate

RPD - Relative Percent Difference

NC - Not Calculable.

SG - Silica Gel - Clean-Up

U - Indicates the compound was analyzed for, but not detected.

Acid preservation may not be appropriate for 2 Chloroethylvinyl ether.

A separate vial preserved to a pH of 4-5 is recommended in SW846 Chapter 4 for the analysis of Acrolein and Acrylonitrile by EPA Method 8260.

N-Nitrosodiphenylamine decomposes and cannot be separated from Diphenylamine using Method 8270. The result reported for each analyte is a combined concentration.

Reported results are not rounded until the final step prior to reporting. Therefore, calculated parameters that are typically reported as "Total" may vary slightly from the sum of the reported component parameters.

Pace Analytical is TNI accredited. Contact your Pace PM for the current list of accredited analytes.

TNI - The NELAC Institute.

This report shall not be reproduced, except in full,
without the written consent of Pace Analytical Services, LLC.

Pace Analytical Services, LLC
9800 Kincey Ave. Suite 100
Huntersville, NC 28078
(704)875-9092

QUALITY CONTROL DATA CROSS REFERENCE TABLE

Project: Bowen AP-1 (CCR-CA)
Pace Project No.: 92711046

Lab ID	Sample ID	QC Batch Method	QC Batch	Analytical Method	Analytical Batch
92711046001	**BOW-PT-03**	EPA 3005A	829343	EPA 6020B	829504
92711046002	**BOW-AP1-FD-01**	EPA 3005A	829343	EPA 6020B	829504
92711046003	**BOW-AP1-FB-01**	EPA 3005A	829343	EPA 6020B	829504
92711046004	**BOW-AP1-EB-01**	EPA 3005A	829343	EPA 6020B	829504

This report shall not be reproduced, except in full,
without the written consent of Pace Analytical Services, LLC.

DC#_Title: ENV-FRM-HUNT-0083 v03_Sample Condition Upon Receipt

Effective Date: 11/29/2023

Laboratory receiving samples:
Asheville ☐ Eden ☐ Greenwood ☐ Huntersville ☐ Raleigh ☐ Mechanicsville ☐ Atlanta ☑ Kernersville ☐

Sample Condition Upon Receipt

Client Name: Georgia Power - Bowen

Project #: WO# : 92711046

92711046

Courier: ☐ Commercial ☐ Fed Ex ☐ UPS ☐ USPS ☑ Pace ☐ Client ☐ Other:____

Custody Seal Present? ☐ Yes ☑ No **Seals Intact?** ☐ Yes ☐ No ☑ N/A

Date/Initials Person Examining Contents: SG 1/31/24

Packing Material: ☑ Bubble Wrap ☐ Bubble Bags ☐ None ☐ Other

Biological Tissue Frozen? ☐ Yes ☐ No ☑ N/A

Thermometer: ☑ IR Gun ID: 214

Type of Ice: ☑ Wet ☐ Blue ☐ None

Cooler Temp: +1.3 **Correction Factor:** Add/Subtract (°C) ~~+0.2~~ -0.1 SG 1/31/24

Cooler Temp Corrected (°C): 4.2

Temp should be above freezing to 6°C
☐ Samples out of temp criteria. Samples on ice, cooling process has begun

USDA Regulated Soil (☐ N/A, water sample)
Did samples originate in a quarantine zone within the United States: CA, NY, or SC (check maps)? ☐ Yes ☐ No

Did samples originate from a foreign source (internationally, including Hawaii and Puerto Rico)? ☐ Yes ☐ No

				Comments/Discrepancy:
Chain of Custody Present?	☑ Yes	☐ No	☐ N/A	1.
Samples Arrived within Hold Time?	☑ Yes	☐ No	☐ N/A	2.
Short Hold Time Analysis (<72 hr.)?	☐ Yes	☑ No	☐ N/A	3.
Rush Turn Around Time Requested?	☐ Yes	☑ No	☐ N/A	4.
Sufficient Volume?	☑ Yes	☐ No	☐ N/A	5.
Correct Containers Used?	☑ Yes	☐ No	☐ N/A	6.
-Pace Containers Used?	☑ Yes	☐ No	☐ N/A	
Containers Intact?	☑ Yes	☐ No	☐ N/A	7.
Dissolved analysis: Samples Field Filtered?	☐ Yes	☐ No	☑ N/A	8.
Sample Labels Match COC?	☑ Yes	☐ No	☐ N/A	9.
-Includes Date/Time/ID/Analysis Matrix: WQ				
Headspace in VOA Vials (>5-6mm)?	☐ Yes	☐ No	☑ N/A	10.
Trip Blank Present?	☐ Yes	☐ No	☑ N/A	11.
Trip Blank Custody Seals Present?	☐ Yes	☐ No	☑ N/A	

Field Data Required? ☐ Yes ☐ No

COMMENTS/SAMPLE DISCREPANCY

Many Samples listed on CoC but not present in cooler
- Second Bow-AP1-FB-01 Seems to be a mistake the correct one should be Bow-AP1-EB-01

Lot ID of split containers:

CLIENT NOTIFICATION/RESOLUTION

Person contacted: _____ Date/Time: _____

Project Manager SCURF Review: _____ **Date:** _____

Project Manager SRF Review: _____ **Date:** _____

WO#: 92711046

PM: BV Due Date: 02/07/24

CLIENT: 92-GP-BOWLF

*Check mark top half of box if pH and/or dechlorination is verified and within the acceptance range for preservation samples.

Exceptions: VOA, Coliform, TOC, Oil and Grease, DRO/8015 (water) DOC, LLHg

**Bottom half of box is to list number of bottles

***Check all unpreserved Nitrates for chlorine

Project #

Item#	BP4U-125 mL Plastic Unpreserved (N/A) (Cl-)	BP3U-250 mL Plastic Unpreserved (N/A)	BP2U-500 mL Plastic Unpreserved (N/A)	BP1U-1 liter Plastic Unpreserved (N/A)	BP4S-125 mL Plastic H2SO4 (pH < 2) (Cl-)	BP3N-250 mL plastic HNO3 (pH < 2)	BP4Z-125 mL Plastic ZN Acetate & NaOH (>9)	BP4B-125 mL Plastic NaOH (pH > 12) (Cl-)	WGFU-Wide-mouthed Glass jar Unpreserved	AG1U-1 liter Amber Unpreserved (N/A) (Cl-)	AG1H-1 liter Amber HCl (pH < 2)	AG3U-250 mL Amber Unpreserved (N/A) (Cl-)	AG1S-1 liter Amber H2SO4 (pH < 2)	AG3S-250 mL Amber H2SO4 (pH < 2)	DG94-40 mL Amber NH4Cl (N/A)(Cl-)	DG9H-40 mL VOA HCl (N/A)	VG9T-40 mL VOA Na2S2O3 (N/A)	VG9U-40 mL VOA Unpreserved (N/A)	DG9V-40 mL VOA H3PO4 (N/A)	KP7U-50 mL Plastic Unpreserved (N/A)	V/GK (3 vials per kit)-VPH/Gas kit (N/A)	SP5T-125 mL Sterile Plastic (N/A – lab)	SP2T-250 mL Sterile Plastic (N/A – lab)		BP3R-250 mL Plastic (NH2)2SO4 (9.3-9.7)	AG0U-100 mL Amber Unpreserved (N/A) (Cl-)	VSGU-20 mL Scintillation vials (N/A)	DG9U-40 mL Amber Unpreserved vials (N/A)
1	\				\	1	\	\			\		\	\	\										\	\			
2	\				\	1	\	\			\		\	\	\										\	\			
3	\				\	1	\	\			\		\	\	\										\	\			
4	\				\	1	\	\			\		\	\	\										\	\			
5	\				\	\	\	\			\		\	\	\										\	\			
6	\				\	\	\	\			\		\	\	\										\	\			
7	\				\	\	\	\			\		\	\	\										\	\			
8	\				\	\	\	\			\		\	\	\										\	\			
9	\				\	\	\	\			\		\	\	\										\	\			
10	\				\	\	\	\			\		\	\	\										\	\			
11	\				\	\	\	\			\		\	\	\										\	\			
12	\				\	\	\	\			\		\	\	\										\	\			

pH Adjustment Log for Preserved Samples

Sample ID	Type of Preservative	pH upon receipt	Date preservation adjusted	Time preservation adjusted	Amount of Preservative added	Lot #

Note: Whenever there is a discrepancy affecting North Carolina compliance samples, a copy of this form will be sent to the North Carolina DENR Certification Office (i.e. Out of hold, incorrect preservative, out of temp, incorrect containers.

Pace® Location Requested (City/State):

Pace Analytical Charlotte
5800 Kincey Ave. Suite 100, Huntersville, NC 28078

CHAIN-OF-CUSTODY Analytical Request Document

Chain-of-Custody is a LEGAL DOCUMENT - Complete all relevant fields

LAB USE ONLY- Affix Workorder/Login Label Here

Scan QR Code for instructions

Company Name: Georgia Power - Bowen	Contact/Report To: Kristen Jurinko, Anthony Szwast
Street Address: 241 Ralph McGill Blvd NE, Atlanta, GA 30308	Phone #: (470) 217-0008
	E-Mail: knjurink@southernco.com
	Cc E-Mail: Laura Midkiff, Ben Hodges, Mike Smilley, Noelia Gangi
Customer Project #:	Invoice to: Account Payable
Project Name: Bowen AP-1	Invoice E-mail: georgiapowerinvoices@southernco.com
Site Collection Info/Facility ID (as applicable):	Purchase Order # (if applicable): GPC82474-0007
	Quote #:
Time Zone Collected: [ ] AK [ ] PT [ ] MT [ ] CT [X] ET	County / State origin of sample(s): Georgia
Data Deliverables: [ ] Level II [ ] Level III [ ] Level IV [ ] EQUIS [ ] Other	Regulatory Program (DW, RCRA, etc.) as applicable: Reportable [ ] Yes [ ] No
	Rush (Pre-approval required): [ ] Same Day [ ] 1 Day [ ] 2 Day [ ] 3 Day Other 5 DAY RUSH
	Date Results Requested:
	DW PWSID # or WW Permit # as applicable:
	Field Filtered (if applicable): [ ] Yes [ ] No
	Analysis:

* Matrix Codes (Insert in Matrix box below): Drinking Water (DW), Ground Water (GW), Wastewater (WW), Product (P), Soil/Solid (SS), Oil (OL), Wipe (WP), Tissue (TS), Bioassay (B), Vapor (V), Surface Water (SW), Sediment (SED), Sludge (SL), Caulk (CK), Leachate (LL), Biosolid (BS), Other (OT)

Customer Sample ID	Matrix *	Comp / Grab	Composite Start Date	Composite Start Time	Collected or Composite End Date	Collected or Composite End Time	# Cont.	Residual Chlorine Result	Residual Chlorine Units	Boron, Cobalt	Sample Comment
BOW-PT-02	WG	G					1			X	00
BOW-PT-03	WG	G			1/30/24	1226	1			X	001
BOW-AP1-FD-01	WG	G			1/30/24	—	1			X	002
BOW-AP1-FB-01	WQ	G			1/30/24	1546	1			X	003
BOW-AP1-FB-01	WQ	G			1/30/24	1557	1			X	004
BOW-AP1-EB-	WQ	G					1			X	
BOW-AP1-EB-	WQ	G					1			X	

Specify Container Size **: 3

Identify Container Preservative Type***: 2

Analysis Requested

**Container Size: (1) 1L, (2) 500mL, (3) 250mL, (4) 125mL, (5) 100mL, (6) 40mL vial, (7) EnCore, (8) TerraCore, (9) 90mL, (10) Other

*** Preservative Types: (1) None, (2) HNO3, (3) H2SO4, (4) HCl, (5) NaOH, (6) Zn Acetate, (7) NaHSO4, (8) Sod. Thiosulfate, (9) Ascorbic Acid, (10) MeOH, (11) Other

Lab Use Only

Proj. Mgr: Bonnie Vang

AcctNum / Client ID:

Table #:

Profile / Template: 16507

Prelog / Bottle Ord. ID: EZ 3057871

Preservation non-conformance identified for sample.

Additional Instructions from Pace®:
Task Code: BOW-CCR-CA-20240209

Collected By:
Printed Name: Kevin Stephenson, William Leaker, Jay Siewert
Signature:
Resolute Environmental

Customer Remarks / Special Conditions / Possible Hazards:

Coolers: Thermometer ID: Correction Factor (°C): Obs. Temp. (°C): Corrected Temp. (°C): [ ] On Ice

Relinquished by/Company: (Signature)	Date/Time:	Received by/Company: (Signature)	Date/Time:	Tracking Number:
	1/31/24 1040	Ryan Williams / Pace	1/31/24 1040	
Relinquished by/Company: (Signature)	Date/Time:	Received by/Company: (Signature)	Date/Time:	Delivered by: [ ] In-Person [ ] Courier
Ryan Williams / Pace	1/31/24 1325	- Pace	1/31/24 13:25	[ ] FedEx [ ] UPS [ ] Other
Relinquished by/Company: (Signature)	Date/Time:	Received by/Company: (Signature)	Date/Time:	Page: 1 of 1
Relinquished by/Company: (Signature)	Date/Time:	Received by/Company: (Signature)	Date/Time:	

Submitting a sample via this chain of custody constitutes acknowledgment and acceptance of the Pace® Terms and Conditions found at https://www.pacelabs.com/resource-library/resource/pace-terms-and-conditions/

Pace Analytical Services, LLC
9800 Kincey Ave. Suite 100
Huntersville, NC 28078
(704)875-9092

February 20, 2024

Kristen Jurinko
Southern Co.
241 Ralph McGill Blvd NE
Bin 10160
Atlanta, GA 30308

RE: Project: Bown AP-1 (CA)
Pace Project No.: 92712824

Dear Kristen Jurinko:

Enclosed are the analytical results for sample(s) received by the laboratory on February 09, 2024. The results relate only to the samples included in this report. Results reported herein conform to the applicable TNI/NELAC Standards and the laboratory's Quality Manual, where applicable, unless otherwise noted in the body of the report.

The test results provided in this final report were generated by each of the following laboratories within the Pace Network:

- Pace Analytical Services - Peachtree Corners, GA

If you have any questions concerning this report, please feel free to contact me.

Sincerely,

Bonnie Vang
bonnie.vang@pacelabs.com
704-977-0968
Project Manager

Enclosures

cc: Whitney Law, Geosyntec
Laura Midkiff, Southern Co.
Caroline Nelson, Geosyntec
Anthony Szwast, Geosyntec

This report shall not be reproduced, except in full,
without the written consent of Pace Analytical Services, LLC.

Pace Analytical Services, LLC
9800 Kincey Ave. Suite 100
Huntersville, NC 28078
(704)875-9092

CERTIFICATIONS

Project: Bown AP-1 (CA)
Pace Project No.: 92712824

Pace Analytical Services Peachtree Corners
110 Technology Pkwy, Peachtree Corners, GA 30092
Florida DOH Certification #: E87315
Georgia DW Inorganics Certification #: 812
North Carolina Certification #: 381
South Carolina Certification #: 98011001
Virginia Certification #: 460204

REPORT OF LABORATORY ANALYSIS

This report shall not be reproduced, except in full,
without the written consent of Pace Analytical Services, LLC.

Pace Analytical Services, LLC
9800 Kincey Ave. Suite 100
Huntersville, NC 28078
(704)875-9092

SAMPLE SUMMARY

Project: Bown AP-1 (CA)
Pace Project No.: 92712824

Lab ID	Sample ID	Matrix	Date Collected	Date Received
92712824001	**BOW-PT-02**	Water	02/08/24 14:03	02/09/24 12:47

REPORT OF LABORATORY ANALYSIS

This report shall not be reproduced, except in full,
without the written consent of Pace Analytical Services, LLC.

Pace Analytical Services, LLC
9800 Kincey Ave. Suite 100
Huntersville, NC 28078
(704)875-9092

SAMPLE ANALYTE COUNT

Project: Bown AP-1 (CA)
Pace Project No.: 92712824

Lab ID	Sample ID	Method	Analysts	Analytes Reported
92712824001	**BOW-PT-02**	EPA 6020B	MT1	2

PASI-GA = Pace Analytical Services - Peachtree Corners, GA

REPORT OF LABORATORY ANALYSIS

This report shall not be reproduced, except in full,
without the written consent of Pace Analytical Services, LLC.

Pace Analytical Services, LLC
9800 Kincey Ave. Suite 100
Huntersville, NC 28078
(704)875-9092

SUMMARY OF DETECTION

Project: Bown AP-1 (CA)
Pace Project No.: 92712824

Lab Sample ID / Method	Client Sample ID / Parameters	Result	Units	Report Limit	Analyzed	Qualifiers
92712824001	**BOW-PT-02**					
EPA 6020B	Boron	14.3	mg/L	2.0	02/19/24 13:02	
EPA 6020B	Cobalt	0.0043J	mg/L	0.0050	02/16/24 18:04	

REPORT OF LABORATORY ANALYSIS

This report shall not be reproduced, except in full,
without the written consent of Pace Analytical Services, LLC.

Pace Analytical Services, LLC
9800 Kincey Ave. Suite 100
Huntersville, NC 28078
(704)875-9092

ANALYTICAL RESULTS

Project: Bown AP-1 (CA)
Pace Project No.: 92712824

Sample: BOW-PT-02 **Lab ID: 92712824001** Collected: 02/08/24 14:03 Received: 02/09/24 12:47 Matrix: Water

Parameters	Results	Units	Report Limit	MDL	DF	Prepared	Analyzed	CAS No.	Qual
6020 MET ICPMS	Analytical Method: EPA 6020B Preparation Method: EPA 3005A Pace Analytical Services - Peachtree Corners, GA								
Boron	**14.3**	mg/L	2.0	0.60	50	02/10/24 10:55	02/19/24 13:02	7440-42-8	
Cobalt	**0.0043J**	mg/L	0.0050	0.00032	1	02/10/24 10:55	02/16/24 18:04	7440-48-4	

REPORT OF LABORATORY ANALYSIS

This report shall not be reproduced, except in full,
without the written consent of Pace Analytical Services, LLC.

Pace Analytical Services, LLC
9800 Kincey Ave. Suite 100
Huntersville, NC 28078
(704)875-9092

QUALITY CONTROL DATA

Project: Bown AP-1 (CA)
Pace Project No.: 92712824

QC Batch: 831526
QC Batch Method: EPA 3005A
Analysis Method: EPA 6020B
Analysis Description: 6020 MET
Laboratory: Pace Analytical Services - Peachtree Corners, GA
Associated Lab Samples: 92712824001

METHOD BLANK: 4297535 Matrix: Water
Associated Lab Samples: 92712824001

Parameter	Units	Blank Result	Reporting Limit	MDL	Analyzed	Qualifiers
Boron	mg/L	ND	0.040	0.012	02/16/24 15:41	
Cobalt	mg/L	ND	0.0050	0.00032	02/16/24 15:41	

LABORATORY CONTROL SAMPLE: 4297536

Parameter	Units	Spike Conc.	LCS Result	LCS % Rec	% Rec Limits	Qualifiers
Boron	mg/L	1	1.1	106	80-120	
Cobalt	mg/L	0.1	0.095	95	80-120	

MATRIX SPIKE & MATRIX SPIKE DUPLICATE: 4297537 4297538

Parameter	Units	92711015034 Result	MS Spike Conc.	MSD Spike Conc.	MS Result	MSD Result	MS % Rec	MSD % Rec	% Rec Limits	RPD	Max RPD	Qual
Boron	mg/L	0.016J	1	1	1.1	1.1	111	108	75-125	2	20	
Cobalt	mg/L	0.00095J	0.1	0.1	0.099	0.10	98	99	75-125	0	20	

Results presented on this page are in the units indicated by the "Units" column except where an alternate unit is presented to the right of the result.

REPORT OF LABORATORY ANALYSIS

This report shall not be reproduced, except in full,
without the written consent of Pace Analytical Services, LLC.

Pace Analytical Services, LLC
9800 Kincey Ave. Suite 100
Huntersville, NC 28078
(704)875-9092

QUALIFIERS

Project: Bown AP-1 (CA)
Pace Project No.: 92712824

DEFINITIONS

DF - Dilution Factor, if reported, represents the factor applied to the reported data due to dilution of the sample aliquot.

ND - Not Detected at or above adjusted reporting limit.

TNTC - Too Numerous To Count

J - Estimated concentration above the adjusted method detection limit and below the adjusted reporting limit.

MDL - Adjusted Method Detection Limit.

PQL - Practical Quantitation Limit.

RL - Reporting Limit - The lowest concentration value that meets project requirements for quantitative data with known precision and bias for a specific analyte in a specific matrix.

S - Surrogate

1,2-Diphenylhydrazine decomposes to and cannot be separated from Azobenzene using Method 8270. The result for each analyte is a combined concentration.

Consistent with EPA guidelines, unrounded data are displayed and have been used to calculate % recovery and RPD values.

LCS(D) - Laboratory Control Sample (Duplicate)

MS(D) - Matrix Spike (Duplicate)

DUP - Sample Duplicate

RPD - Relative Percent Difference

NC - Not Calculable.

SG - Silica Gel - Clean-Up

U - Indicates the compound was analyzed for, but not detected.

Acid preservation may not be appropriate for 2 Chloroethylvinyl ether.

A separate vial preserved to a pH of 4-5 is recommended in SW846 Chapter 4 for the analysis of Acrolein and Acrylonitrile by EPA Method 8260.

N-Nitrosodiphenylamine decomposes and cannot be separated from Diphenylamine using Method 8270. The result reported for each analyte is a combined concentration.

Reported results are not rounded until the final step prior to reporting. Therefore, calculated parameters that are typically reported as "Total" may vary slightly from the sum of the reported component parameters.

Pace Analytical is TNI accredited. Contact your Pace PM for the current list of accredited analytes.

TNI - The NELAC Institute.

This report shall not be reproduced, except in full,
without the written consent of Pace Analytical Services, LLC.

Pace Analytical Services, LLC
9800 Kincey Ave. Suite 100
Huntersville, NC 28078
(704)875-9092

QUALITY CONTROL DATA CROSS REFERENCE TABLE

Project: Bown AP-1 (CA)
Pace Project No.: 92712824

Lab ID	Sample ID	QC Batch Method	QC Batch	Analytical Method	Analytical Batch
92712824001	**BOW-PT-02**	EPA 3005A	831526	EPA 6020B	831589

This report shall not be reproduced, except in full,
without the written consent of Pace Analytical Services, LLC.

Pace® Location Requested (City/State):

Pace Analytical Charlotte
9800 Kincey Ave. Suite 300, Huntersville, NC 28078

CHAIN-OF-CUSTODY Analytical Request Document

Chain-of-Custody is a LEGAL DOCUMENT - Complete all relevant fields

LAB USE ONLY- Affix Workorder/Login Label Here

WO# : 92712824

92712824

Company Name: Georgia Power - Bowen	Contact/Report To: Kristen Jurinko, Anthony Szwast
Street Address: 241 Ralph McGill Blvd NE, Atlanta, GA 30308	Phone #: (470) 217-0008
	E-Mail: knjurink@southernco.com
Customer Project #:	Cc E-Mail: Laura Midkiff, Ben Hodges, Mike Smilley, Noelia Gangi
Project Name: Bowen AP-1	Invoice to: Account Payable
Site Collection Info/Facility ID (as applicable):	Invoice E-mail: georgiapowerinvoices@southernco.com
	Purchase Order # (if applicable): GPC82474-0007
Time Zone Collected: [ ] AK [ ] PT [ ] MT [ ] CT [X] ET	Quote #:
Data Deliverables: [ ] Level II [ ] Level III [ ] Level IV [ ] EQUIS [ ] Other	County / State origin of sample(s): Georgia
	Regulatory Program (DW, RCRA, etc.) as applicable: Reportable [ ] Yes [ ] No
	Rush (Pre-approval required): [ ] Same Day [ ] 1 Day [ ] 2 Day [ ] 3 Day Other _____ Date Results Requested:
	DW PWSID # or WW Permit # as applicable:
	Field Filtered (if applicable): [ ] Yes [ ] No
	Analysis:

Specify Container Size **

Identify Container Preservative Type***

Analysis Requested

(1) 500mL, (2) 250mL, (4) 125mL, (5) 100mL, (6) 40mL vial, (7) EnCore, (8) TerraCore, (9) 90mL, (10) Other

*** Preservative Types: (1) None, (2) HNO3, (3) H2SO4, (4) HCl, (5) NaOH, (6) Zn Acetate, (7) NaHSO4, (8) Sod. Thiosulfate, (9) Ascorbic Acid, (10) MeOH, (11) Other

* Matrix Codes (Insert in Matrix box below): Drinking Water (DW), Ground Water (GW), Wastewater (WW), Product (P), Soil/Solid (SS), Oil (OL), Wipe (WP), Tissue (TS), Bioassay (B), Vapor (V), Surface Water (SW), Sediment (SED), Sludge (SL), Caulk (CK), Leachate (LL), Biosolid (BS), Other (OT)

Customer Sample ID	Matrix *	Comp / Grab	Composite Start Date	Composite Start Time	Collected or Composite End Date	Collected or Composite End Time	# Cont.	Residual Chlorine Result	Residual Chlorine Units	Boron, Cobalt
BOW-PT-02	WG	G			2/8/24	1403	1			X
BOW-PT-03	WG	G					1			X
BOW-AP1-FD-01	WG	G					1			X
BOW-AP1-FB-	WQ	G					1			X
BOW-AP1-FB-	WQ	G					1			X
BOW-AP1-EB-	WQ	G					1			X
BOW-AP1-EB-	WQ	G					1			X
							1			X

Lab Use Only: Proj. Mgr: Bonnie Vang; AcctNum / Client ID:; Table #:; Profile / Template: 16507; Prelog / Bottle Ord. ID: EZ 3057871

Sample Comment

Preservation non-conformance identified for sample.

Additional Instructions from Pace®:
Task Code: BOW-CCR-CA-20240209

Collected By: Printed Name: Kevin Stephenson, William Lasker, Jay Siewert
Signature:

Resolute Environmental

Customer Remarks / Special Conditions / Possible Hazards:

Coolers: Thermometer ID: Correction Factor (°C): Obs. Temp. (°C): Corrected Temp. (°C): [ ] On Ice

	Date/Time		Date/Time
Relinquished by/Company: (Signature)	2/9/24 1247	Received by/Company: (Signature) Ryan Williams / Pace	2/9/24 1247
Relinquished by/Company: (Signature) Ryan Williams / Pace	2/9/24 1536	Received by/Company: (Signature)	2/9/24 1537
Relinquished by/Company: (Signature)	Date/Time:	Received by/Company: (Signature)	Date/Time:
Relinquished by/Company: (Signature)	Date/Time:	Received by/Company: (Signature)	Date/Time:

Tracking Number:

Delivered by: [ ] In- Person [ ] Courier [ ] FedEX [ ] UPS [ ] Other

Page: 1 of 1

Submitting a sample via this chain of custody constitutes acknowledgment and acceptance of the Pace® Terms and Conditions found at https://www.pacelabs.com/resource-library/resource/pace-terms-and-conditions/

Pace ANALYTICAL SERVICES

DC#_Title: ENV-FRM-HUN1-0083 v03_Sample Condition Upon Receipt

Effective Date: 12/01/2023

Laboratory receiving samples:

Asheville ☐ Eden ☐ Greenwood ☐ Huntersville ☐ Raleigh ☐ Mechanicsville ☐ Atlanta ☑ Kernersville ☐

Sample Condition Upon Receipt

Client Name: Cox Power

Project #: **WO#: 92712824**

PM: BV Due Date: 02/23/24

CLIENT: 92-GP-BOWLF

Courier: ☐ Commercial ☑ Pace ☐ Fed Ex ☐ UPS ☐ USPS ☐ Other: ☐ Client

Custody Seal Present? ☑ Yes ☐ No **Seals Intact?** ☑ Yes ☐ No ☐ N/A

Date/Initials Person Examining Contents: 2/9/24 SEC

Packing Material: ☑ Bubble Wrap ☐ Bubble Bags ☐ None ☐ Other

Biological Tissue Frozen? ☐ Yes ☐ No ☑ N/A

Thermometer: ☑ IR Gun ID: 730

Type of Ice: ☑ Wet ☐ Blue ☐ None

Cooler Temp: 1.8 **Correction Factor:** Add/Subtract (°C) +0.1

Cooler Temp Corrected (°C): 2.0

Temp should be above freezing to 6°C

☐ Samples out of temp criteria. Samples on ice, cooling process has begun

USDA Regulated Soil (☐ N/A, water sample)

Did samples originate in a quarantine zone within the United States: CA, NY, or SC (check maps)? ☐ Yes ☐ No

Did samples originate from a foreign source (internationally, including Hawaii and Puerto Rico)? ☐ Yes ☐ No

				Comments/Discrepancy:
Chain of Custody Present?	☑ Yes	☐ No	☐ N/A	1.
Samples Arrived within Hold Time?	☑ Yes	☐ No	☐ N/A	2.
Short Hold Time Analysis (<72 hr.)?	☐ Yes	☑ No	☐ N/A	3.
Rush Turn Around Time Requested?	☐ Yes	☑ No	☐ N/A	4.
Sufficient Volume?	☑ Yes	☐ No	☐ N/A	5.
Correct Containers Used?	☑ Yes	☐ No	☐ N/A	6.
-Pace Containers Used?	☑ Yes	☐ No	☐ N/A	
Containers Intact?	☑ Yes	☐ No	☐ N/A	7.
Dissolved analysis: Samples Field Filtered? 2/5/24 SEC	☐ Yes	☐ No	☑ N/A	8.
Sample Labels Match COC?	☑ Yes	☐ No	☐ N/A	9.
-Includes Date/Time/ID/Analysis Matrix: C				
Headspace in VOA Vials (>5-6mm)?	☐ Yes	☐ No	☑ N/A	10.
Trip Blank Present?	☐ Yes	☐ No	☑ N/A	11.
Trip Blank Custody Seals Present?	☐ Yes	☐ No	☑ N/A	

COMMENTS/SAMPLE DISCREPANCY

Field Data Required? ☐ Yes ☐ No

Lot ID of split containers:

CLIENT NOTIFICATION/RESOLUTION

Person contacted: _____ Date/Time: _____

Project Manager SCURF Review: _____ **Date:** _____

Project Manager SRF Review: _____ **Date:** _____

Pace ANALYTICAL SERVICES

DC#_Title: ENV-FRM-HUN1-0083 v03_Sample Condition Upon Receipt

Effective Date: 12/01/2023

***Check mark top half of box if pH and/or dechlorination is verified and within the acceptance range for preservation samples.**

Exceptions: VOA, Coliform, TOC, Oil and Grease, DRO/8015 (water) DOC, LLHg

****Bottom half of box is to list number of bottles**

*****Check all unpreserved Nitrates for chlorine**

Project # WO# : 92712824

PM: BV Due Date: 02/23/24

CLIENT: 92-GP-BOWLF

Item#	BP4U-125 mL Plastic Unpreserved (N/A) (Cl-)	BP3U-250 mL Plastic Unpreserved (N/A)	BP2U-500 mL Plastic Unpreserved (N/A)	BP1U-1 liter Plastic Unpreserved (N/A)	BP4S-125 mL Plastic H2SO4 (pH < 2) (Cl-)	BP3N-250 mL plastic HNO3 (pH < 2)	BP4Z-125 mL Plastic ZN Acetate & NaOH (>9)	BP4B-125 mL Plastic NaOH (pH > 12) (Cl-)	WGFU-Wide-mouthed Glass jar Unpreserved	AG1U-1 liter Amber Unpreserved (N/A) (Cl-)	AG1H-1 liter Amber HCl (pH < 2)	AG3U-250 mL Amber Unpreserved (N/A) (Cl-)	AG1S-1 liter Amber H2SO4 (pH < 2)	AG3S-250 mL Amber H2SO4 (pH < 2)	DG94-40 mL Amber NH4Cl (N/A)(Cl-)	DG9H-40 mL VOA HCl (N/A)	VG9T-40 mL VOA Na2S2O3 (N/A)	VG9U-40 mL VOA Unpreserved (N/A)	DG9V-40 mL VOA H3PO4 (N/A)	KP7U-50 mL Plastic Unpreserved (N/A)	V/GK (3 vials per kit)-VPH/Gas kit (N/A)	SP5T-125 mL Sterile Plastic (N/A – lab)	SP2T-250 mL Sterile Plastic (N/A – lab)		BP3R-250 mL Plastic (NH2)2SO4 (9.3-9.7)	AG0U-100 mL Amber Unpreserved (N/A) (Cl-)	VSGU-20 mL Scintillation vials (N/A)	DG9U-40 mL Amber Unpreserved vials (N/A)
1																													
2																													
3																													
4																													
5																													
6																													
7																													
8																													
9																													
10																													
11																													
12																													

pH Adjustment Log for Preserved Samples

Sample ID	Type of Preservative	pH upon receipt	Date preservation adjusted	Time preservation adjusted	Amount of Preservative added	Lot #

Note: Whenever there is a discrepancy affecting North Carolina compliance samples, a copy of this form will be sent to the North Carolina DENR Certification Office (i.e. Out of hold, incorrect preservative, out of temp, incorrect containers.

Pace Analytical Services, LLC
9800 Kincey Ave. Suite 100
Huntersville, NC 28078
(704)875-9092

April 15, 2024

Kristen Jurinko
Southern Co.
241 Ralph McGill Blvd NE
Bin 10160
Atlanta, GA 30308

RE: Project: Bowen AP-1 (CA)
Pace Project No.: 92723469

Dear Kristen Jurinko:

Enclosed are the analytical results for sample(s) received by the laboratory on April 04, 2024. The results relate only to the samples included in this report. Results reported herein conform to the applicable TNI/NELAC Standards and the laboratory's Quality Manual, where applicable, unless otherwise noted in the body of the report.

The test results provided in this final report were generated by each of the following laboratories within the Pace Network:

- Pace Analytical Services - Peachtree Corners, GA

If you have any questions concerning this report, please feel free to contact me.

Sincerely,

Bonnie Vang
bonnie.vang@pacelabs.com
704-977-0968
Project Manager

Enclosures

cc: Whitney Law, Geosyntec
Laura Midkiff, Southern Co.
Caroline Nelson, Geosyntec
Anthony Szwast, Geosyntec

This report shall not be reproduced, except in full,
without the written consent of Pace Analytical Services, LLC.

Pace Analytical Services, LLC
9800 Kincey Ave. Suite 100
Huntersville, NC 28078
(704)875-9092

CERTIFICATIONS

Project: Bowen AP-1 (CA)
Pace Project No.: 92723469

Pace Analytical Services Peachtree Corners
110 Technology Pkwy, Peachtree Corners, GA 30092
Florida DOH Certification #: E87315
Georgia DW Inorganics Certification #: 812
North Carolina Certification #: 381
South Carolina Certification #: 98011001
Virginia Certification #: 460204

REPORT OF LABORATORY ANALYSIS

This report shall not be reproduced, except in full,
without the written consent of Pace Analytical Services, LLC.

Pace Analytical Services, LLC
9800 Kincey Ave. Suite 100
Huntersville, NC 28078
(704)875-9092

SAMPLE SUMMARY

Project: Bowen AP-1 (CA)
Pace Project No.: 92723469

Lab ID	Sample ID	Matrix	Date Collected	Date Received
92723469001	**BOW-PT-02**	Water	04/03/24 13:15	04/04/24 10:44
92723469002	**BOW-PT-03**	Water	04/03/24 12:46	04/04/24 10:44
92723469003	**BOW-BGWC-22**	Water	04/03/24 11:30	04/04/24 10:44
92723469004	**BOW-AP1-FD-01**	Water	04/03/24 00:00	04/04/24 10:44
92723469005	**BOW-AP1-FB-01**	Water	04/03/24 16:06	04/04/24 10:44
92723469006	**BOW-AP1-EB-01**	Water	04/03/24 16:06	04/04/24 10:44

REPORT OF LABORATORY ANALYSIS

This report shall not be reproduced, except in full,
without the written consent of Pace Analytical Services, LLC.

Pace Analytical Services, LLC
9800 Kincey Ave. Suite 100
Huntersville, NC 28078
(704)875-9092

SAMPLE ANALYTE COUNT

Project: Bowen AP-1 (CA)
Pace Project No.: 92723469

Lab ID	Sample ID	Method	Analysts	Analytes Reported
92723469001	**BOW-PT-02**	EPA 6020B	CW1, MT1	2
92723469002	**BOW-PT-03**	EPA 6020B	CW1, MT1	2
92723469003	**BOW-BGWC-22**	EPA 6020B	CW1, MT1	2
92723469004	**BOW-AP1-FD-01**	EPA 6020B	CW1, MT1	2
92723469005	**BOW-AP1-FB-01**	EPA 6020B	CW1, MT1	2
92723469006	**BOW-AP1-EB-01**	EPA 6020B	CW1	2

PASI-GA = Pace Analytical Services - Peachtree Corners, GA

REPORT OF LABORATORY ANALYSIS

This report shall not be reproduced, except in full,
without the written consent of Pace Analytical Services, LLC.

Pace Analytical Services, LLC
9800 Kincey Ave. Suite 100
Huntersville, NC 28078
(704)875-9092

SUMMARY OF DETECTION

Project: Bowen AP-1 (CA)
Pace Project No.: 92723469

Lab Sample ID / Method	Client Sample ID / Parameters	Result	Units	Report Limit	Analyzed	Qualifiers
92723469001	**BOW-PT-02**					
EPA 6020B	Boron	13.6	mg/L	2.0	04/10/24 15:18	
EPA 6020B	Cobalt	0.0053	mg/L	0.0050	04/09/24 18:11	
92723469002	**BOW-PT-03**					
EPA 6020B	Boron	4.8	mg/L	0.20	04/12/24 17:05	M1
EPA 6020B	Cobalt	0.0011J	mg/L	0.0050	04/09/24 18:15	
92723469003	**BOW-BGWC-22**					
EPA 6020B	Boron	15.6	mg/L	2.0	04/10/24 15:22	
EPA 6020B	Cobalt	0.012	mg/L	0.0050	04/09/24 18:29	
92723469004	**BOW-AP1-FD-01**					
EPA 6020B	Boron	15.5	mg/L	2.0	04/10/24 15:25	
EPA 6020B	Cobalt	0.012	mg/L	0.0050	04/09/24 18:33	
92723469006	**BOW-AP1-EB-01**					
EPA 6020B	Boron	0.026J	mg/L	0.040	04/09/24 18:48	

REPORT OF LABORATORY ANALYSIS

This report shall not be reproduced, except in full,
without the written consent of Pace Analytical Services, LLC.

Pace Analytical Services, LLC
9800 Kincey Ave. Suite 100
Huntersville, NC 28078
(704)875-9092

ANALYTICAL RESULTS

Project: Bowen AP-1 (CA)
Pace Project No.: 92723469

Sample: BOW-PT-02 **Lab ID: 92723469001** Collected: 04/03/24 13:15 Received: 04/04/24 10:44 Matrix: Water

Parameters	Results	Units	Report Limit	MDL	DF	Prepared	Analyzed	CAS No.	Qual
6020 MET ICPMS	Analytical Method: EPA 6020B Preparation Method: EPA 3005A Pace Analytical Services - Peachtree Corners, GA								
Boron	**13.6**	mg/L	2.0	0.60	50	04/05/24 13:11	04/10/24 15:18	7440-42-8	
Cobalt	**0.0053**	mg/L	0.0050	0.00032	1	04/05/24 13:11	04/09/24 18:11	7440-48-4	

REPORT OF LABORATORY ANALYSIS

This report shall not be reproduced, except in full,
without the written consent of Pace Analytical Services, LLC.

Pace Analytical Services, LLC
9800 Kincey Ave. Suite 100
Huntersville, NC 28078
(704)875-9092

ANALYTICAL RESULTS

Project: Bowen AP-1 (CA)
Pace Project No.: 92723469

Sample: BOW-PT-03 **Lab ID: 92723469002** Collected: 04/03/24 12:46 Received: 04/04/24 10:44 Matrix: Water

Parameters	Results	Units	Report Limit	MDL	DF	Prepared	Analyzed	CAS No.	Qual
6020 MET ICPMS	Analytical Method: EPA 6020B Preparation Method: EPA 3005A Pace Analytical Services - Peachtree Corners, GA								
Boron	**4.8**	mg/L	0.20	0.060	5	04/05/24 13:11	04/12/24 17:05	7440-42-8	M1
Cobalt	**0.0011J**	mg/L	0.0050	0.00032	1	04/05/24 13:11	04/09/24 18:15	7440-48-4	

REPORT OF LABORATORY ANALYSIS

This report shall not be reproduced, except in full,
without the written consent of Pace Analytical Services, LLC.

Pace Analytical Services, LLC
9800 Kincey Ave. Suite 100
Huntersville, NC 28078
(704)875-9092

ANALYTICAL RESULTS

Project: Bowen AP-1 (CA)
Pace Project No.: 92723469

Sample: BOW-BGWC-22 **Lab ID: 92723469003** Collected: 04/03/24 11:30 Received: 04/04/24 10:44 Matrix: Water

Parameters	Results	Units	Report Limit	MDL	DF	Prepared	Analyzed	CAS No.	Qual
6020 MET ICPMS	Analytical Method: EPA 6020B Preparation Method: EPA 3005A Pace Analytical Services - Peachtree Corners, GA								
Boron	**15.6**	mg/L	2.0	0.60	50	04/05/24 13:11	04/10/24 15:22	7440-42-8	
Cobalt	**0.012**	mg/L	0.0050	0.00032	1	04/05/24 13:11	04/09/24 18:29	7440-48-4	

REPORT OF LABORATORY ANALYSIS

This report shall not be reproduced, except in full,
without the written consent of Pace Analytical Services, LLC.

Pace Analytical Services, LLC
9800 Kincey Ave. Suite 100
Huntersville, NC 28078
(704)875-9092

ANALYTICAL RESULTS

Project: Bowen AP-1 (CA)
Pace Project No.: 92723469

Sample: BOW-AP1-FD-01 **Lab ID: 92723469004** Collected: 04/03/24 00:00 Received: 04/04/24 10:44 Matrix: Water

Parameters	Results	Units	Report Limit	MDL	DF	Prepared	Analyzed	CAS No.	Qual
6020 MET ICPMS	Analytical Method: EPA 6020B Preparation Method: EPA 3005A Pace Analytical Services - Peachtree Corners, GA								
Boron	**15.5**	mg/L	2.0	0.60	50	04/05/24 13:11	04/10/24 15:25	7440-42-8	
Cobalt	**0.012**	mg/L	0.0050	0.00032	1	04/05/24 13:11	04/09/24 18:33	7440-48-4	

REPORT OF LABORATORY ANALYSIS

This report shall not be reproduced, except in full,
without the written consent of Pace Analytical Services, LLC.

Pace Analytical Services, LLC
9800 Kincey Ave. Suite 100
Huntersville, NC 28078
(704)875-9092

ANALYTICAL RESULTS

Project: Bowen AP-1 (CA)
Pace Project No.: 92723469

Sample: BOW-AP1-FB-01 **Lab ID: 92723469005** Collected: 04/03/24 16:06 Received: 04/04/24 10:44 Matrix: Water

Parameters	Results	Units	Report Limit	MDL	DF	Prepared	Analyzed	CAS No.	Qual
6020 MET ICPMS	Analytical Method: EPA 6020B Preparation Method: EPA 3005A Pace Analytical Services - Peachtree Corners, GA								
Boron	ND	mg/L	0.040	0.012	1	04/05/24 13:11	04/10/24 15:14	7440-42-8	
Cobalt	ND	mg/L	0.0050	0.00032	1	04/05/24 13:11	04/09/24 18:37	7440-48-4	

REPORT OF LABORATORY ANALYSIS

This report shall not be reproduced, except in full,
without the written consent of Pace Analytical Services, LLC.

Pace Analytical Services, LLC
9800 Kincey Ave. Suite 100
Huntersville, NC 28078
(704)875-9092

ANALYTICAL RESULTS

Project: Bowen AP-1 (CA)
Pace Project No.: 92723469

Sample: BOW-AP1-EB-01 **Lab ID: 92723469006** Collected: 04/03/24 16:06 Received: 04/04/24 10:44 Matrix: Water

Parameters	Results	Units	Report Limit	MDL	DF	Prepared	Analyzed	CAS No.	Qual
6020 MET ICPMS	Analytical Method: EPA 6020B Preparation Method: EPA 3005A Pace Analytical Services - Peachtree Corners, GA								
Boron	**0.026J**	mg/L	0.040	0.012	1	04/05/24 13:11	04/09/24 18:48	7440-42-8	
Cobalt	ND	mg/L	0.0050	0.00032	1	04/05/24 13:11	04/09/24 18:48	7440-48-4	

REPORT OF LABORATORY ANALYSIS

This report shall not be reproduced, except in full,
without the written consent of Pace Analytical Services, LLC.

Pace Analytical Services, LLC
9800 Kincey Ave. Suite 100
Huntersville, NC 28078
(704)875-9092

QUALITY CONTROL DATA

Project: Bowen AP-1 (CA)
Pace Project No.: 92723469

QC Batch: 844744
QC Batch Method: EPA 3005A
Analysis Method: EPA 6020B
Analysis Description: 6020 MET
Laboratory: Pace Analytical Services - Peachtree Corners, GA
Associated Lab Samples: 92723469001, 92723469002, 92723469003, 92723469004, 92723469005, 92723469006

METHOD BLANK: 4362508 Matrix: Water
Associated Lab Samples: 92723469001, 92723469002, 92723469003, 92723469004, 92723469005, 92723469006

Parameter	Units	Blank Result	Reporting Limit	MDL	Analyzed	Qualifiers
Boron	mg/L	ND	0.040	0.012	04/09/24 18:04	
Cobalt	mg/L	ND	0.0050	0.00032	04/09/24 18:04	

LABORATORY CONTROL SAMPLE: 4362509

Parameter	Units	Spike Conc.	LCS Result	LCS % Rec	% Rec Limits	Qualifiers
Boron	mg/L	1	1.0	100	80-120	
Cobalt	mg/L	0.1	0.099	99	80-120	

MATRIX SPIKE & MATRIX SPIKE DUPLICATE: 4362510 4362511

Parameter	Units	92723469002 Result	MS Spike Conc.	MSD Spike Conc.	MS Result	MSD Result	MS % Rec	MSD % Rec	% Rec Limits	RPD	Max RPD	Qual
Boron	mg/L	4.8	1	1	5.6	5.4	81	61	75-125	4	20	M1
Cobalt	mg/L	0.0011J	0.1	0.1	0.098	0.098	97	97	75-125	1	20	

Results presented on this page are in the units indicated by the "Units" column except where an alternate unit is presented to the right of the result.

REPORT OF LABORATORY ANALYSIS

This report shall not be reproduced, except in full,
without the written consent of Pace Analytical Services, LLC.

Pace Analytical Services, LLC
9800 Kincey Ave. Suite 100
Huntersville, NC 28078
(704)875-9092

QUALIFIERS

Project: Bowen AP-1 (CA)
Pace Project No.: 92723469

DEFINITIONS

DF - Dilution Factor, if reported, represents the factor applied to the reported data due to dilution of the sample aliquot.

ND - Not Detected at or above adjusted reporting limit.

TNTC - Too Numerous To Count

J - Estimated concentration above the adjusted method detection limit and below the adjusted reporting limit.

MDL - Adjusted Method Detection Limit.

PQL - Practical Quantitation Limit.

RL - Reporting Limit - The lowest concentration value that meets project requirements for quantitative data with known precision and bias for a specific analyte in a specific matrix.

S - Surrogate

1,2-Diphenylhydrazine decomposes to and cannot be separated from Azobenzene using Method 8270. The result for each analyte is a combined concentration.

Consistent with EPA guidelines, unrounded data are displayed and have been used to calculate % recovery and RPD values.

LCS(D) - Laboratory Control Sample (Duplicate)

MS(D) - Matrix Spike (Duplicate)

DUP - Sample Duplicate

RPD - Relative Percent Difference

NC - Not Calculable.

SG - Silica Gel - Clean-Up

U - Indicates the compound was analyzed for, but not detected.

Acid preservation may not be appropriate for 2 Chloroethylvinyl ether.

A separate vial preserved to a pH of 4-5 is recommended in SW846 Chapter 4 for the analysis of Acrolein and Acrylonitrile by EPA Method 8260.

N-Nitrosodiphenylamine decomposes and cannot be separated from Diphenylamine using Method 8270. The result reported for each analyte is a combined concentration.

Reported results are not rounded until the final step prior to reporting. Therefore, calculated parameters that are typically reported as "Total" may vary slightly from the sum of the reported component parameters.

Pace Analytical is TNI accredited. Contact your Pace PM for the current list of accredited analytes.

TNI - The NELAC Institute.

ANALYTE QUALIFIERS

M1 Matrix spike recovery exceeded QC limits. Batch accepted based on laboratory control sample (LCS) recovery.

This report shall not be reproduced, except in full,
without the written consent of Pace Analytical Services, LLC.

Pace Analytical Services, LLC
9800 Kincey Ave. Suite 100
Huntersville, NC 28078
(704)875-9092

QUALITY CONTROL DATA CROSS REFERENCE TABLE

Project: Bowen AP-1 (CA)
Pace Project No.: 92723469

Lab ID	Sample ID	QC Batch Method	QC Batch	Analytical Method	Analytical Batch
92723469001	**BOW-PT-02**	EPA 3005A	844744	EPA 6020B	844844
92723469002	**BOW-PT-03**	EPA 3005A	844744	EPA 6020B	844844
92723469003	**BOW-BGWC-22**	EPA 3005A	844744	EPA 6020B	844844
92723469004	**BOW-AP1-FD-01**	EPA 3005A	844744	EPA 6020B	844844
92723469005	**BOW-AP1-FB-01**	EPA 3005A	844744	EPA 6020B	844844
92723469006	**BOW-AP1-EB-01**	EPA 3005A	844744	EPA 6020B	844844

This report shall not be reproduced, except in full,
without the written consent of Pace Analytical Services, LLC.

DC#_Title: ENV-FRM-HUN1-0083 v03_Sample Condition Upon Receipt

Effective Date: 12/01/2023

Laboratory receiving samples:
Asheville ☐ Eden ☐ Greenwood ☐ Huntersville ☐ Raleigh ☐ Mechanicsville ☐ Atlanta ☑ Kernersville ☐

Sample Condition Upon Receipt

Client Name: GA Power

Project #: WO# : 92723469

92723469

Courier: ☐ Commercial ☑ Fed Ex ☐ UPS ☐ USPS ☐ Client ☑ Pace ☐ Other:____

Custody Seal Present? ☐ Yes ☑ No Seals Intact? ☐ Yes ☐ No ☑ N/A

Date/Initials Person Examining Contents: 4/24/24 CDD

Packing Material: ☐ Bubble Wrap ☐ Bubble Bags ☑ None ☐ Other

Biological Tissue Frozen? ☐ Yes ☐ No ☐ N/A

Thermometer: ☑ IR Gun ID: 083

Type of Ice: ☑ Wet ☐ Blue ☐ None

Cooler Temp: 4.8 Correction Factor: Add/Subtract (°C) 0.0

Cooler Temp Corrected (°C): 4.8

Temp should be above freezing to 6°C
☐ Samples out of temp criteria. Samples on ice, cooling process has begun

USDA Regulated Soil (☐ N/A, water sample)
Did samples originate in a quarantine zone within the United States: CA, NY, or SC (check maps)? ☐ Yes ☐ No

Did samples originate from a foreign source (internationally, including Hawaii and Puerto Rico)? ☐ Yes ☐ No

				Comments/Discrepancy:
Chain of Custody Present?	☑ Yes	☐ No	☐ N/A	1.
Samples Arrived within Hold Time?	☑ Yes	☐ No	☐ N/A	2.
Short Hold Time Analysis (<72 hr.)?	☐ Yes	☑ No	☐ N/A	3.
Rush Turn Around Time Requested?	☐ Yes	☑ No	☐ N/A	4.
Sufficient Volume?	☑ Yes	☐ No	☐ N/A	5.
Correct Containers Used?	☑ Yes	☐ No	☐ N/A	6.
-Pace Containers Used?	☐ Yes	☐ No	☐ N/A	
Containers Intact?	☑ Yes	☐ No	☐ N/A	7.
Dissolved analysis: Samples Field Filtered?	☐ Yes	☐ No	☑ N/A	8.
Sample Labels Match COC?	☐ Yes	☐ No	☐ N/A	9.
-Includes Date/Time/ID/Analysis Matrix: W				
Headspace in VOA Vials (>5-6mm)?	☐ Yes	☐ No	☑ N/A	10.
Trip Blank Present?	☐ Yes	☐ No	☑ N/A	11.
Trip Blank Custody Seals Present?	☐ Yes	☐ No	☑ N/A	

Field Data Required? ☐ Yes ☐ No

COMMENTS/SAMPLE DISCREPANCY

Lot ID of split containers:

CLIENT NOTIFICATION/RESOLUTION

Person contacted: Date/Time:

Project Manager SCURF Review: Date:

Project Manager SRF Review: Date:

Pace ANALYTICAL SERVICES	DC#_Title: ENV-FRM-HUN1-0083 v03_Sample Condition Upon Receipt
	Effective Date: 12/01/2023

WO# : 92723469

PM: BV Due Date: 04/18/24

CLIENT: 92-GP-BOWLF

*Check mark top half of box if pH and/or dechlorination is verified and within the acceptance range for preservation samples.

Exceptions: VOA, Coliform, TOC, Oil and Grease, DRO/8015 (water) DOC, LLHg

Project #

**Bottom half of box is to list number of bottles

***Check all unpreserved Nitrates for chlorine

Item#	BP4U-125 mL Plastic Unpreserved (N/A) (Cl-)	BP3U-250 mL Plastic Unpreserved (N/A)	BP2U-500 mL Plastic Unpreserved (N/A)	BP1U-1 liter Plastic Unpreserved (N/A)	BP4S-125 mL Plastic H2SO4 (pH < 2) (Cl-)	BP3N-250 mL plastic HNO3 (pH < 2)	BP4Z-125 mL Plastic ZN Acetate & NaOH (>9)	BP4B-125 mL Plastic NaOH (pH > 12) (Cl-)	WGFU-Wide-mouthed Glass jar Unpreserved	AG1U-1 liter Amber Unpreserved (N/A) (Cl-)	AG1H-1 liter Amber HCl (pH < 2)	AG3U-250 mL Amber Unpreserved (N/A) (Cl-)	AG1S-1 liter Amber H2SO4 (pH < 2)	AG3S-250 mL Amber H2SO4 (pH < 2)	DG94-40 mL Amber NH4Cl (N/A)(Cl-)	DG9H-40 mL VOA HCl (N/A)	VG9T-40 mL VOA Na2S2O3 (N/A)	VG9U-40 mL VOA Unpreserved (N/A)	DG9V-40 mL VOA H3PO4 (N/A)	KP7U-50 mL Plastic Unpreserved (N/A)	V/GK (3 vials per kit)-VPH/Gas kit (N/A)	SP5T-125 mL Sterile Plastic (N/A – lab)	SP2T-250 mL Sterile Plastic (N/A – lab)		BP3R-250 mL Plastic (NH2)2SO4 (9.3-9.7)	AG0U-100 mL Amber Unpreserved (N/A) (Cl-)	VSGU-20 mL Scintillation vials (N/A)	DG9U-40 mL Amber Unpreserved vials (N/A)
1						V																							
2						V																							
3						V																							
4						V																							
5						V																							
6						V																							
7																													
8																													
9																													
10																													
11																													
12																													

pH Adjustment Log for Preserved Samples

Sample ID	Type of Preservative	pH upon receipt	Date preservation adjusted	Time preservation adjusted	Amount of Preservative added	Lot #

Note: Whenever there is a discrepancy affecting North Carolina compliance samples, a copy of this form will be sent to the North Carolina DENR Certification Office (i.e. Out of hold, incorrect preservative, out of temp, incorrect containers.

Pace® Location Requested (City/State):

Pace Analytical Charlotte
9800 Kincey Ave. Suite 100, Huntersville, NC 28078

CHAIN-OF-CUSTODY Analytical Request Document

Chain-of-Custody is a LEGAL DOCUMENT - Complete all relevant fields

LAB USE ONLY- Affix Workorder/Login Label Here

92723469

Scan QR Code for instructions

Company Name: Georgia Power - Bowen	Contact/Report To: Kristen Jurinko, Anthony Szwast
Street Address: 241 Ralph McGill Blvd NE, Atlanta, GA 30308	Phone #: (470) 217-0008
	E-Mail: knjurink@southernco.com
	Cc E-Mail: Laura Midkiff, Ben Hodges, Mike Smilley, Noelia Gangi
Customer Project #:	Invoice to: Account Payable
Project Name: Bowen AP-1	Invoice E-mail: georgiapowerinvoices@southernco.com
Site Collection Info/Facility ID (as applicable):	Purchase Order # (if applicable): GPC82474-0007
	Quote #:
Time Zone Collected: [ ] AK [ ] PT [ ] MT [ ] CT [X] ET	County / State origin of sample(s): Georgia
Data Deliverables: [ ] Level II [ ] Level III [ ] Level IV [ ] EQUIS [ ] Other	Regulatory Program (DW, RCRA, etc.) as applicable: Reportable [ ] Yes [ ] No
	Rush (Pre-approval required): [ ] Same Day [ ] 1 Day [ ] 2 Day [ ] 3 Day Other ____ Date Results Requested:
	DW PWSID # or WW Permit # as applicable: Field Filtered (if applicable): [ ] Yes [ ] No Analysis:

Specify Container Size **: 3

Identify Container Preservative Type***: 2

Analysis Requested

**Container Size: (1) 1L, (2) 500mL, (3) 250mL, (4) 125mL, (5) 100mL, (6) 40mL vial, (7) EnCore, (8) TerraCore, (9) 90mL, (10) Other

*** Preservative Types: (1) None, (2) HNO3, (3) H2SO4, (4) HCl, (5) NaOH, (6) Zn Acetate, (7) NaHSO4, (8) Sod. Thiosulfate, (9) Ascorbic Acid, (10) MeOH, (11) Other

Lab Use Only: Proj. Mgr: Bonnie Vang; AcctNum / Client ID:; Table #:; Profile / Template: 16507; Prelog / Bottle Ord. ID: EZ 3057871

Preservation non-conformance identified for sample.

* Matrix Codes (Insert in Matrix box below): Drinking Water (DW), Ground Water (GW), Wastewater (WW), Product (P), Soil/Solid (SS), Oil (OL), Wipe (WP), Tissue (TS), Bioassay (B), Vapor (V), Surface Water (SW), Sediment (SED), Sludge (SL), Caulk (CK), Leachate (LL), Biosolid (BS), Other (OT)

Customer Sample ID	Matrix *	Comp / Grab	Composite Start Date	Composite Start Time	Collected or Composite End Date	Collected or Composite End Time	# Cont.	Residual Chlorine Result	Residual Chlorine Units	Boron, Cobalt	Sample Comment
BOW-PT-02	WG	G			4/3/24	1315	1			X	001
BOW-PT-03	WG	G			4/3/24	1246	1			X	002
BOW-BGWC-22	WG	G			4/3/24	1130	1			X	003
BOW-AP1-FD-01	WG	G			4/3/24	—	1			X	004
BOW-AP1-FB-01	WQ	G			4/3/24	1606	1			X	005
BOW-AP1-FB-	WQ	G					1			X	
BOW-AP1-EB-01	WQ	G			4/3/24	1606	1			X	006
BOW-AP1-EB-	WQ	G					1			X	

Additional Instructions from Pace®:
Task Code: BOW-CCR-CA-20240403

Collected By: Jay Siewert, Natalie Piparo
Printed Name
Signature
Resolute Environmental

Customer Remarks / Special Conditions / Possible Hazards:

Coolers: Thermometer ID: Correction Factor (°C): Obs. Temp. (°C): Corrected Temp. (°C): [ ] On Ice

Relinquished by/Company: (Signature)	Date/Time:	Received by/Company: (Signature)	Date/Time:	Tracking Number:
	4/4/24 1044	Lyan Williams / Pace	4/4/24 1044	
Relinquished by/Company: (Signature) Lyan Williams / Pace	4/4/24 1350		4/4/24 1350	Delivered by: [ ] In-Person [ ] Courier [ ] FedEx [ ] UPS [ ] Other
Relinquished by/Company: (Signature)	Date/Time:	Received by/Company: (Signature)	Date/Time:	
Relinquished by/Company: (Signature)	Date/Time:	Received by/Company: (Signature)	Date/Time:	Page: 1 of 1

Submitting a sample via this chain of custody constitutes acknowledgment and acceptance of the Pace® Terms and Conditions found at https://www.pacelabs.com/resource-library/resource/pace-terms-and-conditions/

ENV-FRM-CORQ-0019_v02_110123 ©

Pace Analytical Services, LLC
9800 Kincey Ave. Suite 100
Huntersville, NC 28078
(704)875-9092

June 11, 2024

Kristen Jurinko
Southern Co.
241 Ralph McGill Blvd NE
Bin 10160
Atlanta, GA 30308

RE: Project: Plant Bowen AP-1 PT Background
Pace Project No.: 92732634

Dear Kristen Jurinko:

Enclosed are the analytical results for sample(s) received by the laboratory on May 23, 2024. The results relate only to the samples included in this report. Results reported herein conform to the applicable TNI/NELAC Standards and the laboratory's Quality Manual, where applicable, unless otherwise noted in the body of the report.

The test results provided in this final report were generated by each of the following laboratories within the Pace Network:

- Pace Analytical Services - Peachtree Corners, GA

Revision 1: Sample ID's amended to show "AP1."

If you have any questions concerning this report, please feel free to contact me.

Sincerely,

Bonnie Vang
bonnie.vang@pacelabs.com
704-977-0968
Project Manager

Enclosures

cc: Whitney Law, Geosyntec
Laura Midkiff, Southern Co.
Caroline Nelson, Geosyntec
Anthony Szwast, Geosyntec

This report shall not be reproduced, except in full,
without the written consent of Pace Analytical Services, LLC.

Pace Analytical Services, LLC
9800 Kincey Ave. Suite 100
Huntersville, NC 28078
(704)875-9092

CERTIFICATIONS

Project: Plant Bowen AP-1 PT Background
Pace Project No.: 92732634

Pace Analytical Services Peachtree Corners
110 Technology Pkwy, Peachtree Corners, GA 30092
Florida DOH Certification #: E87315
Georgia DW Inorganics Certification #: 812
North Carolina Certification #: 381
South Carolina Certification #: 98011001
Virginia Certification #: 460204

REPORT OF LABORATORY ANALYSIS

This report shall not be reproduced, except in full,
without the written consent of Pace Analytical Services, LLC.

Pace Analytical Services, LLC
9800 Kincey Ave. Suite 100
Huntersville, NC 28078
(704)875-9092

SAMPLE SUMMARY

Project: Plant Bowen AP-1 PT Background
Pace Project No.: 92732634

Lab ID	Sample ID	Matrix	Date Collected	Date Received
92732634001	**BOW-PT-02**	Water	05/22/24 10:45	05/23/24 08:25
92732634002	**BOW-PT-03**	Water	05/22/24 10:47	05/23/24 08:25
92732634003	**BOW-BGWC-22**	Water	05/22/24 12:05	05/23/24 08:25
92732634004	**BOW-AP1-FD-01**	Water	05/22/24 00:00	05/23/24 08:25
92732634005	**BOW-AP1-FB-01**	Water	05/22/24 11:30	05/23/24 08:25
92732634006	**BOW-AP1-EB-01**	Water	05/22/24 11:35	05/23/24 08:25

This report shall not be reproduced, except in full,
without the written consent of Pace Analytical Services, LLC.

Pace Analytical Services, LLC
9800 Kincey Ave. Suite 100
Huntersville, NC 28078
(704)875-9092

SAMPLE ANALYTE COUNT

Project: Plant Bowen AP-1 PT Background
Pace Project No.: 92732634

Lab ID	Sample ID	Method	Analysts	Analytes Reported
92732634001	**BOW-PT-02**	EPA 6020B	MT1	2
92732634002	**BOW-PT-03**	EPA 6020B	MT1	2
92732634003	**BOW-BGWC-22**	EPA 6020B	MT1	2
92732634004	**BOW-AP1-FD-01**	EPA 6020B	MT1	2
92732634005	**BOW-AP1-FB-01**	EPA 6020B	MT1	2
92732634006	**BOW-AP1-EB-01**	EPA 6020B	MT1	2

PASI-GA = Pace Analytical Services - Peachtree Corners, GA

REPORT OF LABORATORY ANALYSIS

This report shall not be reproduced, except in full,
without the written consent of Pace Analytical Services, LLC.

Pace Analytical Services, LLC
9800 Kincey Ave. Suite 100
Huntersville, NC 28078
(704)875-9092

SUMMARY OF DETECTION

Project: Plant Bowen AP-1 PT Background
Pace Project No.: 92732634

Lab Sample ID / Method	Client Sample ID / Parameters	Result	Units	Report Limit	Analyzed	Qualifiers
92732634001	**BOW-PT-02**					
EPA 6020B	Boron	16.1	mg/L	0.20	06/05/24 13:43	M1
EPA 6020B	Cobalt	0.011	mg/L	0.0050	06/04/24 15:57	
92732634002	**BOW-PT-03**					
EPA 6020B	Boron	4.0	mg/L	0.040	06/04/24 16:14	
EPA 6020B	Cobalt	0.0014J	mg/L	0.0050	06/04/24 16:14	
92732634003	**BOW-BGWC-22**					
EPA 6020B	Boron	15.9	mg/L	0.20	06/05/24 13:56	
EPA 6020B	Cobalt	0.017	mg/L	0.0050	06/04/24 16:18	
92732634004	**BOW-AP1-FD-01**					
EPA 6020B	Boron	3.9	mg/L	0.040	06/04/24 16:22	
EPA 6020B	Cobalt	0.0014J	mg/L	0.0050	06/04/24 16:22	
92732634005	**BOW-AP1-FB-01**					
EPA 6020B	Boron	0.015J	mg/L	0.040	06/04/24 16:26	

REPORT OF LABORATORY ANALYSIS

This report shall not be reproduced, except in full,
without the written consent of Pace Analytical Services, LLC.

Pace Analytical Services, LLC
9800 Kincey Ave. Suite 100
Huntersville, NC 28078
(704)875-9092

ANALYTICAL RESULTS

Project: Plant Bowen AP-1 PT Background
Pace Project No.: 92732634

Sample: BOW-PT-02 **Lab ID: 92732634001** Collected: 05/22/24 10:45 Received: 05/23/24 08:25 Matrix: Water

Parameters	Results	Units	Report Limit	MDL	DF	Prepared	Analyzed	CAS No.	Qual
6020 MET ICPMS	Analytical Method: EPA 6020B Preparation Method: EPA 3005A Pace Analytical Services - Peachtree Corners, GA								
Boron	**16.1**	mg/L	0.20	0.060	5	05/31/24 16:57	06/05/24 13:43	7440-42-8	M1
Cobalt	**0.011**	mg/L	0.0050	0.00032	1	05/31/24 16:57	06/04/24 15:57	7440-48-4	

REPORT OF LABORATORY ANALYSIS

This report shall not be reproduced, except in full,
without the written consent of Pace Analytical Services, LLC.

Pace Analytical Services, LLC
9800 Kincey Ave. Suite 100
Huntersville, NC 28078
(704)875-9092

ANALYTICAL RESULTS

Project: Plant Bowen AP-1 PT Background
Pace Project No.: 92732634

Sample: BOW-PT-03 **Lab ID: 92732634002** Collected: 05/22/24 10:47 Received: 05/23/24 08:25 Matrix: Water

Parameters	Results	Units	Report Limit	MDL	DF	Prepared	Analyzed	CAS No.	Qual
6020 MET ICPMS	Analytical Method: EPA 6020B Preparation Method: EPA 3005A Pace Analytical Services - Peachtree Corners, GA								
Boron	**4.0**	mg/L	0.040	0.012	1	05/31/24 16:57	06/04/24 16:14	7440-42-8	
Cobalt	**0.0014J**	mg/L	0.0050	0.00032	1	05/31/24 16:57	06/04/24 16:14	7440-48-4	

REPORT OF LABORATORY ANALYSIS

This report shall not be reproduced, except in full,
without the written consent of Pace Analytical Services, LLC.

Pace Analytical Services, LLC
9800 Kincey Ave. Suite 100
Huntersville, NC 28078
(704)875-9092

ANALYTICAL RESULTS

Project: Plant Bowen AP-1 PT Background
Pace Project No.: 92732634

Sample: BOW-BGWC-22 **Lab ID: 92732634003** Collected: 05/22/24 12:05 Received: 05/23/24 08:25 Matrix: Water

Parameters	Results	Units	Report Limit	MDL	DF	Prepared	Analyzed	CAS No.	Qual
6020 MET ICPMS	Analytical Method: EPA 6020B Preparation Method: EPA 3005A Pace Analytical Services - Peachtree Corners, GA								
Boron	**15.9**	mg/L	0.20	0.060	5	05/31/24 16:57	06/05/24 13:56	7440-42-8	
Cobalt	**0.017**	mg/L	0.0050	0.00032	1	05/31/24 16:57	06/04/24 16:18	7440-48-4	

REPORT OF LABORATORY ANALYSIS

This report shall not be reproduced, except in full,
without the written consent of Pace Analytical Services, LLC.

Pace Analytical Services, LLC
9800 Kincey Ave. Suite 100
Huntersville, NC 28078
(704)875-9092

ANALYTICAL RESULTS

Project: Plant Bowen AP-1 PT Background
Pace Project No.: 92732634

Sample: BOW-AP1-FD-01 **Lab ID: 92732634004** Collected: 05/22/24 00:00 Received: 05/23/24 08:25 Matrix: Water

Parameters	Results	Units	Report Limit	MDL	DF	Prepared	Analyzed	CAS No.	Qual
6020 MET ICPMS	Analytical Method: EPA 6020B Preparation Method: EPA 3005A Pace Analytical Services - Peachtree Corners, GA								
Boron	**3.9**	mg/L	0.040	0.012	1	05/31/24 16:57	06/04/24 16:22	7440-42-8	
Cobalt	**0.0014J**	mg/L	0.0050	0.00032	1	05/31/24 16:57	06/04/24 16:22	7440-48-4	

REPORT OF LABORATORY ANALYSIS

This report shall not be reproduced, except in full,
without the written consent of Pace Analytical Services, LLC.

Pace Analytical Services, LLC
9800 Kincey Ave. Suite 100
Huntersville, NC 28078
(704)875-9092

ANALYTICAL RESULTS

Project: Plant Bowen AP-1 PT Background
Pace Project No.: 92732634

Sample: BOW-AP1-FB-01 **Lab ID: 92732634005** Collected: 05/22/24 11:30 Received: 05/23/24 08:25 Matrix: Water

Parameters	Results	Units	Report Limit	MDL	DF	Prepared	Analyzed	CAS No.	Qual
6020 MET ICPMS	Analytical Method: EPA 6020B Preparation Method: EPA 3005A Pace Analytical Services - Peachtree Corners, GA								
Boron	**0.015J**	mg/L	0.040	0.012	1	05/31/24 16:57	06/04/24 16:26	7440-42-8	
Cobalt	ND	mg/L	0.0050	0.00032	1	05/31/24 16:57	06/04/24 16:26	7440-48-4	

REPORT OF LABORATORY ANALYSIS

This report shall not be reproduced, except in full,
without the written consent of Pace Analytical Services, LLC.

Pace Analytical Services, LLC
9800 Kincey Ave. Suite 100
Huntersville, NC 28078
(704)875-9092

ANALYTICAL RESULTS

Project: Plant Bowen AP-1 PT Background
Pace Project No.: 92732634

Sample: BOW-AP1-EB-01 **Lab ID: 92732634006** Collected: 05/22/24 11:35 Received: 05/23/24 08:25 Matrix: Water

Parameters	Results	Units	Report Limit	MDL	DF	Prepared	Analyzed	CAS No.	Qual
6020 MET ICPMS	Analytical Method: EPA 6020B Preparation Method: EPA 3005A Pace Analytical Services - Peachtree Corners, GA								
Boron	ND	mg/L	0.040	0.012	1	05/31/24 16:57	06/04/24 16:47	7440-42-8	
Cobalt	ND	mg/L	0.0050	0.00032	1	05/31/24 16:57	06/04/24 16:47	7440-48-4	

REPORT OF LABORATORY ANALYSIS

This report shall not be reproduced, except in full,
without the written consent of Pace Analytical Services, LLC.

Pace Analytical Services, LLC
9800 Kincey Ave. Suite 100
Huntersville, NC 28078
(704)875-9092

QUALITY CONTROL DATA

Project: Plant Bowen AP-1 PT Background
Pace Project No.: 92732634

QC Batch: 858301
QC Batch Method: EPA 3005A
Analysis Method: EPA 6020B
Analysis Description: 6020 MET
Laboratory: Pace Analytical Services - Peachtree Corners, GA
Associated Lab Samples: 92732634001, 92732634002, 92732634003, 92732634004, 92732634005, 92732634006

METHOD BLANK: 4427464 Matrix: Water
Associated Lab Samples: 92732634001, 92732634002, 92732634003, 92732634004, 92732634005, 92732634006

Parameter	Units	Blank Result	Reporting Limit	MDL	Analyzed	Qualifiers
Boron	mg/L	ND	0.040	0.012	06/04/24 15:49	
Cobalt	mg/L	ND	0.0050	0.00032	06/04/24 15:49	

LABORATORY CONTROL SAMPLE: 4427465

Parameter	Units	Spike Conc.	LCS Result	LCS % Rec	% Rec Limits	Qualifiers
Boron	mg/L	1	0.98	98	80-120	
Cobalt	mg/L	0.1	0.096	96	80-120	

MATRIX SPIKE & MATRIX SPIKE DUPLICATE: 4427466 4427467

Parameter	Units	92732634001 Result	MS Spike Conc.	MSD Spike Conc.	MS Result	MSD Result	MS % Rec	MSD % Rec	% Rec Limits	RPD	Max RPD	Qual
Boron	mg/L	16.1	1	1	17.8	17.4	179	137	75-125	2	20	M1
Cobalt	mg/L	0.011	0.1	0.1	0.11	0.11	103	99	75-125	3	20	

Results presented on this page are in the units indicated by the "Units" column except where an alternate unit is presented to the right of the result.

REPORT OF LABORATORY ANALYSIS

This report shall not be reproduced, except in full,
without the written consent of Pace Analytical Services, LLC.

Pace Analytical Services, LLC
9800 Kincey Ave. Suite 100
Huntersville, NC 28078
(704)875-9092

QUALIFIERS

Project: Plant Bowen AP-1 PT Background
Pace Project No.: 92732634

DEFINITIONS

DF - Dilution Factor, if reported, represents the factor applied to the reported data due to dilution of the sample aliquot.

ND - Not Detected at or above adjusted reporting limit.

TNTC - Too Numerous To Count

J - Estimated concentration above the adjusted method detection limit and below the adjusted reporting limit.

MDL - Adjusted Method Detection Limit.

PQL - Practical Quantitation Limit.

RL - Reporting Limit - The lowest concentration value that meets project requirements for quantitative data with known precision and bias for a specific analyte in a specific matrix.

S - Surrogate

1,2-Diphenylhydrazine decomposes to and cannot be separated from Azobenzene using Method 8270. The result for each analyte is a combined concentration.

Consistent with EPA guidelines, unrounded data are displayed and have been used to calculate % recovery and RPD values.

LCS(D) - Laboratory Control Sample (Duplicate)

MS(D) - Matrix Spike (Duplicate)

DUP - Sample Duplicate

RPD - Relative Percent Difference

NC - Not Calculable.

SG - Silica Gel - Clean-Up

U - Indicates the compound was analyzed for, but not detected.

Acid preservation may not be appropriate for 2 Chloroethylvinyl ether.

A separate vial preserved to a pH of 4-5 is recommended in SW846 Chapter 4 for the analysis of Acrolein and Acrylonitrile by EPA Method 8260.

N-Nitrosodiphenylamine decomposes and cannot be separated from Diphenylamine using Method 8270. The result reported for each analyte is a combined concentration.

Reported results are not rounded until the final step prior to reporting. Therefore, calculated parameters that are typically reported as "Total" may vary slightly from the sum of the reported component parameters.

Pace Analytical is TNI accredited. Contact your Pace PM for the current list of accredited analytes.

TNI - The NELAC Institute.

ANALYTE QUALIFIERS

M1 Matrix spike recovery exceeded QC limits. Batch accepted based on laboratory control sample (LCS) recovery.

This report shall not be reproduced, except in full,
without the written consent of Pace Analytical Services, LLC.

Pace Analytical Services, LLC
9800 Kincey Ave. Suite 100
Huntersville, NC 28078
(704)875-9092

QUALITY CONTROL DATA CROSS REFERENCE TABLE

Project: Plant Bowen AP-1 PT Background
Pace Project No.: 92732634

Lab ID	Sample ID	QC Batch Method	QC Batch	Analytical Method	Analytical Batch
92732634001	**BOW-PT-02**	EPA 3005A	858301	EPA 6020B	858345
92732634002	**BOW-PT-03**	EPA 3005A	858301	EPA 6020B	858345
92732634003	**BOW-BGWC-22**	EPA 3005A	858301	EPA 6020B	858345
92732634004	**BOW-AP1-FD-01**	EPA 3005A	858301	EPA 6020B	858345
92732634005	**BOW-AP1-FB-01**	EPA 3005A	858301	EPA 6020B	858345
92732634006	**BOW-AP1-EB-01**	EPA 3005A	858301	EPA 6020B	858345

This report shall not be reproduced, except in full,
without the written consent of Pace Analytical Services, LLC.

Pace	DC#_Title: ENV-FRM-HUN1-0083 v03_Sample Condition Upon Receipt
	Effective Date: 12/01/2023

Laboratory receiving samples:

Asheville ☐ Eden ☐ Greenwood ☐ Huntersville ☐ Raleigh ☐ Mech[illegible] ☐ Atlanta ☑ Kernersville ☐

Sample Condition Upon Receipt

Client Name: GA-Power Bowen

Project #:

WO# : 92732634

92732634

Courier: ☐ Commercial ☑ Fed Ex ☐ UPS ☐ USPS ☐ Client ☑ Pace ☐ Other:____

Custody Seal Present? ☐ Yes ☑ No **Seals Intact?** ☐ Yes ☐ No ☑ N/A

Date/Initials Person Examining Contents: JG 5/23/24

Packing Material: ☑ Bubble Wrap ☐ Bubble Bags ☐ None ☐ Other

Biological Tissue Frozen? ☐ Yes ☐ No ☑ N/A

Thermometer: ☑ IR Gun ID: 214

Type of Ice: ☑ Wet ☐ Blue ☐ None

Cooler Temp: 4.4 **Correction Factor:** Add/Subtract (°C) +0.1

Temp should be above freezing to 6°C

☐ Samples out of temp criteria. Samples on ice, cooling process has begun

Cooler Temp Corrected (°C): 4.5

USDA Regulated Soil (☐ N/A, water sample)

Did samples originate in a quarantine zone within the United States: CA, NY, or SC (check maps)? ☐ Yes ☐ No

Did samples originate from a foreign source (internationally, including Hawaii and Puerto Rico)? ☐ Yes ☐ No

				Comments/Discrepancy:
Chain of Custody Present?	☑ Yes	☐ No	☐ N/A	1.
Samples Arrived within Hold Time?	☑ Yes	☐ No	☐ N/A	2.
Short Hold Time Analysis (<72 hr.)?	☐ Yes	☑ No	☐ N/A	3.
Rush Turn Around Time Requested?	☐ Yes	☑ No	☐ N/A	4.
Sufficient Volume?	☑ Yes	☐ No	☐ N/A	5.
Correct Containers Used?	☑ Yes	☐ No	☐ N/A	6.
-Pace Containers Used?	☑ Yes	☐ No	☐ N/A	
Containers Intact?	☑ Yes	☐ No	☐ N/A	7.
Dissolved analysis: Samples Field Filtered?	☐ Yes	☐ No	☑ N/A	8.
Sample Labels Match COC?	☑ Yes	☐ No	☐ N/A	9.
-Includes Date/Time/ID/Analysis Matrix: WT				
Headspace in VOA Vials (>5-6mm)?	☐ Yes	☐ No	☑ N/A	10.
Trip Blank Present?	☐ Yes	☐ No	☑ N/A	11.
Trip Blank Custody Seals Present?	☐ Yes	☐ No	☑ N/A	

COMMENTS/SAMPLE DISCREPANCY

Field Data Required? ☐ Yes ☐ No

Lot ID of split containers:

CLIENT NOTIFICATION/RESOLUTION

Person contacted: Date/Time:

Project Manager SCURF Review: Date:

Project Manager SRF Review: Date:

WO# : 92732634

PM: BV Due Date: 06/07/24

CLIENT: 92-GP-BOWLF

*Check mark top half of box if pH and/or dechlorination is verified and within the acceptance range for preservation samples.

Exceptions: VOA, Coliform, TOC, Oil and Grease, DRO/8015 (water) DOC, LLHg

Project #

**Bottom half of box is to list number of bottles

***Check all unpreserved Nitrates for chlorine

Item#	BP4U-125 mL Plastic Unpreserved (N/A) (Cl-)	BP3U-250 mL Plastic Unpreserved (N/A)	BP2U-500 mL Plastic Unpreserved (N/A)	BP1U-1 liter Plastic Unpreserved (N/A)	BP4S-125 mL Plastic H2SO4 (pH < 2) (Cl-)	BP3N-250 mL plastic HNO3 (pH < 2)	BP4Z-125 mL Plastic ZN Acetate & NaOH (>9)	BP4B-125 mL Plastic NaOH (pH > 12) (Cl-)	WGFU-Wide-mouthed Glass jar Unpreserved	AG1U-1 liter Amber Unpreserved (N/A) (Cl-)	AG1H-1 liter Amber HCl (pH < 2)	AG3U-250 mL Amber Unpreserved (N/A) (Cl-)	AG1S-1 liter Amber H2SO4 (pH < 2)	AG3S-250 mL Amber H2SO4 (pH < 2)	DG94-40 mL Amber NH4Cl (N/A)(Cl-)	DG9H-40 mL VOA HCl (N/A)	VG9T-40 mL VOA Na2S2O3 (N/A)	VG9U-40 mL VOA Unpreserved (N/A)	DG9V-40 mL VOA H3PO4 (N/A)	KP7U-50 mL Plastic Unpreserved (N/A)	V/GK (3 vials per kit)-VPH/Gas kit (N/A)	SP5T-125 mL Sterile Plastic (N/A – lab)	SP2T-250 mL Sterile Plastic (N/A – lab)		BP3R-250 mL Plastic (NH2)2SO4 (9.3-9.7)	AG0U-100 mL Amber Unpreserved (N/A) (Cl-)	VSGU-20 mL Scintillation vials (N/A)	DG9U-40 mL Amber Unpreserved vials (N/A)
1						1																							
2						1																							
3						1																							
4						1																							
5						1																							
6						1																							
7																													
8																													
9																													
10																													
11																													
12																													

pH Adjustment Log for Preserved Samples

Sample ID	Type of Preservative	pH upon receipt	Date preservation adjusted	Time preservation adjusted	Amount of Preservative added	Lot #

Note: Whenever there is a discrepancy affecting North Carolina compliance samples, a copy of this form will be sent to the North Carolina DENR Certification Office (i.e. Out of hold, incorrect preservative, out of temp, incorrect containers.

Pace® Location Requested (City/State):
Pace Analytical Charlotte
9800 Kincey Ave. Suite 100, Huntersville, NC 28078

CHAIN-OF-CUSTODY Analytical Request Document

Chain-of-Custody is a LEGAL DOCUMENT - Complete all relevant fields

LAB USE ONLY- Affix Workorder/Login Label Here

92732634

Scan QR Code for instructions

Company Name:	Georgia Power- Bowen	Contact/Report To:	Kristen Jurinko, Anthony Sandist
Street Address:	241 Ralph McGill Blvd NE, Atlanta, GA 30308	Phone #:	(470)217-0008
		E-Mail:	knjurink@southernco.com
Customer Project #:		Cc E-Mail:	
Project Name:	Plant Bowen AP-1 PT Background	Invoice To:	Account Payable
		Invoice E-Mail:	georgiapowerinvoices@southernco.com
Site Collection Info/Facility ID (as applicable):		Purchase Order # (if applicable):	GPC82474-0007
		Quote #:	

Time Zone Collected: [ ] AK [ ] PT [ ] MT [ ] CT [ET]

County / State origin of sample(s): Georgia

Data Deliverables: [ ] Level II [ ] Level III [ ] Level IV [ ] EQUIS [ ] Other

Regulatory Program (DW, RCRA, etc.) as applicable: Reportable [ ] Yes [ ] No

Rush (Pre-approval required): [ ] Same Day [ ] 1 Day [ ] 2 Day [ ] 3 Day [ ] Other

DW PWSID # or WW Permit # as applicable:

Date Results Requested:

Field Filtered (if applicable): [ ] Yes [ ] No

Analysis:

* Matrix Codes (Insert in Matrix box below): Drinking Water (DW), Ground Water (GW), Waste Water (WW), Product (P), Soil/Solid (SS), Oil (OL), Wipe (WP), Tissue (TS), Bioassay (B), Vapor (V), Surface Water (SW) Sediment (SED), Sludge (SL), Caulk (CK), Leachate (LL), Biosolid (BS), Other (OT)

Customer Sample ID	Matrix *	Comp / Grab	Composite Start Date	Composite Start Time	Collected or Composite End Date	Collected or Composite End Time	# Cont.	Res. Chlorine Results	Res. Chlorine Units	6020-B, Co	Sample Comment
BOW-PT-02	WT				5/22/24	1045	1			X	
BOW-PT-03	WT				5/22/24	1047	1			X	
BOW-BGWC-22	WT				5/22/24	1205	1			X	
BOW-AP-1-FD-01	WT				5/22/24	—	1			X	
BOW-AP-1-FB-01	WT				5/22/24	1130	1			X	
BOW-AP-1-FB-	WT									X	
BOW-AP-1-EB-01	WT				5/22/24	1135	1			X	
BOW-AP-1-EB-	WT									X	

Specify Container Size **: 3

Identify Container Preservative Type***: 2

**Container Size: (1) 1L, (2) 500mL, (3) 250mL, (4) 125mL, (5) 100mL, (6) 40mL vial, (7) EnCore, (8) TerraCore, (9) 90mL, (10) Other

*** Preservative Types: (1) None, (2) HNO3, (3) H2SO4, (4) HCl, (5) NaOH, (6) Zn Acetate, (7) NaHSO4, (8) Sod. Thiosulfate, (9) Ascorbic Acid, (10) MeOH, (11) Other

Analysis Requested

Lab Use Only

Proj. Mgr: Bonnie Vang

AcctNum / Client ID:

Table #:

Profile / Template: 16507

Prelog / Bottle Ord. ID: EZ 3107480

Preservation non-conformance identified for sample.

Additional Instructions from Pace®:
Task Code: ~~BOW-CCR-CA-20240520~~ JS
BOW-CCR-CA-20240522

Collected By: (Printed Name) Jay Sievert, Natalie Vipperman

Signature:

Customer Remarks / Special Conditions / Possible Hazards:

# Coolers:	Thermometer ID:	Correction Factor (°C):	Obs. Temp. (°C)	Corrected Temp. (°C)	On Ice:

Relinquished by/Company: (Signature)	Date/Time:	Received by/Company: (Signature)	Date/Time:	Tracking Number:
5/23/24 8:29		Lynn William / Pace	5/23/24 0825	
Lynn William / Pace	5/23/24 0915	/ Pace	5/23/24 0915	Delivered by: [ ] In-Person [ ] Courier [ ] FedEx [ ] UPS [ ] Other
Relinquished by/Company: (Signature)	Date/Time:	Received by/Company: (Signature)	Date/Time:	
Relinquished by/Company: (Signature)	Date/Time:	Received by/Company: (Signature)	Date/Time:	Page: 1 of 1

Submitting a sample via this chain of custody constitutes acknowledgment and acceptance of the Pace® Terms and Conditions found at https://www.pacelabs.com/resource-library/resource/pace-terms-and-conditions/

Pace Analytical Services, LLC
9800 Kincey Ave. Suite 100
Huntersville, NC 28078
(704)875-9092

July 17, 2024

Kristen Jurinko
Southern Co.
241 Ralph McGill Blvd NE
Bin 10160
Atlanta, GA 30308

RE: Project: Bowen AP-1
Pace Project No.: 92741037

Dear Kristen Jurinko:

Enclosed are the analytical results for sample(s) received by the laboratory on July 10, 2024. The results relate only to the samples included in this report. Results reported herein conform to the applicable TNI/NELAC Standards and the laboratory's Quality Manual, where applicable, unless otherwise noted in the body of the report.

The test results provided in this final report were generated by each of the following laboratories within the Pace Network:

- Pace Analytical Services - Peachtree Corners, GA

If you have any questions concerning this report, please feel free to contact me.

Sincerely,

Bonnie Vang
bonnie.vang@pacelabs.com
704-977-0968
Project Manager

Enclosures

cc: Marty Crook, Geosyntec Consultants
Whitney Law, Geosyntec
Mintao Lu, Geosyntec
Laura Midkiff, Southern Co.
Caroline Nelson, Geosyntec

This report shall not be reproduced, except in full,
without the written consent of Pace Analytical Services, LLC.

Pace Analytical Services, LLC
9800 Kincey Ave. Suite 100
Huntersville, NC 28078
(704)875-9092

CERTIFICATIONS

Project: Bowen AP-1
Pace Project No.: 92741037

Pace Analytical Services Peachtree Corners
110 Technology Pkwy, Peachtree Corners, GA 30092
Florida DOH Certification #: E87315
Georgia DW Inorganics Certification #: 812
North Carolina Certification #: 381
South Carolina Certification #: 98011001
Virginia Certification #: 460204

REPORT OF LABORATORY ANALYSIS

This report shall not be reproduced, except in full,
without the written consent of Pace Analytical Services, LLC.

Pace Analytical Services, LLC
9800 Kincey Ave. Suite 100
Huntersville, NC 28078
(704)875-9092

SAMPLE SUMMARY

Project: Bowen AP-1
Pace Project No.: 92741037

Lab ID	Sample ID	Matrix	Date Collected	Date Received
92741037001	**BOW-PT-02**	Water	07/09/24 11:35	07/10/24 12:45
92741037002	**BOW-PT-03**	Water	07/09/24 11:42	07/10/24 12:45
92741037003	**BOW-BGWC-22**	Water	07/09/24 13:48	07/10/24 12:45
92741037004	**BOW-AP1-FD-01**	Water	07/09/24 00:00	07/10/24 12:45
92741037005	**BOW-AP1-FB-01**	Water	07/09/24 13:03	07/10/24 12:45
92741037006	**BOW-AP1-EB-01**	Water	07/09/24 13:08	07/10/24 12:45

REPORT OF LABORATORY ANALYSIS

This report shall not be reproduced, except in full,
without the written consent of Pace Analytical Services, LLC.

Pace Analytical Services, LLC
9800 Kincey Ave. Suite 100
Huntersville, NC 28078
(704)875-9092

SAMPLE ANALYTE COUNT

Project: Bowen AP-1
Pace Project No.: 92741037

Lab ID	Sample ID	Method	Analysts	Analytes Reported
92741037001	**BOW-PT-02**	EPA 6020B	CW1, MT1	2
92741037002	**BOW-PT-03**	EPA 6020B	CW1	2
92741037003	**BOW-BGWC-22**	EPA 6020B	CW1, MT1	2
92741037004	**BOW-AP1-FD-01**	EPA 6020B	CW1	2
92741037005	**BOW-AP1-FB-01**	EPA 6020B	MT1	2
92741037006	**BOW-AP1-EB-01**	EPA 6020B	MT1	2

PASI-GA = Pace Analytical Services - Peachtree Corners, GA

REPORT OF LABORATORY ANALYSIS

This report shall not be reproduced, except in full,
without the written consent of Pace Analytical Services, LLC.

Pace Analytical Services, LLC
9800 Kincey Ave. Suite 100
Huntersville, NC 28078
(704)875-9092

SUMMARY OF DETECTION

Project: Bowen AP-1
Pace Project No.: 92741037

Lab Sample ID / Method	Client Sample ID / Parameters	Result	Units	Report Limit	Analyzed	Qualifiers
92741037001	**BOW-PT-02**					
EPA 6020B	Boron	18.0	mg/L	0.40	07/16/24 13:38	
EPA 6020B	Cobalt	0.015	mg/L	0.0050	07/12/24 16:26	
92741037002	**BOW-PT-03**					
EPA 6020B	Boron	3.8	mg/L	0.040	07/12/24 16:50	
EPA 6020B	Cobalt	0.0025J	mg/L	0.0050	07/12/24 16:50	
92741037003	**BOW-BGWC-22**					
EPA 6020B	Boron	16.5	mg/L	0.40	07/16/24 13:49	
EPA 6020B	Cobalt	0.017	mg/L	0.0050	07/12/24 16:55	
92741037004	**BOW-AP1-FD-01**					
EPA 6020B	Boron	14.3	mg/L	0.20	07/12/24 17:03	
EPA 6020B	Cobalt	0.013	mg/L	0.0050	07/12/24 16:59	

REPORT OF LABORATORY ANALYSIS

This report shall not be reproduced, except in full,
without the written consent of Pace Analytical Services, LLC.

Pace Analytical Services, LLC
9800 Kincey Ave. Suite 100
Huntersville, NC 28078
(704)875-9092

ANALYTICAL RESULTS

Project: Bowen AP-1
Pace Project No.: 92741037

Sample: BOW-PT-02 **Lab ID: 92741037001** Collected: 07/09/24 11:35 Received: 07/10/24 12:45 Matrix: Water

Parameters	Results	Units	Report Limit	MDL	DF	Prepared	Analyzed	CAS No.	Qual
6020 MET ICPMS	Analytical Method: EPA 6020B Preparation Method: EPA 3005A Pace Analytical Services - Peachtree Corners, GA								
Boron	**18.0**	mg/L	0.40	0.12	10	07/11/24 13:33	07/16/24 13:38	7440-42-8	
Cobalt	**0.015**	mg/L	0.0050	0.00032	1	07/11/24 13:33	07/12/24 16:26	7440-48-4	

REPORT OF LABORATORY ANALYSIS

This report shall not be reproduced, except in full,
without the written consent of Pace Analytical Services, LLC.

Pace Analytical Services, LLC
9800 Kincey Ave. Suite 100
Huntersville, NC 28078
(704)875-9092

ANALYTICAL RESULTS

Project: Bowen AP-1
Pace Project No.: 92741037

Sample: BOW-PT-03 **Lab ID: 92741037002** Collected: 07/09/24 11:42 Received: 07/10/24 12:45 Matrix: Water

Parameters	Results	Units	Report Limit	MDL	DF	Prepared	Analyzed	CAS No.	Qual
6020 MET ICPMS	Analytical Method: EPA 6020B Preparation Method: EPA 3005A Pace Analytical Services - Peachtree Corners, GA								
Boron	**3.8**	mg/L	0.040	0.012	1	07/11/24 13:33	07/12/24 16:50	7440-42-8	
Cobalt	**0.0025J**	mg/L	0.0050	0.00032	1	07/11/24 13:33	07/12/24 16:50	7440-48-4	

REPORT OF LABORATORY ANALYSIS

This report shall not be reproduced, except in full,
without the written consent of Pace Analytical Services, LLC.

Pace Analytical Services, LLC
9800 Kincey Ave. Suite 100
Huntersville, NC 28078
(704)875-9092

ANALYTICAL RESULTS

Project: Bowen AP-1
Pace Project No.: 92741037

Sample: BOW-BGWC-22 **Lab ID: 92741037003** Collected: 07/09/24 13:48 Received: 07/10/24 12:45 Matrix: Water

Parameters	Results	Units	Report Limit	MDL	DF	Prepared	Analyzed	CAS No.	Qual
6020 MET ICPMS	Analytical Method: EPA 6020B Preparation Method: EPA 3005A Pace Analytical Services - Peachtree Corners, GA								
Boron	**16.5**	mg/L	0.40	0.12	10	07/11/24 13:33	07/16/24 13:49	7440-42-8	
Cobalt	**0.017**	mg/L	0.0050	0.00032	1	07/11/24 13:33	07/12/24 16:55	7440-48-4	

REPORT OF LABORATORY ANALYSIS

This report shall not be reproduced, except in full,
without the written consent of Pace Analytical Services, LLC.

Pace Analytical Services, LLC
9800 Kincey Ave. Suite 100
Huntersville, NC 28078
(704)875-9092

ANALYTICAL RESULTS

Project: Bowen AP-1
Pace Project No.: 92741037

Sample: BOW-AP1-FD-01 **Lab ID: 92741037004** Collected: 07/09/24 00:00 Received: 07/10/24 12:45 Matrix: Water

Parameters	Results	Units	Report Limit	MDL	DF	Prepared	Analyzed	CAS No.	Qual
6020 MET ICPMS	Analytical Method: EPA 6020B Preparation Method: EPA 3005A Pace Analytical Services - Peachtree Corners, GA								
Boron	**14.3**	mg/L	0.20	0.060	5	07/11/24 13:33	07/12/24 17:03	7440-42-8	
Cobalt	**0.013**	mg/L	0.0050	0.00032	1	07/11/24 13:33	07/12/24 16:59	7440-48-4	

REPORT OF LABORATORY ANALYSIS

This report shall not be reproduced, except in full,
without the written consent of Pace Analytical Services, LLC.

Pace Analytical Services, LLC
9800 Kincey Ave. Suite 100
Huntersville, NC 28078
(704)875-9092

ANALYTICAL RESULTS

Project: Bowen AP-1
Pace Project No.: 92741037

Sample: BOW-AP1-FB-01 **Lab ID: 92741037005** Collected: 07/09/24 13:03 Received: 07/10/24 12:45 Matrix: Water

Parameters	Results	Units	Report Limit	MDL	DF	Prepared	Analyzed	CAS No.	Qual
6020 MET ICPMS	Analytical Method: EPA 6020B Preparation Method: EPA 3005A Pace Analytical Services - Peachtree Corners, GA								
Boron	ND	mg/L	0.040	0.012	1	07/11/24 13:33	07/16/24 13:23	7440-42-8	
Cobalt	ND	mg/L	0.0050	0.00032	1	07/11/24 13:33	07/16/24 13:23	7440-48-4	

REPORT OF LABORATORY ANALYSIS

This report shall not be reproduced, except in full,
without the written consent of Pace Analytical Services, LLC.

Pace Analytical Services, LLC
9800 Kincey Ave. Suite 100
Huntersville, NC 28078
(704)875-9092

ANALYTICAL RESULTS

Project: Bowen AP-1
Pace Project No.: 92741037

Sample: BOW-AP1-EB-01 **Lab ID: 92741037006** Collected: 07/09/24 13:08 Received: 07/10/24 12:45 Matrix: Water

Parameters	Results	Units	Report Limit	MDL	DF	Prepared	Analyzed	CAS No.	Qual
6020 MET ICPMS	Analytical Method: EPA 6020B Preparation Method: EPA 3005A Pace Analytical Services - Peachtree Corners, GA								
Boron	ND	mg/L	0.040	0.012	1	07/11/24 13:33	07/16/24 13:27	7440-42-8	
Cobalt	ND	mg/L	0.0050	0.00032	1	07/11/24 13:33	07/16/24 13:27	7440-48-4	

REPORT OF LABORATORY ANALYSIS

This report shall not be reproduced, except in full,
without the written consent of Pace Analytical Services, LLC.

Pace Analytical Services, LLC
9800 Kincey Ave. Suite 100
Huntersville, NC 28078
(704)875-9092

QUALITY CONTROL DATA

Project: Bowen AP-1
Pace Project No.: 92741037

QC Batch: 867559
QC Batch Method: EPA 3005A
Analysis Method: EPA 6020B
Analysis Description: 6020 MET
Laboratory: Pace Analytical Services - Peachtree Corners, GA
Associated Lab Samples: 92741037001, 92741037002, 92741037003, 92741037004, 92741037005, 92741037006

METHOD BLANK: 4471733 Matrix: Water
Associated Lab Samples: 92741037001, 92741037002, 92741037003, 92741037004, 92741037005, 92741037006

Parameter	Units	Blank Result	Reporting Limit	MDL	Analyzed	Qualifiers
Boron	mg/L	ND	0.040	0.012	07/12/24 16:18	
Cobalt	mg/L	ND	0.0050	0.00032	07/12/24 16:18	

LABORATORY CONTROL SAMPLE: 4471734

Parameter	Units	Spike Conc.	LCS Result	LCS % Rec	% Rec Limits	Qualifiers
Boron	mg/L	1	1.1	107	80-120	
Cobalt	mg/L	0.1	0.10	104	80-120	

MATRIX SPIKE & MATRIX SPIKE DUPLICATE: 4471735 4471736

Parameter	Units	92741037001 Result	MS Spike Conc.	MSD Spike Conc.	MS Result	MSD Result	MS % Rec	MSD % Rec	% Rec Limits	RPD	Max RPD	Qual
Boron	mg/L	18.0	1	1	18.1	18.0	14	2	75-125	1	20	
Cobalt	mg/L	0.015	0.1	0.1	0.11	0.11	99	96	75-125	2	20	

Results presented on this page are in the units indicated by the "Units" column except where an alternate unit is presented to the right of the result.

REPORT OF LABORATORY ANALYSIS

This report shall not be reproduced, except in full,
without the written consent of Pace Analytical Services, LLC.

Pace Analytical Services, LLC
9800 Kincey Ave. Suite 100
Huntersville, NC 28078
(704)875-9092

QUALIFIERS

Project: Bowen AP-1
Pace Project No.: 92741037

DEFINITIONS

DF - Dilution Factor, if reported, represents the factor applied to the reported data due to dilution of the sample aliquot.

ND - Not Detected at or above adjusted reporting limit.

TNTC - Too Numerous To Count

J - Estimated concentration above the adjusted method detection limit and below the adjusted reporting limit.

MDL - Adjusted Method Detection Limit.

PQL - Practical Quantitation Limit.

RL - Reporting Limit - The lowest concentration value that meets project requirements for quantitative data with known precision and bias for a specific analyte in a specific matrix.

S - Surrogate

1,2-Diphenylhydrazine decomposes to and cannot be separated from Azobenzene using Method 8270. The result for each analyte is a combined concentration.

Consistent with EPA guidelines, unrounded data are displayed and have been used to calculate % recovery and RPD values.

LCS(D) - Laboratory Control Sample (Duplicate)

MS(D) - Matrix Spike (Duplicate)

DUP - Sample Duplicate

RPD - Relative Percent Difference

NC - Not Calculable.

SG - Silica Gel - Clean-Up

U - Indicates the compound was analyzed for, but not detected.

Acid preservation may not be appropriate for 2 Chloroethylvinyl ether.

A separate vial preserved to a pH of 4-5 is recommended in SW846 Chapter 4 for the analysis of Acrolein and Acrylonitrile by EPA Method 8260.

N-Nitrosodiphenylamine decomposes and cannot be separated from Diphenylamine using Method 8270. The result reported for each analyte is a combined concentration.

Reported results are not rounded until the final step prior to reporting. Therefore, calculated parameters that are typically reported as "Total" may vary slightly from the sum of the reported component parameters.

Pace Analytical is TNI accredited. Contact your Pace PM for the current list of accredited analytes.

TNI - The NELAC Institute.

This report shall not be reproduced, except in full,
without the written consent of Pace Analytical Services, LLC.

Pace Analytical Services, LLC
9800 Kincey Ave. Suite 100
Huntersville, NC 28078
(704)875-9092

QUALITY CONTROL DATA CROSS REFERENCE TABLE

Project: Bowen AP-1
Pace Project No.: 92741037

Lab ID	Sample ID	QC Batch Method	QC Batch	Analytical Method	Analytical Batch
92741037001	**BOW-PT-02**	EPA 3005A	867559	EPA 6020B	867650
92741037002	**BOW-PT-03**	EPA 3005A	867559	EPA 6020B	867650
92741037003	**BOW-BGWC-22**	EPA 3005A	867559	EPA 6020B	867650
92741037004	**BOW-AP1-FD-01**	EPA 3005A	867559	EPA 6020B	867650
92741037005	**BOW-AP1-FB-01**	EPA 3005A	867559	EPA 6020B	867650
92741037006	**BOW-AP1-EB-01**	EPA 3005A	867559	EPA 6020B	867650

This report shall not be reproduced, except in full,
without the written consent of Pace Analytical Services, LLC.

Pace ANALYTICAL SERVICES

Effective Date: 05/24/2024

Laboratory receiving samples:
Asheville ☐ Eden ☐ Greenwood ☐ Huntersville ☐ Raleigh ☐ Mechanicsville ☐ Atlanta ☑ Kernersville ☐

Sample Condition Upon Receipt

Client Name: GA Power

Project #: WO# : 92741037

92741037

Courier: ☐ Commercial ☑ Pace ☐ Fed Ex ☐ UPS ☐ USPS ☐ Client ☐ Other:____

Custody Seal Present? ☐ Yes ☐ No **Seals Intact?** ☑ Yes ☐ No ☐ N/A

Date/Initials Person Examining Contents: 7/16/24 SC

Packing Material: ☑ Bubble Wrap ☐ Bubble Bags ☐ None ☐ Other

Biological Tissue Frozen? ☐ Yes ☐ No ☑ N/A

Thermometer: ☑ IR Gun ID: 230

Type of Ice: ☑ Wet ☐ Blue ☐ None

Cooler Temp: 3.1 **Correction Factor:** Add/Subtract (°C) 0.0

Temp should be above freezing to 6°C
☐ Samples out of temp criteria. Samples on ice, cooling process has begun

Cooler Temp Corrected (°C): 3.1

USDA Regulated Soil (☐ N/A, water sample)
Did samples originate in a quarantine zone within the United States: CA, NY, or SC (check maps)? ☐ Yes ☐ No

Did samples originate from a foreign source (internationally, including Hawaii and Puerto Rico)? ☐ Yes ☐ No

				Comments/Discrepancy:
Chain of Custody Present?	☑ Yes	☐ No	☐ N/A	1.
Samples Arrived within Hold Time?	☑ Yes	☐ No	☐ N/A	2.
Short Hold Time Analysis (<72 hr.)?	☐ Yes	☑ No	☐ N/A	3.
Rush Turn Around Time Requested?	☐ Yes	☑ No	☐ N/A	4.
Sufficient Volume?	☑ Yes	☐ No	☐ N/A	5.
Correct Containers Used?	☑ Yes	☐ No	☐ N/A	6.
-Pace Containers Used?	☑ Yes	☐ No	☐ N/A	
Containers Intact?	☑ Yes	☐ No	☐ N/A	7.
Dissolved analysis: Samples Field Filtered?	☐ Yes	☐ No	☑ N/A	8.
Sample Labels Match COC?	☑ Yes	☐ No	☐ N/A	9.
-Includes Date/Time/ID/Analysis Matrix: W				
Headspace in VOA Vials (>5-6mm)?	☐ Yes	☐ No	☑ N/A	10.
Trip Blank Present?	☐ Yes	☐ No	☑ N/A	11.
Trip Blank Custody Seals Present?	☐ Yes	☐ No	☑ N/A	

COMMENTS/SAMPLE DISCREPANCY

Field Data Required? ☐ Yes ☐ No

Lot ID of split containers:

CLIENT NOTIFICATION/RESOLUTION

Person contacted: _____ Date/Time: _____

Project Manager SCURF Review: _____ **Date:** _____

Project Manager SRF Review: _____ **Date:** _____

WO#: 92741037

PM: BV Due Date: 07/24/24

CLIENT: 92-GP-BOWLF

*Check mark top half of box if pH and/or dechlorination is verified and within the acceptance range for preservation samples.
Exceptions: VOA, Coliform, TOC, Oil and Grease, DRO/8015 (water) DOC, LLHg
**Bottom half of box is to list number of bottles
***Check all unpreserved Nitrates for chlorine

Project #

Laboratory Receiving Location: Asheville ☐ Eden ☐ Greenwood ☐ Huntersville ☐ Raleigh ☐ Mechanicsville ☐ Atlanta ☐ Kernersville ☐

Client_____ Profile/EZ (Circle one)_____ Notes_____

Item#	BP4U-125 mL Plastic Unpreserved (N/A) (Cl-)	BP3U-250 mL Plastic Unpreserved (N/A)	BP2U-500 mL Plastic Unpreserved (N/A)	BP1U-1 liter Plastic Unpreserved (N/A)	BP4S-125 mL Plastic H2SO4 (pH < 2) (Cl-)	BP3N-250 mL plastic HNO3 (pH < 2)	BP4Z-125 mL Plastic ZN Acetate & NaOH (>9)	BP4B-125 mL Plastic NaOH (pH > 12) (Cl-)	WGFU-Wide-mouthed Glass jar Unpreserved	AG1U-1 liter Amber Unpreserved (N/A) (Cl-)	AG1H-1 liter Amber HCl (pH < 2)	AG3U-250 mL Amber Unpreserved (N/A) (Cl-)	AG1S-1 liter Amber H2SO4 (pH < 2)	AG3S-250 mL Amber H2SO4 (pH < 2)	DG84-40 mL Amber NH4Cl (N/A)(Cl-)	DG9H-40 mL VOA HCl (N/A)	VG9T-40 mL VOA Na2S2O3 (N/A)	VG9U-40 mL VOA Unpreserved (N/A)	DG9V-40 mL VOA H3PO4 (N/A)	KP7U-50 mL Plastic Unpreserved (N/A)	V/GK (3 vials per kit)-VPH/Gas kit (N/A)	SP5T-125 mL Sterile Plastic (N/A – lab)	SP2T-250 mL Sterile Plastic (N/A – lab)		BP3R-250 mL Plastic (NH2)2SO4 (9.3-9.7)	AG0U-100 mL Amber Unpreserved (N/A) (Cl-)	VSGU-20 mL Scintillation vials (N/A)	
CC																												
1						1																						
2						1																						
3						1																						
4						1																						
5						1																						
6						1																						
7																												
8																												
9																												
10																												
11																												
12																												

pH Adjustment Log for Preserved Samples

Sample ID	Type of Preservative	pH upon receipt	Date preservation adjusted	Time preservation adjusted	Amount of Preservative added	Lot #

Note: Whenever there is a discrepancy affecting North Carolina compliance samples, a copy of this form will be sent to the North Carolina DENR Certification Office (i.e. Out of hold, incorrect preservative, out of temp, incorrect containers.

Pace® Location Requested (City/State):

Pace Analytical Charlotte
9800 Kincey Ave. Suite 100, Huntersville, NC 28078

CHAIN-OF-CUSTODY Analytical Request Document

Chain-of-Custody is a LEGAL DOCUMENT - Complete all relevant fields

LAB USE ONLY- Affix Workorder/Login Label Here

92741037

Scan QR Code for instructions

Company Name: Georgia Power - Bowen	Contact/Report To: Kristen Jurinko, Mintao Lu, Marty Crook
Street Address: 241 Ralph McGill Blvd NE, Atlanta, GA 30308	Phone #: (470) 217-0008
	E-Mail: knjurink@southernco.com
	Cc E-Mail: Laura Midkiff, Ben Hodges, Mike Smilley, Noelia Gangi
Customer Project #:	Invoice to: Account Payable
Project Name: Bowen AP-1	Invoice E-mail: georgiapowerinvoices@southernco.com
Site Collection Info/Facility ID (as applicable):	Purchase Order # (if applicable): GPC82474-0007
	Quote #:
Time Zone Collected: [ ] AK [ ] PT [ ] MT [ ] CT [X] ET	County / State origin of sample(s): Georgia
Date Deliverables: [ ] Level II [ ] Level III [ ] Level IV [ ] EQUIS [ ] Other	Regulatory Program (DW, RCRA, etc.) as applicable: Reportable [ ] Yes [ ] No
	Rush (Pre-approval required): [ ] Same Day [ ] 1 Day [ ] 2 Day [ ] 3 Day Other
	Date Results Requested:
	DW PWSID # or WW Permit # as applicable:
	Field Filtered (If applicable): [ ] Yes [X] No
	Analysis:

Specify Container Size **: 3

Identify Container Preservative Type***: 2

Analysis Requested

**Container Size: (1) 1L, (2) 500mL, (3) 250mL, (4) 125mL, (5) 100mL, (6) 40mL vial, (7) EnCore, (8) TerraCore, (9) 90mL, (10) Other

*** Preservative Types: (1) None, (2) HNO3, (3) H2SO4, (4) HCl, (5) NaOH, (6) Zn Acetate, (7) NaHSO4, (8) Sod. Thiosulfate, (9) Ascorbic Acid, (10) MeOH, (11) Other

Lab Use Only: Proj. Mgr: Bonnie Vang; AcctNum / Client ID:; Table #:; Profile / Template: 16507; Prelog / Bottle Ord. ID: EZ 3057871

* Matrix Codes (Insert in Matrix box below): Drinking Water (DW), Ground Water (GW), Wastewater (WW), Product (P), Soil/Solid (SS), Oil (OL), Wipe (WP), Tissue (TS), Bioassay (B), Vapor (V), Surface Water (SW),Sediment (SED), Sludge (SL), Caulk (CK), Leachate (LL), Biosolid (BS), Other (OT)

Customer Sample ID	Matrix *	Comp / Grab	Composite Start Date	Composite Start Time	Collected or Composite End Date	Collected or Composite End Time	# Cont.	Residual Chlorine Result	Residual Chlorine Units	Boron, Cobalt	Sample Comment	Preservation non-conformance identified for sample.
BOW-PT-02	WG	G			7/9/24	1135	1			X	001	
BOW-PT-03	WG	G			7/9/24	1142	1			X	002	
BOW-BGWC-22	WG	G			7/9/24	1348	1			X	003	
BOW-AP1-FD-01	WG	G			7/9/24	—	1			X	004	
BOW-AP1-FB-01	WQ	G			7/9/24	1303	1			X	005	
BOW-AP1-EB-01	WQ	G			7/9/24	1308	1			X	006	

Additional Instructions from Pace®:
Task Code: BOW-CCR-CA-20240709

Collected By: Printed Name: Jay Siewert, Natalie Pipero
Signature: [signature] Resolute Environmental

Customer Remarks / Special Conditions / Possible Hazards:

Coolers: Thermometer ID: Correction Factor (°C): Obs. Temp (°C): Corrected Temp (°C): [ ] On Ice

Relinquished by/Company: (Signature)	Date/Time:	Received by/Company: (Signature)	Date/Time:	Tracking Number:
[signature] 7/10/24 1245		Ryan Williams / Pace	7/10/24 1245	
Ryan Williams / Pace	7/10/24 1610	[signature]	7/10/24 1610	Delivered by: [ ] In-Person [ ] Courier [ ] FedEx [ ] UPS [ ] Other
Relinquished by/Company: (Signature)	Date/Time:	Received by/Company: (Signature)	Date/Time:	
Relinquished by/Company: (Signature)	Date/Time:	Received by/Company: (Signature)	Date/Time:	Page: 1 of 1

Submitting a sample via this chain of custody constitutes acknowledgment and acceptance of the Pace® Terms and Conditions found at https://www.pacelabs.com/resource-library/resource/pace-terms-and-conditions/

ENV-FRM-CORO-0019_v02_110123 ©

Pace Analytical Services, LLC
9800 Kincey Ave. Suite 100
Huntersville, NC 28078
(704)875-9092

August 30, 2024

Kristen Jurinko
Southern Co.
241 Ralph McGill Blvd NE
Bin 10160
Atlanta, GA 30308

RE: Project: Bowen AP-1 (CA)-20240821
Pace Project No.: 92749474

Dear Kristen Jurinko:

Enclosed are the analytical results for sample(s) received by the laboratory on August 23, 2024. The results relate only to the samples included in this report. Results reported herein conform to the applicable TNI/NELAC Standards and the laboratory's Quality Manual, where applicable, unless otherwise noted in the body of the report.

The test results provided in this final report were generated by each of the following laboratories within the Pace Network:

- Pace Analytical Services - Peachtree Corners, GA

If you have any questions concerning this report, please feel free to contact me.

Sincerely,

Taylor M Cannon for
Bonnie Vang
bonnie.vang@pacelabs.com
704-977-0968
Project Manager

Enclosures

cc: Marty Crook, Geosyntec Consultants
Whitney Law, Geosyntec
Mintao Lu, Geosyntec
Laura Midkiff, Southern Co.
Caroline Nelson, Geosyntec

This report shall not be reproduced, except in full,
without the written consent of Pace Analytical Services, LLC.

Pace Analytical Services, LLC
9800 Kincey Ave. Suite 100
Huntersville, NC 28078
(704)875-9092

CERTIFICATIONS

Project: Bowen AP-1 (CA)-20240821
Pace Project No.: 92749474

Pace Analytical Services Peachtree Corners
110 Technology Pkwy, Peachtree Corners, GA 30092
Florida DOH Certification #: E87315
Georgia DW Inorganics Certification #: 812
North Carolina Certification #: 381
South Carolina Certification #: 98011001
Virginia Certification #: 460204

This report shall not be reproduced, except in full,
without the written consent of Pace Analytical Services, LLC.

Pace Analytical Services, LLC
9800 Kincey Ave. Suite 100
Huntersville, NC 28078
(704)875-9092

SAMPLE SUMMARY

Project: Bowen AP-1 (CA)-20240821
Pace Project No.: 92749474

Lab ID	Sample ID	Matrix	Date Collected	Date Received
92749474001	**BOW-PT-02**	Water	08/21/24 10:43	08/23/24 10:05
92749474002	**BOW-PT-03**	Water	08/21/24 11:55	08/23/24 10:05
92749474003	**BOW-AP1-FD-01**	Water	08/21/24 00:00	08/23/24 10:05
92749474004	**BOW-AP1-FB-01**	Water	08/21/24 17:23	08/23/24 10:05
92749474005	**BOW-AP1-EB-01**	Water	08/21/24 17:25	08/23/24 10:05

This report shall not be reproduced, except in full,
without the written consent of Pace Analytical Services, LLC.

Pace Analytical Services, LLC
9800 Kincey Ave. Suite 100
Huntersville, NC 28078
(704)875-9092

SAMPLE ANALYTE COUNT

Project: Bowen AP-1 (CA)-20240821
Pace Project No.: 92749474

Lab ID	Sample ID	Method	Analysts	Analytes Reported
92749474001	**BOW-PT-02**	EPA 6020B	CW1	2
92749474002	**BOW-PT-03**	EPA 6020B	CW1	2
92749474003	**BOW-AP1-FD-01**	EPA 6020B	CW1	2
92749474004	**BOW-AP1-FB-01**	EPA 6020B	CW1	2
92749474005	**BOW-AP1-EB-01**	EPA 6020B	CW1	2

PASI-GA = Pace Analytical Services - Peachtree Corners, GA

This report shall not be reproduced, except in full,
without the written consent of Pace Analytical Services, LLC.

Pace Analytical Services, LLC
9800 Kincey Ave. Suite 100
Huntersville, NC 28078
(704)875-9092

SUMMARY OF DETECTION

Project: Bowen AP-1 (CA)-20240821
Pace Project No.: 92749474

Lab Sample ID / Method	Client Sample ID / Parameters	Result	Units	Report Limit	Analyzed	Qualifiers
92749474001	**BOW-PT-02**					
EPA 6020B	Boron	17.9	mg/L	2.0	08/29/24 22:10	
EPA 6020B	Cobalt	0.019	mg/L	0.0050	08/29/24 23:12	
92749474002	**BOW-PT-03**					
EPA 6020B	Boron	4.0	mg/L	0.040	08/29/24 22:21	
EPA 6020B	Cobalt	0.00095J	mg/L	0.0050	08/29/24 22:21	
92749474003	**BOW-AP1-FD-01**					
EPA 6020B	Boron	18.7	mg/L	2.0	08/29/24 22:24	
EPA 6020B	Cobalt	0.019	mg/L	0.0050	08/29/24 23:16	

REPORT OF LABORATORY ANALYSIS

This report shall not be reproduced, except in full,
without the written consent of Pace Analytical Services, LLC.

Pace Analytical Services, LLC
9800 Kincey Ave. Suite 100
Huntersville, NC 28078
(704)875-9092

ANALYTICAL RESULTS

Project: Bowen AP-1 (CA)-20240821
Pace Project No.: 92749474

Sample: BOW-PT-02 **Lab ID: 92749474001** Collected: 08/21/24 10:43 Received: 08/23/24 10:05 Matrix: Water

Parameters	Results	Units	Report Limit	MDL	DF	Prepared	Analyzed	CAS No.	Qual
6020 MET ICPMS	Analytical Method: EPA 6020B Preparation Method: EPA 3005A Pace Analytical Services - Peachtree Corners, GA								
Boron	**17.9**	mg/L	2.0	0.60	50	08/28/24 09:51	08/29/24 22:10	7440-42-8	
Cobalt	**0.019**	mg/L	0.0050	0.00032	1	08/28/24 09:51	08/29/24 23:12	7440-48-4	

REPORT OF LABORATORY ANALYSIS

This report shall not be reproduced, except in full,
without the written consent of Pace Analytical Services, LLC.

Pace Analytical Services, LLC
9800 Kincey Ave. Suite 100
Huntersville, NC 28078
(704)875-9092

ANALYTICAL RESULTS

Project: Bowen AP-1 (CA)-20240821
Pace Project No.: 92749474

Sample: BOW-PT-03 **Lab ID: 92749474002** Collected: 08/21/24 11:55 Received: 08/23/24 10:05 Matrix: Water

Parameters	Results	Units	Report Limit	MDL	DF	Prepared	Analyzed	CAS No.	Qual
6020 MET ICPMS	Analytical Method: EPA 6020B Preparation Method: EPA 3005A Pace Analytical Services - Peachtree Corners, GA								
Boron	**4.0**	mg/L	0.040	0.012	1	08/28/24 09:51	08/29/24 22:21	7440-42-8	
Cobalt	**0.00095J**	mg/L	0.0050	0.00032	1	08/28/24 09:51	08/29/24 22:21	7440-48-4	

REPORT OF LABORATORY ANALYSIS

This report shall not be reproduced, except in full,
without the written consent of Pace Analytical Services, LLC.

Pace Analytical Services, LLC
9800 Kincey Ave. Suite 100
Huntersville, NC 28078
(704)875-9092

ANALYTICAL RESULTS

Project: Bowen AP-1 (CA)-20240821
Pace Project No.: 92749474

Sample: BOW-AP1-FD-01 **Lab ID: 92749474003** Collected: 08/21/24 00:00 Received: 08/23/24 10:05 Matrix: Water

Parameters	Results	Units	Report Limit	MDL	DF	Prepared	Analyzed	CAS No.	Qual
6020 MET ICPMS	Analytical Method: EPA 6020B Preparation Method: EPA 3005A Pace Analytical Services - Peachtree Corners, GA								
Boron	**18.7**	mg/L	2.0	0.60	50	08/28/24 09:51	08/29/24 22:24	7440-42-8	
Cobalt	**0.019**	mg/L	0.0050	0.00032	1	08/28/24 09:51	08/29/24 23:16	7440-48-4	

REPORT OF LABORATORY ANALYSIS

This report shall not be reproduced, except in full,
without the written consent of Pace Analytical Services, LLC.

Pace Analytical Services, LLC
9800 Kincey Ave. Suite 100
Huntersville, NC 28078
(704)875-9092

ANALYTICAL RESULTS

Project: Bowen AP-1 (CA)-20240821
Pace Project No.: 92749474

Sample: BOW-AP1-FB-01 **Lab ID: 92749474004** Collected: 08/21/24 17:23 Received: 08/23/24 10:05 Matrix: Water

Parameters	Results	Units	Report Limit	MDL	DF	Prepared	Analyzed	CAS No.	Qual
6020 MET ICPMS	Analytical Method: EPA 6020B Preparation Method: EPA 3005A Pace Analytical Services - Peachtree Corners, GA								
Boron	ND	mg/L	0.040	0.012	1	08/28/24 09:51	08/29/24 22:28	7440-42-8	
Cobalt	ND	mg/L	0.0050	0.00032	1	08/28/24 09:51	08/29/24 22:28	7440-48-4	

REPORT OF LABORATORY ANALYSIS

This report shall not be reproduced, except in full,
without the written consent of Pace Analytical Services, LLC.

Pace Analytical Services, LLC
9800 Kincey Ave. Suite 100
Huntersville, NC 28078
(704)875-9092

ANALYTICAL RESULTS

Project: Bowen AP-1 (CA)-20240821
Pace Project No.: 92749474

Sample: BOW-AP1-EB-01 **Lab ID: 92749474005** Collected: 08/21/24 17:25 Received: 08/23/24 10:05 Matrix: Water

Parameters	Results	Units	Report Limit	MDL	DF	Prepared	Analyzed	CAS No.	Qual
6020 MET ICPMS	Analytical Method: EPA 6020B Preparation Method: EPA 3005A Pace Analytical Services - Peachtree Corners, GA								
Boron	ND	mg/L	0.040	0.012	1	08/28/24 09:51	08/29/24 22:32	7440-42-8	
Cobalt	ND	mg/L	0.0050	0.00032	1	08/28/24 09:51	08/29/24 22:32	7440-48-4	

REPORT OF LABORATORY ANALYSIS

This report shall not be reproduced, except in full,
without the written consent of Pace Analytical Services, LLC.

Pace Analytical Services, LLC
9800 Kincey Ave. Suite 100
Huntersville, NC 28078
(704)875-9092

QUALITY CONTROL DATA

Project: Bowen AP-1 (CA)-20240821
Pace Project No.: 92749474

QC Batch: 878757
QC Batch Method: EPA 3005A
Analysis Method: EPA 6020B
Analysis Description: 6020 MET
Laboratory: Pace Analytical Services - Peachtree Corners, GA
Associated Lab Samples: 92749474001, 92749474002, 92749474003, 92749474004, 92749474005

METHOD BLANK: 4526083 Matrix: Water
Associated Lab Samples: 92749474001, 92749474002, 92749474003, 92749474004, 92749474005

Parameter	Units	Blank Result	Reporting Limit	MDL	Analyzed	Qualifiers
Boron	mg/L	ND	0.040	0.012	08/28/24 16:12	
Cobalt	mg/L	ND	0.0050	0.00032	08/28/24 16:12	

LABORATORY CONTROL SAMPLE: 4526084

Parameter	Units	Spike Conc.	LCS Result	LCS % Rec	% Rec Limits	Qualifiers
Boron	mg/L	1	1.1	111	80-120	
Cobalt	mg/L	0.1	0.098	98	80-120	

MATRIX SPIKE & MATRIX SPIKE DUPLICATE: 4526085 4526086

Parameter	Units	92749319036 Result	MS Spike Conc.	MSD Spike Conc.	MS Result	MSD Result	MS % Rec	MSD % Rec	% Rec Limits	RPD	Max RPD	Qual
Boron	mg/L	ND	1	1	1.1	1.1	105	105	75-125	0	20	
Cobalt	mg/L	ND	0.1	0.1	0.10	0.10	100	101	75-125	1	20	

Results presented on this page are in the units indicated by the "Units" column except where an alternate unit is presented to the right of the result.

REPORT OF LABORATORY ANALYSIS

This report shall not be reproduced, except in full,
without the written consent of Pace Analytical Services, LLC.

Pace Analytical Services, LLC
9800 Kincey Ave. Suite 100
Huntersville, NC 28078
(704)875-9092

QUALIFIERS

Project: Bowen AP-1 (CA)-20240821
Pace Project No.: 92749474

DEFINITIONS

DF - Dilution Factor, if reported, represents the factor applied to the reported data due to dilution of the sample aliquot.

ND - Not Detected at or above adjusted reporting limit.

TNTC - Too Numerous To Count

J - Estimated concentration above the adjusted method detection limit and below the adjusted reporting limit.

MDL - Adjusted Method Detection Limit.

PQL - Practical Quantitation Limit.

RL - Reporting Limit - The lowest concentration value that meets project requirements for quantitative data with known precision and bias for a specific analyte in a specific matrix.

S - Surrogate

1,2-Diphenylhydrazine decomposes to and cannot be separated from Azobenzene using Method 8270. The result for each analyte is a combined concentration.

Consistent with EPA guidelines, unrounded data are displayed and have been used to calculate % recovery and RPD values.

LCS(D) - Laboratory Control Sample (Duplicate)

MS(D) - Matrix Spike (Duplicate)

DUP - Sample Duplicate

RPD - Relative Percent Difference

NC - Not Calculable.

SG - Silica Gel - Clean-Up

U - Indicates the compound was analyzed for, but not detected.

Acid preservation may not be appropriate for 2 Chloroethylvinyl ether.

A separate vial preserved to a pH of 4-5 is recommended in SW846 Chapter 4 for the analysis of Acrolein and Acrylonitrile by EPA Method 8260.

N-Nitrosodiphenylamine decomposes and cannot be separated from Diphenylamine using Method 8270. The result reported for each analyte is a combined concentration.

Reported results are not rounded until the final step prior to reporting. Therefore, calculated parameters that are typically reported as "Total" may vary slightly from the sum of the reported component parameters.

Pace Analytical is TNI accredited. Contact your Pace PM for the current list of accredited analytes.

TNI - The NELAC Institute.

This report shall not be reproduced, except in full,
without the written consent of Pace Analytical Services, LLC.

Pace Analytical Services, LLC
9800 Kincey Ave. Suite 100
Huntersville, NC 28078
(704)875-9092

QUALITY CONTROL DATA CROSS REFERENCE TABLE

Project: Bowen AP-1 (CA)-20240821
Pace Project No.: 92749474

Lab ID	Sample ID	QC Batch Method	QC Batch	Analytical Method	Analytical Batch
92749474001	**BOW-PT-02**	EPA 3005A	878757	EPA 6020B	878909
92749474002	**BOW-PT-03**	EPA 3005A	878757	EPA 6020B	878909
92749474003	**BOW-AP1-FD-01**	EPA 3005A	878757	EPA 6020B	878909
92749474004	**BOW-AP1-FB-01**	EPA 3005A	878757	EPA 6020B	878909
92749474005	**BOW-AP1-EB-01**	EPA 3005A	878757	EPA 6020B	878909

This report shall not be reproduced, except in full,
without the written consent of Pace Analytical Services, LLC.

WO# : 92749474

92749474

Pace® Location Requested (City/State): Pace Analytical Charlotte, 9800 Kinsey Ave. Suite 100, Huntersville, NC 28078

CHAIN-OF-CUSTODY Analytical Request Document

Chain-of-Custody is a LEGAL DOCUMENT - Complete all relevant fields

Company Name: Georgia Power - Bowen
Street Address: 241 Ralph McGill Blvd NE, Atlanta, GA 30308
Customer Project #:
Project Name: Bowen AP-1
Site Collection Info/Facility ID (as applicable):

Contact/Report To: Kristen Jurinko, Mintao Lu, Marty Crook
Phone #: (470) 217-0008
E-Mail: knjurink@southernco.com
Cc E-Mail: Laura Midkiff, Ben Hodges, Mike Smilley, Noelia Gangi
Invoice to: Account Payable
Invoice E-mail: georgiapowerinvoices@southernco.com
Purchase Order # (if applicable): GPC82474-0007
Quote #:
County / State origin of sample(s): Georgia

Time Zone Collected: [ ] AK [ ] PT [ ] MT [ ] CT [X] ET

Data Deliverables: [ ] Level II [ ] Level III [ ] Level IV [ ] EQUIS [ ] Other

Regulatory Program (DW, RCRA, etc.) as applicable: Reportable [ ] Yes [ ] No

Rush (Pre-approval required): [ ] Same Day [ ] 1 Day [ ] 2 Day [ ] 3 Day Other
Date Results Requested:

DW PWSID # or WW Permit # as applicable:
Field Filtered (if applicable): [ ] Yes [ ] No
Analysis:

* Matrix Codes (Insert in Matrix box below): Drinking Water (DW), Ground Water (GW), Wastewater (WW), Product (P), Soil/Solid (SS), Oil (OL), Wipe (WP), Tissue (TS), Bioassay (B), Vapor (V), Surface Water (SW), Sediment (SED), Sludge (SL), Caulk (CK), Leachate (LL), Biosolid (BS), Other (OT)

Specify Container Size **: 3 | 3
Identify Container Preservative Type***: 2 | 2
Analysis Requested

** Container Size: (1) 1L, (2) 500mL, (3) 250mL, (4) 125mL, (5) 100mL, (6) 40mL vial, (7) EnCore, (8) TerraCore, (9) 90mL, (10) Other

*** Preservative Types: (1) None, (2) HNO3, (3) H2SO4, (4) HCl, (5) NaOH, (6) Zn Acetate, (7) NaHSO4, (8) Sod. Thiosulfate, (9) Ascorbic Acid, (10) MeOH, (11) Other

Lab Use Only: Proj. Mgr: Bonnie Vang; AcctNum / Client ID:; Table #:; Profile / Template: 18507; Prelog / Bottle Ord. ID: EZ 3057871

Customer Sample ID	Matrix *	Comp / Grab	Composite Start Date	Composite Start Time	Collected or Composite End Date	Collected or Composite End Time	# Cont.	Residual Chlorine Result	Residual Chlorine Units	Boron	Cobalt	Sample Comment	Preservation non-conformance identified for sample
BOW-PT-02	WG	G			8/21/24	1043	1			X	X		
BOW-PT-03	WG	G			8/21/24	1155	1			X	X		
BOW-AP1-FD-01	WG	G			8/21/24	—	1			X	X		
BOW-AP1-FB-01	WQ	G			8/21/24	1723	1			X	X		
BOW-AP1-EB-01	WQ	G			8/21/24	1725	1			X	X		

Additional Instructions from Pace®:
Task Code: BOW-CCR-CA-~~[illegible]~~ 20240821

Collected By: Kevin Stephenson, William Leaker, Jay Siewert, Natalie Piparo
Printed Name
Signature: [signature] Resolute Environmental

Customer Remarks / Special Conditions / Possible Hazards:

Coolers: Thermometer ID: Correction Factor (°C): Obs. Temp. (°C): Corrected Temp. (°C): [ ] On Ice

Relinquished by/Company: (Signature)	Date/Time:	Received by/Company: (Signature)	Date/Time:
[signature] Resolute Env.	8/23/24 1005	Ryan Williams / Pace	8/23/24 1005
Ryan Williams / Pace	8/23/24 1230	[signature]	8/23/24 1230

Tracking Number:
Delivered by: [ ] In-Person [ ] Courier [ ] FedEx [ ] UPS [ ] Other

Page: 1 of 1

Submitting a sample via this chain of custody constitutes acknowledgment and acceptance of the Pace® Terms and Conditions found at https://www.pacelabs.com/resource-library/resource/pace-terms-and-conditions/

ENV-FRM-CORQ-0019_v02_110123 ©

Pace	DC#_Title: ENV-FRM-HUN1-0083 v05_Sample Condition Upon Receipt
	Effective Date: 05/24/2024

Laboratory receiving samples:
Asheville ☐ Eden ☐ Greenwood ☐ Huntersville ☐ Raleigh ☐ Mechanicsville ☐ Atlanta ☑ Kernersville ☐

Sample Condition Upon Receipt

Client Name: GA Power - Bowen

Project # **WO#: 92749474**

PM: BV Due Date: 09/09/24
CLIENT: 92-GP-BOWLF

Courier: ☐ Commercial ☐ Fed Ex ☑ Pace ☐ UPS ☐ USPS ☐ Other:____ ☐ Client

Custody Seal Present? ☑ Yes ☐ No Seals Intact? ☑ Yes ☐ No ☐ N/A

Date/Initials Person Examining Contents: 8/23/24 MW

Packing Material: ☑ Bubble Wrap ☐ Bubble Bags ☐ None ☐ Other

Biological Tissue Frozen? ☐ Yes ☐ No ☑ N/A

Thermometer:
☐ IR Gun ID: 214 Type of Ice: ☑ Wet ☐ Blue ☐ None

Cooler Temp: 4.5 Correction Factor: Add/Subtract (°C) 0

Temp should be above freezing to 6°C
☐ Samples out of temp criteria. Samples on ice, cooling process has begun

Cooler Temp Corrected (°C): 4.5

USDA Regulated Soil (☐ N/A, water sample)
Did samples originate in a quarantine zone within the United States: CA, NY, or SC (check maps)? ☐ Yes ☐ No

Did samples originate from a foreign source (internationally, including Hawaii and Puerto Rico)? ☐ Yes ☐ No

				Comments/Discrepancy:
Chain of Custody Present?	☑ Yes	☐ No	☐ N/A	1.
Samples Arrived within Hold Time?	☑ Yes	☐ No	☐ N/A	2.
Short Hold Time Analysis (<72 hr.)?	☑ Yes	☐ No	☐ N/A	3.
Rush Turn Around Time Requested?	☐ Yes	☑ No	☐ N/A	4.
Sufficient Volume?	☑ Yes	☐ No	☐ N/A	5.
Correct Containers Used?	☑ Yes	☐ No	☐ N/A	6.
-Pace Containers Used?	☑ Yes	☐ No	☐ N/A	
Containers Intact?	☑ Yes	☐ No	☐ N/A	7.
Dissolved analysis: Samples Field Filtered?	☐ Yes	☑ No	☐ N/A	8.
Sample Labels Match COC?	☑ Yes	☐ No	☐ N/A	9.
-Includes Date/Time/ID/Analysis Matrix: WO, WQ				
Headspace in VOA Vials (>5-6mm)?	☐ Yes	☐ No	☐ N/A	10.
Trip Blank Present?	☐ Yes	☐ No	☐ N/A	11.
Trip Blank Custody Seals Present?	☐ Yes	☐ No	☐ N/A	

COMMENTS/SAMPLE DISCREPANCY

Field Data Required? ☐ Yes ☐ No

Lot ID of split containers:

CLIENT NOTIFICATION/RESOLUTION

Person contacted: _____ Date/Time: _____

Project Manager SCURF Review: _____ Date: _____

Project Manager SRF Review: _____ Date: _____

Qualtrax ID: 69614

Pace	DC#_Title: ENV-FRM-HUN1-0083 v05_Sample Condition Upon Receipt
	Effective Date: 05/24/2024

*Check mark top half of box if pH and/or dechlorination is verified and within the acceptance range for preservation samples.
Exceptions: VOA, Coliform, TOC, Oil and Grease, DRO/8015 (water) DOC, Lt Hg
**Bottom half of box is to list number of bottles
***Check all unpreserved Nitrates for chlorine

Project #

Laboratory Receiving Location: Asheville ☐ Eden ☐ Greenwood ☐ Huntersville ☐ Raleigh ☐ Mechanicsville ☐ Atlanta ☑ Kernersville ☐

Client GA Power - Bowen Profile/EZ (Circle one) 3057871 Notes

Item#	BP4U-125 mL Plastic Unpreserved (N/A) (Cl-)	BP3U-250 mL Plastic Unpreserved (N/A)	BP2U-500 mL Plastic Unpreserved (N/A)	BP1U-1 liter Plastic Unpreserved (N/A)		BP4S-125 mL Plastic H2SO4 (pH < 2) (Cl-)	BP3N-250 mL plastic HNO3 (pH < 2)	BP4Z-125 mL Plastic ZN Acetate & NaOH (>9)	BP4B-125 mL Plastic NaOH (pH > 12) (Cl-)	WGFU-Wide-mouthed Glass jar Unpreserved	AG1U-1 liter Amber Unpreserved (N/A) (Cl-)	AG1H-1 liter Amber HCl (pH < 2)	AG3U-250 mL Amber Unpreserved (N/A) (Cl-)	AG1S-1 liter Amber H2SO4 (pH < 2)	AG3S-250 mL Amber H2SO4 (pH < 2)	DG94-40 mL Amber NH4Cl (N/A)(Cl-)	DG9H-40 mL VOA HCl (N/A)	VG9T-40 mL VOA Na2S2O3 (N/A)	VG9U-40 mL VOA Unpreserved (N/A)	DG9V-40 mL VOA H3PO4 (N/A)	KP7U-50 mL Plastic Unpreserved (N/A)	V/GK (3 vials per kit)-VPH/Gas kit (N/A)	SP5T-125 mL Sterile Plastic (N/A – lab)	SP2T-250 mL Sterile Plastic (N/A – lab)		BP3R-250 mL Plastic (NH2)2SO4 (9.3-9.7)	AG0U-100 mL Amber Unpreserved (N/A) (Cl-)	VSGU-20 mL Scintillation vials (N/A)	DG9U-40 mL Amber Unpreserved vials (N/A)
CC																														
1	\				\	\	\	\	\			\		\	\	\											\	\		
2	\				\	\	\	\	\			\		\	\	\											\	\		
3	\				\	\	\	\	\			\		\	\	\											\	\		
4	\				\	\	\	\	\			\		\	\	\											\	\		
5	\				\	\	\	\	\			\		\	\	\											\	\		
6	\				\	\	\	\	\			\		\	\	\											\	\		
7	\				\	\	\	\	\			\		\	\	\											\	\		
8	\				\	\	\	\	\			\		\	\	\											\	\		
9	\				\	\	\	\	\			\		\	\	\											\	\		
10	\				\	\	\	\	\			\		\	\	\											\	\		
11	\				\	\	\	\	\			\		\	\	\											\	\		
12	\				\	\	\	\	\			\		\	\	\											\	\		

pH Adjustment Log for Preserved Samples

Sample ID	Type of Preservative	pH upon receipt	Date preservation adjusted	Time preservation adjusted	Amount of Preservative added	Lot #

Note: Whenever there is a discrepancy affecting North Carolina compliance samples, a copy of this form will be sent to the North Carolina DENR Certification Office (i.e. Out of hold, incorrect preservative, out of temp, incorrect containers.

Pace Analytical Services, LLC
9800 Kincey Ave. Suite 100
Huntersville, NC 28078
(704)875-9092

September 06, 2024

Kristen Jurinko
Southern Co.
241 Ralph McGill Blvd NE
Bin 10160
Atlanta, GA 30308

RE: Project: Bowen AP-1 (CA)-20240822
Pace Project No.: 92749477

Dear Kristen Jurinko:

Enclosed are the analytical results for sample(s) received by the laboratory on August 23, 2024. The results relate only to the samples included in this report. Results reported herein conform to the applicable TNI/NELAC Standards and the laboratory's Quality Manual, where applicable, unless otherwise noted in the body of the report.

The test results provided in this final report were generated by each of the following laboratories within the Pace Network:

- Pace Analytical Services - Peachtree Corners, GA

If you have any questions concerning this report, please feel free to contact me.

Sincerely,

Bonnie Vang
bonnie.vang@pacelabs.com
704-977-0968
Project Manager

Enclosures

cc: Marty Crook, Geosyntec Consultants
Whitney Law, Geosyntec
Mintao Lu, Geosyntec
Laura Midkiff, Southern Co.
Caroline Nelson, Geosyntec

This report shall not be reproduced, except in full,
without the written consent of Pace Analytical Services, LLC.

Pace Analytical Services, LLC
9800 Kincey Ave. Suite 100
Huntersville, NC 28078
(704)875-9092

CERTIFICATIONS

Project: Bowen AP-1 (CA)-20240822
Pace Project No.: 92749477

Pace Analytical Services Peachtree Corners
110 Technology Pkwy, Peachtree Corners, GA 30092
Florida DOH Certification #: E87315
Georgia DW Inorganics Certification #: 812
North Carolina Certification #: 381
South Carolina Certification #: 98011001
Virginia Certification #: 460204

This report shall not be reproduced, except in full,
without the written consent of Pace Analytical Services, LLC.

Pace Analytical Services, LLC
9800 Kincey Ave. Suite 100
Huntersville, NC 28078
(704)875-9092

SAMPLE SUMMARY

Project: Bowen AP-1 (CA)-20240822
Pace Project No.: 92749477

Lab ID	Sample ID	Matrix	Date Collected	Date Received
92749477001	**BOW-PZ-08**	Water	08/22/24 14:58	08/23/24 10:05
92749477002	**BOW-AP1-FD-01**	Water	08/22/24 00:00	08/23/24 10:05
92749477003	**BOW-AP1-FB-01**	Water	08/22/24 16:23	08/23/24 10:05
92749477004	**BOW-AP1-EB-01**	Water	08/22/24 16:20	08/23/24 10:05

REPORT OF LABORATORY ANALYSIS

This report shall not be reproduced, except in full,
without the written consent of Pace Analytical Services, LLC.

Pace Analytical Services, LLC
9800 Kincey Ave. Suite 100
Huntersville, NC 28078
(704)875-9092

SAMPLE ANALYTE COUNT

Project: Bowen AP-1 (CA)-20240822
Pace Project No.: 92749477

Lab ID	Sample ID	Method	Analysts	Analytes Reported
92749477001	**BOW-PZ-08**	EPA 6020B	CW1	2
92749477002	**BOW-AP1-FD-01**	EPA 6020B	MT1	2
92749477003	**BOW-AP1-FB-01**	EPA 6020B	MT1	2
92749477004	**BOW-AP1-EB-01**	EPA 6020B	MT1	2

PASI-GA = Pace Analytical Services - Peachtree Corners, GA

REPORT OF LABORATORY ANALYSIS

This report shall not be reproduced, except in full,
without the written consent of Pace Analytical Services, LLC.

Pace Analytical Services, LLC
9800 Kincey Ave. Suite 100
Huntersville, NC 28078
(704)875-9092

SUMMARY OF DETECTION

Project: Bowen AP-1 (CA)-20240822
Pace Project No.: 92749477

Lab Sample ID / Method	Client Sample ID / Parameters	Result	Units	Report Limit	Analyzed	Qualifiers
92749477001	**BOW-PZ-08**					
EPA 6020B	Boron	1.8	mg/L	0.040	08/29/24 22:35	
92749477002	**BOW-AP1-FD-01**					
EPA 6020B	Boron	2.0	mg/L	0.040	09/03/24 18:22	
92749477003	**BOW-AP1-FB-01**					
EPA 6020B	Boron	0.013J	mg/L	0.040	09/03/24 18:25	

REPORT OF LABORATORY ANALYSIS

This report shall not be reproduced, except in full,
without the written consent of Pace Analytical Services, LLC.

Pace Analytical Services, LLC
9800 Kincey Ave. Suite 100
Huntersville, NC 28078
(704)875-9092

ANALYTICAL RESULTS

Project: Bowen AP-1 (CA)-20240822
Pace Project No.: 92749477

Sample: BOW-PZ-08 **Lab ID: 92749477001** Collected: 08/22/24 14:58 Received: 08/23/24 10:05 Matrix: Water

Parameters	Results	Units	Report Limit	MDL	DF	Prepared	Analyzed	CAS No.	Qual
6020 MET ICPMS	Analytical Method: EPA 6020B Preparation Method: EPA 3005A Pace Analytical Services - Peachtree Corners, GA								
Boron	**1.8**	mg/L	0.040	0.012	1	08/28/24 09:51	08/29/24 22:35	7440-42-8	
Cobalt	ND	mg/L	0.0050	0.00032	1	08/28/24 09:51	08/29/24 22:35	7440-48-4	

REPORT OF LABORATORY ANALYSIS

This report shall not be reproduced, except in full,
without the written consent of Pace Analytical Services, LLC.

Pace Analytical Services, LLC
9800 Kincey Ave. Suite 100
Huntersville, NC 28078
(704)875-9092

ANALYTICAL RESULTS

Project: Bowen AP-1 (CA)-20240822
Pace Project No.: 92749477

Sample: BOW-AP1-FD-01 **Lab ID: 92749477002** Collected: 08/22/24 00:00 Received: 08/23/24 10:05 Matrix: Water

Parameters	Results	Units	Report Limit	MDL	DF	Prepared	Analyzed	CAS No.	Qual
6020 MET ICPMS	Analytical Method: EPA 6020B Preparation Method: EPA 3005A Pace Analytical Services - Peachtree Corners, GA								
Boron	**2.0**	mg/L	0.040	0.012	1	08/28/24 10:51	09/03/24 18:22	7440-42-8	
Cobalt	ND	mg/L	0.0050	0.00032	1	08/28/24 10:51	09/03/24 18:22	7440-48-4	

REPORT OF LABORATORY ANALYSIS

This report shall not be reproduced, except in full,
without the written consent of Pace Analytical Services, LLC.

Pace Analytical Services, LLC
9800 Kincey Ave. Suite 100
Huntersville, NC 28078
(704)875-9092

ANALYTICAL RESULTS

Project: Bowen AP-1 (CA)-20240822
Pace Project No.: 92749477

Sample: BOW-AP1-FB-01 **Lab ID: 92749477003** Collected: 08/22/24 16:23 Received: 08/23/24 10:05 Matrix: Water

Parameters	Results	Units	Report Limit	MDL	DF	Prepared	Analyzed	CAS No.	Qual
6020 MET ICPMS	Analytical Method: EPA 6020B Preparation Method: EPA 3005A Pace Analytical Services - Peachtree Corners, GA								
Boron	**0.013J**	mg/L	0.040	0.012	1	08/28/24 10:51	09/03/24 18:25	7440-42-8	
Cobalt	ND	mg/L	0.0050	0.00032	1	08/28/24 10:51	09/03/24 18:25	7440-48-4	

REPORT OF LABORATORY ANALYSIS

This report shall not be reproduced, except in full,
without the written consent of Pace Analytical Services, LLC.

Pace Analytical Services, LLC
9800 Kincey Ave. Suite 100
Huntersville, NC 28078
(704)875-9092

ANALYTICAL RESULTS

Project: Bowen AP-1 (CA)-20240822
Pace Project No.: 92749477

Sample: BOW-AP1-EB-01 **Lab ID: 92749477004** Collected: 08/22/24 16:20 Received: 08/23/24 10:05 Matrix: Water

Parameters	Results	Units	Report Limit	MDL	DF	Prepared	Analyzed	CAS No.	Qual
6020 MET ICPMS	Analytical Method: EPA 6020B Preparation Method: EPA 3005A Pace Analytical Services - Peachtree Corners, GA								
Boron	ND	mg/L	0.040	0.012	1	08/28/24 10:51	09/03/24 18:29	7440-42-8	
Cobalt	ND	mg/L	0.0050	0.00032	1	08/28/24 10:51	09/03/24 18:29	7440-48-4	

REPORT OF LABORATORY ANALYSIS

This report shall not be reproduced, except in full,
without the written consent of Pace Analytical Services, LLC.

Pace Analytical Services, LLC
9800 Kincey Ave. Suite 100
Huntersville, NC 28078
(704)875-9092

QUALITY CONTROL DATA

Project: Bowen AP-1 (CA)-20240822
Pace Project No.: 92749477

QC Batch: 878757
QC Batch Method: EPA 3005A
Analysis Method: EPA 6020B
Analysis Description: 6020 MET
Laboratory: Pace Analytical Services - Peachtree Corners, GA
Associated Lab Samples: 92749477001

METHOD BLANK: 4526083 Matrix: Water
Associated Lab Samples: 92749477001

Parameter	Units	Blank Result	Reporting Limit	MDL	Analyzed	Qualifiers
Boron	mg/L	ND	0.040	0.012	08/28/24 16:12	
Cobalt	mg/L	ND	0.0050	0.00032	08/28/24 16:12	

LABORATORY CONTROL SAMPLE: 4526084

Parameter	Units	Spike Conc.	LCS Result	LCS % Rec	% Rec Limits	Qualifiers
Boron	mg/L	1	1.1	111	80-120	
Cobalt	mg/L	0.1	0.098	98	80-120	

MATRIX SPIKE & MATRIX SPIKE DUPLICATE: 4526085 4526086

Parameter	Units	92749319036 Result	MS Spike Conc.	MSD Spike Conc.	MS Result	MSD Result	MS % Rec	MSD % Rec	% Rec Limits	RPD	Max RPD	Qual
Boron	mg/L	ND	1	1	1.1	1.1	105	105	75-125	0	20	
Cobalt	mg/L	ND	0.1	0.1	0.10	0.10	100	101	75-125	1	20	

Results presented on this page are in the units indicated by the "Units" column except where an alternate unit is presented to the right of the result.

REPORT OF LABORATORY ANALYSIS

This report shall not be reproduced, except in full,
without the written consent of Pace Analytical Services, LLC.

Pace Analytical Services, LLC
9800 Kincey Ave. Suite 100
Huntersville, NC 28078
(704)875-9092

QUALITY CONTROL DATA

Project: Bowen AP-1 (CA)-20240822
Pace Project No.: 92749477

QC Batch: 878758
QC Batch Method: EPA 3005A
Analysis Method: EPA 6020B
Analysis Description: 6020 MET
Laboratory: Pace Analytical Services - Peachtree Corners, GA
Associated Lab Samples: 92749477002, 92749477003, 92749477004

METHOD BLANK: 4526087 Matrix: Water
Associated Lab Samples: 92749477002, 92749477003, 92749477004

Parameter	Units	Blank Result	Reporting Limit	MDL	Analyzed	Qualifiers
Boron	mg/L	ND	0.040	0.012	09/03/24 18:14	
Cobalt	mg/L	ND	0.0050	0.00032	09/03/24 18:14	

LABORATORY CONTROL SAMPLE: 4526088

Parameter	Units	Spike Conc.	LCS Result	LCS % Rec	% Rec Limits	Qualifiers
Boron	mg/L	1	0.96	96	80-120	
Cobalt	mg/L	0.1	0.096	96	80-120	

MATRIX SPIKE & MATRIX SPIKE DUPLICATE: 4526089 4526090

Parameter	Units	92748202024 Result	MS Spike Conc.	MSD Spike Conc.	MS Result	MSD Result	MS % Rec	MSD % Rec	% Rec Limits	RPD	Max RPD	Qual
Boron	mg/L	1.4	1	1	2.3	2.3	97	92	75-125	2	20	
Cobalt	mg/L	ND	0.1	0.1	0.096	0.097	96	97	75-125	2	20	

Results presented on this page are in the units indicated by the "Units" column except where an alternate unit is presented to the right of the result.

REPORT OF LABORATORY ANALYSIS

This report shall not be reproduced, except in full,
without the written consent of Pace Analytical Services, LLC.

Pace Analytical Services, LLC
9800 Kincey Ave. Suite 100
Huntersville, NC 28078
(704)875-9092

QUALIFIERS

Project: Bowen AP-1 (CA)-20240822
Pace Project No.: 92749477

DEFINITIONS

DF - Dilution Factor, if reported, represents the factor applied to the reported data due to dilution of the sample aliquot.

ND - Not Detected at or above adjusted reporting limit.

TNTC - Too Numerous To Count

J - Estimated concentration above the adjusted method detection limit and below the adjusted reporting limit.

MDL - Adjusted Method Detection Limit.

PQL - Practical Quantitation Limit.

RL - Reporting Limit - The lowest concentration value that meets project requirements for quantitative data with known precision and bias for a specific analyte in a specific matrix.

S - Surrogate

1,2-Diphenylhydrazine decomposes to and cannot be separated from Azobenzene using Method 8270. The result for each analyte is a combined concentration.

Consistent with EPA guidelines, unrounded data are displayed and have been used to calculate % recovery and RPD values.

LCS(D) - Laboratory Control Sample (Duplicate)

MS(D) - Matrix Spike (Duplicate)

DUP - Sample Duplicate

RPD - Relative Percent Difference

NC - Not Calculable.

SG - Silica Gel - Clean-Up

U - Indicates the compound was analyzed for, but not detected.

Acid preservation may not be appropriate for 2 Chloroethylvinyl ether.

A separate vial preserved to a pH of 4-5 is recommended in SW846 Chapter 4 for the analysis of Acrolein and Acrylonitrile by EPA Method 8260.

N-Nitrosodiphenylamine decomposes and cannot be separated from Diphenylamine using Method 8270. The result reported for each analyte is a combined concentration.

Reported results are not rounded until the final step prior to reporting. Therefore, calculated parameters that are typically reported as "Total" may vary slightly from the sum of the reported component parameters.

Pace Analytical is TNI accredited. Contact your Pace PM for the current list of accredited analytes.

TNI - The NELAC Institute.

This report shall not be reproduced, except in full,
without the written consent of Pace Analytical Services, LLC.

Pace Analytical Services, LLC
9800 Kincey Ave. Suite 100
Huntersville, NC 28078
(704)875-9092

QUALITY CONTROL DATA CROSS REFERENCE TABLE

Project: Bowen AP-1 (CA)-20240822
Pace Project No.: 92749477

Lab ID	Sample ID	QC Batch Method	QC Batch	Analytical Method	Analytical Batch
92749477001	**BOW-PZ-08**	EPA 3005A	878757	EPA 6020B	878909
92749477002	**BOW-AP1-FD-01**	EPA 3005A	878758	EPA 6020B	878953
92749477003	**BOW-AP1-FB-01**	EPA 3005A	878758	EPA 6020B	878953
92749477004	**BOW-AP1-EB-01**	EPA 3005A	878758	EPA 6020B	878953

This report shall not be reproduced, except in full,
without the written consent of Pace Analytical Services, LLC.

Pace® Location Requested (City/State):

Pace Analytical Charlotte
8800 Kinsey Ave. Suite 105, Huntersville, NC 28078

CHAIN-OF-CUSTODY Analytical Request Document

Chain-of-Custody is a LEGAL DOCUMENT - Complete all relevant fields

WO# : 92749477

92749477

Company Name: Georgia Power - Bowen	Contact/Report To: Kristen Jurinko, Mintao Lu, Marty Crook
Street Address: 241 Ralph McGill Blvd NE, Atlanta, GA 30308	Phone #: (470) 217-0008
	E-Mail: krijurink@southernco.com
	Cc E-Mail: Laura Midkiff, Ben Hodges, Mike Smilley, Noelia Gangi
Customer Project #:	Invoice to: Account Payable
Project Name: Bowen AP-1	Invoice E-mail: georgiapowerinvoices@southernco.com
Site Collection Info/Facility ID (as applicable):	Purchase Order # (if applicable): GPC82474-0007
	Quote #:
Time Zone Collected: [ ] AK [ ] PT [ ] MT [ ] CT [X] ET	County / State origin of sample(s): Georgia
Data Deliverables: [ ] Level I [ ] Level II [ ] Level IV [ ] EQUIS [ ] Other	Regulatory Program (DW, RCRA, etc.) as applicable: Reportable [ ] Yes [ ] No
	Rush (Pre-approval required): [ ] Same Day [ ] 1 Day [ ] 2 Day [ ] 3 Day Other
	Date Results Requested:
	DW PWSID # or WW Permit #as applicable:
	Field Filtered (if applicable): [ ] Yes [ ] No
	Analysis:

Specify Container Size **: 3 3

Identify Container Preservative Type***: 2 2

Analysis Requested

** Container Size: (1) 1L, (2) 500mL, (3) 250mL, (4) 125mL, (5) 100mL, (6) 40mL vial, (7) EnCore, (8) TerraCore, (9) 90mL, (10) Other

*** Preservative Types: (1) None, (2) HNO3, (3) H2SO4, (4) HCl, (5) NaOH, (6) Zn Acetate, (7) NaHSO4, (8) Sod Thiosulfate, (9) Ascorbic Acid, (10) MeOH, (11) Other

* Matrix Codes (Insert in Matrix box below): Drinking Water (DW), Ground Water (GW), Wastewater (WW), Product (P), Soil/Solid (SS), Oil (OL), Wipe (WP), Tissue (TS), Bioassay (B), Vapor (V), Surface Water (SW), Sediment (SED), Sludge (SL), Caulk (CK), Leachate (LL), Biosolid (BS), Other (OT)

Customer Sample ID	Matrix *	Comp / Grab	Composite Start Date	Composite Start Time	Collected or Composite End Date	Collected or Composite End Time	# Cont.	Residual Chlorine Result	Residual Chlorine Units	Boron	Cobalt
BOW-PZ-08	WG	G			8/22/24	1458	1			X	X
BOW-AP1-FD-01	WG	G			8/22/24	—	1			X	X
BOW-AP1-FB-01	WQ	G			8/22/24	1623	1			X	X
BOW-AP1-EB-01	WQ	G			8/22/24	1620	1			X	X

Lab Use Only

Proj. Mgr: Bonnie Vang

AcctNum / Client ID:

Table #:

Profile / Template: 16507

Prelog / Bottle Ord. ID: EZ 3057871

Sample Comment

Preservation non-conformance identified for sample

Additional Instructions from Pace®:
Task Code: BOW-CCR-CA- 20240822

Collected By: Printed Name: Kevin Stephenson, William Laaker, Jay Siewert, Natalie Piparo
Signature:

Resolute Environmental

Customer Remarks / Special Conditions / Possible Hazards:

Coolers: Thermometer ID: Correction Factor (°C): Obs. Temp (°C): Corrected Temp (°C): [ ] On Ice

Relinquished by/Company: (Signature)	Date/Time:	Received by/Company: (Signature)	Date/Time:	Tracking Number:
Resolute Env	8/23/24 1005	Ryan Williams / Pace	8/23/24 1065	
Ryan Williams / Pace	8/23/24 1230		8/23/24 1250	Delivered by: [ ] In-Person [ ] Courier [ ] FedEX [ ] UPS [ ] Other
Relinquished by/Company: (Signature)	Date/Time:	Received by/Company: (Signature)	Date/Time:	
Relinquished by/Company: (Signature)	Date/Time:	Received by/Company: (Signature)	Date/Time:	Page: 1 of 1

Submitting a sample via this chain of custody constitutes acknowledgment and acceptance of the Pace® Terms and Conditions found at https://www.pacelabs.com/resource-library/resource/pace-terms-and-conditions/

ENV-FRM-CORQ-0019_v02_110123

Pace	DC#_Title: ENV-FRM-HUN1-0083 v05_Sample Condition Upon Receipt
	Effective Date: 05/24/2024

Laboratory receiving samples:
Asheville ☐ Eden ☐ Greenwood ☐ Huntersville ☐ Raleigh ☐ Mechanicsville ☐ Atlanta ☑ Kernersville ☐

Sample Condition Upon Receipt

Client Name: GA Power - Bowen

Project #: **WO# : 92749477**

PM: BV **Due Date: 09/09/24**

CLIENT: 92-GP-BOWLF

Courier: ☐ Commercial ☐ Fed Ex ☑ Pace ☐ UPS ☐ USPS ☐ Other:____ ☐ Client

Custody Seal Present? ☑ Yes ☐ No Seals Intact? ☑ Yes ☐ No ☐ N/A

Date/Initials Person Examining Contents: 2/23/24 AN

Packing Material: ☑ Bubble Wrap ☐ Bubble Bags ☐ None ☐ Other

Biological Tissue Frozen? ☐ Yes ☐ No ☑ N/A

Thermometer:
☐ IR Gun ID: 214

Type of Ice: ☑ Wet ☐ Blue ☐ None

Cooler Temp: 4.5 Correction Factor: Add/Subtract (°C) 0

Temp should be above freezing to 6°C
☐ Samples out of temp criteria. Samples on ice, cooling process has begun

Cooler Temp Corrected (°C): 4.5

USDA Regulated Soil (☐ N/A, water sample)
Did samples originate in a quarantine zone within the United States: CA, NY, or SC (check maps)? ☐ Yes ☐ No

Did samples originate from a foreign source (internationally, including Hawaii and Puerto Rico)? ☐ Yes ☐ No

				Comments/Discrepancy:
Chain of Custody Present?	☑ Yes	☐ No	☐ N/A	1.
Samples Arrived within Hold Time?	☑ Yes	☐ No	☐ N/A	2.
Short Hold Time Analysis (<72 hr.)?	☑ Yes	☐ No	☐ N/A	3.
Rush Turn Around Time Requested?	☐ Yes	☑ No	☐ N/A	4.
Sufficient Volume?	☑ Yes	☐ No	☐ N/A	5.
Correct Containers Used?	☑ Yes	☐ No	☐ N/A	6.
-Pace Containers Used?	☑ Yes	☐ No	☐ N/A	
Containers Intact?	☑ Yes	☐ No	☐ N/A	7.
Dissolved analysis: Samples Field Filtered?	☐ Yes	☑ No	☐ N/A	8.
Sample Labels Match COC?	☑ Yes	☐ No	☐ N/A	9.
-Includes Date/Time/ID/Analysis Matrix: WO, WQ				
Headspace in VOA Vials (>5-6mm)?	☐ Yes	☐ No	☐ N/A	10.
Trip Blank Present?	☐ Yes	☐ No	☐ N/A	11.
Trip Blank Custody Seals Present?	☐ Yes	☐ No	☐ N/A	

COMMENTS/SAMPLE DISCREPANCY

Field Data Required? ☐ Yes ☐ No

Lot ID of split containers:

CLIENT NOTIFICATION/RESOLUTION

Person contacted: _____ Date/Time: _____

Project Manager SCURF Review: _____ Date: _____

Project Manager SRF Review: _____ Date: _____

*Check mark top half of box if pH and/or dechlorination is verified and within the acceptance range for preservation samples.
Exceptions: VOA, Coliform, TOC, Oil and Grease, DRO/8015 (water) DOC, LLHg
**Bottom half of box is to list number of bottles
***Check all unpreserved Nitrates for chlorine

Project #

Laboratory Receiving Location: Asheville ☐ Eden ☐ Greenwood ☐ Huntersville ☐ Raleigh ☐ Mechanicsville ☐ Atlanta ☑ Kernersville ☐

Client CA Power - Bowen Profile/EZ (Circle one) 305787 Notes

Item#	BP4U-125 mL Plastic Unpreserved (N/A) (Cl-)	BP3U-250 mL Plastic Unpreserved (N/A)	BP2U-500 mL Plastic Unpreserved (N/A)	BP1U-1 liter Plastic Unpreserved (N/A)		BP4S-125 mL Plastic H2SO4 (pH < 2) (Cl-)	BP3N-250 mL plastic HNO3 (pH < 2)	BP4Z-125 mL Plastic ZN Acetate & NaOH (>9)	BP4B-125 mL Plastic NaOH (pH > 12) (Cl-)	WGFU-Wide-mouthed Glass jar Unpreserved	AG1U-1 liter Amber Unpreserved (N/A) (Cl-)	AG1H-1 liter Amber HCl (pH < 2)	AG3U-250 mL Amber Unpreserved (N/A) (Cl-)	AG1S-1 liter Amber H2SO4 (pH < 2)	AG3S-250 mL Amber H2SO4 (pH < 2)	DG94-40 mL Amber NH4Cl (N/A)(Cl-)	DG9H-40 mL VOA HCl (N/A)	VG9T-40 mL VOA Na2S2O3 (N/A)	VG9U-40 mL VOA Unpreserved (N/A)	DG9V-40 mL VOA H3PO4 (N/A)	KP7U-50 mL Plastic Unpreserved (N/A)	V/GK (3 vials per kit)-VPH/Gas kit (N/A)	SP5T-125 mL Sterile Plastic (N/A – lab)	SP2T-250 mL Sterile Plastic (N/A – lab)		BP3R-250 mL Plastic (NH2)2SO4 (9.3-9.7)	AGDU-100 mL Amber Unpreserved (N/A) (Cl-)	VSGU-20 mL Scintillation vials (N/A)	DGBU-40 mL Amber Unpreserved vials (N/A)
CC																													
1							1																						
2							1																						
3							1																						
4							1																						
5																													
6																													
7																													
8																													
9																													
10																													
11																													
12																													

pH Adjustment Log for Preserved Samples

Sample ID	Type of Preservative	pH upon receipt	Date preservation adjusted	Time preservation adjusted	Amount of Preservative added	Lot #

Note: Whenever there is a discrepancy affecting North Carolina compliance samples, a copy of this form will be sent to the North Carolina DENR Certification Office (i.e. Out of hold, incorrect preservative, out of temp, incorrect containers.

Pace Analytical Services, LLC
9800 Kincey Ave. Suite 100
Huntersville, NC 28078
(704)875-9092

December 18, 2024

Kristen Jurinko
Southern Co.
241 Ralph McGill Blvd NE
Bin 10160
Atlanta, GA 30308

RE: Project: Bowen AP-1 (CA)
Pace Project No.: 92767550

Dear Kristen Jurinko:

Enclosed are the analytical results for sample(s) received by the laboratory on December 05, 2024. The results relate only to the samples included in this report. Results reported herein conform to the applicable TNI/NELAC Standards and the laboratory's Quality Manual, where applicable, unless otherwise noted in the body of the report.

The test results provided in this final report were generated by each of the following laboratories within the Pace Network:

- Pace Analytical Services - Asheville
- Pace Analytical Services - Peachtree Corners, GA

If you have any questions concerning this report, please feel free to contact me.

Sincerely,

Bonnie Vang
bonnie.vang@pacelabs.com
704-977-0968
Project Manager

Enclosures

cc: Marty Crook, Geosyntec Consultants
Whitney Law, Geosyntec
Mintao Lu, Geosyntec
Laura Midkiff, Southern Co.
Caroline Nelson, Geosyntec

This report shall not be reproduced, except in full,
without the written consent of Pace Analytical Services, LLC.

Pace Analytical Services, LLC
9800 Kincey Ave. Suite 100
Huntersville, NC 28078
(704)875-9092

CERTIFICATIONS

Project: Bowen AP-1 (CA)
Pace Project No.: 92767550

Pace Analytical Services Asheville
2225 Riverside Drive, Asheville, NC 28804
Florida/NELAP Certification #: E87648
North Carolina Drinking Water Certification #: 37712
North Carolina Wastewater Certification #: 40
South Carolina Laboratory ID: 99030
South Carolina Certification #: 99030001
Virginia/VELAP Certification #: 460222

Pace Analytical Services Peachtree Corners
110 Technology Pkwy, Peachtree Corners, GA 30092
Florida DOH Certification #: E87315
Georgia DW Inorganics Certification #: 812
North Carolina Certification #: 381
South Carolina Certification #: 98011001
Virginia Certification #: 460204

REPORT OF LABORATORY ANALYSIS

This report shall not be reproduced, except in full,
without the written consent of Pace Analytical Services, LLC.

Pace Analytical Services, LLC
9800 Kincey Ave. Suite 100
Huntersville, NC 28078
(704)875-9092

SAMPLE SUMMARY

Project: Bowen AP-1 (CA)
Pace Project No.: 92767550

Lab ID	Sample ID	Matrix	Date Collected	Date Received
92767550001	**BOW-PT-02**	Water	12/03/24 11:29	12/05/24 11:35
92767550002	**BOW-PT-04**	Water	12/03/24 13:33	12/05/24 11:35
92767550003	**BOW-INW-01**	Water	12/03/24 11:18	12/05/24 11:35
92767550004	**BOW-AP1-FD-01**	Water	12/03/24 00:00	12/05/24 11:35
92767550005	**BOW-PT-05**	Water	12/04/24 13:21	12/05/24 11:35
92767550006	**BOW-PT-06**	Water	12/04/24 14:44	12/05/24 11:35
92767550007	**BOW-BGWC-22**	Water	12/04/24 11:27	12/05/24 11:35
92767550008	**BOW-AP1-FB-01**	Water	12/04/24 14:58	12/05/24 11:35
92767550009	**BOW-AP1-EB-01**	Water	12/04/24 15:05	12/05/24 11:35

REPORT OF LABORATORY ANALYSIS

This report shall not be reproduced, except in full,
without the written consent of Pace Analytical Services, LLC.

Pace Analytical Services, LLC
9800 Kincey Ave. Suite 100
Huntersville, NC 28078
(704)875-9092

SAMPLE ANALYTE COUNT

Project: Bowen AP-1 (CA)
Pace Project No.: 92767550

Lab ID	Sample ID	Method	Analysts	Analytes Reported
92767550001	**BOW-PT-02**	EPA 6010D	MJS2	6
		EPA 6020B	CW1	13
		EPA 7470A	VB	1
		SM 2540C-2015	DL1	1
		SM 2320B-2011	SMS	3
		SM 4500-S2D-2011	JP1	1
		EPA 300.0 Rev 2.1 1993	CDC	3
92767550002	**BOW-PT-04**	EPA 6010D	MJS2	6
		EPA 6020B	CW1	13
		EPA 7470A	VB	1
		SM 2540C-2015	DL1	1
		SM 2320B-2011	SMS	3
		SM 4500-S2D-2011	JP1	1
		EPA 300.0 Rev 2.1 1993	CDC	3
92767550003	**BOW-INW-01**	EPA 6010D	MJS2	6
		EPA 6020B	CW1	13
		EPA 7470A	VB	1
		SM 2540C-2015	DL1	1
		SM 2320B-2011	SMS	3
		SM 4500-S2D-2011	JP1	1
		EPA 300.0 Rev 2.1 1993	CDC	3
92767550004	**BOW-AP1-FD-01**	EPA 6010D	MJS2	6
		EPA 6020B	CW1	13
		EPA 7470A	VB	1
		SM 2540C-2015	DL1	1
		SM 2320B-2011	SMS	3
		SM 4500-S2D-2011	JP1	1
		EPA 300.0 Rev 2.1 1993	CDC	3
92767550005	**BOW-PT-05**	EPA 6010D	MJS2	6
		EPA 6020B	CW1	13
		EPA 7470A	VB	1
		SM 2540C-2015	DL1	1
		SM 2320B-2011	SMS	3
		SM 4500-S2D-2011	JP1	1
		EPA 300.0 Rev 2.1 1993	CDC	3
92767550006	**BOW-PT-06**	EPA 6010D	MJS2	6
		EPA 6020B	CW1	13

REPORT OF LABORATORY ANALYSIS

This report shall not be reproduced, except in full,
without the written consent of Pace Analytical Services, LLC.

Pace Analytical Services, LLC
9800 Kincey Ave. Suite 100
Huntersville, NC 28078
(704)875-9092

SAMPLE ANALYTE COUNT

Project: Bowen AP-1 (CA)
Pace Project No.: 92767550

Lab ID	Sample ID	Method	Analysts	Analytes Reported
		EPA 7470A	VB	1
		SM 2540C-2015	DL1	1
		SM 2320B-2011	SMS	3
		SM 4500-S2D-2011	JP1	1
		EPA 300.0 Rev 2.1 1993	CDC	3
92767550007	**BOW-BGWC-22**	EPA 6010D	MJS2	6
		EPA 6020B	CW1	13
		EPA 7470A	VB	1
		SM 2540C-2015	DL1	1
		SM 2320B-2011	SMS	3
		SM 4500-S2D-2011	JP1	1
		EPA 300.0 Rev 2.1 1993	CDC	3
92767550008	**BOW-AP1-FB-01**	EPA 6010D	MJS2	6
		EPA 6020B	CW1	13
		EPA 7470A	VB	1
		SM 2540C-2015	DL1	1
		SM 2320B-2011	SMS	3
		SM 4500-S2D-2011	JP1	1
		EPA 300.0 Rev 2.1 1993	CDC	3
92767550009	**BOW-AP1-EB-01**	EPA 6010D	MJS2	6
		EPA 6020B	CW1	13
		EPA 7470A	VB	1
		SM 2540C-2015	DL1	1
		SM 2320B-2011	SMS	3
		SM 4500-S2D-2011	JP1	1
		EPA 300.0 Rev 2.1 1993	CDC	3

PASI-A = Pace Analytical Services - Asheville
PASI-GA = Pace Analytical Services - Peachtree Corners, GA

This report shall not be reproduced, except in full,
without the written consent of Pace Analytical Services, LLC.

Pace Analytical Services, LLC
9800 Kincey Ave. Suite 100
Huntersville, NC 28078
(704)875-9092

SUMMARY OF DETECTION

Project: Bowen AP-1 (CA)
Pace Project No.: 92767550

Lab Sample ID / Method	Client Sample ID / Parameters	Result	Units	Report Limit	Analyzed	Qualifiers
92767550001	**BOW-PT-02**					
EPA 6010D	Calcium	727	mg/L	5.0	12/06/24 12:32	M1
EPA 6010D	Iron	0.12	mg/L	0.040	12/06/24 02:12	
EPA 6010D	Manganese	4.2	mg/L	0.040	12/06/24 02:12	M1
EPA 6010D	Potassium	15.6	mg/L	0.50	12/06/24 02:12	M1
EPA 6010D	Sodium	39.5	mg/L	1.0	12/06/24 02:12	M1
EPA 6010D	Magnesium	101	mg/L	0.050	12/06/24 02:12	M1
EPA 6020B	Arsenic	0.0063	mg/L	0.0050	12/06/24 15:20	B
EPA 6020B	Barium	0.060	mg/L	0.0050	12/06/24 15:20	
EPA 6020B	Boron	15.9	mg/L	2.0	12/07/24 13:19	
EPA 6020B	Cadmium	0.00034J	mg/L	0.00050	12/06/24 15:20	
EPA 6020B	Cobalt	0.0076	mg/L	0.0050	12/06/24 15:20	
EPA 6020B	Lithium	0.015J	mg/L	0.030	12/06/24 15:20	
EPA 6020B	Molybdenum	0.055	mg/L	0.010	12/06/24 15:20	
EPA 6020B	Thallium	0.00099J	mg/L	0.0010	12/06/24 15:20	
SM 2540C-2015	Total Dissolved Solids	3140	mg/L	50.0	12/09/24 18:09	
SM 2320B-2011	Alkalinity,Bicarbonate (CaCO3)	133	mg/L	5.0	12/06/24 22:11	
SM 2320B-2011	Alkalinity, Total as CaCO3	133	mg/L	5.0	12/06/24 22:11	
EPA 300.0 Rev 2.1 1993	Chloride	797	mg/L	15.0	12/06/24 15:20	
EPA 300.0 Rev 2.1 1993	Fluoride	0.27	mg/L	0.10	12/06/24 03:56	
EPA 300.0 Rev 2.1 1993	Sulfate	541	mg/L	15.0	12/06/24 15:20	
92767550002	**BOW-PT-04**					
EPA 6010D	Iron	0.32	mg/L	0.040	12/06/24 02:42	
EPA 6010D	Manganese	3.3	mg/L	0.040	12/06/24 02:42	
EPA 6010D	Potassium	13.5	mg/L	0.50	12/06/24 02:42	
EPA 6010D	Sodium	44.7	mg/L	1.0	12/06/24 02:42	
EPA 6010D	Magnesium	104	mg/L	0.050	12/06/24 02:42	
EPA 6010D	Calcium	659	mg/L	5.0	12/06/24 12:46	
EPA 6020B	Arsenic	0.0087	mg/L	0.0050	12/06/24 15:24	
EPA 6020B	Barium	0.11	mg/L	0.0050	12/06/24 15:24	
EPA 6020B	Boron	15.4	mg/L	2.0	12/07/24 13:23	
EPA 6020B	Cobalt	0.0072	mg/L	0.0050	12/06/24 15:24	
EPA 6020B	Lithium	0.0082J	mg/L	0.030	12/06/24 15:24	
EPA 6020B	Molybdenum	0.035	mg/L	0.010	12/06/24 15:24	
EPA 6020B	Selenium	0.0012J	mg/L	0.0050	12/06/24 15:24	
SM 2540C-2015	Total Dissolved Solids	2440	mg/L	50.0	12/06/24 12:05	
SM 2320B-2011	Alkalinity,Bicarbonate (CaCO3)	130	mg/L	5.0	12/06/24 22:21	
SM 2320B-2011	Alkalinity, Total as CaCO3	130	mg/L	5.0	12/06/24 22:21	
EPA 300.0 Rev 2.1 1993	Chloride	761	mg/L	15.0	12/06/24 15:35	
EPA 300.0 Rev 2.1 1993	Fluoride	0.18	mg/L	0.10	12/06/24 04:11	
EPA 300.0 Rev 2.1 1993	Sulfate	527	mg/L	15.0	12/06/24 15:35	
92767550003	**BOW-INW-01**					
EPA 6010D	Iron	2.1	mg/L	0.040	12/06/24 02:48	
EPA 6010D	Manganese	5.2	mg/L	0.040	12/06/24 02:48	
EPA 6010D	Potassium	19.7	mg/L	0.50	12/06/24 02:48	
EPA 6010D	Sodium	54.5	mg/L	1.0	12/06/24 02:48	
EPA 6010D	Magnesium	100	mg/L	0.050	12/06/24 02:48	

REPORT OF LABORATORY ANALYSIS

This report shall not be reproduced, except in full,
without the written consent of Pace Analytical Services, LLC.

Pace Analytical Services, LLC
9800 Kincey Ave. Suite 100
Huntersville, NC 28078
(704)875-9092

SUMMARY OF DETECTION

Project: Bowen AP-1 (CA)
Pace Project No.: 92767550

Lab Sample ID / Method	Client Sample ID / Parameters	Result	Units	Report Limit	Analyzed	Qualifiers
92767550003	**BOW-INW-01**					
EPA 6010D	Calcium	717	mg/L	5.0	12/06/24 12:51	
EPA 6020B	Arsenic	0.0092	mg/L	0.0050	12/06/24 15:39	
EPA 6020B	Barium	0.085	mg/L	0.0050	12/06/24 15:39	
EPA 6020B	Boron	16.8	mg/L	2.0	12/07/24 13:35	
EPA 6020B	Cobalt	0.011	mg/L	0.0050	12/06/24 15:39	
EPA 6020B	Lithium	0.0085J	mg/L	0.030	12/06/24 15:39	
EPA 6020B	Molybdenum	0.063	mg/L	0.010	12/06/24 15:39	
SM 2540C-2015	Total Dissolved Solids	2830	mg/L	50.0	12/06/24 12:05	
SM 2320B-2011	Alkalinity,Bicarbonate (CaCO3)	128	mg/L	5.0	12/06/24 22:30	
SM 2320B-2011	Alkalinity, Total as CaCO3	128	mg/L	5.0	12/06/24 22:30	
EPA 300.0 Rev 2.1 1993	Chloride	830	mg/L	15.0	12/06/24 15:49	
EPA 300.0 Rev 2.1 1993	Fluoride	0.29	mg/L	0.10	12/06/24 04:25	
EPA 300.0 Rev 2.1 1993	Sulfate	572	mg/L	15.0	12/06/24 15:49	
92767550004	**BOW-AP1-FD-01**					
EPA 6010D	Iron	2.1	mg/L	0.040	12/06/24 02:53	
EPA 6010D	Manganese	5.1	mg/L	0.040	12/06/24 02:53	
EPA 6010D	Potassium	19.7	mg/L	0.50	12/06/24 02:53	
EPA 6010D	Sodium	54.6	mg/L	1.0	12/06/24 02:53	
EPA 6010D	Magnesium	99.7	mg/L	0.050	12/06/24 02:53	
EPA 6010D	Calcium	712	mg/L	5.0	12/06/24 12:56	
EPA 6020B	Arsenic	0.0096	mg/L	0.0050	12/06/24 15:43	
EPA 6020B	Barium	0.083	mg/L	0.0050	12/06/24 15:43	
EPA 6020B	Boron	16.1	mg/L	2.0	12/07/24 13:39	
EPA 6020B	Cobalt	0.011	mg/L	0.0050	12/06/24 15:43	
EPA 6020B	Lithium	0.0081J	mg/L	0.030	12/06/24 15:43	
EPA 6020B	Molybdenum	0.062	mg/L	0.010	12/06/24 15:43	
EPA 6020B	Selenium	0.0012J	mg/L	0.0050	12/06/24 15:43	
SM 2540C-2015	Total Dissolved Solids	3020	mg/L	50.0	12/06/24 12:06	
SM 2320B-2011	Alkalinity,Bicarbonate (CaCO3)	132	mg/L	5.0	12/06/24 22:40	
SM 2320B-2011	Alkalinity, Total as CaCO3	132	mg/L	5.0	12/06/24 22:40	
EPA 300.0 Rev 2.1 1993	Chloride	831	mg/L	15.0	12/06/24 16:04	
EPA 300.0 Rev 2.1 1993	Fluoride	0.29	mg/L	0.10	12/06/24 04:39	
EPA 300.0 Rev 2.1 1993	Sulfate	571	mg/L	15.0	12/06/24 16:04	
92767550005	**BOW-PT-05**					
EPA 6010D	Iron	0.26	mg/L	0.040	12/06/24 02:58	
EPA 6010D	Manganese	0.51	mg/L	0.040	12/06/24 02:58	
EPA 6010D	Potassium	5.2	mg/L	0.50	12/06/24 02:58	
EPA 6010D	Sodium	35.4	mg/L	1.0	12/06/24 02:58	
EPA 6010D	Magnesium	136	mg/L	0.050	12/06/24 02:58	
EPA 6010D	Calcium	592	mg/L	5.0	12/06/24 13:01	
EPA 6020B	Arsenic	0.016	mg/L	0.0050	12/06/24 15:46	
EPA 6020B	Barium	0.16	mg/L	0.0050	12/06/24 15:46	
EPA 6020B	Boron	11.7	mg/L	2.0	12/07/24 13:43	
EPA 6020B	Cobalt	0.0016J	mg/L	0.0050	12/06/24 15:46	
EPA 6020B	Lithium	0.0021J	mg/L	0.030	12/06/24 15:46	
EPA 6020B	Molybdenum	0.016	mg/L	0.010	12/06/24 15:46	

REPORT OF LABORATORY ANALYSIS

This report shall not be reproduced, except in full,
without the written consent of Pace Analytical Services, LLC.

Pace Analytical Services, LLC
9800 Kincey Ave. Suite 100
Huntersville, NC 28078
(704)875-9092

SUMMARY OF DETECTION

Project: Bowen AP-1 (CA)
Pace Project No.: 92767550

Lab Sample ID / Method	Client Sample ID / Parameters	Result	Units	Report Limit	Analyzed	Qualifiers
92767550005	**BOW-PT-05**					
SM 2540C-2015	Total Dissolved Solids	2420	mg/L	50.0	12/06/24 12:06	
SM 2320B-2011	Alkalinity,Bicarbonate (CaCO3)	123	mg/L	5.0	12/06/24 22:48	
SM 2320B-2011	Alkalinity, Total as CaCO3	123	mg/L	5.0	12/06/24 22:48	
EPA 300.0 Rev 2.1 1993	Chloride	741	mg/L	15.0	12/06/24 16:19	
EPA 300.0 Rev 2.1 1993	Fluoride	0.12	mg/L	0.10	12/06/24 04:54	
EPA 300.0 Rev 2.1 1993	Sulfate	511	mg/L	15.0	12/06/24 16:19	
92767550006	**BOW-PT-06**					
EPA 6010D	Manganese	0.94	mg/L	0.040	12/06/24 03:03	
EPA 6010D	Potassium	10.7	mg/L	0.50	12/06/24 03:03	
EPA 6010D	Sodium	36.7	mg/L	1.0	12/06/24 03:03	
EPA 6010D	Magnesium	136	mg/L	0.050	12/06/24 03:03	
EPA 6010D	Calcium	732	mg/L	5.0	12/06/24 13:06	
EPA 6020B	Arsenic	0.017	mg/L	0.0050	12/06/24 16:35	
EPA 6020B	Barium	0.10	mg/L	0.0050	12/06/24 16:35	
EPA 6020B	Boron	14.8	mg/L	2.0	12/07/24 13:47	
EPA 6020B	Cobalt	0.0012J	mg/L	0.0050	12/06/24 16:35	
EPA 6020B	Lithium	0.0079J	mg/L	0.030	12/06/24 16:35	
EPA 6020B	Molybdenum	0.0074J	mg/L	0.010	12/06/24 16:35	
EPA 6020B	Selenium	0.0011J	mg/L	0.0050	12/06/24 16:35	
EPA 6020B	Thallium	0.0026	mg/L	0.0010	12/06/24 16:35	
SM 2540C-2015	Total Dissolved Solids	2870	mg/L	50.0	12/06/24 12:06	
SM 2320B-2011	Alkalinity,Bicarbonate (CaCO3)	112	mg/L	5.0	12/06/24 22:57	
SM 2320B-2011	Alkalinity, Total as CaCO3	112	mg/L	5.0	12/06/24 22:57	
EPA 300.0 Rev 2.1 1993	Chloride	888	mg/L	15.0	12/06/24 16:33	
EPA 300.0 Rev 2.1 1993	Fluoride	0.12	mg/L	0.10	12/06/24 05:08	
EPA 300.0 Rev 2.1 1993	Sulfate	588	mg/L	15.0	12/06/24 16:33	
92767550007	**BOW-BGWC-22**					
EPA 6010D	Calcium	658	mg/L	5.0	12/06/24 03:13	
EPA 6010D	Iron	0.067	mg/L	0.040	12/06/24 03:08	
EPA 6010D	Manganese	4.7	mg/L	0.040	12/06/24 03:08	
EPA 6010D	Potassium	14.3	mg/L	0.50	12/06/24 03:08	
EPA 6010D	Sodium	31.7	mg/L	1.0	12/06/24 03:08	
EPA 6010D	Magnesium	88.3	mg/L	0.050	12/06/24 03:08	
EPA 6020B	Antimony	0.0011J	mg/L	0.0030	12/06/24 16:39	
EPA 6020B	Arsenic	0.010	mg/L	0.0050	12/06/24 16:39	
EPA 6020B	Barium	0.056	mg/L	0.0050	12/06/24 16:39	
EPA 6020B	Beryllium	0.00011J	mg/L	0.00050	12/06/24 16:39	
EPA 6020B	Boron	14.3	mg/L	0.20	12/06/24 16:42	
EPA 6020B	Cadmium	0.0012	mg/L	0.00050	12/06/24 16:39	
EPA 6020B	Cobalt	0.017	mg/L	0.0050	12/06/24 16:39	
EPA 6020B	Lithium	0.018J	mg/L	0.030	12/06/24 16:39	
EPA 6020B	Molybdenum	0.038	mg/L	0.010	12/06/24 16:39	
EPA 6020B	Selenium	0.0015J	mg/L	0.0050	12/06/24 16:39	
EPA 6020B	Thallium	0.00092J	mg/L	0.0010	12/06/24 16:39	
SM 2540C-2015	Total Dissolved Solids	2760	mg/L	50.0	12/06/24 12:06	
SM 2320B-2011	Alkalinity,Bicarbonate (CaCO3)	121	mg/L	5.0	12/06/24 23:06	

REPORT OF LABORATORY ANALYSIS

This report shall not be reproduced, except in full,
without the written consent of Pace Analytical Services, LLC.

Pace Analytical Services, LLC
9800 Kincey Ave. Suite 100
Huntersville, NC 28078
(704)875-9092

SUMMARY OF DETECTION

Project: Bowen AP-1 (CA)
Pace Project No.: 92767550

Lab Sample ID / Method	Client Sample ID / Parameters	Result	Units	Report Limit	Analyzed	Qualifiers
92767550007	**BOW-BGWC-22**					
SM 2320B-2011	Alkalinity, Total as CaCO3	121	mg/L	5.0	12/06/24 23:06	
EPA 300.0 Rev 2.1 1993	Chloride	753	mg/L	15.0	12/06/24 16:48	M1
EPA 300.0 Rev 2.1 1993	Fluoride	0.25	mg/L	0.10	12/06/24 05:52	
EPA 300.0 Rev 2.1 1993	Sulfate	535	mg/L	15.0	12/06/24 16:48	M1
92767550008	**BOW-AP1-FB-01**					
EPA 6020B	Arsenic	0.0036J	mg/L	0.0050	12/06/24 16:46	B
SM 2540C-2015	Total Dissolved Solids	61.0	mg/L	25.0	12/06/24 12:07	
92767550009	**BOW-AP1-EB-01**					
EPA 6020B	Arsenic	0.0032J	mg/L	0.0050	12/06/24 16:50	B
EPA 6020B	Molybdenum	0.0016J	mg/L	0.010	12/06/24 16:50	
SM 2540C-2015	Total Dissolved Solids	25.0	mg/L	25.0	12/06/24 12:08	

REPORT OF LABORATORY ANALYSIS

This report shall not be reproduced, except in full,
without the written consent of Pace Analytical Services, LLC.

Pace Analytical Services, LLC
9800 Kincey Ave. Suite 100
Huntersville, NC 28078
(704)875-9092

ANALYTICAL RESULTS

Project: Bowen AP-1 (CA)
Pace Project No.: 92767550

Sample: BOW-PT-02 **Lab ID: 92767550001** Collected: 12/03/24 11:29 Received: 12/05/24 11:35 Matrix: Water

Parameters	Results	Units	Report Limit	MDL	DF	Prepared	Analyzed	CAS No.	Qual
6010D ATL ICP	Analytical Method: EPA 6010D Preparation Method: EPA 3010A Pace Analytical Services - Peachtree Corners, GA								
Calcium	**727**	mg/L	5.0	0.61	5	12/05/24 17:27	12/06/24 12:32	7440-70-2	M1
Iron	**0.12**	mg/L	0.040	0.025	1	12/05/24 17:27	12/06/24 02:12	7439-89-6	
Manganese	**4.2**	mg/L	0.040	0.011	1	12/05/24 17:27	12/06/24 02:12	7439-96-5	M1
Potassium	**15.6**	mg/L	0.50	0.15	1	12/05/24 17:27	12/06/24 02:12	7440-09-7	M1
Sodium	**39.5**	mg/L	1.0	0.58	1	12/05/24 17:27	12/06/24 02:12	7440-23-5	M1
Magnesium	**101**	mg/L	0.050	0.012	1	12/05/24 17:27	12/06/24 02:12	7439-95-4	M1
6020 MET ICPMS	Analytical Method: EPA 6020B Preparation Method: EPA 3005A Pace Analytical Services - Peachtree Corners, GA								
Antimony	ND	mg/L	0.0030	0.00054	1	12/05/24 17:00	12/06/24 15:20	7440-36-0	
Arsenic	**0.0063**	mg/L	0.0050	0.00084	1	12/05/24 17:00	12/06/24 15:20	7440-38-2	B
Barium	**0.060**	mg/L	0.0050	0.00047	1	12/05/24 17:00	12/06/24 15:20	7440-39-3	
Beryllium	ND	mg/L	0.00050	0.000094	1	12/05/24 17:00	12/06/24 15:20	7440-41-7	
Boron	**15.9**	mg/L	2.0	0.60	50	12/05/24 17:00	12/07/24 13:19	7440-42-8	
Cadmium	**0.00034J**	mg/L	0.00050	0.00010	1	12/05/24 17:00	12/06/24 15:20	7440-43-9	
Chromium	ND	mg/L	0.0050	0.0019	1	12/05/24 17:00	12/06/24 15:20	7440-47-3	
Cobalt	**0.0076**	mg/L	0.0050	0.00032	1	12/05/24 17:00	12/06/24 15:20	7440-48-4	
Lead	ND	mg/L	0.0010	0.00016	1	12/05/24 17:00	12/06/24 15:20	7439-92-1	
Lithium	**0.015J**	mg/L	0.030	0.0016	1	12/05/24 17:00	12/06/24 15:20	7439-93-2	
Molybdenum	**0.055**	mg/L	0.010	0.00062	1	12/05/24 17:00	12/06/24 15:20	7439-98-7	
Selenium	ND	mg/L	0.0050	0.00096	1	12/05/24 17:00	12/06/24 15:20	7782-49-2	
Thallium	**0.00099J**	mg/L	0.0010	0.00038	1	12/05/24 17:00	12/06/24 15:20	7440-28-0	
7470 Mercury	Analytical Method: EPA 7470A Preparation Method: EPA 7470A Pace Analytical Services - Peachtree Corners, GA								
Mercury	ND	mg/L	0.00020	0.00013	1	12/09/24 09:00	12/09/24 12:45	7439-97-6	
2540C Total Dissolved Solids	Analytical Method: SM 2540C-2015 Pace Analytical Services - Peachtree Corners, GA								
Total Dissolved Solids	**3140**	mg/L	50.0	50.0	1		12/09/24 18:09		
2320B Alkalinity	Analytical Method: SM 2320B-2011 Pace Analytical Services - Asheville								
Alkalinity,Bicarbonate (CaCO3)	**133**	mg/L	5.0	5.0	1		12/06/24 22:11		
Alkalinity,Carbonate (CaCO3)	ND	mg/L	5.0	5.0	1		12/06/24 22:11		
Alkalinity, Total as CaCO3	**133**	mg/L	5.0	5.0	1		12/06/24 22:11		
4500S2D Sulfide Water	Analytical Method: SM 4500-S2D-2011 Pace Analytical Services - Asheville								
Sulfide	ND	mg/L	0.10	0.022	1		12/07/24 03:50	18496-25-8	
300.0 IC Anions 28 Days	Analytical Method: EPA 300.0 Rev 2.1 1993 Pace Analytical Services - Asheville								
Chloride	**797**	mg/L	15.0	9.0	15		12/06/24 15:20	16887-00-6	

REPORT OF LABORATORY ANALYSIS

This report shall not be reproduced, except in full,
without the written consent of Pace Analytical Services, LLC.

Pace Analytical Services, LLC
9800 Kincey Ave. Suite 100
Huntersville, NC 28078
(704)875-9092

ANALYTICAL RESULTS

Project: Bowen AP-1 (CA)
Pace Project No.: 92767550

Sample: BOW-PT-02 **Lab ID: 92767550001** Collected: 12/03/24 11:29 Received: 12/05/24 11:35 Matrix: Water

Parameters	Results	Units	Report Limit	MDL	DF	Prepared	Analyzed	CAS No.	Qual
300.0 IC Anions 28 Days	Analytical Method: EPA 300.0 Rev 2.1 1993 Pace Analytical Services - Asheville								
Fluoride	**0.27**	mg/L	0.10	0.050	1		12/06/24 03:56	16984-48-8	
Sulfate	**541**	mg/L	15.0	7.5	15		12/06/24 15:20	14808-79-8	

REPORT OF LABORATORY ANALYSIS

This report shall not be reproduced, except in full,
without the written consent of Pace Analytical Services, LLC.

Pace Analytical Services, LLC
9800 Kincey Ave. Suite 100
Huntersville, NC 28078
(704)875-9092

ANALYTICAL RESULTS

Project: Bowen AP-1 (CA)
Pace Project No.: 92767550

Sample: BOW-PT-04 **Lab ID: 92767550002** Collected: 12/03/24 13:33 Received: 12/05/24 11:35 Matrix: Water

Parameters	Results	Units	Report Limit	MDL	DF	Prepared	Analyzed	CAS No.	Qual
6010D ATL ICP	Analytical Method: EPA 6010D Preparation Method: EPA 3010A Pace Analytical Services - Peachtree Corners, GA								
Iron	**0.32**	mg/L	0.040	0.025	1	12/05/24 17:27	12/06/24 02:42	7439-89-6	
Manganese	**3.3**	mg/L	0.040	0.011	1	12/05/24 17:27	12/06/24 02:42	7439-96-5	
Potassium	**13.5**	mg/L	0.50	0.15	1	12/05/24 17:27	12/06/24 02:42	7440-09-7	
Sodium	**44.7**	mg/L	1.0	0.58	1	12/05/24 17:27	12/06/24 02:42	7440-23-5	
Magnesium	**104**	mg/L	0.050	0.012	1	12/05/24 17:27	12/06/24 02:42	7439-95-4	
Calcium	**659**	mg/L	5.0	0.61	5	12/05/24 17:27	12/06/24 12:46	7440-70-2	
6020 MET ICPMS	Analytical Method: EPA 6020B Preparation Method: EPA 3005A Pace Analytical Services - Peachtree Corners, GA								
Antimony	ND	mg/L	0.0030	0.00054	1	12/05/24 17:00	12/06/24 15:24	7440-36-0	
Arsenic	**0.0087**	mg/L	0.0050	0.00084	1	12/05/24 17:00	12/06/24 15:24	7440-38-2	
Barium	**0.11**	mg/L	0.0050	0.00047	1	12/05/24 17:00	12/06/24 15:24	7440-39-3	
Beryllium	ND	mg/L	0.00050	0.000094	1	12/05/24 17:00	12/06/24 15:24	7440-41-7	
Boron	**15.4**	mg/L	2.0	0.60	50	12/05/24 17:00	12/07/24 13:23	7440-42-8	
Cadmium	ND	mg/L	0.00050	0.00010	1	12/05/24 17:00	12/06/24 15:24	7440-43-9	
Chromium	ND	mg/L	0.0050	0.0019	1	12/05/24 17:00	12/06/24 15:24	7440-47-3	
Cobalt	**0.0072**	mg/L	0.0050	0.00032	1	12/05/24 17:00	12/06/24 15:24	7440-48-4	
Lead	ND	mg/L	0.0010	0.00016	1	12/05/24 17:00	12/06/24 15:24	7439-92-1	
Lithium	**0.0082J**	mg/L	0.030	0.0016	1	12/05/24 17:00	12/06/24 15:24	7439-93-2	
Molybdenum	**0.035**	mg/L	0.010	0.00062	1	12/05/24 17:00	12/06/24 15:24	7439-98-7	
Selenium	**0.0012J**	mg/L	0.0050	0.00096	1	12/05/24 17:00	12/06/24 15:24	7782-49-2	
Thallium	ND	mg/L	0.0010	0.00038	1	12/05/24 17:00	12/06/24 15:24	7440-28-0	
7470 Mercury	Analytical Method: EPA 7470A Preparation Method: EPA 7470A Pace Analytical Services - Peachtree Corners, GA								
Mercury	ND	mg/L	0.00020	0.00013	1	12/09/24 09:00	12/09/24 12:48	7439-97-6	
2540C Total Dissolved Solids	Analytical Method: SM 2540C-2015 Pace Analytical Services - Peachtree Corners, GA								
Total Dissolved Solids	**2440**	mg/L	50.0	50.0	1		12/06/24 12:05		
2320B Alkalinity	Analytical Method: SM 2320B-2011 Pace Analytical Services - Asheville								
Alkalinity,Bicarbonate (CaCO3)	**130**	mg/L	5.0	5.0	1		12/06/24 22:21		
Alkalinity,Carbonate (CaCO3)	ND	mg/L	5.0	5.0	1		12/06/24 22:21		
Alkalinity, Total as CaCO3	**130**	mg/L	5.0	5.0	1		12/06/24 22:21		
4500S2D Sulfide Water	Analytical Method: SM 4500-S2D-2011 Pace Analytical Services - Asheville								
Sulfide	ND	mg/L	0.10	0.022	1		12/07/24 03:50	18496-25-8	
300.0 IC Anions 28 Days	Analytical Method: EPA 300.0 Rev 2.1 1993 Pace Analytical Services - Asheville								
Chloride	**761**	mg/L	15.0	9.0	15		12/06/24 15:35	16887-00-6	

REPORT OF LABORATORY ANALYSIS

This report shall not be reproduced, except in full,
without the written consent of Pace Analytical Services, LLC.

Pace Analytical Services, LLC
9800 Kincey Ave. Suite 100
Huntersville, NC 28078
(704)875-9092

ANALYTICAL RESULTS

Project: Bowen AP-1 (CA)
Pace Project No.: 92767550

Sample: BOW-PT-04 **Lab ID: 92767550002** Collected: 12/03/24 13:33 Received: 12/05/24 11:35 Matrix: Water

Parameters	Results	Units	Report Limit	MDL	DF	Prepared	Analyzed	CAS No.	Qual
300.0 IC Anions 28 Days	Analytical Method: EPA 300.0 Rev 2.1 1993 Pace Analytical Services - Asheville								
Fluoride	**0.18**	mg/L	0.10	0.050	1		12/06/24 04:11	16984-48-8	
Sulfate	**527**	mg/L	15.0	7.5	15		12/06/24 15:35	14808-79-8	

REPORT OF LABORATORY ANALYSIS

This report shall not be reproduced, except in full,
without the written consent of Pace Analytical Services, LLC.

Pace Analytical Services, LLC
9800 Kincey Ave. Suite 100
Huntersville, NC 28078
(704)875-9092

ANALYTICAL RESULTS

Project: Bowen AP-1 (CA)
Pace Project No.: 92767550

Sample: BOW-INW-01 **Lab ID: 92767550003** Collected: 12/03/24 11:18 Received: 12/05/24 11:35 Matrix: Water

Parameters	Results	Units	Report Limit	MDL	DF	Prepared	Analyzed	CAS No.	Qual
6010D ATL ICP	Analytical Method: EPA 6010D Preparation Method: EPA 3010A Pace Analytical Services - Peachtree Corners, GA								
Iron	**2.1**	mg/L	0.040	0.025	1	12/05/24 17:27	12/06/24 02:48	7439-89-6	
Manganese	**5.2**	mg/L	0.040	0.011	1	12/05/24 17:27	12/06/24 02:48	7439-96-5	
Potassium	**19.7**	mg/L	0.50	0.15	1	12/05/24 17:27	12/06/24 02:48	7440-09-7	
Sodium	**54.5**	mg/L	1.0	0.58	1	12/05/24 17:27	12/06/24 02:48	7440-23-5	
Magnesium	**100**	mg/L	0.050	0.012	1	12/05/24 17:27	12/06/24 02:48	7439-95-4	
Calcium	**717**	mg/L	5.0	0.61	5	12/05/24 17:27	12/06/24 12:51	7440-70-2	
6020 MET ICPMS	Analytical Method: EPA 6020B Preparation Method: EPA 3005A Pace Analytical Services - Peachtree Corners, GA								
Antimony	ND	mg/L	0.0030	0.00054	1	12/05/24 17:00	12/06/24 15:39	7440-36-0	
Arsenic	**0.0092**	mg/L	0.0050	0.00084	1	12/05/24 17:00	12/06/24 15:39	7440-38-2	
Barium	**0.085**	mg/L	0.0050	0.00047	1	12/05/24 17:00	12/06/24 15:39	7440-39-3	
Beryllium	ND	mg/L	0.00050	0.000094	1	12/05/24 17:00	12/06/24 15:39	7440-41-7	
Boron	**16.8**	mg/L	2.0	0.60	50	12/05/24 17:00	12/07/24 13:35	7440-42-8	
Cadmium	ND	mg/L	0.00050	0.00010	1	12/05/24 17:00	12/06/24 15:39	7440-43-9	
Chromium	ND	mg/L	0.0050	0.0019	1	12/05/24 17:00	12/06/24 15:39	7440-47-3	
Cobalt	**0.011**	mg/L	0.0050	0.00032	1	12/05/24 17:00	12/06/24 15:39	7440-48-4	
Lead	ND	mg/L	0.0010	0.00016	1	12/05/24 17:00	12/06/24 15:39	7439-92-1	
Lithium	**0.0085J**	mg/L	0.030	0.0016	1	12/05/24 17:00	12/06/24 15:39	7439-93-2	
Molybdenum	**0.063**	mg/L	0.010	0.00062	1	12/05/24 17:00	12/06/24 15:39	7439-98-7	
Selenium	ND	mg/L	0.0050	0.00096	1	12/05/24 17:00	12/06/24 15:39	7782-49-2	
Thallium	ND	mg/L	0.0010	0.00038	1	12/05/24 17:00	12/06/24 15:39	7440-28-0	
7470 Mercury	Analytical Method: EPA 7470A Preparation Method: EPA 7470A Pace Analytical Services - Peachtree Corners, GA								
Mercury	ND	mg/L	0.00020	0.00013	1	12/09/24 09:00	12/09/24 12:56	7439-97-6	
2540C Total Dissolved Solids	Analytical Method: SM 2540C-2015 Pace Analytical Services - Peachtree Corners, GA								
Total Dissolved Solids	**2830**	mg/L	50.0	50.0	1		12/06/24 12:05		
2320B Alkalinity	Analytical Method: SM 2320B-2011 Pace Analytical Services - Asheville								
Alkalinity,Bicarbonate (CaCO3)	**128**	mg/L	5.0	5.0	1		12/06/24 22:30		
Alkalinity,Carbonate (CaCO3)	ND	mg/L	5.0	5.0	1		12/06/24 22:30		
Alkalinity, Total as CaCO3	**128**	mg/L	5.0	5.0	1		12/06/24 22:30		
4500S2D Sulfide Water	Analytical Method: SM 4500-S2D-2011 Pace Analytical Services - Asheville								
Sulfide	ND	mg/L	0.10	0.022	1		12/07/24 03:51	18496-25-8	
300.0 IC Anions 28 Days	Analytical Method: EPA 300.0 Rev 2.1 1993 Pace Analytical Services - Asheville								
Chloride	**830**	mg/L	15.0	9.0	15		12/06/24 15:49	16887-00-6	

REPORT OF LABORATORY ANALYSIS

This report shall not be reproduced, except in full,
without the written consent of Pace Analytical Services, LLC.

Pace Analytical Services, LLC
9800 Kincey Ave. Suite 100
Huntersville, NC 28078
(704)875-9092

ANALYTICAL RESULTS

Project: Bowen AP-1 (CA)
Pace Project No.: 92767550

Sample: BOW-INW-01 **Lab ID: 92767550003** Collected: 12/03/24 11:18 Received: 12/05/24 11:35 Matrix: Water

Parameters	Results	Units	Report Limit	MDL	DF	Prepared	Analyzed	CAS No.	Qual
300.0 IC Anions 28 Days	Analytical Method: EPA 300.0 Rev 2.1 1993 Pace Analytical Services - Asheville								
Fluoride	**0.29**	mg/L	0.10	0.050	1		12/06/24 04:25	16984-48-8	
Sulfate	**572**	mg/L	15.0	7.5	15		12/06/24 15:49	14808-79-8	

This report shall not be reproduced, except in full,
without the written consent of Pace Analytical Services, LLC.

Pace Analytical Services, LLC
9800 Kincey Ave. Suite 100
Huntersville, NC 28078
(704)875-9092

ANALYTICAL RESULTS

Project: Bowen AP-1 (CA)
Pace Project No.: 92767550

Sample: BOW-AP1-FD-01 **Lab ID: 92767550004** Collected: 12/03/24 00:00 Received: 12/05/24 11:35 Matrix: Water

Parameters	Results	Units	Report Limit	MDL	DF	Prepared	Analyzed	CAS No.	Qual
6010D ATL ICP	Analytical Method: EPA 6010D Preparation Method: EPA 3010A Pace Analytical Services - Peachtree Corners, GA								
Iron	**2.1**	mg/L	0.040	0.025	1	12/05/24 17:27	12/06/24 02:53	7439-89-6	
Manganese	**5.1**	mg/L	0.040	0.011	1	12/05/24 17:27	12/06/24 02:53	7439-96-5	
Potassium	**19.7**	mg/L	0.50	0.15	1	12/05/24 17:27	12/06/24 02:53	7440-09-7	
Sodium	**54.6**	mg/L	1.0	0.58	1	12/05/24 17:27	12/06/24 02:53	7440-23-5	
Magnesium	**99.7**	mg/L	0.050	0.012	1	12/05/24 17:27	12/06/24 02:53	7439-95-4	
Calcium	**712**	mg/L	5.0	0.61	5	12/05/24 17:27	12/06/24 12:56	7440-70-2	
6020 MET ICPMS	Analytical Method: EPA 6020B Preparation Method: EPA 3005A Pace Analytical Services - Peachtree Corners, GA								
Antimony	ND	mg/L	0.0030	0.00054	1	12/05/24 17:00	12/06/24 15:43	7440-36-0	
Arsenic	**0.0096**	mg/L	0.0050	0.00084	1	12/05/24 17:00	12/06/24 15:43	7440-38-2	
Barium	**0.083**	mg/L	0.0050	0.00047	1	12/05/24 17:00	12/06/24 15:43	7440-39-3	
Beryllium	ND	mg/L	0.00050	0.000094	1	12/05/24 17:00	12/06/24 15:43	7440-41-7	
Boron	**16.1**	mg/L	2.0	0.60	50	12/05/24 17:00	12/07/24 13:39	7440-42-8	
Cadmium	ND	mg/L	0.00050	0.00010	1	12/05/24 17:00	12/06/24 15:43	7440-43-9	
Chromium	ND	mg/L	0.0050	0.0019	1	12/05/24 17:00	12/06/24 15:43	7440-47-3	
Cobalt	**0.011**	mg/L	0.0050	0.00032	1	12/05/24 17:00	12/06/24 15:43	7440-48-4	
Lead	ND	mg/L	0.0010	0.00016	1	12/05/24 17:00	12/06/24 15:43	7439-92-1	
Lithium	**0.0081J**	mg/L	0.030	0.0016	1	12/05/24 17:00	12/06/24 15:43	7439-93-2	
Molybdenum	**0.062**	mg/L	0.010	0.00062	1	12/05/24 17:00	12/06/24 15:43	7439-98-7	
Selenium	**0.0012J**	mg/L	0.0050	0.00096	1	12/05/24 17:00	12/06/24 15:43	7782-49-2	
Thallium	ND	mg/L	0.0010	0.00038	1	12/05/24 17:00	12/06/24 15:43	7440-28-0	
7470 Mercury	Analytical Method: EPA 7470A Preparation Method: EPA 7470A Pace Analytical Services - Peachtree Corners, GA								
Mercury	ND	mg/L	0.00020	0.00013	1	12/09/24 09:00	12/09/24 12:58	7439-97-6	
2540C Total Dissolved Solids	Analytical Method: SM 2540C-2015 Pace Analytical Services - Peachtree Corners, GA								
Total Dissolved Solids	**3020**	mg/L	50.0	50.0	1		12/06/24 12:06		
2320B Alkalinity	Analytical Method: SM 2320B-2011 Pace Analytical Services - Asheville								
Alkalinity,Bicarbonate (CaCO3)	**132**	mg/L	5.0	5.0	1		12/06/24 22:40		
Alkalinity,Carbonate (CaCO3)	ND	mg/L	5.0	5.0	1		12/06/24 22:40		
Alkalinity, Total as CaCO3	**132**	mg/L	5.0	5.0	1		12/06/24 22:40		
4500S2D Sulfide Water	Analytical Method: SM 4500-S2D-2011 Pace Analytical Services - Asheville								
Sulfide	ND	mg/L	0.10	0.022	1		12/07/24 03:51	18496-25-8	
300.0 IC Anions 28 Days	Analytical Method: EPA 300.0 Rev 2.1 1993 Pace Analytical Services - Asheville								
Chloride	**831**	mg/L	15.0	9.0	15		12/06/24 16:04	16887-00-6	

REPORT OF LABORATORY ANALYSIS

This report shall not be reproduced, except in full,
without the written consent of Pace Analytical Services, LLC.

Pace Analytical Services, LLC
9800 Kincey Ave. Suite 100
Huntersville, NC 28078
(704)875-9092

ANALYTICAL RESULTS

Project: Bowen AP-1 (CA)
Pace Project No.: 92767550

Sample: BOW-AP1-FD-01 **Lab ID: 92767550004** Collected: 12/03/24 00:00 Received: 12/05/24 11:35 Matrix: Water

Parameters	Results	Units	Report Limit	MDL	DF	Prepared	Analyzed	CAS No.	Qual
300.0 IC Anions 28 Days	Analytical Method: EPA 300.0 Rev 2.1 1993 Pace Analytical Services - Asheville								
Fluoride	**0.29**	mg/L	0.10	0.050	1		12/06/24 04:39	16984-48-8	
Sulfate	**571**	mg/L	15.0	7.5	15		12/06/24 16:04	14808-79-8	

REPORT OF LABORATORY ANALYSIS

This report shall not be reproduced, except in full,
without the written consent of Pace Analytical Services, LLC.

Pace Analytical Services, LLC
9800 Kincey Ave. Suite 100
Huntersville, NC 28078
(704)875-9092

ANALYTICAL RESULTS

Project: Bowen AP-1 (CA)
Pace Project No.: 92767550

Sample: BOW-PT-05 **Lab ID: 92767550005** Collected: 12/04/24 13:21 Received: 12/05/24 11:35 Matrix: Water

Parameters	Results	Units	Report Limit	MDL	DF	Prepared	Analyzed	CAS No.	Qual
6010D ATL ICP	Analytical Method: EPA 6010D Preparation Method: EPA 3010A Pace Analytical Services - Peachtree Corners, GA								
Iron	**0.26**	mg/L	0.040	0.025	1	12/05/24 17:27	12/06/24 02:58	7439-89-6	
Manganese	**0.51**	mg/L	0.040	0.011	1	12/05/24 17:27	12/06/24 02:58	7439-96-5	
Potassium	**5.2**	mg/L	0.50	0.15	1	12/05/24 17:27	12/06/24 02:58	7440-09-7	
Sodium	**35.4**	mg/L	1.0	0.58	1	12/05/24 17:27	12/06/24 02:58	7440-23-5	
Magnesium	**136**	mg/L	0.050	0.012	1	12/05/24 17:27	12/06/24 02:58	7439-95-4	
Calcium	**592**	mg/L	5.0	0.61	5	12/05/24 17:27	12/06/24 13:01	7440-70-2	
6020 MET ICPMS	Analytical Method: EPA 6020B Preparation Method: EPA 3005A Pace Analytical Services - Peachtree Corners, GA								
Antimony	ND	mg/L	0.0030	0.00054	1	12/05/24 17:00	12/06/24 15:46	7440-36-0	
Arsenic	**0.016**	mg/L	0.0050	0.00084	1	12/05/24 17:00	12/06/24 15:46	7440-38-2	
Barium	**0.16**	mg/L	0.0050	0.00047	1	12/05/24 17:00	12/06/24 15:46	7440-39-3	
Beryllium	ND	mg/L	0.00050	0.000094	1	12/05/24 17:00	12/06/24 15:46	7440-41-7	
Boron	**11.7**	mg/L	2.0	0.60	50	12/05/24 17:00	12/07/24 13:43	7440-42-8	
Cadmium	ND	mg/L	0.00050	0.00010	1	12/05/24 17:00	12/06/24 15:46	7440-43-9	
Chromium	ND	mg/L	0.0050	0.0019	1	12/05/24 17:00	12/06/24 15:46	7440-47-3	
Cobalt	**0.0016J**	mg/L	0.0050	0.00032	1	12/05/24 17:00	12/06/24 15:46	7440-48-4	
Lead	ND	mg/L	0.0010	0.00016	1	12/05/24 17:00	12/06/24 15:46	7439-92-1	
Lithium	**0.0021J**	mg/L	0.030	0.0016	1	12/05/24 17:00	12/06/24 15:46	7439-93-2	
Molybdenum	**0.016**	mg/L	0.010	0.00062	1	12/05/24 17:00	12/06/24 15:46	7439-98-7	
Selenium	ND	mg/L	0.0050	0.00096	1	12/05/24 17:00	12/06/24 15:46	7782-49-2	
Thallium	ND	mg/L	0.0010	0.00038	1	12/05/24 17:00	12/06/24 15:46	7440-28-0	
7470 Mercury	Analytical Method: EPA 7470A Preparation Method: EPA 7470A Pace Analytical Services - Peachtree Corners, GA								
Mercury	ND	mg/L	0.00020	0.00013	1	12/09/24 09:00	12/09/24 13:01	7439-97-6	
2540C Total Dissolved Solids	Analytical Method: SM 2540C-2015 Pace Analytical Services - Peachtree Corners, GA								
Total Dissolved Solids	**2420**	mg/L	50.0	50.0	1		12/06/24 12:06		
2320B Alkalinity	Analytical Method: SM 2320B-2011 Pace Analytical Services - Asheville								
Alkalinity,Bicarbonate (CaCO3)	**123**	mg/L	5.0	5.0	1		12/06/24 22:48		
Alkalinity,Carbonate (CaCO3)	ND	mg/L	5.0	5.0	1		12/06/24 22:48		
Alkalinity, Total as CaCO3	**123**	mg/L	5.0	5.0	1		12/06/24 22:48		
4500S2D Sulfide Water	Analytical Method: SM 4500-S2D-2011 Pace Analytical Services - Asheville								
Sulfide	ND	mg/L	0.10	0.022	1		12/07/24 03:51	18496-25-8	
300.0 IC Anions 28 Days	Analytical Method: EPA 300.0 Rev 2.1 1993 Pace Analytical Services - Asheville								
Chloride	**741**	mg/L	15.0	9.0	15		12/06/24 16:19	16887-00-6	

REPORT OF LABORATORY ANALYSIS

This report shall not be reproduced, except in full,
without the written consent of Pace Analytical Services, LLC.

Pace Analytical Services, LLC
9800 Kincey Ave. Suite 100
Huntersville, NC 28078
(704)875-9092

ANALYTICAL RESULTS

Project: Bowen AP-1 (CA)
Pace Project No.: 92767550

Sample: BOW-PT-05 **Lab ID: 92767550005** Collected: 12/04/24 13:21 Received: 12/05/24 11:35 Matrix: Water

Parameters	Results	Units	Report Limit	MDL	DF	Prepared	Analyzed	CAS No.	Qual
300.0 IC Anions 28 Days	Analytical Method: EPA 300.0 Rev 2.1 1993 Pace Analytical Services - Asheville								
Fluoride	**0.12**	mg/L	0.10	0.050	1		12/06/24 04:54	16984-48-8	
Sulfate	**511**	mg/L	15.0	7.5	15		12/06/24 16:19	14808-79-8	

REPORT OF LABORATORY ANALYSIS

This report shall not be reproduced, except in full,
without the written consent of Pace Analytical Services, LLC.

Pace Analytical Services, LLC
9800 Kincey Ave. Suite 100
Huntersville, NC 28078
(704)875-9092

ANALYTICAL RESULTS

Project: Bowen AP-1 (CA)
Pace Project No.: 92767550

Sample: BOW-PT-06 **Lab ID: 92767550006** Collected: 12/04/24 14:44 Received: 12/05/24 11:35 Matrix: Water

Parameters	Results	Units	Report Limit	MDL	DF	Prepared	Analyzed	CAS No.	Qual
6010D ATL ICP	Analytical Method: EPA 6010D Preparation Method: EPA 3010A Pace Analytical Services - Peachtree Corners, GA								
Iron	ND	mg/L	0.040	0.025	1	12/05/24 17:27	12/06/24 03:03	7439-89-6	
Manganese	**0.94**	mg/L	0.040	0.011	1	12/05/24 17:27	12/06/24 03:03	7439-96-5	
Potassium	**10.7**	mg/L	0.50	0.15	1	12/05/24 17:27	12/06/24 03:03	7440-09-7	
Sodium	**36.7**	mg/L	1.0	0.58	1	12/05/24 17:27	12/06/24 03:03	7440-23-5	
Magnesium	**136**	mg/L	0.050	0.012	1	12/05/24 17:27	12/06/24 03:03	7439-95-4	
Calcium	**732**	mg/L	5.0	0.61	5	12/05/24 17:27	12/06/24 13:06	7440-70-2	
6020 MET ICPMS	Analytical Method: EPA 6020B Preparation Method: EPA 3005A Pace Analytical Services - Peachtree Corners, GA								
Antimony	ND	mg/L	0.0030	0.00054	1	12/05/24 17:00	12/06/24 16:35	7440-36-0	
Arsenic	**0.017**	mg/L	0.0050	0.00084	1	12/05/24 17:00	12/06/24 16:35	7440-38-2	
Barium	**0.10**	mg/L	0.0050	0.00047	1	12/05/24 17:00	12/06/24 16:35	7440-39-3	
Beryllium	ND	mg/L	0.00050	0.000094	1	12/05/24 17:00	12/06/24 16:35	7440-41-7	
Boron	**14.8**	mg/L	2.0	0.60	50	12/05/24 17:00	12/07/24 13:47	7440-42-8	
Cadmium	ND	mg/L	0.00050	0.00010	1	12/05/24 17:00	12/06/24 16:35	7440-43-9	
Chromium	ND	mg/L	0.0050	0.0019	1	12/05/24 17:00	12/06/24 16:35	7440-47-3	
Cobalt	**0.0012J**	mg/L	0.0050	0.00032	1	12/05/24 17:00	12/06/24 16:35	7440-48-4	
Lead	ND	mg/L	0.0010	0.00016	1	12/05/24 17:00	12/06/24 16:35	7439-92-1	
Lithium	**0.0079J**	mg/L	0.030	0.0016	1	12/05/24 17:00	12/06/24 16:35	7439-93-2	
Molybdenum	**0.0074J**	mg/L	0.010	0.00062	1	12/05/24 17:00	12/06/24 16:35	7439-98-7	
Selenium	**0.0011J**	mg/L	0.0050	0.00096	1	12/05/24 17:00	12/06/24 16:35	7782-49-2	
Thallium	**0.0026**	mg/L	0.0010	0.00038	1	12/05/24 17:00	12/06/24 16:35	7440-28-0	
7470 Mercury	Analytical Method: EPA 7470A Preparation Method: EPA 7470A Pace Analytical Services - Peachtree Corners, GA								
Mercury	ND	mg/L	0.00020	0.00013	1	12/09/24 09:00	12/09/24 13:04	7439-97-6	
2540C Total Dissolved Solids	Analytical Method: SM 2540C-2015 Pace Analytical Services - Peachtree Corners, GA								
Total Dissolved Solids	**2870**	mg/L	50.0	50.0	1		12/06/24 12:06		
2320B Alkalinity	Analytical Method: SM 2320B-2011 Pace Analytical Services - Asheville								
Alkalinity,Bicarbonate (CaCO3)	**112**	mg/L	5.0	5.0	1		12/06/24 22:57		
Alkalinity,Carbonate (CaCO3)	ND	mg/L	5.0	5.0	1		12/06/24 22:57		
Alkalinity, Total as CaCO3	**112**	mg/L	5.0	5.0	1		12/06/24 22:57		
4500S2D Sulfide Water	Analytical Method: SM 4500-S2D-2011 Pace Analytical Services - Asheville								
Sulfide	ND	mg/L	0.10	0.022	1		12/07/24 03:52	18496-25-8	
300.0 IC Anions 28 Days	Analytical Method: EPA 300.0 Rev 2.1 1993 Pace Analytical Services - Asheville								
Chloride	**888**	mg/L	15.0	9.0	15		12/06/24 16:33	16887-00-6	

REPORT OF LABORATORY ANALYSIS

This report shall not be reproduced, except in full,
without the written consent of Pace Analytical Services, LLC.

Pace Analytical Services, LLC
9800 Kincey Ave. Suite 100
Huntersville, NC 28078
(704)875-9092

ANALYTICAL RESULTS

Project: Bowen AP-1 (CA)
Pace Project No.: 92767550

Sample: BOW-PT-06 **Lab ID: 92767550006** Collected: 12/04/24 14:44 Received: 12/05/24 11:35 Matrix: Water

Parameters	Results	Units	Report Limit	MDL	DF	Prepared	Analyzed	CAS No.	Qual
300.0 IC Anions 28 Days	Analytical Method: EPA 300.0 Rev 2.1 1993 Pace Analytical Services - Asheville								
Fluoride	**0.12**	mg/L	0.10	0.050	1		12/06/24 05:08	16984-48-8	
Sulfate	**588**	mg/L	15.0	7.5	15		12/06/24 16:33	14808-79-8	

REPORT OF LABORATORY ANALYSIS

This report shall not be reproduced, except in full,
without the written consent of Pace Analytical Services, LLC.

Pace Analytical Services, LLC
9800 Kincey Ave. Suite 100
Huntersville, NC 28078
(704)875-9092

ANALYTICAL RESULTS

Project: Bowen AP-1 (CA)
Pace Project No.: 92767550

Sample: BOW-BGWC-22 **Lab ID: 92767550007** Collected: 12/04/24 11:27 Received: 12/05/24 11:35 Matrix: Water

Parameters	Results	Units	Report Limit	MDL	DF	Prepared	Analyzed	CAS No.	Qual
6010D ATL ICP	Analytical Method: EPA 6010D Preparation Method: EPA 3010A Pace Analytical Services - Peachtree Corners, GA								
Calcium	**658**	mg/L	5.0	0.61	5	12/05/24 17:27	12/06/24 03:13	7440-70-2	
Iron	**0.067**	mg/L	0.040	0.025	1	12/05/24 17:27	12/06/24 03:08	7439-89-6	
Manganese	**4.7**	mg/L	0.040	0.011	1	12/05/24 17:27	12/06/24 03:08	7439-96-5	
Potassium	**14.3**	mg/L	0.50	0.15	1	12/05/24 17:27	12/06/24 03:08	7440-09-7	
Sodium	**31.7**	mg/L	1.0	0.58	1	12/05/24 17:27	12/06/24 03:08	7440-23-5	
Magnesium	**88.3**	mg/L	0.050	0.012	1	12/05/24 17:27	12/06/24 03:08	7439-95-4	
6020 MET ICPMS	Analytical Method: EPA 6020B Preparation Method: EPA 3005A Pace Analytical Services - Peachtree Corners, GA								
Antimony	**0.0011J**	mg/L	0.0030	0.00054	1	12/05/24 17:00	12/06/24 16:39	7440-36-0	
Arsenic	**0.010**	mg/L	0.0050	0.00084	1	12/05/24 17:00	12/06/24 16:39	7440-38-2	
Barium	**0.056**	mg/L	0.0050	0.00047	1	12/05/24 17:00	12/06/24 16:39	7440-39-3	
Beryllium	**0.00011J**	mg/L	0.00050	0.000094	1	12/05/24 17:00	12/06/24 16:39	7440-41-7	
Boron	**14.3**	mg/L	0.20	0.060	5	12/05/24 17:00	12/06/24 16:42	7440-42-8	
Cadmium	**0.0012**	mg/L	0.00050	0.00010	1	12/05/24 17:00	12/06/24 16:39	7440-43-9	
Chromium	ND	mg/L	0.0050	0.0019	1	12/05/24 17:00	12/06/24 16:39	7440-47-3	
Cobalt	**0.017**	mg/L	0.0050	0.00032	1	12/05/24 17:00	12/06/24 16:39	7440-48-4	
Lead	ND	mg/L	0.0010	0.00016	1	12/05/24 17:00	12/06/24 16:39	7439-92-1	
Lithium	**0.018J**	mg/L	0.030	0.0016	1	12/05/24 17:00	12/06/24 16:39	7439-93-2	
Molybdenum	**0.038**	mg/L	0.010	0.00062	1	12/05/24 17:00	12/06/24 16:39	7439-98-7	
Selenium	**0.0015J**	mg/L	0.0050	0.00096	1	12/05/24 17:00	12/06/24 16:39	7782-49-2	
Thallium	**0.00092J**	mg/L	0.0010	0.00038	1	12/05/24 17:00	12/06/24 16:39	7440-28-0	
7470 Mercury	Analytical Method: EPA 7470A Preparation Method: EPA 7470A Pace Analytical Services - Peachtree Corners, GA								
Mercury	ND	mg/L	0.00020	0.00013	1	12/09/24 09:00	12/09/24 13:06	7439-97-6	
2540C Total Dissolved Solids	Analytical Method: SM 2540C-2015 Pace Analytical Services - Peachtree Corners, GA								
Total Dissolved Solids	**2760**	mg/L	50.0	50.0	1		12/06/24 12:06		
2320B Alkalinity	Analytical Method: SM 2320B-2011 Pace Analytical Services - Asheville								
Alkalinity,Bicarbonate (CaCO3)	**121**	mg/L	5.0	5.0	1		12/06/24 23:06		
Alkalinity,Carbonate (CaCO3)	ND	mg/L	5.0	5.0	1		12/06/24 23:06		
Alkalinity, Total as CaCO3	**121**	mg/L	5.0	5.0	1		12/06/24 23:06		
4500S2D Sulfide Water	Analytical Method: SM 4500-S2D-2011 Pace Analytical Services - Asheville								
Sulfide	ND	mg/L	0.10	0.022	1		12/07/24 03:52	18496-25-8	
300.0 IC Anions 28 Days	Analytical Method: EPA 300.0 Rev 2.1 1993 Pace Analytical Services - Asheville								
Chloride	**753**	mg/L	15.0	9.0	15		12/06/24 16:48	16887-00-6	M1

REPORT OF LABORATORY ANALYSIS

This report shall not be reproduced, except in full,
without the written consent of Pace Analytical Services, LLC.

Pace Analytical Services, LLC
9800 Kincey Ave. Suite 100
Huntersville, NC 28078
(704)875-9092

ANALYTICAL RESULTS

Project: Bowen AP-1 (CA)
Pace Project No.: 92767550

Sample: BOW-BGWC-22 **Lab ID: 92767550007** Collected: 12/04/24 11:27 Received: 12/05/24 11:35 Matrix: Water

Parameters	Results	Units	Report Limit	MDL	DF	Prepared	Analyzed	CAS No.	Qual
300.0 IC Anions 28 Days	Analytical Method: EPA 300.0 Rev 2.1 1993 Pace Analytical Services - Asheville								
Fluoride	**0.25**	mg/L	0.10	0.050	1		12/06/24 05:52	16984-48-8	
Sulfate	**535**	mg/L	15.0	7.5	15		12/06/24 16:48	14808-79-8	M1

REPORT OF LABORATORY ANALYSIS

This report shall not be reproduced, except in full,
without the written consent of Pace Analytical Services, LLC.

Pace Analytical Services, LLC
9800 Kincey Ave. Suite 100
Huntersville, NC 28078
(704)875-9092

ANALYTICAL RESULTS

Project: Bowen AP-1 (CA)
Pace Project No.: 92767550

Sample: BOW-AP1-FB-01 **Lab ID: 92767550008** Collected: 12/04/24 14:58 Received: 12/05/24 11:35 Matrix: Water

Parameters	Results	Units	Report Limit	MDL	DF	Prepared	Analyzed	CAS No.	Qual
6010D ATL ICP	Analytical Method: EPA 6010D Preparation Method: EPA 3010A Pace Analytical Services - Peachtree Corners, GA								
Iron	ND	mg/L	0.040	0.025	1	12/05/24 17:27	12/06/24 03:28	7439-89-6	
Manganese	ND	mg/L	0.040	0.011	1	12/05/24 17:27	12/06/24 03:28	7439-96-5	
Potassium	ND	mg/L	0.50	0.15	1	12/05/24 17:27	12/06/24 03:28	7440-09-7	
Sodium	ND	mg/L	1.0	0.58	1	12/05/24 17:27	12/06/24 03:28	7440-23-5	
Calcium	ND	mg/L	1.0	0.12	1	12/05/24 17:27	12/06/24 03:28	7440-70-2	
Magnesium	ND	mg/L	0.050	0.012	1	12/05/24 17:27	12/06/24 03:28	7439-95-4	
6020 MET ICPMS	Analytical Method: EPA 6020B Preparation Method: EPA 3005A Pace Analytical Services - Peachtree Corners, GA								
Antimony	ND	mg/L	0.0030	0.00054	1	12/05/24 17:00	12/06/24 16:46	7440-36-0	
Arsenic	**0.0036J**	mg/L	0.0050	0.00084	1	12/05/24 17:00	12/06/24 16:46	7440-38-2	B
Barium	ND	mg/L	0.0050	0.00047	1	12/05/24 17:00	12/06/24 16:46	7440-39-3	
Beryllium	ND	mg/L	0.00050	0.000094	1	12/05/24 17:00	12/06/24 16:46	7440-41-7	
Boron	ND	mg/L	0.040	0.012	1	12/05/24 17:00	12/07/24 13:01	7440-42-8	
Cadmium	ND	mg/L	0.00050	0.00010	1	12/05/24 17:00	12/06/24 16:46	7440-43-9	
Chromium	ND	mg/L	0.0050	0.0019	1	12/05/24 17:00	12/06/24 16:46	7440-47-3	
Cobalt	ND	mg/L	0.0050	0.00032	1	12/05/24 17:00	12/06/24 16:46	7440-48-4	
Lead	ND	mg/L	0.0010	0.00016	1	12/05/24 17:00	12/06/24 16:46	7439-92-1	
Lithium	ND	mg/L	0.030	0.0016	1	12/05/24 17:00	12/06/24 16:46	7439-93-2	
Molybdenum	ND	mg/L	0.010	0.00062	1	12/05/24 17:00	12/06/24 16:46	7439-98-7	
Selenium	ND	mg/L	0.0050	0.00096	1	12/05/24 17:00	12/06/24 16:46	7782-49-2	
Thallium	ND	mg/L	0.0010	0.00038	1	12/05/24 17:00	12/06/24 16:46	7440-28-0	
7470 Mercury	Analytical Method: EPA 7470A Preparation Method: EPA 7470A Pace Analytical Services - Peachtree Corners, GA								
Mercury	ND	mg/L	0.00020	0.00013	1	12/09/24 09:00	12/09/24 13:09	7439-97-6	
2540C Total Dissolved Solids	Analytical Method: SM 2540C-2015 Pace Analytical Services - Peachtree Corners, GA								
Total Dissolved Solids	**61.0**	mg/L	25.0	25.0	1		12/06/24 12:07		
2320B Alkalinity	Analytical Method: SM 2320B-2011 Pace Analytical Services - Asheville								
Alkalinity,Bicarbonate (CaCO3)	ND	mg/L	5.0	5.0	1		12/06/24 23:15		
Alkalinity,Carbonate (CaCO3)	ND	mg/L	5.0	5.0	1		12/06/24 23:15		
Alkalinity, Total as CaCO3	ND	mg/L	5.0	5.0	1		12/06/24 23:15		
4500S2D Sulfide Water	Analytical Method: SM 4500-S2D-2011 Pace Analytical Services - Asheville								
Sulfide	ND	mg/L	0.10	0.022	1		12/07/24 03:54	18496-25-8	
300.0 IC Anions 28 Days	Analytical Method: EPA 300.0 Rev 2.1 1993 Pace Analytical Services - Asheville								
Chloride	ND	mg/L	1.0	0.60	1		12/06/24 00:48	16887-00-6	

REPORT OF LABORATORY ANALYSIS

This report shall not be reproduced, except in full,
without the written consent of Pace Analytical Services, LLC.

Pace Analytical Services, LLC
9800 Kincey Ave. Suite 100
Huntersville, NC 28078
(704)875-9092

ANALYTICAL RESULTS

Project: Bowen AP-1 (CA)
Pace Project No.: 92767550

Sample: BOW-AP1-FB-01 **Lab ID: 92767550008** Collected: 12/04/24 14:58 Received: 12/05/24 11:35 Matrix: Water

Parameters	Results	Units	Report Limit	MDL	DF	Prepared	Analyzed	CAS No.	Qual
300.0 IC Anions 28 Days	Analytical Method: EPA 300.0 Rev 2.1 1993 Pace Analytical Services - Asheville								
Fluoride	ND	mg/L	0.10	0.050	1		12/06/24 00:48	16984-48-8	
Sulfate	ND	mg/L	1.0	0.50	1		12/06/24 00:48	14808-79-8	

REPORT OF LABORATORY ANALYSIS

This report shall not be reproduced, except in full,
without the written consent of Pace Analytical Services, LLC.

Pace Analytical Services, LLC
9800 Kincey Ave. Suite 100
Huntersville, NC 28078
(704)875-9092

ANALYTICAL RESULTS

Project: Bowen AP-1 (CA)
Pace Project No.: 92767550

Sample: BOW-AP1-EB-01 **Lab ID: 92767550009** Collected: 12/04/24 15:05 Received: 12/05/24 11:35 Matrix: Water

Parameters	Results	Units	Report Limit	MDL	DF	Prepared	Analyzed	CAS No.	Qual
6010D ATL ICP	Analytical Method: EPA 6010D Preparation Method: EPA 3010A Pace Analytical Services - Peachtree Corners, GA								
Iron	ND	mg/L	0.040	0.025	1	12/05/24 17:27	12/06/24 03:33	7439-89-6	
Manganese	ND	mg/L	0.040	0.011	1	12/05/24 17:27	12/06/24 03:33	7439-96-5	
Potassium	ND	mg/L	0.50	0.15	1	12/05/24 17:27	12/06/24 03:33	7440-09-7	
Sodium	ND	mg/L	1.0	0.58	1	12/05/24 17:27	12/06/24 03:33	7440-23-5	
Calcium	ND	mg/L	1.0	0.12	1	12/05/24 17:27	12/06/24 03:33	7440-70-2	
Magnesium	ND	mg/L	0.050	0.012	1	12/05/24 17:27	12/06/24 03:33	7439-95-4	
6020 MET ICPMS	Analytical Method: EPA 6020B Preparation Method: EPA 3005A Pace Analytical Services - Peachtree Corners, GA								
Antimony	ND	mg/L	0.0030	0.00054	1	12/05/24 17:00	12/06/24 16:50	7440-36-0	
Arsenic	**0.0032J**	mg/L	0.0050	0.00084	1	12/05/24 17:00	12/06/24 16:50	7440-38-2	B
Barium	ND	mg/L	0.0050	0.00047	1	12/05/24 17:00	12/06/24 16:50	7440-39-3	
Beryllium	ND	mg/L	0.00050	0.000094	1	12/05/24 17:00	12/06/24 16:50	7440-41-7	
Boron	ND	mg/L	0.040	0.012	1	12/05/24 17:00	12/07/24 13:05	7440-42-8	
Cadmium	ND	mg/L	0.00050	0.00010	1	12/05/24 17:00	12/06/24 16:50	7440-43-9	
Chromium	ND	mg/L	0.0050	0.0019	1	12/05/24 17:00	12/06/24 16:50	7440-47-3	
Cobalt	ND	mg/L	0.0050	0.00032	1	12/05/24 17:00	12/06/24 16:50	7440-48-4	
Lead	ND	mg/L	0.0010	0.00016	1	12/05/24 17:00	12/06/24 16:50	7439-92-1	
Lithium	ND	mg/L	0.030	0.0016	1	12/05/24 17:00	12/06/24 16:50	7439-93-2	
Molybdenum	**0.0016J**	mg/L	0.010	0.00062	1	12/05/24 17:00	12/06/24 16:50	7439-98-7	
Selenium	ND	mg/L	0.0050	0.00096	1	12/05/24 17:00	12/06/24 16:50	7782-49-2	
Thallium	ND	mg/L	0.0010	0.00038	1	12/05/24 17:00	12/06/24 16:50	7440-28-0	
7470 Mercury	Analytical Method: EPA 7470A Preparation Method: EPA 7470A Pace Analytical Services - Peachtree Corners, GA								
Mercury	ND	mg/L	0.00020	0.00013	1	12/09/24 09:00	12/09/24 13:12	7439-97-6	
2540C Total Dissolved Solids	Analytical Method: SM 2540C-2015 Pace Analytical Services - Peachtree Corners, GA								
Total Dissolved Solids	**25.0**	mg/L	25.0	25.0	1		12/06/24 12:08		
2320B Alkalinity	Analytical Method: SM 2320B-2011 Pace Analytical Services - Asheville								
Alkalinity,Bicarbonate (CaCO3)	ND	mg/L	5.0	5.0	1		12/06/24 23:19		
Alkalinity,Carbonate (CaCO3)	ND	mg/L	5.0	5.0	1		12/06/24 23:19		
Alkalinity, Total as CaCO3	ND	mg/L	5.0	5.0	1		12/06/24 23:19		
4500S2D Sulfide Water	Analytical Method: SM 4500-S2D-2011 Pace Analytical Services - Asheville								
Sulfide	ND	mg/L	0.10	0.022	1		12/07/24 03:54	18496-25-8	
300.0 IC Anions 28 Days	Analytical Method: EPA 300.0 Rev 2.1 1993 Pace Analytical Services - Asheville								
Chloride	ND	mg/L	1.0	0.60	1		12/06/24 01:03	16887-00-6	

REPORT OF LABORATORY ANALYSIS

This report shall not be reproduced, except in full,
without the written consent of Pace Analytical Services, LLC.

Pace Analytical Services, LLC
9800 Kincey Ave. Suite 100
Huntersville, NC 28078
(704)875-9092

ANALYTICAL RESULTS

Project: Bowen AP-1 (CA)
Pace Project No.: 92767550

Sample: BOW-AP1-EB-01 **Lab ID: 92767550009** Collected: 12/04/24 15:05 Received: 12/05/24 11:35 Matrix: Water

Parameters	Results	Units	Report Limit	MDL	DF	Prepared	Analyzed	CAS No.	Qual
300.0 IC Anions 28 Days	Analytical Method: EPA 300.0 Rev 2.1 1993 Pace Analytical Services - Asheville								
Fluoride	ND	mg/L	0.10	0.050	1		12/06/24 01:03	16984-48-8	
Sulfate	ND	mg/L	1.0	0.50	1		12/06/24 01:03	14808-79-8	

REPORT OF LABORATORY ANALYSIS

This report shall not be reproduced, except in full,
without the written consent of Pace Analytical Services, LLC.

Pace Analytical Services, LLC
9800 Kincey Ave. Suite 100
Huntersville, NC 28078
(704)875-9092

QUALITY CONTROL DATA

Project: Bowen AP-1 (CA)
Pace Project No.: 92767550

QC Batch: 900611
QC Batch Method: EPA 3010A
Analysis Method: EPA 6010D
Analysis Description: 6010D ATL
Laboratory: Pace Analytical Services - Peachtree Corners, GA
Associated Lab Samples: 92767550001, 92767550002, 92767550003, 92767550004, 92767550005, 92767550006, 92767550007, 92767550008, 92767550009

METHOD BLANK: 4635934 Matrix: Water
Associated Lab Samples: 92767550001, 92767550002, 92767550003, 92767550004, 92767550005, 92767550006, 92767550007, 92767550008, 92767550009

Parameter	Units	Blank Result	Reporting Limit	MDL	Analyzed	Qualifiers
Calcium	mg/L	ND	1.0	0.12	12/06/24 02:02	
Iron	mg/L	ND	0.040	0.025	12/06/24 02:02	
Magnesium	mg/L	ND	0.050	0.012	12/06/24 02:02	
Manganese	mg/L	ND	0.040	0.011	12/06/24 02:02	
Potassium	mg/L	ND	0.50	0.15	12/06/24 02:02	
Sodium	mg/L	ND	1.0	0.58	12/06/24 02:02	

LABORATORY CONTROL SAMPLE: 4635935

Parameter	Units	Spike Conc.	LCS Result	LCS % Rec	% Rec Limits	Qualifiers
Calcium	mg/L	1	1.1	108	80-120	
Iron	mg/L	1	1.1	108	80-120	
Magnesium	mg/L	1	1.0	104	80-120	
Manganese	mg/L	1	1.1	105	80-120	
Potassium	mg/L	1	1.1	107	80-120	
Sodium	mg/L	1	1.0	105	80-120	

MATRIX SPIKE & MATRIX SPIKE DUPLICATE: 4635936 4635937

Parameter	Units	92767550001 Result	MS Spike Conc.	MSD Spike Conc.	MS Result	MSD Result	MS % Rec	MSD % Rec	% Rec Limits	RPD	Max RPD	Qual
Calcium	mg/L	727	1	1	693	688	-3330	-3850	75-125	1	20	M1
Iron	mg/L	0.12	1	1	1.2	1.2	103	104	75-125	1	20	
Magnesium	mg/L	101	1	1	97.8	96.2	-328	-494	75-125	2	20	M1
Manganese	mg/L	4.2	1	1	4.9	4.9	75	73	75-125	0	20	M1
Potassium	mg/L	15.6	1	1	16.1	15.8	52	18	75-125	2	20	M1
Sodium	mg/L	39.5	1	1	38.9	38.1	-55	-137	75-125	2	20	M1

Results presented on this page are in the units indicated by the "Units" column except where an alternate unit is presented to the right of the result.

REPORT OF LABORATORY ANALYSIS

This report shall not be reproduced, except in full,
without the written consent of Pace Analytical Services, LLC.

Pace Analytical Services, LLC
9800 Kincey Ave. Suite 100
Huntersville, NC 28078
(704)875-9092

QUALITY CONTROL DATA

Project: Bowen AP-1 (CA)
Pace Project No.: 92767550

QC Batch: 900612
QC Batch Method: EPA 3005A
Analysis Method: EPA 6020B
Analysis Description: 6020 MET
Laboratory: Pace Analytical Services - Peachtree Corners, GA
Associated Lab Samples: 92767550001, 92767550002, 92767550003, 92767550004, 92767550005, 92767550006, 92767550007, 92767550008, 92767550009

METHOD BLANK: 4635939 Matrix: Water
Associated Lab Samples: 92767550001, 92767550002, 92767550003, 92767550004, 92767550005, 92767550006, 92767550007, 92767550008, 92767550009

Parameter	Units	Blank Result	Reporting Limit	MDL	Analyzed	Qualifiers
Antimony	mg/L	ND	0.0030	0.00054	12/06/24 15:13	
Arsenic	mg/L	0.00085J	0.0050	0.00084	12/06/24 15:13	
Barium	mg/L	ND	0.0050	0.00047	12/06/24 15:13	
Beryllium	mg/L	ND	0.00050	0.000094	12/06/24 15:13	
Boron	mg/L	ND	0.040	0.012	12/06/24 15:13	
Cadmium	mg/L	ND	0.00050	0.00010	12/06/24 15:13	
Chromium	mg/L	ND	0.0050	0.0019	12/06/24 15:13	
Cobalt	mg/L	ND	0.0050	0.00032	12/06/24 15:13	
Lead	mg/L	ND	0.0010	0.00016	12/06/24 15:13	
Lithium	mg/L	ND	0.030	0.0016	12/06/24 15:13	
Molybdenum	mg/L	ND	0.010	0.00062	12/06/24 15:13	
Selenium	mg/L	ND	0.0050	0.00096	12/06/24 15:13	
Thallium	mg/L	ND	0.0010	0.00038	12/06/24 15:13	

LABORATORY CONTROL SAMPLE: 4635940

Parameter	Units	Spike Conc.	LCS Result	LCS % Rec	% Rec Limits	Qualifiers
Antimony	mg/L	0.1	0.10	100	80-120	
Arsenic	mg/L	0.1	0.098	98	80-120	
Barium	mg/L	0.1	0.10	100	80-120	
Beryllium	mg/L	0.1	0.10	101	80-120	
Boron	mg/L	1	1.0	104	80-120	
Cadmium	mg/L	0.1	0.098	98	80-120	
Chromium	mg/L	0.1	0.10	100	80-120	
Cobalt	mg/L	0.1	0.099	99	80-120	
Lead	mg/L	0.1	0.10	102	80-120	
Lithium	mg/L	0.1	0.10	103	80-120	
Molybdenum	mg/L	0.1	0.10	102	80-120	
Selenium	mg/L	0.1	0.10	100	80-120	
Thallium	mg/L	0.1	0.10	102	80-120	

MATRIX SPIKE & MATRIX SPIKE DUPLICATE: 4635941 4635942

Parameter	Units	92767550002 Result	MS Spike Conc.	MSD Spike Conc.	MS Result	MSD Result	MS % Rec	MSD % Rec	% Rec Limits	RPD	Max RPD	Qual
Antimony	mg/L	ND	0.1	0.1	0.099	0.099	99	98	75-125	0	20	

Results presented on this page are in the units indicated by the "Units" column except where an alternate unit is presented to the right of the result.

REPORT OF LABORATORY ANALYSIS

This report shall not be reproduced, except in full,
without the written consent of Pace Analytical Services, LLC.

Pace Analytical Services, LLC
9800 Kincey Ave. Suite 100
Huntersville, NC 28078
(704)875-9092

QUALITY CONTROL DATA

Project: Bowen AP-1 (CA)
Pace Project No.: 92767550

MATRIX SPIKE & MATRIX SPIKE DUPLICATE: 4635941 4635942

Parameter	Units	92767550002 Result	MS Spike Conc.	MSD Spike Conc.	MS Result	MSD Result	MS % Rec	MSD % Rec	% Rec Limits	RPD	Max RPD	Qual
Arsenic	mg/L	0.0087	0.1	0.1	0.11	0.11	102	103	75-125	1	20	
Barium	mg/L	0.11	0.1	0.1	0.22	0.23	111	112	75-125	1	20	
Beryllium	mg/L	ND	0.1	0.1	0.089	0.089	89	89	75-125	0	20	
Boron	mg/L	15.4	1	1	16.2	16.1	86	78	75-125	1	20	
Cadmium	mg/L	ND	0.1	0.1	0.095	0.094	95	94	75-125	0	20	
Chromium	mg/L	ND	0.1	0.1	0.10	0.10	102	102	75-125	1	20	
Cobalt	mg/L	0.0072	0.1	0.1	0.11	0.11	100	101	75-125	0	20	
Lead	mg/L	ND	0.1	0.1	0.088	0.089	88	89	75-125	0	20	
Lithium	mg/L	0.0082J	0.1	0.1	0.10	0.10	94	95	75-125	0	20	
Molybdenum	mg/L	0.035	0.1	0.1	0.14	0.14	103	102	75-125	1	20	
Selenium	mg/L	0.0012J	0.1	0.1	0.10	0.10	104	101	75-125	2	20	
Thallium	mg/L	ND	0.1	0.1	0.091	0.092	91	91	75-125	1	20	

Results presented on this page are in the units indicated by the "Units" column except where an alternate unit is presented to the right of the result.

REPORT OF LABORATORY ANALYSIS

This report shall not be reproduced, except in full,
without the written consent of Pace Analytical Services, LLC.

Pace Analytical Services, LLC
9800 Kincey Ave. Suite 100
Huntersville, NC 28078
(704)875-9092

QUALITY CONTROL DATA

Project: Bowen AP-1 (CA)
Pace Project No.: 92767550

QC Batch: 900849
QC Batch Method: EPA 7470A
Analysis Method: EPA 7470A
Analysis Description: 7470 Mercury
Laboratory: Pace Analytical Services - Peachtree Corners, GA
Associated Lab Samples: 92767550001, 92767550002, 92767550003, 92767550004, 92767550005, 92767550006, 92767550007, 92767550008, 92767550009

METHOD BLANK: 4637031 Matrix: Water
Associated Lab Samples: 92767550001, 92767550002, 92767550003, 92767550004, 92767550005, 92767550006, 92767550007, 92767550008, 92767550009

Parameter	Units	Blank Result	Reporting Limit	MDL	Analyzed	Qualifiers
Mercury	mg/L	ND	0.00020	0.00013	12/09/24 11:54	

LABORATORY CONTROL SAMPLE: 4637032

Parameter	Units	Spike Conc.	LCS Result	LCS % Rec	% Rec Limits	Qualifiers
Mercury	mg/L	0.0025	0.0024	97	80-120	

MATRIX SPIKE & MATRIX SPIKE DUPLICATE: 4637033 4637034

Parameter	Units	92766149002 Result	MS Spike Conc.	MSD Spike Conc.	MS Result	MSD Result	MS % Rec	MSD % Rec	% Rec Limits	RPD	Max RPD	Qual
Mercury	mg/L	ND	0.0025	0.0025	0.0024	0.0023	94	92	75-125	2	20	

Results presented on this page are in the units indicated by the "Units" column except where an alternate unit is presented to the right of the result.

REPORT OF LABORATORY ANALYSIS

This report shall not be reproduced, except in full,
without the written consent of Pace Analytical Services, LLC.

Pace Analytical Services, LLC
9800 Kincey Ave. Suite 100
Huntersville, NC 28078
(704)875-9092

QUALITY CONTROL DATA

Project: Bowen AP-1 (CA)
Pace Project No.: 92767550

QC Batch: 900794 | Analysis Method: SM 2540C-2015
QC Batch Method: SM 2540C-2015 | Analysis Description: 2540C Total Dissolved Solids
Laboratory: Pace Analytical Services - Peachtree Corners, GA
Associated Lab Samples: 92767550002, 92767550003, 92767550004, 92767550005, 92767550006, 92767550007, 92767550008, 92767550009

METHOD BLANK: 4636624 Matrix: Water
Associated Lab Samples: 92767550002, 92767550003, 92767550004, 92767550005, 92767550006, 92767550007, 92767550008, 92767550009

Parameter	Units	Blank Result	Reporting Limit	MDL	Analyzed	Qualifiers
Total Dissolved Solids	mg/L	ND	25.0	25.0	12/06/24 12:02	

LABORATORY CONTROL SAMPLE: 4636625

Parameter	Units	Spike Conc.	LCS Result	LCS % Rec	% Rec Limits	Qualifiers
Total Dissolved Solids	mg/L	400	403	101	80-120	

SAMPLE DUPLICATE: 4636626

Parameter	Units	92767533001 Result	Dup Result	RPD	Max RPD	Qualifiers
Total Dissolved Solids	mg/L	1150	1220	6	10	

SAMPLE DUPLICATE: 4636627

Parameter	Units	92767550007 Result	Dup Result	RPD	Max RPD	Qualifiers
Total Dissolved Solids	mg/L	2760	2720	2	10	

Results presented on this page are in the units indicated by the "Units" column except where an alternate unit is presented to the right of the result.

REPORT OF LABORATORY ANALYSIS

This report shall not be reproduced, except in full,
without the written consent of Pace Analytical Services, LLC.

Pace Analytical Services, LLC
9800 Kincey Ave. Suite 100
Huntersville, NC 28078
(704)875-9092

QUALITY CONTROL DATA

Project: Bowen AP-1 (CA)
Pace Project No.: 92767550

QC Batch: 901410
QC Batch Method: SM 2540C-2015
Analysis Method: SM 2540C-2015
Analysis Description: 2540C Total Dissolved Solids
Laboratory: Pace Analytical Services - Peachtree Corners, GA
Associated Lab Samples: 92767550001

METHOD BLANK: 4639522 Matrix: Water
Associated Lab Samples: 92767550001

Parameter	Units	Blank Result	Reporting Limit	MDL	Analyzed	Qualifiers
Total Dissolved Solids	mg/L	ND	25.0	25.0	12/09/24 18:08	

LABORATORY CONTROL SAMPLE: 4639523

Parameter	Units	Spike Conc.	LCS Result	LCS % Rec	% Rec Limits	Qualifiers
Total Dissolved Solids	mg/L	400	402	100	80-120	

SAMPLE DUPLICATE: 4639524

Parameter	Units	92767550001 Result	Dup Result	RPD	Max RPD	Qualifiers
Total Dissolved Solids	mg/L	3140	3140	0	10	

SAMPLE DUPLICATE: 4639525

Parameter	Units	92767732006 Result	Dup Result	RPD	Max RPD	Qualifiers
Total Dissolved Solids	mg/L	216	220	2	10	

Results presented on this page are in the units indicated by the "Units" column except where an alternate unit is presented to the right of the result.

REPORT OF LABORATORY ANALYSIS

This report shall not be reproduced, except in full,
without the written consent of Pace Analytical Services, LLC.

Pace Analytical Services, LLC
9800 Kincey Ave. Suite 100
Huntersville, NC 28078
(704)875-9092

QUALITY CONTROL DATA

Project: Bowen AP-1 (CA)
Pace Project No.: 92767550

QC Batch: 900847
QC Batch Method: SM 2320B-2011
Analysis Method: SM 2320B-2011
Analysis Description: 2320B Alkalinity
Laboratory: Pace Analytical Services - Asheville
Associated Lab Samples: 92767550001, 92767550002, 92767550003, 92767550004, 92767550005, 92767550006, 92767550007, 92767550008, 92767550009

METHOD BLANK: 4637024 Matrix: Water
Associated Lab Samples: 92767550001, 92767550002, 92767550003, 92767550004, 92767550005, 92767550006, 92767550007, 92767550008, 92767550009

Parameter	Units	Blank Result	Reporting Limit	MDL	Analyzed	Qualifiers
Alkalinity, Total as CaCO3	mg/L	ND	5.0	5.0	12/06/24 20:42	
Alkalinity,Bicarbonate (CaCO3)	mg/L	ND	5.0	5.0	12/06/24 20:42	
Alkalinity,Carbonate (CaCO3)	mg/L	ND	5.0	5.0	12/06/24 20:42	

LABORATORY CONTROL SAMPLE: 4637025

Parameter	Units	Spike Conc.	LCS Result	LCS % Rec	% Rec Limits	Qualifiers
Alkalinity, Total as CaCO3	mg/L	50	56.9	114	80-120	

LABORATORY CONTROL SAMPLE: 4637026

Parameter	Units	Spike Conc.	LCS Result	LCS % Rec	% Rec Limits	Qualifiers
Alkalinity, Total as CaCO3	mg/L	50	48.3	97	80-120	

MATRIX SPIKE & MATRIX SPIKE DUPLICATE: 4637027 4637028

Parameter	Units	92767533001 Result	MS Spike Conc.	MSD Spike Conc.	MS Result	MSD Result	MS % Rec	MSD % Rec	% Rec Limits	RPD	Max RPD	Qual
Alkalinity, Total as CaCO3	mg/L	127	50	50	163	166	72	77	80-120	2	25	M1

MATRIX SPIKE & MATRIX SPIKE DUPLICATE: 4637029 4637030

Parameter	Units	92767533002 Result	MS Spike Conc.	MSD Spike Conc.	MS Result	MSD Result	MS % Rec	MSD % Rec	% Rec Limits	RPD	Max RPD	Qual
Alkalinity, Total as CaCO3	mg/L	127	50	50	164	167	74	80	80-120	2	25	M1

Results presented on this page are in the units indicated by the "Units" column except where an alternate unit is presented to the right of the result.

REPORT OF LABORATORY ANALYSIS

This report shall not be reproduced, except in full,
without the written consent of Pace Analytical Services, LLC.

Pace Analytical Services, LLC
9800 Kincey Ave. Suite 100
Huntersville, NC 28078
(704)875-9092

QUALITY CONTROL DATA

Project: Bowen AP-1 (CA)
Pace Project No.: 92767550

QC Batch: 900997
QC Batch Method: SM 4500-S2D-2011
Analysis Method: SM 4500-S2D-2011
Analysis Description: 4500S2D Sulfide Water
Laboratory: Pace Analytical Services - Asheville
Associated Lab Samples: 92767550001, 92767550002, 92767550003, 92767550004, 92767550005, 92767550006, 92767550007, 92767550008, 92767550009

METHOD BLANK: 4638176 Matrix: Water
Associated Lab Samples: 92767550001, 92767550002, 92767550003, 92767550004, 92767550005, 92767550006, 92767550007, 92767550008, 92767550009

Parameter	Units	Blank Result	Reporting Limit	MDL	Analyzed	Qualifiers
Sulfide	mg/L	ND	0.10	0.022	12/07/24 03:46	

LABORATORY CONTROL SAMPLE: 4638177

Parameter	Units	Spike Conc.	LCS Result	LCS % Rec	% Rec Limits	Qualifiers
Sulfide	mg/L	0.5	0.51	103	80-120	

MATRIX SPIKE & MATRIX SPIKE DUPLICATE: 4638178 4638179

Parameter	Units	92767533001 Result	MS Spike Conc.	MSD Spike Conc.	MS Result	MSD Result	MS % Rec	MSD % Rec	% Rec Limits	RPD	Max RPD	Qual
Sulfide	mg/L	ND	0.5	0.5	0.49	0.50	95	97	80-120	2	10	

MATRIX SPIKE & MATRIX SPIKE DUPLICATE: 4638180 4638181

Parameter	Units	92767550007 Result	MS Spike Conc.	MSD Spike Conc.	MS Result	MSD Result	MS % Rec	MSD % Rec	% Rec Limits	RPD	Max RPD	Qual
Sulfide	mg/L	ND	0.5	0.5	0.44	0.47	86	92	80-120	7	10	

Results presented on this page are in the units indicated by the "Units" column except where an alternate unit is presented to the right of the result.

REPORT OF LABORATORY ANALYSIS

This report shall not be reproduced, except in full,
without the written consent of Pace Analytical Services, LLC.

Pace Analytical Services, LLC
9800 Kincey Ave. Suite 100
Huntersville, NC 28078
(704)875-9092

QUALITY CONTROL DATA

Project: Bowen AP-1 (CA)
Pace Project No.: 92767550

QC Batch: 900635
QC Batch Method: EPA 300.0 Rev 2.1 1993
Analysis Method: EPA 300.0 Rev 2.1 1993
Analysis Description: 300.0 IC Anions
Laboratory: Pace Analytical Services - Asheville
Associated Lab Samples: 92767550001, 92767550002, 92767550003, 92767550004, 92767550005, 92767550006, 92767550007, 92767550008, 92767550009

METHOD BLANK: 4636149 Matrix: Water
Associated Lab Samples: 92767550001, 92767550002, 92767550003, 92767550004, 92767550005, 92767550006, 92767550007, 92767550008, 92767550009

Parameter	Units	Blank Result	Reporting Limit	MDL	Analyzed	Qualifiers
Chloride	mg/L	ND	1.0	0.60	12/05/24 21:55	
Fluoride	mg/L	ND	0.10	0.050	12/05/24 21:55	
Sulfate	mg/L	ND	1.0	0.50	12/05/24 21:55	

LABORATORY CONTROL SAMPLE: 4636150

Parameter	Units	Spike Conc.	LCS Result	LCS % Rec	% Rec Limits	Qualifiers
Chloride	mg/L	50	50.7	101	90-110	
Fluoride	mg/L	2.5	2.6	103	90-110	
Sulfate	mg/L	50	51.7	103	90-110	

MATRIX SPIKE & MATRIX SPIKE DUPLICATE: 4636151 4636152

Parameter	Units	92767533001 Result	MS Spike Conc.	MSD Spike Conc.	MS Result	MSD Result	MS % Rec	MSD % Rec	% Rec Limits	RPD	Max RPD	Qual
Chloride	mg/L	43.8	50	50	95.7	96.4	104	105	90-110	1	10	
Fluoride	mg/L	0.057J	2.5	2.5	2.5	2.5	97	99	90-110	1	10	
Sulfate	mg/L	573	50	50	636	620	126	93	90-110	3	10	M1

MATRIX SPIKE & MATRIX SPIKE DUPLICATE: 4636153 4636154

Parameter	Units	92767550007 Result	MS Spike Conc.	MSD Spike Conc.	MS Result	MSD Result	MS % Rec	MSD % Rec	% Rec Limits	RPD	Max RPD	Qual
Chloride	mg/L	753	50	50	802	792	98	79	90-110	1	10	M1
Fluoride	mg/L	0.25	2.5	2.5	2.8	2.8	101	102	90-110	1	10	
Sulfate	mg/L	535	50	50	588	579	106	88	90-110	2	10	M1

Results presented on this page are in the units indicated by the "Units" column except where an alternate unit is presented to the right of the result.

REPORT OF LABORATORY ANALYSIS

This report shall not be reproduced, except in full,
without the written consent of Pace Analytical Services, LLC.

Pace Analytical Services, LLC
9800 Kincey Ave. Suite 100
Huntersville, NC 28078
(704)875-9092

QUALIFIERS

Project: Bowen AP-1 (CA)
Pace Project No.: 92767550

DEFINITIONS

DF - Dilution Factor, if reported, represents the factor applied to the reported data due to dilution of the sample aliquot.

ND - Not Detected at or above adjusted reporting limit.

TNTC - Too Numerous To Count

J - Estimated concentration above the adjusted method detection limit and below the adjusted reporting limit.

MDL - Adjusted Method Detection Limit.

PQL - Practical Quantitation Limit.

RL - Reporting Limit - The lowest concentration value that meets project requirements for quantitative data with known precision and bias for a specific analyte in a specific matrix.

S - Surrogate

1,2-Diphenylhydrazine decomposes to and cannot be separated from Azobenzene using Method 8270. The result for each analyte is a combined concentration.

Consistent with EPA guidelines, unrounded data are displayed and have been used to calculate % recovery and RPD values.

LCS(D) - Laboratory Control Sample (Duplicate)

MS(D) - Matrix Spike (Duplicate)

DUP - Sample Duplicate

RPD - Relative Percent Difference

NC - Not Calculable.

SG - Silica Gel - Clean-Up

U - Indicates the compound was analyzed for, but not detected.

Acid preservation may not be appropriate for 2 Chloroethylvinyl ether.

A separate vial preserved to a pH of 4-5 is recommended in SW846 Chapter 4 for the analysis of Acrolein and Acrylonitrile by EPA Method 8260.

N-Nitrosodiphenylamine decomposes and cannot be separated from Diphenylamine using Method 8270. The result reported for each analyte is a combined concentration.

Reported results are not rounded until the final step prior to reporting. Therefore, calculated parameters that are typically reported as "Total" may vary slightly from the sum of the reported component parameters.

Pace Analytical is TNI accredited. Contact your Pace PM for the current list of accredited analytes.

TNI - The NELAC Institute.

ANALYTE QUALIFIERS

B	Analyte was detected in the associated method blank.
M1	Matrix spike recovery exceeded QC limits. Batch accepted based on laboratory control sample (LCS) recovery.

This report shall not be reproduced, except in full,
without the written consent of Pace Analytical Services, LLC.

Pace Analytical Services, LLC
9800 Kincey Ave. Suite 100
Huntersville, NC 28078
(704)875-9092

QUALITY CONTROL DATA CROSS REFERENCE TABLE

Project: Bowen AP-1 (CA)
Pace Project No.: 92767550

Lab ID	Sample ID	QC Batch Method	QC Batch	Analytical Method	Analytical Batch
92767550001	**BOW-PT-02**	EPA 3010A	900611	EPA 6010D	900664
92767550002	**BOW-PT-04**	EPA 3010A	900611	EPA 6010D	900664
92767550003	**BOW-INW-01**	EPA 3010A	900611	EPA 6010D	900664
92767550004	**BOW-AP1-FD-01**	EPA 3010A	900611	EPA 6010D	900664
92767550005	**BOW-PT-05**	EPA 3010A	900611	EPA 6010D	900664
92767550006	**BOW-PT-06**	EPA 3010A	900611	EPA 6010D	900664
92767550007	**BOW-BGWC-22**	EPA 3010A	900611	EPA 6010D	900664
92767550008	**BOW-AP1-FB-01**	EPA 3010A	900611	EPA 6010D	900664
92767550009	**BOW-AP1-EB-01**	EPA 3010A	900611	EPA 6010D	900664
92767550001	**BOW-PT-02**	EPA 3005A	900612	EPA 6020B	900672
92767550002	**BOW-PT-04**	EPA 3005A	900612	EPA 6020B	900672
92767550003	**BOW-INW-01**	EPA 3005A	900612	EPA 6020B	900672
92767550004	**BOW-AP1-FD-01**	EPA 3005A	900612	EPA 6020B	900672
92767550005	**BOW-PT-05**	EPA 3005A	900612	EPA 6020B	900672
92767550006	**BOW-PT-06**	EPA 3005A	900612	EPA 6020B	900672
92767550007	**BOW-BGWC-22**	EPA 3005A	900612	EPA 6020B	900672
92767550008	**BOW-AP1-FB-01**	EPA 3005A	900612	EPA 6020B	900672
92767550009	**BOW-AP1-EB-01**	EPA 3005A	900612	EPA 6020B	900672
92767550001	**BOW-PT-02**	EPA 7470A	900849	EPA 7470A	901229
92767550002	**BOW-PT-04**	EPA 7470A	900849	EPA 7470A	901229
92767550003	**BOW-INW-01**	EPA 7470A	900849	EPA 7470A	901229
92767550004	**BOW-AP1-FD-01**	EPA 7470A	900849	EPA 7470A	901229
92767550005	**BOW-PT-05**	EPA 7470A	900849	EPA 7470A	901229
92767550006	**BOW-PT-06**	EPA 7470A	900849	EPA 7470A	901229
92767550007	**BOW-BGWC-22**	EPA 7470A	900849	EPA 7470A	901229
92767550008	**BOW-AP1-FB-01**	EPA 7470A	900849	EPA 7470A	901229
92767550009	**BOW-AP1-EB-01**	EPA 7470A	900849	EPA 7470A	901229
92767550001	**BOW-PT-02**	SM 2540C-2015	901410		
92767550002	**BOW-PT-04**	SM 2540C-2015	900794		
92767550003	**BOW-INW-01**	SM 2540C-2015	900794		
92767550004	**BOW-AP1-FD-01**	SM 2540C-2015	900794		
92767550005	**BOW-PT-05**	SM 2540C-2015	900794		
92767550006	**BOW-PT-06**	SM 2540C-2015	900794		
92767550007	**BOW-BGWC-22**	SM 2540C-2015	900794		
92767550008	**BOW-AP1-FB-01**	SM 2540C-2015	900794		
92767550009	**BOW-AP1-EB-01**	SM 2540C-2015	900794		
92767550001	**BOW-PT-02**	SM 2320B-2011	900847		
92767550002	**BOW-PT-04**	SM 2320B-2011	900847		
92767550003	**BOW-INW-01**	SM 2320B-2011	900847		
92767550004	**BOW-AP1-FD-01**	SM 2320B-2011	900847		
92767550005	**BOW-PT-05**	SM 2320B-2011	900847		
92767550006	**BOW-PT-06**	SM 2320B-2011	900847		
92767550007	**BOW-BGWC-22**	SM 2320B-2011	900847		
92767550008	**BOW-AP1-FB-01**	SM 2320B-2011	900847		
92767550009	**BOW-AP1-EB-01**	SM 2320B-2011	900847		
92767550001	**BOW-PT-02**	SM 4500-S2D-2011	900997		

This report shall not be reproduced, except in full,
without the written consent of Pace Analytical Services, LLC.

Pace Analytical Services, LLC
9800 Kincey Ave. Suite 100
Huntersville, NC 28078
(704)875-9092

QUALITY CONTROL DATA CROSS REFERENCE TABLE

Project: Bowen AP-1 (CA)
Pace Project No.: 92767550

Lab ID	Sample ID	QC Batch Method	QC Batch	Analytical Method	Analytical Batch
92767550002	**BOW-PT-04**	SM 4500-S2D-2011	900997		
92767550003	**BOW-INW-01**	SM 4500-S2D-2011	900997		
92767550004	**BOW-AP1-FD-01**	SM 4500-S2D-2011	900997		
92767550005	**BOW-PT-05**	SM 4500-S2D-2011	900997		
92767550006	**BOW-PT-06**	SM 4500-S2D-2011	900997		
92767550007	**BOW-BGWC-22**	SM 4500-S2D-2011	900997		
92767550008	**BOW-AP1-FB-01**	SM 4500-S2D-2011	900997		
92767550009	**BOW-AP1-EB-01**	SM 4500-S2D-2011	900997		
92767550001	**BOW-PT-02**	EPA 300.0 Rev 2.1 1993	900635		
92767550002	**BOW-PT-04**	EPA 300.0 Rev 2.1 1993	900635		
92767550003	**BOW-INW-01**	EPA 300.0 Rev 2.1 1993	900635		
92767550004	**BOW-AP1-FD-01**	EPA 300.0 Rev 2.1 1993	900635		
92767550005	**BOW-PT-05**	EPA 300.0 Rev 2.1 1993	900635		
92767550006	**BOW-PT-06**	EPA 300.0 Rev 2.1 1993	900635		
92767550007	**BOW-BGWC-22**	EPA 300.0 Rev 2.1 1993	900635		
92767550008	**BOW-AP1-FB-01**	EPA 300.0 Rev 2.1 1993	900635		
92767550009	**BOW-AP1-EB-01**	EPA 300.0 Rev 2.1 1993	900635		

This report shall not be reproduced, except in full,
without the written consent of Pace Analytical Services, LLC.

Laboratory receiving samples:
Asheville ☐ Eden ☐ Greenwood ☐ Huntersville ☐ Raleigh ☐ Mechanicsville ☐ Atlanta ☐ Kernersville ☐

Sample Condition Upon Receipt

Client Name: GA Power

Project #:

WO# : 92767550

92767550

Courier: ☐ Commercial ☐ Fed Ex ☑ Pace ☐ UPS ☐ USPS ☐ Other:____ ☐ Client

Custody Seal Present? ☐ Yes ☑ No **Seals Intact?** ☐ Yes ☐ No ☑ N/A

Date/Initials Person Examining Contents: 12/5/24 EG

Packing Material: ☐ Bubble Wrap ☐ Bubble Bags ☑ None ☐ Other

Biological Tissue Frozen? ☐ Yes ☐ No ☑ N/A

Thermometer: ☑ IR Gun ID: 230

Type of Ice: ☑ Wet ☐ Blue ☐ None

Cooler Temp: 3.8 **Correction Factor:** Add/Subtract (°C) 0.0

Cooler Temp Corrected (°C): 3.8

Temp should be above freezing to 6°C
☐ Samples out of temp criteria. Samples on ice, cooling process has begun

USDA Regulated Soil (☐ N/A, water sample)
Did samples originate in a quarantine zone within the United States: CA, NY, or SC (check maps)? ☐ Yes ☐ No

Did samples originate from a foreign source (internationally, including Hawaii and Puerto Rico)? ☐ Yes ☐ No

				Comments/Discrepancy:
Chain of Custody Present?	☑ Yes	☐ No	☐ N/A	1.
Samples Arrived within Hold Time?	☑ Yes	☐ No	☐ N/A	2.
Short Hold Time Analysis (<72 hr.)?	☐ Yes	☑ No	☐ N/A	3.
Rush Turn Around Time Requested?	☐ Yes	☑ No	☐ N/A	4.
Sufficient Volume?	☑ Yes	☐ No	☐ N/A	5.
Correct Containers Used?	☑ Yes	☐ No	☐ N/A	6.
-Pace Containers Used?	☑ Yes	☐ No	☐ N/A	
Containers Intact?	☑ Yes	☐ No	☐ N/A	7.
Dissolved analysis: Samples Field Filtered?	☐ Yes	☐ No	☑ N/A	8.
Sample Labels Match COC?	☑ Yes	☐ No	☐ N/A	9.
-Includes Date/Time/ID/Analysis Matrix: W				
Headspace in VOA Vials (>5-6mm)?	☐ Yes	☐ No	☑ N/A	10.
Trip Blank Present?	☐ Yes	☐ No	☑ N/A	11.
Trip Blank Custody Seals Present?	☐ Yes	☐ No	☑ N/A	

COMMENTS/SAMPLE DISCREPANCY

Field Data Required? ☐ Yes ☐ No

Lot ID of split containers:

CLIENT NOTIFICATION/RESOLUTION

Person contacted: _____ Date/Time: _____

Project Manager SCURF Review: _____ **Date:** _____

Project Manager SRF Review: _____ **Date:** _____

WO#: 92767550

Project #

PM: BV Due Date: 12/09/24

CLIENT: 92-GP-BOWLF

*Check mark top half of box if pH and/or dechlorination is verified and within the acceptance range for preservation samples.
Exceptions: VOA, Coliform, TOC, Oil and Grease, DRO/8015 (water) DOC, LLHg
**Bottom half of box is to list number of bottles
***Check all unpreserved Nitrates for chlorine

Laboratory Receiving Location: Asheville ☐ Eden ☐ Greenwood ☐ Huntersville ☐ Raleigh ☐ Mechanicsville ☐ Atlanta ☐ Kernersville ☐

Client_____ Profile/EZ (Circle one)_____ Notes_____

Item#	BP4U-125 mL Plastic Unpreserved (N/A) (Cl-)	BP3U-250 mL Plastic Unpreserved (N/A)	BP2U-500 mL Plastic Unpreserved (N/A)	BP1U-1 liter Plastic Unpreserved (N/A)		BP4S-125 mL Plastic H2SO4 (pH < 2) (Cl-)	BP3N-250 mL plastic HNO3 (pH < 2)	BP4Z-125 mL Plastic ZN Acetate & NaOH (>9)	BP4B-125 mL Plastic NaOH (pH > 12) (Cl-)	WGFU-Wide-mouthed Glass Jar Unpreserved	AG1U-1 liter Amber Unpreserved (N/A) (Cl-)	AG1H-1 liter Amber HCl (pH < 2)	AG3U-250 mL Amber Unpreserved (N/A) (Cl-)	AG1S-1 liter Amber H2SO4 (pH < 2)	AG3S-250 mL Amber H2SO4 (pH < 2)	DG94-40 mL Amber NH4Cl (N/A)(Cl-)	DG9H-40 mL VOA HCl (N/A)	VG9T-40 mL VOA Na2S2O3 (N/A)	VG9U-40 mL VOA Unpreserved (N/A)	DG9V-40 mL VOA H3PO4 (N/A)	KP7U-50 mL Plastic Unpreserved (N/A)	V/GK (3 vials per kit)-VPH/Gas kit (N/A)	SP5T-125 mL Sterile Plastic (N/A – lab)	SP2T-250 mL Sterile Plastic (N/A – lab)		BP3R-250 mL Plastic (NH2)2SO4 (9.3-9.7)	AG0U-100 mL Amber Unpreserved (N/A) (Cl-)	VSGU-20 mL Scintillation vials (N/A)	DG8U-40 mL Amber Unpreserved vials (N/A)
CC																														
1		2	1				1	1																						
2		2	1				1	1																						
3		2	1				1	1																						
4		2	1				1	1																						
5		2	1				1	1																						
6		2	1				1	1																						
7		2	1				1	1																						
8		2	1				1	1																						
9		2	1				1	1																						
10																														
11																														
12																														

pH Adjustment Log for Preserved Samples

Sample ID	Type of Preservative	pH upon receipt	Date preservation adjusted	Time preservation adjusted	Amount of Preservative added	Lot #

Note: Whenever there is a discrepancy affecting North Carolina compliance samples, a copy of this form will be sent to the North Carolina DENR Certification Office (i.e. Out of hold, incorrect preservative, out of temp, incorrect containers.

Pace® Location Requested (City/State):

Pace Analytical Charlotte
9800 Kincey Ave. Suite 100, Huntersville, NC 28078

CHAIN-OF-CUSTODY Analytical Request Document

Chain-of-Custody is a LEGAL DOCUMENT - Complete all relevant fields

LAB USE ONLY- Affix Workorder/Login Label Here

Scan QR Code for instructions

Company Name: Georgia Power - Bowen	Contact/Report To: Kristen Jurinko, Mintao Lu, Marty Crook
Street Address: 241 Ralph McGill Blvd NE, Atlanta, GA 30308	Phone #: (470) 217-0008
	E-Mail: knjurink@southernco.com
	Cc E-Mail: Laura Midkiff, Ben Hodges, Mike Smilley, Noelia Gangi
Customer Project #:	Invoice to: Account Payable
Project Name: Bowen AP-1	Invoice E-mail: georgiapowerinvoices@southernco.com
Site Collection Info/Facility ID (as applicable):	Purchase Order # (if applicable): GPC82474-0007
	Quote #:
Time Zone Collected: [ ] AK [ ] PT [ ] MT [ ] CT [X] ET	County / State origin of sample(s): Georgia
Data Deliverables: [ ] Level II [ ] Level III [ ] Level IV [ ] EQUIS [ ] Other	Regulatory Program (DW, RCRA, etc.) as applicable: Reportable [ ] Yes [ ] No
	Rush (Pre-approval required): [ ] Same Day [ ] 1 Day [ ] 2 Day [ ] 3 Day Other ____ Date Results Requested:
	DW PWSID # or WW Permit # as applicable: Field Filtered (if applicable): [ ] Yes [ ] No Analysis:

Specify Container Size **: 2 | 3 | 3 | 4 | 3

Identify Container Preservative Type***: 1 | 1 | 2 | 5+6 | 1

Analysis Requested

**Container Size: (1) 1L, (2) 500mL, (3) 250mL, (4) 125mL, (5) 100mL, (6) 40mL vial, (7) EnCore, (8) TerraCore, (9) 90mL, (10) Other

*** Preservative Types: (1) None, (2) HNO3, (3) H2SO4, (4) HCl, (5) NaOH, (6) Zn Acetate, (7) NaHSO4, (8) Sod. Thiosulfate, (9) Ascorbic Acid, (10) MeOH, (11) Other

Lab Use Only: Proj. Mgr: Bonnie Vang; AcctNum / Client ID:; Table #:; Profile / Template: 16507; Prelog / Bottle Ord. ID: EZ 3174933

Preservation confirmed/verified for sample.

* Matrix Codes (Insert in Matrix box below): Drinking Water (DW), Ground Water (GW), Wastewater (WW), Product (P), Soil/Solid (SS), Oil (OL), Wipe (WP), Tissue (TS), Bioassay (B), Vapor (V), Surface Water (SW), Sediment (SED), Sludge (SL), Chalk (CK), Leachate (LL), Biosolid (BS), Other (OT)

Customer Sample ID	Matrix *	Comp / Grab	Composite Start Date	Composite Start Time	Collected or Composite End Date	Collected or Composite End Time	# Cont.	Residual Chlorine Result	Residual Chlorine Units	2540C Total Dissolved Solids	300.0-F-,SO4 2-, Cl-	Appendix III, IV, Additional Metals	4500S2D Sulfide	2320B Total Alkalinity, Bicarbonate Alkalinity	Sample Comment
BOW-PT-02	WG	G			12/3/24	1129	5			X	X	X	X	X	001
~~BOW-PT-03~~ JS 12/5/24	~~WG~~	~~G~~					5			X	X	X	X	X	
BOW-PT-04	WG	G			12/3/24	1333	5			X	X	X	X	X	002
BOW-PT-05	WG	G					5			X	X	X	X	X	
BOW-PT-06	WG	G					5			X	X	X	X	X	
BOW-INW-01	WG	G			12/3/24	1118	5			X	X	X	X	X	003
BOW-BGWC-22	WG	G					5			X	X	X	X	X	
BOW-AP1-FD-01	WG	G			12/3/24	—	5			X	X	X	X	X	004
BOW-AP1-FB-01	WQ	G					5			X	X	X	X	X	
BOW-AP1-EB-01	WQ	G					5			X	X	X	X	X	

Additional Instructions from Pace®:
Task Code: ~~BOW-CCR-AGGMT-2024G2~~ BOW-CCR-CA-20241202
App. III: Boron, Calcium, Chloride, Fluoride, Sulfate, TDS
App. IV: Antimony, Arsenic, Barium, Beryllium, Cadmium, Chromium, Cobalt, Fluoride, Lead, Lithium, Mercury, Molybdenum, Selenium, Thallium.
Additional Metals: Iron, Magnesium, Manganese, Potassium, Sodium

Collected By: William Laaker, Jay Siewert, Natalie Piparo, Sawyer Kovacs
Printed Name
Signature
Resolute Environmental

Customer Remarks / Special Conditions / Possible Hazards:

Coolers: | Thermometer ID: | Correction Factor (°C): | Obs. Temp. (°C): | Corrected Temp. (°C): | [ ] On Ice

	Date/Time	Received by/Company: (Signature)	Date/Time	Tracking Number:
Relinquished by/Company: (Signature) Resolute Environmental	12/5/24 0843	Received by/Company: (Signature) Pace	12/5/24 0843	
Relinquished by/Company: (Signature) Pace	12/5/24 1135	Received by/Company: (Signature)	12/5/24 1733	Delivered by: [ ] In-Person [ ] Courier [ ] FedEx [ ] UPS [ ] Other
Relinquished by/Company: (Signature)	Date/Time:	Received by/Company: (Signature)	Date/Time:	
Relinquished by/Company: (Signature)	Date/Time:	Received by/Company: (Signature)	Date/Time:	Page: 1 of 1

Submitting a sample via this chain of custody constitutes acknowledgment and acceptance of the Pace® Terms and Conditions found at https://www.pacelabs.com/resource-library/resource/pace-terms-and-conditions/

Pace® Location Requested (City/State):

Pace Analytical Charlotte
9800 Kincey Ave, Suite 100, Huntersville, NC 28078

CHAIN-OF-CUSTODY Analytical Request Document

Chain-of-Custody is a LEGAL DOCUMENT - Complete all relevant fields

LAB USE ONLY- Affix Workorder/Login Label Here

Scan QR Code for instructions

Company Name: Georgia Power - Bowen	Contact/Report To: Kristen Jurinko, Mintao Lu, Marty Crook
Street Address: 241 Ralph McGill Blvd NE, Atlanta, GA 30308	Phone #: (470) 217-0008
	E-Mail: knjurink@southernco.com
	Cc E-Mail: Laura Midkiff, Ben Hodges, Mike Smilley, Noelia Gangi
Customer Project #:	Invoice to: Account Payable
Project Name: Bowen AP-1	Invoice E-mail: georgiapowerinvoices@southernco.com
Site Collection Info/Facility ID (as applicable):	Purchase Order # (if applicable): GPC82474-0007
	Quote #:
Time Zone Collected: [ ] AK [ ] PT [ ] MT [ ] CT [X] ET	County / State origin of sample(s): Georgia
Data Deliverables: [ ] Level II [ ] Level III [ ] Level IV [ ] EQUIS [ ] Other	Regulatory Program (DW, RCRA, etc.) as applicable: Reportable [ ] Yes [ ] No
	Rush (Pre-approval required): [ ] Same Day [ ] 1 Day [ ] 2 Day [ ] 3 Day Other _____ Date Results Requested:
	DW PWSID # or WW Permit # as applicable: Field Filtered (if applicable): [ ] Yes [ ] No Analysis:

Specify Container Size **: 2 | 3 | 3 | 4 | 3

Identify Container Preservative Type***: 1 | 1 | 2 | 5+6 | 1

Analysis Requested

** Container Size: (1) 1L, (2) 500mL, (3) 250mL, (4) 125mL, (5) 100mL, (6) 40mL vial, (7) EnCore, (8) TerraCore, (9) 90mL, (10) Other

*** Preservative Types: (1) None, (2) HNO3, (3) H2SO4, (4) HCl, (5) NaOH, (6) Zn Acetate, (7) NaHSO4, (8) Sod Thiosulfate, (9) Ascorbic Acid, (10) MeOH, (11) Other

Lab Use Only — Proj. Mgr: Bonnie Vang; AcctNum / Client ID:; Table #:; Profile / Template: 16507; Prelog / Bottle Ord. ID: EZ 3174933

Preservation non-conformance identified for sample.

* Matrix Codes (Insert in Matrix box below): Drinking Water (DW), Ground Water (GW), Wastewater (WW), Product (P), Soil/Solid (SS), Oil (OL), Wipe (WP), Tissue (TS), Bioassay (B), Vapor (V), Surface Water (SW), Sediment (SED), Sludge (SL), Caulk (CK), Leachate (LL), Biosolid (BS), Other (OT)

Customer Sample ID	Matrix *	Comp / Grab	Composite Start Date	Composite Start Time	Collected or Composite End Date	Collected or Composite End Time	# Cont.	Residual Chlorine Result	Residual Chlorine Units	2540C Total Dissolved Solids	300.0-F-,SO4 2-, Cl-	Appendix III, IV, Additional Metals	4500S2D Sulfide	2320B Total Alkalinity, Bicarbonate Alkalinity	Sample Comment
BOW-PT-02	WG	G					5			X	X	X	X	X	
~~BOW-PT-03~~ IS 12/5/24	~~WG~~	~~G~~	~~12/4/24~~	~~1114~~ WS 12/5/24	~~12/4/24~~ 35 12/4/24	~~1114~~ 35 12/4/24	~~5~~			X	X	X	X	X	
BOW-PT-04	WG	G			12/4/24	1333 12/5/24	5			X	X	X	X	X	
BOW-PT-05	WG	G			12/4/24	1321	5			X	X	X	X	X	005
BOW-PT-06	WG	G			12/4/24	1444	5			X	X	X	X	X	006
BOW-INV-01	WG	G					5			X	X	X	X	X	
BOW-BGWC-22	WG	G			12/4/24	1127	5			X	X	X	X	X	007
BOW-AP1-FD-01	WG	G					5			X	X	X	X	X	
BOW-AP1-FB-01	WQ	G			12/4/24	1454	5			X	X	X	X	X	008
BOW-AP1-EB-01	WQ	G			12/4/24	1505	5			X	X	X	X	X	009

Additional Instructions from Pace*: Task Code: BOW - CLR - CA - 20241202

App. III: Boron, Calcium, Chloride, Fluoride, Sulfate, TDS
App. IV: Antimony, Arsenic, Barium, Beryllium, Cadmium, Chromium, Cobalt, Fluoride, Lead, Lithium, Mercury, Molybdenum, Selenium, Thallium
Additional Metals: Iron, Magnesium, Manganese, Potassium, Sodium

Collected By: Printed Name: William Laaker, Jay Siewert, Natalie Piparo, Sawyer Kovacs
Signature: [signature] Resolute Environmental

Customer Remarks / Special Conditions / Possible Hazards:

Coolers: Thermometer ID: Correction Factor (°C): Obs. Temp. (°C): Corrected Temp. (°C): [ ] On Ice

Relinquished by/Company: (Signature)	Date/Time:	Received by/Company: (Signature)	Date/Time:	Tracking Number:
[signature] Resolute Environmental	12/5/24 0843	Ryan Williams / Pace	12/5/24 0843	
Ryan Williams / Pace	12/5/24 1135	[signature]	12/5/24 1135	Delivered by: [ ] In-Person [ ] Courier [ ] FedEx [ ] UPS [ ] Other
Relinquished by/Company: (Signature)	Date/Time:	Received by/Company: (Signature)	Date/Time:	
Relinquished by/Company: (Signature)	Date/Time:	Received by/Company: (Signature)	Date/Time:	Page: 1 of 1

Submitting a sample via this chain of custody constitutes acknowledgment and acceptance of the Pace® Terms and Conditions found at https://www.pacelabs.com/resource-library/resource/pace-terms-and-conditions/

Data Validation Report

Geosyntec consultants

180A Market Place Boulevard
Knoxville, TN 37922
PH 865.330.0037
www.geosyntec.com

Memorandum

Date:	21 June 2024
To:	Whitney Law
From:	Ashley Wilson
CC:	K. Henderson
Subject:	**Stage 2A Data Validation - Level II Data Deliverables – Pace Analytical Services, LLC Project Numbers 92711015, 92711021 Revision 1, 92723474, 92723469 and 92732634**

SITE: Plant Bowen Ash Pond

INTRODUCTION

This report summarizes the findings of the Stage 2A data validation of forty-seven aqueous samples, seven field duplicates, five equipment blanks, and seven field blanks collected 30-31 January, 1-2 and 5-8 February, 3 April and 22 May 2024 as part of the Plant Bowen Ash Pond on-site sampling event.

The samples were analyzed at Pace Analytical Services, LLC, Peachtree Corners, Georgia, for the following analytical tests:

- Metals by United States (US) Environmental Protection Agency (EPA) Methods 3010A/6010D
- Metals by US EPA Methods 3005A/6020B
- Mercury by US EPA Method 7470A

The samples were analyzed at Pace Analytical Services, LLC, Asheville, North Carolina, for the following analytical tests:

- Anions (Chloride, Fluoride and Sulfate) by US EPA Method 300.0
- Alkalinity by Standard Method 2320B
- Total Dissolved Solids (TDS) by Standard Method 2540C
- Sulfide by Standard Method 4500-S2D

The samples were analyzed at Pace Analytical Services, LLC, Greensburg, Pennsylvania, for the following analytical tests:

- Radium-226 by US EPA Method 9315
- Radium-228 by US EPA Method 9320
- Total Radium by Calculation

EXECUTIVE SUMMARY

Overall, based on this Stage 2A data validation covering the quality control (QC) parameters listed below and based on the information provided, the data as qualified are usable for supporting project objectives. The qualified data should be used within the limitations of the qualifications.

The data were reviewed based on the pertinent methods referenced in the laboratory report, professional and technical judgment, and the following documents:

- United States (US) EPA Region IV Data Validation Standard Operating Procedures (US EPA Region IV, September 2011);
- USEPA National Functional Guidelines for Inorganic Superfund Methods Data Review, January 2017 (EPA 540-R-2017-001); and
- American National Standard, Verification and Validation of Radiological Data for use in Waste Management and Environmental Remediation, February 15, 2012 (ANSI/ANS-41.5-2012).

The following samples were analyzed and reported in the laboratory reports:

Laboratory IDs (92711015, 92711021, 92723474, 92723469 & 92732634)		**Client IDs**
92711015001	92711021001	BOW-BGWC-24
92711015002	92711021002	BOW-BGWC-36D
92711015003	92711021003	BOW-BGWC-43D
92711015004	92711021004	BOW-AP1-FD-01
92711015005	92711021005	BOW-AP1-FB-01
92711015006	92711021006	BOW-AP1-EB-01
92711015007	92711021007	BOW-BGWA-47D
92711015008	92711021008	BOW-BGWA-48D
92711015009	92711021009	BOW-BGWC-8
92711015010	92711021010	BOW-BGWC-9
92711015011	92711021011	BOW-BGWC-10
92711015012	92711021012	BOW-BGWC-12
92711015013	92711021013	BOW-BGWC-14A
92711015014	92711021014	BOW-BGWC-16
92711015015	92711021015	BOW-BGWC-17
92711015016	92711021016	BOW-BGWA-6
92711015017	92711021017	BOW-BGWC-44D
92711015018	92711021018	BOW-BGWC-50D
92711015019	92711021019	BOW-AP1-FB-02

Laboratory IDs (92711015, 92711021, 92723474, 92723469 & 92732634)		**Client IDs**
92711015020	92711021020	BOW-BGWC-7
92711015021	92711021021	BOW-BGWA-29
92711015022	92711021022	BOW-BGWC-18
92711015023	92711021023	BOW-BGWC-19
92711015024	92711021024	BOW-BGWC-20
92711015025	92711021025	BOW-BGWC-21
92711015026	92711021026	BOW-BGWC-31
92711015027	92711021027	BOW-BGWC-25
92711015028	92711021028	BOW-BGWC-34D
92711015029	92711021029	BOW-BGWC-51
92711015030	92711021030	BOW-BGWC-52
92711015031	92711021031	BOW-AP1-FD-03
92711015032	92711021032	BOW-AP1-FB-03
92711015033	92711021033	BOW-AP1-FD-02
92711015034	92711021034	BOW-BGWA-33
92711015035	92711021035	BOW-BGWA-2
92711015036	92711021036	BOW-BGWC-22
92711015037	92711021037	BOW-BGWC-23
92711015038	92711021038	BOW-BGWC-30

Laboratory IDs (92711015, 92711021, 92723474, 92723469 & 92732634)		Client IDs
92711015039	92711021039	BOW-BGWC-38D
92711015040	92711021040	BOW-BGWC-35D
92711015041	92711021041	BOW-BGWC-37D
92711015042	92711021042	BOW-BGWC-32
92711015043	92711021043	BOW-BGWC-49D
92711015044	92711021044	BOW-BGWC-40
92711015045	92711021045	BOW-BGWC-41D
92711015046	92711021046	BOW-BGWC-42D
92711015047	92711021047	BOW-BGWC-39
92711015048	92711021048	BOW-AP1-FD-04
92711015049	92711021049	BOW-AP1-FB-04
92711015050	92711021050	BOW-AP1-EB-02
Supplemental Sampling		
92723474001		BOW-BGWC-43D
92723474002		BOW-AP1-FD-01

Laboratory IDs (92711015, 92711021, 92723474, 92723469 & 92732634)	Client IDs
92723474003	BOW-AP1-FB-01
92723474004	BOW-AP1-EB-01
92723469001	BOW-PT-02
92723469002	BOW-PT-03
92723469003	BOW-BGWC-22
92723469004	BOW-AP1-FD-01
92723469005	BOW-AP1-FB-01
92723469006	BOW-AP1-EB-01
92732634001	BOW-PT-02
92732634002	BOW-PT-03
92732634003	BOW-BGWC-22
92732634004	BOW-AP1-FD-01
92732634005	BOW-AP1-FB-01
92732634006	BOW-AP1-EB-01

The samples were received within 0-6 degrees Celsius (ºC). No sample preservation issues were noted by the laboratory.

Laboratory report 92711021 was revised on March 21, 2024, to update the sample date for sample BOW-BGWA-33. The revised report was identified as 92711021 Revision 1.

1.0 METALS

The samples were analyzed for metals by US EPA methods 3010A/6010D and 3005A/6020B. (Mercury was evaluated separately in Section 2.0, below).

The areas of data review are listed below. A leading check mark (✓) indicates an area of review in which the data were acceptable. A preceding crossed circle (⊗) signifies areas where issues were raised during the course of the validation review and should be considered to determine any impact on data quality and usability.

✓ Overall Assessment
✓ Holding Time
⊗ Method Blank
✓ Matrix Spike/Matrix Spike Duplicate
✓ Laboratory Control Sample
✓ Field Blank
⊗ Equipment Blank
⊗ Field Duplicate
✓ Sensitivity

1.1 Overall Assessment

The metals data reported in this data set are considered usable for supporting project objectives. The results are considered valid; the analytical completeness defined as the ratio of the number of valid analytical results (valid analytical results include values qualified as estimated) to the total number of analytical results requested on samples submitted for this analysis, for this data set is 100%.

1.2 Holding Time

The holding time for the metals analysis of a preserved water sample is 180 days from sample collection to analysis. The holding times were met for the sample analyses.

1.3 Method Blank

Method blanks were analyzed at the proper frequency for the number and types of samples analyzed (one per batch of 20 samples). The metals were not detected in the method blanks at or above the method detection limits (MDLs), with the following exception.

Antimony (0.00084 mg/L) was detected at an estimated concentration greater than the MDL and less than the reporting limit (RL) in the method blank in batch 830824. Therefore, the estimated antimony concentrations in samples BOW-BGWC-25 and BOW-BGWC-31 were U qualified as not detected at the RL. Since antimony was not detected in the remaining associated samples, no additional qualifications were applied to the data.

Sample ID	Analyte	Laboratory Result (mg/L)	Laboratory Flag	Validation Result (mg/L)	Validation Qualifier*	Reason Code**
BOW-BGWC-25	Antimony	0.00058	J B	0.0030	U	BL1
BOW-BGWC-31	Antimony	0.0023	J B	0.0030	U	BL1

mg/L-milligrams per liter
B- Laboratory flag indicating the analyte was detected in the associated method blank
J - The result is less than the RL, but greater than or equal to the MDL, and the concentration is an approximate value
* Validation qualifiers are defined in Attachment 1 at the end of this report
**Reason codes are defined in Attachment 2 at the end of this report

1.4 Matrix Spike/Matrix Spike Duplicate (MS/MSD)

MS/MSDs were analyzed at the proper frequency for the number and types of samples analyzed (one per batch of 20 samples). Sample set specific MS/MSD pairs were reported, using samples BOW-BGWA-47D, BOW-BGWC-21, BOW-BGWC-23, BOW-BGWC-24, BOW-BGWA-33, BOW-PT-03 (92723469) and BOW-PT-02 (92732634). The recovery and relative percent

difference (RPD) results were within the laboratory specified acceptance criteria, with the following exceptions.

One or both recoveries of calcium and magnesium in the MS/MSD pair using sample BOW-BGWA-47D were high or low and outside of the laboratory specified acceptance criteria. Since the calcium and magnesium concentrations in sample BOW-BGWA-47D were greater than four times the spike concentrations, no qualifications were applied to the data.

The recoveries of calcium in the MS/MSD pair using sample BOW-BGWC-21 were low and outside of the laboratory specified acceptance criteria. Since the calcium concentration in sample BOW-BGWC-21 was greater than four times the spike concentration, no qualifications were applied to the data.

One or both recoveries of calcium, magnesium, potassium and sodium in the MS/MSD pair using sample BOW-BGWC-23 were high or low and outside of the laboratory specified acceptance criteria. Since the calcium, magnesium, potassium and sodium concentrations in sample BOW-BGWC-23 were greater than four times the spike concentrations, no qualifications were applied to the data.

The MSD recovery of boron in the MS/MSD pair using sample BOW-BGWC-24 was low and outside of the laboratory specified acceptance criteria. Since the boron concentration in sample BOW-BGWC-24 was greater than four times the spike concentration, no qualifications were applied to the data.

The MSD recovery of boron in the MS/MSD pair using sample BOW-PT-03 was low and outside of the laboratory specified acceptance criteria. Since the boron concentration in sample BOW-PT-03 was greater than four times the spike concentration, no qualifications were applied to the data.

Batch MS/MSD pairs were also reported for metals by US EPA methods 6010D and 6020B. Since these were batch QC, the results do not affect the samples in this data set and qualifications were not applied to the data.

1.5 Laboratory Control Sample (LCS)

LCSs were analyzed at the proper frequency for the number and types of samples analyzed (one per batch of 20 samples). LCSs were reported with each batch. The recovery results were within the laboratory specified acceptance criteria.

1.6 Field Blank

Seven field blanks BOW-AP1-FB-01 (92711015), BOW-AP1-FB-01 (92723474), BOW-AP1-FB-01 (92723469), BOW-AP1-FB-01 (92732634), BOW-AP1-FB-02, BOW-AP1-FB-03 and

BOW-AP1-FB-04 were collected with the sample set. Metals were not detected in the field blanks at or above the MDLs, with the following exception.

Magnesium was detected in field blank BOW-AP1-FB-04 at an estimated concentration greater than the MDL and less than the RL. Since magnesium was not detected or detected above the RLs in the remaining associated samples, no additional qualifications were applied to the data.

Boron was detected in field blank BOW-AP1-FB-01 (92732634) at an estimated concentration greater than the MDL and less than the RL. Since boron was not detected or detected above the RLs in the remaining associated samples, no additional qualifications were applied to the data.

1.7 Equipment Blank

Five equipment blanks BOW-AP1-EB-01 (92711015), BOW-AP1-EB-01 (92723474), BOW-AP1-EB-01 (92723469), BOW-AP1-EB-01 (92732634) and BOW-AP1-EB-02 were collected with the sample set. Metals were not detected in the equipment blanks at or above the MDLs, with the following exceptions.

Boron was detected in BOW-AP1-EB-01 (92711015) at an estimated concentration greater than the MDL and less than the RL. Therefore, the estimated concentrations of boron in associated samples BOW-BGWA-2, BOW-BGWA-33, BOW-BGWA-47D, BOW-BGWA-48D, BOW-BGWA-6, BOW-BGWC-21, BOW-BGWC-44D and BOW-BGWC-8 were U qualified as not detected above the RL and the concentrations of boron in associated samples BOW-AP1-FD-03, BOW-BGWC-25 and BOW-BGWC-50D were J+ qualified as estimated with high bias, based on professional and technical judgment.

Boron was detected in BOW-AP1-EB-01 (92723469) at an estimated concentration greater than the MDL and less than the RL. Since boron was detected above the RLs in the remaining associated samples, no additional qualifications were applied to the data.

Sample ID	Compound	Laboratory Result (mg/L)	Laboratory Flag	Validation Result (mg/L)	Validation Qualifier	Reason Code
BOW-AP1-FD-03	Boron	0.10	NA	0.10	J+	BEL
BOW-BGWA-2	Boron	0.022	J	0.040	U	BEL
BOW-BGWA-33	Boron	0.016	J	0.040	U	BEL
BOW-BGWA-47D	Boron	0.023	J	0.040	U	BEL
BOW-BGWA-48D	Boron	0.024	J	0.040	U	BEL
BOW-BGWA-6	Boron	0.024	J	0.040	U	BEL
BOW-BGWC-21	Boron	0.039	J	0.040	U	BEL
BOW-BGWC-25	Boron	0.097	NA	0.097	J+	BEL
BOW-BGWC-44D	Boron	0.035	J	0.040	U	BEL

Sample ID	Compound	Laboratory Result (mg/L)	Laboratory Flag	Validation Result (mg/L)	Validation Qualifier	Reason Code
BOW-BGWC-50D	Boron	0.049	NA	0.049	J+	BEL
BOW-BGWC-8	Boron	0.040	J	0.040	U	BEL

mg/L-milligrams per liter
J - The result is less than the RL, but greater than or equal to the MDL, and the concentration is an approximate value
NA-not applicable

1.8 Field Duplicate

Seven field duplicates BOW-AP1-FD-01 (92711015), BOW-AP1-FD-01 (92723474), BOW-AP1-FD-01 (92723469), BOW-AP1-FD-01 (92732634), BOW-AP1-FD-02, BOW-AP1-FD-03 and BOW-AP1-FD-04 were collected with the sample set. Acceptable precision (RPD $\leq$ 20% or difference < RL) was demonstrated between the field duplicates and the original samples BOW-BGWC-36D, BOW-BGWC-43D, BOW-BGWC-22, BOW-PT-03, BOW-BGWC-18, BOW-BGWC-25 and BOW-BGWC-41D, respectively, with the following exceptions.

Antimony was detected at an estimated concentration greater than the MDL and less than the RL in sample BOW-BGWC-36D and not detected in field duplicate BOW-AP1-FD-01, resulting in a noncalculable RPD. Therefore, the estimated antimony concentration in sample BOW-BGWC-36D was J qualified as estimated and the nondetect antimony result in field duplicate BOW-AP1-FD-01 was UJ qualified as estimated less than the MDL.

Iron was detected at an estimated concentration greater than the MDL and less than the RL in field duplicate BOW-AP1-FD-02 and not detected in sample BOW-BGWC-18, resulting in a noncalculable RPD. Therefore, the estimated iron concentration in field duplicate BOW-AP1-FD-02 was J qualified as estimated and the nondetect iron result in sample BOW-BGWC-18 was UJ qualified as estimated less than the MDL.

Antimony was detected at an estimated concentration greater than the MDL and less than the RL in sample BOW-BGWC-25 and not detected in field duplicate BOW-AP1-FD-03, resulting in a noncalculable RPD. Since the antimony concentration in sample BOW-BGWC-25 was previously qualified due to method blank contamination, no additional qualifications were applied to the data based on technical and professional judgment.

Thallium was detected at an estimated concentration greater than the MDL and less than the RL in sample BOW-BGWC-43D and not detected in field duplicate BOW-AP1-FD-01 (92723474), resulting in a noncalculable RPD. Therefore, the estimated thallium concentration in sample BOW-BGWC-43D was J qualified as estimated and the nondetect antimony result in field duplicate BOW-AP1-FD-01 was UJ qualified as estimated less than the MDL.

Sample	Analyte	Laboratory Result (mg/l)	Laboratory Flag	RPD	Validation Result (mg/l)	Validation Qualifier	Reason Code
BOW-AP1-FD-01	Antimony	0.00054	U	NC	0.00054	UJ	RPDF2
BOW-BGWC-36D	Antimony	0.0021	J		0.0021	J	RPDF2
BOW-AP1-FD-02	Iron	0.041	NA	NC	0.041	J	RPDF2
BOW-BGWC-18	Iron	0.025	U		0.025	UJ	RPDF2
BOW-AP1-FD-01	Thallium	1.0	U	NC	1.0	UJ	RPDF2
BOW-BGWC-43D	Thallium	2.1	NA		2.1	J	RPDF2

mg/L-milligrams per liter
J - The result is less than the RL, but greater than or equal to the MDL, and the concentration is an approximate value.
U- The analyte was analyzed for but was not detected at or above the reported sample quantitation limit.
NA- Not Applicable
NC- Not Calculable

1.9 Sensitivity

The samples were reported to the MDLs. Elevated non-detect results were not reported.

2.0 MERCURY

The samples were analyzed for mercury by US EPA method 7470A.

The areas of data review are listed below. A leading check mark (✓) indicates an area of review in which the data were acceptable. A preceding crossed circle (⊗) signifies areas where issues were raised during the course of the validation review and should be considered to determine any impact on data quality and usability.

✓ Overall Assessment
✓ Holding Time
✓ Method Blank
⊗ Matrix Spike/Matrix Spike Duplicate
✓ Laboratory Control Sample
✓ Field Blank
✓ Equipment Blank
✓ Field Duplicate
✓ Sensitivity

2.1 Overall Assessment

The mercury data reported in this data set are considered usable for supporting project objectives. The analytical completeness defined as the ratio of the number of valid analytical results (valid analytical results include values qualified as estimated) to the total number of analytical results requested on samples submitted for this analysis, for this data set is 100%.

2.2 Holding Time

The holding time for the mercury analysis of a water sample is 28 days from sample collection to analysis. The holding times were met for the sample analyses.

2.3 Method Blank

Method blanks were analyzed at the proper frequency for the number and types of samples analyzed (one per batch of 20 samples). Mercury was not detected in the method blanks at or above the MDL.

2.4 Matrix Spike/Matrix Spike Duplicate

MS/MSDs were analyzed at the proper frequency for the number and types of samples analyzed (one per batch of 20 samples). Sample set specific MS/MSD pairs were reported using samples BOW-BGWC-24, BOW-BGWA-29 and BOW-BGWC-38D. The recovery and RPD results were within the laboratory specified acceptance criteria, with the following exception.

The MSD recovery was low and the RPD was high, both outside the laboratory specified acceptance criteria for mercury in the MS/MSD pair using sample BOW-BGWC-24. Therefore, the concentration of mercury in sample BOW-BGWC-24 was J qualified as estimated.

Sample ID	Compound	Laboratory Result (mg/L)	Laboratory Flag	Validation Result (mg/L)	Validation Qualifier	Reason Code
BOW-BGWC-24	Mercury	0.00062	R1,M1	0.00062	J	MS1 |MS2

mg/L-milligrams per liter
R1- RPD value was outside control limits
M1- Laboratory flag indicating the matrix spike recovery exceeded laboratory specified acceptance criteria

2.5 Laboratory Control Sample

LCSs were analyzed at the frequency for the number and types of samples analyzed (one per batch of 20 samples). LCSs were reported for each batch. The recovery results were within the laboratory specified acceptance criteria.

2.6 Field Blank

Four field blanks BOW-AP1-FB-01, BOW-AP1-FB-02, BOW-AP1-FB-03 and BOW-AP1-FB-04 were collected with the sample set. Mercury was not detected in the field blanks at or above the MDL.

2.7 Equipment Blank

Two equipment blanks BOW-AP1-EB-01 and BOW-AP1-EB-02 were collected with the sample set. Mercury was not detected in the equipment blanks at or above the MDL.

2.8 Field Duplicate

Four field duplicates BOW-AP1-FD-01, BOW-AP1-FD-02, BOW-AP1-FD-03 and BOW-AP1-FD-04 were collected with the sample set. Acceptable precision (RPD < 20% or difference < RL) was demonstrated between the field duplicates and the original samples BOW-BGWC-36D, BOW-BGWC-18, BOW-BGWC-25 and BOW-BGWC-41D, respectively.

2.9 Sensitivity

The samples were reported to the MDL. Elevated non-detect results were not reported.

3.0 WET CHEMISTRY

The samples were analyzed for TDS by Standard Method 2540C, alkalinity by Standard Method 2320B, sulfide by Standard Method 4500-S2D and anions (chloride, fluoride, and sulfate) by US EPA method 300.0.

The areas of data review are listed below. A leading check mark (✓) indicates an area of review in which the data were acceptable. A preceding crossed circle (⊗) signifies areas where issues were raised during the course of the validation review and should be considered to determine any impact on data quality and usability.

✓ Overall Assessment
✓ Holding Times
✓ Method Blank
⊗ Matrix Spike/Matrix Spike Duplicate
✓ Laboratory Control Sample
✓ Laboratory Duplicate
✓ Field Blank
✓ Equipment Blank
✓ Field Duplicate
✓ Sensitivity

3.1 Overall Assessment

The wet chemistry data reported in this data set are considered usable for supporting project objectives. The results are considered valid; the analytical completeness defined as the ratio of the number of valid analytical results (valid analytical results include values qualified as estimated) to

the total number of analytical results requested on samples submitted for this analysis, for this data set is 100%.

3.2 Holding Times

The holding time for the TDS analysis of a water sample is 7 days from sample collection to analysis. The holding time for the anions (chloride, fluoride, and sulfate) analysis of a water sample is 28 days from sample collection to analysis. The holding time for the alkalinity analysis of a water sample is 14 days from sample collection to analysis. The holding times were met for the sample analyses.

3.3 Method Blank

Method blanks were analyzed at the proper frequency for the number and types of samples analyzed (one per batch of 20 samples). The wet chemistry parameters were not detected in the method blanks at or above the MDLs.

3.4 Matrix Spike/Matrix Spike Duplicate

MS/MSDs were analyzed at the proper frequency for the number and types of samples analyzed (one per batch of 20 samples).

Sample set specific MS/MSD pairs were reported for alkalinity using BOW-BGWC-17, BOW-AP1-FB-02, BOW-AP1-FB-03, BOW-AP1-FD-04 and BOW-AP1-FB-04. The recovery and RPD results were within the laboratory specified acceptance criteria.

Sample set specific MS/MSD pairs were reported for sulfide using BOW-AP1-FB-01, BOW-BGWA-47D, BOW-BGWC-8, BOW-AP1-FD-02, BOW-BGWC-25, BOW-BGWC-30 and BOW-AP1-FD-04. The recovery and RPD results were within the laboratory specified acceptance criteria, with the following exceptions.

The recoveries of sulfide in the MS/MSD pair using sample BOW-AP1-FD-04 were low and outside the laboratory specified acceptance criteria. Therefore, the nondetect result for sulfide in sample BOW-AP1-FD-04 was UJ qualified as estimated less than the RL.

Sample set specific MS/MSD pairs were reported for anions using samples BOW-BGWC-36D, BOW-BGWC-16, BOW-BGWC-38D and BOW-AP1-FB-04. The recovery and RPD results were within the laboratory specified acceptance criteria, with the following exceptions.

The recoveries of chloride in the MS/MSD pair using sample BOW-BGWC-36D were low and outside the laboratory specified acceptance criteria. Since the concentration of chloride in sample

BOW-BGWC-36D was greater than four times the spike concentration, no qualifications were applied to the data.

The MSD recovery of fluoride in the MS/MSD pair using sample BOW-BGWC-36D was high and outside the laboratory specified acceptance criteria. Therefore, the estimated fluoride concentration in sample BOW-BGWC-36D was J qualified as estimated.

The recoveries of sulfate in the MS/MSD pair using sample BOW-BGWC-16 were low and outside the laboratory specified acceptance criteria. Since the concentration of sulfate in sample BOW-BGWC-16 was greater than four times the spike concentration, no qualifications were applied to the data.

The recoveries of chloride in the MS/MSD pair using sample BOW-BGWC-38D were low and outside the laboratory specified acceptance criteria. Since the concentration of chloride in sample BOW-BGWC-38D was greater than four times the spike concentration, no qualifications were applied to the data.

Batch MS/MSD pairs were also reported for alkalinity and the anions. Since these were batch QC there was no impact on the data and qualifications were not applied.

Sample ID	Compound	Laboratory Result (mg/L)	Laboratory Flag	Validation Result (mg/L)	Validation Qualifier	Reason Code
BOW-AP1-FD-04	Sulfide	0.022	U,M1	0.022	UJ	MS1
BOW-BGWC-36D	Fluoride	0.096	J,M1	0.096	J	MS1

mg/L-milligrams per liter
J - The result is less than the RL, but greater than or equal to the MDL, and the concentration is an approximate value.
U- The analyte was analyzed for but was not detected at or above the reported sample quantitation limit.
M1- Laboratory flag indicating the matrix spike recovery exceeded laboratory specified acceptance criteria.

3.5 Laboratory Control Sample

LCSs were analyzed at the proper frequency for the number and types of samples analyzed (one per batch of 20 samples). The recovery results were within the laboratory specified acceptance criteria.

3.6 Laboratory Duplicate

Sample set specific laboratory duplicates were reported using samples BOW-BGWC-17, BOW-BGWC-20, BOW-BGWC-30, BOW-BGWC-40 and BOW-BGWC-23. The RPD results were within the laboratory specified acceptance criteria.

3.7 Field Blank

Four field blanks BOW-AP1-FB-01, BOW-AP1-FB-02, BOW-AP1-FB-03 and BOW-AP1-FB-04 were collected with the sample set. The wet chemistry parameters were not detected in the field blanks at or above the MDLs.

3.8 Equipment Blank

Two equipment blanks BOW-AP1-EB-01 and BOW-AP1-EB-02 were collected with the sample set. The wet chemistry parameters were not detected in the equipment blanks at or above the MDLs.

3.9 Field Duplicate

Four field duplicates BOW-AP1-FD-01, BOW-AP1-FD-02, BOW-AP1-FD-03 and BOW-AP1-FD-04 were collected with the sample set. Acceptable precision (RPD < 20% or difference < RL) was demonstrated between the field duplicates and the original samples BOW-BGWC-36D, BOW-BGWC-18, BOW-BGWC-25 and BOW-BGWC-41D, respectively.

3.10 Sensitivity

The samples were reported to the MDLs for anions and to the RLs for alkalinity and TDS. Elevated non-detect results were not reported.

4.0 RADIOCHEMISTRY

The samples were analyzed for radium-226 by US EPA method 9315, radium-228 by US EPA method 9320 and total radium by calculation.

The areas of data review are listed below. A leading check mark (✓) indicates an area of review in which the data were acceptable. A preceding crossed circle (⊗) signifies areas where issues were raised during the course of the validation review and should be considered to determine any impact on data quality and usability.

⊗ Overall Assessment
✓ Holding Times
⊗ Method Blank
✓ Matrix Spike/Matrix Spike Duplicate
✓ Laboratory Control Sample
✓ Laboratory Duplicate
✓ Tracers and Carriers
✓ Field Blank
✓ Equipment Blank

✓ Field Duplicate
✓ Sensitivity

4.1 Overall Assessment

The radium-226 and radium-228 data reported in this data set are considered usable for supporting project objectives. The results are considered valid; the analytical completeness defined as the ratio of the number of valid analytical results (valid analytical results include values qualified as estimated) to the total number of analytical results requested on samples submitted for this analysis, for this data set is 100%.

4.1.1 Analysis Anomaly

Total radium was reported at the minimum detectable concentration (MDC) for radium-226 and radium-228. Radium-228 was detected greater than the MDC in samples BOW-AP1-FB-02 and BOW-BGWC-23. Since total radium is calculated from radium-226 and radium-228, and radium-228 was greater than the MDC, and based on professional and technical judgment, the total radium concentrations for this sample was reported with no qualifications.

Total radium was reported at the MDC for radium-226 and radium-228. Radium-226 was detected greater than the MDC in samples BOW-AP1-FB-02, BOW-BGWC-10, BOW-BGWC-20, BOW-BGWC-23, BOW-BGWC-32, BOW-BGWC-42D and BOW-BGWC-50D. Since total radium is calculated from radium-226 and radium-228, and radium-226 was greater than the MDC, and based on professional and technical judgment, the total radium concentrations for this sample was reported with no qualifications.

Sample ID	Compound	Laboratory Result (pCi/L)	Laboratory Flag	Validation Result (pCi/L)	Validation Qualifier	Reason Code
BOW-AP1-FB-02	Combined Radium 226 + 228	0.896	U	0.896	NA	RO1
BOW-BGWC-10	Combined Radium 226 + 228	1.03	U	1.03	NA	RO1
BOW-BGWC-20	Combined Radium 226 + 228	0.956	U	0.956	NA	RO1
BOW-BGWC-23	Combined Radium 226 + 228	1.27	U	1.27	NA	RO1
BOW-BGWC-32	Combined Radium 226 + 228	0.939	U	0.939	NA	RO1
BOW-BGWC-42D	Combined Radium 226 + 228	0.440	U	0.440	NA	RO1
BOW-BGWC-50D	Combined Radium 226 + 228	1.01	U	1.01	NA	RO1

pCi/L-picocuries per liter
U-not detected at or above the MDC
NA-not applicable

4.2 Holding Times

The holding times for the radium-226 and radium-228 analyses of a water sample are 180 days from sample collection to analysis. The holding times were met for the sample analyses.

4.3 Method Blank

Method blanks were analyzed at the proper frequency for the number and types of samples analyzed (one per batch of 20 samples). Method blanks were reported for the radium-226 and radium-228 data. Radium-226 and radium-228 were not detected in the method blanks at or above the MDCs, with the following exceptions.

Radium-228 (0.591 pCi/L) in the method blank in batch 647678 was detected at a concentration greater than the MDC. Since the associated samples were nondetect, no qualifications were applied to the data.

Radium-228 (0.898 pCi/L) was detected in the method blank in batch 646984 at a concentration greater than the MDC. Since the mean difference was less than 2 between the blank and sample BOW-BGWA-47D, and the sample concentration was less than ten times the blank concentration, the radium-228 concentrations for sample BOW-BGWA-47D was UJ qualified as estimated less than the reported concentration. Therefore, the combined concentration in sample BOW-BGWA-47D was J qualified as estimated due to there being a detection of radium-226 in the sample.

Sample ID	Compound	Laboratory Result (pCi/L)	Laboratory Flag	Validation Result (pCi/L)	Validation Qualifier	Reason Code
BOW-BGWA-47D	Radium-228	0.886	NA	0.886	UJ	BL2
BOW-BGWA-47D	Combined Radium 226 + 228	1.44	NA	1.44	J	BL2

pCi/L-picocuries per liter
NA-not applicable

4.4 Matrix Spike/Matrix Spike Duplicate

MS/MSD pairs were not reported with data.

4.5 Laboratory Control Sample

LCSs were analyzed at the proper frequency for the number and types of samples analyzed (one per batch of 20 samples). LCS/LCS duplicate (LCSD) pairs were reported for radium-226 and radium-228. The recovery and replicate error ratio (RER) [2 sigma (2σ)] results were within the laboratory specified acceptance criteria.

4.6 Laboratory Duplicate

Two sample set specific laboratory duplicates were reported for radium-226 using samples BOW-BOW-BGWA-6 and BOW-BGWC-40. The RER results were within the laboratory specified acceptance criteria.

Batch laboratory duplicates were also reported for radium-226. Since these were batch QC, the results do not affect the samples in this data set and qualifications were not applied to the data.

4.7 Tracers and Carriers

Carriers were reported for the radium-226 and radium-228 analyses and a tracer was reported for the radium-228 analyses. The recovery results were within the laboratory specified acceptance criteria.

4.8 Field Blank

Four field blanks BOW-AP1-FB-01, BOW-AP1-FB-02, BOW-AP1-FB-03 and BOW-AP1-FB-04 were collected with the sample set and analyzed for radium-226 and radium-228. Radium-226 and radium-228 were not detected in the field blanks at or above the MDCs, with the following exception.

Radium-228 (0.846 pCi/L) was detected in BOW-AP1-FB-02 at a concentration greater than the MDC. Since for the associated samples radium-2228 was either not detect at a concentration greater than the MDC or UJ qualified due to method blank contamination, no additional qualifications were applied to the data.

4.9 Equipment Blank

Two equipment blanks BOW-AP1-EB-01 and BOW-AP1-EB-02 were collected with the sample set and analyzed for radiochemistry. Radium-226 and Radium-228 were not detected in the equipment blanks at or above the MDCs.

4.10 Field Duplicate

Four field duplicates BOW-AP1-FD-01, BOW-AP1-FD-02, BOW-AP1-FD-03 and BOW-AP1-FD-04 were collected with the sample set. Acceptable precision [RER (1σ) < 3] was demonstrated between the field duplicates and the original samples BOW-BGWC-36D, BOW-BGWC-18, BOW-BGWC-25 and BOW-BGWC-41D, respectively.

4.11 Sensitivity

The samples were reported to the MDCs. No elevated non-detect results were reported.

---

* * * * *

ATTACHMENT 1
DATA VALIDATION QUALIFIER DEFINITIONS AND INTERPRETATION KEY
Assigned by Geosyntec's Data Validation Team

DATA QUALIFIER DEFINITIONS

U The analyte was analyzed for, but was not detected at or above the reported sample quantitation limit. Upon application of the U qualifier to a reported result, the definition changes to "not detected at or above the reported result".

J The analyte was positively identified; the associated numerical value is the approximate concentration of the analyte in the sample.

J+ The analyte was positively identified; however, the associated numerical value is likely to be higher than the concentration of the analyte in the sample due to positive bias of associated QC or calibration data or attributable to matrix interference.

J- The analyte was positively identified; however, the associated numerical value is likely to be lower than the concentration of the analyte in the sample due to negative bias of associated QC or calibration data or attributable to matrix interference.

UJ The analyte was not detected at or above the reported sample quantitation limit. However, the reported quantitation limit is approximate and may or may not represent the actual limit of quantitation necessary to accurately and precisely measure the analyte in the sample.

R The sample results are rejected due to serious deficiencies in the ability to analyze the sample and meet quality control criteria. The presence or absence of the analyte cannot be verified.

ATTACHMENT 2
DATA VALIDATION REASON CODES
Assigned by Geosyntec's Data Validation Team

DQM Reason Code	Description
AB1	> Samples in batch
AB2	QC sample missing
AB3	Batch analysis time exceeded
BAH	Contamination detected in the Ambient Blank greater than or equal to the Quantitation Limit.
BAL	Contamination detected in the Ambient Blank less than the Quantitation Limit.
BC	Calibration blank contamination
BC1	assoc. result < RL
BC2	assoc. result > RL < mult.
BC3	assoc. result > RL > mult.
BEH	Contamination detected in the Equipment Blank greater than or equal to the Quantitation Limit.
BEL	Contamination detected in the Equipment Blank less than the Quantitation Limit.
BF	Field blank contamination
BF1	assoc. result < RL
BF2	assoc. result > RL < mult.
BF3	assoc. result > RL > mult.
BFH	Contamination detected in the Field Blank greater than or equal to the Quantitation Limit.
BFL	Contamination detected in the Field Blank less than the Quantitation Limit.
BL	Laboratory blank contamination
BL1	assoc. result < RL
BL2	assoc. result > RL < mult.
BL3	assoc. result > RL > mult.
BLH	Contamination detected in the Lab Blank greater than or equal to the Quantitation Limit.
BLL	Contamination detected in the Lab Blank less than the Quantitation Limit.
BT	Trip blank contamination
BT1	assoc. result < RL
BT2	assoc. result > RL < mult.
BT3	assoc. result > RL > mult.
BTH	Contamination detected in the Trip Blank greater than or equal to the Quantitation Limit.
BTL	Contamination detected in the Trip Blank less than the Quantitation Limit.
CA1	Column difference
CC1	CCV %D
CC2	CCV %R
CC3	CCV RRF
CI1	IC RSD
CI2	IC RRF
CR1	Calibration range
CV1	ICV or CCV %D
CV2	ICV or CCV %R

DQM Reason Code	Description
CV3	ICV CCV RRF
DF1	Dilution Factor > 1
DL	Dilution Factor > 1
DVT1	The Dissolved Result > Total Result and the absolute difference > the AD_MULTIPLIER_CL * Detection Limit
DVT2	The Dissolved Result > Total Result and the absolute difference > AD_MULTIPLIER_UCO * Detection Limit
DVT3	The Dissolved Result > Total Result and the relative percent difference (RPD) > RPD_CL
DVT4	The Dissolved Result > Total Result and the relative percent difference (RPD) > RPD_UCO
ER1	MDL=<RESULT<RL (INORGANIC)
ER2	MDL=<RESULT<RL (ORGANIC)
FBC1	BLANK CONTAMINATION
FBC2	RESULT < BLANK * MULTIPLIER
FBC3	RESULT > BLANK * MULTIPLIER
FD1	Field duplicate RPD
FD2	Field duplicate abs. diff.
GHT1	GROSS_QUALIFIER_HIT
GHT2	GROSS_QUALIFIER_NON_DETECT
HP1	Hydrocarbon pattern
HT1	Holding time samp. to preservation
HT2	Holding time samp. to analysis
HT3	Holding time gros. samp. to pres.
HT4	Holding time gros. samp. to analysis
IS1	Internal standard
LBC1	BLANK CONTAMINATION
LBC2	RESULT < BLANK * MULTIPLIER
LBC3	RESULT > BLANK * MULTIPLIER
LD1	Lab duplicate RPD
LD2	Lab duplicate abs. diff.
LS1	LS %R
LS2	LS RPD
MS1	MS %R
MS2	MS RPD
MS3	Parent >4x spike
MS4	Spike diluted out
NP1	Non-Preferred Result
NR1	NUMERIC RESULTS

DQM Reason Code	Description
OT1	Other quality issue
PS1	BETWEEN CONTROL AND WARNING LIMITS
PS2	INVALID
PS3	LESS THAN LOWER CONTROL LIMIT
PS4	LESS THAN LOWER WARNING LIMIT
PT1	The preservative for this test id does not match the required preservative in RT_HOLDING_TIME.
RDL1	EXCEEDS REQUIRED DETECTION LIMIT
RL1	ND > project limit
RO1	Other rad. issue
RPD1	LCS/LCSD
RPD2	LCS/LCSD_NON_DETECT
RPD3	MS/MSD
RPD4	MS/MSD_NON_DETECT
RPD5	Orig/Dup
RPD6	Orig/Dup_NON_DETECT
RPDF1	FIELD DUPLICATE
RPDF2	FIELD DUPLICATE NON_DETECT
RQ1	Rad. quantitation issue
RR1	Repeated result same method
RR2	Repeated result diff. method
RSD1	RSD exceeds CL for LCS sample
RSD2	RSD exceeds CL for MS sample
RSD3	RSD exceeds CL for Lab sample
RSD4	RSD exceeds CL for Field sample
RY1	Tracer or carrier
SD1	Serial dilution
SO1	High moisture
SO2	Wet weight
SP1	Preservation, temp
SP2	Preservation, pH
SP3	Preservation, headspace
SPR1	BLANK SPIKE > UCL
SPR10	EarthSoft.DQM.SpikeRecovery2
SPR11	EarthSoft.DQM.SpikeRecovery2
SPR12	EarthSoft.DQM.SpikeRecovery2
SPR2	INORGANIC SPIKE > UCL
SPR3	ORGANIC SPIKE > UCL
SPR4	LCL > BLANK > LOW_CUTOFF

DQM Reason Code	Description
SPR5	LCL > INORG > LOW_CUTOFF
SPR6	LCL > ORG > LOW_CUTOFF
SPR7	BLANK SPIKE < LOW_CUTOFF
SPR8	INORGANIC SPIKE < LOW_CUTOFF
SPR9	ORGANIC SPIKE < LOW_CUTOFF
SU	Surrogate outlier
SU1	Surrogate
SU2	Surrogate diluted out
SURR1	ASSO. DETECTS OF LCL > REC > LOW_CUTOFF
SURR10	EarthSoft.DQM.SurrogateRecovery
SURR11	EarthSoft.DQM.SurrogateRecovery
SURR12	EarthSoft.DQM.SurrogateRecovery
SURR2	ASSO. DETECTS OF REC < LOW_CUTOFF
SURR3	ASSO. DETECTS OF REC > UCL
SURR4	ASSO. NDS OF LCL > REC > LOW_CUTOFF
SURR5	ASSO. NDS OF REC < LOW_CUTOFF
SURR6	ASSO. NDS OF REC > UCL
SURR7	LCL > REC > LOW_CUTOFF
SURR8	REC < LOW_CUTOFF
SURR9	REC > UCL
TBC1	BLANK CONTAMINATION
TBC2	RESULT < BLANK * MULTIPLIER
TBC3	RESULT > BLANK * MULTIPLIER
TR	Trace Detection
TR1	Trace detection
TRA1	Tracer is outside of UCL or LCL
TRA2	Associated result of a tracer less than the LCL
TRA3	Associated detect result of a tracer greater than the UCL
VC1	Canister vacuum
VC2	Canister contamination
VSU1	INVALID SAMPLE UNIT TYPE
VSU2	MISSING SAMPLE UNIT TYPE
VSU3	NON-DEFAULT RESULT UNIT

AD-Absolute Difference
CCV-Continuous Calibration Verification
CL-Control Limit
%D-Percent Difference
IC-Initial Calibration
ICV-Initial Calibration Verification
INORG-Inorganic
LCL-Lower Control Limit
LCS-Laboratory Control Spike
LCSD-Laboratory Control Spike Duplicate
LS-Laboratory Spike
MDL-Method Detection Limit
MS-Matrix Spike
MSD-Matrix Spike Duplicate
ND-Not Detected
ORG-Organic
QC-Quality Control
%R-Percent Recovery
REC-Recovery
RL-Reporting Limit
RPD-Relative Percent Difference
RRF-Relative Response Factor
RSD-Relative Standard Deviation
UCL-Upper Control Limit
UCO-Upper Cut Off

Geosyntec consultants

180A Market Place Boulevard
Knoxville, TN 37922
PH 865.330.0037
www.geosyntec.com

Memorandum

Date: 11 November 2024

To: Mintao Lu

From: Ashley Wilson

CC: K. Henderson

Subject: Stage 2A Data Validation - Level II Data Deliverables – Pace Analytical Services, LLC Project Numbers 92748202, 92748210, 92741037, 92749474 and 92749477

SITE: Plant Bowen Ash Pond 1

INTRODUCTION

This report summarizes the findings of the Stage 2A data validation of forty-seven aqueous samples, eight field duplicates, eight equipment blanks and eight field blanks collected 9 July 2024 and 15-16 and 19-23 August 2024 as part of the Plant Bowen Ash Pond on-site sampling event.

The samples were analyzed at Pace Analytical Services, LLC, Peachtree Corners, Georgia, for the following analytical tests:

- Calcium by United States (US) Environmental Protection Agency (EPA) Methods 3010A/6010D
- Metals by US EPA Methods 3005A/6020B
- Mercury by US EPA Method 7470A

The samples were analyzed at Pace Analytical Services, LLC, Asheville, North Carolina, for the following analytical tests:

- Anions (Chloride, Fluoride and Sulfate) by US EPA Method 300.0
- Total Dissolved Solids (TDS) by Standard Method 2540C

The samples were analyzed at Pace Analytical Services, LLC, Greensburg, Pennsylvania, for the following analytical tests:

- Radium-226 by US EPA Method 9315
- Radium-228 by US EPA Method 9320
- Total Radium by Calculation

EXECUTIVE SUMMARY

Overall, based on this Stage 2A data validation covering the quality control (QC) parameters listed below and based on the information provided, the data as qualified are usable for supporting project objectives. The qualified data should be used within the limitations of the qualifications. If there are results with two or more different qualifications due to multiple QC failures, the final qualification is reconciled in the electronic data deliverable (EDD) with qualifications.

The data were reviewed based on the pertinent methods referenced in the laboratory report, professional and technical judgment, and the following documents:

- United States (US) EPA Region IV Data Validation Standard Operating Procedures (US EPA Region IV, September 2011);
- USEPA National Functional Guidelines for Inorganic Superfund Methods Data Review, November 2020 (EPA 542-R-20-006); and
- American National Standard, Verification and Validation of Radiological Data for use in Waste Management and Environmental Remediation, February 15, 2012 (ANSI/ANS-41.5-2012).

The following samples were analyzed and reported in the laboratory reports:

Laboratory IDs (92748202, 92748210, 92741037, 92749474 & 92749477)		Client IDs
92748210001	92748202001	BOW-BGWA-47D
92748210002	92748202002	BOW-BGWA-48D
92748210003	92748202003	BOW-BGWA-6
92748210004	92748202004	BOW-BGWC-44D
92748210005	92748202005	BOW-AP1-FD-08
92748210006	92748202006	BOW-AP1-FB-08
92748210007	92748202007	BOW-AP1-EB-08
92748210008	92748202008	BOW-BGWC-7
92748210009	92748202009	BOW-BGWC-8
92748210010	92748202010	BOW-BGWC-14A
92748210011	92748202011	BOW-BGWC-50D
92748210020	92748202012	BOW-BGWC-9
92748210021	92748202013	BOW-BGWC-12
92748210012	92748202014	BOW-BGWC-16
92748210013	92748202015	BOW-BGWC-17
92748210014	92748202016	BOW-BGWC-18
92748210015	92748202017	BOW-BGWC-19
92748210016	92748202018	BOW-BGWC-31
92748210017	92748202019	BOW-AP1-FD-09
92748210018	92748202020	BOW-AP1-FB-09

Laboratory IDs (92748202, 92748210, 92741037, 92749474 & 92749477)		Client IDs
92748210019	92748202021	BOW-AP1-EB-09
92748210022	92748202022	BOW-BGWC-21
92748210023	92748202023	BOW-BGWC-23
92748210024	92748202024	BOW-BGWC-30
92748210025	92748202025	BOW-BGWC-35D
92748210026	92748202026	BOW-BGWC-37D
92748210027	92748202027	BOW-BGWC-38D
92748210028	92748202028	BOW-BGWC-39
92748210029	92748202029	BOW-PZ-7
92748210030	92748202030	BOW-AP1-FD-12
92748210031	92748202031	BOW-AP1-FB-12
92748210032	92748202032	BOW-AP1-EB-12
92748210033	92748202033	BOW-BGWC-10
92748210034	92748202034	BOW-BGWC-20
92748210035	92748202035	BOW-BGWC-25
92748210036	92748202036	BOW-BGWC-34D
92748210037	92748202037	BOW-BGWC-36D
92748210038	92748202038	BOW-BGWC-40
92748210039	92748202039	BOW-BGWC-42D
92748210040	92748202040	BOW-BGWC-51
92748210041	92748202041	BOW-BGWC-52

Laboratory IDs (92748202, 92748210, 92741037, 92749474 & 92749477)		Client IDs
92748210042	92748202042	BOW-AP1-FD-10
92748210043	92748202043	BOW-AP1-FB-10
92748210044	92748202044	BOW-AP1-EB-10
92748210045	92748202045	BOW-BGWA-2
92748210046	92748202046	BOW-BGWA-29
92748210047	92748202047	BOW-BGWC-22
92748210048	92748202048	BOW-BGWC-24
92748210049	92748202049	BOW-BGWC-32
92748210050	92748202050	BOW-BGWC-41D
92748210051	92748202051	BOW-BGWC-43D
92748210052	92748202052	BOW-BGWC-49D
92748210053	92748202053	BOW-AP1-FD-11
92748210054	92748202054	BOW-AP1-FB-11
92748210055	92748202055	BOW-AP1-EB-11
	92748202056	BOW-BGWA-33

Laboratory IDs (92748202, 92748210, 92741037, 92749474 & 92749477)	Client IDs
Supplemental Sampling	
92741037001	BOW-PT-02
92741037002	BOW-PT-03
92741037003	BOW-BGWC-22
92741037004	BOW-AP1-FD-01
92741037005	BOW-AP1-FB-01
92741037006	BOW-AP1-EB-01
92749474001	BOW-PT-02
92749474002	BOW-PT-03
92749474003	BOW-AP1-FD-01
92749474004	BOW-AP1-FB-01
92749474005	BOW-AP1-EB-01
92749477001	BOW-PZ-8
92749477002	BOW-AP1-FD-01
92749477003	BOW-AP1-FB-01
92749477004	BOW-AP1-EB-01

The samples were received within 0-6 degrees Celsius (ºC). No sample preservation issues were noted by the laboratory.

1.0 METALS

The samples were analyzed for metals by US EPA methods 3010A/6010D and 3005A/6020B. (Mercury was evaluated separately in Section 2.0, below).

The areas of data review are listed below. A leading check mark (✓) indicates an area of review in which the data were acceptable. A preceding crossed circle (⊗) signifies areas where issues were raised during the course of the validation review and should be considered to determine any impact on data quality and usability.

✓ Overall Assessment
✓ Holding Time
✓ Method Blank
✓ Matrix Spike/Matrix Spike Duplicate
✓ Laboratory Control Sample
⊗ Field Blank
✓ Equipment Blank
⊗ Field Duplicate
✓ Sensitivity

1.1 Overall Assessment

The metals data reported in this data set are considered usable for supporting project objectives. The results are considered valid; the analytical completeness defined as the ratio of the number of valid analytical results (valid analytical results include values qualified as estimated) to the total number of analytical results requested on samples submitted for this analysis, for this data set is 100%.

1.2 Holding Time

The holding time for the metals analysis of a preserved water sample is 180 days from sample collection to analysis. The holding times were met for the sample analyses.

1.3 Method Blank

Method blanks were analyzed at the proper frequency for the number and types of samples analyzed (one per batch of 20 samples). The metals were not detected in the method blanks at or above the method detection limits (MDLs).

1.4 Matrix Spike/Matrix Spike Duplicate (MS/MSD)

MS/MSDs were analyzed at the proper frequency for the number and types of samples analyzed (one per batch of 20 samples). Sample set specific MS/MSD pairs were reported, using samples BOW-PT-02, BOW-BGWC-17, BOW-BGWC-36D, BOW-BGWA-47D, BOW-BGWC-30, BOW-BGWC-52, BOW-BGWC-21 and BOW-BGWC-35D. The recovery and relative percent difference (RPD) results were within the laboratory specified acceptance criteria, with the following exceptions.

92741037: The recoveries of boron in the MS/MSD pair using sample BOW-PT-02 were low and outside of the laboratory specified acceptance criteria. Since the boron concentration in sample BOW-PT-02 was greater than four times the spike concentrations, no qualifications were applied to the data

92748202: The recoveries of calcium in the MS/MSD pairs using samples BOW-BGWC-17 and BOW-BGWC-36D were high and outside of the laboratory specified acceptance criteria. Since the calcium concentrations in samples BOW-BGWC-17 and BOW-BGWC-36D were greater than four times the spike concentrations, no qualifications were applied to the data.

Batch MS/MSD pairs were also reported for metals by US EPA methods 6010D and 6020B. Since these were batch QC, the results do not affect the samples in this data set and qualifications were not applied to the data.

1.5 Laboratory Control Sample (LCS)

LCSs were analyzed at the proper frequency for the number and types of samples analyzed (one per batch of 20 samples). LCSs were reported with each batch. The recovery results were within the laboratory specified acceptance criteria.

1.6 Field Blank

Eight field blanks BOW-AP1-FB-01 (92741037), BOW-AP1-FB-01 (92749474), BOW-AP1-FB-01 (92749477), BOW-AP1-FB-08, BOW-AP1-FB-09, BOW-AP1-FB-12, BOW-AP1-FB-10 and BOW-AP1-FB-11 were collected with the sample set. Metals were not detected in the field blanks at or above the MDLs, with the following exceptions.

92749477: Boron (0.013 mg/L) was detected in field blank BOW-AP1-FB-01 at an estimated concentration greater than the MDL and less than the reporting limit (RL). Since the concentration in associated samples BOW-AP1-FD-01 and BOW-PZ-8 were greater than ten times the blank contamination, and based on technical and professional judgement, no qualifications were applied to the data.

92748202: Arsenic was detected in field blanks BOW-AP1-FB-12 (0.0041 mg/L) and BOW-AP1-FB-10 (0.00094 mg/L) at estimated concentrations greater than the MDLs and less than the RLs. Therefore, the estimated concentrations of arsenic in the associated samples were U qualified as estimated below the RL, and the concentrations of arsenic greater than the RL and less than ten times the field blank concentrations were J+ qualified as estimated with high bias.

Boron was detected in field blanks BOW-AP1-FB-12 (0.033 mg/L) and BOW-AP1-FB-11 (0.031 mg/L) at estimated concentrations greater than the MDLs and less than the RLs. Therefore, the estimated concentrations of boron in the associated samples were U qualified as estimated below the RL, and the concentrations of boron were J+ qualified as estimated with a high bias.

Sample ID	Compound	Laboratory Result (mg/L)	Laboratory Flag	Validation Result (mg/L)	Validation Qualifier	Reason Code
BOW-AP1-EB-10	Arsenic	0.00091	J	0.00091	U	BC
BOW-AP1-EB-11	Boron	0.027	J	0.040	U	BC
BOW-AP1-EB-12	Boron	0.025	J	0.040	U	BC
BOW-AP1-FD-10	Arsenic	0.0016	J	0.0050	U	BC
BOW-AP1-FD-12	Arsenic	0.0042	J	0.0050	U	BC
BOW-BGWA-2	Boron	0.013	J	0.040	U	BC
BOW-BGWC-10	Arsenic	0.0071	NA	0.0071	J+	BC
BOW-BGWC-20	Arsenic	0.0061	NA	0.0061	J+	BC
BOW-BGWC-20	Arsenic	0.0076	NA	0.0076	J+	BC

Sample ID	Compound	Laboratory Result (mg/L)	Laboratory Flag	Validation Result (mg/L)	Validation Qualifier	Reason Code
BOW-BGWC-21	Boron	0.028	J	0.040	U	BC
BOW-BGWC-23	Arsenic	0.0046	J	0.0050	U	BC
BOW-BGWC-25	Arsenic	0.0045	J	0.0050	U	BC
BOW-BGWC-30	Arsenic	0.0033	J	0.0050	U	BC
BOW-BGWC-35D	Arsenic	0.013	NA	0.013	J+	BC
BOW-BGWC-35D	Arsenic	0.011	NA	0.011	J+	BC
BOW-BGWC-36D	Arsenic	0.0042	J	0.0050	U	BC
BOW-BGWC-37D	Arsenic	0.0090	NA	0.0090	J+	BC
BOW-BGWC-38D	Arsenic	0.0056	NA	0.0056	J+	BC
BOW-BGWC-39	Arsenic	0.0092	NA	0.0092	J+	BC
BOW-BGWC-40	Arsenic	0.0038	J	0.0050	U	BC
BOW-BGWC-42D	Arsenic	0.0059	NA	0.0059	J+	BC
BOW-BGWC-51	Arsenic	0.0033	J	0.0050	U	BC
BOW-PZ-7	Arsenic	0.0058	NA	0.0058	J+	BC

mg/L-milligrams per liter
J - The result is less than the RL, but greater than or equal to the MDL, and the concentration is an approximate value
NA-not applicable
* Validation qualifiers are defined in Attachment 1 at the end of this report
**Reason codes are defined in Attachment 2 at the end of this report

1.7 Equipment Blank

Eight equipment blanks BOW-AP1-FB-01 (92741037), BOW-AP1-EB-01 (92749474), BOW-AP1-EB-01 (92749477), BOW-AP1-EB-08, BOW-AP1-EB-09, BOW-AP1-EB-12, BOW-AP1-EB-10 and BOW-AP1-EB-11 were collected with the sample set. Metals were not detected in the equipment blanks at or above the MDLs, with the following exceptions.

92748202: Arsenic was detected in BOW-AP1-EB-10, and boron was detected in BOW-AP1-EB-11 and BOW-AP1-EB-12, all at estimated concentrations greater than the MDL and less than the RL. Since these arsenic and boron concentrations were previously qualified due to field blank contamination, no additional qualifications were applied to the data.

1.8 Field Duplicate

Eight field duplicates BOW-AP1-FD-01(92741037), BOW-AP1-FD-01 (92749474), BOW-AP1-FD-01 (92749477), BOW-AP1-FD-08, BOW-AP1-FD-09, BOW-AP1-FD-12, BOW-AP1-FD-10 and BOW-AP1-FD-11 were collected with the sample set. Acceptable precision (RPD $\leq$ 20% or difference < RL) was demonstrated between the field duplicates and the original samples BOW-

PT-02, BOW-PT-02, BOW-PZ-8, BOW-BGWA-47D, BOW-BGWC-9, BOW-BGWC-30, BOW-BGWC-51 and BOW-BGWA-29, respectively, with the following exceptions.

Arsenic was detected at an estimated concentration greater than the MDL and less than the RL in sample BOW-BGWA-29 and not detected in field duplicate BOW-AP1-FD-11, resulting in a noncalculable RPD. Therefore, the estimated antimony concentration in sample BOW-BGWA-29 was J qualified as estimated and the nondetect antimony result in field duplicate BOW-AP1-FD-11 was UJ qualified as estimated less than the MDL.

Arsenic was detected at an estimated concentration greater than the MDL and less than the RL in field duplicate BOW-AP1-FD-08 and not detected in sample BOW-BGWA-47D, resulting in a noncalculable RPD. Therefore, the estimated arsenic concentration in field duplicate BOW-AP1-FD-08 was J qualified as estimated and the nondetect arsenic result in sample BOW-BGWA-47D was UJ qualified as estimated less than the MDL.

Antimony was detected at an estimated concentration greater than the MDL and less than the RL in field duplicate BOW-AP1-FD-10 and not detected in sample BOW-BGWC-51, resulting in a noncalculable RPD. Therefore, the estimated arsenic concentration in field duplicate BOW-AP1-FD-10 was J qualified as estimated and the nondetect arsenic result in sample BOW-BGWC-51 was UJ qualified as estimated less than the MDL.

Sample	Analyte	Laboratory Result (mg/l)	Laboratory Flag	RPD	Validation Result (mg/l)	Validation Qualifier	Reason Code
BOW-AP1-FD-08	Arsenic	0.0013	J	NC	0.0013	J	RPDF2
BOW-BGWA-47D	Arsenic	0.00084	U		0.00084	UJ	RPDF2
BOW-AP1-FD-11	Arsenic	0.00084	U	NC	0.00084	UJ	RPDF2
BOW-BGWA-29	Arsenic	0.0011	J		0.0011	J	RPDF2
BOW-AP1-FD-10	Antimony	0.00070	J		0.00070	J	RPDF2
BOW-BGWC-51	Antimony	0.00054	U		0.00054	UJ	RPDF2

mg/L-milligrams per liter
J - The result is less than the RL, but greater than or equal to the MDL, and the concentration is an approximate value.
U- The analyte was analyzed for but was not detected at or above the reported sample quantitation limit.
NC- Not Calculable

1.9 Sensitivity

The samples were reported to the MDLs. Elevated non-detect results were not reported.

2.0 MERCURY

The samples were analyzed for mercury by US EPA method 7470A.

The areas of data review are listed below. A leading check mark (✓) indicates an area of review in which the data were acceptable. A preceding crossed circle (⊗) signifies areas where issues were raised during the course of the validation review and should be considered to determine any impact on data quality and usability.

- ✓ Overall Assessment
- ✓ Holding Time
- ✓ Method Blank
- ✓ Matrix Spike/Matrix Spike Duplicate
- ✓ Laboratory Control Sample
- ✓ Field Blank
- ✓ Equipment Blank
- ✓ Field Duplicate
- ✓ Sensitivity

2.1 Overall Assessment

The mercury data reported in this data set are considered usable for supporting project objectives. The analytical completeness defined as the ratio of the number of valid analytical results (valid analytical results include values qualified as estimated) to the total number of analytical results requested on samples submitted for this analysis, for this data set is 100%.

2.2 Holding Time

The holding time for the mercury analysis of a water sample is 28 days from sample collection to analysis. The holding times were met for the sample analyses.

2.3 Method Blank

Method blanks were analyzed at the proper frequency for the number and types of samples analyzed (one per batch of 20 samples). Mercury was not detected in the method blanks at or above the MDL.

2.4 Matrix Spike/Matrix Spike Duplicate

MS/MSDs were analyzed at the proper frequency for the number and types of samples analyzed (one per batch of 20 samples). Sample set specific MS/MSD pairs were reported using samples BOW-BGWA-48D, BOW-AP1-EB-09 and BOW-AP1-FB-10. The recovery and RPD results were within the laboratory specified acceptance criteria.

2.5 Laboratory Control Sample

LCSs were analyzed at the frequency for the number and types of samples analyzed (one per batch of 20 samples). LCSs were reported for each batch. The recovery results were within the laboratory specified acceptance criteria.

2.6 Field Blank

Five field blanks BOW-AP1-FB-08, BOW-AP1-FB-09, BOW-AP1-FB-12, BOW-AP1-FB-10 and BOW-AP1-FB-11 were collected with the sample set. Mercury was not detected in the field blanks at or above the MDL.

2.7 Equipment Blank

Five equipment blanks BOW-AP1-EB-08, BOW-AP1-EB-09, BOW-AP1-EB-12, BOW-AP1-EB-10 and BOW-AP1-EB-11 were collected with the sample set. Mercury was not detected in the equipment blanks at or above the MDL.

2.8 Field Duplicate

Five field duplicates BOW-AP1-FD-08, BOW-AP1-FD-09, BOW-AP1-FD-12, BOW-AP1-FD-10 and BOW-AP1-FD-11 were collected with the sample set. Acceptable precision (RPD < 20% or difference < RL) was demonstrated between the field duplicates and the original samples BOW-BGWA-47D, BOW-BGWC-9, BOW-BGWC-30, BOW-BGWC-51, and BOW-BGWA-29, respectively.

2.9 Sensitivity

The samples were reported to the MDL. Elevated non-detect results were not reported.

3.0 WET CHEMISTRY

The samples were analyzed for TDS by Standard Method 2540C, alkalinity by Standard Method 2320B, sulfide by Standard Method 4500-S2D and anions (chloride, fluoride, and sulfate) by US EPA method 300.0.

The areas of data review are listed below. A leading check mark (✓) indicates an area of review in which the data were acceptable. A preceding crossed circle (⊗) signifies areas where issues were raised during the course of the validation review and should be considered to determine any impact on data quality and usability.

✓ Overall Assessment
✓ Holding Times

✓ Method Blank
⊗ Matrix Spike/Matrix Spike Duplicate
✓ Laboratory Control Sample
✓ Laboratory Duplicate
✓ Field Blank
✓ Equipment Blank
✓ Field Duplicate
✓ Sensitivity

3.1 Overall Assessment

The wet chemistry data reported in this data set are considered usable for supporting project objectives. The results are considered valid; the analytical completeness defined as the ratio of the number of valid analytical results (valid analytical results include values qualified as estimated) to the total number of analytical results requested on samples submitted for this analysis, for this data set is 100%.

3.2 Holding Times

The holding time for the TDS analysis of a water sample is 7 days from sample collection to analysis. The holding time for the anions (chloride, fluoride, and sulfate) analysis of a water sample is 28 days from sample collection to analysis. The holding time for the alkalinity analysis of a water sample is 14 days from sample collection to analysis. The holding times were met for the sample analyses.

3.3 Method Blank

Method blanks were analyzed at the proper frequency for the number and types of samples analyzed (one per batch of 20 samples). The wet chemistry parameters were not detected in the method blanks at or above the MDLs.

3.4 Matrix Spike/Matrix Spike Duplicate

MS/MSDs were analyzed at the proper frequency for the number and types of samples analyzed (one per batch of 20 samples).

Sample set specific MS/MSD pairs were reported for anions using samples BOW-BGWA-6, BOW-BGWC-17, BOW-AP1-FB-12, BOW-BGWC-52, BOW-BGWC-43D and BOW-BGWC-21. The recovery and RPD results were within the laboratory specified acceptance criteria, with the following exceptions.

The recoveries of sulfate in the MS/MSD pair using sample BOW-BGWC-17 were low and outside the laboratory specified acceptance criteria. Therefore, the concentration of sulfate in sample BOW-BGWC-17 was J- qualified as estimated.

The recoveries of chloride and sulfate in the MS/MSD pair using sample BOW-BGWC-43D were low and outside the laboratory specified acceptance criteria. Since the concentrations of chloride and sulfate in sample BOW-BGWC-43D were greater than four times the spike concentration, no qualifications were applied to the data.

The recoveries of sulfate in the MS/MSD pair using sample BOW-BGWC-21 were low and outside the laboratory specified acceptance criteria. Therefore, the concentration of sulfate in sample BOW-BGWC-21 was J- qualified as estimated.

Batch MS/MSD pairs were also reported for alkalinity and the anions. Since these were batch QC there was no impact on the data and qualifications were not applied.

Sample ID	Compound	Laboratory Result (mg/L)	Laboratory Flag	Validation Result (mg/L)	Validation Qualifier	Reason Code
BOW-BGWC-17	Sulfate	138	M1	138	J-	MS1
BOW-BGWC-21	Sulfate	56.5	M1	56.5	J-	MS1

mg/L-milligrams per liter
M1- Laboratory flag indicating the matrix spike recovery exceeded laboratory specified acceptance criteria

3.5 Laboratory Control Sample

LCSs were analyzed at the proper frequency for the number and types of samples analyzed (one per batch of 20 samples). The recovery results were within the laboratory specified acceptance criteria.

3.6 Laboratory Duplicate

Sample set specific laboratory duplicates were reported for TDS using samples BOW-BGWC-9, BOW-BGWA-6, BOW-BGWC-25, BOW-BGWA-29, and BOW-BGWC-30. The RPD results were within the laboratory specified acceptance criteria.

Batch laboratory duplicates were also reported for TDS. Since these were batch QC, there was no impact on the data and qualifications were not applied.

3.7 Field Blank

Five field blanks BOW-AP1-FB-08, BOW-AP1-FB-09, BOW-AP1-FB-12, BOW-AP1-FB-10 and BOW-AP1-FB-11 were collected with the sample set. The wet chemistry parameters were not detected in the field blanks at or above the MDLs.

3.8 Equipment Blank

Five equipment blanks BOW-AP1-EB-08, BOW-AP1-EB-09, BOW-AP1-EB-12, BOW-AP1-EB-10 and BOW-AP1-EB-11 were collected with the sample set. The wet chemistry parameters were not detected in the equipment blanks at or above the MDLs.

3.9 Field Duplicate

Five field duplicates BOW-AP1-FD-08, BOW-AP1-FD-09, BOW-AP1-FD-12, BOW-AP1-FD-10 and BOW-AP1-FD-11 were collected with the sample set. Acceptable precision (RPD < 20% or difference < RL) was demonstrated between the field duplicates and the original samples BOW-BGWA-47D, BOW-BGWC-9, BOW-BGWC-30, BOW-BGWC-51, and BOW-BGWA-29, respectively.

3.10 Sensitivity

The samples were reported to the MDLs for anions and to the RLs for alkalinity and TDS. Elevated non-detect results were not reported.

4.0 RADIOCHEMISTRY

The samples were analyzed for radium-226 by US EPA method 9315, radium-228 by US EPA method 9320 and total radium by calculation.

The areas of data review are listed below. A leading check mark (✓) indicates an area of review in which the data were acceptable. A preceding crossed circle (⊗) signifies areas where issues were raised during the course of the validation review and should be considered to determine any impact on data quality and usability.

⊗ Overall Assessment
✓ Holding Times
⊗ Method Blank
✓ Matrix Spike/Matrix Spike Duplicate
⊗ Laboratory Control Sample
✓ Laboratory Duplicate
✓ Tracers and Carriers
✓ Field Blank

⊗ Equipment Blank
✓ Field Duplicate
✓ Sensitivity

4.1 Overall Assessment

The radium-226 and radium-228 data reported in this data set are considered usable for supporting project objectives. The results are considered valid; the analytical completeness defined as the ratio of the number of valid analytical results (valid analytical results include values qualified as estimated) to the total number of analytical results requested on samples submitted for this analysis, for this data set is 100%.

4.1.1 Analysis Anomaly

Total radium was reported at the minimum detectable concentration (MDC) for radium-226 and radium-228. Radium-228 was detected greater than the MDC in samples BOW-AP1-EB-12, BOW-BGWC-12, and BOW-BGWC-23. Since total radium is calculated from radium-226 and radium-228, and radium-228 was greater than the MDC, and based on professional and technical judgment, the total radium concentrations for this sample was reported with no qualifications.

Total radium was reported at the MDC for radium-226 and radium-228. Radium-226 was detected greater than the MDC in samples BOW-AP1-FB-09, BOW-AP1-FD-12, BOW-BGWC-10, BOW-BGWC-21, BOW-BGWC-24 and BOW-BGWC-50D. Since total radium is calculated from radium-226 and radium-228, and radium-226 was greater than the MDC, and based on professional and technical judgment, the total radium concentrations for this sample was reported with no qualifications.

Sample ID	Compound	Laboratory Result (pCi/L)	Laboratory Flag	Validation Result (pCi/L)	Validation Qualifier	Reason Code
BOW-AP1-EB-12	Combined Radium 226 + 228	0.796	U	0.796	NA	RO1
BOW-AP1-FB-09	Combined Radium 226 + 228	0.717	U	0.717	NA	RO1
BOW-AP1-FD-12	Combined Radium 226 + 228	0.277	U	0.277	NA	RO1
BOW-BGWC-10	Combined Radium 226 + 228	0.882	U	0.882	NA	RO1
BOW-BGWC-12	Combined Radium 226 + 228	0.824	U	0.824	NA	RO1
BOW-BGWC-21	Combined Radium 226 + 228	0.262	U	0.262	NA	RO1
BOW-BGWC-23	Combined Radium 226 + 228	0.718	U	0.718	NA	RO1
BOW-BGWC-24	Combined Radium 226 + 228	0.991	U	0.991	NA	RO1
BOW-BGWC-50D	Combined Radium 226 + 228	0.735	U	0.735	NA	RO1

pCi/L-picocuries per liter
U-not detected at or above the MDC
NA-not applicable

4.2 Holding Times

The holding times for the radium-226 and radium-228 analyses of a water sample are 180 days from sample collection to analysis. The holding times were met for the sample analyses.

4.3 Method Blank

Method blanks were analyzed at the proper frequency for the number and types of samples analyzed (one per batch of 20 samples). Method blanks were reported for the radium-226 and radium-228 data. Radium-226 and radium-228 were not detected in the method blanks at or above the MDCs, with the following exceptions.

Radium-228 (0.898 pCi/L) was detected in the method blank in batch 693289 at a concentration greater than the MDC. Since the mean difference was less than 2 between the blank and sample BOW-BGWC-49D, and the sample concentration was less than ten times the blank concentration, the radium-228 concentration for sample BOW-BGWC-49D was UJ qualified as estimated less than the reported concentration. Therefore, the combined radium 226 + 228 concentration in sample BOW-BGWC-49D was J qualified as estimated due to there being a detection of radium-226 in the sample.

Since radium-228 was not detected above the MDC in associated samples BOW-AP1-EB-11, BOW-AP1-FB-11, BOW-AP1-FD-11 and BOW-BGWC-43D, no qualifications were applied to the data.

Sample ID	Compound	Laboratory Result (pCi/L)	Laboratory Flag	Validation Result (pCi/L)	Validation Qualifier	Reason Code
BOW-BGWC-49D	Radium-228	1.90	NA	1.90	UJ	BL2
BOW-BGWC-49D	Combined Radium 226 + 228	2.88	NA	2.88	J	BL2

pCi/L-picocuries per liter
NA-not applicable

4.4 Matrix Spike/Matrix Spike Duplicate

MS/MSD pairs were not reported with data.

4.5 Laboratory Control Sample

LCSs were analyzed at the proper frequency for the number and types of samples analyzed (one per batch of 20 samples). LCS/LCS duplicate (LCSD) pairs were reported for radium-226 and radium-228. The recovery and replicate error ratio (RER) [2 sigma (2σ)] results were within the laboratory specified acceptance criteria, with the following exception.

The RER result (2.265σ) for radium-228 in the LCS/LCSD pair in batch 691960 was high and outside of method specified acceptance criteria. Therefore, the concentrations of radium-228 AND combined radium-226 + radium-228 in associated samples BOW-AP1-EB-09 and BOW-BGWC-12 were J qualified as estimated.

Sample ID	Compound	Laboratory Result (pCi/L)	Laboratory Flag	Validation Result (pCi/L)	Validation Qualifier	Reason Code
BOW-AP1-EB-09	Radium-228	0.790	NA	0.790	J	RPD1
BOW-BGWC-12	Radium-228	0.744	NA	0.744	J	RPD1
BOW-AP1-EB-09	Combined Radium 226 + 228	1.00	NA	1.00	J	RPD1
BOW-BGWC-12	Combined Radium 226 + 228	0.824	NA	0.824	J	RPD1

pCi/L-picocuries per liter
NA-not applicable

4.6 Laboratory Duplicate

One sample set specific laboratory duplicate was reported for radium-229 using samples BOW-BGWC-19. The RER results were within the laboratory specified acceptance criteria.

Batch laboratory duplicates were also reported for radium-226. Since these were batch QC, the results do not affect the samples in this data set and qualifications were not applied to the data.

4.7 Tracers and Carriers

Carriers were reported for the radium-226 and radium-228 analyses, and a tracer was reported for the radium-228 analyses. The recovery results were within the laboratory specified acceptance criteria.

4.8 Field Blank

Five field blanks BOW-AP1-FB-08, BOW-AP1-FB-09, BOW-AP1-FB-12, BOW-AP1-FB-10 and BOW-AP1-FB-11 were collected with the sample set and analyzed for radium-226 and radium-228. Radium-226 and radium-228 were not detected in the field blanks at or above the MDCs, with the following exception.

Radium-226 (0.406 pCi/L) was detected in BOW-AP1-FB-09 at a concentration greater than the MDC. Since radium-226 was not detected in the associated samples, no additional qualifications were applied to the data.

4.9 Equipment Blank

Five equipment blanks BOW-AP1-EB-08, BOW-AP1-EB-09, BOW-AP1-EB-12, BOW-AP1-EB-10 and BOW-AP1-EB-11 were collected with the sample set and analyzed for radiochemistry. Radium-226 and Radium-228 were not detected in the equipment blanks at or above the MDCs, with the following exceptions.

Radium-228 (0.790 pCi/L) was detected in equipment blank, BOW-AP1-EB-09, at a concentration greater than the MDC. Since the mean difference was less than 2 between the equipment blank and associated sample BOW-BGWC-12, and the sample concentration was less than ten times the blank concentration, the radium-228 concentration for sample BOW-BGWC-12 was UJ qualified as estimated less than the reported concentration. In addition, the combined radium 226 + 228 concentration in sample BOW-BGWC-12 was J qualified as estimated due to there being a detection of radium-226 in the sample.

Radium-228 (0.796 pCi/L) was detected in equipment blank, BOW-AP1-EB-12, at a concentration greater than the MDC. Since the mean difference was less than 2 between the equipment blank and associated samples BOW-BGWC-23, BOW-BGWC-38D, and BOW-BGWC-39 and the sample concentration was less than ten times the blank concentration, the radium-228 concentration for samples BOW-BGWC-23, BOW-BGWC-38D, and BOW-BGWC-39 were UJ qualified as estimated less than the reported concentration. Since the mean difference was less than 2 between the equipment blank and associated samples BOW-BGWC-35D and BOW-BGWC-37D and the sample concentration was less than ten times the blank concentration, the radium-228 concentration for samples BOW-BGWC-35D and BOW-BGWC-37D were J qualified as estimated. In addition, the combined radium 226 + 228 concentrations in samples BOW-BGWC-23, BOW-BGWC-35D, BOW-BGWC-37D, BOW-BGWC-38D and BOW-BGWC-39 were J qualified as estimated due to there being a detection of radium-226 in the sample.

Since radium-228 was not detected above the MDC in associated samples BOW-AP1-FB-09, BOW-AP1-FD-09, BOW-BGWC-16, BOW-BGWC-17, BOW-BGWC-18, BOW-BGWC-19, BOW-BGWC-31 and BOW-BGWC-9, no qualifications were applied to the data.

Sample ID	Compound	Laboratory Result (pCi/L)	Laboratory Flag	Validation Result (pCi/L)	Validation Qualifier	Reason Code
BOW-BGWC-12	Radium-228	0.744	NA	0.744	UJ	BL2

Sample ID	Compound	Laboratory Result (pCi/L)	Laboratory Flag	Validation Result (pCi/L)	Validation Qualifier	Reason Code
BOW-BGWC-12	Combined Radium 226 + 228	0.824	NA	0.824	J	BL2
BOW-BGWC-23	Radium-228	0.718	NA	0.718	UJ	BL2
BOW-BGWC-23	Combined Radium 226 + 228	0.718	NA	0.718	J	BL2
BOW-BGWC-35D	Radium-228	1.52	NA	1.52	J	BL2
BOW-BGWC-35D	Combined Radium 226 + 228	2.08	NA	2.08	J	BL2
BOW-BGWC-37D	Radium-228	1.69	NA	1.69	J	BL2
BOW-BGWC-37D	Combined Radium 226 + 228	1.92	NA	1.92	J	BL2
BOW-BGWC-38D	Radium-228	1.22	NA	1.22	UJ	BL2
BOW-BGWC-38D	Combined Radium 226 + 228	2.40	NA	2.40	J	BL2
BOW-BGWC-39	Radium-228	0.836	NA	0.836	UJ	BL2
BOW-BGWC-39	Combined Radium 226 + 228	1.05	NA	1.05	J	BL2

pCi/L-picocuries per liter
NA-not applicable

4.10 Field Duplicate

Five field duplicates BOW-AP1-FD-08, BOW-AP1-FD-09, BOW-AP1-FD-12, BOW-AP1-FD-10 and BOW-AP1-FD-11 were collected with the sample set. Acceptable precision [RER (1σ) < 3] was demonstrated between the field duplicates and the original samples BOW-BGWA-47D, BOW-BGWC-9, BOW-BGWC-30, BOW-BGWC-51, and BOW-BGWA-29, respectively.

4.11 Sensitivity

The samples were reported to the MDCs. No elevated non-detect results were reported.

---

* * * * *

ATTACHMENT 1
DATA VALIDATION QUALIFIER DEFINITIONS AND INTERPRETATION KEY
Assigned by Geosyntec's Data Validation Team

DATA QUALIFIER DEFINITIONS

U The analyte was analyzed for, but was not detected at or above the reported sample quantitation limit. Upon application of the U qualifier to a reported result, the definition changes to "not detected at or above the reported result".

J The analyte was positively identified; the associated numerical value is the approximate concentration of the analyte in the sample.

J+ The analyte was positively identified; however, the associated numerical value is likely to be higher than the concentration of the analyte in the sample due to positive bias of associated QC or calibration data or attributable to matrix interference.

J- The analyte was positively identified; however, the associated numerical value is likely to be lower than the concentration of the analyte in the sample due to negative bias of associated QC or calibration data or attributable to matrix interference.

UJ The analyte was not detected at or above the reported sample quantitation limit. However, the reported quantitation limit is approximate and may or may not represent the actual limit of quantitation necessary to accurately and precisely measure the analyte in the sample.

R The sample results are rejected due to serious deficiencies in the ability to analyze the sample and meet quality control criteria. The presence or absence of the analyte cannot be verified.

ATTACHMENT 2
DATA VALIDATION REASON CODES
Assigned by Geosyntec's Data Validation Team

DQM Reason Code	Description
AB1	> Samples in batch
AB2	QC sample missing
AB3	Batch analysis time exceeded
BAH	Contamination detected in the Ambient Blank greater than or equal to the Quantitation Limit.
BAL	Contamination detected in the Ambient Blank less than the Quantitation Limit.
BC	Calibration blank contamination
BC1	assoc. result < RL
BC2	assoc. result > RL < mult.
BC3	assoc. result > RL > mult.
BEH	Contamination detected in the Equipment Blank greater than or equal to the Quantitation Limit.
BEL	Contamination detected in the Equipment Blank less than the Quantitation Limit.
BF	Field blank contamination
BF1	assoc. result < RL
BF2	assoc. result > RL < mult.
BF3	assoc. result > RL > mult.
BFH	Contamination detected in the Field Blank greater than or equal to the Quantitation Limit.
BFL	Contamination detected in the Field Blank less than the Quantitation Limit.
BL	Laboratory blank contamination
BL1	assoc. result < RL
BL2	assoc. result > RL < mult.
BL3	assoc. result > RL > mult.
BLH	Contamination detected in the Lab Blank greater than or equal to the Quantitation Limit.
BLL	Contamination detected in the Lab Blank less than the Quantitation Limit.
BT	Trip blank contamination
BT1	assoc. result < RL
BT2	assoc. result > RL < mult.
BT3	assoc. result > RL > mult.
BTH	Contamination detected in the Trip Blank greater than or equal to the Quantitation Limit.
BTL	Contamination detected in the Trip Blank less than the Quantitation Limit.
CA1	Column difference
CC1	CCV %D
CC2	CCV %R
CC3	CCV RRF
CI1	IC RSD
CI2	IC RRF
CR1	Calibration range
CV1	ICV or CCV %D
CV2	ICV or CCV %R

DQM Reason Code	Description
CV3	ICV CCV RRF
DF1	Dilution Factor > 1
DL	Dilution Factor > 1
DVT1	The Dissolved Result > Total Result and the absolute difference > the AD_MULTIPLIER_CL * Detection Limit
DVT2	The Dissolved Result > Total Result and the absolute difference > AD_MULTIPLIER_UCO * Detection Limit
DVT3	The Dissolved Result > Total Result and the relative percent difference (RPD) > RPD_CL
DVT4	The Dissolved Result > Total Result and the relative percent difference (RPD) > RPD_UCO
ER1	MDL=<RESULT<RL (INORGANIC)
ER2	MDL=<RESULT<RL (ORGANIC)
FBC1	BLANK CONTAMINATION
FBC2	RESULT < BLANK * MULTIPLIER
FBC3	RESULT > BLANK * MULTIPLIER
FD1	Field duplicate RPD
FD2	Field duplicate abs. diff.
GHT1	GROSS_QUALIFIER_HIT
GHT2	GROSS_QUALIFIER_NON_DETECT
HP1	Hydrocarbon pattern
HT1	Holding time samp. to preservation
HT2	Holding time samp. to analysis
HT3	Holding time gros. samp. to pres.
HT4	Holding time gros. samp. to analysis
IS1	Internal standard
LBC1	BLANK CONTAMINATION
LBC2	RESULT < BLANK * MULTIPLIER
LBC3	RESULT > BLANK * MULTIPLIER
LD1	Lab duplicate RPD
LD2	Lab duplicate abs. diff.
LS1	LS %R
LS2	LS RPD
MS1	MS %R
MS2	MS RPD
MS3	Parent >4x spike
MS4	Spike diluted out
NP1	Non-Preferred Result
NR1	NUMERIC RESULTS

DQM Reason Code	Description
OT1	Other quality issue
PS1	BETWEEN CONTROL AND WARNING LIMITS
PS2	INVALID
PS3	LESS THAN LOWER CONTROL LIMIT
PS4	LESS THAN LOWER WARNING LIMIT
PT1	The preservative for this test id does not match the required preservative in RT_HOLDING_TIME.
RDL1	EXCEEDS REQUIRED DETECTION LIMIT
RL1	ND > project limit
RO1	Other rad. issue
RPD1	LCS/LCSD
RPD2	LCS/LCSD_NON_DETECT
RPD3	MS/MSD
RPD4	MS/MSD_NON_DETECT
RPD5	Orig/Dup
RPD6	Orig/Dup_NON_DETECT
RPDF1	FIELD DUPLICATE
RPDF2	FIELD DUPLICATE NON_DETECT
RQ1	Rad. quantitation issue
RR1	Repeated result same method
RR2	Repeated result diff. method
RSD1	RSD exceeds CL for LCS sample
RSD2	RSD exceeds CL for MS sample
RSD3	RSD exceeds CL for Lab sample
RSD4	RSD exceeds CL for Field sample
RY1	Tracer or carrier
SD1	Serial dilution
SO1	High moisture
SO2	Wet weight
SP1	Preservation, temp
SP2	Preservation, pH
SP3	Preservation, headspace
SPR1	BLANK SPIKE > UCL
SPR10	EarthSoft.DQM.SpikeRecovery2
SPR11	EarthSoft.DQM.SpikeRecovery2
SPR12	EarthSoft.DQM.SpikeRecovery2
SPR2	INORGANIC SPIKE > UCL
SPR3	ORGANIC SPIKE > UCL
SPR4	LCL > BLANK > LOW_CUTOFF

DQM Reason Code	Description
SPR5	LCL > INORG > LOW_CUTOFF
SPR6	LCL > ORG > LOW_CUTOFF
SPR7	BLANK SPIKE < LOW_CUTOFF
SPR8	INORGANIC SPIKE < LOW_CUTOFF
SPR9	ORGANIC SPIKE < LOW_CUTOFF
SU	Surrogate outlier
SU1	Surrogate
SU2	Surrogate diluted out
SURR1	ASSO. DETECTS OF LCL > REC > LOW_CUTOFF
SURR10	EarthSoft.DQM.SurrogateRecovery
SURR11	EarthSoft.DQM.SurrogateRecovery
SURR12	EarthSoft.DQM.SurrogateRecovery
SURR2	ASSO. DETECTS OF REC < LOW_CUTOFF
SURR3	ASSO. DETECTS OF REC > UCL
SURR4	ASSO. NDS OF LCL > REC > LOW_CUTOFF
SURR5	ASSO. NDS OF REC < LOW_CUTOFF
SURR6	ASSO. NDS OF REC > UCL
SURR7	LCL > REC > LOW_CUTOFF
SURR8	REC < LOW_CUTOFF
SURR9	REC > UCL
TBC1	BLANK CONTAMINATION
TBC2	RESULT < BLANK * MULTIPLIER
TBC3	RESULT > BLANK * MULTIPLIER
TR	Trace Detection
TR1	Trace detection
TRA1	Tracer is outside of UCL or LCL
TRA2	Associated result of a tracer less than the LCL
TRA3	Associated detect result of a tracer greater than the UCL
VC1	Canister vacuum
VC2	Canister contamination
VSU1	INVALID SAMPLE UNIT TYPE
VSU2	MISSING SAMPLE UNIT TYPE
VSU3	NON-DEFAULT RESULT UNIT

AD-Absolute Difference
CCV-Continuous Calibration Verification
CL-Control Limit
%D-Percent Difference
IC-Initial Calibration
ICV-Initial Calibration Verification
INORG-Inorganic
LCL-Lower Control Limit
LCS-Laboratory Control Spike
LCSD-Laboratory Control Spike Duplicate
LS-Laboratory Spike
MDL-Method Detection Limit
MS-Matrix Spike
MSD-Matrix Spike Duplicate
ND-Not Detected
ORG-Organic
QC-Quality Control
%R-Percent Recovery
REC-Recovery
RL-Reporting Limit
RPD-Relative Percent Difference
RRF-Relative Response Factor
RSD-Relative Standard Deviation
UCL-Upper Control Limit
UCO-Upper Cut Off

Geosyntec consultants

180A Market Place Boulevard
Knoxville, TN 37922
PH 865.330.0037
www.geosyntec.com

Memorandum

Date:	20 January 2025
To:	Mintao Lu
From:	Ashley Wilson
CC:	K. Henderson
Subject:	**Stage 2A Data Validation - Level II Data Deliverables – Pace Analytical Services, LLC Project Numbers 92767533 and 92767545**

SITE: Plant Bowen Ash Pond 1 (OTH)

INTRODUCTION

This report summarizes the findings of the Stage 2A data validation of one aqueous sample, one field duplicate, one equipment blank and one field blank collected 3 December 2024 as part of the Plant Bowen Ash Pond on-site sampling event.

The samples were analyzed at Pace Analytical Services, LLC, Peachtree Corners, Georgia, for the following analytical tests:

- Calcium by United States (US) Environmental Protection Agency (EPA) Methods 3010A/6010D
- Metals by US EPA Methods 3005A/6020B
- Mercury by US EPA Method 7470A
- Total Dissolved Solids (TDS) by Standard Method (SM_ 2540C

The samples were analyzed at Pace Analytical Services, LLC, Asheville, North Carolina, for the following analytical tests:

- Alkalinity by SM 2320B
- Sulfide by SM 4500-S2D
- Anions (Chloride, Fluoride and Sulfate) by US EPA Method 300.0

The samples were analyzed at Pace Analytical Services, LLC, Greensburg, Pennsylvania, for the following analytical tests:

- Radium-226 by US EPA Method 9315
- Radium-228 by US EPA Method 9320
- Total Radium by Calculation

EXECUTIVE SUMMARY

Overall, based on this Stage 2A data validation covering the quality control (QC) parameters listed below and based on the information provided, the data as qualified are usable for supporting project objectives. The qualified data should be used within the limitations of the qualifications. If there are results with two or more different qualifications due to multiple QC failures, the final qualification is reconciled in the electronic data deliverable (EDD) with qualifications.

The data were reviewed based on the pertinent methods referenced in the laboratory report, professional and technical judgment, and the following documents:

- United States (US) EPA Region IV Data Validation Standard Operating Procedures (US EPA Region IV, September 2011);
- USEPA National Functional Guidelines for Inorganic Superfund Methods Data Review, November 2020 (EPA 542-R-20-006); and
- American National Standard, Verification and Validation of Radiological Data for use in Waste Management and Environmental Remediation, February 15, 2012 (ANSI/ANS-41.5-2012).

The following samples were analyzed and reported in the laboratory reports:

Laboratory IDs	Client IDs
92767533001	BOW-BGWC-53D
92767545001	
92767533002	BOW-AP1-FD-13
92767545002	

Laboratory IDs	Client IDs
92767533003	BOW-AP1-FB-13
92767545003	
92767533004	BOW-AP1-EB-13
92767545004	

The samples were received within 0-6 degrees Celsius (°C). No sample preservation issues were noted by the laboratory.

1.0 METALS

The samples were analyzed for metals by US EPA methods 3010A/6010D and 3005A/6020B. (Mercury was evaluated separately in Section 2.0, below).

The areas of data review are listed below. A leading check mark (✓) indicates an area of review in which the data were acceptable. A preceding crossed circle (⊗) signifies areas where issues were raised during the course of the validation review and should be considered to determine any impact on data quality and usability.

✓ Overall Assessment
✓ Holding Time

⊗ Method Blank
✓ Matrix Spike/Matrix Spike Duplicate
✓ Laboratory Control Sample
⊗ Field Blank
✓ Equipment Blank
⊗ Field Duplicate
✓ Sensitivity

1.1 Overall Assessment

The metals data reported in this data set are considered usable for supporting project objectives. The results are considered valid; the analytical completeness defined as the ratio of the number of valid analytical results (valid analytical results include values qualified as estimated) to the total number of analytical results requested on samples submitted for this analysis, for this data set is 100%.

1.2 Holding Time

The holding time for the metals analysis of a preserved water sample is 180 days from sample collection to analysis. The holding times were met for the sample analyses.

1.3 Method Blank

Method blanks were analyzed at the proper frequency for the number and types of samples analyzed (one per batch of 20 samples). The metals were not detected in the method blanks at or above the method detection limits (MDLs), with the following exception.

Arsenic (0.0012 mg/L) was detected in the method blank in batch 900816 at an estimated concentration greater than the MDL and less than the RL. Therefore, the estimated concentrations of arsenic in samples BOW-AP1-EB-13 and BOW-AP1-FB-13 were U qualified as estimated below the RL.

Sample ID	Compound	Laboratory Result (mg/L)	Laboratory Flag	Validation Result (mg/L)	Validation Qualifier*	Reason Code**
BOW-AP1-EB-13	Arsenic	0.0043	J,B	0.0050	U	BC
BOW-AP1-FB-13	Arsenic	0.0050	J,B	0.0050	U	BC

mg/L-milligrams per liter
J-The result is less than the RL, but greater than or equal to the MDL, and the concentration is an approximate value
B-Analyte was detected in the associated method blank.
* Validation qualifiers are defined in Attachment 1 at the end of this report
**Reason codes are defined in Attachment 2 at the end of this report

1.4 Matrix Spike/Matrix Spike Duplicate (MS/MSD)

MS/MSDs were analyzed at the proper frequency for the number and types of samples analyzed (one per batch of 20 samples). Two sample set specific MS/MSD pairs were reported, using samples BOW-BGWC-53D and BOW-AP1-FD-13. The recovery and relative percent difference (RPD) results were within the laboratory specified acceptance criteria, with the following exceptions.

The recoveries of calcium, magnesium and sodium in the MS/MSD pair using sample BOW-BGWC-53D were low and high and outside of the laboratory specified acceptance criteria. Since the calcium, magnesium and sodium concentrations in sample BOW-BGWC-53D were greater than four times the spike concentrations, no qualifications were applied to the data.

1.5 Laboratory Control Sample (LCS)

LCSs were analyzed at the proper frequency for the number and types of samples analyzed (one per batch of 20 samples). LCSs were reported with each batch. The recovery results were within the laboratory specified acceptance criteria.

1.6 Field Blank

One field blank BOW-AP1-FB-13 was collected with the sample set. Metals were not detected in the field blank at or above the MDLs, with the following exceptions.

Arsenic (0.0050 mg/L) was detected in BOW-AP1-EB-13 at an estimated concentration greater than the MDL and less than the RL. Since the arsenic concentration for BOW-AP1-EB-13 was qualified due to method blank contamination, no additional qualifications were applied to the data.

Boron (0.050 mg/L) was detected in field blank BOW-AP1-FB-13 at an estimated concentration greater than the MDL and less than the reporting limit (RL). Therefore, the estimated concentration of boron in BOW-AP1-EB-13 was U qualified as not detected at or above the RL. Since the concentrations of boron in associated samples BOW-AP1-FD-13 and BOW-BGWC-53D were greater than ten times the blank contamination, and based on technical and professional judgement, no qualifications were applied to those data.

Sample ID	Compound	Laboratory Result (mg/L)	Laboratory Flag	Validation Result (mg/L)	Validation Qualifier	Reason Code
BOW-AP1-EB-13	Boron	0.025	J	0.040	U	BC

mg/L-milligrams per liter
J-The result is less than the RL, but greater than or equal to the MDL, and the concentration is an approximate value
* Validation qualifiers are defined in Attachment 1 at the end of this report
**Reason codes are defined in Attachment 2 at the end of this report

1.7 Equipment Blank

One equipment blank BOW-AP1-EB-13 was collected with the sample set. Metals were not detected in the equipment blanks at or above the MDLs, with the following exceptions.

Arsenic (0.0043 mg/L) was detected in BOW-AP1-EB-13 at an estimated concentration greater than the MDL and less than the RL. Since the arsenic concentration for BOW-AP1-EB-13 was qualified due to method blank contamination, no additional qualifications were applied to the data.

Boron (0.025 mg/L) was detected in BOW-AP1-EB-13 at an estimated concentration greater than the MDL and less than the RL. Since the boron concentration for BOW-AP1-EB-13 was qualified due to field blank contamination, no additional qualifications were applied to the data.

1.8 Field Duplicate

One field duplicate BOW-AP1-FD-13 was collected with the sample set. Acceptable precision (RPD $\leq$ 20% or difference < RL) was demonstrated between the field duplicate and the original sample BOW-BGWC-53D, with the following exception.

Selenium was detected at an estimated concentration greater than the MDL and less than the RL in field duplicate BOW-AP1-FD-13 and not detected in sample BOW-BGWC-53D, resulting in a noncalculable RPD. Therefore, the estimated selenium concentration in field duplicate BOW-AP1-FD-13 was J qualified as estimated and the nondetect selenium result in sample BOW-BGWC-53D was UJ qualified as estimated less than the MDL.

Sample	Analyte	Laboratory Result (mg/l)	Laboratory Flag	RPD	Validation Result (mg/l)	Validation Qualifier	Reason Code
BOW-AP1-FD-13	Selenium	0.0013	J	NC	0.0013	J	RPDF2
BOW-BGWC-53D	Selenium	0.00096	U		0.00096	UJ	RPDF2

mg/L-milligrams per liter
J - The result is less than the RL, but greater than or equal to the MDL, and the concentration is an approximate value.
U- The analyte was analyzed for but was not detected at or above the reported sample quantitation limit.
NC- Not Calculable

1.9 Sensitivity

The samples were reported to the MDLs. Elevated non-detect results were not reported.

2.0 MERCURY

The samples were analyzed for mercury by US EPA method 7470A.

The areas of data review are listed below. A leading check mark (✓) indicates an area of review in which the data were acceptable. A preceding crossed circle (⊗) signifies areas where issues were raised during the course of the validation review and should be considered to determine any impact on data quality and usability.

- ✓ Overall Assessment
- ✓ Holding Time
- ✓ Method Blank
- ✓ Matrix Spike/Matrix Spike Duplicate
- ✓ Laboratory Control Sample
- ✓ Field Blank
- ✓ Equipment Blank
- ✓ Field Duplicate
- ✓ Sensitivity

2.1 Overall Assessment

The mercury data reported in this data set are considered usable for supporting project objectives. The analytical completeness defined as the ratio of the number of valid analytical results (valid analytical results include values qualified as estimated) to the total number of analytical results requested on samples submitted for this analysis, for this data set is 100%.

2.2 Holding Time

The holding time for the mercury analysis of a water sample is 28 days from sample collection to analysis. The holding times were met for the sample analyses.

2.3 Method Blank

Method blanks were analyzed at the proper frequency for the number and types of samples analyzed (one per batch of 20 samples). Mercury was not detected in the method blanks at or above the MDL.

2.4 Matrix Spike/Matrix Spike Duplicate

MS/MSDs were analyzed at the proper frequency for the number and types of samples analyzed (one per batch of 20 samples). One batch MS/MSD pair was reported. Since these were batch QC, the results do not affect the samples in this data set and qualifications were not applied to the data.

2.5 Laboratory Control Sample

LCSs were analyzed at the frequency for the number and types of samples analyzed (one per batch of 20 samples). LCSs were reported for each batch. The recovery results were within the laboratory specified acceptance criteria.

2.6 Field Blank

One field blank BOW-AP1-FB-13 was collected with the sample set. Mercury was not detected in the field blanks at or above the MDL.

2.7 Equipment Blank

One equipment blank BOW-AP1-EB-13 was collected with the sample set. Mercury was not detected in the equipment blanks at or above the MDL.

2.8 Field Duplicate

One field duplicate BOW-AP1-FD-13 was collected with the sample set. Acceptable precision (RPD < 20% or difference < RL) was demonstrated between the field duplicate and the original sample BOW-BGWC-53D.

2.9 Sensitivity

The samples were reported to the MDL. Elevated non-detect results were not reported.

3.0 WET CHEMISTRY

The samples were analyzed for TDS by Standard Method 2540C, alkalinity by Standard Method 2320B, sulfide by Standard Method 4500-S2D and anions (chloride, fluoride, and sulfate) by US EPA method 300.0.

The areas of data review are listed below. A leading check mark (✓) indicates an area of review in which the data were acceptable. A preceding crossed circle (⊗) signifies areas where issues were raised during the course of the validation review and should be considered to determine any impact on data quality and usability.

✓ Overall Assessment
✓ Holding Times
✓ Method Blank
⊗ Matrix Spike/Matrix Spike Duplicate
✓ Laboratory Control Sample
✓ Laboratory Duplicate

- ✓ Field Blank
- ✓ Equipment Blank
- ✓ Field Duplicate
- ✓ Sensitivity

3.1 Overall Assessment

The wet chemistry data reported in this data set are considered usable for supporting project objectives. The results are considered valid; the analytical completeness defined as the ratio of the number of valid analytical results (valid analytical results include values qualified as estimated) to the total number of analytical results requested on samples submitted for this analysis, for this data set is 100%.

3.2 Holding Times

The holding time for the TDS analysis of a water sample is 7 days from sample collection to analysis. The holding time for the anions (chloride, fluoride, and sulfate) analysis of a water sample is 28 days from sample collection to analysis. The holding time for the alkalinity analysis of a water sample is 14 days from sample collection to analysis. The holding times were met for the sample analyses.

3.3 Method Blank

Method blanks were analyzed at the proper frequency for the number and types of samples analyzed (one per batch of 20 samples). The wet chemistry parameters were not detected in the method blanks at or above the MDLs.

3.4 Matrix Spike/Matrix Spike Duplicate

MS/MSDs were analyzed at the proper frequency for the number and types of samples analyzed (one per batch of 20 samples).

Sample set specific MS/MSD pairs were reported for total alkalinity using samples BOW-BGWC-53D and BOW-AP1-FD-13. The recovery and RPD results were within the laboratory specified acceptance criteria, with the following exceptions.

A sample set specific MS/MSD pair was reported for sulfide using sample using sample BOW-BGWC-53D. The recovery and RPD results were within the laboratory specified acceptance criteria.

A sample set specific MS/MSD pair was reported for anions using sample using sample BOW-BGWC-53D. The recovery and RPD results were within the laboratory specified acceptance criteria, with the following exception.

One or both recoveries of total alkalinity in the MS/MSD pairs using samples BOW-BGWC-53D and BOW-AP1-FD-13 were low and outside the laboratory specified acceptance criteria. Therefore, the concentrations of total alkalinity and bicarbonate alkalinity were J- qualified as estimated and the nondetect results of carbonate alkalinity were UJ qualified as estimated below the RL in samples BOW-BGWC-53D and BOW-AP1-FD-13.

The MS recovery of sulfate in the MS/MSD pair using sample BOW-BGWC-53D was high and outside the laboratory specified acceptance criteria. Since the concentration of sulfate in sample BOW-BGWC-53D was greater than four times the spike concentration, no qualifications were applied to the data.

Batch MS/MSD pairs were also reported for sulfide and the anions. Since these were batch QC there was no impact on the data and qualifications were not applied.

Sample ID	Compound	Laboratory Result (mg/L)	Laboratory Flag	Validation Result (mg/L)	Validation Qualifier	Reason Code
BOW-AP1-FD-13	Alkalinity Total as CaCO3	127	M1	127	J-	MS1
BOW-AP1-FD-13	Carbonate Alkalinity as CaCO3	5.0	U	5.0	UJ	MS1
BOW-AP1-FD-13	Bicarbonate Alkalinity as CaCO3	127	NA	127	J-	MS1
BOW-BGWC-53D	Carbonate Alkalinity as CaCO3	5.0	U	5.0	UJ	MS1
BOW-BGWC-53D	Bicarbonate Alkalinity as CaCO3	127	NA	127	J-	MS1
BOW-BGWC-53D	Alkalinity Total as CaCO3	127	M1	127	J-	MS1

mg/L-milligrams per liter
U-not detected at or above the MDC
NA-not applicable
M1- Laboratory flag indicating the matrix spike recovery exceeded laboratory specified acceptance criteria

3.5 Laboratory Control Sample

LCSs were analyzed at the proper frequency for the number and types of samples analyzed (one per batch of 20 samples). The recovery results were within the laboratory specified acceptance criteria.

3.6 Laboratory Duplicate

A sample set specific laboratory duplicate was reported for TDS using sample BOW-BGWC-53D. The RPD result was within the laboratory specified acceptance criteria.

A batch laboratory duplicate was also reported for TDS. Since these were batch QC, there was no impact on the data and qualifications were not applied.

3.7 Field Blank

One field blank BOW-AP1-FB-13 was collected with the sample set. The wet chemistry parameters were not detected in the field blanks at or above the MDLs, with the following exception.

TDS (66.0 mg/L) was detected in the field blank at a concentration greater than the RL. Since TDS was either not detected or detected at concentrations greater than ten times the field blank concentration, no qualifications were applied to the data.

3.8 Equipment Blank

One equipment blank BOW-AP1-EB-13 was collected with the sample set. The wet chemistry parameters were not detected in the equipment blanks at or above the MDLs.

3.9 Field Duplicate

One field duplicate BOW-AP1-FD-13 was collected with the sample set. Acceptable precision (RPD < 20% or difference < RL) was demonstrated between the field duplicate and the original sample BOW-BGWC-53D.

3.10 Sensitivity

The samples were reported to the MDLs for anions and to the RLs for alkalinity and TDS. Elevated non-detect results were not reported.

4.0 RADIOCHEMISTRY

The samples were analyzed for radium-226 by US EPA method 9315, radium-228 by US EPA method 9320 and total radium by calculation.

The areas of data review are listed below. A leading check mark (✓) indicates an area of review in which the data were acceptable. A preceding crossed circle (⊗) signifies areas where issues were raised during the course of the validation review and should be considered to determine any impact on data quality and usability.

⊗ Overall Assessment
✓ Holding Times
✓ Method Blank
✓ Matrix Spike/Matrix Spike Duplicate
✓ Laboratory Control Sample
✓ Laboratory Duplicate
✓ Tracers and Carriers
✓ Field Blank
✓ Equipment Blank
✓ Field Duplicate
✓ Sensitivity

4.1 Overall Assessment

The radium-226 and radium-228 data reported in this data set are considered usable for supporting project objectives. The results are considered valid; the analytical completeness defined as the ratio of the number of valid analytical results (valid analytical results include values qualified as estimated) to the total number of analytical results requested on samples submitted for this analysis, for this data set is 100%.

4.1.1 Analysis Anomaly

Total radium was reported at the MDC for radium-226 and radium-228. Radium-226 was detected greater than the MDC in samples BOW-AP1-FD-13 and BOW-BGWC-53D. Since total radium is calculated from radium-226 and radium-228, and radium-226 was greater than the MDC, and based on professional and technical judgment, the total radium concentrations for this sample was reported with no qualifications.

Sample ID	Compound	Laboratory Result (pCi/L)	Laboratory Flag	Validation Result (pCi/L)	Validation Qualifier	Reason Code
BOW-AP1-FD-13	Combined Radium 226 + 228	0.870	U	0.870	NA	RO1
BOW-BGWC-53D	Combined Radium 226 + 228	0.596	U	0.596	NA	RO1

pCi/L-picocuries per liter
U-not detected at or above the MDC
NA-not applicable

4.2 Holding Times

The holding times for the radium-226 and radium-228 analyses of a water sample are 180 days from sample collection to analysis. The holding times were met for the sample analyses.

4.3 Method Blank

Method blanks were analyzed at the proper frequency for the number and types of samples analyzed (one per batch of 20 samples). Method blanks were reported for the radium-226 and radium-228 data. Radium-226 and radium-228 were not detected in the method blanks at or above the MDCs.

4.4 Matrix Spike/Matrix Spike Duplicate

MS/MSD pairs were not reported with data.

4.5 Laboratory Control Sample

LCSs were analyzed at the proper frequency for the number and types of samples analyzed (one per batch of 20 samples). LCS/LCS duplicate (LCSD) pairs were reported for radium-226 and radium-228. The recovery and replicate error ratio (RER) [2 sigma (2σ)] results were within the laboratory specified acceptance criteria.

4.6 Laboratory Duplicate

Laboratory duplicates were not reported with the sample set.

4.7 Tracers and Carriers

Carriers were reported for the radium-226 and radium-228 analyses, and a tracer was reported for the radium-228 analyses. The recovery results were within the laboratory specified acceptance criteria.

4.8 Field Blank

One field blank BOW-AP1-FB-13 was collected with the sample set and analyzed for radium-226 and radium-228. Radium-226 and radium-228 were not detected in the field blanks at or above the MDCs.

4.9 Equipment Blank

One equipment blank BOW-AP1-EB-13 was collected with the sample set with the sample set and analyzed for radiochemistry. Radium-226 and Radium-228 were not detected in the equipment blanks at or above the MDCs, with the following exceptions.

Radium-228 (1.62 pCi/L) and combined radium 226 + 228 (1.68 pCi/L) were detected in equipment blank, BOW-AP1-EB-13, at a concentration greater than the MDC. Since radium-228

and combined radium 226 + 228 were not detected at or above the MDC in the associated samples, no qualifications were applied to the data.

4.10 Field Duplicate

One field duplicate BOW-AP1-FD-13 was collected with the sample set. Acceptable precision (RPD < 20% or difference < RL) was demonstrated between the field duplicate and the original sample BOW-BGWC-53D.

4.11 Sensitivity

The samples were reported to the MDCs. No elevated non-detect results were reported.

---

* * * * *

ATTACHMENT 1
DATA VALIDATION QUALIFIER DEFINITIONS AND INTERPRETATION KEY
Assigned by Geosyntec's Data Validation Team

DATA QUALIFIER DEFINITIONS

U The analyte was analyzed for, but was not detected at or above the reported sample quantitation limit. Upon application of the U qualifier to a reported result, the definition changes to "not detected at or above the reported result".

J The analyte was positively identified; the associated numerical value is the approximate concentration of the analyte in the sample.

J+ The analyte was positively identified; however, the associated numerical value is likely to be higher than the concentration of the analyte in the sample due to positive bias of associated QC or calibration data or attributable to matrix interference.

J- The analyte was positively identified; however, the associated numerical value is likely to be lower than the concentration of the analyte in the sample due to negative bias of associated QC or calibration data or attributable to matrix interference.

UJ The analyte was not detected at or above the reported sample quantitation limit. However, the reported quantitation limit is approximate and may or may not represent the actual limit of quantitation necessary to accurately and precisely measure the analyte in the sample.

R The sample results are rejected due to serious deficiencies in the ability to analyze the sample and meet quality control criteria. The presence or absence of the analyte cannot be verified.

ATTACHMENT 2
DATA VALIDATION REASON CODES
Assigned by Geosyntec's Data Validation Team

DQM Reason Code	Description
AB1	> Samples in batch
AB2	QC sample missing
AB3	Batch analysis time exceeded
BAH	Contamination detected in the Ambient Blank greater than or equal to the Quantitation Limit.
BAL	Contamination detected in the Ambient Blank less than the Quantitation Limit.
BC	Calibration blank contamination
BC1	assoc. result < RL
BC2	assoc. result > RL < mult.
BC3	assoc. result > RL > mult.
BEH	Contamination detected in the Equipment Blank greater than or equal to the Quantitation Limit.
BEL	Contamination detected in the Equipment Blank less than the Quantitation Limit.
BF	Field blank contamination
BF1	assoc. result < RL
BF2	assoc. result > RL < mult.
BF3	assoc. result > RL > mult.
BFH	Contamination detected in the Field Blank greater than or equal to the Quantitation Limit.
BFL	Contamination detected in the Field Blank less than the Quantitation Limit.
BL	Laboratory blank contamination
BL1	assoc. result < RL
BL2	assoc. result > RL < mult.
BL3	assoc. result > RL > mult.
BLH	Contamination detected in the Lab Blank greater than or equal to the Quantitation Limit.
BLL	Contamination detected in the Lab Blank less than the Quantitation Limit.
BT	Trip blank contamination
BT1	assoc. result < RL
BT2	assoc. result > RL < mult.
BT3	assoc. result > RL > mult.
BTH	Contamination detected in the Trip Blank greater than or equal to the Quantitation Limit.
BTL	Contamination detected in the Trip Blank less than the Quantitation Limit.
CA1	Column difference
CC1	CCV %D
CC2	CCV %R
CC3	CCV RRF
CI1	IC RSD
CI2	IC RRF
CR1	Calibration range
CV1	ICV or CCV %D
CV2	ICV or CCV %R

DQM Reason Code	Description
CV3	ICV CCV RRF
DF1	Dilution Factor > 1
DL	Dilution Factor > 1
DVT1	The Dissolved Result > Total Result and the absolute difference > the AD_MULTIPLIER_CL * Detection Limit
DVT2	The Dissolved Result > Total Result and the absolute difference > AD_MULTIPLIER_UCO * Detection Limit
DVT3	The Dissolved Result > Total Result and the relative percent difference (RPD) > RPD_CL
DVT4	The Dissolved Result > Total Result and the relative percent difference (RPD) > RPD_UCO
ER1	MDL=<RESULT<RL (INORGANIC)
ER2	MDL=<RESULT<RL (ORGANIC)
FBC1	BLANK CONTAMINATION
FBC2	RESULT < BLANK * MULTIPLIER
FBC3	RESULT > BLANK * MULTIPLIER
FD1	Field duplicate RPD
FD2	Field duplicate abs. diff.
GHT1	GROSS_QUALIFIER_HIT
GHT2	GROSS_QUALIFIER_NON_DETECT
HP1	Hydrocarbon pattern
HT1	Holding time samp. to preservation
HT2	Holding time samp. to analysis
HT3	Holding time gros. samp. to pres.
HT4	Holding time gros. samp. to analysis
IS1	Internal standard
LBC1	BLANK CONTAMINATION
LBC2	RESULT < BLANK * MULTIPLIER
LBC3	RESULT > BLANK * MULTIPLIER
LD1	Lab duplicate RPD
LD2	Lab duplicate abs. diff.
LS1	LS %R
LS2	LS RPD
MS1	MS %R
MS2	MS RPD
MS3	Parent >4x spike
MS4	Spike diluted out
NP1	Non-Preferred Result
NR1	NUMERIC RESULTS

DQM Reason Code	Description
OT1	Other quality issue
PS1	BETWEEN CONTROL AND WARNING LIMITS
PS2	INVALID
PS3	LESS THAN LOWER CONTROL LIMIT
PS4	LESS THAN LOWER WARNING LIMIT
PT1	The preservative for this test id does not match the required preservative in RT_HOLDING_TIME.
RDL1	EXCEEDS REQUIRED DETECTION LIMIT
RL1	ND > project limit
RO1	Other rad. issue
RPD1	LCS/LCSD
RPD2	LCS/LCSD_NON_DETECT
RPD3	MS/MSD
RPD4	MS/MSD_NON_DETECT
RPD5	Orig/Dup
RPD6	Orig/Dup_NON_DETECT
RPDF1	FIELD DUPLICATE
RPDF2	FIELD DUPLICATE NON_DETECT
RQ1	Rad. quantitation issue
RR1	Repeated result same method
RR2	Repeated result diff. method
RSD1	RSD exceeds CL for LCS sample
RSD2	RSD exceeds CL for MS sample
RSD3	RSD exceeds CL for Lab sample
RSD4	RSD exceeds CL for Field sample
RY1	Tracer or carrier
SD1	Serial dilution
SO1	High moisture
SO2	Wet weight
SP1	Preservation, temp
SP2	Preservation, pH
SP3	Preservation, headspace
SPR1	BLANK SPIKE > UCL
SPR10	EarthSoft.DQM.SpikeRecovery2
SPR11	EarthSoft.DQM.SpikeRecovery2
SPR12	EarthSoft.DQM.SpikeRecovery2
SPR2	INORGANIC SPIKE > UCL
SPR3	ORGANIC SPIKE > UCL
SPR4	LCL > BLANK > LOW_CUTOFF

DQM Reason Code	Description
SPR5	LCL > INORG > LOW_CUTOFF
SPR6	LCL > ORG > LOW_CUTOFF
SPR7	BLANK SPIKE < LOW_CUTOFF
SPR8	INORGANIC SPIKE < LOW_CUTOFF
SPR9	ORGANIC SPIKE < LOW_CUTOFF
SU	Surrogate outlier
SU1	Surrogate
SU2	Surrogate diluted out
SURR1	ASSO. DETECTS OF LCL > REC > LOW_CUTOFF
SURR10	EarthSoft.DQM.SurrogateRecovery
SURR11	EarthSoft.DQM.SurrogateRecovery
SURR12	EarthSoft.DQM.SurrogateRecovery
SURR2	ASSO. DETECTS OF REC < LOW_CUTOFF
SURR3	ASSO. DETECTS OF REC > UCL
SURR4	ASSO. NDS OF LCL > REC > LOW_CUTOFF
SURR5	ASSO. NDS OF REC < LOW_CUTOFF
SURR6	ASSO. NDS OF REC > UCL
SURR7	LCL > REC > LOW_CUTOFF
SURR8	REC < LOW_CUTOFF
SURR9	REC > UCL
TBC1	BLANK CONTAMINATION
TBC2	RESULT < BLANK * MULTIPLIER
TBC3	RESULT > BLANK * MULTIPLIER
TR	Trace Detection
TR1	Trace detection
TRA1	Tracer is outside of UCL or LCL
TRA2	Associated result of a tracer less than the LCL
TRA3	Associated detect result of a tracer greater than the UCL
VC1	Canister vacuum
VC2	Canister contamination
VSU1	INVALID SAMPLE UNIT TYPE
VSU2	MISSING SAMPLE UNIT TYPE
VSU3	NON-DEFAULT RESULT UNIT

AD-Absolute Difference
CCV-Continuous Calibration Verification
CL-Control Limit
%D-Percent Difference
IC-Initial Calibration
ICV-Initial Calibration Verification
INORG-Inorganic
LCL-Lower Control Limit
LCS-Laboratory Control Spike
LCSD-Laboratory Control Spike Duplicate
LS-Laboratory Spike
MDL-Method Detection Limit
MS-Matrix Spike
MSD-Matrix Spike Duplicate
ND-Not Detected
ORG-Organic
QC-Quality Control
%R-Percent Recovery
REC-Recovery
RL-Reporting Limit
RPD-Relative Percent Difference
RRF-Relative Response Factor
RSD-Relative Standard Deviation
UCL-Upper Control Limit
UCO-Upper Cut Off

Field Sampling Forms

January 2024

Low-Flow Test Report:

Test Date / Time: 2/8/2024 10:02:13 AM
Project: Plant Bowen AP January 2024
Operator Name: Jay Siewert

Location Name: BGWA-2 **Well Diameter: 2 in** **Casing Type: PVC** **Screen Length: 10 ft** **Top of Screen: 79.17 ft** **Total Depth: 89.17 ft** **Initial Depth to Water: 57.8 ft**	**Pump Type: Solinst Model 408** **Tubing Type: LDPE** **Pump Intake From TOC: 84.17 ft** **Estimated Total Volume Pumped: 15000 ml** **Flow Cell Volume: 90 ml** **Final Flow Rate: 120 ml/min** **Final Draw Down: 0.04 ft**	**Instrument Used: Aqua TROLL 400** **Serial Number: 789310**

Test Notes:
Prepurged 2 L.

Low-Flow Readings:

Date Time	Elapsed Time	pH	Temperature	Specific Conductivity	RDO Concentration	Turbidity	ORP	Depth to Water	Salinity	Flow
		+/- 0.1	+/- 1000 %	+/- 5 %	+/- 10 %	+/- 5	+/- 1000 %	+/- 0.3	+/- 1000 %	
2/8/2024 10:02 AM	00:00	6.95 pH	15.19 °C	398.40 µS/cm	1.14 mg/L	43.10 NTU	69.9 mV	57.82 ft	0.19 PSU	120.00 ml/min
2/8/2024 10:07 AM	05:00	6.97 pH	15.73 °C	392.26 µS/cm	1.21 mg/L	39.00 NTU	84.8 mV	57.82 ft	0.19 PSU	120.00 ml/min
2/8/2024 10:12 AM	10:00	6.97 pH	16.27 °C	394.85 µS/cm	1.43 mg/L	59.00 NTU	84.0 mV	57.82 ft	0.19 PSU	120.00 ml/min
2/8/2024 10:17 AM	15:00	6.99 pH	16.05 °C	392.32 µS/cm	1.53 mg/L	27.20 NTU	86.0 mV	57.82 ft	0.19 PSU	120.00 ml/min
2/8/2024 10:22 AM	20:00	7.00 pH	16.03 °C	393.06 µS/cm	1.69 mg/L	20.00 NTU	85.6 mV	57.82 ft	0.19 PSU	120.00 ml/min
2/8/2024 10:27 AM	25:00	7.02 pH	16.09 °C	392.84 µS/cm	1.89 mg/L	13.70 NTU	86.1 mV	57.82 ft	0.19 PSU	120.00 ml/min
2/8/2024 10:32 AM	30:00	7.03 pH	15.87 °C	392.21 µS/cm	1.98 mg/L	11.60 NTU	85.9 mV	57.82 ft	0.19 PSU	120.00 ml/min
2/8/2024 10:37 AM	35:00	7.04 pH	15.50 °C	395.12 µS/cm	2.10 mg/L	11.50 NTU	86.8 mV	57.82 ft	0.19 PSU	120.00 ml/min
2/8/2024 10:42 AM	40:00	7.04 pH	15.60 °C	394.46 µS/cm	2.15 mg/L	10.27 NTU	85.4 mV	57.82 ft	0.19 PSU	120.00 ml/min
2/8/2024 10:47 AM	45:00	7.06 pH	15.47 °C	391.83 µS/cm	2.23 mg/L	10.66 NTU	87.0 mV	57.82 ft	0.19 PSU	120.00 ml/min
2/8/2024 10:52 AM	50:00	7.05 pH	15.69 °C	394.52 µS/cm	2.20 mg/L	21.60 NTU	85.8 mV	57.82 ft	0.19 PSU	120.00 ml/min
2/8/2024 10:57 AM	55:00	7.05 pH	15.82 °C	393.45 µS/cm	2.29 mg/L	9.88 NTU	85.4 mV	57.82 ft	0.19 PSU	120.00 ml/min
2/8/2024 11:02 AM	01:00:00	7.06 pH	15.78 °C	393.16 µS/cm	2.37 mg/L	13.80 NTU	85.3 mV	57.82 ft	0.19 PSU	120.00 ml/min
2/8/2024 11:07 AM	01:05:00	7.06 pH	15.74 °C	392.42 µS/cm	2.42 mg/L	12.80 NTU	87.1 mV	57.82 ft	0.19 PSU	120.00 ml/min
2/8/2024 11:12 AM	01:10:00	7.06 pH	15.69 °C	392.96 µS/cm	2.52 mg/L	8.23 NTU	85.7 mV	57.82 ft	0.19 PSU	120.00 ml/min

2/8/2024 11:17 AM	01:15:00	7.06 pH	15.73 °C	393.46 µS/cm	2.53 mg/L	24.00 NTU	86.1 mV	57.82 ft	0.19 PSU	120.00 ml/min
2/8/2024 11:22 AM	01:20:00	7.05 pH	15.87 °C	392.83 µS/cm	2.57 mg/L	32.10 NTU	85.8 mV	57.82 ft	0.19 PSU	120.00 ml/min
2/8/2024 11:27 AM	01:25:00	7.05 pH	15.66 °C	393.88 µS/cm	2.73 mg/L	9.71 NTU	87.4 mV	57.83 ft	0.19 PSU	120.00 ml/min
2/8/2024 11:32 AM	01:30:00	7.05 pH	15.92 °C	394.04 µS/cm	2.82 mg/L	8.79 NTU	87.0 mV	57.83 ft	0.19 PSU	120.00 ml/min
2/8/2024 11:37 AM	01:35:00	7.04 pH	15.98 °C	392.79 µS/cm	2.86 mg/L	8.52 NTU	85.5 mV	57.84 ft	0.19 PSU	120.00 ml/min
2/8/2024 11:42 AM	01:40:00	7.04 pH	16.08 °C	392.17 µS/cm	2.94 mg/L	6.48 NTU	84.9 mV	57.84 ft	0.19 PSU	120.00 ml/min
2/8/2024 11:47 AM	01:45:00	7.03 pH	16.01 °C	393.96 µS/cm	3.03 mg/L	5.62 NTU	87.2 mV	57.84 ft	0.19 PSU	120.00 ml/min
2/8/2024 11:52 AM	01:50:00	7.03 pH	16.09 °C	391.68 µS/cm	3.08 mg/L	6.34 NTU	87.0 mV	57.84 ft	0.19 PSU	120.00 ml/min
2/8/2024 11:57 AM	01:55:00	7.02 pH	16.14 °C	393.26 µS/cm	3.18 mg/L	4.26 NTU	85.5 mV	57.84 ft	0.19 PSU	120.00 ml/min
2/8/2024 12:02 PM	02:00:00	7.02 pH	16.22 °C	392.75 µS/cm	3.20 mg/L	4.14 NTU	85.9 mV	57.84 ft	0.19 PSU	120.00 ml/min
2/8/2024 12:07 PM	02:05:00	7.01 pH	16.27 °C	392.57 µS/cm	3.22 mg/L	4.11 NTU	85.4 mV	57.84 ft	0.19 PSU	120.00 ml/min

Samples

Sample ID:	Description:
BGWA-2	Metals, Inorganics, Alkalinity, TDS, Sulfide, Radium

Low-Flow Test Report:

Test Date / Time: 1/31/2024 12:38:14 PM
Project: Plant Bowen AP January 2024
Operator Name: Kevin Stephenson

Location Name: BGWA-6 **Well Diameter: 2 in** **Casing Type: PVC** **Screen Length: 10 ft** **Top of Screen: 52.74 ft** **Total Depth: 62.74 ft** **Initial Depth to Water: 45.06 ft**	**Pump Type: QED Dedicated** **Tubing Type: LDPE** **Pump Intake From TOC: 57.74 ft** **Estimated Total Volume Pumped: 2500 ml** **Flow Cell Volume: 90 ml** **Final Flow Rate: 100 ml/min** **Final Draw Down: 0.15 ft**	**Instrument Used: Aqua TROLL 400** **Serial Number: 789317**

Test Notes:
Pre-purged 1 liter.

Low-Flow Readings:

Date Time	Elapsed Time	pH	Temperature	Specific Conductivity	RDO Concentration	Turbidity	ORP	Depth to Water	Salinity	Flow
		+/- 0.1	+/- 1000 %	+/- 5 %	+/- 10 %	+/- 5	+/- 1000 %	+/- 0.3	+/- 1000 %	
1/31/2024 12:38 PM	00:00	6.90 pH	29.99 °C	497.94 µS/cm	1.03 mg/L	1.02 NTU	4.4 mV	45.20 ft	0.26 PSU	100.00 ml/min
1/31/2024 12:43 PM	05:00	6.74 pH	20.71 °C	590.41 µS/cm	0.62 mg/L	1.31 NTU	20.1 mV	45.21 ft	0.32 PSU	100.00 ml/min
1/31/2024 12:48 PM	10:00	6.67 pH	21.56 °C	585.42 µS/cm	0.48 mg/L	3.11 NTU	29.4 mV	45.21 ft	0.32 PSU	100.00 ml/min
1/31/2024 12:53 PM	15:00	6.64 pH	22.21 °C	580.00 µS/cm	0.44 mg/L	3.56 NTU	36.8 mV	45.21 ft	0.31 PSU	100.00 ml/min
1/31/2024 12:58 PM	20:00	6.64 pH	21.91 °C	576.26 µS/cm	0.37 mg/L	3.86 NTU	43.8 mV	45.21 ft	0.31 PSU	100.00 ml/min
1/31/2024 1:03 PM	25:00	6.64 pH	22.09 °C	572.71 µS/cm	0.37 mg/L	3.75 NTU	49.3 mV	45.21 ft	0.31 PSU	100.00 ml/min

Samples

Sample ID:	Description:
BGWA-6	Metals, Inorganics, Alkalinity, TDS, Sulfide, Radium

Low-Flow Test Report:

Test Date / Time: 2/1/2024 11:32:18 AM
Project: Plant Bowen AP January 2024
Operator Name: Kevin Stephenson

Location Name: BGWC-7 **Well Diameter: 2 in** **Casing Type: PVC** **Screen Length: 10 ft** **Top of Screen: 80.4 ft** **Total Depth: 90.4 ft** **Initial Depth to Water: 39.12 ft**	**Pump Type: QED Dedicated** **Tubing Type: LDPE** **Pump Intake From TOC: 85.4 ft** **Estimated Total Volume Pumped: 9500 ml** **Flow Cell Volume: 90 ml** **Final Flow Rate: 100 ml/min** **Final Draw Down: 40.5 ft**	**Instrument Used: Aqua TROLL 400** **Serial Number: 893479**

Test Notes:
WL dropped below top of pump and into screen. Complete evacuation method initiated. Samples to be collected 2/2.

Low-Flow Readings:

Date Time	Elapsed Time	pH	Temperature	Specific Conductivity	RDO Concentration	Turbidity	ORP	Depth to Water	Salinity	Flow
		+/- 0.1	+/- 1000 %	+/- 5 %	+/- 10 %	+/- 5	+/- 1000 %	+/- 0.3	+/- 1000 %	
2/1/2024 11:32 AM	00:00	7.00 pH	17.79 °C	1,023.7 µS/cm	1.39 mg/L	1.28 NTU	50.7 mV	66.48 ft	0.57 PSU	200.00 ml/min
2/1/2024 11:37 AM	05:00	7.02 pH	17.73 °C	1,036.5 µS/cm	1.51 mg/L	0.51 NTU	45.7 mV	67.68 ft	0.58 PSU	200.00 ml/min
2/1/2024 11:42 AM	10:00	7.03 pH	17.76 °C	1,037.3 µS/cm	1.58 mg/L	1.49 NTU	42.5 mV	68.60 ft	0.58 PSU	200.00 ml/min
2/1/2024 11:47 AM	15:00	7.03 pH	17.82 °C	1,041.4 µS/cm	1.67 mg/L	0.62 NTU	39.8 mV	69.80 ft	0.58 PSU	200.00 ml/min
2/1/2024 11:52 AM	20:00	7.03 pH	17.86 °C	1,041.5 µS/cm	1.67 mg/L	1.07 NTU	37.9 mV	72.11 ft	0.58 PSU	200.00 ml/min
2/1/2024 11:57 AM	25:00	7.03 pH	18.02 °C	1,042.2 µS/cm	1.61 mg/L	0.85 NTU	36.5 mV	74.48 ft	0.58 PSU	200.00 ml/min
2/1/2024 12:02 PM	30:00	7.04 pH	18.08 °C	1,028.9 µS/cm	1.53 mg/L	0.40 NTU	35.5 mV	75.25 ft	0.57 PSU	100.00 ml/min
2/1/2024 12:07 PM	35:00	7.04 pH	18.08 °C	1,032.4 µS/cm	1.48 mg/L	0.63 NTU	34.6 mV	75.96 ft	0.57 PSU	100.00 ml/min
2/1/2024 12:12 PM	40:00	7.04 pH	18.06 °C	1,033.5 µS/cm	1.40 mg/L	0.92 NTU	33.6 mV	77.21 ft	0.58 PSU	100.00 ml/min
2/1/2024 12:17 PM	45:00	7.04 pH	18.01 °C	1,034.0 µS/cm	1.34 mg/L	0.40 NTU	31.5 mV	77.67 ft	0.58 PSU	100.00 ml/min
2/1/2024 12:22 PM	50:00	7.04 pH	18.06 °C	1,035.8 µS/cm	1.31 mg/L	0.31 NTU	29.6 mV	78.25 ft	0.58 PSU	100.00 ml/min
2/1/2024 12:27 PM	55:00	7.04 pH	18.10 °C	1,034.6 µS/cm	1.29 mg/L	0.63 NTU	28.1 mV	79.01 ft	0.58 PSU	100.00 ml/min
2/1/2024 12:32 PM	01:00:00	7.04 pH	18.13 °C	1,036.6 µS/cm	1.30 mg/L	0.49 NTU	26.6 mV	79.62 ft	0.58 PSU	100.00 ml/min
2/1/2024 12:37 PM	01:05:00	7.04 pH	18.18 °C	1,037.7 µS/cm	1.32 mg/L	0.39 NTU	25.1 mV	79.62 ft	0.58 PSU	100.00 ml/min

Samples

Sample ID:	Description:

Low-Flow Test Report:

Test Date / Time: 2/2/2024 11:38:21 AM
Project: Plant Bowen AP January 2024
Operator Name: William Laaker

Location Name: BGWC-7 **Well Diameter: 2 in** **Casing Type: PVC** **Screen Length: 10 ft** **Top of Screen: 80.4 ft** **Total Depth: 90.4 ft** **Initial Depth to Water: 59.56 ft**	**Pump Type: QED Dedicated** **Tubing Type: LDPE** **Pump Intake From TOC: 85.4 ft** **Estimated Total Volume Pumped: 260 ml** **Flow Cell Volume: 90 ml** **Final Flow Rate: 130 ml/min** **Final Draw Down: 1.07 ft**	**Instrument Used: Aqua TROLL 400** **Serial Number: 789301**

Test Notes:
Complete evac on 2/1/24.

Low-Flow Readings:

Date Time	Elapsed Time	pH	Temperature	Specific Conductivity	RDO Concentration	Turbidity	ORP	Depth to Water	Salinity	Flow
		+/- 0.1	+/- 1000 %	+/- 5 %	+/- 10 %	+/- 5	+/- 1000 %	+/- 0.3	+/- 1000 %	
2/2/2024 11:38 AM	00:00	6.92 pH	16.47 °C	921.85 µS/cm	3.85 mg/L	0.21 NTU	140.9 mV	60.22 ft	0.46 PSU	130.00 ml/min
2/2/2024 11:39 AM	01:00	6.90 pH	16.96 °C	934.81 µS/cm	3.11 mg/L	0.38 NTU	115.5 mV	60.42 ft	0.46 PSU	130.00 ml/min
2/2/2024 11:40 AM	02:00	6.89 pH	17.33 °C	923.92 µS/cm	2.98 mg/L	0.34 NTU	98.3 mV	60.63 ft	0.46 PSU	130.00 ml/min

Samples

Sample ID:	Description:
BGWC-7	Metals, Inorganics, Alkalinity, TDS, Sulfide, Radium

Created using VuSitu from In-Situ, Inc.

Low-Flow Test Report:

Test Date / Time: 2/1/2024 10:54:44 AM
Project: Plant Bowen AP January 2024
Operator Name: Jay Siewert

Location Name: BGWC-8 **Well Diameter: 2 in** **Casing Type: PVC** **Screen Length: 10 ft** **Top of Screen: 69.73 ft** **Total Depth: 79.73 ft** **Initial Depth to Water: 41.14 ft**	**Pump Type: QED Dedicated** **Tubing Type: LDPE** **Pump Intake From TOC: 74.73 ft** **Estimated Total Volume Pumped: 3000 ml** **Flow Cell Volume: 90 ml** **Final Flow Rate: 120 ml/min** **Final Draw Down: 0.01 ft**	**Instrument Used: Aqua TROLL 400** **Serial Number: 789310**

Test Notes:
Prepurged 2L.

Low-Flow Readings:

Date Time	Elapsed Time	pH	Temperature	Specific Conductivity	RDO Concentration	Turbidity	ORP	Depth to Water	Salinity	Flow
		+/- 0.1	+/- 1000 %	+/- 5 %	+/- 10 %	+/- 5	+/- 1000 %	+/- 0.3	+/- 1000 %	
2/1/2024 10:54 AM	00:00	6.91 pH	16.15 °C	358.84 µS/cm	5.04 mg/L	3.66 NTU	156.6 mV	41.15 ft	0.17 PSU	120.00 ml/min
2/1/2024 10:59 AM	05:00	6.93 pH	16.26 °C	357.80 µS/cm	5.00 mg/L	3.43 NTU	156.7 mV	41.15 ft	0.17 PSU	120.00 ml/min
2/1/2024 11:04 AM	10:00	6.95 pH	16.23 °C	357.29 µS/cm	4.95 mg/L	2.98 NTU	156.0 mV	41.15 ft	0.17 PSU	120.00 ml/min
2/1/2024 11:09 AM	15:00	6.95 pH	16.36 °C	359.94 µS/cm	4.99 mg/L	2.43 NTU	155.2 mV	41.15 ft	0.17 PSU	120.00 ml/min
2/1/2024 11:14 AM	20:00	6.97 pH	16.18 °C	359.76 µS/cm	4.96 mg/L	2.63 NTU	155.4 mV	41.15 ft	0.17 PSU	120.00 ml/min
2/1/2024 11:19 AM	25:00	6.98 pH	16.32 °C	360.39 µS/cm	4.93 mg/L	2.47 NTU	154.8 mV	41.15 ft	0.17 PSU	120.00 ml/min

Samples

Sample ID:	Description:
BGWC-8	Metals, Inorganics, Alkalinity, TDS, Sulfide, Radium

Low-Flow Test Report:

Test Date / Time: 2/1/2024 10:04:19 AM
Project: Plant Bowen AP January 2024
Operator Name: William Laaker

Location Name: BGWC-9 **Well Diameter: 2 in** **Casing Type: PVC** **Screen Length: 10 ft** **Top of Screen: 53.74 ft** **Total Depth: 63.74 ft** **Initial Depth to Water: 25.21 ft**	**Pump Type: QED Dedicated** **Tubing Type: LDPE** **Pump Intake From TOC: 58.74 ft** **Estimated Total Volume Pumped: 12000 ml** **Flow Cell Volume: 90 ml** **Final Flow Rate: 160 ml/min** **Final Draw Down: 0.09 ft**	**Instrument Used: Aqua TROLL 400** **Serial Number: 789301**

Test Notes:
Prepurged 1 L.

Low-Flow Readings:

Date Time	Elapsed Time	pH	Temperature	Specific Conductivity	RDO Concentration	Turbidity	ORP	Depth to Water	Salinity	Flow
		+/- 0.1	+/- 1000 %	+/- 5 %	+/- 10 %	+/- 5	+/- 1000 %	+/- 0.3	+/- 1000 %	
2/1/2024 10:04 AM	00:00	7.12 pH	16.38 °C	621.59 µS/cm	0.71 mg/L	11.86 NTU	137.5 mV	25.30 ft	0.30 PSU	160.00 ml/min
2/1/2024 10:09 AM	05:00	7.10 pH	16.74 °C	640.58 µS/cm	0.58 mg/L	10.11 NTU	111.5 mV	25.30 ft	0.31 PSU	160.00 ml/min
2/1/2024 10:14 AM	10:00	7.08 pH	16.92 °C	621.24 µS/cm	0.95 mg/L	9.28 NTU	105.7 mV	25.30 ft	0.30 PSU	160.00 ml/min
2/1/2024 10:19 AM	15:00	7.08 pH	17.14 °C	612.26 µS/cm	1.04 mg/L	8.35 NTU	103.2 mV	25.30 ft	0.30 PSU	160.00 ml/min
2/1/2024 10:24 AM	20:00	7.08 pH	16.82 °C	599.09 µS/cm	1.26 mg/L	7.61 NTU	102.0 mV	25.30 ft	0.29 PSU	160.00 ml/min
2/1/2024 10:29 AM	25:00	7.07 pH	16.85 °C	594.34 µS/cm	1.44 mg/L	6.33 NTU	101.2 mV	25.30 ft	0.29 PSU	160.00 ml/min
2/1/2024 10:34 AM	30:00	7.07 pH	17.01 °C	584.38 µS/cm	1.63 mg/L	4.85 NTU	100.5 mV	25.30 ft	0.29 PSU	160.00 ml/min
2/1/2024 10:39 AM	35:00	7.06 pH	17.08 °C	575.23 µS/cm	1.78 mg/L	5.48 NTU	100.1 mV	25.30 ft	0.28 PSU	160.00 ml/min
2/1/2024 10:44 AM	40:00	7.05 pH	17.08 °C	562.55 µS/cm	1.98 mg/L	4.72 NTU	99.9 mV	25.30 ft	0.27 PSU	160.00 ml/min
2/1/2024 10:49 AM	45:00	7.04 pH	17.06 °C	561.93 µS/cm	2.09 mg/L	4.31 NTU	99.6 mV	25.30 ft	0.27 PSU	160.00 ml/min
2/1/2024 10:54 AM	50:00	7.04 pH	17.06 °C	555.69 µS/cm	2.19 mg/L	4.41 NTU	99.5 mV	25.30 ft	0.27 PSU	160.00 ml/min
2/1/2024 10:59 AM	55:00	7.03 pH	17.23 °C	548.42 µS/cm	2.37 mg/L	3.86 NTU	99.4 mV	25.30 ft	0.27 PSU	160.00 ml/min
2/1/2024 11:04 AM	01:00:00	7.03 pH	16.65 °C	541.30 µS/cm	2.44 mg/L	3.47 NTU	99.4 mV	25.30 ft	0.26 PSU	160.00 ml/min
2/1/2024 11:09 AM	01:05:00	7.02 pH	16.92 °C	543.56 µS/cm	2.48 mg/L	3.97 NTU	99.4 mV	25.30 ft	0.27 PSU	160.00 ml/min
2/1/2024 11:14 AM	01:10:00	7.02 pH	16.91 °C	544.60 µS/cm	2.49 mg/L	3.23 NTU	99.3 mV	25.30 ft	0.27 PSU	160.00 ml/min

2/1/2024 11:19 AM	01:15:00	7.01 pH	17.06 °C	545.15 µS/cm	2.53 mg/L	2.91 NTU	99.1 mV	25.30 ft	0.27 PSU	160.00 ml/min

Samples

Sample ID:	Description:
BGWC-9	Metals, Inorganics, Alkalinity, TDS, Sulfide, Radium

Created using VuSitu from In-Situ, Inc.

Low-Flow Test Report:

Test Date / Time: 2/1/2024 12:30:25 PM
Project: Plant Bowen AP January 2024
Operator Name: William Laaker

Location Name: BGWC-10 **Well Diameter: 2 in** **Casing Type: PVC** **Screen Length: 10 ft** **Top of Screen: 52.37 ft** **Total Depth: 62.37 ft** **Initial Depth to Water: 22.37 ft**	**Pump Type: QED Dedicated** **Tubing Type: LDPE** **Pump Intake From TOC: 57.37 ft** **Estimated Total Volume Pumped: 22500 ml** **Flow Cell Volume: 90 ml** **Final Flow Rate: 100 ml/min** **Final Draw Down: 25.95 ft**	**Instrument Used: Aqua TROLL 400** **Serial Number: 789301**

Test Notes:
Prepurged 2 L.
Lowered pump rate to 100 mL/min at 01:20:00.

Low-Flow Readings:

Date Time	Elapsed Time	pH	Temperature	Specific Conductivity	RDO Concentration	Turbidity	ORP	Depth to Water	Salinity	Flow
		+/- 0.1	+/- 1000 %	+/- 5 %	+/- 10 %	+/- 5	+/- 1000 %	+/- 0.3	+/- 1000 %	
2/1/2024 12:30 PM	00:00	7.33 pH	17.12 °C	592.20 µS/cm	1.30 mg/L	1.25 NTU	94.2 mV	26.56 ft	0.29 PSU	200.00 ml/min
2/1/2024 12:35 PM	05:00	7.32 pH	17.56 °C	582.98 µS/cm	1.48 mg/L	1.15 NTU	97.8 mV	27.68 ft	0.29 PSU	200.00 ml/min
2/1/2024 12:40 PM	10:00	7.31 pH	17.46 °C	581.73 µS/cm	1.67 mg/L	0.92 NTU	99.0 mV	29.13 ft	0.28 PSU	200.00 ml/min
2/1/2024 12:45 PM	15:00	7.31 pH	17.27 °C	579.39 µS/cm	1.78 mg/L	1.42 NTU	100.0 mV	30.69 ft	0.28 PSU	200.00 ml/min
2/1/2024 12:50 PM	20:00	7.31 pH	17.36 °C	581.73 µS/cm	1.84 mg/L	0.91 NTU	100.7 mV	32.24 ft	0.28 PSU	200.00 ml/min
2/1/2024 12:55 PM	25:00	7.31 pH	17.33 °C	582.69 µS/cm	1.86 mg/L	0.95 NTU	101.3 mV	33.63 ft	0.28 PSU	200.00 ml/min
2/1/2024 1:00 PM	30:00	7.31 pH	17.23 °C	580.65 µS/cm	1.87 mg/L	0.54 NTU	101.7 mV	35.02 ft	0.28 PSU	200.00 ml/min
2/1/2024 1:05 PM	35:00	7.31 pH	17.30 °C	583.14 µS/cm	1.87 mg/L	1.32 NTU	101.9 mV	36.31 ft	0.29 PSU	200.00 ml/min
2/1/2024 1:10 PM	40:00	7.31 pH	17.47 °C	580.22 µS/cm	1.86 mg/L	1.12 NTU	102.3 mV	37.55 ft	0.28 PSU	200.00 ml/min
2/1/2024 1:15 PM	45:00	7.31 pH	17.18 °C	583.60 µS/cm	1.89 mg/L	0.98 NTU	102.7 mV	38.84 ft	0.29 PSU	200.00 ml/min
2/1/2024 1:20 PM	50:00	7.30 pH	17.41 °C	586.04 µS/cm	1.92 mg/L	0.78 NTU	102.7 mV	40.02 ft	0.29 PSU	200.00 ml/min
2/1/2024 1:25 PM	55:00	7.30 pH	17.27 °C	586.82 µS/cm	1.97 mg/L	0.59 NTU	103.1 mV	41.16 ft	0.29 PSU	200.00 ml/min
2/1/2024 1:30 PM	01:00:00	7.31 pH	17.14 °C	589.49 µS/cm	2.03 mg/L	0.79 NTU	103.2 mV	42.29 ft	0.29 PSU	200.00 ml/min
2/1/2024 1:35 PM	01:05:00	7.30 pH	17.10 °C	592.71 µS/cm	2.14 mg/L	0.80 NTU	99.8 mV	43.44 ft	0.29 PSU	200.00 ml/min
2/1/2024 1:40 PM	01:10:00	7.30 pH	17.30 °C	594.71 µS/cm	2.27 mg/L	0.72 NTU	94.3 mV	44.54 ft	0.29 PSU	200.00 ml/min

2/1/2024 1:45 PM	01:15:00	7.29 pH	17.42 °C	597.35 µS/cm	2.37 mg/L	0.75 NTU	88.8 mV	45.60 ft	0.29 PSU	200.00 ml/min
2/1/2024 1:50 PM	01:20:00	7.28 pH	17.63 °C	597.28 µS/cm	2.40 mg/L	0.72 NTU	81.5 mV	46.64 ft	0.29 PSU	100.00 ml/min
2/1/2024 1:55 PM	01:25:00	7.28 pH	17.63 °C	594.38 µS/cm	2.41 mg/L	0.68 NTU	79.3 mV	47.07 ft	0.29 PSU	100.00 ml/min
2/1/2024 2:00 PM	01:30:00	7.24 pH	17.81 °C	608.23 µS/cm	1.62 mg/L	0.51 NTU	70.7 mV	47.30 ft	0.30 PSU	100.00 ml/min
2/1/2024 2:05 PM	01:35:00	7.23 pH	17.75 °C	611.74 µS/cm	1.35 mg/L	0.35 NTU	69.1 mV	47.55 ft	0.30 PSU	100.00 ml/min
2/1/2024 2:10 PM	01:40:00	7.24 pH	17.64 °C	610.62 µS/cm	1.32 mg/L	0.36 NTU	71.3 mV	47.78 ft	0.30 PSU	100.00 ml/min
2/1/2024 2:15 PM	01:45:00	7.25 pH	17.36 °C	612.23 µS/cm	1.33 mg/L	0.25 NTU	72.7 mV	47.91 ft	0.30 PSU	100.00 ml/min
2/1/2024 2:20 PM	01:50:00	7.24 pH	17.14 °C	616.28 µS/cm	1.02 mg/L	0.24 NTU	69.1 mV	48.06 ft	0.30 PSU	100.00 ml/min
2/1/2024 2:25 PM	01:55:00	7.24 pH	17.34 °C	617.69 µS/cm	1.09 mg/L	0.04 NTU	66.5 mV	48.15 ft	0.30 PSU	100.00 ml/min
2/1/2024 2:30 PM	02:00:00	7.24 pH	17.32 °C	615.64 µS/cm	0.91 mg/L	0.06 NTU	64.6 mV	48.20 ft	0.30 PSU	100.00 ml/min
2/1/2024 2:35 PM	02:05:00	7.23 pH	17.33 °C	618.80 µS/cm	0.64 mg/L	0.06 NTU	60.0 mV	48.22 ft	0.30 PSU	100.00 ml/min
2/1/2024 2:40 PM	02:10:00	7.22 pH	17.25 °C	620.30 µS/cm	0.53 mg/L	0.01 NTU	57.0 mV	48.25 ft	0.30 PSU	100.00 ml/min
2/1/2024 2:45 PM	02:15:00	7.22 pH	17.36 °C	619.80 µS/cm	0.51 mg/L	0.03 NTU	53.1 mV	48.28 ft	0.30 PSU	100.00 ml/min
2/1/2024 2:50 PM	02:20:00	7.23 pH	17.14 °C	618.83 µS/cm	0.53 mg/L	0.04 NTU	52.2 mV	48.30 ft	0.30 PSU	100.00 ml/min
2/1/2024 2:55 PM	02:25:00	7.23 pH	16.93 °C	620.90 µS/cm	0.44 mg/L	0.01 NTU	48.8 mV	48.32 ft	0.30 PSU	100.00 ml/min

Samples

Sample ID:	Description:
BGWC-10	Metals, Inorganics, Alkalinity, TDS, Sulfide, Radium

Created using VuSitu from In-Situ, Inc.

Low-Flow Test Report:

Test Date / Time: 2/1/2024 1:26:16 PM
Project: Plant Bowen AP January 2024
Operator Name: Jay Siewert

Location Name: BGWC-12 **Well Diameter: 2 in** **Casing Type: PVC** **Screen Length: 10 ft** **Top of Screen: 68.28 ft** **Total Depth: 78.28 ft** **Initial Depth to Water: 35.18 ft**	**Pump Type: QED Dedicated** **Tubing Type: LDPE** **Pump Intake From TOC: 73.28 ft** **Estimated Total Volume Pumped: 3000 ml** **Flow Cell Volume: 90 ml** **Final Flow Rate: 120 ml/min** **Final Draw Down: 0.38 ft**	**Instrument Used: Aqua TROLL 400** **Serial Number: 789310**

Test Notes:
Prepurged 2L.

Low-Flow Readings:

Date Time	Elapsed Time	pH	Temperature	Specific Conductivity	RDO Concentration	Turbidity	ORP	Depth to Water	Salinity	Flow
		+/- 0.1	+/- 1000 %	+/- 5 %	+/- 10 %	+/- 5	+/- 1000 %	+/- 0.3	+/- 1000 %	
2/1/2024 1:26 PM	00:00	6.50 pH	18.02 °C	1,559.0 µS/cm	1.13 mg/L	1.38 NTU	47.1 mV	35.52 ft	0.79 PSU	120.00 ml/min
2/1/2024 1:31 PM	05:00	6.49 pH	17.88 °C	1,555.8 µS/cm	1.07 mg/L	0.67 NTU	70.7 mV	35.54 ft	0.79 PSU	120.00 ml/min
2/1/2024 1:36 PM	10:00	6.49 pH	17.45 °C	1,563.5 µS/cm	1.04 mg/L	1.78 NTU	71.4 mV	35.54 ft	0.79 PSU	120.00 ml/min
2/1/2024 1:41 PM	15:00	6.47 pH	17.90 °C	1,567.5 µS/cm	1.01 mg/L	0.50 NTU	71.3 mV	35.55 ft	0.80 PSU	120.00 ml/min
2/1/2024 1:46 PM	20:00	6.47 pH	17.88 °C	1,571.9 µS/cm	0.99 mg/L	0.61 NTU	76.2 mV	35.55 ft	0.80 PSU	120.00 ml/min
2/1/2024 1:51 PM	25:00	6.46 pH	18.27 °C	1,573.3 µS/cm	0.98 mg/L	0.55 NTU	74.7 mV	35.56 ft	0.80 PSU	120.00 ml/min

Samples

Sample ID:	Description:
BGWC-12	Metals, Inorganics, Alkalinity, TDS, Sulfide, Radium

Created using VuSitu from In-Situ, Inc.

Low-Flow Test Report:

Test Date / Time: 2/1/2024 1:40:29 PM
Project: Plant Bowen AP January 2024
Operator Name: Kevin Stephenson

Location Name: BGWC-14A **Well Diameter: 2 in** **Casing Type: PVC** **Screen Length: 10 ft** **Top of Screen: 89.46 ft** **Total Depth: 99.46 ft** **Initial Depth to Water: 69.23 ft**	**Pump Type: QED Dedicated** **Tubing Type: LDPE** **Pump Intake From TOC: 95.94 ft** **Estimated Total Volume Pumped: 3500 ml** **Flow Cell Volume: 90 ml** **Final Flow Rate: 140 ml/min** **Final Draw Down: 0.01 ft**	**Instrument Used: Aqua TROLL 400** **Serial Number: 893479**

Test Notes:
Pre-purged 1 liter.

Low-Flow Readings:

Date Time	Elapsed Time	pH	Temperature	Specific Conductivity	RDO Concentration	Turbidity	ORP	Depth to Water	Salinity	Flow
		+/- 0.1	+/- 1000 %	+/- 5 %	+/- 10 %	+/- 5	+/- 1000 %	+/- 0.3	+/- 1000 %	
2/1/2024 1:40 PM	00:00	6.87 pH	18.85 °C	1,441.6 µS/cm	1.88 mg/L	0.03 NTU	50.2 mV	69.25 ft	0.81 PSU	140.00 ml/min
2/1/2024 1:45 PM	05:00	6.84 pH	18.06 °C	1,452.1 µS/cm	1.04 mg/L	0.08 NTU	50.7 mV	69.23 ft	0.82 PSU	140.00 ml/min
2/1/2024 1:50 PM	10:00	6.84 pH	17.66 °C	1,444.6 µS/cm	0.72 mg/L	0.02 NTU	48.9 mV	69.23 ft	0.82 PSU	140.00 ml/min
2/1/2024 1:55 PM	15:00	6.84 pH	17.84 °C	1,439.8 µS/cm	0.47 mg/L	0.01 NTU	46.8 mV	69.24 ft	0.81 PSU	140.00 ml/min
2/1/2024 2:00 PM	20:00	6.85 pH	17.93 °C	1,439.0 µS/cm	0.37 mg/L	0.02 NTU	44.9 mV	69.24 ft	0.81 PSU	140.00 ml/min
2/1/2024 2:05 PM	25:00	6.85 pH	17.86 °C	1,443.4 µS/cm	0.33 mg/L	0.07 NTU	43.7 mV	69.24 ft	0.82 PSU	140.00 ml/min

Samples

Sample ID:	Description:
BGWC-14A	Metals, Inorganics, Alkalinity, TDS, Sulfide, Radium

Created using VuSitu from In-Situ, Inc.

Low-Flow Test Report:

Test Date / Time: 2/1/2024 3:10:57 PM
Project: Plant Bowen AP January 2024
Operator Name: Kevin Stephenson

Location Name: BGWC-16 **Well Diameter: 2 in** **Casing Type: PVC** **Screen Length: 10 ft** **Top of Screen: 38.99 ft** **Total Depth: 48.99 ft** **Initial Depth to Water: 14.84 ft**	**Pump Type: QED Dedicated** **Tubing Type: LDPE** **Pump Intake From TOC: 43.99 ft** **Estimated Total Volume Pumped: 2800 ml** **Flow Cell Volume: 90 ml** **Final Flow Rate: 140 ml/min** **Final Draw Down: 0.07 ft**	**Instrument Used: Aqua TROLL 400** **Serial Number: 893479**

Test Notes:
Pre-purged 2 liters.

Low-Flow Readings:

Date Time	Elapsed Time	pH	Temperature	Specific Conductivity	RDO Concentration	Turbidity	ORP	Depth to Water	Salinity	Flow
		+/- 0.1	+/- 1000 %	+/- 5 %	+/- 10 %	+/- 5	+/- 1000 %	+/- 0.3	+/- 1000 %	
2/1/2024 3:10 PM	00:00	6.51 pH	18.44 °C	1,490.7 µS/cm	0.39 mg/L	3.72 NTU	47.5 mV	14.91 ft	0.84 PSU	140.00 ml/min
2/1/2024 3:15 PM	05:00	6.51 pH	18.17 °C	1,498.7 µS/cm	0.27 mg/L	3.15 NTU	49.3 mV	14.91 ft	0.85 PSU	140.00 ml/min
2/1/2024 3:20 PM	10:00	6.51 pH	18.13 °C	1,501.0 µS/cm	0.24 mg/L	3.88 NTU	50.2 mV	14.91 ft	0.85 PSU	140.00 ml/min
2/1/2024 3:25 PM	15:00	6.51 pH	18.15 °C	1,506.0 µS/cm	0.20 mg/L	3.20 NTU	49.9 mV	14.91 ft	0.85 PSU	140.00 ml/min
2/1/2024 3:30 PM	20:00	6.51 pH	18.22 °C	1,503.5 µS/cm	0.22 mg/L	3.00 NTU	50.2 mV	14.91 ft	0.85 PSU	140.00 ml/min

Samples

Sample ID:	Description:
BGWC-16	Metals, Inorganics, Alkalinity, TDS, Sulfide, Radium

Created using VuSitu from In-Situ, Inc.

Low-Flow Test Report:

Test Date / Time: 2/1/2024 3:37:02 PM
Project: Plant Bowen AP January 2024
Operator Name: Jay Siewert

Location Name: BGWC-17 **Well Diameter: 2 in** **Casing Type: PVC** **Screen Length: 10 ft** **Top of Screen: 58.39 ft** **Total Depth: 68.39 ft** **Initial Depth to Water: 13.23 ft**	**Pump Type: QED Dedicated** **Tubing Type: LDPE** **Pump Intake From TOC: 63.39 ft** **Estimated Total Volume Pumped: 3500 ml** **Flow Cell Volume: 90 ml** **Final Flow Rate: 140 ml/min** **Final Draw Down: 0.07 ft**	**Instrument Used: Aqua TROLL 400** **Serial Number: 789310**

Test Notes:
Prepurged 2.5L.

Low-Flow Readings:

Date Time	Elapsed Time	pH	Temperature	Specific Conductivity	RDO Concentration	Turbidity	ORP	Depth to Water	Salinity	Flow
		+/- 0.1	+/- 1000 %	+/- 5 %	+/- 10 %	+/- 5	+/- 1000 %	+/- 0.3	+/- 1000 %	
2/1/2024 3:37 PM	00:00	6.96 pH	17.54 °C	754.85 µS/cm	0.42 mg/L	1.10 NTU	45.7 mV	13.27 ft	0.37 PSU	140.00 ml/min
2/1/2024 3:42 PM	05:00	6.92 pH	17.61 °C	754.57 µS/cm	0.31 mg/L	0.80 NTU	-33.0 mV	13.30 ft	0.37 PSU	140.00 ml/min
2/1/2024 3:47 PM	10:00	6.90 pH	17.31 °C	760.82 µS/cm	0.25 mg/L	0.31 NTU	86.9 mV	13.30 ft	0.38 PSU	140.00 ml/min
2/1/2024 3:52 PM	15:00	6.88 pH	17.21 °C	761.84 µS/cm	0.25 mg/L	0.49 NTU	88.9 mV	13.30 ft	0.38 PSU	140.00 ml/min
2/1/2024 3:57 PM	20:00	6.87 pH	17.12 °C	761.77 µS/cm	0.20 mg/L	0.82 NTU	92.0 mV	13.30 ft	0.38 PSU	140.00 ml/min
2/1/2024 4:02 PM	25:00	6.87 pH	17.03 °C	763.68 µS/cm	0.19 mg/L	0.81 NTU	90.9 mV	13.30 ft	0.38 PSU	140.00 ml/min

Samples

Sample ID:	Description:
BGWC-17	Metals, Inorganics, Alkalinity, TDS, Sulfide, Radium

Low-Flow Test Report:

Test Date / Time: 2/2/2024 10:51:09 AM
Project: Plant Bowen AP January 2024
Operator Name: Jay Siewert

Location Name: BGWC-18 **Well Diameter: 2 in** **Casing Type: PVC** **Screen Length: 10 ft** **Top of Screen: 27.95 ft** **Total Depth: 37.95 ft** **Initial Depth to Water: 11.08 ft**	**Pump Type: QED Dedicated** **Tubing Type: LDPE** **Pump Intake From TOC: 32.95 ft** **Estimated Total Volume Pumped: 3750 ml** **Flow Cell Volume: 90 ml** **Final Flow Rate: 150 ml/min** **Final Draw Down: 0.07 ft**	**Instrument Used: Aqua TROLL 400** **Serial Number: 789310**

Test Notes:
Prepurged 2L.

Low-Flow Readings:

Date Time	Elapsed Time	pH	Temperature	Specific Conductivity	RDO Concentration	Turbidity	ORP	Depth to Water	Salinity	Flow
		+/- 0.1	+/- 1000 %	+/- 5 %	+/- 10 %	+/- 5	+/- 1000 %	+/- 0.3	+/- 1000 %	
2/2/2024 10:51 AM	00:00	6.00 pH	17.05 °C	367.03 µS/cm	3.94 mg/L	0.82 NTU	80.5 mV	11.14 ft	0.18 PSU	150.00 ml/min
2/2/2024 10:56 AM	05:00	5.90 pH	17.03 °C	363.46 µS/cm	3.92 mg/L	0.44 NTU	1.2 mV	11.15 ft	0.18 PSU	150.00 ml/min
2/2/2024 11:01 AM	10:00	5.84 pH	17.13 °C	361.84 µS/cm	3.91 mg/L	0.89 NTU	76.4 mV	11.15 ft	0.17 PSU	150.00 ml/min
2/2/2024 11:06 AM	15:00	5.82 pH	17.17 °C	361.06 µS/cm	3.88 mg/L	1.06 NTU	77.2 mV	11.15 ft	0.17 PSU	150.00 ml/min
2/2/2024 11:11 AM	20:00	5.79 pH	17.21 °C	359.00 µS/cm	3.90 mg/L	0.93 NTU	76.9 mV	11.15 ft	0.17 PSU	150.00 ml/min
2/2/2024 11:16 AM	25:00	5.77 pH	17.39 °C	355.86 µS/cm	3.87 mg/L	0.89 NTU	74.4 mV	11.15 ft	0.17 PSU	150.00 ml/min

Samples

Sample ID:	Description:
BGWC-18	Metals, Inorganics, Alkalinity, TDS, Sulfide, Radium
FD-02	Metals, Inorganics, Alkalinity, TDS, Sulfide, Radium

Created using VuSitu from In-Situ, Inc.

Low-Flow Test Report:

Test Date / Time: 2/2/2024 1:18:39 PM
Project: Plant Bowen AP January 2024
Operator Name: Jay Siewert

Location Name: BGWC-19 **Well Diameter: 2 in** **Casing Type: PVC** **Screen Length: 10 ft** **Top of Screen: 44.58 ft** **Total Depth: 54.58 ft** **Initial Depth to Water: 12.91 ft**	**Pump Type: QED Dedicated** **Tubing Type: LDPE** **Pump Intake From TOC: 49.58 ft** **Estimated Total Volume Pumped: 4550 ml** **Flow Cell Volume: 90 ml** **Final Flow Rate: 130 ml/min** **Final Draw Down: 1.28 ft**	**Instrument Used: Aqua TROLL 400** **Serial Number: 789310**

Test Notes:
Prepurged 2L.

Low-Flow Readings:

Date Time	Elapsed Time	pH	Temperature	Specific Conductivity	RDO Concentration	Turbidity	ORP	Depth to Water	Salinity	Flow
		+/- 0.1	+/- 1000 %	+/- 5 %	+/- 10 %	+/- 5	+/- 1000 %	+/- 0.3	+/- 1000 %	
2/2/2024 1:18 PM	00:00	6.37 pH	17.88 °C	394.44 µS/cm	1.99 mg/L	3.25 NTU	7.6 mV	14.11 ft	0.19 PSU	130.00 ml/min
2/2/2024 1:23 PM	05:00	6.34 pH	17.84 °C	399.04 µS/cm	1.59 mg/L	2.65 NTU	30.3 mV	14.13 ft	0.19 PSU	130.00 ml/min
2/2/2024 1:28 PM	10:00	6.33 pH	17.81 °C	402.45 µS/cm	1.33 mg/L	2.47 NTU	32.0 mV	14.15 ft	0.19 PSU	130.00 ml/min
2/2/2024 1:33 PM	15:00	6.31 pH	17.88 °C	401.92 µS/cm	1.07 mg/L	2.19 NTU	29.8 mV	14.16 ft	0.19 PSU	130.00 ml/min
2/2/2024 1:38 PM	20:00	6.30 pH	17.97 °C	404.29 µS/cm	0.98 mg/L	2.09 NTU	31.2 mV	14.18 ft	0.20 PSU	130.00 ml/min
2/2/2024 1:43 PM	25:00	6.30 pH	17.91 °C	403.85 µS/cm	0.90 mg/L	2.81 NTU	31.2 mV	14.19 ft	0.20 PSU	130.00 ml/min
2/2/2024 1:48 PM	30:00	6.29 pH	18.06 °C	405.12 µS/cm	0.85 mg/L	2.44 NTU	32.0 mV	14.19 ft	0.20 PSU	130.00 ml/min
2/2/2024 1:53 PM	35:00	6.29 pH	18.04 °C	404.30 µS/cm	0.82 mg/L	2.32 NTU	33.8 mV	14.19 ft	0.20 PSU	130.00 ml/min

Samples

Sample ID:	Description:
BGWC-19	Metals, Inorganics, Alkalinity, TDS, Sulfide, Radium

Low-Flow Test Report:

Test Date / Time: 2/5/2024 2:16:39 PM
Project: Plant Bowen AP January 2024
Operator Name: Kevin Stephenson

Location Name: BGWC-20 **Well Diameter: 2 in** **Casing Type: PVC** **Screen Length: 10 ft** **Top of Screen: 39.73 ft** **Total Depth: 49.73 ft** **Initial Depth to Water: 15.74 ft**	**Pump Type: QED Dedicated** **Tubing Type: LDPE** **Pump Intake From TOC: 44.73 ft** **Estimated Total Volume Pumped: 9800 ml** **Flow Cell Volume: 90 ml** **Final Flow Rate: 140 ml/min** **Final Draw Down: 7.48 ft**	**Instrument Used: Aqua TROLL 400** **Serial Number: 893479**

Test Notes:
Pre-purged 3 liters.

Low-Flow Readings:

Date Time	Elapsed Time	pH	Temperature	Specific Conductivity	RDO Concentration	Turbidity	ORP	Depth to Water	Salinity	Flow
		+/- 0.1	+/- 1000 %	+/- 5 %	+/- 10 %	+/- 5	+/- 1000 %	+/- 0.3	+/- 1000 %	
2/5/2024 2:16 PM	00:00	7.17 pH	18.98 °C	2,844.1 µS/cm	1.38 mg/L	0.14 NTU	3.9 mV	20.19 ft	1.66 PSU	140.00 ml/min
2/5/2024 2:21 PM	05:00	7.19 pH	18.40 °C	2,858.6 µS/cm	1.81 mg/L	0.04 NTU	8.1 mV	20.56 ft	1.67 PSU	140.00 ml/min
2/5/2024 2:26 PM	10:00	7.21 pH	18.84 °C	2,857.5 µS/cm	1.93 mg/L	0.06 NTU	-2.9 mV	20.94 ft	1.67 PSU	140.00 ml/min
2/5/2024 2:31 PM	15:00	7.22 pH	18.67 °C	2,872.8 µS/cm	1.87 mg/L	0.04 NTU	-9.1 mV	21.24 ft	1.68 PSU	140.00 ml/min
2/5/2024 2:36 PM	20:00	7.23 pH	18.84 °C	2,874.2 µS/cm	1.74 mg/L	0.07 NTU	-6.6 mV	21.54 ft	1.68 PSU	140.00 ml/min
2/5/2024 2:41 PM	25:00	7.23 pH	19.06 °C	2,881.7 µS/cm	1.60 mg/L	0.03 NTU	-4.0 mV	21.76 ft	1.69 PSU	140.00 ml/min
2/5/2024 2:46 PM	30:00	7.24 pH	18.96 °C	2,882.1 µS/cm	1.49 mg/L	0.02 NTU	0.3 mV	22.01 ft	1.69 PSU	140.00 ml/min
2/5/2024 2:51 PM	35:00	7.24 pH	18.76 °C	2,892.0 µS/cm	1.38 mg/L	0.04 NTU	2.4 mV	22.20 ft	1.69 PSU	140.00 ml/min
2/5/2024 2:56 PM	40:00	7.24 pH	18.83 °C	2,885.5 µS/cm	1.27 mg/L	0.06 NTU	24.5 mV	22.42 ft	1.69 PSU	140.00 ml/min
2/5/2024 3:01 PM	45:00	7.25 pH	18.93 °C	2,881.1 µS/cm	1.21 mg/L	0.14 NTU	-1.2 mV	22.55 ft	1.69 PSU	140.00 ml/min
2/5/2024 3:06 PM	50:00	7.25 pH	18.89 °C	2,888.4 µS/cm	1.14 mg/L	0.04 NTU	15.5 mV	22.73 ft	1.69 PSU	140.00 ml/min
2/5/2024 3:11 PM	55:00	7.25 pH	18.80 °C	2,887.3 µS/cm	1.05 mg/L	0.01 NTU	71.3 mV	23.91 ft	1.69 PSU	140.00 ml/min
2/5/2024 3:16 PM	01:00:00	7.25 pH	18.93 °C	2,890.4 µS/cm	0.98 mg/L	0.05 NTU	155.2 mV	23.03 ft	1.69 PSU	140.00 ml/min
2/5/2024 3:21 PM	01:05:00	7.26 pH	18.76 °C	2,883.6 µS/cm	0.95 mg/L	0.05 NTU	148.2 mV	23.13 ft	1.69 PSU	140.00 ml/min
2/5/2024 3:26 PM	01:10:00	7.25 pH	18.97 °C	2,868.5 µS/cm	0.89 mg/L	0.08 NTU	101.5 mV	23.22 ft	1.68 PSU	140.00 ml/min

Samples

Sample ID:	Description:
BGWC-20	Metals, Inorganics, Alkalinity, TDS, Sulfide, Radium

Created using VuSitu from In-Situ, Inc.

Low-Flow Test Report:

Test Date / Time: 2/5/2024 3:06:07 PM
Project: Plant Bowen AP January 2024
Operator Name: Jay Siewert

Location Name: BGWC-21 **Well Diameter: 2 in** **Casing Type: PVC** **Screen Length: 10 ft** **Top of Screen: 42.99 ft** **Total Depth: 52.99 ft** **Initial Depth to Water: 23.35 ft**	**Pump Type: QED Dedicated** **Tubing Type: LDPE** **Pump Intake From TOC: 47.99 ft** **Estimated Total Volume Pumped: 2800 ml** **Flow Cell Volume: 90 ml** **Final Flow Rate: 140 ml/min** **Final Draw Down: 0.4 ft**	**Instrument Used: Aqua TROLL 400** **Serial Number: 789310**

Test Notes:
Prepurged 2L; water has odor.

Low-Flow Readings:

Date Time	Elapsed Time	pH	Temperature	Specific Conductivity	RDO Concentration	Turbidity	ORP	Depth to Water	Salinity	Flow
		+/- 0.1	+/- 1000 %	+/- 5 %	+/- 10 %	+/- 5	+/- 1000 %	+/- 0.3	+/- 1000 %	
2/5/2024 3:06 PM	00:00	6.91 pH	18.99 °C	402.19 µS/cm	0.28 mg/L	2.36 NTU	14.5 mV	23.70 ft	0.19 PSU	140.00 ml/min
2/5/2024 3:11 PM	05:00	6.89 pH	18.77 °C	399.53 µS/cm	0.27 mg/L	2.07 NTU	41.8 mV	23.70 ft	0.19 PSU	140.00 ml/min
2/5/2024 3:16 PM	10:00	6.89 pH	18.69 °C	401.89 µS/cm	0.32 mg/L	1.99 NTU	42.7 mV	23.75 ft	0.19 PSU	140.00 ml/min
2/5/2024 3:21 PM	15:00	6.89 pH	18.86 °C	403.58 µS/cm	0.34 mg/L	1.70 NTU	41.1 mV	23.75 ft	0.20 PSU	140.00 ml/min
2/5/2024 3:26 PM	20:00	6.90 pH	18.73 °C	407.00 µS/cm	0.36 mg/L	1.36 NTU	40.9 mV	23.75 ft	0.20 PSU	140.00 ml/min

Samples

Sample ID:	Description:
BGWC-21	Metals, Inorganics, Alkalinity, TDS, Sulfide, Radium

Created using VuSitu from In-Situ, Inc.

Low-Flow Test Report:

Test Date / Time: 2/8/2024 12:10:58 PM
Project: Plant Bowen AP January 2024
Operator Name: William Laaker

Location Name: BGWC-22 **Well Diameter: 2 in** **Casing Type: PVC** **Screen Length: 10 ft** **Top of Screen: 33.05 ft** **Total Depth: 43.05 ft** **Initial Depth to Water: 30.2 ft**	**Pump Type: GeoTech Peristaltic** **Tubing Type: LDPE** **Pump Intake From TOC: 38.05 ft** **Estimated Total Volume Pumped: 2400 ml** **Flow Cell Volume: 90 ml** **Final Flow Rate: 120 ml/min** **Final Draw Down: 0.17 ft**	**Instrument Used: Aqua TROLL 400** **Serial Number: 789301**

Test Notes:
Prepurged 1 L.

Low-Flow Readings:

Date Time	Elapsed Time	pH	Temperature	Specific Conductivity	RDO Concentration	Turbidity	ORP	Depth to Water	Salinity	Flow
		+/- 0.1	+/- 1000 %	+/- 5 %	+/- 10 %	+/- 5	+/- 1000 %	+/- 0.3	+/- 1000 %	
2/8/2024 12:10 PM	00:00	6.42 pH	16.57 °C	3,312.3 µS/cm	0.29 mg/L	0.29 NTU	90.7 mV	30.36 ft	1.75 PSU	120.00 ml/min
2/8/2024 12:15 PM	05:00	6.42 pH	16.74 °C	3,331.0 µS/cm	0.23 mg/L	0.13 NTU	83.0 mV	30.36 ft	1.76 PSU	120.00 ml/min
2/8/2024 12:20 PM	10:00	6.43 pH	16.65 °C	3,313.9 µS/cm	0.20 mg/L	0.15 NTU	81.1 mV	30.37 ft	1.75 PSU	120.00 ml/min
2/8/2024 12:25 PM	15:00	6.43 pH	16.72 °C	3,324.8 µS/cm	0.18 mg/L	0.10 NTU	80.4 mV	30.37 ft	1.76 PSU	120.00 ml/min
2/8/2024 12:30 PM	20:00	6.44 pH	16.49 °C	3,332.1 µS/cm	0.17 mg/L	0.09 NTU	80.0 mV	30.37 ft	1.76 PSU	120.00 ml/min

Samples

Sample ID:	Description:
BGWC-22	Metals, Inorganics, Alkalinity, TDS, Sulfide, Radium

Created using VuSitu from In-Situ, Inc.

Low-Flow Test Report:

Test Date / Time: 2/8/2024 2:03:09 PM
Project: Plant Bowen AP January 2024
Operator Name: Jay Siewert

Location Name: BGWC-23 **Well Diameter: 2 in** **Casing Type: PVC** **Screen Length: 10 ft** **Top of Screen: 40.95 ft** **Total Depth: 50.95 ft** **Initial Depth to Water: 32.39 ft**	**Pump Type: QED Dedicated** **Tubing Type: LDPE** **Pump Intake From TOC: 45.95 ft** **Estimated Total Volume Pumped: 2700 ml** **Flow Cell Volume: 90 ml** **Final Flow Rate: 135 ml/min** **Final Draw Down: 1.54 ft**	**Instrument Used: Aqua TROLL 400** **Serial Number: 789310**

Test Notes:
Prepurged 2L.

Low-Flow Readings:

Date Time	Elapsed Time	pH	Temperature	Specific Conductivity	RDO Concentration	Turbidity	ORP	Depth to Water	Salinity	Flow
		+/- 0.1	+/- 1000 %	+/- 5 %	+/- 10 %	+/- 5	+/- 1000 %	+/- 0.3	+/- 1000 %	
2/8/2024 2:03 PM	00:00	6.57 pH	17.29 °C	2,479.8 µS/cm	0.24 mg/L	3.12 NTU	0.6 mV	33.72 ft	1.29 PSU	135.00 ml/min
2/8/2024 2:08 PM	05:00	6.57 pH	17.37 °C	2,465.3 µS/cm	0.19 mg/L	3.00 NTU	-99.9 mV	33.79 ft	1.28 PSU	135.00 ml/min
2/8/2024 2:13 PM	10:00	6.57 pH	17.26 °C	2,469.1 µS/cm	0.14 mg/L	2.48 NTU	25.7 mV	33.86 ft	1.28 PSU	135.00 ml/min
2/8/2024 2:18 PM	15:00	6.57 pH	17.24 °C	2,475.7 µS/cm	0.11 mg/L	2.02 NTU	32.4 mV	33.89 ft	1.29 PSU	135.00 ml/min
2/8/2024 2:23 PM	20:00	6.56 pH	17.41 °C	2,476.9 µS/cm	0.09 mg/L	2.01 NTU	37.6 mV	33.93 ft	1.29 PSU	135.00 ml/min

Samples

Sample ID:	Description:
BGWC-23	Metals, Inorganics, Alkalinity, TDS, Sulfide, Radium

Created using VuSitu from In-Situ, Inc.

Low-Flow Test Report:

Test Date / Time: 1/30/2024 2:10:04 PM
Project: Plant Bowen AP January 2024
Operator Name: Kevin Stephenson

Location Name: BGWC-24 **Well Diameter: 2 in** **Casing Type: PVC** **Screen Length: 10 ft** **Top of Screen: 56.11 ft** **Total Depth: 66.11 ft** **Initial Depth to Water: 12.78 ft**	**Pump Type: QED Dedicated** **Tubing Type: LDPE** **Pump Intake From TOC: 61.11 ft** **Estimated Total Volume Pumped: 2500 ml** **Flow Cell Volume: 90 ml** **Final Flow Rate: 100 ml/min** **Final Draw Down: 4.1 ft**	**Instrument Used: Aqua TROLL 400** **Serial Number: 789317**

Test Notes:
Pre-purged 1 liter.

Low-Flow Readings:

Date Time	Elapsed Time	pH	Temperature	Specific Conductivity	RDO Concentration	Turbidity	ORP	Depth to Water	Salinity	Flow
		+/- 0.1	+/- 1000 %	+/- 5 %	+/- 10 %	+/- 5	+/- 1000 %	+/- 0.3	+/- 1000 %	
1/30/2024 2:10 PM	00:00	6.29 pH	30.73 °C	2,338.0 µS/cm	0.04 mg/L	0.56 NTU	85.3 mV	16.26 ft	1.21 PSU	100.00 ml/min
1/30/2024 2:15 PM	05:00	6.27 pH	24.08 °C	2,636.4 µS/cm	0.14 mg/L	1.07 NTU	80.3 mV	16.42 ft	1.38 PSU	100.00 ml/min
1/30/2024 2:20 PM	10:00	6.27 pH	25.02 °C	2,584.8 µS/cm	0.13 mg/L	1.23 NTU	79.3 mV	16.53 ft	1.35 PSU	100.00 ml/min
1/30/2024 2:25 PM	15:00	6.27 pH	23.78 °C	2,655.0 µS/cm	0.13 mg/L	1.25 NTU	78.9 mV	16.65 ft	1.39 PSU	100.00 ml/min
1/30/2024 2:30 PM	20:00	6.26 pH	23.88 °C	2,644.9 µS/cm	0.11 mg/L	0.94 NTU	79.3 mV	16.77 ft	1.38 PSU	100.00 ml/min
1/30/2024 2:35 PM	25:00	6.26 pH	24.16 °C	2,628.9 µS/cm	0.11 mg/L	0.83 NTU	80.2 mV	16.88 ft	1.38 PSU	100.00 ml/min

Samples

Sample ID:	Description:
BGWC-24	Metals, Inorganics, Alkalinity, TDS, Sulfide, Radium

Low-Flow Test Report:

Test Date / Time: 2/5/2024 1:53:29 PM
Project: Plant Bowen AP January 2024
Operator Name: William Laaker

Location Name: BGWC-25 **Well Diameter: 2 in** **Casing Type: PVC** **Screen Length: 10 ft** **Top of Screen: 47.87 ft** **Total Depth: 57.87 ft** **Initial Depth to Water: 18.82 ft**	**Pump Type: QED Dedicated** **Tubing Type: LDPE** **Pump Intake From TOC: 52.87 ft** **Estimated Total Volume Pumped: 7050 ml** **Flow Cell Volume: 90 ml** **Final Flow Rate: 130 ml/min** **Final Draw Down: 7.16 ft**	**Instrument Used: Aqua TROLL 400** **Serial Number: 789301**

Test Notes:
Prepurged 2 L.
Lowered pump rate to 130 mL/min at 15:00 to stabilize drawdown.

Low-Flow Readings:

Date Time	Elapsed Time	pH	Temperature	Specific Conductivity	RDO Concentration	Turbidity	ORP	Depth to Water	Salinity	Flow
		+/- 0.1	+/- 1000 %	+/- 5 %	+/- 10 %	+/- 5	+/- 1000 %	+/- 0.3	+/- 1000 %	
2/5/2024 1:53 PM	00:00	7.08 pH	17.25 °C	470.83 µS/cm	0.07 mg/L	0.18 NTU	15.0 mV	22.24 ft	0.23 PSU	210.00 ml/min
2/5/2024 1:58 PM	05:00	7.13 pH	17.32 °C	469.54 µS/cm	0.05 mg/L	0.08 NTU	-55.1 mV	23.08 ft	0.23 PSU	210.00 ml/min
2/5/2024 2:03 PM	10:00	7.14 pH	17.36 °C	464.31 µS/cm	0.05 mg/L	0.18 NTU	26.7 mV	24.06 ft	0.23 PSU	210.00 ml/min
2/5/2024 2:08 PM	15:00	7.13 pH	17.61 °C	462.03 µS/cm	0.06 mg/L	0.14 NTU	30.6 mV	24.90 ft	0.22 PSU	130.00 ml/min
2/5/2024 2:13 PM	20:00	7.14 pH	17.50 °C	460.91 µS/cm	0.06 mg/L	0.03 NTU	32.4 mV	25.32 ft	0.22 PSU	130.00 ml/min
2/5/2024 2:18 PM	25:00	7.15 pH	17.46 °C	464.47 µS/cm	0.08 mg/L	0.10 NTU	30.7 mV	25.56 ft	0.23 PSU	130.00 ml/min
2/5/2024 2:23 PM	30:00	7.17 pH	17.56 °C	465.79 µS/cm	0.09 mg/L	0.07 NTU	28.7 mV	25.74 ft	0.23 PSU	130.00 ml/min
2/5/2024 2:28 PM	35:00	7.18 pH	17.63 °C	466.72 µS/cm	0.10 mg/L	0.01 NTU	27.5 mV	25.85 ft	0.23 PSU	130.00 ml/min
2/5/2024 2:33 PM	40:00	7.19 pH	17.55 °C	467.42 µS/cm	0.11 mg/L	0.14 NTU	26.3 mV	25.92 ft	0.23 PSU	130.00 ml/min
2/5/2024 2:38 PM	45:00	7.20 pH	17.63 °C	468.86 µS/cm	0.12 mg/L	0.01 NTU	24.9 mV	25.98 ft	0.23 PSU	130.00 ml/min

Samples

Sample ID:	Description:
BGWC-25	Metals, Inorganics, Alkalinity, TDS, Sulfide, Radium

FD-03	Metals, Inorganics, Alkalinity, TDS, Sulfide, Radium

Created using VuSitu from In-Situ, Inc.

Low-Flow Test Report:

Test Date / Time: 2/5/2024 10:32:05 AM
Project: Plant Bowen AP January 2024
Operator Name: William Laaker

Location Name: BGWA-29 **Well Diameter: 2 in** **Casing Type: PVC** **Screen Length: 10 ft** **Top of Screen: 89.03 ft** **Total Depth: 99.03 ft** **Initial Depth to Water: 49.98 ft**	**Pump Type: QED Dedicated** **Tubing Type: LDPE** **Pump Intake From TOC: 94.03 ft** **Estimated Total Volume Pumped: 6750 ml** **Flow Cell Volume: 90 ml** **Final Flow Rate: 150 ml/min** **Final Draw Down: 0.03 ft**	**Instrument Used: Aqua TROLL 400** **Serial Number: 789301**

Test Notes:
Prepurged 1 L.

Low-Flow Readings:

Date Time	Elapsed Time	pH	Temperature	Specific Conductivity	RDO Concentration	Turbidity	ORP	Depth to Water	Salinity	Flow
		+/- 0.1	+/- 1000 %	+/- 5 %	+/- 10 %	+/- 5	+/- 1000 %	+/- 0.3	+/- 1000 %	
2/5/2024 10:32 AM	00:00	6.97 pH	15.34 °C	205.43 µS/cm	7.63 mg/L	0.17 NTU	120.5 mV	50.01 ft	0.10 PSU	150.00 ml/min
2/5/2024 10:37 AM	05:00	7.13 pH	15.43 °C	200.32 µS/cm	8.21 mg/L	0.57 NTU	95.0 mV	50.01 ft	0.10 PSU	150.00 ml/min
2/5/2024 10:42 AM	10:00	7.22 pH	15.48 °C	198.96 µS/cm	8.33 mg/L	0.32 NTU	89.5 mV	50.01 ft	0.09 PSU	150.00 ml/min
2/5/2024 10:47 AM	15:00	7.31 pH	15.60 °C	195.69 µS/cm	8.48 mg/L	0.44 NTU	86.8 mV	50.01 ft	0.09 PSU	150.00 ml/min
2/5/2024 10:52 AM	20:00	7.38 pH	15.58 °C	193.37 µS/cm	8.65 mg/L	0.58 NTU	85.4 mV	50.01 ft	0.09 PSU	150.00 ml/min
2/5/2024 10:57 AM	25:00	7.47 pH	15.66 °C	191.60 µS/cm	8.70 mg/L	0.13 NTU	84.6 mV	50.01 ft	0.09 PSU	150.00 ml/min
2/5/2024 11:02 AM	30:00	7.52 pH	15.71 °C	190.38 µS/cm	8.79 mg/L	0.07 NTU	84.3 mV	50.01 ft	0.09 PSU	150.00 ml/min
2/5/2024 11:07 AM	35:00	7.56 pH	15.69 °C	189.77 µS/cm	8.85 mg/L	0.02 NTU	84.0 mV	50.01 ft	0.09 PSU	150.00 ml/min
2/5/2024 11:12 AM	40:00	7.60 pH	15.80 °C	188.86 µS/cm	8.86 mg/L	0.05 NTU	83.7 mV	50.01 ft	0.09 PSU	150.00 ml/min
2/5/2024 11:17 AM	45:00	7.62 pH	15.75 °C	188.37 µS/cm	8.86 mg/L	0.04 NTU	83.7 mV	50.01 ft	0.09 PSU	150.00 ml/min

Samples

Sample ID:	Description:
BGWA-29	Metals, Inorganics, Alkalinity, TDS, Sulfide, Radium

Created using VuSitu from In-Situ, Inc.

Low-Flow Test Report:

Test Date / Time: 2/6/2024 1:39:39 PM
Project: Plant Bowen AP January 2024
Operator Name: Jay Siewert

Location Name: BGWC-30 **Well Diameter: 2 in** **Casing Type: PVC** **Screen Length: 10 ft** **Top of Screen: 49.98 ft** **Total Depth: 59.98 ft** **Initial Depth to Water: 29.54 ft**	**Pump Type: QED Bladder** **Tubing Type: LDPE** **Pump Intake From TOC: 54.98 ft** **Estimated Total Volume Pumped: 3350 ml** **Flow Cell Volume: 90 ml** **Final Flow Rate: 125 ml/min** **Final Draw Down: 0.01 ft**	**Instrument Used: Aqua TROLL 400** **Serial Number: 789310**

Test Notes:
Prepurged 2L; Troll signal disconnected at 14:08, all parameters remain stable.

Low-Flow Readings:

Date Time	Elapsed Time	pH	Temperature	Specific Conductivity	RDO Concentration	Turbidity	ORP	Depth to Water	Salinity	Flow
		+/- 0.1	+/- 1000 %	+/- 5 %	+/- 10 %	+/- 5	+/- 1000 %	+/- 0.3	+/- 1000 %	
2/6/2024 1:39 PM	00:00	6.75 pH	20.82 °C	751.46 µS/cm	3.22 mg/L	4.66 NTU	19.5 mV	29.54 ft	0.37 PSU	125.00 ml/min
2/6/2024 1:44 PM	05:00	6.75 pH	20.37 °C	770.21 µS/cm	3.20 mg/L	4.80 NTU	44.6 mV	29.54 ft	0.38 PSU	125.00 ml/min
2/6/2024 1:49 PM	10:00	6.75 pH	20.23 °C	782.76 µS/cm	3.11 mg/L	3.41 NTU	48.7 mV	29.54 ft	0.39 PSU	125.00 ml/min
2/6/2024 1:54 PM	15:00	6.75 pH	20.13 °C	792.71 µS/cm	3.10 mg/L	2.63 NTU	51.7 mV	29.55 ft	0.39 PSU	125.00 ml/min
2/6/2024 1:59 PM	20:00	6.75 pH	20.19 °C	803.89 µS/cm	3.16 mg/L	2.48 NTU	54.3 mV	29.55 ft	0.40 PSU	125.00 ml/min
2/6/2024 2:04 PM	25:00	6.74 pH	20.57 °C	807.12 µS/cm	3.36 mg/L	1.97 NTU	55.4 mV	29.55 ft	0.40 PSU	125.00 ml/min
2/6/2024 2:06 PM	26:48	6.75 pH	20.64 °C	819.20 µS/cm	3.40 mg/L	1.29 NTU	58.0 mV	29.55 ft	0.41 PSU	125.00 ml/min

Samples

Sample ID:	Description:
BGWC-30	Metals, Inorganics, Alkalinity, TDS, Sulfide, Radium

Created using VuSitu from In-Situ, Inc.

Low-Flow Test Report:

Test Date / Time: 2/2/2024 12:44:36 PM
Project: Plant Bowen AP January 2024
Operator Name: William Laaker

Location Name: BGWC-31 **Well Diameter: 2 in** **Casing Type: PVC** **Screen Length: 10 ft** **Top of Screen: 39.7 ft** **Total Depth: 49.7 ft** **Initial Depth to Water: 14.38 ft**	**Pump Type: QED Dedicated** **Tubing Type: LDPE** **Pump Intake From TOC: 44.7 ft** **Estimated Total Volume Pumped: 3750 ml** **Flow Cell Volume: 90 ml** **Final Flow Rate: 150 ml/min** **Final Draw Down: 0.24 ft**	**Instrument Used: Aqua TROLL 400** **Serial Number: 789301**

Test Notes:
Prepurged 1 L.
Purge water had odor and organic debris.

Low-Flow Readings:

Date Time	Elapsed Time	pH	Temperature	Specific Conductivity	RDO Concentration	Turbidity	ORP	Depth to Water	Salinity	Flow
		+/- 0.1	+/- 1000 %	+/- 5 %	+/- 10 %	+/- 5	+/- 1000 %	+/- 0.3	+/- 1000 %	
2/2/2024 12:44 PM	00:00	6.87 pH	18.26 °C	696.76 µS/cm	0.37 mg/L	3.18 NTU	-35.0 mV	14.62 ft	0.34 PSU	150.00 ml/min
2/2/2024 12:49 PM	05:00	6.95 pH	17.90 °C	698.58 µS/cm	0.13 mg/L	2.16 NTU	-98.4 mV	14.62 ft	0.34 PSU	150.00 ml/min
2/2/2024 12:54 PM	10:00	6.98 pH	17.81 °C	698.53 µS/cm	0.10 mg/L	1.55 NTU	-28.7 mV	14.62 ft	0.34 PSU	150.00 ml/min
2/2/2024 12:59 PM	15:00	7.00 pH	17.75 °C	697.69 µS/cm	0.08 mg/L	1.55 NTU	-25.2 mV	14.62 ft	0.34 PSU	150.00 ml/min
2/2/2024 1:04 PM	20:00	7.00 pH	17.82 °C	695.81 µS/cm	0.08 mg/L	1.17 NTU	-21.1 mV	14.62 ft	0.34 PSU	150.00 ml/min
2/2/2024 1:09 PM	25:00	7.00 pH	17.84 °C	696.05 µS/cm	0.08 mg/L	1.13 NTU	-15.6 mV	14.62 ft	0.34 PSU	150.00 ml/min

Samples

Sample ID:	Description:
BGWC-31	Metals, Inorganics, Alkalinity, TDS, Sulfide, Radium

Low-Flow Test Report:

Test Date / Time: 2/7/2024 10:18:24 AM
Project: Plant Bowen AP January 2024
Operator Name: Kevin Stephenson

Location Name: BGWC-32 **Well Diameter: 2 in** **Casing Type: PVC** **Screen Length: 10 ft** **Top of Screen: 41.22 ft** **Total Depth: 51.22 ft** **Initial Depth to Water: 36.71 ft**	**Pump Type: QED Dedicated** **Tubing Type: LDPE** **Pump Intake From TOC: 46.22 ft** **Estimated Total Volume Pumped: 6650 ml** **Flow Cell Volume: 90 ml** **Final Flow Rate: 110 ml/min** **Final Draw Down: 3 ft**	**Instrument Used: Aqua TROLL 400** **Serial Number: 893479**

Test Notes:
Pre-purged 1 liter. WL dropped below top of pump (39.71ft). Complete evacuation method initiated. Samples to be collected 2/8.

Low-Flow Readings:

Date Time	Elapsed Time	pH	Temperature	Specific Conductivity	RDO Concentration	Turbidity	ORP	Depth to Water	Salinity	Flow
		+/- 0.1	+/- 1000 %	+/- 5 %	+/- 10 %	+/- 5	+/- 1000 %	+/- 0.3	+/- 1000 %	
2/7/2024 10:18 AM	00:00	7.34 pH	16.84 °C	1,283.3 µS/cm	2.89 mg/L	1.09 NTU	168.3 mV	37.76 ft	0.72 PSU	140.00 ml/min
2/7/2024 10:23 AM	05:00	7.24 pH	16.29 °C	1,250.9 µS/cm	2.12 mg/L	0.64 NTU	90.5 mV	38.11 ft	0.70 PSU	140.00 ml/min
2/7/2024 10:28 AM	10:00	7.23 pH	16.41 °C	1,263.7 µS/cm	1.89 mg/L	0.65 NTU	53.5 mV	38.39 ft	0.71 PSU	140.00 ml/min
2/7/2024 10:33 AM	15:00	7.23 pH	16.32 °C	1,283.7 µS/cm	1.63 mg/L	0.33 NTU	40.7 mV	38.69 ft	0.72 PSU	140.00 ml/min
2/7/2024 10:38 AM	20:00	7.23 pH	16.25 °C	1,301.4 µS/cm	1.50 mg/L	0.24 NTU	42.3 mV	38.95 ft	0.73 PSU	110.00 ml/min
2/7/2024 10:43 AM	25:00	7.23 pH	16.03 °C	1,303.7 µS/cm	1.43 mg/L	0.26 NTU	41.3 mV	39.18 ft	0.74 PSU	110.00 ml/min
2/7/2024 10:48 AM	30:00	7.23 pH	16.05 °C	1,314.5 µS/cm	1.34 mg/L	0.29 NTU	46.3 mV	39.40 ft	0.74 PSU	110.00 ml/min
2/7/2024 10:53 AM	35:00	7.23 pH	15.76 °C	1,328.0 µS/cm	1.31 mg/L	0.27 NTU	47.0 mV	39.57 ft	0.75 PSU	110.00 ml/min
2/7/2024 10:58 AM	40:00	7.23 pH	15.81 °C	1,346.7 µS/cm	1.30 mg/L	0.23 NTU	41.2 mV	39.69 ft	0.76 PSU	110.00 ml/min
2/7/2024 11:03 AM	45:00	7.23 pH	15.71 °C	1,361.9 µS/cm	1.23 mg/L	0.25 NTU	39.1 mV	39.71 ft	0.77 PSU	110.00 ml/min
2/7/2024 11:08 AM	50:00	7.22 pH	15.87 °C	1,388.7 µS/cm	1.09 mg/L	0.27 NTU	45.7 mV	39.71 ft	0.79 PSU	110.00 ml/min
2/7/2024 11:13 AM	55:00	7.21 pH	16.04 °C	1,407.9 µS/cm	0.92 mg/L	1.08 NTU	34.9 mV	39.71 ft	0.80 PSU	110.00 ml/min

Samples

Sample ID:	Description:

Created using VuSitu from In-Situ, Inc.

Low-Flow Test Report:

Test Date / Time: 2/8/2024 9:36:41 AM
Project: Plant Bowen AP January 2024
Operator Name: William Laaker

Location Name: BGWC-32 **Well Diameter: 2 in** **Casing Type: PVC** **Screen Length: 10 ft** **Top of Screen: 41.22 ft** **Total Depth: 51.22 ft** **Initial Depth to Water: 39.61 ft**	**Pump Type: QED Dedicated** **Tubing Type: LDPE** **Pump Intake From TOC: 46.22 ft** **Estimated Total Volume Pumped: 220 ml** **Flow Cell Volume: 90 ml** **Final Flow Rate: 110 ml/min** **Final Draw Down: 0.14 ft**	**Instrument Used: Aqua TROLL 400** **Serial Number: 789301**

Test Notes:
Complete evac performed on 2/7/2024.

Low-Flow Readings:

Date Time	Elapsed Time	pH	Temperature	Specific Conductivity	RDO Concentration	Turbidity	ORP	Depth to Water	Salinity	Flow
		+/- 0.1	+/- 1000 %	+/- 5 %	+/- 10 %	+/- 5	+/- 1000 %	+/- 0.3	+/- 1000 %	
2/8/2024 9:36 AM	00:00	7.05 pH	12.00 °C	1,447.2 µS/cm	5.22 mg/L	0.58 NTU	164.6 mV	39.75 ft	0.73 PSU	110.00 ml/min
2/8/2024 9:37 AM	01:00	7.05 pH	12.45 °C	1,433.7 µS/cm	5.10 mg/L	0.58 NTU	154.1 mV	39.75 ft	0.72 PSU	110.00 ml/min
2/8/2024 9:38 AM	02:00	7.04 pH	12.63 °C	1,422.5 µS/cm	5.00 mg/L	0.58 NTU	144.5 mV	39.75 ft	0.72 PSU	110.00 ml/min

Samples

Sample ID:	Description:
BGWC-32	Metals, Inorganics, Alkalinity, TDS, Sulfide, Radium

Created using VuSitu from In-Situ, Inc.

Low-Flow Test Report:

Test Date / Time: 2/5/2024 12:19:37 PM
Project: Plant Bowen AP January 2024
Operator Name: William Laaker

Location Name: BGWA-33 **Well Diameter: 2 in** **Casing Type: PVC** **Screen Length: 10 ft** **Top of Screen: 70.84 ft** **Total Depth: 80.84 ft** **Initial Depth to Water: 75.51 ft**	**Pump Type: QED Bladder** **Tubing Type: LDPE** **Pump Intake From TOC: 79.84 ft** **Estimated Total Volume Pumped: 2000 ml** **Flow Cell Volume: 90 ml** **Final Flow Rate: 100 ml/min** **Final Draw Down: 1.76 ft**	**Instrument Used: Aqua TROLL 400** **Serial Number: 789301**

Test Notes:

Prepurged 0.25 L.

Well is a historic complete evac with 48-hour recharge time. Water level started in screen interval. Organic debris in water. Stopped pumping to attempt to leave sufficient volume of water after 48-hour recharge. Complete evac performed.

Low-Flow Readings:

Date Time	Elapsed Time	pH	Temperature	Specific Conductivity	RDO Concentration	Turbidity	ORP	Depth to Water	Salinity	Flow
		+/- 0.1	+/- 1000 %	+/- 5 %	+/- 10 %	+/- 5	+/- 1000 %	+/- 0.3	+/- 1000 %	
2/5/2024 12:19 PM	00:00	6.43 pH	15.17 °C	906.05 µS/cm	0.99 mg/L	12.63 NTU	30.8 mV	76.09 ft	0.45 PSU	100.00 ml/min
2/5/2024 12:24 PM	05:00	6.47 pH	15.57 °C	883.81 µS/cm	0.25 mg/L	11.90 NTU	10.3 mV	76.37 ft	0.44 PSU	100.00 ml/min
2/5/2024 12:29 PM	10:00	6.48 pH	15.71 °C	863.13 µS/cm	0.20 mg/L	6.05 NTU	4.7 mV	76.67 ft	0.43 PSU	100.00 ml/min
2/5/2024 12:34 PM	15:00	6.48 pH	15.77 °C	846.33 µS/cm	0.17 mg/L	4.26 NTU	2.7 mV	76.97 ft	0.42 PSU	100.00 ml/min
2/5/2024 12:39 PM	20:00	6.49 pH	15.57 °C	804.99 µS/cm	0.15 mg/L	3.37 NTU	8.0 mV	77.27 ft	0.40 PSU	100.00 ml/min

Samples

Sample ID:	Description:

Created using VuSitu from In-Situ, Inc.

Low-Flow Test Report:

Test Date / Time: 2/7/2024 10:21:15 AM
Project: Plant Bowen AP January 2024
Operator Name: William Laaker

Location Name: BGWA-33 **Well Diameter: 2 in** **Casing Type: PVC** **Screen Length: 10 ft** **Top of Screen: 70.84 ft** **Total Depth: 80.84 ft** **Initial Depth to Water: 76.73 ft**	**Pump Type: QED Bladder** **Tubing Type: LDPE** **Pump Intake From TOC: 79.84 ft** **Estimated Total Volume Pumped: 200 ml** **Flow Cell Volume: 90 ml** **Final Flow Rate: 100 ml/min** **Final Draw Down: 0.38 ft**	**Instrument Used: Aqua TROLL 400** **Serial Number: 789301**

Test Notes:
Complete evac performed on 2/5/2024. Organic debris in water.

Low-Flow Readings:

Date Time	Elapsed Time	pH	Temperature	Specific Conductivity	RDO Concentration	Turbidity	ORP	Depth to Water	Salinity	Flow
		+/- 0.1	+/- 1000 %	+/- 5 %	+/- 10 %	+/- 5	+/- 1000 %	+/- 0.3	+/- 1000 %	
2/7/2024 10:21 AM	00:00	6.55 pH	11.57 °C	745.43 µS/cm	2.00 mg/L	4.48 NTU	91.5 mV	77.11 ft	0.36 PSU	100.00 ml/min
2/7/2024 10:22 AM	01:00	6.57 pH	11.90 °C	796.91 µS/cm	1.93 mg/L	4.48 NTU	85.6 mV	77.11 ft	0.39 PSU	100.00 ml/min
2/7/2024 10:23 AM	02:00	6.57 pH	12.03 °C	804.59 µS/cm	1.96 mg/L	4.48 NTU	80.0 mV	77.11 ft	0.40 PSU	100.00 ml/min

Samples

Sample ID:	Description:
BGWA-33	Metals, Inorganics, Alkalinity, TDS, Sulfide, Radium

Created using VuSitu from In-Situ, Inc.

Low-Flow Test Report:

Test Date / Time: 2/5/2024 10:52:38 AM
Project: Plant Bowen AP January 2024
Operator Name: Kevin Stephenson

Location Name: BGWC-34D **Well Diameter: 2 in** **Casing Type: PVC** **Screen Length: 10 ft** **Top of Screen: 69.75 ft** **Total Depth: 79.75 ft** **Initial Depth to Water: 15.78 ft**	**Pump Type: QED Dedicated** **Tubing Type: LDPE** **Pump Intake From TOC: 74.75 ft** **Estimated Total Volume Pumped: 15600 ml** **Flow Cell Volume: 90 ml** **Final Flow Rate: 120 ml/min** **Final Draw Down: 12.53 ft**	**Instrument Used: Aqua TROLL 400** **Serial Number: 893479**

Test Notes:
Pre-purged 2 liters.

Low-Flow Readings:

Date Time	Elapsed Time	pH	Temperature	Specific Conductivity	RDO Concentration	Turbidity	ORP	Depth to Water	Salinity	Flow
		+/- 0.1	+/- 1000 %	+/- 5 %	+/- 10 %	+/- 5	+/- 1000 %	+/- 0.3	+/- 1000 %	
2/5/2024 10:52 AM	00:00	7.08 pH	16.12 °C	1,479.4 µS/cm	0.28 mg/L	0.28 NTU	-34.9 mV	18.48 ft	0.84 PSU	120.00 ml/min
2/5/2024 10:57 AM	05:00	7.08 pH	16.38 °C	1,465.2 µS/cm	0.25 mg/L	0.37 NTU	-44.1 mV	19.14 ft	0.83 PSU	120.00 ml/min
2/5/2024 11:02 AM	10:00	7.08 pH	16.35 °C	1,430.8 µS/cm	0.25 mg/L	0.33 NTU	-40.6 mV	19.69 ft	0.81 PSU	120.00 ml/min
2/5/2024 11:07 AM	15:00	7.08 pH	16.44 °C	1,418.6 µS/cm	0.24 mg/L	0.23 NTU	-39.5 mV	20.26 ft	0.80 PSU	120.00 ml/min
2/5/2024 11:12 AM	20:00	7.09 pH	16.56 °C	1,414.4 µS/cm	0.23 mg/L	0.21 NTU	-41.4 mV	20.78 ft	0.80 PSU	120.00 ml/min
2/5/2024 11:17 AM	25:00	7.10 pH	16.58 °C	1,418.1 µS/cm	0.24 mg/L	0.24 NTU	-43.9 mV	21.28 ft	0.80 PSU	120.00 ml/min
2/5/2024 11:22 AM	30:00	7.10 pH	16.79 °C	1,419.9 µS/cm	0.22 mg/L	0.17 NTU	-46.0 mV	21.81 ft	0.80 PSU	120.00 ml/min
2/5/2024 11:27 AM	35:00	7.11 pH	16.88 °C	1,419.3 µS/cm	0.21 mg/L	0.35 NTU	-47.4 mV	22.39 ft	0.80 PSU	120.00 ml/min
2/5/2024 11:32 AM	40:00	7.12 pH	16.86 °C	1,420.1 µS/cm	0.20 mg/L	0.18 NTU	-48.8 mV	22.85 ft	0.80 PSU	120.00 ml/min
2/5/2024 11:37 AM	45:00	7.12 pH	16.96 °C	1,422.2 µS/cm	0.19 mg/L	0.18 NTU	-49.6 mV	23.40 ft	0.80 PSU	120.00 ml/min
2/5/2024 11:42 AM	50:00	7.13 pH	17.06 °C	1,423.2 µS/cm	0.19 mg/L	0.14 NTU	-52.3 mV	23.85 ft	0.81 PSU	120.00 ml/min
2/5/2024 11:47 AM	55:00	7.13 pH	17.14 °C	1,423.0 µS/cm	0.19 mg/L	0.18 NTU	-53.8 mV	24.31 ft	0.80 PSU	120.00 ml/min
2/5/2024 11:52 AM	01:00:00	7.14 pH	17.29 °C	1,426.2 µS/cm	0.19 mg/L	0.27 NTU	-55.9 mV	24.72 ft	0.81 PSU	120.00 ml/min
2/5/2024 11:57 AM	01:05:00	7.14 pH	17.18 °C	1,422.9 µS/cm	0.19 mg/L	0.11 NTU	-56.9 mV	25.07 ft	0.80 PSU	120.00 ml/min
2/5/2024 12:02 PM	01:10:00	7.15 pH	17.19 °C	1,423.0 µS/cm	0.19 mg/L	0.24 NTU	-58.4 mV	25.34 ft	0.80 PSU	120.00 ml/min

2/5/2024 12:07 PM	01:15:00	7.15 pH	17.21 °C	1,418.6 µS/cm	0.19 mg/L	0.09 NTU	-58.9 mV	25.77 ft	0.80 PSU	120.00 ml/min
2/5/2024 12:12 PM	01:20:00	7.15 pH	17.19 °C	1,416.9 µS/cm	0.18 mg/L	0.11 NTU	-60.0 mV	26.12 ft	0.80 PSU	120.00 ml/min
2/5/2024 12:17 PM	01:25:00	7.16 pH	17.19 °C	1,411.7 µS/cm	0.18 mg/L	0.11 NTU	-60.5 mV	26.47 ft	0.80 PSU	120.00 ml/min
2/5/2024 12:22 PM	01:30:00	7.16 pH	17.30 °C	1,409.4 µS/cm	0.19 mg/L	0.08 NTU	-62.0 mV	26.81 ft	0.80 PSU	120.00 ml/min
2/5/2024 12:27 PM	01:35:00	7.16 pH	17.56 °C	1,403.5 µS/cm	0.19 mg/L	0.22 NTU	-62.7 mV	27.07 ft	0.79 PSU	120.00 ml/min
2/5/2024 12:32 PM	01:40:00	7.17 pH	17.52 °C	1,401.1 µS/cm	0.20 mg/L	0.15 NTU	-60.0 mV	27.34 ft	0.79 PSU	120.00 ml/min
2/5/2024 12:37 PM	01:45:00	7.17 pH	17.61 °C	1,399.4 µS/cm	0.19 mg/L	0.21 NTU	-54.9 mV	27.54 ft	0.79 PSU	120.00 ml/min
2/5/2024 12:42 PM	01:50:00	7.17 pH	17.73 °C	1,395.9 µS/cm	0.19 mg/L	0.09 NTU	-57.7 mV	27.76 ft	0.79 PSU	120.00 ml/min
2/5/2024 12:47 PM	01:55:00	7.17 pH	17.83 °C	1,392.0 µS/cm	0.20 mg/L	0.23 NTU	-63.0 mV	27.92 ft	0.79 PSU	120.00 ml/min
2/5/2024 12:52 PM	02:00:00	7.18 pH	17.82 °C	1,388.1 µS/cm	0.21 mg/L	0.09 NTU	-61.4 mV	28.06 ft	0.78 PSU	120.00 ml/min
2/5/2024 12:57 PM	02:05:00	7.18 pH	17.75 °C	1,385.8 µS/cm	0.21 mg/L	0.10 NTU	-65.5 mV	28.20 ft	0.78 PSU	120.00 ml/min
2/5/2024 1:02 PM	02:10:00	7.18 pH	17.96 °C	1,382.7 µS/cm	0.20 mg/L	0.09 NTU	-64.7 mV	28.31 ft	0.78 PSU	120.00 ml/min

Samples

Sample ID:	Description:
BGWC-34D	Metals, Inorganics, Alkalinity, TDS, Sulfide, Radium

Created using VuSitu from In-Situ, Inc.

Low-Flow Test Report:

Test Date / Time: 2/7/2024 10:14:58 AM
Project: Plant Bowen AP January 2024
Operator Name: Jay Siewert

Location Name: BGWC-35D **Well Diameter: 2 in** **Casing Type: PVC** **Screen Length: 10 ft** **Top of Screen: 70.94 ft** **Total Depth: 80.94 ft** **Initial Depth to Water: 32.43 ft**	**Pump Type: QED Bladder** **Tubing Type: LDPE** **Pump Intake From TOC: 75.94 ft** **Estimated Total Volume Pumped: 4550 ml** **Flow Cell Volume: 90 ml** **Final Flow Rate: 130 ml/min** **Final Draw Down: 0.6 ft**	**Instrument Used: Aqua TROLL 400** **Serial Number: 789310**

Test Notes:
Prepurged 2 L.

Low-Flow Readings:

Date Time	Elapsed Time	pH	Temperature	Specific Conductivity	RDO Concentration	Turbidity	ORP	Depth to Water	Salinity	Flow
		+/- 0.1	+/- 1000 %	+/- 5 %	+/- 10 %	+/- 5	+/- 1000 %	+/- 0.3	+/- 1000 %	
2/7/2024 10:14 AM	00:00	6.23 pH	16.36 °C	3,951.5 µS/cm	0.26 mg/L	10.86 NTU	19.6 mV	32.92 ft	2.11 PSU	130.00 ml/min
2/7/2024 10:19 AM	05:00	6.26 pH	16.27 °C	3,962.2 µS/cm	0.19 mg/L	10.31 NTU	53.7 mV	32.94 ft	2.11 PSU	130.00 ml/min
2/7/2024 10:24 AM	10:00	6.29 pH	16.40 °C	3,981.3 µS/cm	0.15 mg/L	8.47 NTU	65.3 mV	32.96 ft	2.13 PSU	130.00 ml/min
2/7/2024 10:29 AM	15:00	6.30 pH	16.45 °C	3,990.3 µS/cm	0.12 mg/L	5.90 NTU	70.9 mV	32.99 ft	2.13 PSU	130.00 ml/min
2/7/2024 10:34 AM	20:00	6.33 pH	16.54 °C	3,969.0 µS/cm	0.10 mg/L	4.64 NTU	76.9 mV	32.99 ft	2.12 PSU	130.00 ml/min
2/7/2024 10:39 AM	25:00	6.34 pH	16.57 °C	3,965.2 µS/cm	0.08 mg/L	4.09 NTU	79.8 mV	33.01 ft	2.12 PSU	130.00 ml/min
2/7/2024 10:44 AM	30:00	6.36 pH	16.63 °C	3,935.8 µS/cm	0.07 mg/L	3.26 NTU	80.8 mV	33.02 ft	2.10 PSU	130.00 ml/min
2/7/2024 10:49 AM	35:00	6.37 pH	16.72 °C	3,915.4 µS/cm	0.07 mg/L	3.12 NTU	78.9 mV	33.03 ft	2.09 PSU	130.00 ml/min

Samples

Sample ID:	Description:
BGWC-35D	Metals, Inorganics, Alkalinity, TDS, Sulfide, Radium

Low-Flow Test Report:

Test Date / Time: 1/30/2024 1:44:38 PM
Project: Plant Bowen AP January 2024
Operator Name: William Laaker

Location Name: BGWC-36D **Well Diameter: 2 in** **Casing Type: PVC** **Screen Length: 10 ft** **Top of Screen: 86.35 ft** **Total Depth: 96.35 ft** **Initial Depth to Water: 28.28 ft**	**Pump Type: QED Dedicated** **Tubing Type: LDPE** **Pump Intake From TOC: 91.35 ft** **Estimated Total Volume Pumped: 3600 ml** **Flow Cell Volume: 90 ml** **Final Flow Rate: 180 ml/min** **Final Draw Down: -0.02 ft**	**Instrument Used: Aqua TROLL 400** **Serial Number: 789301**

Test Notes:
Prepurged 2L.

Low-Flow Readings:

Date Time	Elapsed Time	pH	Temperature	Specific Conductivity	RDO Concentration	Turbidity	ORP	Depth to Water	Salinity	Flow
		+/- 0.1	+/- 1000 %	+/- 5 %	+/- 10 %	+/- 5	+/- 1000 %	+/- 0.3	+/- 1000 %	
1/30/2024 1:44 PM	00:00	7.08 pH	20.74 °C	1,373.5 µS/cm	0.80 mg/L	0.13 NTU	70.6 mV	28.26 ft	0.70 PSU	180.00 ml/min
1/30/2024 1:49 PM	05:00	7.13 pH	20.75 °C	1,377.6 µS/cm	0.49 mg/L	0.10 NTU	88.2 mV	28.26 ft	0.70 PSU	180.00 ml/min
1/30/2024 1:54 PM	10:00	7.14 pH	20.75 °C	1,382.4 µS/cm	0.40 mg/L	0.17 NTU	95.0 mV	28.26 ft	0.70 PSU	180.00 ml/min
1/30/2024 1:59 PM	15:00	7.15 pH	20.88 °C	1,377.2 µS/cm	0.35 mg/L	0.24 NTU	99.1 mV	28.26 ft	0.70 PSU	180.00 ml/min
1/30/2024 2:04 PM	20:00	7.15 pH	20.97 °C	1,372.6 µS/cm	0.34 mg/L	0.21 NTU	102.3 mV	28.26 ft	0.69 PSU	180.00 ml/min

Samples

Sample ID:	Description:
BGWC-36D	Metals, Inorganics, Alkalinity, TDS, Sulfide, Radium
FD-01	Metals, Inorganics, Alkalinity, TDS, Sulfide, Radium

Created using VuSitu from In-Situ, Inc.

Low-Flow Test Report:

Test Date / Time: 2/7/2024 12:40:52 PM
Project: Plant Bowen AP January 2024
Operator Name: Jay Siewert

Location Name: BGWC-37D **Well Diameter: 2 in** **Casing Type: PVC** **Screen Length: 10 ft** **Top of Screen: 99.5 ft** **Total Depth: 109.5 ft** **Initial Depth to Water: 32.87 ft**	**Pump Type: Solinst Model 408** **Tubing Type: LDPE** **Pump Intake From TOC: 104.5 ft** **Estimated Total Volume Pumped: 3900 ml** **Flow Cell Volume: 90 ml** **Final Flow Rate: 130 ml/min** **Final Draw Down: 0.41 ft**	**Instrument Used: Aqua TROLL 400** **Serial Number: 789310**

Test Notes:
Prepurged 2 L.

Low-Flow Readings:

Date Time	Elapsed Time	pH	Temperature	Specific Conductivity	RDO Concentration	Turbidity	ORP	Depth to Water	Salinity	Flow
		+/- 0.1	+/- 1000 %	+/- 5 %	+/- 10 %	+/- 5	+/- 1000 %	+/- 0.3	+/- 1000 %	
2/7/2024 12:40 PM	00:00	6.88 pH	18.08 °C	1,006.1 µS/cm	0.14 mg/L	1.38 NTU	-43.7 mV	33.25 ft	0.50 PSU	130.00 ml/min
2/7/2024 12:45 PM	05:00	6.85 pH	18.03 °C	1,003.2 µS/cm	0.10 mg/L	1.20 NTU	10.4 mV	33.26 ft	0.50 PSU	130.00 ml/min
2/7/2024 12:50 PM	10:00	6.84 pH	18.11 °C	1,005.6 µS/cm	0.08 mg/L	1.05 NTU	12.2 mV	33.26 ft	0.50 PSU	130.00 ml/min
2/7/2024 12:55 PM	15:00	6.85 pH	18.05 °C	1,004.7 µS/cm	0.06 mg/L	0.98 NTU	15.5 mV	33.27 ft	0.50 PSU	130.00 ml/min
2/7/2024 1:00 PM	20:00	6.83 pH	18.06 °C	1,005.6 µS/cm	0.05 mg/L	0.86 NTU	16.8 mV	33.28 ft	0.50 PSU	130.00 ml/min
2/7/2024 1:05 PM	25:00	6.82 pH	18.15 °C	1,007.3 µS/cm	0.05 mg/L	0.75 NTU	19.4 mV	33.28 ft	0.50 PSU	130.00 ml/min
2/7/2024 1:10 PM	30:00	6.82 pH	18.15 °C	1,008.6 µS/cm	0.05 mg/L	0.65 NTU	20.4 mV	33.28 ft	0.50 PSU	130.00 ml/min

Samples

Sample ID:	Description:
BGWC-37D	Metals, Inorganics, Alkalinity, TDS, Sulfide, Radium

Created using VuSitu from In-Situ, Inc.

Low-Flow Test Report:

Test Date / Time: 2/6/2024 3:37:32 PM
Project: Plant Bowen AP January 2024
Operator Name: Jay Siewert

Location Name: BGWC-38D **Well Diameter: 2 in** **Casing Type: PVC** **Screen Length: 10 ft** **Top of Screen: 118.11 ft** **Total Depth: 128.11 ft** **Initial Depth to Water: 28.83 ft**	**Pump Type: Solinst Model 408** **Tubing Type: LDPE** **Pump Intake From TOC: 125.11 ft** **Estimated Total Volume Pumped: 3000 ml** **Flow Cell Volume: 90 ml** **Final Flow Rate: 120 ml/min** **Final Draw Down: 0.03 ft**	**Instrument Used: Aqua TROLL 400** **Serial Number: 789310**

Test Notes:
Prepurged 2L.

Low-Flow Readings:

Date Time	Elapsed Time	pH	Temperature	Specific Conductivity	RDO Concentration	Turbidity	ORP	Depth to Water	Salinity	Flow
		+/- 0.1	+/- 1000 %	+/- 5 %	+/- 10 %	+/- 5	+/- 1000 %	+/- 0.3	+/- 1000 %	
2/6/2024 3:37 PM	00:00	6.07 pH	19.84 °C	1,660.9 µS/cm	0.32 mg/L	13.20 NTU	-15.4 mV	28.85 ft	0.85 PSU	120.00 ml/min
2/6/2024 3:42 PM	05:00	6.18 pH	19.84 °C	1,596.2 µS/cm	0.25 mg/L	11.70 NTU	34.1 mV	28.85 ft	0.81 PSU	120.00 ml/min
2/6/2024 3:47 PM	10:00	6.24 pH	19.89 °C	1,596.3 µS/cm	0.21 mg/L	10.92 NTU	41.6 mV	28.86 ft	0.81 PSU	120.00 ml/min
2/6/2024 3:52 PM	15:00	6.27 pH	19.97 °C	1,594.7 µS/cm	0.18 mg/L	6.75 NTU	45.8 mV	28.86 ft	0.81 PSU	120.00 ml/min
2/6/2024 3:57 PM	20:00	6.29 pH	19.93 °C	1,598.1 µS/cm	0.16 mg/L	4.83 NTU	49.8 mV	28.86 ft	0.81 PSU	120.00 ml/min
2/6/2024 4:02 PM	25:00	6.30 pH	19.97 °C	1,601.0 µS/cm	0.15 mg/L	4.11 NTU	49.1 mV	28.86 ft	0.82 PSU	120.00 ml/min

Samples

Sample ID:	Description:
BGWC-38D	Metals, Inorganics, Alkalinity, TDS, Sulfide, Radium

Created using VuSitu from In-Situ, Inc.

Low-Flow Test Report:

Test Date / Time: 2/7/2024 12:37:54 PM
Project: Plant Bowen AP January 2024
Operator Name: William Laaker

Location Name: BGWC-39 **Well Diameter: 2 in** **Casing Type: PVC** **Screen Length: 10 ft** **Top of Screen: 18.27 ft** **Total Depth: 28.27 ft** **Initial Depth to Water: 19.65 ft**	**Pump Type: GeoTech Peristaltic** **Tubing Type: LDPE** **Pump Intake From TOC: 23.27 ft** **Estimated Total Volume Pumped: 7150 ml** **Flow Cell Volume: 90 ml** **Final Flow Rate: 130 ml/min** **Final Draw Down: 3.61 ft**	**Instrument Used: Aqua TROLL 400** **Serial Number: 789301**

Test Notes:
Prepurged 1 L.
DTW historically starts in screen interval and purges dry before 3 well volumes. DTW started in screen. Complete evac performed.

Low-Flow Readings:

Date Time	Elapsed Time	pH	Temperature	Specific Conductivity	RDO Concentration	Turbidity	ORP	Depth to Water	Salinity	Flow
		+/- 0.1	+/- 1000 %	+/- 5 %	+/- 10 %	+/- 5	+/- 1000 %	+/- 0.3	+/- 1000 %	
2/7/2024 12:37 PM	00:00	6.41 pH	15.65 °C	1,634.0 µS/cm	3.19 mg/L	0.22 NTU	96.7 mV	20.36 ft	0.83 PSU	130.00 ml/min
2/7/2024 12:42 PM	05:00	6.42 pH	15.75 °C	1,640.0 µS/cm	3.12 mg/L	0.26 NTU	100.4 mV	20.55 ft	0.83 PSU	130.00 ml/min
2/7/2024 12:47 PM	10:00	6.45 pH	15.84 °C	1,642.3 µS/cm	3.12 mg/L	0.21 NTU	101.2 mV	20.82 ft	0.84 PSU	130.00 ml/min
2/7/2024 12:52 PM	15:00	6.45 pH	15.81 °C	1,640.5 µS/cm	3.17 mg/L	0.39 NTU	102.0 mV	21.10 ft	0.83 PSU	130.00 ml/min
2/7/2024 12:57 PM	20:00	6.47 pH	15.77 °C	1,632.7 µS/cm	3.38 mg/L	0.06 NTU	102.4 mV	21.39 ft	0.83 PSU	130.00 ml/min
2/7/2024 1:02 PM	25:00	6.60 pH	15.74 °C	1,523.9 µS/cm	4.67 mg/L	0.32 NTU	102.2 mV	21.67 ft	0.77 PSU	130.00 ml/min
2/7/2024 1:07 PM	30:00	6.65 pH	15.90 °C	1,471.4 µS/cm	5.66 mg/L	0.28 NTU	102.4 mV	21.96 ft	0.74 PSU	130.00 ml/min
2/7/2024 1:12 PM	35:00	6.65 pH	16.07 °C	1,484.5 µS/cm	5.76 mg/L	0.04 NTU	102.7 mV	22.24 ft	0.75 PSU	130.00 ml/min
2/7/2024 1:17 PM	40:00	6.64 pH	16.13 °C	1,518.2 µS/cm	5.35 mg/L	0.15 NTU	103.0 mV	22.50 ft	0.77 PSU	130.00 ml/min
2/7/2024 1:22 PM	45:00	6.53 pH	16.02 °C	1,662.7 µS/cm	5.13 mg/L	0.10 NTU	104.0 mV	22.65 ft	0.85 PSU	130.00 ml/min
2/7/2024 1:27 PM	50:00	6.49 pH	16.08 °C	1,663.0 µS/cm	3.26 mg/L	0.21 NTU	103.8 mV	22.94 ft	0.85 PSU	130.00 ml/min
2/7/2024 1:32 PM	55:00	6.62 pH	16.15 °C	1,592.0 µS/cm	4.16 mg/L	0.69 NTU	103.2 mV	23.26 ft	0.81 PSU	130.00 ml/min

Samples

Sample ID:	Description:

Created using VuSitu from In-Situ, Inc.

Low-Flow Test Report:

Test Date / Time: 2/8/2024 10:44:24 AM
Project: Plant Bowen AP January 2024
Operator Name: William Laaker

Location Name: BGWC-39 **Well Diameter: 2 in** **Casing Type: PVC** **Screen Length: 10 ft** **Top of Screen: 18.27 ft** **Total Depth: 28.27 ft** **Initial Depth to Water: 19.75 ft**	**Pump Type: GeoTech Peristaltic** **Tubing Type: LDPE** **Pump Intake From TOC: 23.27 ft** **Estimated Total Volume Pumped: 240 ml** **Flow Cell Volume: 90 ml** **Final Flow Rate: 120 ml/min** **Final Draw Down: 0.35 ft**	**Instrument Used: Aqua TROLL 400** **Serial Number: 789301**

Test Notes:
Complete evac performed on 2/7/2024.

Low-Flow Readings:

Date Time	Elapsed Time	pH	Temperature	Specific Conductivity	RDO Concentration	Turbidity	ORP	Depth to Water	Salinity	Flow
		+/- 0.1	+/- 1000 %	+/- 5 %	+/- 10 %	+/- 5	+/- 1000 %	+/- 0.3	+/- 1000 %	
2/8/2024 10:44 AM	00:00	6.61 pH	12.57 °C	1,865.5 µS/cm	6.79 mg/L	0.07 NTU	98.1 mV	20.00 ft	0.95 PSU	120.00 ml/min
2/8/2024 10:45 AM	01:00	6.54 pH	13.11 °C	1,845.5 µS/cm	6.64 mg/L	0.69 NTU	87.6 mV	20.06 ft	0.94 PSU	120.00 ml/min
2/8/2024 10:46 AM	02:00	6.50 pH	13.52 °C	1,831.7 µS/cm	6.62 mg/L	0.29 NTU	98.4 mV	20.10 ft	0.93 PSU	120.00 ml/min

Samples

Sample ID:	Description:
BGWC-39	Metals, Inorganics, Alkalinity, TDS, Sulfide, Radium

Created using VuSitu from In-Situ, Inc.

Low-Flow Test Report:

Test Date / Time: 2/7/2024 12:08:18 PM
Project: Plant Bowen AP January 2024
Operator Name: Kevin Stephenson

Location Name: BGWC-40 **Well Diameter: 2 in** **Casing Type: PVC** **Screen Length: 10 ft** **Top of Screen: 52.74 ft** **Total Depth: 62.74 ft** **Initial Depth to Water: 25.63 ft**	**Pump Type: QED Dedicated** **Tubing Type: LDPE** **Pump Intake From TOC: 57.74 ft** **Estimated Total Volume Pumped: 3600 ml** **Flow Cell Volume: 90 ml** **Final Flow Rate: 120 ml/min** **Final Draw Down: 0.51 ft**	**Instrument Used: Aqua TROLL 400** **Serial Number: 893479**

Test Notes:
Pre-purged 2 liters.

Low-Flow Readings:

Date Time	Elapsed Time	pH	Temperature	Specific Conductivity	RDO Concentration	Turbidity	ORP	Depth to Water	Salinity	Flow
		+/- 0.1	+/- 1000 %	+/- 5 %	+/- 10 %	+/- 5	+/- 1000 %	+/- 0.3	+/- 1000 %	
2/7/2024 12:08 PM	00:00	7.18 pH	16.08 °C	919.22 µS/cm	0.84 mg/L	3.53 NTU	40.3 mV	25.98 ft	0.51 PSU	120.00 ml/min
2/7/2024 12:13 PM	05:00	7.18 pH	15.99 °C	921.62 µS/cm	0.83 mg/L	2.73 NTU	38.5 mV	26.11 ft	0.51 PSU	120.00 ml/min
2/7/2024 12:18 PM	10:00	7.18 pH	16.03 °C	921.97 µS/cm	0.74 mg/L	2.19 NTU	37.9 mV	26.14 ft	0.51 PSU	120.00 ml/min
2/7/2024 12:23 PM	15:00	7.18 pH	16.59 °C	915.82 µS/cm	0.72 mg/L	2.13 NTU	42.1 mV	26.14 ft	0.51 PSU	120.00 ml/min
2/7/2024 12:28 PM	20:00	7.18 pH	16.84 °C	915.27 µS/cm	0.73 mg/L	2.29 NTU	37.0 mV	26.14 ft	0.51 PSU	120.00 ml/min
2/7/2024 12:33 PM	25:00	7.19 pH	16.98 °C	911.28 µS/cm	0.62 mg/L	1.86 NTU	31.4 mV	26.14 ft	0.51 PSU	120.00 ml/min
2/7/2024 12:38 PM	30:00	7.19 pH	17.09 °C	914.45 µS/cm	0.66 mg/L	1.93 NTU	32.7 mV	26.14 ft	0.51 PSU	120.00 ml/min

Samples

Sample ID:	Description:
BGWC-40	Metals, Inorganics, Alkalinity, TDS, Sulfide, Radium

Low-Flow Test Report:

Test Date / Time: 2/7/2024 2:24:49 PM
Project: Plant Bowen AP January 2024
Operator Name: William Laaker

Location Name: BGWC-41D **Well Diameter: 2 in** **Casing Type: PVC** **Screen Length: 10 ft** **Top of Screen: 48.26 ft** **Total Depth: 58.26 ft** **Initial Depth to Water: 20.27 ft**	**Pump Type: QED Dedicated** **Tubing Type: LDPE** **Pump Intake From TOC: 53.26 ft** **Estimated Total Volume Pumped: 5600 ml** **Flow Cell Volume: 90 ml** **Final Flow Rate: 160 ml/min** **Final Draw Down: 2.55 ft**	**Instrument Used: Aqua TROLL 400** **Serial Number: 789301**

Test Notes:
Prepurged 2 L.

Low-Flow Readings:

Date Time	Elapsed Time	pH	Temperature	Specific Conductivity	RDO Concentration	Turbidity	ORP	Depth to Water	Salinity	Flow
		+/- 0.1	+/- 1000 %	+/- 5 %	+/- 10 %	+/- 5	+/- 1000 %	+/- 0.3	+/- 1000 %	
2/7/2024 2:24 PM	00:00	6.95 pH	16.83 °C	2,200.3 µS/cm	0.50 mg/L	1.03 NTU	43.8 mV	21.80 ft	1.14 PSU	160.00 ml/min
2/7/2024 2:29 PM	05:00	6.99 pH	16.78 °C	2,171.2 µS/cm	0.44 mg/L	1.05 NTU	-3.7 mV	21.95 ft	1.12 PSU	160.00 ml/min
2/7/2024 2:34 PM	10:00	7.01 pH	16.74 °C	2,139.0 µS/cm	0.43 mg/L	0.90 NTU	55.1 mV	22.15 ft	1.10 PSU	160.00 ml/min
2/7/2024 2:39 PM	15:00	7.03 pH	16.78 °C	2,115.5 µS/cm	0.39 mg/L	0.79 NTU	53.3 mV	22.34 ft	1.09 PSU	160.00 ml/min
2/7/2024 2:44 PM	20:00	7.05 pH	16.83 °C	2,094.0 µS/cm	0.38 mg/L	0.31 NTU	52.9 mV	22.48 ft	1.08 PSU	160.00 ml/min
2/7/2024 2:49 PM	25:00	7.06 pH	16.83 °C	2,081.3 µS/cm	0.36 mg/L	0.28 NTU	51.7 mV	22.61 ft	1.07 PSU	160.00 ml/min
2/7/2024 2:54 PM	30:00	7.06 pH	16.78 °C	2,075.4 µS/cm	0.38 mg/L	0.16 NTU	51.7 mV	22.72 ft	1.07 PSU	160.00 ml/min
2/7/2024 2:59 PM	35:00	7.07 pH	16.74 °C	2,073.0 µS/cm	0.34 mg/L	0.11 NTU	50.6 mV	22.82 ft	1.07 PSU	160.00 ml/min

Samples

Sample ID:	Description:
BGWC-41D	Metals, Inorganics, Alkalinity, TDS, Sulfide, Radium
FD-04	Metals, Inorganics, Alkalinity, TDS, Sulfide, Radium

Low-Flow Test Report:

Test Date / Time: 2/7/2024 2:54:05 PM
Project: Plant Bowen AP January 2024
Operator Name: Jay Siewert

Location Name: BGWC-42D **Well Diameter: 2 in** **Casing Type: PVC** **Screen Length: 10 ft** **Top of Screen: 143.74 ft** **Total Depth: 153.74 ft** **Initial Depth to Water: 33.71 ft**	**Pump Type: QED Dedicated** **Tubing Type: LDPE** **Pump Intake From TOC: 148.74 ft** **Estimated Total Volume Pumped: 7722.917 ml** **Flow Cell Volume: 90 ml** **Final Flow Rate: 125 ml/min** **Final Draw Down: 0.69 ft**	**Instrument Used: Aqua TROLL 400** **Serial Number: 789310**

Test Notes:
Prepurged 2 L.

Low-Flow Readings:

Date Time	Elapsed Time	pH	Temperature	Specific Conductivity	RDO Concentration	Turbidity	ORP	Depth to Water	Salinity	Flow
		+/- 0.1	+/- 1000 %	+/- 5 %	+/- 10 %	+/- 5	+/- 1000 %	+/- 0.3	+/- 1000 %	
2/7/2024 2:54 PM	00:00	6.90 pH	18.42 °C	1,127.3 µS/cm	0.29 mg/L	1.24 NTU	-149.5 mV	34.30 ft	0.57 PSU	125.00 ml/min
2/7/2024 2:59 PM	05:00	6.82 pH	18.47 °C	1,149.7 µS/cm	0.22 mg/L	1.15 NTU	-138.7 mV	34.31 ft	0.58 PSU	125.00 ml/min
2/7/2024 3:04 PM	10:00	6.83 pH	18.50 °C	1,143.4 µS/cm	0.18 mg/L	1.06 NTU	-129.3 mV	34.35 ft	0.57 PSU	125.00 ml/min
2/7/2024 3:09 PM	15:00	6.83 pH	18.37 °C	1,135.5 µS/cm	0.16 mg/L	0.90 NTU	-121.3 mV	34.36 ft	0.57 PSU	125.00 ml/min
2/7/2024 3:14 PM	20:00	6.84 pH	18.47 °C	1,087.1 µS/cm	0.14 mg/L	0.52 NTU	-113.9 mV	34.38 ft	0.54 PSU	125.00 ml/min
2/7/2024 3:19 PM	25:00	6.85 pH	18.52 °C	1,012.5 µS/cm	0.14 mg/L	0.35 NTU	-104.7 mV	34.39 ft	0.51 PSU	125.00 ml/min
2/7/2024 3:24 PM	30:00	6.87 pH	18.55 °C	959.31 µS/cm	0.14 mg/L	0.61 NTU	-92.4 mV	34.39 ft	0.48 PSU	125.00 ml/min
2/7/2024 3:29 PM	35:00	6.89 pH	18.65 °C	915.30 µS/cm	0.15 mg/L	0.35 NTU	-76.4 mV	34.39 ft	0.46 PSU	125.00 ml/min
2/7/2024 3:34 PM	40:00	6.90 pH	18.64 °C	887.85 µS/cm	0.16 mg/L	0.48 NTU	-58.8 mV	34.40 ft	0.44 PSU	125.00 ml/min
2/7/2024 3:39 PM	45:00	6.92 pH	18.69 °C	861.48 µS/cm	0.17 mg/L	0.42 NTU	-43.4 mV	34.40 ft	0.43 PSU	125.00 ml/min
2/7/2024 3:40 PM	46:47	6.92 pH	18.69 °C	849.67 µS/cm	0.17 mg/L	0.41 NTU	-34.7 mV	34.40 ft	0.42 PSU	125.00 ml/min
2/7/2024 3:45 PM	51:47	6.92 pH	18.60 °C	838.59 µS/cm	0.18 mg/L	0.38 NTU	-32.0 mV	34.40 ft	0.42 PSU	125.00 ml/min
2/7/2024 3:50 PM	56:47	6.93 pH	18.69 °C	828.99 µS/cm	0.18 mg/L	0.37 NTU	-34.4 mV	34.40 ft	0.41 PSU	125.00 ml/min
2/7/2024 3:55 PM	01:01:47	6.94 pH	18.60 °C	820.30 µS/cm	0.19 mg/L	0.34 NTU	-36.1 mV	34.40 ft	0.41 PSU	125.00 ml/min

Samples

Sample ID:	Description:
BGWC-42D	Metals, Inorganics, Alkalinity, TDS, Sulfide, Radium

Created using VuSitu from In-Situ, Inc.

Low-Flow Test Report:

Test Date / Time: 1/30/2024 11:22:19 AM
Project: Plant Bowen AP January 2024
Operator Name: William Laaker

Location Name: BGWC-43D **Well Diameter: 2 in** **Casing Type: PVC** **Screen Length: 10 ft** **Top of Screen: 156.01 ft** **Total Depth: 166.01 ft** **Initial Depth to Water: 27.46 ft**	**Pump Type: Solinst Model 408** **Tubing Type: LDPE** **Pump Intake From TOC: 161.01 ft** **Estimated Total Volume Pumped: 5200 ml** **Flow Cell Volume: 90 ml** **Final Flow Rate: 130 ml/min** **Final Draw Down: -0.01 ft**	**Instrument Used: Aqua TROLL 400** **Serial Number: 789301**

Test Notes:
Prepurged 2 L.
Grey sediment during prepurge.

Low-Flow Readings:

Date Time	Elapsed Time	pH	Temperature	Specific Conductivity	RDO Concentration	Turbidity	ORP	Depth to Water	Salinity	Flow
		+/- 0.1	+/- 1000 %	+/- 5 %	+/- 10 %	+/- 5	+/- 1000 %	+/- 0.3	+/- 1000 %	
1/30/2024 11:22 AM	00:00	6.98 pH	19.68 °C	2,273.8 µS/cm	0.20 mg/L	5.32 NTU	70.8 mV	27.46 ft	1.18 PSU	130.00 ml/min
1/30/2024 11:27 AM	05:00	6.99 pH	19.53 °C	2,262.2 µS/cm	0.14 mg/L	4.53 NTU	83.0 mV	27.46 ft	1.17 PSU	130.00 ml/min
1/30/2024 11:32 AM	10:00	6.99 pH	19.77 °C	2,268.7 µS/cm	0.11 mg/L	4.29 NTU	86.1 mV	27.46 ft	1.18 PSU	130.00 ml/min
1/30/2024 11:37 AM	15:00	6.99 pH	19.68 °C	2,274.8 µS/cm	0.08 mg/L	4.15 NTU	89.3 mV	27.46 ft	1.18 PSU	130.00 ml/min
1/30/2024 11:42 AM	20:00	6.99 pH	19.81 °C	2,274.5 µS/cm	0.07 mg/L	4.62 NTU	92.0 mV	27.46 ft	1.18 PSU	130.00 ml/min
1/30/2024 11:47 AM	25:00	6.99 pH	19.77 °C	2,277.8 µS/cm	0.07 mg/L	3.86 NTU	93.4 mV	27.46 ft	1.18 PSU	130.00 ml/min
1/30/2024 11:52 AM	30:00	6.99 pH	19.72 °C	2,262.1 µS/cm	0.06 mg/L	3.94 NTU	95.8 mV	27.45 ft	1.17 PSU	130.00 ml/min
1/30/2024 11:57 AM	35:00	6.99 pH	19.96 °C	2,273.3 µS/cm	0.05 mg/L	3.80 NTU	97.2 mV	27.45 ft	1.18 PSU	130.00 ml/min
1/30/2024 12:02 PM	40:00	6.99 pH	19.86 °C	2,272.8 µS/cm	0.05 mg/L	3.77 NTU	98.4 mV	27.45 ft	1.18 PSU	130.00 ml/min

Samples

Sample ID:	Description:
BGWC-43D	Metals, Inorganics, Alkalinity, TDS, Sulfide, Radium

Low-Flow Test Report:

Test Date / Time: 1/31/2024 10:48:42 AM
Project: Plant Bowen AP January 2024
Operator Name: Kevin Stephenson

Location Name: BGWC-44D **Well Diameter: 2 in** **Casing Type: PVC** **Screen Length: 10 ft** **Top of Screen: 132.79 ft** **Total Depth: 142.79 ft** **Initial Depth to Water: 45.38 ft**	**Pump Type: QED Dedicated** **Tubing Type: LDPE** **Pump Intake From TOC: 137.79 ft** **Estimated Total Volume Pumped: 3500 ml** **Flow Cell Volume: 90 ml** **Final Flow Rate: 100 ml/min** **Final Draw Down: 3.61 ft**	**Instrument Used: Aqua TROLL 400** **Serial Number: 789317**

Test Notes:
Pre-purged 2 liters.

Low-Flow Readings:

Date Time	Elapsed Time	pH	Temperature	Specific Conductivity	RDO Concentration	Turbidity	ORP	Depth to Water	Salinity	Flow
		+/- 0.1	+/- 1000 %	+/- 5 %	+/- 10 %	+/- 5	+/- 1000 %	+/- 0.3	+/- 1000 %	
1/31/2024 10:48 AM	00:00	7.03 pH	19.56 °C	643.04 µS/cm	0.45 mg/L	0.38 NTU	141.0 mV	47.39 ft	0.35 PSU	100.00 ml/min
1/31/2024 10:53 AM	05:00	7.23 pH	16.11 °C	665.74 µS/cm	0.40 mg/L	0.39 NTU	72.2 mV	47.71 ft	0.37 PSU	100.00 ml/min
1/31/2024 10:58 AM	10:00	7.29 pH	17.92 °C	647.49 µS/cm	0.33 mg/L	0.35 NTU	33.1 mV	48.01 ft	0.35 PSU	100.00 ml/min
1/31/2024 11:03 AM	15:00	7.33 pH	18.02 °C	646.21 µS/cm	0.28 mg/L	0.27 NTU	5.4 mV	48.28 ft	0.35 PSU	100.00 ml/min
1/31/2024 11:08 AM	20:00	7.33 pH	18.33 °C	645.08 µS/cm	0.27 mg/L	0.28 NTU	-15.9 mV	48.51 ft	0.35 PSU	100.00 ml/min
1/31/2024 11:13 AM	25:00	7.34 pH	18.35 °C	644.44 µS/cm	0.25 mg/L	0.26 NTU	-38.2 mV	48.69 ft	0.35 PSU	100.00 ml/min
1/31/2024 11:18 AM	30:00	7.34 pH	18.67 °C	639.18 µS/cm	0.25 mg/L	0.30 NTU	-55.0 mV	48.86 ft	0.35 PSU	100.00 ml/min
1/31/2024 11:23 AM	35:00	7.34 pH	18.77 °C	635.82 µS/cm	0.24 mg/L	0.24 NTU	-64.7 mV	48.99 ft	0.35 PSU	100.00 ml/min

Samples

Sample ID:	Description:
BGWC-44D	Metals, Inorganics, Alkalinity, TDS, Sulfide, Radium

Low-Flow Test Report:

Test Date / Time: 1/31/2024 11:03:14 AM
Project: Plant Bowen AP January 2024
Operator Name: Jay Siewert

Location Name: BGWA-47D **Well Diameter: 2 in** **Casing Type: PVC** **Screen Length: 10 ft** **Top of Screen: 144.96 ft** **Total Depth: 154.96 ft** **Initial Depth to Water: 55.43 ft**	**Pump Type: QED Dedicated** **Tubing Type: LDPE** **Pump Intake From TOC: 149.96 ft** **Estimated Total Volume Pumped: 2600 ml** **Flow Cell Volume: 90 ml** **Final Flow Rate: 130 ml/min** **Final Draw Down: 0.05 ft**	**Instrument Used: Aqua TROLL 400** **Serial Number: 789301**

Test Notes:
Prepurged 3L.

Low-Flow Readings:

Date Time	Elapsed Time	pH	Temperature	Specific Conductivity	RDO Concentration	Turbidity	ORP	Depth to Water	Salinity	Flow
		+/- 0.1	+/- 1000 %	+/- 5 %	+/- 10 %	+/- 5	+/- 1000 %	+/- 0.3	+/- 1000 %	
1/31/2024 11:03 AM	00:00	6.71 pH	16.33 °C	701.71 µS/cm	0.42 mg/L	2.33 NTU	79.3 mV	55.48 ft	0.34 PSU	130.00 ml/min
1/31/2024 11:08 AM	05:00	6.70 pH	16.84 °C	696.41 µS/cm	0.40 mg/L	2.03 NTU	87.1 mV	55.48 ft	0.34 PSU	130.00 ml/min
1/31/2024 11:13 AM	10:00	6.70 pH	16.55 °C	698.31 µS/cm	0.41 mg/L	1.60 NTU	89.3 mV	55.48 ft	0.34 PSU	130.00 ml/min
1/31/2024 11:18 AM	15:00	6.69 pH	16.11 °C	700.19 µS/cm	0.41 mg/L	1.35 NTU	91.0 mV	55.48 ft	0.34 PSU	130.00 ml/min
1/31/2024 11:23 AM	20:00	6.69 pH	15.98 °C	699.81 µS/cm	0.41 mg/L	1.24 NTU	91.8 mV	55.48 ft	0.34 PSU	130.00 ml/min

Samples

Sample ID:	Description:
BGWA-47D	Metals, Inorganics, Alkalinity, TDS, Sulfides, Radium

Created using VuSitu from In-Situ, Inc.

Low-Flow Test Report:

Test Date / Time: 1/31/2024 1:49:48 PM
Project: Plant Bowen AP January 2024
Operator Name: Jay Siewert

Location Name: BGWA-48D **Well Diameter: 2 in** **Casing Type: PVC** **Screen Length: 10 ft** **Top of Screen: 184.79 ft** **Total Depth: 194.79 ft** **Initial Depth to Water: 55.38 ft**	**Pump Type: QED Dedicated** **Tubing Type: LDPE** **Pump Intake From TOC: 189.79 ft** **Estimated Total Volume Pumped: 6600 ml** **Flow Cell Volume: 90 ml** **Final Flow Rate: 120 ml/min** **Final Draw Down: 3.96 ft**	**Instrument Used: Aqua TROLL 400** **Serial Number: 789301**

Test Notes:
Prepurged 2L.

Low-Flow Readings:

Date Time	Elapsed Time	pH	Temperature	Specific Conductivity	RDO Concentration	Turbidity	ORP	Depth to Water	Salinity	Flow
		+/- 0.1	+/- 1000 %	+/- 5 %	+/- 10 %	+/- 5	+/- 1000 %	+/- 0.3	+/- 1000 %	
1/31/2024 1:49 PM	00:00	7.18 pH	17.22 °C	531.84 µS/cm	0.53 mg/L	0.26 NTU	-36.1 mV	57.06 ft	0.26 PSU	120.00 ml/min
1/31/2024 1:54 PM	05:00	7.22 pH	17.49 °C	535.05 µS/cm	0.41 mg/L	0.15 NTU	-30.2 mV	57.56 ft	0.26 PSU	120.00 ml/min
1/31/2024 1:59 PM	10:00	7.25 pH	17.46 °C	534.95 µS/cm	0.35 mg/L	0.15 NTU	-33.6 mV	57.76 ft	0.26 PSU	120.00 ml/min
1/31/2024 2:04 PM	15:00	7.27 pH	17.32 °C	535.23 µS/cm	0.32 mg/L	0.20 NTU	-35.5 mV	58.12 ft	0.26 PSU	120.00 ml/min
1/31/2024 2:09 PM	20:00	7.29 pH	17.34 °C	538.10 µS/cm	0.31 mg/L	0.25 NTU	-36.4 mV	58.34 ft	0.26 PSU	120.00 ml/min
1/31/2024 2:14 PM	25:00	7.31 pH	17.54 °C	546.98 µS/cm	0.30 mg/L	0.05 NTU	-38.2 mV	58.58 ft	0.27 PSU	120.00 ml/min
1/31/2024 2:19 PM	30:00	7.33 pH	17.58 °C	553.53 µS/cm	0.30 mg/L	0.10 NTU	-37.8 mV	58.75 ft	0.27 PSU	120.00 ml/min
1/31/2024 2:24 PM	35:00	7.35 pH	17.31 °C	560.64 µS/cm	0.31 mg/L	0.20 NTU	-37.8 mV	58.90 ft	0.27 PSU	120.00 ml/min
1/31/2024 2:29 PM	40:00	7.36 pH	17.29 °C	567.09 µS/cm	0.30 mg/L	0.02 NTU	-38.3 mV	59.02 ft	0.28 PSU	120.00 ml/min
1/31/2024 2:34 PM	45:00	7.37 pH	17.32 °C	571.14 µS/cm	0.31 mg/L	0.02 NTU	-38.4 mV	59.14 ft	0.28 PSU	120.00 ml/min
1/31/2024 2:39 PM	50:00	7.37 pH	17.43 °C	571.30 µS/cm	0.31 mg/L	0.15 NTU	-37.2 mV	59.24 ft	0.28 PSU	120.00 ml/min
1/31/2024 2:44 PM	55:00	7.38 pH	17.25 °C	573.23 µS/cm	0.31 mg/L	0.07 NTU	-36.3 mV	59.34 ft	0.28 PSU	120.00 ml/min

Samples

Sample ID:	Description:

BGWA-48D	Metals, Inorganics, Alkalinity, TDS, Sulfide, Radium

Created using VuSitu from In-Situ, Inc.

Low-Flow Test Report:

Test Date / Time: 2/6/2024 12:14:05 PM
Project: Plant Bowen AP January 2024
Operator Name: William Laaker

Location Name: BGWC-49D **Well Diameter: 2 in** **Casing Type: PVC** **Screen Length: 10 ft** **Top of Screen: 300.68 ft** **Total Depth: 310.68 ft** **Initial Depth to Water: 28.56 ft**	**Pump Type: Solinst Model 408** **Tubing Type: LDPE** **Pump Intake From TOC: 305.68 ft** **Estimated Total Volume Pumped: 32800 ml** **Flow Cell Volume: 90 ml** **Final Flow Rate: 100 ml/min** **Final Draw Down: 26.19 ft**	**Instrument Used: Aqua TROLL 400** **Serial Number: 789301**

Test Notes:
Prepurged 2 L.
Lowered pump rate to 120 mL/min at 01:55:00 and again to 100 mL/min at 02:50:00 to stabilize drawdown.

Low-Flow Readings:

Date Time	Elapsed Time	pH	Temperature	Specific Conductivity	RDO Concentration	Turbidity	ORP	Depth to Water	Salinity	Flow
		+/- 0.1	+/- 1000 %	+/- 5 %	+/- 10 %	+/- 5	+/- 1000 %	+/- 0.3	+/- 1000 %	
2/6/2024 12:14 PM	00:00	7.14 pH	19.25 °C	1,971.6 µS/cm	0.09 mg/L	1.09 NTU	8.6 mV	32.04 ft	1.01 PSU	180.00 ml/min
2/6/2024 12:19 PM	05:00	7.15 pH	19.27 °C	1,990.0 µS/cm	0.08 mg/L	1.39 NTU	-16.2 mV	32.80 ft	1.02 PSU	180.00 ml/min
2/6/2024 12:24 PM	10:00	7.16 pH	19.24 °C	1,991.0 µS/cm	0.06 mg/L	1.49 NTU	33.1 mV	33.80 ft	1.03 PSU	180.00 ml/min
2/6/2024 12:29 PM	15:00	7.17 pH	19.24 °C	1,991.1 µS/cm	0.06 mg/L	1.40 NTU	36.1 mV	34.75 ft	1.03 PSU	180.00 ml/min
2/6/2024 12:34 PM	20:00	7.17 pH	19.33 °C	1,989.6 µS/cm	0.05 mg/L	1.42 NTU	37.3 mV	35.61 ft	1.02 PSU	180.00 ml/min
2/6/2024 12:39 PM	25:00	7.16 pH	19.28 °C	1,990.7 µS/cm	0.05 mg/L	1.26 NTU	37.4 mV	36.43 ft	1.03 PSU	180.00 ml/min
2/6/2024 12:44 PM	30:00	7.16 pH	19.32 °C	1,990.0 µS/cm	0.05 mg/L	1.16 NTU	37.1 mV	37.24 ft	1.02 PSU	180.00 ml/min
2/6/2024 12:49 PM	35:00	7.16 pH	19.59 °C	1,981.9 µS/cm	0.04 mg/L	1.19 NTU	36.8 mV	37.96 ft	1.02 PSU	180.00 ml/min
2/6/2024 12:54 PM	40:00	7.16 pH	19.90 °C	1,967.9 µS/cm	0.04 mg/L	1.22 NTU	36.3 mV	38.67 ft	1.01 PSU	180.00 ml/min
2/6/2024 12:59 PM	45:00	7.16 pH	19.99 °C	1,975.7 µS/cm	0.03 mg/L	1.11 NTU	35.8 mV	39.43 ft	1.02 PSU	180.00 ml/min
2/6/2024 1:04 PM	50:00	7.16 pH	20.18 °C	1,968.1 µS/cm	0.03 mg/L	1.06 NTU	35.5 mV	40.22 ft	1.01 PSU	180.00 ml/min
2/6/2024 1:09 PM	55:00	7.15 pH	20.35 °C	1,962.6 µS/cm	0.03 mg/L	1.01 NTU	35.1 mV	41.08 ft	1.01 PSU	180.00 ml/min
2/6/2024 1:14 PM	01:00:00	7.15 pH	20.30 °C	1,964.6 µS/cm	0.03 mg/L	0.93 NTU	34.4 mV	41.83 ft	1.01 PSU	180.00 ml/min
2/6/2024 1:19 PM	01:05:00	7.15 pH	20.50 °C	1,965.8 µS/cm	0.02 mg/L	0.79 NTU	32.6 mV	42.61 ft	1.01 PSU	180.00 ml/min
2/6/2024 1:24 PM	01:10:00	7.15 pH	20.50 °C	1,965.7 µS/cm	0.02 mg/L	0.70 NTU	30.9 mV	43.39 ft	1.01 PSU	180.00 ml/min

2/6/2024 1:29 PM	01:15:00	7.15 pH	20.48 °C	1,960.5 µS/cm	0.02 mg/L	0.59 NTU	-8.1 mV	44.17 ft	1.01 PSU	180.00 ml/min
2/6/2024 1:34 PM	01:20:00	7.15 pH	20.51 °C	1,956.2 µS/cm	0.02 mg/L	0.47 NTU	24.0 mV	45.00 ft	1.01 PSU	180.00 ml/min
2/6/2024 1:39 PM	01:25:00	7.15 pH	20.53 °C	1,956.9 µS/cm	0.02 mg/L	0.39 NTU	20.9 mV	45.50 ft	1.01 PSU	180.00 ml/min
2/6/2024 1:44 PM	01:30:00	7.15 pH	20.50 °C	1,958.9 µS/cm	0.02 mg/L	0.27 NTU	16.0 mV	46.18 ft	1.01 PSU	180.00 ml/min
2/6/2024 1:49 PM	01:35:00	7.15 pH	20.35 °C	1,962.7 µS/cm	0.02 mg/L	0.27 NTU	11.8 mV	46.80 ft	1.01 PSU	180.00 ml/min
2/6/2024 1:54 PM	01:40:00	7.16 pH	20.21 °C	1,964.7 µS/cm	0.03 mg/L	0.18 NTU	6.8 mV	47.44 ft	1.01 PSU	180.00 ml/min
2/6/2024 1:59 PM	01:45:00	7.16 pH	20.13 °C	1,968.5 µS/cm	0.03 mg/L	0.16 NTU	2.3 mV	48.06 ft	1.01 PSU	180.00 ml/min
2/6/2024 2:04 PM	01:50:00	7.16 pH	20.17 °C	1,969.2 µS/cm	0.03 mg/L	0.06 NTU	-2.1 mV	48.65 ft	1.01 PSU	180.00 ml/min
2/6/2024 2:09 PM	01:55:00	7.16 pH	20.08 °C	1,971.7 µS/cm	0.03 mg/L	0.08 NTU	-4.9 mV	49.23 ft	1.02 PSU	120.00 ml/min
2/6/2024 2:14 PM	02:00:00	7.17 pH	19.90 °C	1,970.0 µS/cm	0.03 mg/L	0.08 NTU	-6.7 mV	49.68 ft	1.01 PSU	120.00 ml/min
2/6/2024 2:19 PM	02:05:00	7.17 pH	19.90 °C	1,971.6 µS/cm	0.03 mg/L	0.16 NTU	-8.6 mV	50.04 ft	1.02 PSU	120.00 ml/min
2/6/2024 2:24 PM	02:10:00	7.17 pH	19.88 °C	1,971.6 µS/cm	0.03 mg/L	0.05 NTU	-7.3 mV	50.40 ft	1.02 PSU	120.00 ml/min
2/6/2024 2:29 PM	02:15:00	7.17 pH	19.95 °C	1,975.5 µS/cm	0.04 mg/L	0.01 NTU	-7.6 mV	50.74 ft	1.02 PSU	120.00 ml/min
2/6/2024 2:34 PM	02:20:00	7.17 pH	19.90 °C	1,972.1 µS/cm	0.04 mg/L	0.01 NTU	-7.0 mV	51.10 ft	1.02 PSU	120.00 ml/min
2/6/2024 2:39 PM	02:25:00	7.17 pH	19.99 °C	1,975.8 µS/cm	0.04 mg/L	0.01 NTU	-8.5 mV	51.43 ft	1.02 PSU	120.00 ml/min
2/6/2024 2:44 PM	02:30:00	7.17 pH	19.99 °C	1,972.5 µS/cm	0.04 mg/L	0.04 NTU	-9.7 mV	51.76 ft	1.02 PSU	120.00 ml/min
2/6/2024 2:49 PM	02:35:00	7.18 pH	19.95 °C	1,972.5 µS/cm	0.04 mg/L	0.03 NTU	-11.8 mV	52.06 ft	1.02 PSU	120.00 ml/min
2/6/2024 2:54 PM	02:40:00	7.18 pH	20.04 °C	1,973.5 µS/cm	0.04 mg/L	0.08 NTU	-12.9 mV	52.35 ft	1.02 PSU	120.00 ml/min
2/6/2024 2:59 PM	02:45:00	7.18 pH	19.97 °C	1,974.4 µS/cm	0.04 mg/L	0.03 NTU	-13.5 mV	52.65 ft	1.02 PSU	120.00 ml/min
2/6/2024 3:04 PM	02:50:00	7.19 pH	20.16 °C	1,973.5 µS/cm	0.04 mg/L	0.20 NTU	-14.6 mV	52.96 ft	1.02 PSU	100.00 ml/min
2/6/2024 3:09 PM	02:55:00	7.19 pH	20.12 °C	1,967.5 µS/cm	0.04 mg/L	0.20 NTU	-14.9 mV	53.19 ft	1.01 PSU	100.00 ml/min
2/6/2024 3:14 PM	03:00:00	7.19 pH	20.03 °C	1,971.5 µS/cm	0.04 mg/L	0.15 NTU	-15.5 mV	53.36 ft	1.02 PSU	100.00 ml/min
2/6/2024 3:19 PM	03:05:00	7.20 pH	20.04 °C	1,973.8 µS/cm	0.04 mg/L	0.13 NTU	-15.2 mV	53.50 ft	1.02 PSU	100.00 ml/min
2/6/2024 3:24 PM	03:10:00	7.20 pH	20.06 °C	1,971.8 µS/cm	0.04 mg/L	0.02 NTU	-15.5 mV	53.65 ft	1.02 PSU	100.00 ml/min
2/6/2024 3:29 PM	03:15:00	7.20 pH	20.02 °C	1,973.8 µS/cm	0.04 mg/L	0.15 NTU	-17.0 mV	53.85 ft	1.02 PSU	100.00 ml/min
2/6/2024 3:34 PM	03:20:00	7.21 pH	19.98 °C	1,973.2 µS/cm	0.04 mg/L	0.19 NTU	-18.6 mV	54.03 ft	1.02 PSU	100.00 ml/min
2/6/2024 3:39 PM	03:25:00	7.21 pH	20.04 °C	1,977.3 µS/cm	0.04 mg/L	0.14 NTU	-19.1 mV	54.25 ft	1.02 PSU	100.00 ml/min
2/6/2024 3:44 PM	03:30:00	7.23 pH	19.99 °C	1,976.1 µS/cm	0.05 mg/L	0.17 NTU	-19.6 mV	54.40 ft	1.02 PSU	100.00 ml/min
2/6/2024 3:49 PM	03:35:00	7.21 pH	19.98 °C	1,978.1 µS/cm	0.05 mg/L	0.07 NTU	-20.6 mV	54.52 ft	1.02 PSU	100.00 ml/min

2/6/2024 3:54 PM	03:40:00	7.22 pH	20.03 °C	1,981.6 µS/cm	0.05 mg/L	0.20 NTU	-20.1 mV	54.64 ft	1.02 PSU	100.00 ml/min
2/6/2024 3:59 PM	03:45:00	7.22 pH	20.04 °C	1,983.0 µS/cm	0.05 mg/L	0.13 NTU	-21.7 mV	54.75 ft	1.02 PSU	100.00 ml/min

Samples

Sample ID:	Description:
BGWC-49D	Metals, Inorganics, Alkalinity, TDS, Sulfide, Radium

Created using VuSitu from In-Situ, Inc.

Low-Flow Test Report:

Test Date / Time: 1/31/2024 2:12:15 PM
Project: Plant Bowen AP January 2024
Operator Name: Kevin Stephenson

Location Name: BGWC-50D **Well Diameter: 2 in** **Casing Type: PVC** **Screen Length: 10 ft** **Top of Screen: 177.28 ft** **Total Depth: 187.28 ft** **Initial Depth to Water: 46.54 ft**	**Pump Type: QED Dedicated** **Tubing Type: LDPE** **Pump Intake From TOC: 182.28 ft** **Estimated Total Volume Pumped: 5500 ml** **Flow Cell Volume: 90 ml** **Final Flow Rate: 100 ml/min** **Final Draw Down: 2.05 ft**	**Instrument Used: Aqua TROLL 400** **Serial Number: 789317**

Test Notes:
Pre-purged 1 liter.

Low-Flow Readings:

Date Time	Elapsed Time	pH	Temperature	Specific Conductivity	RDO Concentration	Turbidity	ORP	Depth to Water	Salinity	Flow
		+/- 0.1	+/- 1000 %	+/- 5 %	+/- 10 %	+/- 5	+/- 1000 %	+/- 0.3	+/- 1000 %	
1/31/2024 2:12 PM	00:00	6.99 pH	32.80 °C	902.44 µS/cm	0.40 mg/L	1.18 NTU	-32.3 mV	47.76 ft	0.49 PSU	100.00 ml/min
1/31/2024 2:17 PM	05:00	6.89 pH	22.97 °C	1,171.5 µS/cm	0.45 mg/L	0.81 NTU	-98.7 mV	48.02 ft	0.65 PSU	100.00 ml/min
1/31/2024 2:22 PM	10:00	6.85 pH	22.86 °C	1,245.0 µS/cm	0.35 mg/L	0.63 NTU	-113.7 mV	48.17 ft	0.69 PSU	100.00 ml/min
1/31/2024 2:27 PM	15:00	6.82 pH	24.44 °C	1,261.1 µS/cm	0.27 mg/L	1.06 NTU	-123.0 mV	48.30 ft	0.70 PSU	100.00 ml/min
1/31/2024 2:32 PM	20:00	6.66 pH	34.72 °C	1,062.2 µS/cm	0.12 mg/L	0.81 NTU	-126.7 mV	48.40 ft	0.57 PSU	100.00 ml/min
1/31/2024 2:37 PM	25:00	6.56 pH	64.02 °C	725.10 µS/cm	0.10 mg/L	0.82 NTU	-125.5 mV	48.45 ft	0.37 PSU	100.00 ml/min
1/31/2024 2:42 PM	30:00	6.52 pH	71.31 °C	653.37 µS/cm	0.13 mg/L	0.78 NTU	-123.0 mV	48.49 ft	0.33 PSU	100.00 ml/min
1/31/2024 2:47 PM	35:00	6.52 pH	72.00 °C	634.63 µS/cm	0.10 mg/L	0.94 NTU	-121.1 mV	48.53 ft	0.32 PSU	100.00 ml/min
1/31/2024 2:52 PM	40:00	6.53 pH	72.64 °C	621.33 µS/cm	0.10 mg/L	0.76 NTU	-121.3 mV	48.53 ft	0.31 PSU	100.00 ml/min
1/31/2024 2:57 PM	45:00	6.54 pH	73.47 °C	609.10 µS/cm	0.09 mg/L	0.85 NTU	-120.8 mV	48.58 ft	0.31 PSU	100.00 ml/min
1/31/2024 3:02 PM	50:00	6.55 pH	73.64 °C	603.33 µS/cm	0.10 mg/L	0.93 NTU	-121.3 mV	48.58 ft	0.30 PSU	100.00 ml/min
1/31/2024 3:07 PM	55:00	6.56 pH	73.88 °C	593.42 µS/cm	0.10 mg/L	0.78 NTU	-119.0 mV	48.59 ft	0.30 PSU	100.00 ml/min

Samples

Sample ID:	Description:

BGWC-50D	Metals, Inorganics, Alkalinity, TDS, Sulfide, Radium

Created using VuSitu from In-Situ, Inc.

Low-Flow Test Report:

Test Date / Time: 2/5/2024 10:43:22 AM
Project: Plant Bowen AP January 2024
Operator Name: Jay Siewert

Location Name: BGWC-51 **Well Diameter: 2 in** **Casing Type: PVC** **Screen Length: 10 ft** **Top of Screen: 57.29 ft** **Total Depth: 67.29 ft** **Initial Depth to Water: 40.04 ft**	**Pump Type: QED Dedicated** **Tubing Type: LDPE** **Pump Intake From TOC: 62.29 ft** **Estimated Total Volume Pumped: 3750 ml** **Flow Cell Volume: 90 ml** **Final Flow Rate: 150 ml/min** **Final Draw Down: 0.01 ft**	**Instrument Used: Aqua TROLL 400** **Serial Number: 789310**

Test Notes:
Prepurged 2L.

Low-Flow Readings:

Date Time	Elapsed Time	pH	Temperature	Specific Conductivity	RDO Concentration	Turbidity	ORP	Depth to Water	Salinity	Flow
		+/- 0.1	+/- 1000 %	+/- 5 %	+/- 10 %	+/- 5	+/- 1000 %	+/- 0.3	+/- 1000 %	
2/5/2024 10:43 AM	00:00	6.91 pH	16.11 °C	520.34 µS/cm	6.71 mg/L	2.75 NTU	117.0 mV	40.05 ft	0.25 PSU	150.00 ml/min
2/5/2024 10:48 AM	05:00	6.93 pH	16.26 °C	521.75 µS/cm	6.66 mg/L	2.90 NTU	120.5 mV	40.05 ft	0.25 PSU	150.00 ml/min
2/5/2024 10:53 AM	10:00	6.94 pH	15.94 °C	524.05 µS/cm	6.67 mg/L	0.80 NTU	119.5 mV	40.05 ft	0.26 PSU	150.00 ml/min
2/5/2024 10:58 AM	15:00	6.94 pH	16.02 °C	524.82 µS/cm	6.69 mg/L	0.65 NTU	117.6 mV	40.05 ft	0.26 PSU	150.00 ml/min
2/5/2024 11:03 AM	20:00	6.94 pH	16.11 °C	520.32 µS/cm	6.67 mg/L	0.64 NTU	117.1 mV	40.05 ft	0.25 PSU	150.00 ml/min
2/5/2024 11:08 AM	25:00	6.93 pH	16.09 °C	518.74 µS/cm	6.66 mg/L	0.45 NTU	117.1 mV	40.05 ft	0.25 PSU	150.00 ml/min

Samples

Sample ID:	Description:
BGWC-51	Metals, Inorganics, Alkalinity, TDS, Sulfide, Radium

Created using VuSitu from In-Situ, Inc.

Low-Flow Test Report:

Test Date / Time: 2/5/2024 12:44:24 PM
Project: Plant Bowen AP January 2024
Operator Name: Jay Siewert

Location Name: BGWC-52 **Well Diameter: 2 in** **Casing Type: PVC** **Screen Length: 10 ft** **Top of Screen: 72.18 ft** **Total Depth: 82.18 ft** **Initial Depth to Water: 39.2 ft**	**Pump Type: QED Dedicated** **Tubing Type: LDPE** **Pump Intake From TOC: 77.18 ft** **Estimated Total Volume Pumped: 6075 ml** **Flow Cell Volume: 90 ml** **Final Flow Rate: 135 ml/min** **Final Draw Down: 0.14 ft**	**Instrument Used: Aqua TROLL 400** **Serial Number: 789310**

Test Notes:
Prepurged 2L.

Low-Flow Readings:

Date Time	Elapsed Time	pH	Temperature	Specific Conductivity	RDO Concentration	Turbidity	ORP	Depth to Water	Salinity	Flow
		+/- 0.1	+/- 1000 %	+/- 5 %	+/- 10 %	+/- 5	+/- 1000 %	+/- 0.3	+/- 1000 %	
2/5/2024 12:44 PM	00:00	7.10 pH	16.01 °C	393.50 µS/cm	3.33 mg/L	0.90 NTU	80.0 mV	39.31 ft	0.19 PSU	135.00 ml/min
2/5/2024 12:49 PM	05:00	7.14 pH	16.15 °C	392.94 µS/cm	3.16 mg/L	0.63 NTU	99.8 mV	39.32 ft	0.19 PSU	135.00 ml/min
2/5/2024 12:54 PM	10:00	7.17 pH	16.18 °C	397.25 µS/cm	3.07 mg/L	0.78 NTU	101.2 mV	39.32 ft	0.19 PSU	135.00 ml/min
2/5/2024 12:59 PM	15:00	7.19 pH	16.19 °C	399.04 µS/cm	3.46 mg/L	1.33 NTU	101.6 mV	39.33 ft	0.19 PSU	135.00 ml/min
2/5/2024 1:04 PM	20:00	7.21 pH	16.14 °C	398.60 µS/cm	3.76 mg/L	1.65 NTU	102.4 mV	39.33 ft	0.19 PSU	135.00 ml/min
2/5/2024 1:09 PM	25:00	7.21 pH	16.06 °C	398.12 µS/cm	3.87 mg/L	1.80 NTU	102.5 mV	39.34 ft	0.19 PSU	135.00 ml/min
2/5/2024 1:14 PM	30:00	7.22 pH	16.00 °C	396.18 µS/cm	3.94 mg/L	1.70 NTU	102.7 mV	39.34 ft	0.19 PSU	135.00 ml/min
2/5/2024 1:19 PM	35:00	7.22 pH	16.01 °C	394.50 µS/cm	4.11 mg/L	1.71 NTU	103.7 mV	39.34 ft	0.19 PSU	135.00 ml/min
2/5/2024 1:24 PM	40:00	7.21 pH	16.07 °C	394.04 µS/cm	4.15 mg/L	1.92 NTU	104.3 mV	39.34 ft	0.19 PSU	135.00 ml/min
2/5/2024 1:29 PM	45:00	7.21 pH	16.10 °C	393.66 µS/cm	4.15 mg/L	1.81 NTU	104.2 mV	39.34 ft	0.19 PSU	135.00 ml/min

Samples

Sample ID:	Description:
BGWC-52	Metals, Inorganics, Alkalinity, TDS, Sulfide, Radium

Created using VuSitu from In-Situ, Inc.

April 2024

Low-Flow Test Report:

Test Date / Time: 4/3/2024 2:47:58 PM
Project: Plant Bowen AP Re-Sample 2024
Operator Name: Jay Siewert

Location Name: BGWC-43D **Well Diameter: 2 in** **Casing Type: PVC** **Screen Length: 10 ft** **Top of Screen: 156.01 ft** **Total Depth: 166.01 ft** **Initial Depth to Water: 25.62 ft**	**Pump Type: Solinst Model 408** **Tubing Type: LDPE** **Pump Intake From TOC: 161.01 ft** **Estimated Total Volume Pumped: 3000 ml** **Flow Cell Volume: 90 ml** **Final Flow Rate: 120 ml/min** **Final Draw Down: 0.02 ft**	**Instrument Used: Aqua TROLL 400** **Serial Number: 789310**

Test Notes:
Pre-purged 4 L

Low-Flow Readings:

Date Time	Elapsed Time	pH	Temperature	Specific Conductivity	RDO Concentration	Turbidity	ORP	Depth to Water	Salinity	Flow
		+/- 0.1	+/- 1000 %	+/- 5 %	+/- 10 %	+/- 5	+/- 1000 %	+/- 0.3	+/- 1000 %	
4/3/2024 2:47 PM	00:00	6.73 pH	20.82 °C	1,947.5 µS/cm	0.04 mg/L	8.10 NTU	47.8 mV	25.63 ft	1.00 PSU	120.00 ml/min
4/3/2024 2:52 PM	05:00	6.74 pH	20.65 °C	1,939.0 µS/cm	0.03 mg/L	6.66 NTU	71.6 mV	25.65 ft	1.00 PSU	120.00 ml/min
4/3/2024 2:57 PM	10:00	6.74 pH	20.69 °C	1,943.8 µS/cm	0.03 mg/L	5.92 NTU	74.9 mV	25.64 ft	1.00 PSU	120.00 ml/min
4/3/2024 3:02 PM	15:00	6.75 pH	20.43 °C	1,941.7 µS/cm	0.03 mg/L	3.11 NTU	76.9 mV	25.64 ft	1.00 PSU	120.00 ml/min
4/3/2024 3:07 PM	20:00	6.74 pH	20.67 °C	1,945.9 µS/cm	0.02 mg/L	2.51 NTU	77.5 mV	25.64 ft	1.00 PSU	120.00 ml/min
4/3/2024 3:12 PM	25:00	6.74 pH	20.67 °C	1,935.5 µS/cm	0.02 mg/L	2.35 NTU	78.2 mV	25.64 ft	1.00 PSU	120.00 ml/min

Samples

Sample ID:	Description:
BGWC-43D	Thallium
FD-01	Thallium

Created using VuSitu from In-Situ, Inc.

August 2024

Low-Flow Test Report:

Test Date / Time: 8/21/2024 2:28:15 PM
Project: Plant Bowen AP August 2024
Operator Name: Kevin Stephenson

Location Name: BGWA-2 **Well Diameter: 2 in** **Casing Type: PVC** **Screen Length: 10 ft** **Top of Screen: 79.17 ft** **Total Depth: 89.17 ft** **Initial Depth to Water: 64.48 ft**	**Pump Type: QED Bladder** **Tubing Type: LDPE** **Pump Intake From TOC: 84.17 m** **Estimated Total Volume Pumped: 5600 ml** **Flow Cell Volume: 90 ml** **Final Flow Rate: 140 ml/min** **Final Draw Down: 0.01 ft**	**Instrument Used: Aqua TROLL 400** **Serial Number: 1120055**

Test Notes:
Pre-purged 2 liters.

Low-Flow Readings:

Date Time	Elapsed Time	pH	Temperature	Specific Conductivity	RDO Concentration	Turbidity	ORP	Depth to Water	Salinity	Flow
		+/- 0.1	+/- 1000 %	+/- 5 %	+/- 0.2	+/- 5	+/- 1000 %	+/- 0.3	+/- 10	
8/21/2024 2:28 PM	00:00	7.48 pH	21.41 °C	415.45 µS/cm	2.11 mg/L	8.31 NTU	25.8 mV	64.49 ft	0.22 PSU	140.00 ml/min
8/21/2024 2:33 PM	05:00	7.48 pH	21.43 °C	411.68 µS/cm	1.75 mg/L	7.96 NTU	15.8 mV	64.49 ft	0.22 PSU	140.00 ml/min
8/21/2024 2:38 PM	10:00	7.48 pH	21.29 °C	409.10 µS/cm	1.69 mg/L	7.43 NTU	3.7 mV	64.49 ft	0.22 PSU	140.00 ml/min
8/21/2024 2:43 PM	15:00	7.50 pH	21.04 °C	412.03 µS/cm	1.72 mg/L	6.72 NTU	-28.4 mV	64.49 ft	0.22 PSU	140.00 ml/min
8/21/2024 2:48 PM	20:00	7.50 pH	21.08 °C	410.18 µS/cm	1.71 mg/L	6.38 NTU	-36.5 mV	64.49 ft	0.22 PSU	140.00 ml/min
8/21/2024 2:53 PM	25:00	7.51 pH	21.47 °C	408.82 µS/cm	1.71 mg/L	6.17 NTU	-47.2 mV	64.49 ft	0.22 PSU	140.00 ml/min
8/21/2024 2:58 PM	30:00	7.52 pH	21.31 °C	403.00 µS/cm	1.70 mg/L	4.93 NTU	-56.5 mV	64.49 ft	0.22 PSU	140.00 ml/min
8/21/2024 3:03 PM	35:00	7.53 pH	21.12 °C	399.19 µS/cm	1.71 mg/L	4.56 NTU	-64.4 mV	64.49 ft	0.21 PSU	140.00 ml/min
8/21/2024 3:08 PM	40:00	7.54 pH	20.95 °C	395.93 µS/cm	1.75 mg/L	4.28 NTU	-66.9 mV	64.49 ft	0.21 PSU	140.00 ml/min

Samples

Sample ID:	Description:
BGWA-2	Metals, Inorganics, TDS, Radium

Low-Flow Test Report:

Test Date / Time: 8/15/2024 10:46:30 AM
Project: Plant Bowen AP August 2024
Operator Name: Natalie Piparo

Location Name: BGWA-6 **Well Diameter: 2 in** **Casing Type: PVC** **Screen Length: 10 ft** **Top of Screen: 52.74 ft** **Total Depth: 62.74 ft** **Initial Depth to Water: 49.93 ft**	**Pump Type: QED Dedicated** **Tubing Type: LDPE** **Pump Intake From TOC: 57.74 ft** **Estimated Total Volume Pumped: 4600 ml** **Flow Cell Volume: 90 ml** **Final Flow Rate: 115 ml/min** **Final Draw Down: 0.09 ft**	**Instrument Used: Aqua TROLL 400** **Serial Number: 850767**

Test Notes:
Prepurged 2L

Low-Flow Readings:

Date Time	Elapsed Time	pH	Temperature	Specific Conductivity	RDO Concentration	Turbidity	ORP	Depth To Water	Salinity	Flow
		+/- 0.1	+/- 1000 %	+/- 5 %	+/- 10 %	+/- 5	+/- 1000 %	+/- 0.3	+/- 10	
8/15/2024 10:46 AM	00:00	6.98 pH	23.89 °C	506.32 µS/cm	1.23 mg/L	0.78 NTU	99.6 mV	50.04 ft	0.25 PSU	115.00 ml/min
8/15/2024 10:51 AM	05:00	7.18 pH	19.33 °C	542.56 µS/cm	1.14 mg/L	0.35 NTU	27.9 mV	50.04 ft	0.26 PSU	115.00 ml/min
8/15/2024 10:56 AM	10:00	7.21 pH	18.97 °C	552.46 µS/cm	1.00 mg/L	0.29 NTU	6.4 mV	50.03 ft	0.27 PSU	115.00 ml/min
8/15/2024 11:01 AM	15:00	7.23 pH	19.28 °C	552.11 µS/cm	0.90 mg/L	0.12 NTU	-7.0 mV	50.04 ft	0.27 PSU	115.00 ml/min
8/15/2024 11:06 AM	20:00	7.24 pH	19.39 °C	551.03 µS/cm	0.85 mg/L	0.33 NTU	-11.3 mV	50.04 ft	0.27 PSU	115.00 ml/min
8/15/2024 11:11 AM	25:00	7.24 pH	19.68 °C	549.67 µS/cm	0.80 mg/L	0.22 NTU	-18.8 mV	50.04 ft	0.27 PSU	115.00 ml/min
8/15/2024 11:16 AM	30:00	7.24 pH	19.41 °C	548.52 µS/cm	0.77 mg/L	0.18 NTU	-21.1 mV	50.03 ft	0.27 PSU	115.00 ml/min
8/15/2024 11:21 AM	35:00	7.24 pH	19.50 °C	552.09 µS/cm	0.74 mg/L	0.18 NTU	-22.2 mV	50.02 ft	0.27 PSU	115.00 ml/min
8/15/2024 11:26 AM	40:00	7.24 pH	19.95 °C	551.27 µS/cm	0.72 mg/L	0.12 NTU	-24.4 mV	50.02 ft	0.27 PSU	115.00 ml/min

Samples

Sample ID:	Description:
BGWA-6	Metals, Inorganics , TDS, Radium

Low-Flow Test Report:

Test Date / Time: 8/15/2024 1:35:30 PM
Project: Plant Bowen AP August 2024
Operator Name: William Laaker

Location Name: BGWC-7 **Well Diameter: 2 in** **Casing Type: PVC** **Screen Length: 10 ft** **Top of Screen: 80.4 ft** **Total Depth: 90.4 ft** **Initial Depth to Water: 48.38 ft**	**Pump Type: QED Dedicated** **Tubing Type: LDPE** **Pump Intake From TOC: 85.4 ft** **Estimated Total Volume Pumped: 12850 ml** **Flow Cell Volume: 90 ml** **Final Flow Rate: 110 ml/min** **Final Draw Down: 31.24 ft**	**Instrument Used: Aqua TROLL 400** **Serial Number: 789301**

Test Notes:
Prepurged 10 L
Well historically does not stabilize drawdown. DTW fell into screen interval and below top of pump. Complete evac performed.

Low-Flow Readings:

Date Time	Elapsed Time	pH	Temperature	Specific Conductivity	RDO Concentration	Turbidity	ORP	Depth to Water	Salinity	Flow
		+/- 0.1	+/- 1000 %	+/- 5 %	+/- 10 %	+/- 5	+/- 1000 %	+/- 0.3	+/- 1000 %	
8/15/2024 1:35 PM	00:00	6.74 pH	20.45 °C	849.23 µS/cm	0.87 mg/L	0.28 NTU	124.7 mV	64.29 ft	0.42 PSU	200.00 ml/min
8/15/2024 1:40 PM	05:00	6.74 pH	20.35 °C	856.27 µS/cm	1.01 mg/L	0.29 NTU	108.3 mV	65.29 ft	0.42 PSU	200.00 ml/min
8/15/2024 1:45 PM	10:00	6.75 pH	20.35 °C	853.77 µS/cm	1.12 mg/L	0.49 NTU	148.7 mV	66.60 ft	0.42 PSU	200.00 ml/min
8/15/2024 1:50 PM	15:00	6.74 pH	20.50 °C	855.41 µS/cm	1.20 mg/L	0.29 NTU	150.5 mV	67.91 ft	0.42 PSU	200.00 ml/min
8/15/2024 1:55 PM	20:00	6.75 pH	20.49 °C	855.10 µS/cm	1.29 mg/L	0.28 NTU	154.4 mV	69.16 ft	0.42 PSU	200.00 ml/min
8/15/2024 2:00 PM	25:00	6.74 pH	20.41 °C	859.39 µS/cm	1.38 mg/L	0.24 NTU	124.8 mV	70.43 ft	0.43 PSU	200.00 ml/min
8/15/2024 2:05 PM	30:00	6.75 pH	20.32 °C	857.02 µS/cm	1.45 mg/L	0.62 NTU	153.2 mV	71.78 ft	0.43 PSU	200.00 ml/min
8/15/2024 2:10 PM	35:00	6.75 pH	20.52 °C	852.73 µS/cm	1.56 mg/L	0.45 NTU	153.3 mV	73.00 ft	0.42 PSU	200.00 ml/min
8/15/2024 2:15 PM	40:00	6.74 pH	20.70 °C	858.49 µS/cm	1.63 mg/L	0.79 NTU	153.2 mV	74.20 ft	0.43 PSU	200.00 ml/min
8/15/2024 2:20 PM	45:00	6.74 pH	20.97 °C	857.76 µS/cm	1.68 mg/L	0.83 NTU	152.3 mV	75.37 ft	0.43 PSU	110.00 ml/min
8/15/2024 2:25 PM	50:00	6.74 pH	22.04 °C	858.90 µS/cm	1.67 mg/L	0.47 NTU	150.8 mV	76.19 ft	0.43 PSU	110.00 ml/min
8/15/2024 2:30 PM	55:00	6.74 pH	21.91 °C	858.03 µS/cm	1.64 mg/L	0.46 NTU	151.1 mV	76.90 ft	0.43 PSU	110.00 ml/min
8/15/2024 2:35 PM	01:00:00	6.73 pH	22.27 °C	861.84 µS/cm	1.61 mg/L	0.41 NTU	148.8 mV	77.59 ft	0.43 PSU	110.00 ml/min
8/15/2024 2:40 PM	01:05:00	6.74 pH	21.97 °C	858.82 µS/cm	1.62 mg/L	0.61 NTU	148.3 mV	78.30 ft	0.43 PSU	110.00 ml/min
8/15/2024 2:45 PM	01:10:00	6.74 pH	21.66 °C	859.72 µS/cm	1.64 mg/L	0.73 NTU	148.0 mV	79.00 ft	0.43 PSU	110.00 ml/min

8/15/2024 2:50 PM	01:15:00	6.73 pH	22.13 °C	863.59 µS/cm	1.61 mg/L	0.78 NTU	147.0 mV	79.62 ft	0.43 PSU	110.00 ml/min
8/15/2024 2:55 PM	01:20:00	6.72 pH	22.55 °C	863.33 µS/cm	1.60 mg/L	0.63 NTU	146.7 mV	79.62 ft	0.43 PSU	110.00 ml/min

Samples

Sample ID:	Description:

Created using VuSitu from In-Situ, Inc.

Low-Flow Test Report:

Test Date / Time: 8/16/2024 10:51:34 AM
Project: Plant Bowen AP August 2024
Operator Name: William Laaker

Location Name: BGWC-7 **Well Diameter: 2 in** **Casing Type: PVC** **Screen Length: 10 ft** **Top of Screen: 80.4 ft** **Total Depth: 90.4 ft** **Initial Depth to Water: 66.62 ft**	**Pump Type: QED Dedicated** **Tubing Type: LDPE** **Pump Intake From TOC: 85.4 ft** **Estimated Total Volume Pumped: 220 ml** **Flow Cell Volume: 90 ml** **Final Flow Rate: 110 ml/min** **Final Draw Down: 0.77 ft**	**Instrument Used: Aqua TROLL 400** **Serial Number: 789301**

Test Notes:
Complete evac performed on 8/15/24.

Low-Flow Readings:

Date Time	Elapsed Time	pH	Temperature	Specific Conductivity	RDO Concentration	Turbidity	ORP	Depth to Water	Salinity	Flow
		+/- 0.1	+/- 1000 %	+/- 5 %	+/- 10 %	+/- 5	+/- 1000 %	+/- 0.3	+/- 1000 %	
8/16/2024 10:51 AM	00:00	6.87 pH	24.42 °C	864.46 µS/cm	3.25 mg/L	0.13 NTU	156.5 mV	67.39 ft	0.43 PSU	110.00 ml/min
8/16/2024 10:52 AM	01:00	6.85 pH	24.11 °C	863.98 µS/cm	3.38 mg/L		160.9 mV	67.39 ft	0.43 PSU	110.00 ml/min
8/16/2024 10:53 AM	02:00	6.84 pH	24.26 °C	869.36 µS/cm	3.48 mg/L	0.13 NTU	162.9 mV	67.39 ft	0.43 PSU	110.00 ml/min

Samples

Sample ID:	Description:
BGWC-7	Metals, Inorganics, TDS, Radium

Created using VuSitu from In-Situ, Inc.

Low-Flow Test Report:

Test Date / Time: 8/16/2024 12:02:53 PM
Project: Plant Bowen AP August 2024
Operator Name: William Laaker

Location Name: BGWC-8 **Well Diameter: 2 in** **Casing Type: PVC** **Screen Length: 10 ft** **Top of Screen: 69.73 ft** **Total Depth: 79.73 ft** **Initial Depth to Water: 50.46 ft**	**Pump Type: QED Dedicated** **Tubing Type: LDPE** **Pump Intake From TOC: 74.73 ft** **Estimated Total Volume Pumped: 2400 ml** **Flow Cell Volume: 90 ml** **Final Flow Rate: 120 ml/min** **Final Draw Down: 0.02 ft**	**Instrument Used: Aqua TROLL 400** **Serial Number: 789301**

Test Notes:
Prepurged 1 L

Low-Flow Readings:

Date Time	Elapsed Time	pH	Temperature	Specific Conductivity	RDO Concentration	Turbidity	ORP	Depth to Water	Salinity	Flow
		+/- 0.1	+/- 1000 %	+/- 5 %	+/- 10 %	+/- 5	+/- 1000 %	+/- 0.3	+/- 1000 %	
8/16/2024 12:02 PM	00:00	7.29 pH	23.31 °C	327.56 µS/cm	5.31 mg/L	0.97 NTU	153.4 mV	50.48 ft	0.16 PSU	120.00 ml/min
8/16/2024 12:07 PM	05:00	7.29 pH	23.23 °C	328.46 µS/cm	5.27 mg/L	1.25 NTU	163.3 mV	50.48 ft	0.16 PSU	120.00 ml/min
8/16/2024 12:12 PM	10:00	7.29 pH	23.11 °C	328.29 µS/cm	5.20 mg/L	0.76 NTU	172.0 mV	50.48 ft	0.16 PSU	120.00 ml/min
8/16/2024 12:17 PM	15:00	7.29 pH	22.91 °C	328.19 µS/cm	5.16 mg/L	0.95 NTU	173.8 mV	50.48 ft	0.16 PSU	120.00 ml/min
8/16/2024 12:22 PM	20:00	7.28 pH	22.86 °C	329.56 µS/cm	5.13 mg/L	0.76 NTU	174.5 mV	50.48 ft	0.16 PSU	120.00 ml/min

Samples

Sample ID:	Description:
BGWC-8	Metals, Inorganics, TDS, Radium

Created using VuSitu from In-Situ, Inc.

Low-Flow Test Report:

Test Date / Time: 8/19/2024 10:22:21 AM
Project: Plant Bowen AP August 2024
Operator Name: William Laaker

Location Name: BGWC-9 **Well Diameter: 2 in** **Casing Type: PVC** **Screen Length: 10 ft** **Top of Screen: 53.74 ft** **Total Depth: 63.74 ft** **Initial Depth to Water: 36.03 ft**	**Pump Type: QED Dedicated** **Tubing Type: LDPE** **Pump Intake From TOC: 58.74 ft** **Estimated Total Volume Pumped: 3900 ml** **Flow Cell Volume: 90 ml** **Final Flow Rate: 130 ml/min** **Final Draw Down: 0.08 ft**	**Instrument Used: Aqua TROLL 400** **Serial Number: 789301**

Test Notes:
Prepurged 2 L

Low-Flow Readings:

Date Time	Elapsed Time	pH	Temperature	Specific Conductivity	RDO Concentration	Turbidity	ORP	Depth to Water	Salinity	Flow
		+/- 0.1	+/- 1000 %	+/- 5 %	+/- 10 %	+/- 5	+/- 1000 %	+/- 0.3	+/- 1000 %	
8/19/2024 10:22 AM	00:00	6.70 pH	21.24 °C	638.94 µS/cm	0.38 mg/L	4.97 NTU	54.3 mV	36.10 ft	0.31 PSU	130.00 ml/min
8/19/2024 10:27 AM	05:00	6.77 pH	21.24 °C	631.11 µS/cm	0.41 mg/L	4.10 NTU	3.6 mV	36.10 ft	0.31 PSU	130.00 ml/min
8/19/2024 10:32 AM	10:00	6.83 pH	21.19 °C	624.68 µS/cm	0.46 mg/L	3.89 NTU	98.3 mV	36.10 ft	0.31 PSU	130.00 ml/min
8/19/2024 10:37 AM	15:00	6.87 pH	21.18 °C	623.25 µS/cm	0.55 mg/L	2.76 NTU	126.0 mV	36.10 ft	0.31 PSU	130.00 ml/min
8/19/2024 10:42 AM	20:00	6.87 pH	21.06 °C	624.65 µS/cm	0.65 mg/L	2.35 NTU	147.8 mV	36.10 ft	0.31 PSU	130.00 ml/min
8/19/2024 10:47 AM	25:00	6.86 pH	21.28 °C	623.09 µS/cm	0.73 mg/L	2.56 NTU	161.2 mV	36.11 ft	0.31 PSU	130.00 ml/min
8/19/2024 10:52 AM	30:00	6.86 pH	21.37 °C	623.16 µS/cm	0.79 mg/L	2.21 NTU	168.0 mV	36.11 ft	0.31 PSU	130.00 ml/min

Samples

Sample ID:	Description:
BGWC-9	Metals,Inorganics, TDS, Radium
FD-09	Metals, Inorganics, TDS, Radium

Low-Flow Test Report:

Test Date / Time: 8/19/2024 12:41:08 PM
Project: Plant Bowen AP August 2024
Operator Name: William Laaker

Location Name: BGWC-10 **Well Diameter: 2 in** **Casing Type: PVC** **Screen Length: 10 ft** **Top of Screen: 52.37 ft** **Total Depth: 62.37 ft** **Initial Depth to Water: 33.7 ft**	**Pump Type: QED Dedicated** **Tubing Type: LDPE** **Pump Intake From TOC: 57.37 ft** **Estimated Total Volume Pumped: 15900 ml** **Flow Cell Volume: 90 ml** **Final Flow Rate: 100 ml/min** **Final Draw Down: 17.86 ft**	**Instrument Used: Aqua TROLL 400** **Serial Number: 789301**

Test Notes:
Prepurged 2 L
DTW fell into screen interval and below top of pump. Complete evac performed.

Low-Flow Readings:

Date Time	Elapsed Time	pH	Temperature	Specific Conductivity	RDO Concentration	Turbidity	ORP	Depth to Water	Salinity	Flow
		+/- 0.1	+/- 1000 %	+/- 5 %	+/- 10 %	+/- 5	+/- 1000 %	+/- 0.3	+/- 1000 %	
8/19/2024 12:41 PM	00:00	7.26 pH	20.12 °C	584.85 µS/cm	4.57 mg/L	0.15 NTU	117.1 mV	37.75 ft	0.29 PSU	180.00 ml/min
8/19/2024 12:46 PM	05:00	7.25 pH	19.88 °C	579.47 µS/cm	4.52 mg/L	0.24 NTU	143.5 mV	38.70 ft	0.28 PSU	180.00 ml/min
8/19/2024 12:51 PM	10:00	7.25 pH	19.59 °C	576.79 µS/cm	4.46 mg/L	0.12 NTU	150.0 mV	39.94 ft	0.28 PSU	180.00 ml/min
8/19/2024 12:56 PM	15:00	7.24 pH	19.68 °C	578.15 µS/cm	4.46 mg/L	0.27 NTU	152.6 mV	41.16 ft	0.28 PSU	180.00 ml/min
8/19/2024 1:01 PM	20:00	7.24 pH	19.59 °C	577.26 µS/cm	4.44 mg/L	0.28 NTU	154.5 mV	42.34 ft	0.28 PSU	180.00 ml/min
8/19/2024 1:06 PM	25:00	7.23 pH	19.90 °C	577.96 µS/cm	4.43 mg/L	0.33 NTU	155.9 mV	43.53 ft	0.28 PSU	180.00 ml/min
8/19/2024 1:11 PM	30:00	7.23 pH	20.04 °C	575.91 µS/cm	4.36 mg/L	0.22 NTU	156.8 mV	44.73 ft	0.28 PSU	100.00 ml/min
8/19/2024 1:16 PM	35:00	7.21 pH	21.26 °C	578.13 µS/cm	4.35 mg/L	0.21 NTU	156.5 mV	45.39 ft	0.28 PSU	100.00 ml/min
8/19/2024 1:21 PM	40:00	7.21 pH	21.48 °C	576.71 µS/cm	4.15 mg/L	0.05 NTU	157.4 mV	45.93 ft	0.28 PSU	100.00 ml/min
8/19/2024 1:26 PM	45:00	7.20 pH	21.68 °C	576.17 µS/cm	4.01 mg/L	0.07 NTU	157.9 mV	46.46 ft	0.28 PSU	100.00 ml/min
8/19/2024 1:31 PM	50:00	7.20 pH	21.74 °C	576.32 µS/cm	3.95 mg/L	0.12 NTU	158.3 mV	46.96 ft	0.28 PSU	100.00 ml/min
8/19/2024 1:36 PM	55:00	7.19 pH	21.82 °C	575.22 µS/cm	3.84 mg/L	0.13 NTU	159.0 mV	47.49 ft	0.28 PSU	100.00 ml/min
8/19/2024 1:41 PM	01:00:00	7.18 pH	22.13 °C	577.43 µS/cm	3.75 mg/L	0.12 NTU	159.3 mV	47.95 ft	0.28 PSU	100.00 ml/min
8/19/2024 1:46 PM	01:05:00	7.19 pH	21.56 °C	575.73 µS/cm	3.63 mg/L	0.15 NTU	160.2 mV	48.39 ft	0.28 PSU	100.00 ml/min
8/19/2024 1:51 PM	01:10:00	7.17 pH	22.36 °C	579.65 µS/cm	3.52 mg/L	0.08 NTU	160.2 mV	48.83 ft	0.28 PSU	100.00 ml/min

8/19/2024 1:56 PM	01:15:00	7.17 pH	22.44 °C	577.48 µS/cm	3.37 mg/L	0.23 NTU	160.5 mV	49.25 ft	0.28 PSU	100.00 ml/min
8/19/2024 2:01 PM	01:20:00	7.16 pH	22.65 °C	579.21 µS/cm	3.25 mg/L	0.15 NTU	160.9 mV	49.66 ft	0.28 PSU	100.00 ml/min
8/19/2024 2:06 PM	01:25:00	7.15 pH	23.12 °C	579.28 µS/cm	3.14 mg/L	0.14 NTU	160.8 mV	49.98 ft	0.28 PSU	100.00 ml/min
8/19/2024 2:11 PM	01:30:00	7.15 pH	23.07 °C	576.97 µS/cm	2.82 mg/L	0.13 NTU	161.0 mV	50.31 ft	0.28 PSU	100.00 ml/min
8/19/2024 2:16 PM	01:35:00	7.14 pH	22.98 °C	579.16 µS/cm	2.71 mg/L	0.21 NTU	160.7 mV	50.57 ft	0.28 PSU	100.00 ml/min
8/19/2024 2:21 PM	01:40:00	7.13 pH	23.11 °C	580.39 µS/cm	2.59 mg/L	0.11 NTU	159.9 mV	50.80 ft	0.28 PSU	100.00 ml/min
8/19/2024 2:26 PM	01:45:00	7.13 pH	22.22 °C	582.78 µS/cm	2.48 mg/L	0.30 NTU	156.6 mV	51.24 ft	0.29 PSU	100.00 ml/min
8/19/2024 2:31 PM	01:50:00	7.12 pH	22.80 °C	584.31 µS/cm	2.38 mg/L	0.22 NTU	145.7 mV	51.30 ft	0.29 PSU	100.00 ml/min
8/19/2024 2:36 PM	01:55:00	7.10 pH	23.34 °C	583.29 µS/cm	2.33 mg/L	0.11 NTU	123.4 mV	51.56 ft	0.29 PSU	100.00 ml/min
8/19/2024 2:41 PM	02:00:00	7.11 pH	22.54 °C	579.31 µS/cm	2.21 mg/L	0.08 NTU	104.6 mV		0.28 PSU	100.00 ml/min
8/19/2024 2:46 PM	02:05:00	7.09 pH	22.26 °C	585.76 µS/cm	2.13 mg/L	0.16 NTU	84.9 mV		0.29 PSU	100.00 ml/min
8/19/2024 2:51 PM	02:10:00	7.07 pH	22.48 °C	588.37 µS/cm	2.06 mg/L	0.19 NTU	72.8 mV		0.29 PSU	100.00 ml/min
8/19/2024 2:56 PM	02:15:00	7.07 pH	22.15 °C	587.07 µS/cm	1.98 mg/L	0.94 NTU	58.9 mV		0.29 PSU	100.00 ml/min

Samples

Sample ID:	Description:

Low-Flow Test Report:

Test Date / Time: 8/20/2024 10:04:39 AM
Project: Plant Bowen AP August 2024
Operator Name: William Laaker

Location Name: BGWC-10 **Well Diameter: 2 in** **Casing Type: PVC** **Screen Length: 10 ft** **Top of Screen: 52.37 ft** **Total Depth: 62.37 ft** **Initial Depth to Water: 33.71 ft**	**Pump Type: QED Dedicated** **Tubing Type: LDPE** **Pump Intake From TOC: 57.37 ft** **Estimated Total Volume Pumped: 240 ml** **Flow Cell Volume: 90 ml** **Final Flow Rate: 120 ml/min** **Final Draw Down: 1.35 ft**	**Instrument Used: Aqua TROLL 400** **Serial Number: 789301**

Test Notes:
Complete evac performed on 8/19/24.

Low-Flow Readings:

Date Time	Elapsed Time	pH	Temperature	Specific Conductivity	RDO Concentration	Turbidity	ORP	Depth to Water	Salinity	Flow
		+/- 0.1	+/- 1000 %	+/- 5 %	+/- 10 %	+/- 5	+/- 1000 %	+/- 0.3	+/- 1000 %	
8/20/2024 10:04 AM	00:00	7.20 pH	20.57 °C	622.13 µS/cm	1.88 mg/L	2.06 NTU	166.1 mV	35.06 ft	0.31 PSU	120.00 ml/min
8/20/2024 10:05 AM	01:00	7.19 pH	20.57 °C	622.36 µS/cm	1.93 mg/L		165.6 mV	35.06 ft	0.31 PSU	120.00 ml/min
8/20/2024 10:06 AM	02:00	7.18 pH	20.84 °C	622.74 µS/cm	2.05 mg/L	2.06 NTU	165.2 mV	35.06 ft	0.31 PSU	120.00 ml/min

Samples

Sample ID:	Description:
BGWC-10	Metals, Inorganics,TDS, Radium

Created using VuSitu from In-Situ, Inc.

Low-Flow Test Report:

Test Date / Time: 8/19/2024 10:26:24 AM
Project: Plant Bowen AP August 2024
Operator Name: Jay Siewert

Location Name: BGWC-12 **Well Diameter: 2 in** **Casing Type: PVC** **Screen Length: 10 ft** **Top of Screen: 68.28 ft** **Total Depth: 78.28 ft** **Initial Depth to Water: 43.21 ft**	**Pump Type: QED Dedicated** **Tubing Type: LDPE** **Pump Intake From TOC: 73.28 ft** **Estimated Total Volume Pumped: 5075 ml** **Flow Cell Volume: 90 ml** **Final Flow Rate: 145 ml/min** **Final Draw Down: 0.51 ft**	**Instrument Used: Aqua TROLL 400** **Serial Number: 850762**

Test Notes:
Pre-purged 2 L

Low-Flow Readings:

Date Time	Elapsed Time	pH	Temperature	Specific Conductivity	RDO Concentration	Turbidity	ORP	Depth to Water	Salinity	Flow
		+/- 0.1	+/- 1000	+/- 5 %	+/- 10 %	+/- 5	+/- 1000 %	+/- 0.3	+/- 10	
8/19/2024 10:26 AM	00:00	6.96 pH	21.00 °C	1,303.4 µS/cm	1.61 mg/L	0.50 NTU	195.0 mV	43.61 ft	0.66 PSU	145.00 ml/min
8/19/2024 10:31 AM	05:00	6.96 pH	21.44 °C	1,287.7 µS/cm	1.48 mg/L	0.23 NTU	181.5 mV	43.63 ft	0.65 PSU	145.00 ml/min
8/19/2024 10:36 AM	10:00	6.96 pH	21.18 °C	1,292.6 µS/cm	1.47 mg/L	0.21 NTU	179.5 mV	43.66 ft	0.65 PSU	145.00 ml/min
8/19/2024 10:41 AM	15:00	6.96 pH	21.26 °C	1,293.3 µS/cm	1.28 mg/L	0.17 NTU	170.4 mV	43.69 ft	0.65 PSU	145.00 ml/min
8/19/2024 10:46 AM	20:00	6.95 pH	21.41 °C	1,298.1 µS/cm	1.15 mg/L	0.16 NTU	161.2 mV	43.70 ft	0.66 PSU	145.00 ml/min
8/19/2024 10:51 AM	25:00	6.95 pH	21.26 °C	1,313.6 µS/cm	1.10 mg/L	0.22 NTU	134.3 mV	43.71 ft	0.66 PSU	145.00 ml/min
8/19/2024 10:56 AM	30:00	6.95 pH	21.22 °C	1,319.1 µS/cm	1.06 mg/L	0.53 NTU	136.7 mV	43.72 ft	0.67 PSU	145.00 ml/min
8/19/2024 11:01 AM	35:00	6.95 pH	21.39 °C	1,326.1 µS/cm	1.03 mg/L	0.45 NTU	127.3 mV	43.72 ft	0.67 PSU	145.00 ml/min

Samples

Sample ID:	Description:
BGWC-12	Metals, Inorganics, TDS, Radium

Low-Flow Test Report:

Test Date / Time: 8/16/2024 12:37:00 PM
Project: Plant Bowen AP August 2024
Operator Name: Natalie Piparo

Location Name: BGWC-14A **Well Diameter: 2 in** **Casing Type: PVC** **Screen Length: 10 ft** **Top of Screen: 89.46 ft** **Total Depth: 99.46 ft** **Initial Depth to Water: 72.18 ft**	**Pump Type: QED Dedicated** **Tubing Type: LDPE** **Pump Intake From TOC: 94.46 ft** **Estimated Total Volume Pumped: 3750 ml** **Flow Cell Volume: 90 ml** **Final Flow Rate: 150 ml/min** **Final Draw Down: 0.04 ft**	**Instrument Used: Aqua TROLL 400** **Serial Number: 850767**

Test Notes:
Prepurged 2L

Low-Flow Readings:

Date Time	Elapsed Time	pH	Temperature	Specific Conductivity	RDO Concentration	Turbidity	ORP	Depth To Water	Salinity	Flow
		+/- 0.1	+/- 1000 %	+/- 5 %	+/- 10 %	+/- 5	+/- 1000 %	+/- 0.3	+/- 10	
8/16/2024 12:37 PM	00:00	6.96 pH	21.05 °C	1,325.7 µS/cm	0.65 mg/L	0.22 NTU	-5.8 mV	72.21 ft	0.67 PSU	150.00 ml/min
8/16/2024 12:42 PM	05:00	6.90 pH	18.39 °C	1,362.6 µS/cm	0.40 mg/L	0.25 NTU	-42.0 mV	72.21 ft	0.69 PSU	150.00 ml/min
8/16/2024 12:47 PM	10:00	6.87 pH	17.88 °C	1,366.4 µS/cm	0.30 mg/L	0.26 NTU	-42.1 mV	72.21 ft	0.69 PSU	150.00 ml/min
8/16/2024 12:52 PM	15:00	6.85 pH	17.85 °C	1,373.4 µS/cm	0.27 mg/L	0.21 NTU	-39.8 mV	72.22 ft	0.69 PSU	150.00 ml/min
8/16/2024 12:57 PM	20:00	6.84 pH	17.91 °C	1,371.6 µS/cm	0.25 mg/L	0.22 NTU	-40.9 mV	72.22 ft	0.69 PSU	150.00 ml/min
8/16/2024 1:02 PM	25:00	6.83 pH	17.99 °C	1,369.5 µS/cm	0.24 mg/L	0.23 NTU	-41.3 mV	72.22 ft	0.69 PSU	150.00 ml/min

Samples

Sample ID:	Description:
BGWC-14A	Metals, Inorganics, TDS, Radium

Low-Flow Test Report:

Test Date / Time: 8/19/2024 10:21:22 AM
Project: Plant Bowen AP August 2024
Operator Name: Natalie Piparo

Location Name: BGWC-16 **Well Diameter: 2 in** **Casing Type: PVC** **Screen Length: 10 ft** **Top of Screen: 38.87 ft** **Total Depth: 48.87 ft** **Initial Depth to Water: 18.31 ft**	**Pump Type: QED Dedicated** **Tubing Type: LDPE** **Pump Intake From TOC: 43.87 ft** **Estimated Total Volume Pumped: 3625 ml** **Flow Cell Volume: 90 ml** **Final Flow Rate: 145 ml/min** **Final Draw Down: 0.12 ft**	**Instrument Used: Aqua TROLL 400** **Serial Number: 850767**

Test Notes:
Prepurged 1.5L

Low-Flow Readings:

Date Time	Elapsed Time	pH	Temperature	Specific Conductivity	RDO Concentration	Turbidity	ORP	Depth To Water	Salinity	Flow
		+/- 0.1	+/- 1000 %	+/- 5 %	+/- 10 %	+/- 5	+/- 1000 %	+/- 0.3	+/- 10	
8/19/2024 10:21 AM	00:00	6.50 pH	20.22 °C	1,281.8 µS/cm	0.69 mg/L	1.31 NTU	66.5 mV	18.40 ft	0.65 PSU	145.00 ml/min
8/19/2024 10:26 AM	05:00	6.49 pH	19.61 °C	1,284.7 µS/cm	0.38 mg/L	0.79 NTU	35.3 mV	18.41 ft	0.65 PSU	145.00 ml/min
8/19/2024 10:31 AM	10:00	6.48 pH	17.81 °C	1,335.8 µS/cm	0.30 mg/L	0.61 NTU	8.0 mV	18.41 ft	0.67 PSU	145.00 ml/min
8/19/2024 10:36 AM	15:00	6.48 pH	18.12 °C	1,338.9 µS/cm	0.25 mg/L	0.34 NTU	-5.4 mV	18.42 ft	0.68 PSU	145.00 ml/min
8/19/2024 10:41 AM	20:00	6.48 pH	18.89 °C	1,325.1 µS/cm	0.20 mg/L	0.34 NTU	3.6 mV	18.42 ft	0.67 PSU	145.00 ml/min
8/19/2024 10:46 AM	25:00	6.48 pH	18.30 °C	1,344.1 µS/cm	0.20 mg/L	0.17 NTU	-19.2 mV	18.43 ft	0.68 PSU	145.00 ml/min

Samples

Sample ID:	Description:
BGWC-16	Metals, Inorganics, TDS, Radium

Low-Flow Test Report:

Test Date / Time: 8/19/2024 12:05:26 PM
Project: Plant Bowen AP August 2024
Operator Name: Natalie Piparo

Location Name: BGWC-17 **Well Diameter: 2 in** **Casing Type: PVC** **Screen Length: 10 ft** **Top of Screen: 78.39 ft** **Total Depth: 68.39 ft** **Initial Depth to Water: 17.14 ft**	**Pump Type: QED Dedicated** **Tubing Type: LDPE** **Pump Intake From TOC: 63.39 ft** **Estimated Total Volume Pumped: 4350 ml** **Flow Cell Volume: 90 ml** **Final Flow Rate: 145 ml/min** **Final Draw Down: 0.05 ft**	**Instrument Used: Aqua TROLL 400** **Serial Number: 850767**

Test Notes:
Prepurged 1.5L

Low-Flow Readings:

Date Time	Elapsed Time	pH	Temperature	Specific Conductivity	RDO Concentration	Turbidity	ORP	Depth To Water	Salinity	Flow
		+/- 0.1	+/- 1000 %	+/- 5 %	+/- 10 %	+/- 5	+/- 1000 %	+/- 0.3	+/- 10	
8/19/2024 12:05 PM	00:00	7.25 pH	22.15 °C	673.56 µS/cm	0.93 mg/L	0.79 NTU	-29.4 mV	17.18 ft	0.33 PSU	145.00 ml/min
8/19/2024 12:10 PM	05:00	7.25 pH	20.28 °C	702.82 µS/cm	0.46 mg/L	0.27 NTU	-25.3 mV	17.18 ft	0.35 PSU	145.00 ml/min
8/19/2024 12:15 PM	10:00	7.25 pH	18.48 °C	727.77 µS/cm	0.36 mg/L	0.25 NTU	-59.0 mV	17.18 ft	0.36 PSU	145.00 ml/min
8/19/2024 12:20 PM	15:00	7.27 pH	17.85 °C	723.34 µS/cm	0.29 mg/L	0.10 NTU	-60.4 mV	17.19 ft	0.36 PSU	145.00 ml/min
8/19/2024 12:25 PM	20:00	7.25 pH	18.50 °C	719.85 µS/cm	0.32 mg/L	0.20 NTU	-22.2 mV	17.19 ft	0.35 PSU	145.00 ml/min
8/19/2024 12:30 PM	25:00	7.25 pH	18.52 °C	726.94 µS/cm	0.27 mg/L	0.17 NTU	-57.1 mV	17.19 ft	0.36 PSU	145.00 ml/min
8/19/2024 12:35 PM	30:00	7.26 pH	18.08 °C	721.74 µS/cm	0.27 mg/L	0.22 NTU	-63.7 mV	17.19 ft	0.36 PSU	145.00 ml/min

Samples

Sample ID:	Description:
BGWC-17	Metals, Inorganics, TDS, Radium

Created using VuSitu from In-Situ, Inc.

Low-Flow Test Report:

Test Date / Time: 8/19/2024 1:40:25 PM
Project: Plant Bowen AP August 2024
Operator Name: Natalie Piparo

Location Name: BGWC-18 **Well Diameter: 2 in** **Casing Type: PVC** **Screen Length: 10 ft** **Top of Screen: 27.95 ft** **Total Depth: 37.95 ft** **Initial Depth to Water: 15.41 ft**	**Pump Type: QED Dedicated** **Tubing Type: LDPE** **Pump Intake From TOC: 32.95 ft** **Estimated Total Volume Pumped: 3875 ml** **Flow Cell Volume: 90 ml** **Final Flow Rate: 155 ml/min** **Final Draw Down: 0.02 ft**	**Instrument Used: Aqua TROLL 400** **Serial Number: 850767**

Test Notes:
Prepurged 2L

Low-Flow Readings:

Date Time	Elapsed Time	pH	Temperature	Specific Conductivity	RDO Concentration	Turbidity	ORP	Depth To Water	Salinity	Flow
		+/- 0.1	+/- 1000 %	+/- 5 %	+/- 10 %	+/- 5	+/- 1000 %	+/- 0.3	+/- 10	
8/19/2024 1:40 PM	00:00	6.81 pH	21.72 °C	506.70 µS/cm	0.72 mg/L	0.46 NTU	11.2 mV	15.44 ft	0.25 PSU	155.00 ml/min
8/19/2024 1:45 PM	05:00	6.77 pH	20.60 °C	516.76 µS/cm	0.49 mg/L	0.20 NTU	-15.0 mV	15.44 ft	0.25 PSU	155.00 ml/min
8/19/2024 1:50 PM	10:00	6.75 pH	18.61 °C	538.17 µS/cm	0.38 mg/L	0.08 NTU	-47.3 mV	15.43 ft	0.26 PSU	155.00 ml/min
8/19/2024 1:55 PM	15:00	6.75 pH	18.17 °C	538.68 µS/cm	0.30 mg/L	0.12 NTU	-50.8 mV	15.43 ft	0.26 PSU	155.00 ml/min
8/19/2024 2:00 PM	20:00	6.75 pH	17.79 °C	540.62 µS/cm	0.25 mg/L	0.05 NTU	-51.2 mV	15.43 ft	0.26 PSU	155.00 ml/min
8/19/2024 2:05 PM	25:00	6.74 pH	18.66 °C	533.02 µS/cm	0.25 mg/L	0.05 NTU	-18.6 mV	15.43 ft	0.26 PSU	155.00 ml/min

Samples

Sample ID:	Description:
BGWC-18	Metals, Inorganics, TDS, Radium

Created using VuSitu from In-Situ, Inc.

Low-Flow Test Report:

Test Date / Time: 8/19/2024 1:56:48 PM
Project: Plant Bowen AP August 2024
Operator Name: Jay Siewert

Location Name: BGWC-19 **Well Diameter: 2 in** **Casing Type: PVC** **Screen Length: 10 ft** **Top of Screen: 44.58 ft** **Total Depth: 54.58 ft** **Initial Depth to Water: 16.57 ft**	**Pump Type: QED Dedicated** **Tubing Type: LDPE** **Pump Intake From TOC: 49.58 ft** **Estimated Total Volume Pumped: 4500 ml** **Flow Cell Volume: 90 ml** **Final Flow Rate: 150 ml/min** **Final Draw Down: 1.49 ft**	**Instrument Used: Aqua TROLL 400** **Serial Number: 850762**

Test Notes:
Pre-purged 2 L

Low-Flow Readings:

Date Time	Elapsed Time	pH	Temperature	Specific Conductivity	RDO Concentration	Turbidity	ORP	Depth to Water	Salinity	Flow
		+/- 0.1	+/- 1000	+/- 5 %	+/- 10 %	+/- 5	+/- 1000 %	+/- 0.3	+/- 10	
8/19/2024 1:56 PM	00:00	6.83 pH	20.97 °C	536.46 µS/cm	1.37 mg/L	1.50 NTU	57.8 mV	17.90 ft	0.26 PSU	150.00 ml/min
8/19/2024 2:01 PM	05:00	6.81 pH	21.31 °C	562.21 µS/cm	1.02 mg/L	1.80 NTU	51.1 mV	17.99 ft	0.27 PSU	150.00 ml/min
8/19/2024 2:06 PM	10:00	6.81 pH	21.17 °C	579.34 µS/cm	0.68 mg/L	1.12 NTU	59.3 mV	18.05 ft	0.28 PSU	150.00 ml/min
8/19/2024 2:11 PM	15:00	6.81 pH	21.15 °C	591.89 µS/cm	0.51 mg/L	1.06 NTU	59.0 mV	18.05 ft	0.29 PSU	150.00 ml/min
8/19/2024 2:16 PM	20:00	6.81 pH	21.13 °C	597.89 µS/cm	0.41 mg/L	0.92 NTU	58.7 mV	18.06 ft	0.29 PSU	150.00 ml/min
8/19/2024 2:21 PM	25:00	6.81 pH	21.11 °C	601.66 µS/cm	0.34 mg/L	0.87 NTU	58.4 mV	18.06 ft	0.29 PSU	150.00 ml/min
8/19/2024 2:26 PM	30:00	6.80 pH	21.03 °C	603.73 µS/cm	0.25 mg/L	0.77 NTU	58.0 mV	18.06 ft	0.30 PSU	150.00 ml/min

Samples

Sample ID:	Description:
BGWC-19	Metals, Inorganics, TDS, Radium

Created using VuSitu from In-Situ, Inc.

Low-Flow Test Report:

Test Date / Time: 8/20/2024 10:28:53 AM
Project: Plant Bowen AP August 2024
Operator Name: Natalie Piparo

Location Name: BGWC-20 **Well Diameter: 2 in** **Casing Type: PVC** **Screen Length: 10 ft** **Top of Screen: 39.73 ft** **Total Depth: 49.73 ft** **Initial Depth to Water: 16.69 ft**	**Pump Type: QED Dedicated** **Tubing Type: LDPE** **Pump Intake From TOC: 44.73 ft** **Estimated Total Volume Pumped: 6000 ml** **Flow Cell Volume: 90 ml** **Final Flow Rate: 150 ml/min** **Final Draw Down: 6.17 ft**	**Instrument Used: Aqua TROLL 400** **Serial Number: 850767**

Test Notes:
Prepurged 3L

Low-Flow Readings:

Date Time	Elapsed Time	pH	Temperature	Specific Conductivity	RDO Concentration	Turbidity	ORP	Depth To Water	Salinity	Flow
		+/- 0.1	+/- 1000 %	+/- 5 %	+/- 10 %	+/- 5	+/- 1000 %	+/- 0.3	+/- 10	
8/20/2024 10:28 AM	00:00	7.05 pH	20.32 °C	1,736.4 µS/cm	0.32 mg/L	0.12 NTU	-23.9 mV	20.48 ft	0.89 PSU	150.00 ml/min
8/20/2024 10:33 AM	05:00	7.07 pH	17.43 °C	1,831.9 µS/cm	0.34 mg/L	0.15 NTU	-54.0 mV	21.07 ft	0.94 PSU	150.00 ml/min
8/20/2024 10:38 AM	10:00	7.08 pH	17.49 °C	1,845.9 µS/cm	0.28 mg/L	0.16 NTU	-58.9 mV	21.42 ft	0.95 PSU	150.00 ml/min
8/20/2024 10:43 AM	15:00	7.09 pH	17.45 °C	1,855.8 µS/cm	0.24 mg/L	0.08 NTU	-62.1 mV	21.75 ft	0.95 PSU	150.00 ml/min
8/20/2024 10:48 AM	20:00	7.10 pH	17.36 °C	1,859.8 µS/cm	0.24 mg/L	0.11 NTU	-63.9 mV	22.10 ft	0.95 PSU	150.00 ml/min
8/20/2024 10:53 AM	25:00	7.11 pH	17.45 °C	1,868.1 µS/cm	0.21 mg/L	0.10 NTU	-66.3 mV	22.35 ft	0.96 PSU	150.00 ml/min
8/20/2024 10:58 AM	30:00	7.12 pH	17.54 °C	1,866.4 µS/cm	0.23 mg/L	0.09 NTU	-67.6 mV	22.58 ft	0.96 PSU	150.00 ml/min
8/20/2024 11:03 AM	35:00	7.12 pH	17.55 °C	1,872.9 µS/cm	0.22 mg/L	0.10 NTU	-68.3 mV	22.79 ft	0.96 PSU	150.00 ml/min
8/20/2024 11:08 AM	40:00	7.12 pH	18.35 °C	1,860.3 µS/cm	0.22 mg/L	0.10 NTU	-32.0 mV	22.86 ft	0.95 PSU	150.00 ml/min

Samples

Sample ID:	Description:
BGWC-20	Metals, Inorganics, TDS, Radium

Low-Flow Test Report:

Test Date / Time: 8/22/2024 3:12:05 PM
Project: Plant Bowen AP August 2024
Operator Name: Natalie Piparo

Location Name: BGWC-21 **Well Diameter: 2 in** **Casing Type: PVC** **Screen Length: 10 ft** **Top of Screen: 42.99 ft** **Total Depth: 52.99 ft** **Initial Depth to Water: 27.31 ft**	**Pump Type: QED Dedicated** **Tubing Type: LDPE** **Pump Intake From TOC: 47.99 ft** **Estimated Total Volume Pumped: 5250 ml** **Flow Cell Volume: 90 ml** **Final Flow Rate: 150 ml/min** **Final Draw Down: 0.42 ft**	**Instrument Used: Aqua TROLL 400** **Serial Number: 850767**

Test Notes:
Prepurged 1L

Low-Flow Readings:

Date Time	Elapsed Time	pH	Temperature	Specific Conductivity	RDO Concentration	Turbidity	ORP	Depth To Water	Salinity	Flow
		+/- 0.1	+/- 1000 %	+/- 5 %	+/- 10 %	+/- 5	+/- 1000 %	+/- 0.3	+/- 10	
8/22/2024 3:12 PM	00:00	7.63 pH	21.23 °C	366.55 µS/cm	1.37 mg/L	1.79 NTU	15.6 mV	27.68 ft	0.18 PSU	150.00 ml/min
8/22/2024 3:17 PM	05:00	7.61 pH	17.96 °C	395.98 µS/cm	1.05 mg/L	1.68 NTU	-20.0 mV	27.69 ft	0.19 PSU	150.00 ml/min
8/22/2024 3:22 PM	10:00	7.63 pH	17.36 °C	408.77 µS/cm	0.82 mg/L	1.49 NTU	-56.6 mV	27.69 ft	0.20 PSU	150.00 ml/min
8/22/2024 3:27 PM	15:00	7.64 pH	16.94 °C	411.15 µS/cm	0.71 mg/L	1.43 NTU	-61.0 mV	27.70 ft	0.20 PSU	150.00 ml/min
8/22/2024 3:32 PM	20:00	7.65 pH	16.64 °C	414.00 µS/cm	0.71 mg/L	0.93 NTU	-62.0 mV	27.71 ft	0.20 PSU	150.00 ml/min
8/22/2024 3:37 PM	25:00	7.65 pH	16.56 °C	416.14 µS/cm	0.69 mg/L	0.77 NTU	-62.3 mV	27.71 ft	0.20 PSU	150.00 ml/min
8/22/2024 3:42 PM	30:00	7.65 pH	16.40 °C	418.48 µS/cm	0.72 mg/L	0.58 NTU	-62.2 mV	27.72 ft	0.20 PSU	150.00 ml/min
8/22/2024 3:47 PM	35:00	7.65 pH	16.40 °C	420.00 µS/cm	0.68 mg/L	0.53 NTU	-63.5 mV	27.73 ft	0.20 PSU	150.00 ml/min

Samples

Sample ID:	Description:
BGWC-21	Metals, Inorganics, TDS, Radium

Low-Flow Test Report:

Test Date / Time: 8/21/2024 12:36:34 PM
Project: Plant Bowen AP August 2024
Operator Name: William Laaker

Location Name: BGWC-22 **Well Diameter: 2 in** **Casing Type: PVC** **Screen Length: 10 ft** **Top of Screen: 33.05 ft** **Total Depth: 43.05 ft** **Initial Depth to Water: 29.86 ft**	**Pump Type: GeoTech Peristaltic** **Tubing Type: LDPE** **Pump Intake From TOC: 38.05 ft** **Estimated Total Volume Pumped: 2200 ml** **Flow Cell Volume: 90 ml** **Final Flow Rate: 110 ml/min** **Final Draw Down: 0.17 ft**	**Instrument Used: Aqua TROLL 400** **Serial Number: 789301**

Test Notes:
Prepurged 1 L

Low-Flow Readings:

Date Time	Elapsed Time	pH	Temperature	Specific Conductivity	RDO Concentration	Turbidity	ORP	Depth to Water	Salinity	Flow
		+/- 0.1	+/- 1000 %	+/- 5 %	+/- 10 %	+/- 5	+/- 1000 %	+/- 0.3	+/- 1000 %	
8/21/2024 12:36 PM	00:00	6.32 pH	22.67 °C	3,988.1 µS/cm	0.24 mg/L	0.16 NTU	150.2 mV	30.02 ft	2.14 PSU	110.00 ml/min
8/21/2024 12:41 PM	05:00	6.31 pH	22.71 °C	4,010.8 µS/cm	0.19 mg/L	0.21 NTU	160.1 mV	30.03 ft	2.15 PSU	110.00 ml/min
8/21/2024 12:46 PM	10:00	6.31 pH	22.97 °C	3,973.2 µS/cm	0.16 mg/L	0.38 NTU	162.1 mV	30.03 ft	2.13 PSU	110.00 ml/min
8/21/2024 12:51 PM	15:00	6.31 pH	22.80 °C	3,992.3 µS/cm	0.15 mg/L	0.38 NTU	163.3 mV	30.03 ft	2.14 PSU	110.00 ml/min
8/21/2024 12:56 PM	20:00	6.32 pH	23.07 °C	3,981.0 µS/cm	0.15 mg/L	0.22 NTU	164.0 mV	30.03 ft	2.13 PSU	110.00 ml/min

Samples

Sample ID:	Description:
BGWC-22	Metals, Inorganics, TDS, Radium

Created using VuSitu from In-Situ, Inc.

Low-Flow Test Report:

Test Date / Time: 8/22/2024 2:58:40 PM
Project: Plant Bowen AP August 2024
Operator Name: William Laaker

Location Name: BGWC-23 **Well Diameter: 2 in** **Casing Type: PVC** **Screen Length: 10 ft** **Top of Screen: 40.95 ft** **Total Depth: 50.95 ft** **Initial Depth to Water: 32.35 ft**	**Pump Type: QED Bladder** **Tubing Type: LDPE** **Pump Intake From TOC: 45.95 ft** **Estimated Total Volume Pumped: 2623.833 ml** **Flow Cell Volume: 90 ml** **Final Flow Rate: 130 ml/min** **Final Draw Down: 1.52 ft**	**Instrument Used: Aqua TROLL 400** **Serial Number: 789301**

Test Notes:
Prepurged 2 L

Low-Flow Readings:

Date Time	Elapsed Time	pH	Temperature	Specific Conductivity	RDO Concentration	Turbidity	ORP	Depth to Water	Salinity	Flow
		+/- 0.1	+/- 1000 %	+/- 5 %	+/- 10 %	+/- 5	+/- 1000 %	+/- 0.3	+/- 1000 %	
8/22/2024 2:58 PM	00:00	6.74 pH	20.82 °C	2,572.2 µS/cm	0.19 mg/L	1.99 NTU	110.0 mV	33.74 ft	1.34 PSU	130.00 ml/min
8/22/2024 3:03 PM	05:11	6.73 pH	21.06 °C	2,566.1 µS/cm	0.15 mg/L	1.56 NTU	117.4 mV	33.80 ft	1.34 PSU	130.00 ml/min
8/22/2024 3:08 PM	10:11	6.71 pH	20.84 °C	2,576.6 µS/cm	0.12 mg/L	1.27 NTU	113.2 mV	33.84 ft	1.35 PSU	130.00 ml/min
8/22/2024 3:13 PM	15:11	6.70 pH	20.86 °C	2,600.6 µS/cm	0.11 mg/L	0.68 NTU	114.0 mV	33.86 ft	1.36 PSU	130.00 ml/min
8/22/2024 3:18 PM	20:11	6.70 pH	20.86 °C	2,621.2 µS/cm	0.11 mg/L	0.63 NTU	116.0 mV	33.87 ft	1.37 PSU	130.00 ml/min

Samples

Sample ID:	Description:
BGWC-23	Metals, Inorganics, TDS, Radium

Low-Flow Test Report:

Test Date / Time: 8/21/2024 2:44:24 PM
Project: Plant Bowen AP August 2024
Operator Name: William Laaker

Location Name: BGWC-24 **Well Diameter: 2 in** **Casing Type: PVC** **Screen Length: 10 ft** **Top of Screen: 56.11 ft** **Total Depth: 66.11 ft** **Initial Depth to Water: 21.43 ft**	**Pump Type: GeoTech Peristaltic** **Tubing Type: LDPE** **Pump Intake From TOC: 61.11 ft** **Estimated Total Volume Pumped: 6040.833 ml** **Flow Cell Volume: 90 ml** **Final Flow Rate: 110 ml/min** **Final Draw Down: 4.88 ft**	**Instrument Used: Aqua TROLL 400** **Serial Number: 789301**

Test Notes:
Prepurged 2 L

Low-Flow Readings:

Date Time	Elapsed Time	pH	Temperature	Specific Conductivity	RDO Concentration	Turbidity	ORP	Depth to Water	Salinity	Flow
		+/- 0.1	+/- 1000 %	+/- 5 %	+/- 10 %	+/- 5	+/- 1000 %	+/- 0.3	+/- 1000 %	
8/21/2024 2:44 PM	00:00	6.42 pH	23.88 °C	2,087.9 µS/cm	0.26 mg/L	1.36 NTU	137.5 mV	23.96 ft	1.08 PSU	110.00 ml/min
8/21/2024 2:49 PM	05:00	6.43 pH	23.50 °C	2,045.2 µS/cm	0.24 mg/L	1.31 NTU	153.8 mV	24.27 ft	1.06 PSU	110.00 ml/min
8/21/2024 2:54 PM	10:00	6.44 pH	23.30 °C	2,010.2 µS/cm	0.22 mg/L	1.70 NTU	152.5 mV	24.62 ft	1.04 PSU	110.00 ml/min
8/21/2024 2:59 PM	15:00	6.44 pH	23.01 °C	1,983.7 µS/cm	0.20 mg/L	1.03 NTU	150.9 mV	24.95 ft	1.02 PSU	110.00 ml/min
8/21/2024 3:04 PM	19:55	6.41 pH	23.76 °C	2,017.5 µS/cm	0.21 mg/L	1.07 NTU	151.2 mV	25.19 ft	1.04 PSU	110.00 ml/min
8/21/2024 3:09 PM	24:55	6.42 pH	23.58 °C	1,968.5 µS/cm	0.19 mg/L	0.52 NTU	154.3 mV	25.39 ft	1.01 PSU	110.00 ml/min
8/21/2024 3:14 PM	29:55	6.42 pH	23.52 °C	1,956.1 µS/cm	0.19 mg/L	0.65 NTU	157.0 mV	25.58 ft	1.01 PSU	110.00 ml/min
8/21/2024 3:19 PM	34:55	6.41 pH	24.00 °C	1,962.4 µS/cm	0.19 mg/L	0.79 NTU	158.9 mV	25.75 ft	1.01 PSU	110.00 ml/min
8/21/2024 3:24 PM	39:55	6.40 pH	24.17 °C	1,984.6 µS/cm	0.18 mg/L	1.08 NTU	160.4 mV	25.92 ft	1.02 PSU	110.00 ml/min
8/21/2024 3:29 PM	44:55	6.40 pH	24.23 °C	1,982.4 µS/cm	0.17 mg/L	0.45 NTU	161.5 mV	26.05 ft	1.02 PSU	110.00 ml/min
8/21/2024 3:34 PM	49:55	6.39 pH	24.29 °C	1,977.4 µS/cm	0.17 mg/L	0.85 NTU	162.4 mV	26.20 ft	1.02 PSU	110.00 ml/min
8/21/2024 3:39 PM	54:55	6.38 pH	24.06 °C	2,012.3 µS/cm	0.16 mg/L	0.67 NTU	163.3 mV	26.31 ft	1.04 PSU	110.00 ml/min

Samples

Sample ID:	Description:

BGWC-24	Metals, Inorganics, TDS, Radium

Created using VuSitu from In-Situ, Inc.

Low-Flow Test Report:

Test Date / Time: 8/20/2024 1:28:49 PM
Project: Plant Bowen AP August 2024
Operator Name: William Laaker

Location Name: BGWC-25 **Well Diameter: 2 in** **Casing Type: PVC** **Screen Length: 10 ft** **Top of Screen: 47.87 ft** **Total Depth: 57.87 ft** **Initial Depth to Water: 21.83 ft**	**Pump Type: QED Dedicated** **Tubing Type: LDPE** **Pump Intake From TOC: 52.87 ft** **Estimated Total Volume Pumped: 10200 ml** **Flow Cell Volume: 90 ml** **Final Flow Rate: 120 ml/min** **Final Draw Down: 8.23 ft**	**Instrument Used: Aqua TROLL 400** **Serial Number: 789301**

Test Notes:
Prepurged 3 L

Low-Flow Readings:

Date Time	Elapsed Time	pH	Temperature	Specific Conductivity	RDO Concentration	Turbidity	ORP	Depth to Water	Salinity	Flow
		+/- 0.1	+/- 1000 %	+/- 5 %	+/- 10 %	+/- 5	+/- 1000 %	+/- 0.3	+/- 1000 %	
8/20/2024 1:28 PM	00:00	7.08 pH	20.52 °C	539.42 µS/cm	0.84 mg/L	1.48 NTU	83.4 mV	26.38 ft	0.26 PSU	200.00 ml/min
8/20/2024 1:33 PM	05:00	7.08 pH	20.54 °C	542.26 µS/cm	0.76 mg/L	1.44 NTU	104.9 mV	27.00 ft	0.26 PSU	200.00 ml/min
8/20/2024 1:38 PM	10:00	7.07 pH	20.58 °C	545.60 µS/cm	0.71 mg/L	1.73 NTU	106.5 mV	27.75 ft	0.27 PSU	200.00 ml/min
8/20/2024 1:43 PM	15:00	7.06 pH	21.55 °C	548.48 µS/cm	0.66 mg/L	0.62 NTU	103.8 mV	28.11 ft	0.27 PSU	120.00 ml/min
8/20/2024 1:48 PM	20:00	7.05 pH	21.46 °C	559.51 µS/cm	0.54 mg/L	0.38 NTU	99.6 mV	28.43 ft	0.27 PSU	120.00 ml/min
8/20/2024 1:53 PM	25:00	7.05 pH	21.32 °C	559.94 µS/cm	0.49 mg/L	0.55 NTU	95.8 mV	28.75 ft	0.27 PSU	120.00 ml/min
8/20/2024 1:58 PM	30:00	7.04 pH	21.42 °C	563.77 µS/cm	0.47 mg/L	0.58 NTU	91.2 mV	29.03 ft	0.28 PSU	120.00 ml/min
8/20/2024 2:03 PM	35:00	7.04 pH	21.38 °C	561.78 µS/cm	0.46 mg/L	0.21 NTU	88.3 mV	29.28 ft	0.27 PSU	120.00 ml/min
8/20/2024 2:08 PM	40:00	7.03 pH	21.56 °C	561.33 µS/cm	0.44 mg/L	0.10 NTU	84.0 mV	29.47 ft	0.27 PSU	120.00 ml/min
8/20/2024 2:13 PM	45:00	7.03 pH	21.58 °C	563.44 µS/cm	0.43 mg/L	0.19 NTU	79.7 mV	29.65 ft	0.28 PSU	120.00 ml/min
8/20/2024 2:18 PM	50:00	7.03 pH	21.60 °C	559.28 µS/cm	0.40 mg/L	0.30 NTU	75.9 mV	29.82 ft	0.27 PSU	120.00 ml/min
8/20/2024 2:23 PM	55:00	7.02 pH	21.82 °C	561.45 µS/cm	0.40 mg/L	0.38 NTU	70.6 mV	29.95 ft	0.27 PSU	120.00 ml/min
8/20/2024 2:28 PM	01:00:00	7.01 pH	22.00 °C	560.11 µS/cm	0.40 mg/L	0.44 NTU	66.2 mV	30.06 ft	0.27 PSU	120.00 ml/min
8/20/2024 2:33 PM	01:05:00	7.02 pH	22.18 °C	554.34 µS/cm	0.39 mg/L	0.24 NTU	62.8 mV	30.06 ft	0.27 PSU	120.00 ml/min
8/20/2024 2:38 PM	01:10:00	7.01 pH	22.48 °C	560.21 µS/cm	0.41 mg/L	0.43 NTU	60.4 mV	30.06 ft	0.27 PSU	120.00 ml/min

8/20/2024 2:43 PM	01:15:00	7.01 pH	22.36 °C	558.14 µS/cm	0.38 mg/L	0.20 NTU	59.7 mV	30.06 ft	0.27 PSU	120.00 ml/min

Samples

Sample ID:	Description:
BGWC-25	Metals, Inorganics, TDS, Radium

Created using VuSitu from In-Situ, Inc.

Low-Flow Test Report:

Test Date / Time: 8/21/2024 10:40:59 AM
Project: Plant Bowen AP August 2024
Operator Name: Kevin Stephenson

Location Name: BGWA-29 **Well Diameter: 2 in** **Casing Type: PVC** **Screen Length: 10 ft** **Top of Screen: 89.03 ft** **Total Depth: 99.03 ft** **Initial Depth to Water: 56.17 ft**	**Pump Type: QED Dedicated** **Tubing Type: LDPE** **Pump Intake From TOC: 94.03 m** **Estimated Total Volume Pumped: 4000 ml** **Flow Cell Volume: 90 ml** **Final Flow Rate: 160 ml/min** **Final Draw Down: 0.03 ft**	**Instrument Used: Aqua TROLL 400** **Serial Number: 1120055**

Test Notes: Pre-purged 3 liters.

Low-Flow Readings:

Date Time	Elapsed Time	pH	Temperature	Specific Conductivity	RDO Concentration	Turbidity	ORP	Depth to Water	Salinity	Flow
		+/- 0.1	+/- 1000 %	+/- 5 %	+/- 0.2	+/- 5	+/- 1000 %	+/- 0.3	+/- 10	
8/21/2024 10:40 AM	00:00	7.70 pH	19.06 °C	203.64 µS/cm	7.28 mg/L	2.35 NTU	42.4 mV	56.20 ft	0.11 PSU	160.00 ml/min
8/21/2024 10:45 AM	05:00	7.81 pH	19.19 °C	203.77 µS/cm	7.30 mg/L	2.33 NTU	52.8 mV	56.20 ft	0.11 PSU	160.00 ml/min
8/21/2024 10:50 AM	10:00	7.87 pH	19.38 °C	202.83 µS/cm	7.27 mg/L	1.57 NTU	70.3 mV	56.20 ft	0.11 PSU	160.00 ml/min
8/21/2024 10:55 AM	15:00	7.91 pH	19.64 °C	200.84 µS/cm	7.22 mg/L	1.37 NTU	46.2 mV	56.20 ft	0.11 PSU	160.00 ml/min
8/21/2024 11:00 AM	20:00	7.93 pH	19.68 °C	199.39 µS/cm	7.24 mg/L	1.69 NTU	65.3 mV	56.20 ft	0.11 PSU	160.00 ml/min
8/21/2024 11:05 AM	25:00	7.95 pH	19.81 °C	198.28 µS/cm	7.21 mg/L	1.36 NTU	44.3 mV	56.20 ft	0.10 PSU	160.00 ml/min

Samples

Sample ID:	Description:
BGWA-29	Metals, Inorganics, TDS, Radium
FD-11	Metals, Inorganics, TDS, Radium

Created using VuSitu from In-Situ, Inc.

Low-Flow Test Report:

Test Date / Time: 8/22/2024 11:50:41 AM
Project: Plant Bowen AP August 2024
Operator Name: Natalie Piparo

Location Name: BGWC-30 **Well Diameter: 2 in** **Casing Type: PVC** **Screen Length: 10 ft** **Top of Screen: 49.98 ft** **Total Depth: 59.98 ft** **Initial Depth to Water: 35.94 ft**	**Pump Type: QED Bladder** **Tubing Type: LDPE** **Pump Intake From TOC: 54.98 ft** **Estimated Total Volume Pumped: 7500 ml** **Flow Cell Volume: 90 ml** **Final Flow Rate: 125 ml/min** **Final Draw Down: 0.03 ft**	**Instrument Used: Aqua TROLL 400** **Serial Number: 850767**

Test Notes:
Prepurged 2L

Low-Flow Readings:

Date Time	Elapsed Time	pH	Temperature	Specific Conductivity	RDO Concentration	Turbidity	ORP	Depth To Water	Salinity	Flow
		+/- 0.1	+/- 1000 %	+/- 5 %	+/- 10 %	+/- 5	+/- 1000 %	+/- 0.3	+/- 10	
8/22/2024 11:50 AM	00:00	7.44 pH	21.95 °C	489.78 µS/cm	0.60 mg/L	1.66 NTU	-32.4 mV	35.96 ft	0.24 PSU	125.00 ml/min
8/22/2024 11:55 AM	05:00	7.44 pH	19.64 °C	510.23 µS/cm	0.63 mg/L	1.55 NTU	-19.4 mV	35.97 ft	0.25 PSU	125.00 ml/min
8/22/2024 12:00 PM	10:00	7.44 pH	18.16 °C	525.46 µS/cm	0.70 mg/L	1.39 NTU	-49.7 mV	35.96 ft	0.26 PSU	125.00 ml/min
8/22/2024 12:05 PM	15:00	7.44 pH	18.13 °C	528.06 µS/cm	0.90 mg/L	1.00 NTU	-49.9 mV	35.96 ft	0.26 PSU	125.00 ml/min
8/22/2024 12:10 PM	20:00	7.44 pH	18.16 °C	535.72 µS/cm	1.22 mg/L	0.88 NTU	-47.2 mV	35.96 ft	0.26 PSU	125.00 ml/min
8/22/2024 12:15 PM	25:00	7.44 pH	18.16 °C	551.07 µS/cm	1.68 mg/L	0.69 NTU	-43.7 mV	35.97 ft	0.27 PSU	125.00 ml/min
8/22/2024 12:20 PM	30:00	7.45 pH	18.14 °C	559.67 µS/cm	2.05 mg/L	0.60 NTU	-41.1 mV	35.97 ft	0.27 PSU	125.00 ml/min
8/22/2024 12:25 PM	35:00	7.45 pH	18.23 °C	569.34 µS/cm	2.39 mg/L	0.59 NTU	-38.8 mV	35.96 ft	0.28 PSU	125.00 ml/min
8/22/2024 12:30 PM	40:00	7.45 pH	18.26 °C	576.23 µS/cm	2.65 mg/L	0.53 NTU	-37.2 mV	35.96 ft	0.28 PSU	125.00 ml/min
8/22/2024 12:35 PM	45:00	7.45 pH	18.34 °C	578.98 µS/cm	2.81 mg/L	0.47 NTU	-36.3 mV	35.96 ft	0.28 PSU	125.00 ml/min
8/22/2024 12:40 PM	50:00	7.45 pH	18.43 °C	583.75 µS/cm	2.90 mg/L	0.45 NTU	-36.0 mV	35.96 ft	0.29 PSU	125.00 ml/min
8/22/2024 12:45 PM	55:00	7.45 pH	18.45 °C	586.54 µS/cm	3.04 mg/L	0.55 NTU	-34.9 mV	35.96 ft	0.29 PSU	125.00 ml/min
8/22/2024 12:50 PM	01:00:00	7.44 pH	18.65 °C	589.97 µS/cm	3.14 mg/L	0.48 NTU	-34.2 mV	35.97 ft	0.29 PSU	125.00 ml/min

Samples

Sample ID:	Description:
BGWC-30	Metals, Inorganics, TDS, Radium
FD-12	Metals, Inorganics, TDS, Radium

Created using VuSitu from In-Situ, Inc.

Low-Flow Test Report:

Test Date / Time: 8/19/2024 12:30:47 PM
Project: Plant Bowen AP August 2024
Operator Name: Jay Siewert

Location Name: BGWC-31 **Well Diameter: 2 in** **Casing Type: PVC** **Screen Length: 10 ft** **Top of Screen: 39.7 ft** **Total Depth: 49.7 ft** **Initial Depth to Water: 15.55 ft**	**Pump Type: QED Dedicated** **Tubing Type: LDPE** **Pump Intake From TOC: 44.7 ft** **Estimated Total Volume Pumped: 3100 ml** **Flow Cell Volume: 90 ml** **Final Flow Rate: 155 ml/min** **Final Draw Down: 0.25 ft**	**Instrument Used: Aqua TROLL 400** **Serial Number: 850762**

Test Notes:
Pre-purged 2 L

Low-Flow Readings:

Date Time	Elapsed Time	pH	Temperature	Specific Conductivity	RDO Concentration	Turbidity	ORP	Depth to Water	Salinity	Flow
		+/- 0.1	+/- 1000	+/- 5 %	+/- 10 %	+/- 5	+/- 1000 %	+/- 0.3	+/- 10	
8/19/2024 12:30 PM	00:00	7.35 pH	19.75 °C	678.64 µS/cm	0.09 mg/L	0.86 NTU	-57.8 mV	15.80 ft	0.33 PSU	155.00 ml/min
8/19/2024 12:35 PM	05:00	7.34 pH	19.66 °C	674.11 µS/cm	0.07 mg/L	0.64 NTU	-48.0 mV	15.80 ft	0.33 PSU	155.00 ml/min
8/19/2024 12:40 PM	10:00	7.34 pH	19.79 °C	671.98 µS/cm	0.05 mg/L	0.61 NTU	-74.4 mV	15.80 ft	0.33 PSU	155.00 ml/min
8/19/2024 12:45 PM	15:00	7.34 pH	19.57 °C	672.77 µS/cm	0.05 mg/L	0.56 NTU	-47.7 mV	15.80 ft	0.33 PSU	155.00 ml/min
8/19/2024 12:50 PM	20:00	7.34 pH	19.64 °C	672.46 µS/cm	0.05 mg/L	0.45 NTU	-73.6 mV	15.80 ft	0.33 PSU	155.00 ml/min

Samples

Sample ID:	Description:
BGWC-31	Metals, Inorganics, TDS, Radium

Created using VuSitu from In-Situ, Inc.

Low-Flow Test Report:

Test Date / Time: 8/20/2024 11:19:53 AM
Project: Plant Bowen AP August 2024
Operator Name: Jay Siewert

Location Name: BGWC-32 **Well Diameter: 2 in** **Casing Type: PVC** **Screen Length: 10 ft** **Top of Screen: 41.22 ft** **Total Depth: 51.22 ft** **Initial Depth to Water: 36.95 ft**	**Pump Type: QED Dedicated** **Tubing Type: LDPE** **Pump Intake From TOC: 46.22 ft** **Estimated Total Volume Pumped: 5400 ml** **Flow Cell Volume: 90 ml** **Final Flow Rate: 120 ml/min** **Final Draw Down: 2.76 ft**	**Instrument Used: Aqua TROLL 400** **Serial Number: 850762**

Test Notes:
Pre-purged 1 L. WL dropped below top of pump (39.71 ft). Complete evac. performed. Samples to be collected 8/21/24.

Low-Flow Readings:

Date Time	Elapsed Time	pH	Temperature	Specific Conductivity	RDO Concentration	Turbidity	ORP	Depth to Water	Salinity	Flow
		+/- 0.1	+/- 1000	+/- 5 %	+/- 10 %	+/- 5	+/- 1000 %	+/- 0.3	+/- 10	
8/20/2024 11:19 AM	00:00	7.23 pH	20.55 °C	1,223.4 µS/cm	3.33 mg/L	0.45 NTU	201.3 mV	38.10 ft	0.62 PSU	120.00 ml/min
8/20/2024 11:24 AM	05:00	7.27 pH	20.74 °C	1,200.6 µS/cm	2.66 mg/L	0.48 NTU	190.5 mV	38.31 ft	0.60 PSU	120.00 ml/min
8/20/2024 11:29 AM	10:00	7.26 pH	20.73 °C	1,197.9 µS/cm	2.25 mg/L	0.27 NTU	191.2 mV	38.58 ft	0.60 PSU	120.00 ml/min
8/20/2024 11:34 AM	15:00	7.26 pH	20.69 °C	1,196.5 µS/cm	1.92 mg/L	0.20 NTU	183.8 mV	38.84 ft	0.60 PSU	120.00 ml/min
8/20/2024 11:39 AM	20:00	7.26 pH	20.51 °C	1,201.0 µS/cm	1.72 mg/L	0.91 NTU	176.5 mV	39.14 ft	0.60 PSU	120.00 ml/min
8/20/2024 11:44 AM	25:00	7.25 pH	20.55 °C	1,218.4 µS/cm	1.57 mg/L	0.70 NTU	168.4 mV	39.43 ft	0.61 PSU	120.00 ml/min
8/20/2024 11:49 AM	30:00	7.25 pH	20.63 °C	1,230.4 µS/cm	1.51 mg/L	0.51 NTU	142.4 mV	39.71 ft	0.62 PSU	120.00 ml/min
8/20/2024 11:54 AM	35:00	7.25 pH	20.59 °C	1,241.7 µS/cm	1.43 mg/L	0.60 NTU	148.7 mV	39.71 ft	0.63 PSU	120.00 ml/min
8/20/2024 11:59 AM	40:00	7.24 pH	20.54 °C	1,254.0 µS/cm	1.30 mg/L	0.69 NTU	139.1 mV	39.71 ft	0.63 PSU	120.00 ml/min
8/20/2024 12:04 PM	45:00	7.23 pH	20.55 °C	1,270.2 µS/cm	1.10 mg/L	0.68 NTU	128.6 mV	39.71 ft	0.64 PSU	120.00 ml/min

Samples

Sample ID:	Description:

Low-Flow Test Report:

Test Date / Time: 8/21/2024 10:21:50 AM
Project: Plant Bowen AP August 2024
Operator Name: Jay Siewert

Location Name: BGWC-32 **Well Diameter: 2 in** **Casing Type: PVC** **Screen Length: 10 ft** **Top of Screen: 41.22 ft** **Total Depth: 51.22 ft** **Initial Depth to Water: 39.65 ft**	**Pump Type: QED Dedicated** **Tubing Type: LDPE** **Pump Intake From TOC: 46.22 ft** **Estimated Total Volume Pumped: 220 ml** **Flow Cell Volume: 90 ml** **Final Flow Rate: 110 ml/min** **Final Draw Down: 0.06 ft**	**Instrument Used: Aqua TROLL 400** **Serial Number: 850762**

Test Notes:
Sample collection from complete evac. performed 8/20/24.

Low-Flow Readings:

Date Time	Elapsed Time	pH	Temperature	Specific Conductivity	RDO Concentration	Turbidity	ORP	Depth to Water	Salinity	Flow
		+/- 0.1	+/- 1000	+/- 5 %	+/- 10 %	+/- 5	+/- 1000 %	+/- 0.3	+/- 10	
8/21/2024 10:21 AM	00:00	7.19 pH	21.13 °C	1,276.4 µS/cm	4.91 mg/L	1.02 NTU	202.1 mV	39.71 ft	0.64 PSU	110.00 ml/min
8/21/2024 10:22 AM	01:00	7.21 pH	21.04 °C	1,269.5 µS/cm	4.29 mg/L	1.02 NTU	197.2 mV	39.71 ft	0.64 PSU	110.00 ml/min
8/21/2024 10:23 AM	02:00	7.22 pH	20.90 °C	1,271.2 µS/cm	3.64 mg/L	1.02 NTU	193.0 mV	39.71 ft	0.64 PSU	110.00 ml/min

Samples

Sample ID:	Description:
BGWC-32	Metals, Inorganics, TDS, Radium

Created using VuSitu from In-Situ, Inc.

Low-Flow Test Report:

Test Date / Time: 8/21/2024 12:46:16 PM
Project: Plant Bowen AP August 2024
Operator Name: Kevin Stephenson

Location Name: BGWA-33 **Well Diameter: 2 in** **Casing Type: PVC** **Screen Length: 10 ft** **Top of Screen: 70.84 ft** **Total Depth: 80.84 ft** **Initial Depth to Water: 76.84 ft**	**Pump Type: QED Bladder** **Tubing Type: LDPE** **Pump Intake From TOC: 79.84 m** **Estimated Total Volume Pumped: 2000 ml** **Flow Cell Volume: 90 ml** **Final Flow Rate: 100 ml/min** **Final Draw Down: 1.59 ft**	**Instrument Used: Aqua TROLL 400** **Serial Number: 1120055**

Test Notes:
Pre-purged .5 liter. WL started in the screen. Historical events show that well doesn t recover after evacuating. Pumping ceased for sufficient water volume for sampling. Ants in well with higher than normal turbidity.

Low-Flow Readings:

Date Time	Elapsed Time	pH	Temperature	Specific Conductivity	RDO Concentration	Turbidity	ORP	Depth to Water	Salinity	Flow
		+/- 0.1	+/- 1000 %	+/- 5 %	+/- 0.2	+/- 5	+/- 1000 %	+/- 0.3	+/- 10	
8/21/2024 12:46 PM	00:00	6.88 pH	22.36 °C	722.83 µS/cm	1.04 mg/L	7.97 NTU	-145.6 mV	77.53 ft	0.39 PSU	100.00 ml/min
8/21/2024 12:51 PM	05:00	6.86 pH	20.00 °C	733.96 µS/cm	0.46 mg/L	7.13 NTU	-165.3 mV	77.83 ft	0.40 PSU	100.00 ml/min
8/21/2024 12:56 PM	10:00	6.85 pH	19.66 °C	734.08 µS/cm	0.34 mg/L	7.49 NTU	-244.1 mV	78.17 ft	0.40 PSU	100.00 ml/min
8/21/2024 1:01 PM	15:00	6.85 pH	19.50 °C	725.43 µS/cm	0.29 mg/L	7.99 NTU	-167.4 mV	78.43 ft	0.40 PSU	100.00 ml/min
8/21/2024 1:06 PM	20:00	6.86 pH	19.64 °C	704.53 µS/cm	0.25 mg/L	7.49 NTU	-162.8 mV	78.43 ft	0.39 PSU	100.00 ml/min

Samples

Sample ID:	Description:

Created using VuSitu from In-Situ, Inc.

Low-Flow Test Report:

Test Date / Time: 8/23/2024 9:51:12 AM
Project: Plant Bowen AP August 2024
Operator Name: William Laaker

Location Name: BGWA-33 **Well Diameter: 2 in** **Casing Type: PVC** **Screen Length: 10 ft** **Top of Screen: 70.84 ft** **Total Depth: 80.84 ft** **Initial Depth to Water: 78.47 ft**	**Pump Type: QED Bladder** **Tubing Type: LDPE** **Pump Intake From TOC: 79.84 ft** **Estimated Total Volume Pumped: 200 ml** **Flow Cell Volume: 90 ml** **Final Flow Rate: 100 ml/min** **Final Draw Down: 0.31 ft**	**Instrument Used: Aqua TROLL 400** **Serial Number: 789301**

Test Notes:
Complete evac performed on 8/21/24.

Low-Flow Readings:

Date Time	Elapsed Time	pH	Temperature	Specific Conductivity	RDO Concentration	Turbidity	ORP	Depth to Water	Salinity	Flow
		+/- 0.1	+/- 1000 %	+/- 5 %	+/- 10 %	+/- 5	+/- 1000 %	+/- 0.3	+/- 1000 %	
8/23/2024 9:51 AM	00:00	6.67 pH	20.57 °C	683.14 µS/cm	6.07 mg/L	6.13 NTU	163.8 mV	78.78 ft	0.34 PSU	100.00 ml/min
8/23/2024 9:52 AM	01:00	6.66 pH	20.66 °C	687.03 µS/cm	6.13 mg/L		162.9 mV	78.78 ft	0.34 PSU	100.00 ml/min
8/23/2024 9:53 AM	02:00	6.65 pH	20.75 °C	687.76 µS/cm	6.17 mg/L	6.13 NTU	163.3 mV	78.78 ft	0.34 PSU	100.00 ml/min

Samples

Sample ID:	Description:
BGWA-33	Metals, Inorganics, TDS, Radium

Created using VuSitu from In-Situ, Inc.

Low-Flow Test Report:

Test Date / Time: 8/20/2024 12:26:16 PM
Project: Plant Bowen AP August 2024
Operator Name: Natalie Piparo

Location Name: BGWC-34D **Well Diameter: 2 in** **Casing Type: PVC** **Screen Length: 10 ft** **Top of Screen: 69.75 ft** **Total Depth: 79.75 ft** **Initial Depth to Water: 16.94 ft**	**Pump Type: QED Dedicated** **Tubing Type: LDPE** **Pump Intake From TOC: 74.75 ft** **Estimated Total Volume Pumped: 8800 ml** **Flow Cell Volume: 90 ml** **Final Flow Rate: 110 ml/min** **Final Draw Down: 8.94 ft**	**Instrument Used: Aqua TROLL 400** **Serial Number: 850767**

Test Notes:
Prepurged 2L

Low-Flow Readings:

Date Time	Elapsed Time	pH	Temperature	Specific Conductivity	RDO Concentration	Turbidity	ORP	Depth To Water	Salinity	Flow
		+/- 0.1	+/- 1000 %	+/- 5 %	+/- 10 %	+/- 5	+/- 1000 %	+/- 0.3	+/- 10	
8/20/2024 12:26 PM	00:00	7.15 pH	22.81 °C	828.82 µS/cm	0.65 mg/L	0.45 NTU	-24.1 mV	19.97 ft	0.41 PSU	110.00 ml/min
8/20/2024 12:31 PM	05:00	7.14 pH	21.86 °C	842.52 µS/cm	0.74 mg/L	0.28 NTU	-31.3 mV	20.37 ft	0.42 PSU	110.00 ml/min
8/20/2024 12:36 PM	10:00	7.14 pH	19.60 °C	880.53 µS/cm	0.81 mg/L	0.32 NTU	-63.4 mV	20.93 ft	0.44 PSU	110.00 ml/min
8/20/2024 12:41 PM	15:00	7.14 pH	19.92 °C	880.97 µS/cm	0.78 mg/L	0.19 NTU	-64.2 mV	21.41 ft	0.44 PSU	110.00 ml/min
8/20/2024 12:46 PM	20:00	7.13 pH	19.63 °C	886.90 µS/cm	0.75 mg/L	0.23 NTU	-65.9 mV	21.82 ft	0.44 PSU	110.00 ml/min
8/20/2024 12:51 PM	25:00	7.14 pH	19.62 °C	888.20 µS/cm	0.73 mg/L	0.39 NTU	-67.0 mV	22.17 ft	0.44 PSU	110.00 ml/min
8/20/2024 12:56 PM	30:00	7.13 pH	19.81 °C	894.33 µS/cm	0.70 mg/L	0.45 NTU	-68.5 mV	22.53 ft	0.44 PSU	110.00 ml/min
8/20/2024 1:01 PM	35:00	7.14 pH	19.98 °C	878.57 µS/cm	0.65 mg/L	0.23 NTU	-35.1 mV	22.99 ft	0.44 PSU	110.00 ml/min
8/20/2024 1:06 PM	40:00	7.13 pH	19.47 °C	894.01 µS/cm	0.66 mg/L	0.22 NTU	-70.2 mV	23.31 ft	0.44 PSU	110.00 ml/min
8/20/2024 1:11 PM	45:00	7.13 pH	19.64 °C	898.77 µS/cm	0.65 mg/L	0.19 NTU	-71.9 mV	23.72 ft	0.45 PSU	110.00 ml/min
8/20/2024 1:16 PM	50:00	7.14 pH	19.49 °C	890.28 µS/cm	0.64 mg/L	0.11 NTU	-73.0 mV	24.09 ft	0.44 PSU	110.00 ml/min
8/20/2024 1:21 PM	55:00	7.13 pH	19.50 °C	899.21 µS/cm	0.64 mg/L	0.19 NTU	-74.2 mV	24.39 ft	0.45 PSU	110.00 ml/min
8/20/2024 1:26 PM	01:00:00	7.14 pH	20.34 °C	870.38 µS/cm	0.58 mg/L	0.09 NTU	-40.5 mV	24.74 ft	0.43 PSU	110.00 ml/min
8/20/2024 1:31 PM	01:05:00	7.14 pH	19.28 °C	892.64 µS/cm	0.60 mg/L	0.07 NTU	-75.6 mV	25.06 ft	0.44 PSU	110.00 ml/min
8/20/2024 1:36 PM	01:10:00	7.13 pH	19.68 °C	893.02 µS/cm	0.58 mg/L	0.06 NTU	-77.2 mV	25.35 ft	0.44 PSU	110.00 ml/min

8/20/2024 1:41 PM	01:15:00	7.14 pH	19.64 °C	891.73 µS/cm	0.57 mg/L	0.05 NTU	-78.7 mV	25.63 ft	0.44 PSU	110.00 ml/min
8/20/2024 1:46 PM	01:20:00	7.14 pH	19.46 °C	890.00 µS/cm	0.56 mg/L	0.06 NTU	-79.1 mV	25.88 ft	0.44 PSU	110.00 ml/min

Samples

Sample ID:	Description:
BGWC-34D	Metals, Inorganics, TDS, Radium

Created using VuSitu from In-Situ, Inc.

Low-Flow Test Report:

Test Date / Time: 8/22/2024 10:40:49 AM
Project: Plant Bowen AP August 2024
Operator Name: William Laaker

Location Name: BGWC-35D **Well Diameter: 2 in** **Casing Type: PVC** **Screen Length: 10 ft** **Top of Screen: 70.94 ft** **Total Depth: 80.94 ft** **Initial Depth to Water: 32.09 ft**	**Pump Type: QED Bladder** **Tubing Type: LDPE** **Pump Intake From TOC: 75.94 ft** **Estimated Total Volume Pumped: 9100 ml** **Flow Cell Volume: 90 ml** **Final Flow Rate: 100 ml/min** **Final Draw Down: 0.61 ft**	**Instrument Used: Aqua TROLL 400** **Serial Number: 789301**

Test Notes:
Prepurged 5 L
Very fine black debris in water at start of pumping.

Low-Flow Readings:

Date Time	Elapsed Time	pH	Temperature	Specific Conductivity	RDO Concentration	Turbidity	ORP	Depth to Water	Salinity	Flow
		+/- 0.1	+/- 1000 %	+/- 5 %	+/- 10 %	+/- 5	+/- 1000 %	+/- 0.3	+/- 1000 %	
8/22/2024 10:40 AM	00:00	6.57 pH	20.35 °C	3,783.9 µS/cm	0.14 mg/L	10.67 NTU	75.4 mV	32.70 ft	2.02 PSU	120.00 ml/min
8/22/2024 10:45 AM	05:00	6.57 pH	20.40 °C	3,799.4 µS/cm	0.12 mg/L	7.58 NTU	94.5 mV	32.70 ft	2.03 PSU	120.00 ml/min
8/22/2024 10:50 AM	10:00	6.59 pH	20.27 °C	3,784.8 µS/cm	0.10 mg/L	9.48 NTU	99.0 mV	32.70 ft	2.02 PSU	120.00 ml/min
8/22/2024 10:55 AM	15:00	6.60 pH	20.26 °C	3,775.8 µS/cm	0.09 mg/L	8.93 NTU	101.7 mV	32.70 ft	2.02 PSU	120.00 ml/min
8/22/2024 11:00 AM	20:00	6.62 pH	20.43 °C	3,750.6 µS/cm	0.08 mg/L	11.40 NTU	103.1 mV	32.70 ft	2.00 PSU	120.00 ml/min
8/22/2024 11:05 AM	25:00	6.64 pH	20.48 °C	3,738.5 µS/cm	0.07 mg/L	12.50 NTU	105.6 mV	32.71 ft	1.99 PSU	120.00 ml/min
8/22/2024 11:10 AM	30:00	6.65 pH	20.66 °C	3,746.5 µS/cm	0.07 mg/L	11.10 NTU	104.9 mV	32.69 ft	2.00 PSU	100.00 ml/min
8/22/2024 11:15 AM	35:00	6.66 pH	20.89 °C	3,728.2 µS/cm	0.07 mg/L	10.52 NTU	105.4 mV	32.69 ft	1.99 PSU	100.00 ml/min
8/22/2024 11:20 AM	40:00	6.68 pH	20.75 °C	3,723.1 µS/cm	0.07 mg/L	9.77 NTU	113.6 mV	32.68 ft	1.99 PSU	100.00 ml/min
8/22/2024 11:25 AM	45:00	6.68 pH	21.03 °C	3,728.6 µS/cm	0.07 mg/L	9.22 NTU	104.5 mV	32.68 ft	1.99 PSU	100.00 ml/min
8/22/2024 11:30 AM	50:00	6.69 pH	21.28 °C	3,718.0 µS/cm	0.07 mg/L	8.57 NTU	106.3 mV	32.68 ft	1.98 PSU	100.00 ml/min
8/22/2024 11:35 AM	55:00	6.70 pH	21.22 °C	3,706.3 µS/cm	0.06 mg/L	6.53 NTU	106.1 mV	32.68 ft	1.98 PSU	100.00 ml/min
8/22/2024 11:40 AM	01:00:00	6.70 pH	21.36 °C	3,708.5 µS/cm	0.06 mg/L	6.41 NTU	106.0 mV	32.69 ft	1.98 PSU	100.00 ml/min
8/22/2024 11:45 AM	01:05:00	6.72 pH	21.10 °C	3,689.3 µS/cm	0.06 mg/L	5.88 NTU	106.9 mV	32.69 ft	1.97 PSU	100.00 ml/min
8/22/2024 11:50 AM	01:10:00	6.72 pH	20.99 °C	3,698.5 µS/cm	0.06 mg/L	5.04 NTU	107.9 mV	32.70 ft	1.97 PSU	100.00 ml/min

8/22/2024 11:55 AM	01:15:00	6.73 pH	21.18 °C	3,693.2 µS/cm	0.06 mg/L	4.18 NTU	107.5 mV	32.70 ft	1.97 PSU	100.00 ml/min
8/22/2024 12:00 PM	01:20:00	6.73 pH	21.19 °C	3,708.9 µS/cm	0.06 mg/L	3.30 NTU	107.0 mV	32.70 ft	1.98 PSU	100.00 ml/min
8/22/2024 12:05 PM	01:25:00	6.74 pH	21.22 °C	3,703.9 µS/cm	0.06 mg/L	3.19 NTU	107.4 mV	32.70 ft	1.98 PSU	100.00 ml/min

Samples

Sample ID:	Description:
BGWC-35D	Metals, Inorganics, TDS, Radium

Created using VuSitu from In-Situ, Inc.

Low-Flow Test Report:

Test Date / Time: 8/20/2024 11:28:40 AM
Project: Plant Bowen AP August 2024
Operator Name: William Laaker

Location Name: BGWC-36D **Well Diameter: 2 in** **Casing Type: PVC** **Screen Length: 10 ft** **Top of Screen: 86.35 ft** **Total Depth: 96.35 ft** **Initial Depth to Water: 35.68 ft**	**Pump Type: QED Dedicated** **Tubing Type: LDPE** **Pump Intake From TOC: 91.35 ft** **Estimated Total Volume Pumped: 3750 ml** **Flow Cell Volume: 90 ml** **Final Flow Rate: 150 ml/min** **Final Draw Down: 0 ft**	**Instrument Used: Aqua TROLL 400** **Serial Number: 789301**

Test Notes:
Prepurged 2 L

Low-Flow Readings:

Date Time	Elapsed Time	pH	Temperature	Specific Conductivity	RDO Concentration	Turbidity	ORP	Depth to Water	Salinity	Flow
		+/- 0.1	+/- 1000 %	+/- 5 %	+/- 10 %	+/- 5	+/- 1000 %	+/- 0.3	+/- 1000 %	
8/20/2024 11:28 AM	00:00	6.85 pH	23.83 °C	1,275.0 µS/cm	1.27 mg/L	0.08 NTU	155.8 mV	35.68 ft	0.64 PSU	150.00 ml/min
8/20/2024 11:33 AM	05:00	6.91 pH	23.95 °C	1,256.6 µS/cm	1.04 mg/L	0.01 NTU	184.3 mV	35.68 ft	0.63 PSU	150.00 ml/min
8/20/2024 11:38 AM	10:00	6.95 pH	23.92 °C	1,263.3 µS/cm	0.95 mg/L	0.09 NTU	207.2 mV	35.68 ft	0.64 PSU	150.00 ml/min
8/20/2024 11:43 AM	15:00	6.96 pH	24.03 °C	1,258.2 µS/cm	0.91 mg/L	0.04 NTU	181.0 mV	35.68 ft	0.63 PSU	150.00 ml/min
8/20/2024 11:48 AM	20:00	6.97 pH	23.88 °C	1,261.7 µS/cm	0.90 mg/L	0.21 NTU	242.2 mV	35.68 ft	0.64 PSU	150.00 ml/min
8/20/2024 11:53 AM	25:00	6.98 pH	24.06 °C	1,254.8 µS/cm	0.89 mg/L	0.11 NTU	191.0 mV	35.68 ft	0.63 PSU	150.00 ml/min

Samples

Sample ID:	Description:
BGWC-36D	Metals, Inorganics, TDS, Radium

Created using VuSitu from In-Situ, Inc.

Low-Flow Test Report:

Test Date / Time: 8/22/2024 1:16:33 PM
Project: Plant Bowen AP August 2024
Operator Name: William Laaker

Location Name: BGWC-37D **Well Diameter: 2 in** **Casing Type: PVC** **Screen Length: 10 ft** **Top of Screen: 99.5 ft** **Total Depth: 109.5 ft** **Initial Depth to Water: 32.73 ft**	**Pump Type: Solinst Model 408** **Tubing Type: LDPE** **Pump Intake From TOC: 104.5 ft** **Estimated Total Volume Pumped: 3000 ml** **Flow Cell Volume: 90 ml** **Final Flow Rate: 150 ml/min** **Final Draw Down: 0.51 ft**	**Instrument Used: Aqua TROLL 400** **Serial Number: 789301**

Test Notes:
Prepurged 2 L
Very fine black debris in water at the start of pumping.

Low-Flow Readings:

Date Time	Elapsed Time	pH	Temperature	Specific Conductivity	RDO Concentration	Turbidity	ORP	Depth to Water	Salinity	Flow
		+/- 0.1	+/- 1000 %	+/- 5 %	+/- 10 %	+/- 5	+/- 1000 %	+/- 0.3	+/- 1000 %	
8/22/2024 1:16 PM	00:00	6.98 pH	20.96 °C	1,069.2 µS/cm	0.19 mg/L	0.08 NTU	49.9 mV	33.21 ft	0.54 PSU	150.00 ml/min
8/22/2024 1:21 PM	05:00	6.96 pH	20.75 °C	1,069.9 µS/cm	0.14 mg/L	0.01 NTU	63.9 mV	33.22 ft	0.54 PSU	150.00 ml/min
8/22/2024 1:26 PM	10:00	6.95 pH	20.96 °C	1,072.4 µS/cm	0.11 mg/L	0.12 NTU	62.6 mV	33.22 ft	0.54 PSU	150.00 ml/min
8/22/2024 1:31 PM	15:00	6.95 pH	20.78 °C	1,067.8 µS/cm	0.10 mg/L	0.12 NTU	61.2 mV	33.23 ft	0.53 PSU	150.00 ml/min
8/22/2024 1:36 PM	20:00	6.95 pH	21.02 °C	1,060.4 µS/cm	0.09 mg/L	0.04 NTU	61.2 mV	33.24 ft	0.53 PSU	150.00 ml/min

Samples

Sample ID:	Description:
BGWC-37D	Metals, Inorganics, TDS, Radium

Low-Flow Test Report:

Test Date / Time: 8/22/2024 9:52:53 AM
Project: Plant Bowen AP August 2024
Operator Name: Natalie Piparo

Location Name: BGWC-38D **Well Diameter: 2 in** **Casing Type: PVC** **Screen Length: 10 ft** **Top of Screen: 118.11 ft** **Total Depth: 128.11 ft** **Initial Depth to Water: 35.21 ft**	**Pump Type: Solinst Model 408** **Tubing Type: LDPE** **Pump Intake From TOC: 123.11 ft** **Estimated Total Volume Pumped: 3750 ml** **Flow Cell Volume: 90 ml** **Final Flow Rate: 125 ml/min** **Final Draw Down: 0.02 ft**	**Instrument Used: Aqua TROLL 400** **Serial Number: 850767**

Test Notes:
Prepurged 2L

Low-Flow Readings:

Date Time	Elapsed Time	pH	Temperature	Specific Conductivity	RDO Concentration	Turbidity	ORP	Depth To Water	Salinity	Flow
		+/- 0.1	+/- 1000 %	+/- 5 %	+/- 10 %	+/- 5	+/- 1000 %	+/- 0.3	+/- 10	
8/22/2024 9:52 AM	00:00	6.94 pH	22.36 °C	1,467.8 µS/cm	0.21 mg/L	3.59 NTU	-52.2 mV	35.23 ft	0.75 PSU	125.00 ml/min
8/22/2024 9:57 AM	05:00	7.03 pH	17.67 °C	1,598.5 µS/cm	0.22 mg/L	2.32 NTU	-62.8 mV	35.23 ft	0.81 PSU	125.00 ml/min
8/22/2024 10:02 AM	10:00	7.07 pH	17.48 °C	1,605.1 µS/cm	0.19 mg/L	1.34 NTU	-56.8 mV	35.23 ft	0.82 PSU	125.00 ml/min
8/22/2024 10:07 AM	15:00	7.09 pH	17.41 °C	1,608.3 µS/cm	0.18 mg/L	0.75 NTU	-54.8 mV	35.23 ft	0.82 PSU	125.00 ml/min
8/22/2024 10:12 AM	20:00	7.10 pH	18.23 °C	1,581.4 µS/cm	0.16 mg/L	0.55 NTU	-22.1 mV	35.23 ft	0.80 PSU	125.00 ml/min
8/22/2024 10:17 AM	25:00	7.11 pH	17.41 °C	1,611.7 µS/cm	0.17 mg/L	0.34 NTU	-53.8 mV	35.23 ft	0.82 PSU	125.00 ml/min
8/22/2024 10:22 AM	30:00	7.12 pH	17.44 °C	1,614.9 µS/cm	0.17 mg/L	0.30 NTU	-58.5 mV	35.23 ft	0.82 PSU	125.00 ml/min

Samples

Sample ID:	Description:
BGWC-38D	Metals, Inorganics, TDS, Radium

Created using VuSitu from In-Situ, Inc.

Low-Flow Test Report:

Test Date / Time: 8/21/2024 12:24:52 PM
Project: Plant Bowen AP August 2024
Operator Name: Jay Siewert

Location Name: BGWC-39 **Well Diameter: 2 in** **Casing Type: PVC** **Screen Length: 10 ft** **Top of Screen: 18.27 ft** **Total Depth: 28.27 ft** **Initial Depth to Water: 19.66 ft**	**Pump Type: GeoTech Peristaltic** **Tubing Type: LDPE** **Pump Intake From TOC: 23.27 ft** **Estimated Total Volume Pumped: 8250 ml** **Flow Cell Volume: 90 ml** **Final Flow Rate: 150 ml/min** **Final Draw Down: 3.46 ft**	**Instrument Used: Aqua TROLL 400** **Serial Number: 850762**

Test Notes:
Pre-purged 2 L
DTW historically starts in screen interval and purges dry before 3 well volumes. DTW started in screen. Complete evac. performed. Samples to be collected 8/22/24.

Low-Flow Readings:

Date Time	Elapsed Time	pH	Temperature	Specific Conductivity	RDO Concentration	Turbidity	ORP	Depth to Water	Salinity	Flow
		+/- 0.1	+/- 1000	+/- 5 %	+/- 10 %	+/- 5	+/- 1000 %	+/- 0.3	+/- 10	
8/21/2024 12:24 PM	00:00	6.70 pH	19.39 °C	3,062.8 µS/cm	2.61 mg/L	0.34 NTU	118.9 mV	20.55 ft	1.61 PSU	150.00 ml/min
8/21/2024 12:29 PM	05:00	6.71 pH	19.48 °C	2,969.1 µS/cm	2.50 mg/L	0.10 NTU	115.9 mV	20.80 ft	1.56 PSU	150.00 ml/min
8/21/2024 12:34 PM	10:00	6.72 pH	19.57 °C	2,972.1 µS/cm	2.84 mg/L	0.16 NTU	103.6 mV	21.10 ft	1.56 PSU	150.00 ml/min
8/21/2024 12:39 PM	15:00	6.72 pH	19.62 °C	2,954.4 µS/cm	3.23 mg/L	0.30 NTU	95.7 mV	21.42 ft	1.55 PSU	150.00 ml/min
8/21/2024 12:44 PM	20:00	6.76 pH	19.69 °C	2,859.2 µS/cm	4.24 mg/L	0.22 NTU	90.1 mV	21.72 ft	1.50 PSU	150.00 ml/min
8/21/2024 12:49 PM	25:00	6.82 pH	19.48 °C	2,799.5 µS/cm	3.50 mg/L	0.51 NTU	85.3 mV	22.02 ft	1.47 PSU	150.00 ml/min
8/21/2024 12:54 PM	30:00	6.82 pH	19.49 °C	2,828.3 µS/cm	3.22 mg/L	0.20 NTU	82.4 mV	22.32 ft	1.48 PSU	150.00 ml/min
8/21/2024 12:59 PM	35:00	6.81 pH	19.61 °C	2,830.1 µS/cm	2.99 mg/L	0.08 NTU	80.5 mV	22.61 ft	1.49 PSU	150.00 ml/min
8/21/2024 1:04 PM	40:00	6.82 pH	19.43 °C	2,836.8 µS/cm	3.08 mg/L	2.26 NTU	80.2 mV	22.96 ft	1.49 PSU	150.00 ml/min
8/21/2024 1:09 PM	45:00	6.82 pH	21.18 °C	2,939.7 µS/cm	6.62 mg/L	1.00 NTU	91.8 mV	22.99 ft	1.55 PSU	150.00 ml/min
8/21/2024 1:14 PM	50:00	6.84 pH	21.29 °C	2,941.3 µS/cm	6.42 mg/L	0.32 NTU	91.3 mV	23.12 ft	1.55 PSU	150.00 ml/min
8/21/2024 1:19 PM	55:00	6.97 pH	22.72 °C	2,946.3 µS/cm	7.21 mg/L	0.35 NTU	90.8 mV	23.12 ft	1.55 PSU	150.00 ml/min

Samples

Sample ID:	Description:

Created using VuSitu from In-Situ, Inc.

Low-Flow Test Report:

Test Date / Time: 8/22/2024 10:15:31 AM
Project: Plant Bowen AP August 2024
Operator Name: Jay Siewert

Location Name: BGWC-39 **Well Diameter: 2 in** **Casing Type: PVC** **Screen Length: 10 ft** **Top of Screen: 18.27 ft** **Total Depth: 28.27 ft** **Initial Depth to Water: 19.65 ft**	**Pump Type: GeoTech Peristaltic** **Tubing Type: LDPE** **Pump Intake From TOC: 23.27 ft** **Estimated Total Volume Pumped: 240 ml** **Flow Cell Volume: 90 ml** **Final Flow Rate: 120 ml/min** **Final Draw Down: 0.51 ft**	**Instrument Used: Aqua TROLL 400** **Serial Number: 850762**

Test Notes:
Sample collection from complete evac. performed on 8/21/24.

Low-Flow Readings:

Date Time	Elapsed Time	pH	Temperature	Specific Conductivity	RDO Concentration	Turbidity	ORP	Depth to Water	Salinity	Flow
		+/- 0.1	+/- 1000	+/- 5 %	+/- 10 %	+/- 5	+/- 1000 %	+/- 0.3	+/- 10	
8/22/2024 10:15 AM	00:00	6.74 pH	19.84 °C	3,179.5 µS/cm	6.62 mg/L	0.52 NTU	214.1 mV	20.07 ft	1.68 PSU	120.00 ml/min
8/22/2024 10:16 AM	01:00	6.74 pH	19.95 °C	3,032.4 µS/cm	6.55 mg/L	0.52 NTU	210.3 mV	20.11 ft	1.60 PSU	120.00 ml/min
8/22/2024 10:17 AM	02:00	6.74 pH	19.93 °C	3,025.1 µS/cm	6.59 mg/L	0.52 NTU	206.5 mV	20.16 ft	1.59 PSU	120.00 ml/min

Samples

Sample ID:	Description:
BGWC-39	Metals, Inorganics, TDS, Radium

Created using VuSitu from In-Situ, Inc.

Low-Flow Test Report:

Test Date / Time: 8/20/2024 2:42:52 PM
Project: Plant Bowen AP August 2024
Operator Name: Kevin Stephenson

Location Name: BGWC-40 **Well Diameter: 2 in** **Casing Type: PVC** **Screen Length: 10 ft** **Top of Screen: 52.74 ft** **Total Depth: 62.74 ft** **Initial Depth to Water: 27.73 ft**	**Pump Type: QED Dedicated** **Tubing Type: LDPE** **Pump Intake From TOC: 57.74 m** **Estimated Total Volume Pumped: 3000 ml** **Flow Cell Volume: 90 ml** **Final Flow Rate: 120 ml/min** **Final Draw Down: 0.56 ft**	**Instrument Used: Aqua TROLL 400** **Serial Number: 1120055**

Test Notes:
Pre-purged 2 liters.

Low-Flow Readings:

Date Time	Elapsed Time	pH	Temperature	Specific Conductivity	RDO Concentration	Turbidity	ORP	Depth to Water	Salinity	Flow
		+/- 0.1	+/- 1000 %	+/- 5 %	+/- 0.2	+/- 5	+/- 1000 %	+/- 0.3	+/- 10	
8/20/2024 2:42 PM	00:00	7.24 pH	20.42 °C	856.76 µS/cm	0.63 mg/L	0.78 NTU	28.7 mV	28.28 ft	0.47 PSU	120.00 ml/min
8/20/2024 2:47 PM	05:00	7.24 pH	20.21 °C	856.61 µS/cm	0.57 mg/L	0.75 NTU	33.7 mV	28.29 ft	0.47 PSU	120.00 ml/min
8/20/2024 2:52 PM	10:00	7.24 pH	20.22 °C	850.52 µS/cm	0.53 mg/L	0.82 NTU	41.1 mV	28.29 ft	0.47 PSU	120.00 ml/min
8/20/2024 2:57 PM	15:00	7.24 pH	20.22 °C	853.36 µS/cm	0.50 mg/L	0.86 NTU	40.6 mV	28.29 ft	0.47 PSU	120.00 ml/min
8/20/2024 3:02 PM	20:00	7.25 pH	20.07 °C	851.05 µS/cm	0.51 mg/L	0.73 NTU	32.5 mV	28.29 ft	0.47 PSU	120.00 ml/min
8/20/2024 3:07 PM	25:00	7.25 pH	20.04 °C	854.14 µS/cm	0.52 mg/L	0.79 NTU	39.1 mV	28.29 ft	0.47 PSU	120.00 ml/min

Samples

Sample ID:	Description:
BGWC-40	Metals, Inorganics, TDS, Radium

Created using VuSitu from In-Situ, Inc.

Low-Flow Test Report:

Test Date / Time: 8/21/2024 2:28:43 PM
Project: Plant Bowen AP August 2024
Operator Name: Jay Siewert

Location Name: BGWC-41D **Well Diameter: 2 in** **Casing Type: PVC** **Screen Length: 10 ft** **Top of Screen: 48.26 ft** **Total Depth: 58.26 ft** **Initial Depth to Water: 20.56 ft**	**Pump Type: QED Dedicated** **Tubing Type: LDPE** **Pump Intake From TOC: 53.26 ft** **Estimated Total Volume Pumped: 3500 ml** **Flow Cell Volume: 90 ml** **Final Flow Rate: 140 ml/min** **Final Draw Down: 1.97 ft**	**Instrument Used: Aqua TROLL 400** **Serial Number: 850762**

Test Notes:
Pre-purged 2 L

Low-Flow Readings:

Date Time	Elapsed Time	pH	Temperature	Specific Conductivity	RDO Concentration	Turbidity	ORP	Depth to Water	Salinity	Flow
		+/- 0.1	+/- 1000	+/- 5 %	+/- 10 %	+/- 5	+/- 1000 %	+/- 0.3	+/- 10	
8/21/2024 2:28 PM	00:00	7.38 pH	18.81 °C	2,362.0 µS/cm	0.40 mg/L	0.44 NTU	-41.1 mV	21.94 ft	1.23 PSU	140.00 ml/min
8/21/2024 2:33 PM	05:00	7.38 pH	18.97 °C	2,315.4 µS/cm	0.33 mg/L	0.71 NTU	-35.8 mV	22.08 ft	1.20 PSU	140.00 ml/min
8/21/2024 2:38 PM	10:00	7.38 pH	19.16 °C	2,279.0 µS/cm	0.28 mg/L	1.01 NTU	-62.1 mV	22.21 ft	1.18 PSU	140.00 ml/min
8/21/2024 2:43 PM	15:00	7.38 pH	18.97 °C	2,256.5 µS/cm	0.25 mg/L	0.95 NTU	-63.8 mV	22.33 ft	1.17 PSU	140.00 ml/min
8/21/2024 2:48 PM	20:00	7.38 pH	18.97 °C	2,238.8 µS/cm	0.26 mg/L	0.86 NTU	-39.0 mV	22.45 ft	1.16 PSU	140.00 ml/min
8/21/2024 2:53 PM	25:00	7.37 pH	18.99 °C	2,230.0 µS/cm	0.25 mg/L	0.80 NTU	-65.3 mV	22.53 ft	1.15 PSU	140.00 ml/min

Samples

Sample ID:	Description:
BGWC-41D	Metals, Inorganics, TDS, Radium

Created using VuSitu from In-Situ, Inc.

Low-Flow Test Report:

Test Date / Time: 8/20/2024 1:28:10 PM
Project: Plant Bowen AP August 2024
Operator Name: Jay Siewert

Location Name: BGWC-42D **Well Diameter: 2 in** **Casing Type: PVC** **Screen Length: 10 ft** **Top of Screen: 143.74 ft** **Total Depth: 153.74 ft** **Initial Depth to Water: 33.26 ft**	**Pump Type: QED Dedicated** **Tubing Type: LDPE** **Pump Intake From TOC: 148.74 ft** **Estimated Total Volume Pumped: 8450 ml** **Flow Cell Volume: 90 ml** **Final Flow Rate: 130 ml/min** **Final Draw Down: 0.86 ft**	**Instrument Used: Aqua TROLL 400** **Serial Number: 850762**

Test Notes:
Pre-purged 2 L

Low-Flow Readings:

Date Time	Elapsed Time	pH	Temperature	Specific Conductivity	RDO Concentration	Turbidity	ORP	Depth to Water	Salinity	Flow
		+/- 0.1	+/- 1000	+/- 5 %	+/- 10 %	+/- 5	+/- 1000 %	+/- 0.3	+/- 10	
8/20/2024 1:28 PM	00:00	7.20 pH	21.11 °C	1,190.4 µS/cm	0.19 mg/L	2.47 NTU	-133.2 mV	33.95 ft	0.60 PSU	130.00 ml/min
8/20/2024 1:33 PM	05:00	7.16 pH	21.19 °C	1,197.6 µS/cm	0.15 mg/L	0.70 NTU	-114.4 mV	33.98 ft	0.60 PSU	130.00 ml/min
8/20/2024 1:38 PM	10:00	7.17 pH	21.52 °C	1,180.5 µS/cm	0.12 mg/L	0.44 NTU	-150.4 mV	34.00 ft	0.59 PSU	130.00 ml/min
8/20/2024 1:43 PM	15:00	7.19 pH	21.71 °C	1,152.6 µS/cm	0.10 mg/L	0.36 NTU	-151.0 mV	34.01 ft	0.58 PSU	130.00 ml/min
8/20/2024 1:48 PM	20:00	7.21 pH	21.86 °C	1,081.0 µS/cm	0.09 mg/L	0.91 NTU	-154.8 mV	34.02 ft	0.54 PSU	130.00 ml/min
8/20/2024 1:53 PM	25:00	7.23 pH	21.87 °C	1,001.0 µS/cm	0.09 mg/L	0.56 NTU	-153.6 mV	34.04 ft	0.50 PSU	130.00 ml/min
8/20/2024 1:58 PM	30:00	7.26 pH	21.89 °C	950.41 µS/cm	0.09 mg/L	0.39 NTU	-150.6 mV	34.04 ft	0.47 PSU	130.00 ml/min
8/20/2024 2:03 PM	35:00	7.28 pH	21.93 °C	910.47 µS/cm	0.10 mg/L	0.32 NTU	-150.6 mV	34.05 ft	0.45 PSU	130.00 ml/min
8/20/2024 2:08 PM	40:00	7.30 pH	21.88 °C	879.29 µS/cm	0.11 mg/L	0.20 NTU	-150.3 mV	34.07 ft	0.44 PSU	130.00 ml/min
8/20/2024 2:13 PM	45:00	7.31 pH	21.80 °C	850.69 µS/cm	0.12 mg/L	0.50 NTU	-103.0 mV	34.08 ft	0.42 PSU	130.00 ml/min
8/20/2024 2:18 PM	50:00	7.33 pH	21.90 °C	830.82 µS/cm	0.12 mg/L	0.16 NTU	-155.6 mV	34.09 ft	0.41 PSU	130.00 ml/min
8/20/2024 2:23 PM	55:00	7.33 pH	21.82 °C	820.50 µS/cm	0.13 mg/L	0.34 NTU	-163.7 mV	34.09 ft	0.41 PSU	130.00 ml/min
8/20/2024 2:28 PM	01:00:00	7.33 pH	22.09 °C	809.71 µS/cm	0.13 mg/L	0.27 NTU	-178.6 mV	34.10 ft	0.40 PSU	130.00 ml/min
8/20/2024 2:33 PM	01:05:00	7.32 pH	21.89 °C	808.87 µS/cm	0.13 mg/L	0.10 NTU	-138.6 mV	34.12 ft	0.40 PSU	130.00 ml/min

Samples

Sample ID:	Description:
BGWC-42D	Metals, Inorganics, TDS, Radium

Created using VuSitu from In-Situ, Inc.

Low-Flow Test Report:

Test Date / Time: 8/21/2024 3:00:30 PM
Project: Plant Bowen AP August 2024
Operator Name: Natalie Piparo

Location Name: BGWC-43D **Well Diameter: 2 in** **Casing Type: PVC** **Screen Length: 10 ft** **Top of Screen: 156.01 ft** **Total Depth: 166.01 ft** **Initial Depth to Water: 34.92 ft**	**Pump Type: Solinst Model 408** **Tubing Type: LDPE** **Pump Intake From TOC: 161.01 ft** **Estimated Total Volume Pumped: 4500 ml** **Flow Cell Volume: 90 ml** **Final Flow Rate: 150 ml/min** **Final Draw Down: 0.02 ft**	**Instrument Used: Aqua TROLL 400** **Serial Number: 850767**

Test Notes:
Prepurged 2.5L

Low-Flow Readings:

Date Time	Elapsed Time	pH	Temperature	Specific Conductivity	RDO Concentration	Turbidity	ORP	Depth To Water	Salinity	Flow
		+/- 0.1	+/- 1000 %	+/- 5 %	+/- 10 %	+/- 5	+/- 1000 %	+/- 0.3	+/- 10	
8/21/2024 3:00 PM	00:00	7.38 pH	26.86 °C	1,816.3 µS/cm	0.43 mg/L	1.26 NTU	-51.1 mV	34.94 ft	0.93 PSU	150.00 ml/min
8/21/2024 3:05 PM	05:00	7.27 pH	20.81 °C	2,040.6 µS/cm	0.21 mg/L	0.47 NTU	-47.3 mV	34.94 ft	1.05 PSU	150.00 ml/min
8/21/2024 3:10 PM	10:00	7.25 pH	18.70 °C	2,120.3 µS/cm	0.15 mg/L	0.42 NTU	-83.9 mV	34.94 ft	1.10 PSU	150.00 ml/min
8/21/2024 3:15 PM	15:00	7.24 pH	18.54 °C	2,128.2 µS/cm	0.11 mg/L	0.49 NTU	-85.2 mV	34.94 ft	1.10 PSU	150.00 ml/min
8/21/2024 3:20 PM	20:00	7.23 pH	18.70 °C	2,124.7 µS/cm	0.09 mg/L	0.44 NTU	-85.8 mV	34.94 ft	1.10 PSU	150.00 ml/min
8/21/2024 3:25 PM	25:00	7.23 pH	18.61 °C	2,121.0 µS/cm	0.08 mg/L	0.26 NTU	-85.6 mV	34.94 ft	1.10 PSU	150.00 ml/min
8/21/2024 3:30 PM	30:00	7.22 pH	18.70 °C	2,120.5 µS/cm	0.07 mg/L	0.16 NTU	-85.0 mV	34.94 ft	1.10 PSU	150.00 ml/min

Samples

Sample ID:	Description:
BGWC-43D	Metals, Inorganics, TDS, Radium

Created using VuSitu from In-Situ, Inc.

Low-Flow Test Report:

Test Date / Time: 8/15/2024 12:46:22 PM
Project: Plant Bowen AP August 2024
Operator Name: Natalie Piparo

Location Name: BGWC-44D **Well Diameter: 2 in** **Casing Type: PVC** **Screen Length: 10 ft** **Top of Screen: 132.79 ft** **Total Depth: 142.79 ft** **Initial Depth to Water: 50.9 ft**	**Pump Type: QED Dedicated** **Tubing Type: LDPE** **Pump Intake From TOC: 137.79 ft** **Estimated Total Volume Pumped: 3450 ml** **Flow Cell Volume: 90 ml** **Final Flow Rate: 115 ml/min** **Final Draw Down: 3.61 ft**	**Instrument Used: Aqua TROLL 400** **Serial Number: 850767**

Test Notes:
Prepurged 1L

Low-Flow Readings:

Date Time	Elapsed Time	pH	Temperature	Specific Conductivity	RDO Concentration	Turbidity	ORP	Depth To Water	Salinity	Flow
		+/- 0.1	+/- 1000 %	+/- 5 %	+/- 10 %	+/- 5	+/- 1000 %	+/- 0.3	+/- 10	
8/15/2024 12:46 PM	00:00	7.73 pH	21.20 °C	573.86 µS/cm	0.68 mg/L	0.22 NTU	-100.1 mV	52.74 ft	0.28 PSU	115.00 ml/min
8/15/2024 12:51 PM	05:00	7.74 pH	19.20 °C	589.10 µS/cm	0.56 mg/L	0.23 NTU	-91.1 mV	53.16 ft	0.29 PSU	115.00 ml/min
8/15/2024 12:56 PM	10:00	7.75 pH	17.92 °C	601.92 µS/cm	0.49 mg/L	0.11 NTU	-146.0 mV	53.53 ft	0.29 PSU	115.00 ml/min
8/15/2024 1:01 PM	15:00	7.74 pH	18.26 °C	607.91 µS/cm	0.44 mg/L	0.09 NTU	-146.7 mV	53.85 ft	0.30 PSU	115.00 ml/min
8/15/2024 1:06 PM	20:00	7.75 pH	18.14 °C	600.54 µS/cm	0.39 mg/L	0.07 NTU	-89.2 mV	54.14 ft	0.29 PSU	115.00 ml/min
8/15/2024 1:11 PM	25:00	7.74 pH	17.79 °C	609.95 µS/cm	0.37 mg/L	0.05 NTU	-144.7 mV	54.36 ft	0.30 PSU	115.00 ml/min
8/15/2024 1:16 PM	30:00	7.74 pH	17.71 °C	610.00 µS/cm	0.36 mg/L	0.06 NTU	-144.4 mV	54.51 ft	0.30 PSU	115.00 ml/min

Samples

Sample ID:	Description:
BGWC-44D	Metals, Inorganics, TDS, Radium

Created using VuSitu from In-Situ, Inc.

Low-Flow Test Report:

Test Date / Time: 8/15/2024 11:13:26 AM
Project: Plant Bowen AP August 2024
Operator Name: Jay Siewert

Location Name: BGWA-47D **Well Diameter: 2 in** **Casing Type: PVC** **Screen Length: 10 ft** **Top of Screen: 144.96 ft** **Total Depth: 154.96 ft** **Initial Depth to Water: 64.27 ft**	**Pump Type: QED Dedicated** **Tubing Type: LDPE** **Pump Intake From TOC: 149.96 ft** **Estimated Total Volume Pumped: 2600 ml** **Flow Cell Volume: 90 ml** **Final Flow Rate: 130 ml/min** **Final Draw Down: 0.04 ft**	**Instrument Used: Aqua TROLL 400** **Serial Number: 850762**

Test Notes:
Pre-purged 2 L

Low-Flow Readings:

Date Time	Elapsed Time	pH	Temperature	Specific Conductivity	RDO Concentration	Turbidity	ORP	Depth to Water	Salinity	Flow
		+/- 0.1	+/- 1000	+/- 5 %	+/- 10 %	+/- 5	+/- 1000 %	+/- 0.3	+/- 10	
8/15/2024 11:13 AM	00:00	6.93 pH	21.97 °C	627.89 µS/cm	0.43 mg/L	2.97 NTU	122.9 mV	64.30 ft	0.31 PSU	130.00 ml/min
8/15/2024 11:18 AM	05:00	6.93 pH	22.02 °C	635.21 µS/cm	0.39 mg/L	3.20 NTU	102.6 mV	64.30 ft	0.31 PSU	130.00 ml/min
8/15/2024 11:23 AM	10:00	6.93 pH	21.98 °C	636.07 µS/cm	0.37 mg/L	2.82 NTU	104.5 mV	64.31 ft	0.31 PSU	130.00 ml/min
8/15/2024 11:28 AM	15:00	6.93 pH	21.98 °C	635.66 µS/cm	0.36 mg/L	2.35 NTU	98.6 mV	64.31 ft	0.31 PSU	130.00 ml/min
8/15/2024 11:33 AM	20:00	6.93 pH	22.06 °C	635.83 µS/cm	0.36 mg/L	2.02 NTU	93.1 mV	64.31 ft	0.31 PSU	130.00 ml/min

Samples

Sample ID:	Description:
BGWA-47D	Metals, Inorganics, TDS, Radium
FD-08	Metals, Inorganics, TDS, Radium

Created using VuSitu from In-Situ, Inc.

Low-Flow Test Report:

Test Date / Time: 8/15/2024 2:23:52 PM
Project: Plant Bowen AP August 2024
Operator Name: Jay Siewert

Location Name: BGWA-48D **Well Diameter: 2 in** **Casing Type: PVC** **Screen Length: 10 ft** **Top of Screen: 184.79 ft** **Total Depth: 194.79 ft** **Initial Depth to Water: 64.1 ft**	**Pump Type: QED Dedicated** **Tubing Type: LDPE** **Pump Intake From TOC: 189.79 ft** **Estimated Total Volume Pumped: 4800 ml** **Flow Cell Volume: 90 ml** **Final Flow Rate: 120 ml/min** **Final Draw Down: 3.81 ft**	**Instrument Used: Aqua TROLL 400** **Serial Number: 850762**

Test Notes:
Pre-purged 3 L

Low-Flow Readings:

Date Time	Elapsed Time	pH	Temperature	Specific Conductivity	RDO Concentration	Turbidity	ORP	Depth to Water	Salinity	Flow
		+/- 0.1	+/- 1000	+/- 5 %	+/- 10 %	+/- 5	+/- 1000 %	+/- 0.3	+/- 10	
8/15/2024 2:23 PM	00:00	7.56 pH	21.71 °C	487.57 µS/cm	0.42 mg/L	0.24 NTU	-89.5 mV	66.76 ft	0.24 PSU	120.00 ml/min
8/15/2024 2:28 PM	05:00	7.56 pH	22.29 °C	478.60 µS/cm	0.39 mg/L	0.29 NTU	-81.8 mV	66.95 ft	0.23 PSU	120.00 ml/min
8/15/2024 2:33 PM	10:00	7.55 pH	22.18 °C	478.81 µS/cm	0.37 mg/L	0.41 NTU	-113.2 mV	67.14 ft	0.23 PSU	120.00 ml/min
8/15/2024 2:38 PM	15:00	7.56 pH	22.02 °C	477.09 µS/cm	0.35 mg/L	0.40 NTU	-112.6 mV	67.30 ft	0.23 PSU	120.00 ml/min
8/15/2024 2:43 PM	20:00	7.56 pH	21.95 °C	484.04 µS/cm	0.33 mg/L	0.83 NTU	-112.5 mV	67.46 ft	0.24 PSU	120.00 ml/min
8/15/2024 2:48 PM	25:00	7.56 pH	21.96 °C	493.06 µS/cm	0.32 mg/L	0.50 NTU	-112.2 mV	67.59 ft	0.24 PSU	120.00 ml/min
8/15/2024 2:53 PM	30:00	7.56 pH	21.75 °C	498.83 µS/cm	0.31 mg/L	0.66 NTU	-111.9 mV	67.69 ft	0.24 PSU	120.00 ml/min
8/15/2024 2:58 PM	35:00	7.56 pH	21.74 °C	502.94 µS/cm	0.31 mg/L	0.45 NTU	-112.2 mV	67.80 ft	0.25 PSU	120.00 ml/min
8/15/2024 3:03 PM	40:00	7.56 pH	21.49 °C	505.16 µS/cm	0.30 mg/L	0.21 NTU	-112.0 mV	67.91 ft	0.25 PSU	120.00 ml/min

Samples

Sample ID:	Description:
BGWA-48D	Metals, Inorganics, TDS, Radium

Low-Flow Test Report:

Test Date / Time: 8/21/2024 10:17:39 AM
Project: Plant Bowen AP August 2024
Operator Name: Natalie Piparo

Location Name: BGWC-49D **Well Diameter: 2 in** **Casing Type: PVC** **Screen Length: 10 ft** **Top of Screen: 300.68 ft** **Total Depth: 310.68 ft** **Initial Depth to Water: 36.73 ft**	**Pump Type: Solinst Model 408** **Tubing Type: LDPE** **Pump Intake From TOC: 305.68 ft** **Estimated Total Volume Pumped: 29750 ml** **Flow Cell Volume: 90 ml** **Final Flow Rate: 100 ml/min** **Final Draw Down: 22.55 ft**	**Instrument Used: Aqua TROLL 400** **Serial Number: 850767**

Test Notes:
Prepurged 2L
Decreased pump rate to 100 ml/min to stabilize drawdown

Low-Flow Readings:

Date Time	Elapsed Time	pH	Temperature	Specific Conductivity	RDO Concentration	Turbidity	ORP	Depth To Water	Salinity	Flow
		+/- 0.1	+/- 1000 %	+/- 5 %	+/- 10 %	+/- 5	+/- 1000 %	+/- 0.3	+/- 10	
8/21/2024 10:17 AM	00:00	7.10 pH	21.11 °C	1,873.8 µS/cm	0.27 mg/L	1.43 NTU	10.4 mV	39.85 ft	0.96 PSU	175.00 ml/min
8/21/2024 10:22 AM	05:00	7.21 pH	19.04 °C	1,980.2 µS/cm	0.18 mg/L	0.89 NTU	-19.5 mV	40.52 ft	1.02 PSU	175.00 ml/min
8/21/2024 10:27 AM	10:00	7.26 pH	17.45 °C	2,049.2 µS/cm	0.13 mg/L	1.44 NTU	-59.3 mV	41.43 ft	1.06 PSU	175.00 ml/min
8/21/2024 10:32 AM	15:00	7.28 pH	19.04 °C	1,986.0 µS/cm	0.09 mg/L	1.17 NTU	-33.8 mV	42.40 ft	1.02 PSU	175.00 ml/min
8/21/2024 10:37 AM	20:00	7.29 pH	18.96 °C	1,986.9 µS/cm	0.07 mg/L	1.18 NTU	-35.9 mV	43.23 ft	1.02 PSU	175.00 ml/min
8/21/2024 10:42 AM	25:00	7.30 pH	18.12 °C	2,014.0 µS/cm	0.07 mg/L	0.76 NTU	-35.7 mV	44.01 ft	1.04 PSU	175.00 ml/min
8/21/2024 10:47 AM	30:00	7.31 pH	17.50 °C	2,042.8 µS/cm	0.07 mg/L	0.65 NTU	-74.4 mV	44.80 ft	1.05 PSU	175.00 ml/min
8/21/2024 10:52 AM	35:00	7.31 pH	17.59 °C	2,037.6 µS/cm	0.06 mg/L	0.49 NTU	-78.7 mV	45.58 ft	1.05 PSU	175.00 ml/min
8/21/2024 10:57 AM	40:00	7.32 pH	18.29 °C	2,010.3 µS/cm	0.05 mg/L	0.52 NTU	-40.6 mV	46.62 ft	1.04 PSU	175.00 ml/min
8/21/2024 11:02 AM	45:00	7.32 pH	17.71 °C	2,038.0 µS/cm	0.05 mg/L	0.44 NTU	-79.1 mV	47.08 ft	1.05 PSU	175.00 ml/min
8/21/2024 11:07 AM	50:00	7.32 pH	17.72 °C	2,048.8 µS/cm	0.05 mg/L	0.39 NTU	-82.2 mV	47.66 ft	1.06 PSU	175.00 ml/min
8/21/2024 11:12 AM	55:00	7.32 pH	17.82 °C	2,046.4 µS/cm	0.05 mg/L	0.40 NTU	-83.6 mV	48.25 ft	1.05 PSU	175.00 ml/min
8/21/2024 11:17 AM	01:00:00	7.33 pH	18.49 °C	2,016.5 µS/cm	0.05 mg/L	0.27 NTU	-43.4 mV	48.69 ft	1.04 PSU	175.00 ml/min
8/21/2024 11:22 AM	01:05:00	7.33 pH	18.09 °C	2,041.5 µS/cm	0.05 mg/L	0.31 NTU	-82.6 mV	49.51 ft	1.05 PSU	175.00 ml/min
8/21/2024 11:27 AM	01:10:00	7.33 pH	18.20 °C	2,034.2 µS/cm	0.05 mg/L	0.35 NTU	-85.2 mV	50.05 ft	1.05 PSU	175.00 ml/min

8/21/2024 11:32 AM	01:15:00	7.33 pH	18.05 °C	2,033.2 µS/cm	0.05 mg/L	0.46 NTU	-85.9 mV	50.64 ft	1.05 PSU	175.00 ml/min
8/21/2024 11:37 AM	01:20:00	7.34 pH	18.01 °C	2,036.9 µS/cm	0.05 mg/L	0.31 NTU	-86.6 mV	51.30 ft	1.05 PSU	175.00 ml/min
8/21/2024 11:42 AM	01:25:00	7.34 pH	18.01 °C	2,035.0 µS/cm	0.05 mg/L	0.44 NTU	-87.2 mV	51.71 ft	1.05 PSU	175.00 ml/min
8/21/2024 11:47 AM	01:30:00	7.34 pH	17.94 °C	2,030.2 µS/cm	0.05 mg/L	0.82 NTU	-88.2 mV	52.38 ft	1.05 PSU	175.00 ml/min
8/21/2024 11:52 AM	01:35:00	7.34 pH	18.09 °C	2,033.2 µS/cm	0.05 mg/L	0.80 NTU	-87.9 mV	52.66 ft	1.05 PSU	175.00 ml/min
8/21/2024 11:57 AM	01:40:00	7.34 pH	18.63 °C	2,005.8 µS/cm	0.05 mg/L	0.70 NTU	-45.4 mV	53.26 ft	1.03 PSU	175.00 ml/min
8/21/2024 12:02 PM	01:45:00	7.35 pH	18.23 °C	2,026.8 µS/cm	0.05 mg/L	0.88 NTU	-86.2 mV	53.60 ft	1.04 PSU	175.00 ml/min
8/21/2024 12:07 PM	01:50:00	7.35 pH	18.34 °C	2,028.5 µS/cm	0.05 mg/L	0.67 NTU	-87.8 mV	54.07 ft	1.04 PSU	175.00 ml/min
8/21/2024 12:12 PM	01:55:00	7.35 pH	18.71 °C	2,011.6 µS/cm	0.05 mg/L	0.46 NTU	-45.8 mV	54.52 ft	1.04 PSU	175.00 ml/min
8/21/2024 12:17 PM	02:00:00	7.35 pH	18.78 °C	2,008.3 µS/cm	0.05 mg/L	0.44 NTU	-44.3 mV	54.87 ft	1.03 PSU	175.00 ml/min
8/21/2024 12:22 PM	02:05:00	7.35 pH	19.79 °C	1,977.7 µS/cm	0.04 mg/L	0.46 NTU	-41.0 mV	55.39 ft	1.02 PSU	175.00 ml/min
8/21/2024 12:27 PM	02:10:00	7.35 pH	19.60 °C	1,988.3 µS/cm	0.04 mg/L	0.37 NTU	-43.6 mV	55.70 ft	1.02 PSU	175.00 ml/min
8/21/2024 12:32 PM	02:15:00	7.35 pH	18.61 °C	2,032.5 µS/cm	0.05 mg/L	0.41 NTU	-86.0 mV	56.12 ft	1.05 PSU	175.00 ml/min
8/21/2024 12:37 PM	02:20:00	7.35 pH	18.88 °C	2,028.8 µS/cm	0.05 mg/L	0.44 NTU	-88.1 mV	56.57 ft	1.05 PSU	175.00 ml/min
8/21/2024 12:42 PM	02:25:00	7.35 pH	19.01 °C	2,010.0 µS/cm	0.05 mg/L	0.41 NTU	-45.9 mV	56.92 ft	1.04 PSU	175.00 ml/min
8/21/2024 12:47 PM	02:30:00	7.34 pH	18.91 °C	2,039.8 µS/cm	0.06 mg/L	0.36 NTU	-86.2 mV	57.25 ft	1.05 PSU	100.00 ml/min
8/21/2024 12:52 PM	02:35:00	7.35 pH	18.99 °C	2,029.9 µS/cm	0.06 mg/L	0.33 NTU	-87.6 mV	57.58 ft	1.05 PSU	100.00 ml/min
8/21/2024 12:57 PM	02:40:00	7.35 pH	19.07 °C	2,028.7 µS/cm	0.06 mg/L	0.23 NTU	-88.0 mV	57.89 ft	1.05 PSU	100.00 ml/min
8/21/2024 1:02 PM	02:45:00	7.35 pH	19.39 °C	2,013.4 µS/cm	0.06 mg/L	0.16 NTU	-45.7 mV	58.19 ft	1.04 PSU	100.00 ml/min
8/21/2024 1:07 PM	02:50:00	7.35 pH	19.47 °C	2,017.3 µS/cm	0.06 mg/L	0.24 NTU	-45.6 mV	58.47 ft	1.04 PSU	100.00 ml/min
8/21/2024 1:12 PM	02:55:00	7.36 pH	18.88 °C	2,031.1 µS/cm	0.07 mg/L	0.25 NTU	-87.5 mV	58.74 ft	1.05 PSU	100.00 ml/min
8/21/2024 1:17 PM	03:00:00	7.35 pH	19.19 °C	2,042.0 µS/cm	0.07 mg/L	0.23 NTU	-89.8 mV	59.01 ft	1.05 PSU	100.00 ml/min
8/21/2024 1:22 PM	03:05:00	7.35 pH	19.74 °C	2,015.2 µS/cm	0.06 mg/L	0.11 NTU	-48.2 mV	59.28 ft	1.04 PSU	100.00 ml/min

Samples

Sample ID:	Description:
BGWC-49D	Metals, Inorganics, TDS, Radium

Low-Flow Test Report:

Test Date / Time: 8/16/2024 10:14:44 AM
Project: Plant Bowen AP August 2024
Operator Name: Natalie Piparo

Location Name: BGWC-50D **Well Diameter: 2 in** **Casing Type: PVC** **Screen Length: 10 m** **Top of Screen: 177.28 m** **Total Depth: 187.28 m** **Initial Depth to Water: 52.17 ft**	**Pump Type: QED Dedicated** **Tubing Type: LDPE** **Pump Intake From TOC: 182.28 ft** **Estimated Total Volume Pumped: 5175 ml** **Flow Cell Volume: 90 ml** **Final Flow Rate: 115 ml/min** **Final Draw Down: 2.22 ft**	**Instrument Used: Aqua TROLL 400** **Serial Number: 850767**

Test Notes:
Prepurged 3L

Low-Flow Readings:

Date Time	Elapsed Time	pH	Temperature	Specific Conductivity	RDO Concentration	Turbidity	ORP	Depth To Water	Salinity	Flow
		+/- 0.1	+/- 1000 %	+/- 5 %	+/- 10 %	+/- 5	+/- 1000 %	+/- 0.3	+/- 10	
8/16/2024 10:14 AM	00:00	7.31 pH	19.01 °C	861.19 µS/cm	0.86 mg/L	1.68 NTU	-77.6 mV	54.05 ft	0.43 PSU	115.00 ml/min
8/16/2024 10:19 AM	05:00	7.33 pH	17.91 °C	858.84 µS/cm	0.53 mg/L	1.18 NTU	-79.7 mV	54.20 ft	0.43 PSU	115.00 ml/min
8/16/2024 10:24 AM	10:00	7.32 pH	18.37 °C	805.58 µS/cm	0.44 mg/L	1.01 NTU	-80.2 mV	54.29 ft	0.40 PSU	115.00 ml/min
8/16/2024 10:29 AM	15:00	7.32 pH	18.16 °C	785.98 µS/cm	0.45 mg/L	0.87 NTU	-80.0 mV	54.34 ft	0.39 PSU	115.00 ml/min
8/16/2024 10:34 AM	20:00	7.33 pH	17.65 °C	769.43 µS/cm	0.50 mg/L	0.95 NTU	-115.2 mV	54.38 ft	0.38 PSU	115.00 ml/min
8/16/2024 10:39 AM	25:00	7.32 pH	17.77 °C	727.49 µS/cm	0.53 mg/L	0.93 NTU	-112.4 mV	54.40 ft	0.36 PSU	115.00 ml/min
8/16/2024 10:44 AM	30:00	7.32 pH	17.90 °C	705.09 µS/cm	0.54 mg/L	1.62 NTU	-110.6 mV	54.42 ft	0.35 PSU	115.00 ml/min
8/16/2024 10:49 AM	35:00	7.32 pH	17.81 °C	694.09 µS/cm	0.54 mg/L	1.00 NTU	-109.5 mV	54.41 ft	0.34 PSU	115.00 ml/min
8/16/2024 10:54 AM	40:00	7.32 pH	18.12 °C	690.18 µS/cm	0.57 mg/L	1.10 NTU	-110.3 mV	54.40 ft	0.34 PSU	115.00 ml/min
8/16/2024 10:59 AM	45:00	7.32 pH	18.29 °C	681.77 µS/cm	0.54 mg/L	0.79 NTU	-111.1 mV	54.39 ft	0.34 PSU	115.00 ml/min

Samples

Sample ID:	Description:
GWBC-50D	Metals, Inorganics, TDS, Radium

Created using VuSitu from In-Situ, Inc.

Low-Flow Test Report:

Test Date / Time: 8/20/2024 10:52:24 AM
Project: Plant Bowen AP August 2024
Operator Name: Kevin Stephenson

Location Name: BGWC-51 **Well Diameter: 2 in** **Casing Type: PVC** **Screen Length: 10 ft** **Top of Screen: 57.29 ft** **Total Depth: 67.29 ft** **Initial Depth to Water: 46.32 ft**	**Pump Type: QED Dedicated** **Tubing Type: LDPE** **Pump Intake From TOC: 62.29 m** **Estimated Total Volume Pumped: 3000 ml** **Flow Cell Volume: 90 ml** **Final Flow Rate: 120 ml/min** **Final Draw Down: 0 ft**	**Instrument Used: Aqua TROLL 400** **Serial Number: 1120055**

Test Notes:
Pre-purged 2 liters

Low-Flow Readings:

Date Time	Elapsed Time	pH	Temperature	Specific Conductivity	RDO Concentration	Turbidity	ORP	Depth to Water	Salinity	Flow
		+/- 0.1	+/- 1000 %	+/- 5 %	+/- 0.2	+/- 10	+/- 1000 %	+/- 0.3	+/- 10	
8/20/2024 10:52 AM	00:00	7.23 pH	18.83 °C	569.54 µS/cm	4.30 mg/L	0.10 NTU	67.4 mV	46.32 ft	0.31 PSU	120.00 ml/min
8/20/2024 10:57 AM	05:00	7.23 pH	18.86 °C	569.72 µS/cm	4.27 mg/L	0.22 NTU	78.2 mV	46.32 ft	0.31 PSU	120.00 ml/min
8/20/2024 11:02 AM	10:00	7.23 pH	18.84 °C	566.48 µS/cm	4.23 mg/L	0.14 NTU	74.2 mV	46.32 ft	0.31 PSU	120.00 ml/min
8/20/2024 11:07 AM	15:00	7.23 pH	18.93 °C	568.57 µS/cm	4.24 mg/L	0.16 NTU	71.9 mV	46.32 ft	0.31 PSU	120.00 ml/min
8/20/2024 11:12 AM	20:00	7.24 pH	18.94 °C	568.09 µS/cm	4.24 mg/L	0.21 NTU	70.6 mV	46.32 ft	0.31 PSU	120.00 ml/min
8/20/2024 11:17 AM	25:00	7.24 pH	19.02 °C	566.77 µS/cm	4.23 mg/L	0.16 NTU	48.2 mV	46.32 ft	0.31 PSU	120.00 ml/min

Samples

Sample ID:	Description:
BGWC-51	Metals, Inorganics, TDS, Radium
FD-10	Metals, Inorganics, TDS, Radium

Created using VuSitu from In-Situ, Inc.

Low-Flow Test Report:

Test Date / Time: 8/20/2024 12:58:43 PM
Project: Plant Bowen AP August 2024
Operator Name: Kevin Stephenson

Location Name: BGWC-52 **Well Diameter: 2 in** **Casing Type: PVC** **Screen Length: 10 ft** **Top of Screen: 72.18 ft** **Total Depth: 82.18 ft** **Initial Depth to Water: 45.7 ft**	**Pump Type: QED Dedicated** **Tubing Type: LDPE** **Pump Intake From TOC: 77.18 m** **Estimated Total Volume Pumped: 4200 ml** **Flow Cell Volume: 90 ml** **Final Flow Rate: 140 ml/min** **Final Draw Down: 0.09 ft**	**Instrument Used: Aqua TROLL 400** **Serial Number: 1120055**

Test Notes:
Pre-purged 1 liter.

Low-Flow Readings:

Date Time	Elapsed Time	pH	Temperature	Specific Conductivity	RDO Concentration	Turbidity	ORP	Depth to Water	Salinity	Flow
		+/- 0.1	+/- 1000 %	+/- 5 %	+/- 0.2	+/- 5	+/- 1000 %	+/- 0.3	+/- 10	
8/20/2024 12:58 PM	00:00	7.58 pH	20.01 °C	340.39 µS/cm	1.15 mg/L	0.43 NTU	45.6 mV	45.79 ft	0.18 PSU	140.00 ml/min
8/20/2024 1:03 PM	05:00	7.60 pH	20.06 °C	343.08 µS/cm	0.94 mg/L	0.50 NTU	50.6 mV	45.79 ft	0.18 PSU	140.00 ml/min
8/20/2024 1:08 PM	10:00	7.63 pH	20.21 °C	342.56 µS/cm	0.80 mg/L	0.38 NTU	35.2 mV	45.79 ft	0.18 PSU	140.00 ml/min
8/20/2024 1:13 PM	15:00	7.64 pH	20.32 °C	344.39 µS/cm	0.71 mg/L	0.52 NTU	41.7 mV	45.79 ft	0.18 PSU	140.00 ml/min
8/20/2024 1:18 PM	20:00	7.65 pH	19.95 °C	343.86 µS/cm	0.67 mg/L	0.28 NTU	32.9 mV	45.79 ft	0.18 PSU	140.00 ml/min
8/20/2024 1:23 PM	25:00	7.66 pH	20.52 °C	346.98 µS/cm	0.58 mg/L	0.44 NTU	38.2 mV	45.79 ft	0.19 PSU	140.00 ml/min
8/20/2024 1:28 PM	30:00	7.68 pH	20.40 °C	348.01 µS/cm	0.56 mg/L	0.58 NTU	31.8 mV	45.79 ft	0.19 PSU	140.00 ml/min

Samples

Sample ID:	Description:
BGWC-52	Metals, Inorganics, TDS, Radium

Low-Flow Test Report:

Test Date / Time: 8/22/2024 12:19:08 PM
Project: Plant Bowen AP August 2024
Operator Name: Jay Siewert

Location Name: PZ-7 **Well Diameter: 2 in** **Casing Type: PVC** **Screen Length: 10 ft** **Top of Screen: 39.3 ft** **Total Depth: 49.3 ft** **Initial Depth to Water: 21.09 ft**	**Pump Type: GeoTech Peristaltic** **Tubing Type: LDPE** **Pump Intake From TOC: 44.3 ft** **Estimated Total Volume Pumped: 3100 ml** **Flow Cell Volume: 90 ml** **Final Flow Rate: 155 ml/min** **Final Draw Down: 0.05 ft**	**Instrument Used: Aqua TROLL 400** **Serial Number: 850762**

Test Notes:
Pre-purged 2 L

Low-Flow Readings:

Date Time	Elapsed Time	pH	Temperature	Specific Conductivity	RDO Concentration	Turbidity	ORP	Depth to Water	Salinity	Flow
		+/- 0.1	+/- 1000	+/- 5 %	+/- 10 %	+/- 5	+/- 1000 %	+/- 0.3	+/- 10	
8/22/2024 12:19 PM	00:00	6.95 pH	20.46 °C	1,241.8 µS/cm	0.14 mg/L	3.22 NTU	142.5 mV	21.13 ft	0.63 PSU	155.00 ml/min
8/22/2024 12:24 PM	05:00	6.93 pH	20.52 °C	1,249.2 µS/cm	0.11 mg/L	2.86 NTU	111.1 mV	21.14 ft	0.63 PSU	155.00 ml/min
8/22/2024 12:29 PM	10:00	6.92 pH	20.41 °C	1,252.3 µS/cm	0.09 mg/L	1.83 NTU	118.9 mV	21.14 ft	0.63 PSU	155.00 ml/min
8/22/2024 12:34 PM	15:00	6.91 pH	20.51 °C	1,249.7 µS/cm	0.09 mg/L	2.36 NTU	109.1 mV	21.14 ft	0.63 PSU	155.00 ml/min
8/22/2024 12:39 PM	20:00	6.91 pH	20.64 °C	1,243.9 µS/cm	0.08 mg/L	1.74 NTU	81.5 mV	21.14 ft	0.63 PSU	155.00 ml/min

Samples

Sample ID:	Description:
PZ-7	Metals, Inorganics, TDS, Radium

Created using VuSitu from In-Situ, Inc.

December 2024

Low-Flow Test Report:

Test Date / Time: 12/3/2024 11:01:16 AM
Project: Plant Bowen AP Baseline Sampling December 2024
Operator Name: Jay Siewert

Location Name: BGWC-53D **Well Diameter: 2 in** **Casing Type: PVC** **Screen Length: 10 ft** **Top of Screen: 90.48 ft** **Total Depth: 100.48 ft** **Initial Depth to Water: 18.28 ft**	**Pump Type: GeoTech Peristaltic** **Tubing Type: LDPE** **Pump Intake From TOC: 95.48 ft** **Estimated Total Volume Pumped: 6200 ml** **Flow Cell Volume: 90 ml** **Final Flow Rate: 110 ml/min** **Final Draw Down: 6.09 ft**	**Instrument Used: Aqua TROLL 400** **Serial Number: 789301**

Test Notes:
Pre-purged 3 L

Low-Flow Readings:

Date Time	Elapsed Time	pH	Temperature	Specific Conductivity	RDO Concentration	Turbidity	ORP	Depth to Water	Salinity	Flow
		+/- 0.1	+/- 1000	+/- 5 %	+/- 10 %	+/- 5	+/- 1000 %	+/- 0.3	+/- 10	
12/3/2024 11:01 AM	00:00	7.54 pH	14.76 °C	1,375.6 µS/cm	1.78 mg/L	5.16 NTU	74.0 mV	21.99 ft	0.69 PSU	130.00 ml/min
12/3/2024 11:06 AM	05:00	7.55 pH	15.03 °C	1,396.7 µS/cm	1.70 mg/L	4.52 NTU	55.8 mV	22.34 ft	0.70 PSU	130.00 ml/min
12/3/2024 11:11 AM	10:00	7.56 pH	14.44 °C	1,399.2 µS/cm	1.60 mg/L	4.25 NTU	52.3 mV	22.83 ft	0.71 PSU	130.00 ml/min
12/3/2024 11:16 AM	15:00	7.57 pH	14.99 °C	1,370.2 µS/cm	1.37 mg/L	3.26 NTU	49.1 mV	23.23 ft	0.69 PSU	130.00 ml/min
12/3/2024 11:21 AM	20:00	7.57 pH	15.35 °C	1,387.2 µS/cm	1.23 mg/L	3.29 NTU	42.0 mV	24.29 ft	0.70 PSU	130.00 ml/min
12/3/2024 11:26 AM	25:00	7.58 pH	15.95 °C	1,365.4 µS/cm	1.00 mg/L	3.25 NTU	34.8 mV	23.72 ft	0.69 PSU	130.00 ml/min
12/3/2024 11:31 AM	30:00	7.58 pH	15.52 °C	1,372.7 µS/cm	0.97 mg/L	3.11 NTU	30.9 mV	24.42 ft	0.69 PSU	130.00 ml/min
12/3/2024 11:36 AM	35:00	7.58 pH	15.48 °C	1,372.4 µS/cm	0.87 mg/L	2.88 NTU	28.1 mV	24.43 ft	0.69 PSU	110.00 ml/min
12/3/2024 11:41 AM	40:00	7.59 pH	15.12 °C	1,367.8 µS/cm	0.84 mg/L	1.62 NTU	25.2 mV	24.40 ft	0.69 PSU	110.00 ml/min
12/3/2024 11:46 AM	45:00	7.59 pH	14.94 °C	1,377.2 µS/cm	0.74 mg/L	1.65 NTU	22.8 mV	24.38 ft	0.69 PSU	110.00 ml/min
12/3/2024 11:51 AM	50:00	7.59 pH	15.30 °C	1,371.1 µS/cm	0.72 mg/L	1.47 NTU	20.4 mV	24.37 ft	0.69 PSU	110.00 ml/min

Samples

Sample ID:	Description:
BGWC-53D	Metals, Inorganics, Alkalinity, TDS, Radium, Sulfide

FD-13	Metals, Inorganics, Alkalinity, TDS, Radium, Sulfide

Created using VuSitu from In-Situ, Inc.

Pre-Design Investigation Events

Low-Flow Test Report:

Test Date / Time: 1/30/2024 11:42:46 AM
Project: Plant Bowen AP January 2024 CA
Operator Name: Kevin Stephenson

Location Name: PT-03 **Well Diameter: 2 in** **Casing Type: PVC** **Screen Length: 10 ft** **Top of Screen: 33.14 ft** **Total Depth: 43.14 ft** **Initial Depth to Water: 28.7 ft**	**Pump Type: QED Bladder** **Tubing Type: LDPE** **Pump Intake From TOC: 38.14 ft** **Estimated Total Volume Pumped: 3000 ml** **Flow Cell Volume: 90 ml** **Final Flow Rate: 100 ml/min** **Final Draw Down: 0.52 ft**	**Instrument Used: Aqua TROLL 400** **Serial Number: 789317**

Test Notes:
Pre-purged 1 liter

Low-Flow Readings:

Date Time	Elapsed Time	pH	Temperature	Specific Conductivity	RDO Concentration	Turbidity	ORP	Depth to Water	Salinity	Flow
		+/- 0.1	+/- 1000 %	+/- 5 %	+/- 10 %	+/- 5	+/- 1000 %	+/- 0.3	+/- 1000 %	
1/30/2024 11:42 AM	00:00	6.80 pH	28.94 °C	841.94 µS/cm	0.23 mg/L	6.97 NTU	-36.1 mV	29.19 ft	0.42 PSU	100.00 ml/min
1/30/2024 11:47 AM	05:00	6.87 pH	22.04 °C	959.37 µS/cm	0.25 mg/L	8.12 NTU	-38.4 mV	29.20 ft	0.48 PSU	100.00 ml/min
1/30/2024 11:52 AM	10:00	6.94 pH	22.10 °C	956.01 µS/cm	0.21 mg/L	8.35 NTU	-29.0 mV	29.21 ft	0.48 PSU	100.00 ml/min
1/30/2024 11:57 AM	15:00	6.96 pH	21.89 °C	958.42 µS/cm	0.16 mg/L	5.63 NTU	-54.5 mV	29.21 ft	0.48 PSU	100.00 ml/min
1/30/2024 12:02 PM	20:00	6.92 pH	21.95 °C	957.97 µS/cm	0.13 mg/L	2.45 NTU	-84.0 mV	29.22 ft	0.48 PSU	100.00 ml/min
1/30/2024 12:07 PM	25:00	6.89 pH	21.56 °C	968.71 µS/cm	0.11 mg/L	1.32 NTU	-88.5 mV	29.22 ft	0.48 PSU	100.00 ml/min
1/30/2024 12:12 PM	30:00	6.87 pH	20.92 °C	985.19 µS/cm	0.11 mg/L	1.05 NTU	-87.3 mV	29.22 ft	0.49 PSU	100.00 ml/min

Samples

Sample ID:	Description:
PT-03	Metals
FD-01	Metals

Low-Flow Test Report:

Test Date / Time: 2/8/2024 1:40:15 PM
Project: Plant Bowen AP January 2024 CA
Operator Name: William Laaker

Location Name: PT-02 **Well Diameter: 2 in** **Casing Type: PVC** **Screen Length: 10 ft** **Top of Screen: 33.65 ft** **Total Depth: 43.65 ft** **Initial Depth to Water: 29.6 ft**	**Pump Type: GeoTech Peristaltic** **Tubing Type: LDPE** **Pump Intake From TOC: 38.65 ft** **Estimated Total Volume Pumped: 2600 ml** **Flow Cell Volume: 90 ml** **Final Flow Rate: 130 ml/min** **Final Draw Down: 0.21 ft**	**Instrument Used: Aqua TROLL 400** **Serial Number: 789301**

Test Notes:
Prepurged 1 L

Low-Flow Readings:

Date Time	Elapsed Time	pH	Temperature	Specific Conductivity	RDO Concentration	Turbidity	ORP	Depth to Water	Salinity	Flow
		+/- 0.1	+/- 1000 %	+/- 5 %	+/- 10 %	+/- 5	+/- 1000 %	+/- 0.3	+/- 1000 %	
2/8/2024 1:40 PM	00:00	6.58 pH	16.81 °C	3,001.0 µS/cm	0.21 mg/L	0.42 NTU	58.8 mV	29.81 ft	1.58 PSU	130.00 ml/min
2/8/2024 1:45 PM	05:00	6.57 pH	16.65 °C	2,994.9 µS/cm	0.18 mg/L	0.29 NTU	49.4 mV	29.81 ft	1.57 PSU	130.00 ml/min
2/8/2024 1:50 PM	10:00	6.56 pH	16.73 °C	3,000.2 µS/cm	0.17 mg/L	0.22 NTU	63.9 mV	29.81 ft	1.58 PSU	130.00 ml/min
2/8/2024 1:55 PM	15:00	6.56 pH	16.65 °C	3,023.2 µS/cm	0.15 mg/L	0.18 NTU	65.8 mV	29.81 ft	1.59 PSU	130.00 ml/min
2/8/2024 2:00 PM	20:00	6.56 pH	16.60 °C	3,012.5 µS/cm	0.14 mg/L	0.11 NTU	66.1 mV	29.81 ft	1.58 PSU	130.00 ml/min

Samples

Sample ID:	Description:
PT-02	Metals

Created using VuSitu from In-Situ, Inc.

Low-Flow Test Report:

Test Date / Time: 4/3/2024 10:57:21 AM
Project: Plant Bowen AP April 2024 CA
Operator Name: Natalie Piparo

Location Name: BGWC-22 **Well Diameter: 2 in** **Casing Type: PVC** **Screen Length: 10 ft** **Top of Screen: 33.05 ft** **Total Depth: 43.05 ft** **Initial Depth to Water: 29.85 ft**	**Pump Type: GeoTech Peristaltic** **Tubing Type: LDPE** **Pump Intake From TOC: 38.05 ft** **Estimated Total Volume Pumped: 2600 ml** **Flow Cell Volume: 90 ml** **Final Flow Rate: 130 ml/min** **Final Draw Down: 0.17 ft**	**Instrument Used: Aqua TROLL 400** **Serial Number: 789301**

Test Notes:
Pre-purged 2L

Low-Flow Readings:

Date Time	Elapsed Time	pH	Temperature	Specific Conductivity	RDO Concentration	Turbidity	ORP	Depth To Water	Salinity	Flow
		+/- 0.1	+/- 1000 %	+/- 5 %	+/- 10 %	+/- 5	+/- 1000 %	+/- 0.3	+/- 1000 %	
4/3/2024 10:57 AM	00:00	6.69 pH	21.19 °C	2,819.6 µS/cm	0.56 mg/L	1.93 NTU	141.7 mV	30.02 ft	1.48 PSU	130.00 ml/min
4/3/2024 11:02 AM	05:00	6.65 pH	18.12 °C	2,933.8 µS/cm	0.17 mg/L	0.45 NTU	123.9 mV	30.01 ft	1.54 PSU	130.00 ml/min
4/3/2024 11:07 AM	10:00	6.64 pH	17.95 °C	2,950.6 µS/cm	0.13 mg/L	0.42 NTU	116.7 mV	30.02 ft	1.55 PSU	130.00 ml/min
4/3/2024 11:12 AM	15:00	6.63 pH	17.63 °C	2,967.8 µS/cm	0.12 mg/L	0.49 NTU	114.2 mV	30.02 ft	1.56 PSU	130.00 ml/min
4/3/2024 11:17 AM	20:00	6.61 pH	18.25 °C	2,953.3 µS/cm	0.11 mg/L	0.50 NTU	112.6 mV	30.02 ft	1.55 PSU	130.00 ml/min

Samples

Sample ID:	Description:
BGWC-22	Boron, Cobalt
FD-01	Boron, Cobalt

Created using VuSitu from In-Situ, Inc.

Low-Flow Test Report:

Test Date / Time: 4/3/2024 12:42:41 PM
Project: Plant Bowen AP April 2024 CA
Operator Name: Natalie Piparo

Location Name: PT-02 **Well Diameter: 2 in** **Casing Type: PVC** **Screen Length: 10 ft** **Top of Screen: 33.65 ft** **Total Depth: 43.65 ft** **Initial Depth to Water: 29.3 ft**	**Pump Type: GeoTech Peristaltic** **Tubing Type: LDPE** **Pump Intake From TOC: 38.65 ft** **Estimated Total Volume Pumped: 3500 ml** **Flow Cell Volume: 90 ml** **Final Flow Rate: 140 ml/min** **Final Draw Down: 0.29 ft**	**Instrument Used: Aqua TROLL 400** **Serial Number: 789301**

Test Notes:
Pre-purged 2L

Low-Flow Readings:

Date Time	Elapsed Time	pH	Temperature	Specific Conductivity	RDO Concentration	Turbidity	ORP	Depth To Water	Salinity	Flow
		+/- 0.1	+/- 1000 %	+/- 5 %	+/- 10 %	+/- 5	+/- 1000 %	+/- 0.3	+/- 1000 %	
4/3/2024 12:42 PM	00:00	6.80 pH	24.90 °C	2,607.7 µS/cm	1.87 mg/L	0.21 NTU	67.9 mV	29.61 ft	1.36 PSU	140.00 ml/min
4/3/2024 12:47 PM	05:00	6.72 pH	19.25 °C	2,921.2 µS/cm	0.31 mg/L	0.07 NTU	75.1 mV	29.61 ft	1.54 PSU	140.00 ml/min
4/3/2024 12:52 PM	10:00	6.71 pH	18.54 °C	2,943.5 µS/cm	0.20 mg/L	0.05 NTU	79.5 mV	29.61 ft	1.55 PSU	140.00 ml/min
4/3/2024 12:57 PM	15:00	6.69 pH	18.93 °C	2,923.2 µS/cm	0.18 mg/L	0.16 NTU	79.1 mV	29.59 ft	1.54 PSU	140.00 ml/min
4/3/2024 1:02 PM	20:00	6.70 pH	18.90 °C	2,921.7 µS/cm	0.14 mg/L	0.13 NTU	81.6 mV	29.59 ft	1.54 PSU	140.00 ml/min
4/3/2024 1:07 PM	25:00	6.69 pH	19.06 °C	2,918.6 µS/cm	0.12 mg/L	0.20 NTU	83.9 mV	29.59 ft	1.53 PSU	140.00 ml/min

Samples

Sample ID:	Description:
PT-02	Boron, Cobalt

Low-Flow Test Report:

Test Date / Time: 4/3/2024 12:21:53 PM
Project: Plant Bowen AP April 2024 CA
Operator Name: Jay Siewert

Location Name: PT-03 **Well Diameter: 2 in** **Casing Type: PVC** **Screen Length: 10 ft** **Top of Screen: 33.14 ft** **Total Depth: 43.14 ft** **Initial Depth to Water: 29.46 ft**	**Pump Type: Solinst Model 408** **Tubing Type: LDPE** **Pump Intake From TOC: 38.14 ft** **Estimated Total Volume Pumped: 2400 ml** **Flow Cell Volume: 90 ml** **Final Flow Rate: 120 ml/min** **Final Draw Down: 0.76 ft**	**Instrument Used: Aqua TROLL 400** **Serial Number: 789310**

Test Notes:
Pre-purged 2 L

Low-Flow Readings:

Date Time	Elapsed Time	pH	Temperature	Specific Conductivity	RDO Concentration	Turbidity	ORP	Depth to Water	Salinity	Flow
		+/- 0.1	+/- 1000 %	+/- 5 %	+/- 10 %	+/- 5	+/- 1000 %	+/- 0.3	+/- 1000 %	
4/3/2024 12:21 PM	00:00	6.84 pH	18.22 °C	1,010.6 µS/cm	0.81 mg/L	0.84 NTU	44.6 mV	30.15 ft	0.50 PSU	120.00 ml/min
4/3/2024 12:26 PM	05:00	6.83 pH	18.33 °C	1,018.5 µS/cm	0.74 mg/L	0.76 NTU	62.1 mV	30.18 ft	0.51 PSU	120.00 ml/min
4/3/2024 12:31 PM	10:00	6.82 pH	18.24 °C	1,019.4 µS/cm	0.76 mg/L	0.71 NTU	61.1 mV	30.20 ft	0.51 PSU	120.00 ml/min
4/3/2024 12:36 PM	15:00	6.79 pH	18.32 °C	1,023.7 µS/cm	0.75 mg/L	0.70 NTU	55.0 mV	30.21 ft	0.51 PSU	120.00 ml/min
4/3/2024 12:41 PM	20:00	6.77 pH	18.33 °C	1,026.0 µS/cm	0.72 mg/L	0.66 NTU	55.8 mV	30.22 ft	0.51 PSU	120.00 ml/min

Samples

Sample ID:	Description:
PT-03	Boron, Cobalt

Created using VuSitu from In-Situ, Inc.

Low-Flow Test Report:

Test Date / Time: 5/22/2024 11:40:23 AM
Project: Plant Bowen AP May 2024 CA
Operator Name: Jay Siewert

Location Name: BGWC-22 **Well Diameter: 2 in** **Casing Type: PVC** **Screen Length: 10 ft** **Top of Screen: 33.05 ft** **Total Depth: 43.05 ft** **Initial Depth to Water: 30.45 ft**	**Pump Type: GeoTech Peristaltic** **Tubing Type: LDPE** **Pump Intake From TOC: 38.05 ft** **Estimated Total Volume Pumped: 2000 ml** **Flow Cell Volume: 90 ml** **Final Flow Rate: 100 ml/min** **Final Draw Down: 0.14 ft**	**Instrument Used: Aqua TROLL 400** **Serial Number: 789310**

Test Notes:
Pre-purged 1 L

Low-Flow Readings:

Date Time	Elapsed Time	pH	Temperature	Specific Conductivity	RDO Concentration	Turbidity	ORP	Depth to Water	Salinity	Flow
		+/- 0.1	+/- 1000 %	+/- 5 %	+/- 10 %	+/- 5	+/- 1000 %	+/- 0.3	+/- 1000 %	
5/22/2024 11:40 AM	00:00	6.52 pH	22.49 °C	3,368.9 µS/cm	0.41 mg/L	3.11 NTU	18.9 mV	30.59 ft	1.79 PSU	100.00 ml/min
5/22/2024 11:45 AM	05:00	6.48 pH	22.31 °C	3,361.8 µS/cm	0.33 mg/L	3.03 NTU	29.3 mV	30.59 ft	1.78 PSU	100.00 ml/min
5/22/2024 11:50 AM	10:00	6.47 pH	22.47 °C	3,358.3 µS/cm	0.31 mg/L	2.01 NTU	28.4 mV	30.59 ft	1.78 PSU	100.00 ml/min
5/22/2024 11:55 AM	15:00	6.46 pH	22.29 °C	3,364.6 µS/cm	0.28 mg/L	1.81 NTU	31.2 mV	30.59 ft	1.79 PSU	100.00 ml/min
5/22/2024 12:00 PM	20:00	6.46 pH	22.27 °C	3,352.2 µS/cm	0.25 mg/L	0.84 NTU	30.1 mV	30.59 ft	1.78 PSU	100.00 ml/min

Samples

Sample ID:	Description:
BGWC-22	Boron, Cobalt

Created using VuSitu from In-Situ, Inc.

Low-Flow Test Report:

Test Date / Time: 5/22/2024 10:23:15 AM
Project: Plant Bowen AP May 2024 CA
Operator Name: Natalie Piparo

Location Name: PT-02 **Well Diameter: 2 in** **Casing Type: PVC** **Screen Length: 10 ft** **Top of Screen: 33.65 ft** **Total Depth: 43.65 ft** **Initial Depth to Water: 29.93 ft**	**Pump Type: GeoTech Peristaltic** **Tubing Type: LDPE** **Pump Intake From TOC: 38.65 ft** **Estimated Total Volume Pumped: 2200 ml** **Flow Cell Volume: 90 ml** **Final Flow Rate: 110 ml/min** **Final Draw Down: 0.19 ft**	**Instrument Used: Aqua TROLL 400** **Serial Number: 789301**

Test Notes:
Prepurged 2L

Low-Flow Readings:

Date Time	Elapsed Time	pH	Temperature	Specific Conductivity	RDO Concentration	Turbidity	ORP	Depth To Water	Salinity	Flow
		+/- 0.1	+/- 1000 %	+/- 5 %	+/- 10 %	+/- 5	+/- 1000 %	+/- 0.3	+/- 1000 %	
5/22/2024 10:23 AM	00:00	6.60 pH	21.50 °C	4,133.0 µS/cm	0.28 mg/L	0.68 NTU	117.0 mV	30.11 ft	2.22 PSU	110.00 ml/min
5/22/2024 10:28 AM	05:00	6.58 pH	21.19 °C	4,138.5 µS/cm	0.22 mg/L	0.46 NTU	115.9 mV	30.12 ft	2.22 PSU	110.00 ml/min
5/22/2024 10:33 AM	10:00	6.56 pH	21.50 °C	4,135.6 µS/cm	0.18 mg/L	0.89 NTU	115.4 mV	30.12 ft	2.22 PSU	110.00 ml/min
5/22/2024 10:38 AM	15:00	6.55 pH	21.56 °C	4,138.4 µS/cm	0.16 mg/L	1.04 NTU	115.5 mV	30.12 ft	2.22 PSU	110.00 ml/min
5/22/2024 10:43 AM	20:00	6.54 pH	21.51 °C	4,137.5 µS/cm	0.15 mg/L	0.57 NTU	116.2 mV	30.12 ft	2.22 PSU	110.00 ml/min

Samples

Sample ID:	Description:
PT-02	Boron, Cobalt

Created using VuSitu from In-Situ, Inc.

Low-Flow Test Report:

Test Date / Time: 5/22/2024 10:19:23 AM
Project: Plant Bowen AP May 2024 CA
Operator Name: Jay Siewert

Location Name: PT-03 **Well Diameter: 2 in** **Casing Type: PVC** **Screen Length: 10 ft** **Top of Screen: 33.14 ft** **Total Depth: 43.14 ft** **Initial Depth to Water: 29.96 ft**	**Pump Type: GeoTech Peristaltic** **Tubing Type: LDPE** **Pump Intake From TOC: 38.14 ft** **Estimated Total Volume Pumped: 2000 ml** **Flow Cell Volume: 90 ml** **Final Flow Rate: 100 ml/min** **Final Draw Down: 0.63 ft**	**Instrument Used: Aqua TROLL 400** **Serial Number: 789310**

Test Notes:
Pre-purged 1 L

Low-Flow Readings:

Date Time	Elapsed Time	pH	Temperature	Specific Conductivity	RDO Concentration	Turbidity	ORP	Depth to Water	Salinity	Flow
		+/- 0.1	+/- 1000 %	+/- 5 %	+/- 10 %	+/- 5	+/- 1000 %	+/- 0.3	+/- 1000 %	
5/22/2024 10:19 AM	00:00	6.86 pH	20.82 °C	905.31 µS/cm	0.33 mg/L	1.86 NTU	81.3 mV	30.50 ft	0.45 PSU	100.00 ml/min
5/22/2024 10:24 AM	05:00	6.88 pH	20.67 °C	892.12 µS/cm	0.26 mg/L	2.10 NTU	56.4 mV	30.53 ft	0.44 PSU	100.00 ml/min
5/22/2024 10:29 AM	10:00	6.88 pH	20.95 °C	887.30 µS/cm	0.23 mg/L	0.91 NTU	40.3 mV	30.55 ft	0.44 PSU	100.00 ml/min
5/22/2024 10:34 AM	15:00	6.88 pH	21.04 °C	890.39 µS/cm	0.21 mg/L	0.58 NTU	31.8 mV	30.58 ft	0.44 PSU	100.00 ml/min
5/22/2024 10:39 AM	20:00	6.87 pH	20.91 °C	880.60 µS/cm	0.18 mg/L	0.47 NTU	29.6 mV	30.59 ft	0.44 PSU	100.00 ml/min

Samples

Sample ID:	Description:
PT-03	Boron, Cobalt
FD-01	Boron, Cobalt

Created using VuSitu from In-Situ, Inc.

Low-Flow Test Report:

Test Date / Time: 7/9/2024 12:56:01 PM
Project: Plant Bowen AP July 2024 CA
Operator Name: Jay Siewert

Location Name: BGWC-22 **Well Diameter: 2 in** **Casing Type: PVC** **Screen Length: 10 ft** **Top of Screen: 33.05 ft** **Total Depth: 43.05 ft** **Initial Depth to Water: 30.50 ft**	**Pump Type: GeoTech Peristaltic** **Tubing Type: LDPE** **Pump Intake From TOC: 38.05 ft** **Estimated Total Volume Pumped: 4500 ml** **Flow Cell Volume: 90 ml** **Final Flow Rate: 100 ml/min** **Final Draw Down: 0.13 ft**	**Instrument Used: Aqua TROLL 400** **Serial Number: 789310**

Test Notes:
Pre-purged 1 L

Low-Flow Readings:

Date Time	Elapsed Time	pH	Temperature	Specific Conductivity	RDO Concentration	Turbidity	ORP	Depth to Water	Salinity	Flow
		+/- 0.1	+/- 1000	+/- 5 %	+/- 10 %	+/- 5	+/- 1000 %	+/- 0.3	+/- 10	
7/9/2024 12:56 PM	00:00	6.47 pH	24.83 °C	3,201.2 µS/cm	0.51 mg/L	11.76 NTU	128.4 mV	30.65 ft	1.69 PSU	100.00 ml/min
7/9/2024 1:01 PM	05:00	6.47 pH	24.67 °C	3,176.8 µS/cm	0.42 mg/L	9.36 NTU	147.5 mV	30.65 ft	1.68 PSU	100.00 ml/min
7/9/2024 1:06 PM	10:00	6.45 pH	24.52 °C	3,163.9 µS/cm	0.35 mg/L	5.73 NTU	149.5 mV	30.65 ft	1.67 PSU	100.00 ml/min
7/9/2024 1:11 PM	15:00	6.47 pH	23.73 °C	3,178.7 µS/cm	0.30 mg/L	4.40 NTU	151.9 mV	30.65 ft	1.68 PSU	100.00 ml/min
7/9/2024 1:16 PM	20:00	6.47 pH	23.46 °C	3,200.2 µS/cm	0.27 mg/L	2.90 NTU	153.7 mV	30.65 ft	1.69 PSU	100.00 ml/min
7/9/2024 1:21 PM	25:00	6.46 pH	23.77 °C	3,208.2 µS/cm	0.25 mg/L	3.39 NTU	154.1 mV	30.65 ft	1.70 PSU	100.00 ml/min
7/9/2024 1:26 PM	30:00	6.46 pH	24.19 °C	3,199.1 µS/cm	0.23 mg/L	3.58 NTU	153.2 mV	30.65 ft	1.69 PSU	100.00 ml/min
7/9/2024 1:31 PM	35:00	6.43 pH	24.72 °C	3,231.3 µS/cm	0.24 mg/L	4.34 NTU	154.3 mV	30.63 ft	1.71 PSU	100.00 ml/min
7/9/2024 1:36 PM	40:00	6.42 pH	25.48 °C	3,200.1 µS/cm	0.23 mg/L	4.33 NTU	155.2 mV	30.63 ft	1.69 PSU	100.00 ml/min
7/9/2024 1:41 PM	45:00	6.43 pH	25.57 °C	3,201.4 µS/cm	0.22 mg/L	4.29 NTU	155.4 mV	30.63 ft	1.69 PSU	100.00 ml/min

Samples

Sample ID:	Description:
BGWC-22	Boron, Cobalt

Created using VuSitu from In-Situ, Inc.

Low-Flow Test Report:

Test Date / Time: 7/9/2024 11:15:36 AM
Project: Plant Bowen AP July 2024 CA
Operator Name: Natalie Piparo

Location Name: PT-02 **Well Diameter: 2 in** **Casing Type: PVC** **Screen Length: 10 ft** **Top of Screen: 33.65 ft** **Total Depth: 43.65 ft** **Initial Depth to Water: 30.01 ft**	**Pump Type: GeoTech Peristaltic** **Tubing Type: LDPE** **Pump Intake From TOC: 38.65 ft** **Estimated Total Volume Pumped: 2100 ml** **Flow Cell Volume: 90 ml** **Final Flow Rate: 105 ml/min** **Final Draw Down: 0.21 ft**	**Instrument Used: Aqua TROLL 400** **Serial Number: 789301**

Test Notes:
Prepurged 1.5L

Low-Flow Readings:

Date Time	Elapsed Time	pH	Temperature	Specific Conductivity	RDO Concentration	Turbidity	ORP	Depth To Water	Salinity	Flow
		+/- 0.1	+/- 1000 %	+/- 5 %	+/- 10 %	+/- 5	+/- 1000 %	+/- 0.3	+/- 1000 %	
7/9/2024 11:15 AM	00:00	6.62 pH	23.93 °C	4,333.4 µS/cm	0.27 mg/L	0.65 NTU	143.3 mV	30.21 ft	2.34 PSU	105.00 ml/min
7/9/2024 11:20 AM	05:00	6.59 pH	23.88 °C	4,340.9 µS/cm	0.19 mg/L	0.29 NTU	109.9 mV	30.22 ft	2.34 PSU	105.00 ml/min
7/9/2024 11:25 AM	10:00	6.58 pH	23.76 °C	4,318.9 µS/cm	0.17 mg/L	0.39 NTU	148.3 mV	30.22 ft	2.33 PSU	105.00 ml/min
7/9/2024 11:30 AM	15:00	6.58 pH	23.16 °C	4,301.5 µS/cm	0.15 mg/L	0.32 NTU	151.7 mV	30.22 ft	2.32 PSU	105.00 ml/min
7/9/2024 11:35 AM	20:00	6.57 pH	23.55 °C	4,314.8 µS/cm	0.14 mg/L	0.52 NTU	152.8 mV	30.22 ft	2.33 PSU	105.00 ml/min

Samples

Sample ID:	Description:
PT-02	Boron, cobalt
FD-01	Boron, cobalt

Created using VuSitu from In-Situ, Inc.

Low-Flow Test Report:

Test Date / Time: 7/9/2024 11:06:23 AM
Project: Plant Bowen AP July 2024 CA
Operator Name: Jay Siewert

Location Name: PT-03 **Well Diameter: 2 in** **Casing Type: PVC** **Screen Length: 10 ft** **Top of Screen: 33.14 ft** **Total Depth: 43.14 ft** **Initial Depth to Water: 30.09 ft**	**Pump Type: GeoTech Peristaltic** **Tubing Type: LDPE** **Pump Intake From TOC: 38.14 ft** **Estimated Total Volume Pumped: 3150 ml** **Flow Cell Volume: 90 ml** **Final Flow Rate: 100 ml/min** **Final Draw Down: 1.09 ft**	**Instrument Used: Aqua TROLL 400** **Serial Number: 789310**

Test Notes:
Pre-purged 1 L

Low-Flow Readings:

Date Time	Elapsed Time	pH	Temperature	Specific Conductivity	RDO Concentration	Turbidity	ORP	Depth to Water	Salinity	Flow
		+/- 0.1	+/- 1000	+/- 5 %	+/- 10 %	+/- 5	+/- 1000 %	+/- 0.3	+/- 10	
7/9/2024 11:06 AM	00:00	6.84 pH	24.24 °C	895.72 µS/cm	0.44 mg/L	3.75 NTU	160.2 mV	30.69 ft	0.45 PSU	105.00 ml/min
7/9/2024 11:11 AM	05:00	6.87 pH	24.17 °C	899.69 µS/cm	0.54 mg/L	3.29 NTU	85.0 mV	30.80 ft	0.45 PSU	105.00 ml/min
7/9/2024 11:16 AM	10:00	6.89 pH	24.13 °C	894.61 µS/cm	0.84 mg/L	1.72 NTU	116.9 mV	30.85 ft	0.44 PSU	100.00 ml/min
7/9/2024 11:21 AM	15:00	6.88 pH	23.53 °C	895.47 µS/cm	0.92 mg/L	1.46 NTU	99.5 mV	30.94 ft	0.45 PSU	100.00 ml/min
7/9/2024 11:26 AM	20:00	6.86 pH	24.36 °C	893.82 µS/cm	0.87 mg/L	1.01 NTU	84.9 mV	31.03 ft	0.44 PSU	100.00 ml/min
7/9/2024 11:31 AM	25:00	6.85 pH	24.47 °C	898.74 µS/cm	0.86 mg/L	1.92 NTU	75.1 mV	31.12 ft	0.45 PSU	100.00 ml/min
7/9/2024 11:36 AM	30:00	6.87 pH	23.95 °C	889.17 µS/cm	0.83 mg/L	0.47 NTU	78.7 mV	31.18 ft	0.44 PSU	100.00 ml/min

Samples

Sample ID:	Description:
PT-03	Boron, Cobalt

Created using VuSitu from In-Situ, Inc.

Low-Flow Test Report:

Test Date / Time: 8/21/2024 10:20:42 AM
Project: Plant Bowen AP August 2024 CA
Operator Name: William Laaker

Location Name: PT-02 **Well Diameter: 2 in** **Casing Type: PVC** **Screen Length: 10 ft** **Top of Screen: 33.65 ft** **Total Depth: 43.65 ft** **Initial Depth to Water: 29.37 ft**	**Pump Type: GeoTech Peristaltic** **Tubing Type: LDPE** **Pump Intake From TOC: 38.65 ft** **Estimated Total Volume Pumped: 2200 ml** **Flow Cell Volume: 90 ml** **Final Flow Rate: 110 ml/min** **Final Draw Down: 0.21 ft**	**Instrument Used: Aqua TROLL 400** **Serial Number: 789301**

Test Notes:
Prepurged 1 L

Low-Flow Readings:

Date Time	Elapsed Time	pH	Temperature	Specific Conductivity	RDO Concentration	Turbidity	ORP	Depth to Water	Salinity	Flow
		+/- 0.1	+/- 1000 %	+/- 5 %	+/- 10 %	+/- 5	+/- 1000 %	+/- 0.3	+/- 1000 %	
8/21/2024 10:20 AM	00:00	6.49 pH	20.90 °C	4,720.0 µS/cm	0.31 mg/L	0.48 NTU	134.3 mV	29.56 ft	2.56 PSU	110.00 ml/min
8/21/2024 10:25 AM	05:00	6.47 pH	20.88 °C	4,801.6 µS/cm	0.24 mg/L	0.28 NTU	118.6 mV	29.56 ft	2.60 PSU	110.00 ml/min
8/21/2024 10:30 AM	10:00	6.46 pH	20.91 °C	4,761.8 µS/cm	0.22 mg/L	0.20 NTU	147.4 mV	29.57 ft	2.58 PSU	110.00 ml/min
8/21/2024 10:35 AM	15:00	6.45 pH	20.88 °C	4,771.8 µS/cm	0.18 mg/L	0.18 NTU	148.6 mV	29.58 ft	2.59 PSU	110.00 ml/min
8/21/2024 10:40 AM	20:00	6.44 pH	21.19 °C	4,770.5 µS/cm	0.17 mg/L	0.08 NTU	149.3 mV	29.58 ft	2.58 PSU	110.00 ml/min

Samples

Sample ID:	Description:
PT-02	Boron, Cobalt
FD-01	Boron, Cobalt

Created using VuSitu from In-Situ, Inc.

Low-Flow Test Report:

Test Date / Time: 8/21/2024 11:32:47 AM
Project: Plant Bowen AP August 2024 CA
Operator Name: William Laaker

Location Name: PT-03 **Well Diameter: 2 in** **Casing Type: PVC** **Screen Length: 10 ft** **Top of Screen: 33.14 ft** **Total Depth: 43.14 ft** **Initial Depth to Water: 29.41 ft**	**Pump Type: GeoTech Peristaltic** **Tubing Type: LDPE** **Pump Intake From TOC: 38.14 ft** **Estimated Total Volume Pumped: 2000 ml** **Flow Cell Volume: 90 ml** **Final Flow Rate: 100 ml/min** **Final Draw Down: 0.69 ft**	**Instrument Used: Aqua TROLL 400** **Serial Number: 789301**

Test Notes:
Prepurged 1 L

Low-Flow Readings:

Date Time	Elapsed Time	pH	Temperature	Specific Conductivity	RDO Concentration	Turbidity	ORP	Depth to Water	Salinity	Flow
		+/- 0.1	+/- 1000 %	+/- 5 %	+/- 10 %	+/- 5	+/- 1000 %	+/- 0.3	+/- 1000 %	
8/21/2024 11:32 AM	00:00	7.00 pH	22.58 °C	940.16 µS/cm	0.33 mg/L	1.12 NTU	141.5 mV	30.03 ft	0.47 PSU	100.00 ml/min
8/21/2024 11:37 AM	05:00	6.97 pH	22.39 °C	944.17 µS/cm	0.26 mg/L	0.96 NTU	155.0 mV	30.05 ft	0.47 PSU	100.00 ml/min
8/21/2024 11:42 AM	10:00	6.94 pH	22.54 °C	940.38 µS/cm	0.21 mg/L	0.70 NTU	158.6 mV	30.07 ft	0.47 PSU	100.00 ml/min
8/21/2024 11:47 AM	15:00	6.93 pH	22.18 °C	940.27 µS/cm	0.18 mg/L	0.35 NTU	160.4 mV	30.09 ft	0.47 PSU	100.00 ml/min
8/21/2024 11:52 AM	20:00	6.90 pH	22.17 °C	943.33 µS/cm	0.17 mg/L	0.31 NTU	160.5 mV	30.10 ft	0.47 PSU	100.00 ml/min

Samples

Sample ID:	Description:
PT-03	Boron, Cobalt

Created using VuSitu from In-Situ, Inc.

Low-Flow Test Report:

Test Date / Time: 8/22/2024 2:32:30 PM
Project: Plant Bowen AP August 2024
Operator Name: Jay Siewert

Location Name: PZ-8 **Well Diameter: 2 in** **Casing Type: PVC** **Screen Length: 10 ft** **Top of Screen: 39.31 ft** **Total Depth: 49.31 ft** **Initial Depth to Water: 26.81 ft**	**Pump Type: GeoTech Peristaltic** **Tubing Type: LDPE** **Pump Intake From TOC: 44.31 ft** **Estimated Total Volume Pumped: 2600 ml** **Flow Cell Volume: 90 ml** **Final Flow Rate: 130 ml/min** **Final Draw Down: 0.05 ft**	**Instrument Used: Aqua TROLL 400** **Serial Number: 850762**

Test Notes:
Pre-purged 2 L

Low-Flow Readings:

Date Time	Elapsed Time	pH	Temperature	Specific Conductivity	RDO Concentration	Turbidity	ORP	Depth to Water	Salinity	Flow
		+/- 0.1	+/- 1000	+/- 5 %	+/- 10 %	+/- 5	+/- 1000 %	+/- 0.3	+/- 10	
8/22/2024 2:32 PM	00:00	6.97 pH	22.45 °C	1,457.0 µS/cm	0.51 mg/L	0.23 NTU	97.5 mV	26.85 ft	0.74 PSU	130.00 ml/min
8/22/2024 2:37 PM	05:00	6.96 pH	22.42 °C	1,462.0 µS/cm	0.46 mg/L	0.17 NTU	78.0 mV	26.85 ft	0.74 PSU	130.00 ml/min
8/22/2024 2:42 PM	10:00	6.96 pH	22.38 °C	1,460.7 µS/cm	0.42 mg/L	0.69 NTU	86.7 mV	26.86 ft	0.74 PSU	130.00 ml/min
8/22/2024 2:47 PM	15:00	6.95 pH	22.60 °C	1,461.1 µS/cm	0.40 mg/L	0.56 NTU	82.7 mV	26.86 ft	0.74 PSU	130.00 ml/min
8/22/2024 2:52 PM	20:00	6.95 pH	22.33 °C	1,465.1 µS/cm	0.40 mg/L	0.26 NTU	79.4 mV	26.86 ft	0.74 PSU	130.00 ml/min

Samples

Sample ID:	Description:
PZ-8	Boron, Cobalt
FD-01	Boron, Cobalt

Created using VuSitu from In-Situ, Inc.

Low-Flow Test Report:

Test Date / Time: 12/4/2024 10:58:00 AM
Project: Plant Bowen AP Baseline Sampling December 2024
Operator Name: Natalie Piparo

Location Name: BGWC-22 **Well Diameter: 2 in** **Casing Type: PVC** **Screen Length: 10 ft** **Top of Screen: 33.05 ft** **Total Depth: 43.05 ft** **Initial Depth to Water: 32.03 ft**	**Pump Type: QED Bladder** **Tubing Type: LDPE** **Pump Intake From TOC: 38.05 ft** **Estimated Total Volume Pumped: 2400 ml** **Flow Cell Volume: 90 ml** **Final Flow Rate: 120 ml/min** **Final Draw Down: 0.6 ft**	**Instrument Used: Aqua TROLL 400** **Serial Number: 1080297**

Test Notes:
Prepurged 2L

Low-Flow Readings:

Date Time	Elapsed Time	pH	Temperature	Specific Conductivity	RDO Concentration	Turbidity	ORP	Depth to Water	Salinity	Flow
		+/- 0.1	+/- 1000 %	+/- 5 %	+/- 10 %	+/- 5	+/- 1000 %	+/- 0.3	+/- 1000	
12/4/2024 10:58 AM	00:00	6.72 pH	15.29 °C	3,691.6 µS/cm	0.42 mg/L	5.19 NTU	127.1 mV	32.62 ft	1.96 PSU	120.00 ml/min
12/4/2024 11:03 AM	05:00	6.72 pH	15.50 °C	3,687.4 µS/cm	0.47 mg/L	3.73 NTU	90.1 mV	32.63 ft	1.96 PSU	120.00 ml/min
12/4/2024 11:08 AM	10:00	6.73 pH	15.24 °C	3,689.3 µS/cm	0.44 mg/L	2.54 NTU	100.6 mV	32.63 ft	1.96 PSU	120.00 ml/min
12/4/2024 11:13 AM	15:00	6.73 pH	15.48 °C	3,700.8 µS/cm	0.43 mg/L	2.68 NTU	91.5 mV	32.63 ft	1.96 PSU	120.00 ml/min
12/4/2024 11:18 AM	20:00	6.73 pH	15.38 °C	3,678.0 µS/cm	0.40 mg/L	2.31 NTU	78.8 mV	32.63 ft	1.95 PSU	120.00 ml/min

Samples

Sample ID:	Description:
BGWC-22	Metals, Inorganics, Alkalinity, TDS, Sulfide

Created using VuSitu from In-Situ, Inc.

Low-Flow Test Report:

Test Date / Time: 12/3/2024 10:38:45 AM
Project: Plant Bowen AP Baseline Sampling December 2024
Operator Name: Natalie Piparo

Location Name: INW-01 **Well Diameter: 2 in** **Casing Type: PVC** **Screen Length: 15 ft** **Top of Screen: 29.92 ft** **Total Depth: 44.92 ft** **Initial Depth to Water: 28.3 ft**	**Pump Type: GeoTech Peristaltic** **Tubing Type: LDPE** **Pump Intake From TOC: 37.42 ft** **Estimated Total Volume Pumped: 3750 ml** **Flow Cell Volume: 90 ml** **Final Flow Rate: 125 ml/min** **Final Draw Down: 0.02 ft**	**Instrument Used: Aqua TROLL 400** **Serial Number: 1080297**

Test Notes:
Prepurged 2L

Low-Flow Readings:

Date Time	Elapsed Time	pH	Temperature	Specific Conductivity	RDO Concentration	Turbidity	ORP	Depth to Water	Salinity	Flow
		+/- 0.1	+/- 1000 %	+/- 5 %	+/- 10 %	+/- 5	+/- 1000 %	+/- 0.3	+/- 1000	
12/3/2024 10:38 AM	00:00	6.79 pH	10.54 °C	4,117.4 µS/cm	1.07 mg/L	1.51 NTU	-10.1 mV	28.31 ft	2.18 PSU	125.00 ml/min
12/3/2024 10:43 AM	05:00	6.68 pH	12.28 °C	3,930.9 µS/cm	0.32 mg/L	1.48 NTU	-22.0 mV	28.31 ft	2.08 PSU	125.00 ml/min
12/3/2024 10:48 AM	10:00	6.72 pH	12.84 °C	3,967.3 µS/cm	0.26 mg/L	1.05 NTU	-45.1 mV	28.31 ft	2.11 PSU	125.00 ml/min
12/3/2024 10:53 AM	15:00	6.75 pH	13.60 °C	3,950.4 µS/cm	0.24 mg/L	0.93 NTU	-50.7 mV	28.32 ft	2.10 PSU	125.00 ml/min
12/3/2024 10:58 AM	20:00	6.79 pH	13.96 °C	3,860.2 µS/cm	0.19 mg/L	1.34 NTU	-52.5 mV	28.32 ft	2.05 PSU	125.00 ml/min
12/3/2024 11:03 AM	25:00	6.81 pH	14.51 °C	3,894.8 µS/cm	0.18 mg/L	0.87 NTU	-56.5 mV	28.32 ft	2.07 PSU	125.00 ml/min
12/3/2024 11:08 AM	30:00	6.82 pH	14.95 °C	3,886.1 µS/cm	0.16 mg/L	0.84 NTU	-35.7 mV	28.32 ft	2.07 PSU	125.00 ml/min

Samples

Sample ID:	Description:
INW-01	Metals, Inorganics, Alkalinity, TDS, Sulfide
FD-01	Metals, Inorganics, Alkalinity, TDS, Sulfide

Created using VuSitu from In-Situ, Inc.

Low-Flow Test Report:

Test Date / Time: 12/3/2024 10:51:10 AM
Project: Bowen AP Baseline Sampling December 2024
Operator Name: Sawyer Kovacs

Location Name: PT-02 **Well Diameter: 2 in** **Casing Type: PVC** **Screen Length: 10 ft** **Top of Screen: 33.67 ft** **Total Depth: 43.67 ft** **Initial Depth to Water: 31.39 ft**	**Pump Type: GeoTech Peristaltic** **Tubing Type: LDPE** **Pump Intake From TOC: 38.67 ft** **Estimated Total Volume Pumped: 3677.667 ml** **Flow Cell Volume: 90 ml** **Final Flow Rate: 110 ml/min** **Final Draw Down: 0.07 ft**	**Instrument Used: Aqua TROLL 400** **Serial Number: 850762**

Test Notes:
Pre-purged: 2 L

Low-Flow Readings:

Date Time	Elapsed Time	pH	Temperature	Specific Conductivity	RDO Concentration	Turbidity	ORP	Depth to Water	Salinity	Flow
		+/- 0.1	+/- 1000 %	+/- 5 %	+/- 10 %	+/- 5	+/- 1000 %	+/- 0.3	+/- 1000 %	
12/3/2024 10:51 AM	00:00	6.30 pH	12.09 °C	4,219.5 µS/cm	2.31 mg/L	8.86 NTU	193.5 mV	31.45 ft	2.25 PSU	110.00 ml/min
12/3/2024 10:56 AM	05:00	6.69 pH	13.42 °C	3,939.8 µS/cm	0.26 mg/L	6.79 NTU	173.6 mV	31.45 ft	2.09 PSU	110.00 ml/min
12/3/2024 11:01 AM	10:00	6.77 pH	12.94 °C	3,960.1 µS/cm	0.13 mg/L	5.36 NTU	167.1 mV	31.45 ft	2.10 PSU	110.00 ml/min
12/3/2024 11:06 AM	15:00	6.82 pH	12.93 °C	3,948.1 µS/cm	0.09 mg/L	4.09 NTU	160.4 mV	31.45 ft	2.10 PSU	110.00 ml/min
12/3/2024 11:11 AM	20:00	6.83 pH	12.99 °C	3,928.4 µS/cm	0.08 mg/L	3.44 NTU	154.7 mV	31.45 ft	2.09 PSU	110.00 ml/min
12/3/2024 11:16 AM	25:00	6.84 pH	13.11 °C	3,906.2 µS/cm	0.07 mg/L	3.04 NTU	149.7 mV	31.45 ft	2.07 PSU	110.00 ml/min
12/3/2024 11:21 AM	30:00	6.85 pH	13.74 °C	3,871.7 µS/cm	0.07 mg/L	2.77 NTU	144.9 mV	31.46 ft	2.06 PSU	110.00 ml/min
12/3/2024 11:24 AM	33:26	6.85 pH	13.47 °C	3,864.5 µS/cm	0.06 mg/L	2.77 NTU	135.6 mV	31.46 ft	2.05 PSU	110.00 ml/min

Samples

Sample ID:	Description:
PT-02	Metals, Inorganics, Alkalinity, TDS, Sulfide

Low-Flow Test Report:

Test Date / Time: 12/3/2024 1:00:25 PM
Project: Bowen AP Baseline Sampling December 2024
Operator Name: Sawyer Kovacs

Location Name: PT-04 **Well Diameter: 2 in** **Casing Type: PVC** **Screen Length: 10 ft** **Top of Screen: 34.88 ft** **Total Depth: 44.88 in** **Initial Depth to Water: 23.15 ft**	**Pump Type: GeoTech Peristaltic** **Tubing Type: LDPE** **Pump Intake From TOC: 39.88 ft** **Estimated Total Volume Pumped: 3900 ml** **Flow Cell Volume: 90 ml** **Final Flow Rate: 130 ml/min** **Final Draw Down: 5.41 ft**	**Instrument Used: Aqua TROLL 400** **Serial Number: 850762**

Test Notes:
Pre-purged: 2 L

Low-Flow Readings:

Date Time	Elapsed Time	pH	Temperature	Specific Conductivity	RDO Concentration	Turbidity	ORP	Depth to Water	Salinity	Flow
		+/- 0.1	+/- 1000 %	+/- 5 %	+/- 10 %	+/- 5	+/- 1000 %	+/- 0.3	+/- 1000 %	
12/3/2024 1:00 PM	00:00	7.10 pH	16.63 °C	3,190.8 µS/cm	0.24 mg/L	1.51 NTU	92.4 mV	28.50 ft	1.68 PSU	130.00 ml/min
12/3/2024 1:05 PM	05:00	7.09 pH	16.93 °C	3,184.3 µS/cm	0.17 mg/L	1.79 NTU	79.0 mV	28.50 ft	1.68 PSU	130.00 ml/min
12/3/2024 1:10 PM	10:00	7.06 pH	16.99 °C	3,316.9 µS/cm	0.14 mg/L	0.51 NTU	58.2 mV	28.50 ft	1.75 PSU	130.00 ml/min
12/3/2024 1:15 PM	15:00	7.05 pH	17.12 °C	3,421.9 µS/cm	0.13 mg/L	0.32 NTU	45.3 mV	28.51 ft	1.81 PSU	130.00 ml/min
12/3/2024 1:20 PM	20:00	7.04 pH	16.99 °C	3,478.7 µS/cm	0.12 mg/L	0.32 NTU	44.2 mV	28.53 ft	1.84 PSU	130.00 ml/min
12/3/2024 1:25 PM	25:00	7.04 pH	16.72 °C	3,515.9 µS/cm	0.11 mg/L	0.24 NTU	42.5 mV	28.55 ft	1.86 PSU	130.00 ml/min
12/3/2024 1:30 PM	30:00	7.02 pH	16.81 °C	3,590.0 µS/cm	0.11 mg/L	0.24 NTU	38.5 mV	28.56 ft	1.91 PSU	130.00 ml/min

Samples

Sample ID:	Description:
PT-04	Metals, Inorganics, Alkalinity, TDS, Sulfide

Low-Flow Test Report:

Test Date / Time: 12/4/2024 12:46:08 PM
Project: Plant Bowen AP Baseline Sampling December 2024
Operator Name: Natalie Piparo

Location Name: PT-05 **Well Diameter: 2 in** **Casing Type: PVC** **Screen Length: 10 ft** **Top of Screen: 35.19 ft** **Total Depth: 45.19 ft** **Initial Depth to Water: 27.92 ft**	**Pump Type: GeoTech Peristaltic** **Tubing Type: LDPE** **Pump Intake From TOC: 40.19 ft** **Estimated Total Volume Pumped: 2500 ml** **Flow Cell Volume: 90 ml** **Final Flow Rate: 100 ml/min** **Final Draw Down: 0.84 ft**	**Instrument Used: Aqua TROLL 400** **Serial Number: 1080297**

Test Notes:
Prepurged 2L

Low-Flow Readings:

Date Time	Elapsed Time	pH	Temperature	Specific Conductivity	RDO Concentration	Turbidity	ORP	Depth to Water	Salinity	Flow
		+/- 0.1	+/- 1000 %	+/- 5 %	+/- 10 %	+/- 5	+/- 1000 %	+/- 0.3	+/- 1000	
12/4/2024 12:46 PM	00:00	7.03 pH	16.67 °C	3,550.0 µS/cm	1.36 mg/L	1.60 NTU	6.0 mV	28.69 ft	1.88 PSU	100.00 ml/min
12/4/2024 12:51 PM	05:00	7.03 pH	16.53 °C	3,583.2 µS/cm	1.66 mg/L	1.36 NTU	15.6 mV	28.69 ft	1.90 PSU	100.00 ml/min
12/4/2024 12:56 PM	10:00	7.02 pH	16.54 °C	3,565.1 µS/cm	1.69 mg/L	1.73 NTU	17.4 mV	28.69 ft	1.89 PSU	100.00 ml/min
12/4/2024 1:01 PM	15:00	7.02 pH	16.42 °C	3,557.7 µS/cm	1.72 mg/L	1.47 NTU	17.9 mV	28.70 ft	1.89 PSU	100.00 ml/min
12/4/2024 1:06 PM	20:00	7.01 pH	16.54 °C	3,565.0 µS/cm	1.76 mg/L	1.82 NTU	16.3 mV	28.74 ft	1.89 PSU	100.00 ml/min
12/4/2024 1:11 PM	25:00	7.01 pH	16.40 °C	3,568.5 µS/cm	1.67 mg/L	1.65 NTU	11.8 mV	28.76 ft	1.89 PSU	100.00 ml/min

Samples

Sample ID:	Description:
PT-05	Metals, Inorganics, Alkalinity, TDS, Sulfide

Low-Flow Test Report:

Test Date / Time: 12/4/2024 1:22:19 PM
Project: Bowen AP Baseline Sampling December 2024
Operator Name: Sawyer Kovacs

Location Name: PT-06 **Well Diameter: 2 in** **Casing Type: PVC** **Screen Length: 10 ft** **Top of Screen: 33.86 ft** **Total Depth: 43.86 ft** **Initial Depth to Water: 27.9 ft**	**Pump Type: QED Bladder** **Tubing Type: LDPE** **Pump Intake From TOC: 38.86 ft** **Estimated Total Volume Pumped: 8000 ml** **Flow Cell Volume: 90 ml** **Final Flow Rate: 100 ml/min** **Final Draw Down: 4.36 ft**	**Instrument Used: Aqua TROLL 400** **Serial Number: 850762**

Test Notes:
Pre-purged: 6 L

Low-Flow Readings:

Date Time	Elapsed Time	pH	Temperature	Specific Conductivity	RDO Concentration	Turbidity	ORP	Depth to Water	Salinity	Flow
		+/- 0.1	+/- 1000 %	+/- 5 %	+/- 10 %	+/- 5	+/- 1000 %	+/- 0.3	+/- 1000 %	
12/4/2024 1:22 PM	00:00	7.08 pH	16.99 °C	4,028.5 µS/cm	3.22 mg/L	0.75 NTU	130.9 mV	29.05 ft	2.15 PSU	100.00 ml/min
12/4/2024 1:27 PM	05:00	7.06 pH	17.63 °C	4,003.5 µS/cm	3.13 mg/L	0.55 NTU	142.6 mV	29.46 ft	2.14 PSU	100.00 ml/min
12/4/2024 1:32 PM	10:00	7.05 pH	17.93 °C	3,988.0 µS/cm	3.11 mg/L	0.46 NTU	150.2 mV	29.77 ft	2.13 PSU	100.00 ml/min
12/4/2024 1:37 PM	15:00	7.05 pH	17.90 °C	3,978.2 µS/cm	3.10 mg/L	0.30 NTU	162.5 mV	30.10 ft	2.13 PSU	100.00 ml/min
12/4/2024 1:42 PM	20:00	7.05 pH	17.88 °C	3,973.7 µS/cm	3.09 mg/L	0.35 NTU	177.5 mV	30.39 ft	2.12 PSU	100.00 ml/min
12/4/2024 1:47 PM	25:00	7.04 pH	17.93 °C	3,988.2 µS/cm	3.10 mg/L	0.36 NTU	194.8 mV	30.65 ft	2.13 PSU	100.00 ml/min
12/4/2024 1:52 PM	30:00	7.04 pH	18.01 °C	3,959.9 µS/cm	3.05 mg/L	0.36 NTU	214.5 mV	30.86 ft	2.12 PSU	100.00 ml/min
12/4/2024 1:57 PM	35:00	7.04 pH	18.01 °C	3,977.5 µS/cm	3.04 mg/L	0.25 NTU	240.7 mV	31.08 ft	2.13 PSU	100.00 ml/min
12/4/2024 2:02 PM	40:00	7.04 pH	17.83 °C	3,969.7 µS/cm	3.01 mg/L	0.30 NTU	275.9 mV	31.22 ft	2.12 PSU	100.00 ml/min
12/4/2024 2:07 PM	45:00	7.04 pH	17.87 °C	3,972.4 µS/cm	2.86 mg/L	0.24 NTU	310.5 mV	31.41 ft	2.12 PSU	100.00 ml/min
12/4/2024 2:12 PM	50:00	7.04 pH	17.79 °C	3,991.1 µS/cm	2.81 mg/L	0.26 NTU	332.6 mV	31.58 ft	2.13 PSU	100.00 ml/min
12/4/2024 2:17 PM	55:00	7.04 pH	17.92 °C	3,985.8 µS/cm	2.69 mg/L	0.06 NTU	342.8 mV	31.72 ft	2.13 PSU	100.00 ml/min
12/4/2024 2:22 PM	01:00:00	7.04 pH	17.84 °C	3,971.5 µS/cm	2.57 mg/L	0.23 NTU	345.1 mV	31.84 ft	2.12 PSU	100.00 ml/min
12/4/2024 2:27 PM	01:05:00	7.04 pH	17.83 °C	3,982.7 µS/cm	2.44 mg/L	0.12 NTU	346.9 mV	31.94 ft	2.13 PSU	100.00 ml/min
12/4/2024 2:32 PM	01:10:00	7.04 pH	17.65 °C	4,010.0 µS/cm	2.46 mg/L	0.29 NTU	347.1 mV	32.06 ft	2.14 PSU	100.00 ml/min

12/4/2024 2:37 PM	01:15:00	7.04 pH	17.66 °C	3,996.5 µS/cm	2.44 mg/L	0.19 NTU	343.2 mV	32.15 ft	2.14 PSU	100.00 ml/min
12/4/2024 2:42 PM	01:20:00	7.04 pH	17.60 °C	4,003.4 µS/cm	2.39 mg/L	0.17 NTU	337.1 mV	32.26 ft	2.14 PSU	100.00 ml/min

Samples

Sample ID:	Description:
PT-06	Metals, Inorganics, Alkalinity, TDS, Sulfide

Created using VuSitu from In-Situ, Inc.

Calibration Forms

January 2024

Site Name: Plant Bowen AP

Field Instrumentation Calibration Form

Date: 1/30/24

Calibrated By: Jay Sweet / Will Looker

Field Conditions: 58/28° Clear

Instrument	Manufactuer/ Model	Serial Number
Water Quality Meter	AquaTroll 400	789301
Turbidity Meter	LaMotte 2020	7042-3818

Calibration Standard Information				
Parameter	Standard	Lot #	Date of Expiration	Brand
Specific Conductance (µS/cm)	4,490	24000044	05/2024	Atlanta Instrument Rental, Inc.
pH (SU)	4.00	24000044	05/2024	Atlanta Instrument Rental, Inc.
pH (SU)	7.00	22290139	04/2024	Atlanta Instrument Rental, Inc.
pH (SU)	10.00	22110130	04/2024	Atlanta Instrument Rental, Inc.
D.O. (%)	N/A	24000044	05/2024	Atlanta Instrument Rental, Inc.
ORP (mV)	228.0	24002258	06/2024	Atlanta Instrument Rental, Inc.

Calibration					
Time Start	9:51	Time Finish	9:26		
Parameter	Standard	Calibration Value	Calibration Solution Temperature (°C)	Acceptance Criteria	Reference
D.O. (%)	N/A	92.33	-0.40	± 10%	NA
Specific Conductance (µS/cm)	4,490	4378.2	-0.11	± 10% of standard	EPA 2023
pH (SU)	4.00	~~4.00~~	~~0.0~~ 0.53	± 0.1	GWMP
pH (SU)	7.00	~~7.16~~	~~0.0~~ 0.28	± 0.1	GWMP
pH (SU)	10.00	10.28	0.33	± 0.1	GWMP
ORP (mV)	228.0	258.8	0.21	± 10	EPA 2023

	Standard	Calibration Value	Acceptance Criteria	Reference
Turbidity (NTU)	0.00	0.00	± 10% of standard	EPA 2023
	1.00	0.92		
	10.00	9.23		

Calibration Check					
Time Start	1614	Time Finish	1632		
Parameter	Standard	Calibration Value	Calibration Solution Temperature (°C)	Acceptance Criteria	Reference
Specific Conductance (µS/cm)	4,490	3460.4	13.00	± 10% of standard	EPA 2023
pH (SU)	4.00	4.18	12.72	± 0.1	GWMP
pH (SU)	7.00	7.23	10.13	± 0.1	GWMP
pH (SU)	10.00	10.08	10.72	± 0.1	GWMP

	Standard	Calibration Value	Acceptance Criteria	Reference
Turbidity (NTU)	0.00	0.05	± 10% of standard	EPA 2023
	1.00	0.90		
	10.00	8.68		

Notes:

Site Name: Bowen AP

Calibrated By: KMS

Field Instrumentation Calibration Form

Date: 1/30/24

Field Conditions: 57/36°

Instrument	Manufactuer/ Model	Serial Number
Water Quality Meter	AquaTroll 400	78931.7
Turbidity Meter	LaMotte 2020	2068-0320

Calibration Standard Information				
Parameter	Standard	Lot #	Date of Expiration	Brand
Specific Conductance (µS/cm)	4,490	24000044	05/2024	Atlanta Instrument Rental, Inc.
pH (SU)	4.00	24000044	05/2024	Atlanta Instrument Rental, Inc.
pH (SU)	7.00	22290139	04/2024	Atlanta Instrument Rental, Inc.
pH (SU)	10.00	22110130	04/2024	Atlanta Instrument Rental, Inc.
D.O. (%)	N/A	24000044	05/2024	Atlanta Instrument Rental, Inc.
ORP (mV)	228.0	24002258	06/2024	Atlanta Instrument Rental, Inc.

Calibration					
Time Start	0910	Time Finish		0930	
Parameter	Standard	Calibration Value	Calibration Solution Temperature (°C)	Acceptance Criteria	Reference
D.O. (%)	N/A	97.03	4.10	± 10%	NA
Specific Conductance (µS/cm)	4,490	4344.4	4.71	± 10% of standard	EPA 2023
pH (SU)	4.00	4.08	5.01	± 0.1	GWMP
pH (SU)	7.00	7.14	5.25	± 0.1	GWMP
pH (SU)	10.00	10.29	5.40	± 0.1	GWMP
ORP (mV)	228.0	261.5	5.42	± 10	EPA 2023

	Standard	Calibration Value	Acceptance Criteria	Reference
Turbidity (NTU)	0.00	.11	± 10% of standard	EPA 2023
	1.00	1.09		
	10.00	9.11		

Calibration Check					
Time Start	1635	Time Finish	1647		
Parameter	Standard	Calibration Value	Calibration Solution Temperature (°C)	Acceptance Criteria	Reference
Specific Conductance (µS/cm)	4,490	3,900.4	14.54	± 10% of standard	EPA 2023
pH (SU)	4.00	4.16	14.95	± 0.1	GWMP
pH (SU)	7.00	7.24	14.95	± 0.1	GWMP
pH (SU)	10.00	10.14	17.88	± 0.1	GWMP

	Standard	Calibration Value	Acceptance Criteria	Reference
Turbidity (NTU)	0.00	0.08	± 10% of standard	EPA 2023
	1.00	0.94		
	10.00	9.64		

Notes:

Site Name: Plant Bowen AP

Field Instrumentation Calibration Form

Date: 1/31/24

Calibrated By: Jay Sievert

Field Conditions: 52°/30 Mostly Sunny

Instrument	Manufactuer/ Model	Serial Number
Water Quality Meter	AquaTroll 400	789301
Turbidity Meter	LaMotte 2020	7042-3818

Calibration Standard Information				
Parameter	**Standard**	**Lot #**	**Date of Expiration**	**Brand**
Specific Conductance (µS/cm)	4,490	24000044	05/2024	Atlanta Instrument Rental, Inc.
pH (SU)	4.00	24000044	05/2024	Atlanta Instrument Rental, Inc.
pH (SU)	7.00	22290139	04/2024	Atlanta Instrument Rental, Inc.
pH (SU)	10.00	22110130	04/2024	Atlanta Instrument Rental, Inc.
D.O. (%)	N/A	24000044	05/2024	Atlanta Instrument Rental, Inc.
ORP (mV)	228.0	24002258	06/2024	Atlanta Instrument Rental, Inc.

Calibration					
Time Start	8:45	**Time Finish**	9:15		
Parameter	**Standard**	**Calibration Value**	**Calibration Solution Temperature (°C)**	**Acceptance Criteria**	**Reference**
D.O. (%)	N/A	100.30	5.41	± 10%	NA
Specific Conductance (µS/cm)	4,490	4318.7	5.41	± 10% of standard	EPA 2023
pH (SU)	4.00	4.07	5.51	± 0.1	GWMP
pH (SU)	7.00	7.04	5.76	± 0.1	GWMP
pH (SU)	10.00	9.98	5.85	± 0.1	GWMP
ORP (mV)	228.0	249.0	5.76	± 10	EPA 2023

	Standard	**Calibration Value**	**Acceptance Criteria**	**Reference**
Turbidity (NTU)	0.00	0.03	± 10% of standard	EPA 2023
	1.00	0.91		
	10.00	9.00		

Calibration Check					
Time Start	~~9~~ 15:56	**Time Finish**	16:05		
Parameter	**Standard**	**Calibration Value**	**Calibration Solution Temperature (°C)**	**Acceptance Criteria**	**Reference**
Specific Conductance (µS/cm)	4,490	4641.6	9.98	± 10% of standard	EPA 2023
pH (SU)	4.00	4.14	10.03	± 0.1	GWMP
pH (SU)	7.00	7.25	10.68	± 0.1	GWMP
pH (SU)	10.00	10.27	12.51	± 0.1	GWMP

	Standard	**Calibration Value**	**Acceptance Criteria**	**Reference**
Turbidity (NTU)	0.00	0.01	± 10% of standard	EPA 2023
	1.00	0.91		
	10.00	9.44		

Notes:

Site Name: Brown AP

Field Instrumentation Calibration Form

Date: 1/31/24

Calibrated By: KHS

Field Conditions: 50°/28%

Instrument	Manufactuer/ Model	Serial Number
Water Quality Meter	AquaTroll 400	787317
Turbidity Meter	LaMotte 2020	2068-0320

Calibration Standard Information				
Parameter	Standard	Lot #	Date of Expiration	Brand
Specific Conductance (µS/cm)	4,490	24000044	05/2024	Atlanta Instrument Rental, Inc.
pH (SU)	4.00	24000044	05/2024	Atlanta Instrument Rental, Inc.
pH (SU)	7.00	22290139	04/2024	Atlanta Instrument Rental, Inc.
pH (SU)	10.00	22110130	04/2024	Atlanta Instrument Rental, Inc.
D.O. (%)	N/A	24000044	05/2024	Atlanta Instrument Rental, Inc.
ORP (mV)	228.0	24002258	06/2024	Atlanta Instrument Rental, Inc.

Calibration					
Time Start	0906	Time Finish	0938		
Parameter	Standard	Calibration Value	Calibration Solution Temperature (°C)	Acceptance Criteria	Reference
D.O. (%)	N/A	104.16	8.60	± 10%	NA
Specific Conductance (µS/cm)	4,490	3617.3	8.64	± 10% of standard	EPA 2023
pH (SU)	4.00	3.99	8.86	± 0.1	GWMP
pH (SU)	7.00	7.13	8.35	± 0.1	GWMP
pH (SU)	10.00	10.10	8.28	± 0.1	GWMP
ORP (mV)	228.0	222.0	8.40	± 10	EPA 2023

	Standard	Calibration Value	Acceptance Criteria	Reference
Turbidity (NTU)	0.00	0.23	± 10% of standard	EPA 2023
	1.00	1.13		
	10.00	9.55		

Calibration Check					
Time Start	1612	Time Finish	1624		
Parameter	Standard	Calibration Value	Calibration Solution Temperature (°C)	Acceptance Criteria	Reference
Specific Conductance (µS/cm)	4,490	4,167.3	14.96	± 10% of standard	EPA 2023
pH (SU)	4.00	4.02	14.95	± 0.1	GWMP
pH (SU)	7.00	6.73	15.38	± 0.1	GWMP
pH (SU)	10.00	9.15	15.45	± 0.1	GWMP

	Standard	Calibration Value	Acceptance Criteria	Reference
Turbidity (NTU)	0.00	0.08	± 10% of standard	EPA 2023
	1.00	0.91		
	10.00	9.17		

Notes:

Site Name: Plant Bowen AP

Field Instrumentation Calibration Form

Date: 2/1/24

Calibrated By: William Lasher

Field Conditions: 57°/28° sunny

Instrument	Manufactuer/ Model	Serial Number
Water Quality Meter	AquaTroll 400	789301
Turbidity Meter	LaMotte 2020	7042-3818

Calibration Standard Information				
Parameter	Standard	Lot #	Date of Expiration	Brand
Specific Conductance (µS/cm)	4,490	24000044	05/2024	Atlanta Instrument Rental, Inc.
pH (SU)	4.00	24000044	05/2024	Atlanta Instrument Rental, Inc.
pH (SU)	7.00	22290139	04/2024	Atlanta Instrument Rental, Inc.
pH (SU)	10.00	22110130	04/2024	Atlanta Instrument Rental, Inc.
D.O. (%)	N/A	24000044	05/2024	Atlanta Instrument Rental, Inc.
ORP (mV)	228.0	24002258	06/2024	Atlanta Instrument Rental, Inc.

Calibration					
Time Start	8:40	Time Finish	8:57		
Parameter	Standard	Calibration Value	Calibration Solution Temperature (°C)	Acceptance Criteria	Reference
D.O. (%)	N/A	99.29	0.49	± 10%	NA
Specific Conductance (µS/cm)	4,490	47139	1.10	± 10% of standard	EPA 2023
pH (SU)	4.00	3.81	1.22	± 0.1	GWMP
pH (SU)	7.00	6.87	1.75	± 0.1	GWMP
pH (SU)	10.00	10.16	1.29	± 0.1	GWMP
ORP (mV)	228.0	260.3	1.32	± 10	EPA 2023

	Standard	Calibration Value	Acceptance Criteria	Reference
Turbidity (NTU)	0.00	0.00	± 10% of standard	EPA 2023
	1.00	1.10		
	10.00	9.60		

Calibration Check					
Time Start	16:00	Time Finish	16:12		
Parameter	Standard	Calibration Value	Calibration Solution Temperature (°C)	Acceptance Criteria	Reference
Specific Conductance (µS/cm)	4,490	42611	10.17	± 10% of standard	EPA 2023
pH (SU)	4.00	4.10	10.14	± 0.1	GWMP
pH (SU)	7.00	7.18	10.04	± 0.1	GWMP
pH (SU)	10.00	10.17	11.38	± 0.1	GWMP

	Standard	Calibration Value	Acceptance Criteria	Reference
Turbidity (NTU)	0.00	0.01	± 10% of standard	EPA 2023
	1.00	0.94		
	10.00	9.95		

Notes:

Site Name: Plant Bowen AP

Field Instrumentation Calibration Form

Date: 2/1/24

Calibrated By: Jay Siewert

Field Conditions: 52°/28°

Instrument	Manufactuer/ Model	Serial Number
Water Quality Meter	AquaTroll 400	784310
Turbidity Meter	LaMotte 2020	9429-4417

Calibration Standard Information				
Parameter	Standard	Lot #	Date of Expiration	Brand
Specific Conductance (µS/cm)	4,490	24000044	05/2024	Atlanta Instrument Rental, Inc.
pH (SU)	4.00	24000044	05/2024	Atlanta Instrument Rental, Inc.
pH (SU)	7.00	22290139	04/2024	Atlanta Instrument Rental, Inc.
pH (SU)	10.00	22110130	04/2024	Atlanta Instrument Rental, Inc.
D.O. (%)	N/A	24000044	05/2024	Atlanta Instrument Rental, Inc.
ORP (mV)	228.0	24002258	06/2024	Atlanta Instrument Rental, Inc.

Calibration					
Time Start	9:57	Time Finish	10:24		
Parameter	Standard	Calibration Value	Calibration Solution Temperature (°C)	Acceptance Criteria	Reference
D.O. (%)	N/A	93.20	12.20	± 10%	NA
Specific Conductance (µS/cm)	4,490	4075.1	12.21	± 10% of standard	EPA 2023
pH (SU)	4.00	4.25	12.13	± 0.1	GWMP
pH (SU)	7.00	7.32	9.07	± 0.1	GWMP
pH (SU)	10.00	10.47	7.89	± 0.1	GWMP
ORP (mV)	228.0	241.9	7.68	± 10	EPA 2023

	Standard	Calibration Value	Acceptance Criteria	Reference
Turbidity (NTU)	0.00	~~0.03~~	± 10% of standard	EPA 2023
	1.00	1.10		
	10.00	10.78		

Calibration Check					
Time Start	16:52	Time Finish	17:15		
Parameter	Standard	Calibration Value	Calibration Solution Temperature (°C)	Acceptance Criteria	Reference
Specific Conductance (µS/cm)	4,490	4864.0	15.51	± 10% of standard	EPA 2023
pH (SU)	4.00	4.15	15.42	± 0.1	GWMP
pH (SU)	7.00	7.17	15.54	± 0.1	GWMP
pH (SU)	10.00	10.11	16.76	± 0.1	GWMP

	Standard	Calibration Value	Acceptance Criteria	Reference
Turbidity (NTU)	0.00	0.00	± 10% of standard	EPA 2023
	1.00	1.09		
	10.00	10.78		

Notes:

Site Name: Blood AP

Field Instrumentation Calibration Form

Date: 2/1/24

Calibrated By: KMS

Field Conditions: 57°/34°

Instrument	Manufactuer/ Model	Serial Number
Water Quality Meter	AquaTroll 400	503479
Turbidity Meter	LaMotte 2020	2068-0320

Calibration Standard Information				
Parameter	Standard	Lot #	Date of Expiration	Brand
Specific Conductance (µS/cm)	4,490	24000044	05/2024	Atlanta Instrument Rental, Inc.
pH (SU)	4.00	24000044	05/2024	Atlanta Instrument Rental, Inc.
pH (SU)	7.00	22290139	04/2024	Atlanta Instrument Rental, Inc.
pH (SU)	10.00	22110130	04/2024	Atlanta Instrument Rental, Inc.
D.O. (%)	N/A	24000044	05/2024	Atlanta Instrument Rental, Inc.
ORP (mV)	228.0	24002258	06/2024	Atlanta Instrument Rental, Inc.

Calibration					
Time Start	0242	Time Finish	0310		
Parameter	Standard	Calibration Value	Calibration Solution Temperature (°C)	Acceptance Criteria	Reference
D.O. (%)	N/A	10.00	1.87	± 10%	NA
Specific Conductance (µS/cm)	4,490	4,429.1	1.72	± 10% of standard	EPA 2023
pH (SU)	4.00	4.18	1.75	± 0.1	GWMP
pH (SU)	7.00	7.31	2.07	± 0.1	GWMP
pH (SU)	10.00	10.42	2.46	± 0.1	GWMP
ORP (mV)	228.0	247.0	2.48	± 10	EPA 2023

	Standard	Calibration Value	Acceptance Criteria	Reference
Turbidity (NTU)	0.00	0.00	± 10% of standard	EPA 2023
	1.00	1.09		
	10.00	9.58		

Calibration Check					
Time Start	1538	Time Finish	1554		
Parameter	Standard	Calibration Value	Calibration Solution Temperature (°C)	Acceptance Criteria	Reference
Specific Conductance (µS/cm)	4,490	4961.2	13.64	± 10% of standard	EPA 2023
pH (SU)	4.00	4.22	13.59	± 0.1	GWMP
pH (SU)	7.00	7.24	12.91	± 0.1	GWMP
pH (SU)	10.00	10.18	14.80	± 0.1	GWMP

	Standard	Calibration Value	Acceptance Criteria	Reference
Turbidity (NTU)	0.00	0.02	± 10% of standard	EPA 2023
	1.00	0.99		
	10.00	9.37		

Notes:

Site Name: Plant Bowen AP

Field Instrumentation Calibration Form

Date: 2/2/24

Calibrated By: William Laaker

Field Conditions: 64°/34° sunny

Instrument	Manufactuer/ Model	Serial Number
Water Quality Meter	AquaTroll 400	789301
Turbidity Meter	LaMotte 2020	7042-3818

Calibration Standard Information				
Parameter	Standard	Lot #	Date of Expiration	Brand
Specific Conductance (µS/cm)	4,490	24000044	05/2024	Atlanta Instrument Rental, Inc.
pH (SU)	4.00	24000044	05/2024	Atlanta Instrument Rental, Inc.
pH (SU)	7.00	22290139	04/2024	Atlanta Instrument Rental, Inc.
pH (SU)	10.00	22110130	04/2024	Atlanta Instrument Rental, Inc.
D.O. (%)	N/A	24000044	05/2024	Atlanta Instrument Rental, Inc.
ORP (mV)	228.0	24002258	06/2024	Atlanta Instrument Rental, Inc.

Calibration					
Time Start	8:51	Time Finish	9:59		
Parameter	Standard	Calibration Value	Calibration Solution Temperature (°C)	Acceptance Criteria	Reference
D.O. (%)	N/A	100.51	2.34	± 10%	NA
Specific Conductance (µS/cm)	4,490	4543.9	3.40	± 10% of standard	EPA 2023
pH (SU)	4.00	3.99	3.70	± 0.1	GWMP
pH (SU)	7.00	7.05	3.40	± 0.1	GWMP
pH (SU)	10.00	10.12	3.36	± 0.1	GWMP
ORP (mV)	228.0	257.9	3.41	± 10	EPA 2023

	Standard	Calibration Value	Acceptance Criteria	Reference
Turbidity (NTU)	0.00	0.00	± 10% of standard	EPA 2023
	1.00	0.92		
	10.00	9.81		

Calibration Check					
Time Start	14:06	Time Finish	14:20		
Parameter	Standard	Calibration Value	Calibration Solution Temperature (°C)	Acceptance Criteria	Reference
Specific Conductance (µS/cm)	4,490	4235.7	10.59	± 10% of standard	EPA 2023
pH (SU)	4.00	4.12	10.66	± 0.1	GWMP
pH (SU)	7.00	7.17	11.24	± 0.1	GWMP
pH (SU)	10.00	10.16	13.42	± 0.1	GWMP

	Standard	Calibration Value	Acceptance Criteria	Reference
Turbidity (NTU)	0.00	0.01	± 10% of standard	EPA 2023
	1.00	0.92		
	10.00	9.87		

Notes:

Site Name: Plant Bowen AP

Field Instrumentation Calibration Form

Date: 2/2/24

Calibrated By: Jay Siewert

Field Conditions: 64°/340 Sunny

Instrument	Manufactuer/ Model	Serial Number
Water Quality Meter	AquaTroll 400	789310
Turbidity Meter	LaMotte 2020	9429 -4417

Calibration Standard Information				
Parameter	**Standard**	**Lot #**	**Date of Expiration**	**Brand**
Specific Conductance (µS/cm)	4,490	24000044	05/2024	Atlanta Instrument Rental, Inc.
pH (SU)	4.00	24000044	05/2024	Atlanta Instrument Rental, Inc.
pH (SU)	7.00	22290139	04/2024	Atlanta Instrument Rental, Inc.
pH (SU)	10.00	22110130	04/2024	Atlanta Instrument Rental, Inc.
D.O. (%)	N/A	24000044	05/2024	Atlanta Instrument Rental, Inc.
ORP (mV)	228.0	24002258	06/2024	Atlanta Instrument Rental, Inc.

Calibration					
Time Start	9:07	**Time Finish**	9:20		
Parameter	**Standard**	**Calibration Value**	**Calibration Solution Temperature (°C)**	**Acceptance Criteria**	**Reference**
D.O. (%)	N/A	98.55	3.17	± 10%	NA
Specific Conductance (µS/cm)	4,490	4582.1	3.32	± 10% of standard	EPA 2023
pH (SU)	4.00	4.10	3.48	± 0.1	GWMP
pH (SU)	7.00	7.12	4.04	± 0.1	GWMP
pH (SU)	10.00	10.37	4.50	± 0.1	GWMP
ORP (mV)	228.0	248.1	4.64	± 10	EPA 2023

	Standard	**Calibration Value**	**Acceptance Criteria**	**Reference**
Turbidity (NTU)	0.00	-0.10	± 10% of standard	EPA 2023
	1.00	0.90		
	10.00	10.94		

Calibration Check					
Time Start	14:58	**Time Finish**	15:13		
Parameter	**Standard**	**Calibration Value**	**Calibration Solution Temperature (°C)**	**Acceptance Criteria**	**Reference**
Specific Conductance (µS/cm)	4,490	4291.1	16.00	± 10% of standard	EPA 2023
pH (SU)	4.00	4.06	15.73	± 0.1	GWMP
pH (SU)	7.00	7.07	16.73	± 0.1	GWMP
pH (SU)	10.00	9.82	21.11	± 0.1	GWMP

	Standard	**Calibration Value**	**Acceptance Criteria**	**Reference**
Turbidity (NTU)	0.00	-0.00	± 10% of standard	EPA 2023
	1.00	0.92		
	10.00	10.69		

Notes:

Site Name: Plant Bowen AP

Field Instrumentation Calibration Form

Date: 2/5/24

Calibrated By: William Laaker

Field Conditions: 60°/36° cloudy

Instrument	Manufactuer/ Model	Serial Number
Water Quality Meter	AquaTroll 400	789301
Turbidity Meter	LaMotte 2020	7042-3818

Calibration Standard Information				
Parameter	Standard	Lot #	Date of Expiration	Brand
Specific Conductance (µS/cm)	4,490	24000044	05/2024	Atlanta Instrument Rental, Inc.
pH (SU)	4.00	24000044	05/2024	Atlanta Instrument Rental, Inc.
pH (SU)	7.00	22290139	04/2024	Atlanta Instrument Rental, Inc.
pH (SU)	10.00	22110130	04/2024	Atlanta Instrument Rental, Inc.
D.O. (%)	N/A	24000044	05/2024	Atlanta Instrument Rental, Inc.
ORP (mV)	228.0	24002258	06/2024	Atlanta Instrument Rental, Inc.

Calibration					
Time Start	8:45	Time Finish	9:02		
Parameter	Standard	Calibration Value	Calibration Solution Temperature (°C)	Acceptance Criteria	Reference
D.O. (%)	N/A	99.82	12.14	± 10%	NA
Specific Conductance (µS/cm)	4,490	4541.4	12.23	± 10% of standard	EPA 2023
pH (SU)	4.00	4.03	12.24	± 0.1	GWMP
pH (SU)	7.00	7.06	12.12	± 0.1	GWMP
pH (SU)	10.00	10.04	12.08	± 0.1	GWMP
ORP (mV)	228.0	214.9	12.06	± 10	EPA 2023

	Standard	Calibration Value	Acceptance Criteria	Reference
Turbidity (NTU)	0.00	0.00	± 10% of standard	EPA 2023
	1.00	0.90		
	10.00	9.17		

Calibration Check					
Time Start	15:45	Time Finish	15:56		
Parameter	Standard	Calibration Value	Calibration Solution Temperature (°C)	Acceptance Criteria	Reference
Specific Conductance (µS/cm)	4,490	4412.6	15.44	± 10% of standard	EPA 2023
pH (SU)	4.00	4.13	15.08	± 0.1	GWMP
pH (SU)	7.00	7.22	15.34	± 0.1	GWMP
pH (SU)	10.00	10.22	16.56	± 0.1	GWMP

	Standard	Calibration Value	Acceptance Criteria	Reference
Turbidity (NTU)	0.00	0.00	± 10% of standard	EPA 2023
	1.00	0.93		
	10.00	9.64		

Notes:

Site Name: Plant Bowen AP

Field Instrumentation Calibration Form

Date: 2/5/24

Calibrated By: Jay Sieve A

Field Conditions: 60°/36°

Instrument	Manufactuer/ Model	Serial Number
Water Quality Meter	AquaTroll 400	789310
Turbidity Meter	LaMotte 2020	9429-4417

Calibration Standard Information				
Parameter	**Standard**	**Lot #**	**Date of Expiration**	**Brand**
Specific Conductance (µS/cm)	4,490	24000044	05/2024	Atlanta Instrument Rental, Inc.
pH (SU)	4.00	24000044	05/2024	Atlanta Instrument Rental, Inc.
pH (SU)	7.00	22290139	04/2024	Atlanta Instrument Rental, Inc.
pH (SU)	10.00	22110130	04/2024	Atlanta Instrument Rental, Inc.
D.O. (%)	N/A	24000044	05/2024	Atlanta Instrument Rental, Inc.
ORP (mV)	228.0	24002258	06/2024	Atlanta Instrument Rental, Inc.

Calibration					
Time Start	8:35	**Time Finish**	8:49		
Parameter	**Standard**	**Calibration Value**	**Calibration Solution Temperature (°C)**	**Acceptance Criteria**	**Reference**
D.O. (%)	N/A	100.11	16.85	± 10%	NA
Specific Conductance (µS/cm)	4,490	4794.0	16.81	± 10% of standard	EPA 2023
pH (SU)	4.00	3.75	16.68	± 0.1	GWMP
pH (SU)	7.00	6.87	16.41	± 0.1	GWMP
pH (SU)	10.00	10.17	16.36	± 0.1	GWMP
ORP (mV)	228.0	210.8	16.12	± 10	EPA 2023

	Standard	**Calibration Value**	**Acceptance Criteria**	**Reference**
Turbidity (NTU)	0.00	-0.03	± 10% of standard	EPA 2023
	1.00	0.90		
	10.00	10.71		

Calibration Check					
Time Start	16:27	**Time Finish**	16:35		
Parameter	**Standard**	**Calibration Value**	**Calibration Solution Temperature (°C)**	**Acceptance Criteria**	**Reference**
Specific Conductance (µS/cm)	4,490	4415.3	16.09	± 10% of standard	EPA 2023
pH (SU)	4.00	4.14	15.87	± 0.1	GWMP
pH (SU)	7.00	7.18	15.82	± 0.1	GWMP
pH (SU)	10.00	10.10	17.41	± 0.1	GWMP

	Standard	**Calibration Value**	**Acceptance Criteria**	**Reference**
Turbidity (NTU)	0.00	0.00	± 10% of standard	EPA 2023
	1.00	0.95		
	10.00	10.69		

Notes:

Site Name: Kevin Stephens

Field Instrumentation Calibration Form

Date: 2/6/24

Calibrated By: [redacted]

Field Conditions: 59°/34°, 20%

Instrument	Manufactuer/ Model	Serial Number
Water Quality Meter	AquaTroll 400	593479
Turbidity Meter	LaMotte 2020	2068-0325

Calibration Standard Information				
Parameter	Standard	Lot #	Date of Expiration	Brand
Specific Conductance (µS/cm)	4,490	24000044	05/2024	Atlanta Instrument Rental, Inc.
pH (SU)	4.00	24000044	05/2024	Atlanta Instrument Rental, Inc.
pH (SU)	7.00	22290139	04/2024	Atlanta Instrument Rental, Inc.
pH (SU)	10.00	22110130	04/2024	Atlanta Instrument Rental, Inc.
D.O. (%)	N/A	24000044	05/2024	Atlanta Instrument Rental, Inc.
ORP (mV)	228.0	24002258	06/2024	Atlanta Instrument Rental, Inc.

Calibration					
Time Start	0838	Time Finish	0911		
Parameter	Standard	Calibration Value	Calibration Solution Temperature (°C)	Acceptance Criteria	Reference
D.O. (%)	N/A	101.45	9.71	± 10%	NA
Specific Conductance (µS/cm)	4,490	5047.2	9.71	± 10% of standard	EPA 2023
pH (SU)	4.00	4.00	9.90	± 0.1	GWMP
pH (SU)	7.00	7.01	9.75	± 0.1	GWMP
pH (SU)	10.00	9.99	9.62	± 0.1	GWMP
ORP (mV)	228.0	248.9	9.57	± 10	EPA 2023

	Standard	Calibration Value	Acceptance Criteria	Reference
Turbidity (NTU)	0.00	-0.03	± 10% of standard	EPA 2023
	1.00	1.08		
	10.00	9.37		

Calibration Check					
Time Start	1553	Time Finish	1601		
Parameter	Standard	Calibration Value	Calibration Solution Temperature (°C)	Acceptance Criteria	Reference
Specific Conductance (µS/cm)	4,490	4,342.8	18.87	± 10% of standard	EPA 2023
pH (SU)	4.00	4.20	18.85	± 0.1	GWMP
pH (SU)	7.00	7.09	18.28	± 0.1	GWMP
pH (SU)	10.00	9.96	21.26	± 0.1	GWMP

	Standard	Calibration Value	Acceptance Criteria	Reference
Turbidity (NTU)	0.00	-0.02	± 10% of standard	EPA 2023
	1.00	1.04		
	10.00	9.13		

Notes:

Site Name: Plant Bowen AP

Field Instrumentation Calibration Form

Date: 2/6/24

Calibrated By: William Lacker

Field Conditions: 60°/32° sunny

Instrument	Manufactuer/ Model	Serial Number
Water Quality Meter	AquaTroll 400	789301
Turbidity Meter	LaMotte 2020	7042-3318

Calibration Standard Information				
Parameter	Standard	Lot #	Date of Expiration	Brand
Specific Conductance (µS/cm)	4,490	24000044	05/2024	Atlanta Instrument Rental, Inc.
pH (SU)	4.00	24000044	05/2024	Atlanta Instrument Rental, Inc.
pH (SU)	7.00	22290139	04/2024	Atlanta Instrument Rental, Inc.
pH (SU)	10.00	22110130	04/2024	Atlanta Instrument Rental, Inc.
D.O. (%)	N/A	24000044	05/2024	Atlanta Instrument Rental, Inc.
ORP (mV)	228.0	24002258	06/2024	Atlanta Instrument Rental, Inc.

Calibration					
Time Start	9:08	Time Finish	9:21		
Parameter	Standard	Calibration Value	Calibration Solution Temperature (°C)	Acceptance Criteria	Reference
D.O. (%)	N/A	99.89	2.10	± 10%	NA
Specific Conductance (µS/cm)	4,490	45160	1.89	± 10% of standard	EPA 2023
pH (SU)	4.00	4.00	1.82	± 0.1	GWMP
pH (SU)	7.00	7.10	1.80	± 0.1	GWMP
pH (SU)	10.00	10.27	2.16	± 0.1	GWMP
ORP (mV)	228.0	246.2	2.36	± 10	EPA 2023

	Standard	Calibration Value	Acceptance Criteria	Reference
Turbidity (NTU)	0.00	0.00	± 10% of standard	EPA 2023
	1.00	1.02		
	10.00	9.93		

Calibration Check					
Time Start	17:05	Time Finish	17:22		
Parameter	Standard	Calibration Value	Calibration Solution Temperature (°C)	Acceptance Criteria	Reference
Specific Conductance (µS/cm)	4,490	43110	11.66	± 10% of standard	EPA 2023
pH (SU)	4.00	4.15	11.74	± 0.1	GWMP
pH (SU)	7.00	7.17	12.03	± 0.1	GWMP
pH (SU)	10.00	10.20	14.26	± 0.1	GWMP

	Standard	Calibration Value	Acceptance Criteria	Reference
Turbidity (NTU)	0.00	0.00	± 10% of standard	EPA 2023
	1.00	0.91		
	10.00	9.83		

Notes:

Site Name: Plant Bowen AP

Field Instrumentation Calibration Form

Date: 2/6/24

Calibrated By: Jay Siewert

Field Conditions: 60°/32°

Instrument	Manufactuer/ Model	Serial Number
Water Quality Meter	AquaTroll 400	789310
Turbidity Meter	LaMotte 2020	4424~4417

Calibration Standard Information				
Parameter	**Standard**	**Lot #**	**Date of Expiration**	**Brand**
Specific Conductance (µS/cm)	4,490	24000044	05/2024	Atlanta Instrument Rental, Inc.
pH (SU)	4.00	24000044	05/2024	Atlanta Instrument Rental, Inc.
pH (SU)	7.00	22290139	04/2024	Atlanta Instrument Rental, Inc.
pH (SU)	10.00	22110130	04/2024	Atlanta Instrument Rental, Inc.
D.O. (%)	N/A	24000044	05/2024	Atlanta Instrument Rental, Inc.
ORP (mV)	228.0	24002258	06/2024	Atlanta Instrument Rental, Inc.

Calibration					
Time Start	8:50	**Time Finish**	9:06		
Parameter	**Standard**	**Calibration Value**	**Calibration Solution Temperature (°C)**	**Acceptance Criteria**	**Reference**
D.O. (%)	N/A	96.8	3.07	± 10%	NA
Specific Conductance (µS/cm)	4,490	4618.4	3.12	± 10% of standard	EPA 2023
pH (SU)	4.00	4.09	3.17	± 0.1	GWMP
pH (SU)	7.00	7.14	3.88	± 0.1	GWMP
pH (SU)	10.00	10.41	4.04	± 0.1	GWMP
ORP (mV)	228.0	261.2	3.43	± 10	EPA 2023

	Standard	**Calibration Value**	**Acceptance Criteria**	**Reference**
Turbidity (NTU)	0.00	-0.04	± 10% of standard	EPA 2023
	1.00	1.09		
	10.00	10.93		

Calibration Check					
Time Start	17:06	**Time Finish**	17:20		
Parameter	**Standard**	**Calibration Value**	**Calibration Solution Temperature (°C)**	**Acceptance Criteria**	**Reference**
Specific Conductance (µS/cm)	4,490	4301.0	12.84	± 10% of standard	EPA 2023
pH (SU)	4.00	3.98	12.43	± 0.1	GWMP
pH (SU)	7.00	7.07	12.04	± 0.1	GWMP
pH (SU)	10.00	4.98	13.74	± 0.1	GWMP

	Standard	**Calibration Value**	**Acceptance Criteria**	**Reference**
Turbidity (NTU)	0.00	-0.06	± 10% of standard	EPA 2023
	1.00	1.07		
	10.00	10.98		

Notes:

Site Name: Plant Bowen AP

Field Instrumentation Calibration Form

Date: 2/7/24

Calibrated By: William Lackey

Field Conditions: 59°/30° sunny

Instrument	Manufactuer/ Model	Serial Number
Water Quality Meter	AquaTroll 400	789301
Turbidity Meter	LaMotte 2020	7042-3818

Calibration Standard Information				
Parameter	Standard	Lot #	Date of Expiration	Brand
Specific Conductance (µS/cm)	4,490	24000044	05/2024	Atlanta Instrument Rental, Inc.
pH (SU)	4.00	24000044	05/2024	Atlanta Instrument Rental, Inc.
pH (SU)	7.00	22290139	04/2024	Atlanta Instrument Rental, Inc.
pH (SU)	10.00	22110130	04/2024	Atlanta Instrument Rental, Inc.
D.O. (%)	N/A	24000044	05/2024	Atlanta Instrument Rental, Inc.
ORP (mV)	228.0	24002258	06/2024	Atlanta Instrument Rental, Inc.

Calibration					
Time Start	8:30	Time Finish	8:44		
Parameter	Standard	Calibration Value	Calibration Solution Temperature (°C)	Acceptance Criteria	Reference
D.O. (%)	N/A	99.94	14.12	± 10%	NA
Specific Conductance (µS/cm)	4,490	4486.3	13.79	± 10% of standard	EPA 2023
pH (SU)	4.00	4.03	13.66	± 0.1	GWMP
pH (SU)	7.00	7.05	13.09	± 0.1	GWMP
pH (SU)	10.00	10.06	12.45	± 0.1	GWMP
ORP (mV)	228.0	207.07	12.12	± 10	EPA 2023

	Standard	Calibration Value	Acceptance Criteria	Reference
Turbidity (NTU)	0.00	0.02	± 10% of standard	EPA 2023
	1.00	0.99		
	10.00	9.87		

Calibration Check					
Time Start	16:30	Time Finish	16:42		
Parameter	Standard	Calibration Value	Calibration Solution Temperature (°C)	Acceptance Criteria	Reference
Specific Conductance (µS/cm)	4,490	4396.1	12.84	± 10% of standard	EPA 2023
pH (SU)	4.00	4.10	12.76	± 0.1	GWMP
pH (SU)	7.00	7.20	12.84	± 0.1	GWMP
pH (SU)	10.00	10.24	13.58	± 0.1	GWMP

	Standard	Calibration Value	Acceptance Criteria	Reference
Turbidity (NTU)	0.00	0.00	± 10% of standard	EPA 2023
	1.00	1.04		
	10.00	10.12		

Notes:

Site Name: Plant Bowen AP

Field Instrumentation Calibration Form

Date: 2/7/24

Calibrated By: Jay Siemert

Field Conditions: 51°/30°

Instrument	Manufactuer/ Model	Serial Number
Water Quality Meter	AquaTroll 400	789310
Turbidity Meter	LaMotte 2020	9429-4417

Calibration Standard Information				
Parameter	**Standard**	**Lot #**	**Date of Expiration**	**Brand**
Specific Conductance (µS/cm)	4,490	24000044	05/2024	Atlanta Instrument Rental, Inc.
pH (SU)	4.00	24000044	05/2024	Atlanta Instrument Rental, Inc.
pH (SU)	7.00	22290139	04/2024	Atlanta Instrument Rental, Inc.
pH (SU)	10.00	22110130	04/2024	Atlanta Instrument Rental, Inc.
D.O. (%)	N/A	24000044	05/2024	Atlanta Instrument Rental, Inc.
ORP (mV)	228.0	24002258	06/2024	Atlanta Instrument Rental, Inc.

Calibration					
Time Start	8:30	**Time Finish**	8:48		
Parameter	**Standard**	**Calibration Value**	**Calibration Solution Temperature (°C)**	**Acceptance Criteria**	**Reference**
D.O. (%)	N/A	103.44	5.74	± 10%	NA
Specific Conductance (µS/cm)	4,490	4625.0	5.73	± 10% of standard	EPA 2023
pH (SU)	4.00	4.00	4.54	± 0.1	GWMP
pH (SU)	7.00	7.05	3.48	± 0.1	GWMP
pH (SU)	10.00	10.29	3.17	± 0.1	GWMP
ORP (mV)	228.0	224.4	4.74	± 10	EPA 2023

	Standard	Calibration Value	Acceptance Criteria	Reference
Turbidity (NTU)	0.00	0.00	± 10% of standard	EPA 2023
	1.00	1.05		
	10.00	10.81		

Calibration Check					
Time Start	16:52	**Time Finish**	17:08		
Parameter	**Standard**	**Calibration Value**	**Calibration Solution Temperature (°C)**	**Acceptance Criteria**	**Reference**
Specific Conductance (µS/cm)	4,490	4354.9	12.44	± 10% of standard	EPA 2023
pH (SU)	4.00	3.98	12.36	± 0.1	GWMP
pH (SU)	7.00	7.21	12.42	± 0.1	GWMP
pH (SU)	10.00	~~10.08~~ 10.10	~~14.88 15.70~~	± 0.1	GWMP

	Standard	Calibration Value	Acceptance Criteria	Reference
Turbidity (NTU)	0.00	-0.03	± 10% of standard	EPA 2023
	1.00	0.91		
	10.00	10.95		

Notes:

Site Name: [illegible]

Field Instrumentation Calibration Form

Date: 2/7/24

Calibrated By: KMS

Field Conditions: 53°/34°, 0%

Instrument	Manufactuer/ Model	Serial Number
Water Quality Meter	AquaTroll 400	633479
Turbidity Meter	LaMotte 2020	2068-0230

Calibration Standard Information				
Parameter	Standard	Lot #	Date of Expiration	Brand
Specific Conductance (µS/cm)	4,490	24000044	05/2024	Atlanta Instrument Rental, Inc.
pH (SU)	4.00	24000044	05/2024	Atlanta Instrument Rental, Inc.
pH (SU)	7.00	22290139	04/2024	Atlanta Instrument Rental, Inc.
pH (SU)	10.00	22110130	04/2024	Atlanta Instrument Rental, Inc.
D.O. (%)	N/A	24000044	05/2024	Atlanta Instrument Rental, Inc.
ORP (mV)	228.0	24002258	06/2024	Atlanta Instrument Rental, Inc.

Calibration					
Time Start	0851	Time Finish	0906		
Parameter	Standard	Calibration Value	Calibration Solution Temperature (°C)	Acceptance Criteria	Reference
D.O. (%)	N/A	98.27	11.89	± 10%	NA
Specific Conductance (µS/cm)	4,490	3,787.8	2.06	± 10% of standard	EPA 2023
pH (SU)	4.00	4.00	2.26	± 0.1	GWMP
pH (SU)	7.00	7.10	2.02	± 0.1	GWMP
pH (SU)	10.00	10.27	2.07	± 0.1	GWMP
ORP (mV)	228.0	240.2	2.04	± 10	EPA 2023

	Standard	Calibration Value	Acceptance Criteria	Reference
Turbidity (NTU)	0.00	0.00	± 10% of standard	EPA 2023
	1.00	1.09		
	10.00	9.25		

Calibration Check					
Time Start	1352	Time Finish	1408		
Parameter	Standard	Calibration Value	Calibration Solution Temperature (°C)	Acceptance Criteria	Reference
Specific Conductance (µS/cm)	4,490	4,569.2	11.64	± 10% of standard	EPA 2023
pH (SU)	4.00	4.11	11.57	± 0.1	GWMP
pH (SU)	7.00	7.20	11.47	± 0.1	GWMP
pH (SU)	10.00	10.20	13.85	± 0.1	GWMP

	Standard	Calibration Value	Acceptance Criteria	Reference
Turbidity (NTU)	0.00	0.01	± 10% of standard	EPA 2023
	1.00	1.06		
	10.00	9.26		

Notes:

Site Name: Plant Bowen AP

Field Instrumentation Calibration Form

Date: 2/8/24

Calibrated By: William Lasker

Field Conditions: 66°/34° partly cloudy

Instrument	Manufactuer/ Model	Serial Number
Water Quality Meter	AquaTroll 400	789301
Turbidity Meter	LaMotte 2020	7042-3818

Calibration Standard Information				
Parameter	Standard	Lot #	Date of Expiration	Brand
Specific Conductance (µS/cm)	4,490	24000044	05/2024	Atlanta Instrument Rental, Inc.
pH (SU)	4.00	24000044	05/2024	Atlanta Instrument Rental, Inc.
pH (SU)	7.00	22290139	04/2024	Atlanta Instrument Rental, Inc.
pH (SU)	10.00	22110130	04/2024	Atlanta Instrument Rental, Inc.
D.O. (%)	N/A	24000044	05/2024	Atlanta Instrument Rental, Inc.
ORP (mV)	228.0	24002258	06/2024	Atlanta Instrument Rental, Inc.

Calibration					
Time Start	8:30	Time Finish	8:44		
Parameter	Standard	Calibration Value	Calibration Solution Temperature (°C)	Acceptance Criteria	Reference
D.O. (%)	N/A	100.58	14.27	± 10%	NA
Specific Conductance (µS/cm)	4,490	4382.7	12.76	± 10% of standard	EPA 2023
pH (SU)	4.00	4.02	12.46	± 0.1	GWMP
pH (SU)	7.00	7.11	7.90	± 0.1	GWMP
pH (SU)	10.00	10.26	5.75	± 0.1	GWMP
ORP (mV)	228.0	257.9	5.71	± 10	EPA 2023

	Standard	Calibration Value	Acceptance Criteria	Reference
Turbidity (NTU)	0.00	0.01	± 10% of standard	EPA 2023
	1.00	1.17		
	10.00	9.95		

Calibration Check					
Time Start	14:35	Time Finish	14:47		
Parameter	Standard	Calibration Value	Calibration Solution Temperature (°C)	Acceptance Criteria	Reference
Specific Conductance (µS/cm)	4,490	4433.3	9.70	± 10% of standard	EPA 2023
pH (SU)	4.00	4.15	9.41	± 0.1	GWMP
pH (SU)	7.00	7.18	9.75	± 0.1	GWMP
pH (SU)	10.00	10.23	11.20	± 0.1	GWMP

	Standard	Calibration Value	Acceptance Criteria	Reference
Turbidity (NTU)	0.00	0.00	± 10% of standard	EPA 2023
	1.00	0.91		
	10.00	9.73		

Notes:

Site Name: Plant Bowen AP

Calibrated By: Jay Siewert

Field Instrumentation Calibration Form

Date: 2/8/24

Field Conditions: 60°/34°

Instrument	Manufactuer/ Model	Serial Number
Water Quality Meter	AquaTroll 400	789310
Turbidity Meter	LaMotte 2020	9429 - 4417

Calibration Standard Information				
Parameter	Standard	Lot #	Date of Expiration	Brand
Specific Conductance (µS/cm)	4,490	24000044	05/2024	Atlanta Instrument Rental, Inc.
pH (SU)	4.00	24000044	05/2024	Atlanta Instrument Rental, Inc.
pH (SU)	7.00	22290139	04/2024	Atlanta Instrument Rental, Inc.
pH (SU)	10.00	22110130	04/2024	Atlanta Instrument Rental, Inc.
D.O. (%)	N/A	24000044	05/2024	Atlanta Instrument Rental, Inc.
ORP (mV)	228.0	24002258	06/2024	Atlanta Instrument Rental, Inc.

Calibration					
Time Start	8:30	Time Finish	8:44		
Parameter	Standard	Calibration Value	Calibration Solution Temperature (°C)	Acceptance Criteria	Reference
D.O. (%)	N/A	99.30	13.16	± 10%	NA
Specific Conductance (µS/cm)	4,490	4621.4	13.04	± 10% of standard	EPA 2023
pH (SU)	4.00	3.82	12.86	± 0.1	GWMP
pH (SU)	7.00	6.82	12.38	± 0.1	GWMP
pH (SU)	10.00	10.03	11.97	± 0.1	GWMP
ORP (mV)	228.0	243.2	11.73	± 10	EPA 2023

	Standard	Calibration Value	Acceptance Criteria	Reference
Turbidity (NTU)	0.00	0.01	± 10% of standard	EPA 2023
	1.00	1.09		
	10.00	10.84		

Calibration Check					
Time Start	15:54	Time Finish	16:01		
Parameter	Standard	Calibration Value	Calibration Solution Temperature (°C)	Acceptance Criteria	Reference
Specific Conductance (µS/cm)	4,490	4416.6	12.06	± 10% of standard	EPA 2023
pH (SU)	4.00	4.03	12.01	± 0.1	GWMP
pH (SU)	7.00	7.13	13.33	± 0.1	GWMP
pH (SU)	10.00	10.09	14.08	± 0.1	GWMP

	Standard	Calibration Value	Acceptance Criteria	Reference
Turbidity (NTU)	0.00	0.02	± 10% of standard	EPA 2023
	1.00	0.92		
	10.00	10.21		

Notes:

April 2024

Site Name: Plant Bowen

Field Instrumentation Calibration Form

Date: 4/3/24

Calibrated By: Jay Sienert

Field Conditions: 68°/41°

Instrument	Manufactuer/ Model	Serial Number
Water Quality Meter	AquaTroll 400	789310
Turbidity Meter	LaMotte 2020	7042-8818

Calibration Standard Information				
Parameter	**Standard**	**Lot #**	**Date of Expiration**	**Brand**
Specific Conductance (µS/cm)	4,490	24005593	12/2024	Atlanta Instrument Rental, Inc.
pH (SU)	4.00	24005593	12/2024	Atlanta Instrument Rental, Inc.
pH (SU)	7.00	24004517	12/2024	Atlanta Instrument Rental, Inc.
pH (SU)	10.00	24000085	12/2024	Atlanta Instrument Rental, Inc.
D.O. (%)	N/A	24005593	12/2024	Atlanta Instrument Rental, Inc.
ORP (mV)	228.0	24006903	12/2024	Atlanta Instrument Rental, Inc.

Calibration					
Time Start	0903	**Time Finish**	0923		
Parameter	**Standard**	**Calibration Value**	**Calibration Solution Temperature (°C)**	**Acceptance Criteria**	**Reference**
D.O. (%)	N/A	~~93.4~~ ~~43.1~~ 87.21	~~17.17~~ ~~17.48~~ 15.24	± 10%	NA
Specific Conductance (µS/cm)	4,490	4560.7	15.87	± 10% of standard	EPA 2023
pH (SU)	4.00	4.02	16.27	± 0.1	GWMP
pH (SU)	7.00	7.08	16.80	± 0.1	GWMP
pH (SU)	10.00	10.12	16.99	± 0.1	GWMP
ORP (mV)	228.0	234.8	16.63	± 10	EPA 2023

	Standard	Calibration Value	Acceptance Criteria	Reference
Turbidity (NTU)	0.00	-0.01	± 10% of standard	EPA 2023
	1.00	0.93		
	10.00	10.85		

Calibration Check					
Time Start	1618	**Time Finish**	1626		
Parameter	**Standard**	**Calibration Value**	**Calibration Solution Temperature (°C)**	**Acceptance Criteria**	**Reference**
Specific Conductance (µS/cm)	4,490	4441.7	18.33	± 10% of standard	EPA 2023
pH (SU)	4.00	3.90	18.01	± 0.1	GWMP
pH (SU)	7.00	7.22	18.51	± 0.1	GWMP
pH (SU)	10.00	10.20	18.95	± 0.1	GWMP

	Standard	Calibration Value	Acceptance Criteria	Reference
Turbidity (NTU)	0.00	0.00	± 10% of standard	EPA 2023
	1.00	0.94		
	10.00	10.76		

Notes:

August 2024

Site Name: Plant Bowen

Field Instrumentation Calibration Form

Date: 8/15/24

Calibrated By: Natalie Piparo

Field Conditions: H89 L69

Instrument	Manufactuer/ Model	Serial Number
Water Quality Meter	AquaTroll 400	850767
Turbidity Meter	LaMotte 2020	2068-0320

Calibration Standard Information				
Parameter	Standard	Lot #	Date of Expiration	Brand
Specific Conductance (µS/cm)	4,490	24010943	05/2025	Atlanta Instrument Rental, Inc.
pH (SU)	4.00	24010943	05/2025	Atlanta Instrument Rental, Inc.
pH (SU)	7.00	24008587	06/2025	Atlanta Instrument Rental, Inc.
pH (SU)	10.00	24004996	06/2025	Atlanta Instrument Rental, Inc.
D.O. (%)	N/A	24010943	05/2025	Atlanta Instrument Rental, Inc.
ORP (mV)	228.0	24011792	06/2025	Atlanta Instrument Rental, Inc.

Calibration					
Time Start	08:53	Time Finish	09:03		
Parameter	Standard	Calibration Value	Calibration Solution Temperature (°C)	Acceptance Criteria	Reference
D.O. (%)	N/A	104.04	21.06	± 10%	NA
Specific Conductance (µS/cm)	4,490	4523.4	21.42	± 10% of standard	EPA 2023
pH (SU)	4.00	4.03	21.42	± 0.1	GWMP
pH (SU)	7.00	7.05	21.51	± 0.1	GWMP
pH (SU)	10.00	10.05	21.44	± 0.1	GWMP
ORP (mV)	228.0	223.7	21.38	± 10	EPA 2023

	Standard	Calibration Value	Acceptance Criteria	Reference
Turbidity (NTU)	0.00	-0.03	± 10% of standard	EPA 2023
	1.00	1.00		
	10.00	9.91		

Calibration Check					
Time Start	17:05	Time Finish	17:13		
Parameter	Standard	Calibration Value	Calibration Solution Temperature (°C)	Acceptance Criteria	Reference
Specific Conductance (µS/cm)	4,490	4555.3	24.42	± 10% of standard	EPA 2023
pH (SU)	4.00	4.20	24.42	± 0.1	GWMP
pH (SU)	7.00	7.10	24.42	± 0.1	GWMP
pH (SU)	10.00	10.13	24.62	± 0.1	GWMP

	Standard	Calibration Value	Acceptance Criteria	Reference
Turbidity (NTU)	0.00	0.08	± 10% of standard	EPA 2023
	1.00	0.96		
	10.00	9.99		

Notes:

Site Name: Plant Bowen AP

Field Instrumentation Calibration Form

Date: 8/15/24

Calibrated By: William Lasker

Field Conditions: 89°/72° sunny

Instrument	Manufactuer/ Model	Serial Number
Water Quality Meter	AquaTroll 400	789301
Turbidity Meter	LaMotte 2020	9453-4417

Calibration Standard Information				
Parameter	Standard	Lot #	Date of Expiration	Brand
Specific Conductance (µS/cm)	4,490	24010943	05/2025	Atlanta Instrument Rental, Inc.
pH (SU)	4.00	24010943	05/2025	Atlanta Instrument Rental, Inc.
pH (SU)	7.00	24008587	06/2025	Atlanta Instrument Rental, Inc.
pH (SU)	10.00	24004996	06/2025	Atlanta Instrument Rental, Inc.
D.O. (%)	N/A	24010943	05/2025	Atlanta Instrument Rental, Inc.
ORP (mV)	228.0	24011792	06/2025	Atlanta Instrument Rental, Inc.

Calibration					
Time Start	9:13	Time Finish	9:22		
Parameter	Standard	Calibration Value	Calibration Solution Temperature (°C)	Acceptance Criteria	Reference
D.O. (%)	N/A	97.898	24.60	± 10%	NA
Specific Conductance (µS/cm)	4,490	4483.2	24.61	± 10% of standard	EPA 2023
pH (SU)	4.00	4.02	24.65	± 0.1	GWMP
pH (SU)	7.00	7.02	24.78	± 0.1	GWMP
pH (SU)	10.00	10.00	24.90	± 0.1	GWMP
ORP (mV)	228.0	222.4	24.92	± 10	EPA 2023

	Standard	Calibration Value	Acceptance Criteria	Reference
Turbidity (NTU)	0.00	0.01	± 10% of standard	EPA 2023
	1.00	0.93		
	10.00	10.03		

Calibration Check					
Time Start	15:45	Time Finish	15:52		
Parameter	Standard	Calibration Value	Calibration Solution Temperature (°C)	Acceptance Criteria	Reference
Specific Conductance (µS/cm)	4,490	4482.7	27.57	± 10% of standard	EPA 2023
pH (SU)	4.00	4.09	27.57	± 0.1	GWMP
pH (SU)	7.00	7.10	27.66	± 0.1	GWMP
pH (SU)	10.00	10.04	28.26	± 0.1	GWMP

	Standard	Calibration Value	Acceptance Criteria	Reference
Turbidity (NTU)	0.00	0.00	± 10% of standard	EPA 2023
	1.00	0.96		
	10.00	10.21		

Notes:

Site Name: Bowen AP

Field Instrumentation Calibration Form

Date: 8/15/24

Calibrated By: Jay Sievert

Field Conditions: 89°/72°

Instrument	Manufactuer/ Model	Serial Number
Water Quality Meter	AquaTroll 400	850762
Turbidity Meter	LaMotte 2020	7042-3818

Calibration Standard Information				
Parameter	**Standard**	**Lot #**	**Date of Expiration**	**Brand**
Specific Conductance (µS/cm)	4,490	24010943	05/2025	Atlanta Instrument Rental, Inc.
pH (SU)	4.00	24010943	05/2025	Atlanta Instrument Rental, Inc.
pH (SU)	7.00	24008587	06/2025	Atlanta Instrument Rental, Inc.
pH (SU)	10.00	24004996	06/2025	Atlanta Instrument Rental, Inc.
D.O. (%)	N/A	24010943	05/2025	Atlanta Instrument Rental, Inc.
ORP (mV)	228.0	24011792	06/2025	Atlanta Instrument Rental, Inc.

Calibration					
Time Start	0916	**Time Finish**	0933		
Parameter	**Standard**	**Calibration Value**	**Calibration Solution Temperature (°C)**	**Acceptance Criteria**	**Reference**
D.O. (%)	N/A	102.39	24.61	± 10%	NA
Specific Conductance (µS/cm)	4,490	4466.1	24.72	± 10% of standard	EPA 2023
pH (SU)	4.00	3.99	24.78	± 0.1	GWMP
pH (SU)	7.00	7.03	24.97	± 0.1	GWMP
pH (SU)	10.00	10.01	25.31	± 0.1	GWMP
ORP (mV)	228.0	220.5	25.34	± 10	EPA 2023

	Standard	**Calibration Value**	**Acceptance Criteria**	**Reference**
Turbidity (NTU)	0.00	0.00	± 10% of standard	EPA 2023
	1.00	0.95		
	10.00	10.17		

Calibration Check					
Time Start	1624	**Time Finish**	1631		
Parameter	**Standard**	**Calibration Value**	**Calibration Solution Temperature (°C)**	**Acceptance Criteria**	**Reference**
Specific Conductance (µS/cm)	4,490	4466.7	27.50	± 10% of standard	EPA 2023
pH (SU)	4.00	4.10	27.59	± 0.1	GWMP
pH (SU)	7.00	7.12	27.92	± 0.1	GWMP
pH (SU)	10.00	10.02	28.91	± 0.1	GWMP

	Standard	**Calibration Value**	**Acceptance Criteria**	**Reference**
Turbidity (NTU)	0.00	0.00	± 10% of standard	EPA 2023
	1.00	0.96		
	10.00	10.13		

Notes:

Site Name: Plant Bowen AP

Field Instrumentation Calibration Form

Date: 8/16/24

Calibrated By: William Lasker

Field Conditions: 91°/72° sunny 50% rain

Instrument	Manufactuer/ Model	Serial Number
Water Quality Meter	AquaTroll 400	789301
Turbidity Meter	LaMotte 2020	9453-4417

Calibration Standard Information				
Parameter	Standard	Lot #	Date of Expiration	Brand
Specific Conductance (µS/cm)	4,490	24010943	05/2025	Atlanta Instrument Rental, Inc.
pH (SU)	4.00	24010943	05/2025	Atlanta Instrument Rental, Inc.
pH (SU)	7.00	24008587	06/2025	Atlanta Instrument Rental, Inc.
pH (SU)	10.00	24004996	06/2025	Atlanta Instrument Rental, Inc.
D.O. (%)	N/A	24010943	05/2025	Atlanta Instrument Rental, Inc.
ORP (mV)	228.0	24011792	06/2025	Atlanta Instrument Rental, Inc.

Calibration					
Time Start	8:36	Time Finish	8:43		
Parameter	Standard	Calibration Value	Calibration Solution Temperature (°C)	Acceptance Criteria	Reference
D.O. (%)	N/A	97.88	23.93	± 10%	NA
Specific Conductance (µS/cm)	4,490	4472.0	23.72	± 10% of standard	EPA 2023
pH (SU)	4.00	4.01	23.73	± 0.1	GWMP
pH (SU)	7.00	7.04	24.01	± 0.1	GWMP
pH (SU)	10.00	10.02	24.01	± 0.1	GWMP
ORP (mV)	228.0	229.0	24.03	± 10	EPA 2023

	Standard	Calibration Value	Acceptance Criteria	Reference
Turbidity (NTU)	0.00	0.00	± 10% of standard	EPA 2023
	1.00	0.96		
	10.00	10.67		

Calibration Check					
Time Start	13:04	Time Finish	13:10		
Parameter	Standard	Calibration Value	Calibration Solution Temperature (°C)	Acceptance Criteria	Reference
Specific Conductance (µS/cm)	4,490	4420.7	26.24	± 10% of standard	EPA 2023
pH (SU)	4.00	4.09	26.33	± 0.1	GWMP
pH (SU)	7.00	7.10	26.79	± 0.1	GWMP
pH (SU)	10.00	10.05	28.04	± 0.1	GWMP

	Standard	Calibration Value	Acceptance Criteria	Reference
Turbidity (NTU)	0.00	0.00	± 10% of standard	EPA 2023
	1.00	0.91		
	10.00	9.84		

Notes:

Site Name: Plant Bowen

Field Instrumentation Calibration Form

Date: 8/16/24

Calibrated By: Natalie Piparo

Field Conditions: H 93 L 69

Instrument	Manufactuer/ Model	Serial Number
Water Quality Meter	AquaTroll 400	850767
Turbidity Meter	LaMotte 2020	2068-0320

Calibration Standard Information				
Parameter	**Standard**	**Lot #**	**Date of Expiration**	**Brand**
Specific Conductance (µS/cm)	4,490	24010943	05/2025	Atlanta Instrument Rental, Inc.
pH (SU)	4.00	24010943	05/2025	Atlanta Instrument Rental, Inc.
pH (SU)	7.00	24008587	06/2025	Atlanta Instrument Rental, Inc.
pH (SU)	10.00	24004996	06/2025	Atlanta Instrument Rental, Inc.
D.O. (%)	N/A	24010943	05/2025	Atlanta Instrument Rental, Inc.
ORP (mV)	228.0	24011792	06/2025	Atlanta Instrument Rental, Inc.

Calibration					
Time Start	08:34	**Time Finish**	08:54		
Parameter	**Standard**	**Calibration Value**	**Calibration Solution Temperature (°C)**	**Acceptance Criteria**	**Reference**
D.O. (%)	N/A	101.42	20.63	± 10%	NA
Specific Conductance (µS/cm)	4,490	4534.6	20.27	± 10% of standard	EPA 2023
pH (SU)	4.00	4.00	20.15	± 0.1	GWMP
pH (SU)	7.00	7.05	20.14	± 0.1	GWMP
pH (SU)	10.00	10.06	20.14	± 0.1	GWMP
ORP (mV)	228.0	225.8	20.26	± 10	EPA 2023

	Standard	**Calibration Value**	**Acceptance Criteria**	**Reference**
Turbidity (NTU)	0.00	0.00	± 10% of standard	EPA 2023
	1.00	1.01		
	10.00	9.90		

Calibration Check					
Time Start	13:57	**Time Finish**	14:05		
Parameter	**Standard**	**Calibration Value**	**Calibration Solution Temperature (°C)**	**Acceptance Criteria**	**Reference**
Specific Conductance (µS/cm)	4,490	4435.4	23.37	± 10% of standard	EPA 2023
pH (SU)	4.00	4.12	23.43	± 0.1	GWMP
pH (SU)	7.00	7.13	23.82	± 0.1	GWMP
pH (SU)	10.00	10.14	25.50	± 0.1	GWMP

	Standard	**Calibration Value**	**Acceptance Criteria**	**Reference**
Turbidity (NTU)	0.00	-0.03	± 10% of standard	EPA 2023
	1.00	0.98		
	10.00	10.06		

Notes:

Site Name: Plant Bowen

Field Instrumentation Calibration Form

Date: 8/19/24

Calibrated By: Natalie Piparo

Field Conditions: H87 L65

Instrument	Manufactuer/ Model	Serial Number
Water Quality Meter	AquaTroll 400	850767
Turbidity Meter	LaMotte 2020	2068-0320

Calibration Standard Information				
Parameter	Standard	Lot #	Date of Expiration	Brand
Specific Conductance (µS/cm)	4,490	24010943	05/2025	Atlanta Instrument Rental, Inc.
pH (SU)	4.00	24010943	05/2025	Atlanta Instrument Rental, Inc.
pH (SU)	7.00	24008587	06/2025	Atlanta Instrument Rental, Inc.
pH (SU)	10.00	24004996	06/2025	Atlanta Instrument Rental, Inc.
D.O. (%)	N/A	24010943	05/2025	Atlanta Instrument Rental, Inc.
ORP (mV)	228.0	24011792	06/2025	Atlanta Instrument Rental, Inc.

Calibration					
Time Start	08:41	Time Finish	08:56		
Parameter	Standard	Calibration Value	Calibration Solution Temperature (°C)	Acceptance Criteria	Reference
D.O. (%)	N/A	96.35	18.61	± 10%	NA
Specific Conductance (µS/cm)	4,490	4585.4	18.88	± 10% of standard	EPA 2023
pH (SU)	4.00	4.02	18.88	± 0.1	GWMP
pH (SU)	7.00	7.01	19.01	± 0.1	GWMP
pH (SU)	10.00	10.06	19.15	± 0.1	GWMP
ORP (mV)	228.0	225.5	19.06	± 10	EPA 2023

	Standard	Calibration Value	Acceptance Criteria	Reference
Turbidity (NTU)	0.00	0.02	± 10% of standard	EPA 2023
	1.00	1.00		
	10.00	10.06		

Calibration Check					
Time Start	15:15	Time Finish	15:23		
Parameter	Standard	Calibration Value	Calibration Solution Temperature (°C)	Acceptance Criteria	Reference
Specific Conductance (µS/cm)	4,490	4438.3	21.17	± 10% of standard	EPA 2023
pH (SU)	4.00	4.12	21.15	± 0.1	GWMP
pH (SU)	7.00	7.19	21.37	± 0.1	GWMP
pH (SU)	10.00	10.19	22.63	± 0.1	GWMP

	Standard	Calibration Value	Acceptance Criteria	Reference
Turbidity (NTU)	0.00	0.01	± 10% of standard	EPA 2023
	1.00	1.03		
	10.00	10.08		

Notes:

Site Name: Bowen AV

Field Instrumentation Calibration Form

Date: 8/19/21

Calibrated By: Jay Siewert

Field Conditions: 85°/65°

Instrument	Manufactuer/ Model	Serial Number
Water Quality Meter	AquaTroll 400	850762
Turbidity Meter	LaMotte 2020	7042 - 3818

Calibration Standard Information				
Parameter	**Standard**	**Lot #**	**Date of Expiration**	**Brand**
Specific Conductance (µS/cm)	4,490	24010943	05/2025	Atlanta Instrument Rental, Inc.
pH (SU)	4.00	24010943	05/2025	Atlanta Instrument Rental, Inc.
pH (SU)	7.00	24008587	06/2025	Atlanta Instrument Rental, Inc.
pH (SU)	10.00	24004996	06/2025	Atlanta Instrument Rental, Inc.
D.O. (%)	N/A	24010943	05/2025	Atlanta Instrument Rental, Inc.
ORP (mV)	228.0	24011792	06/2025	Atlanta Instrument Rental, Inc.

Calibration					
Time Start	0846	**Time Finish**	0859		
Parameter	**Standard**	**Calibration Value**	**Calibration Solution Temperature (°C)**	**Acceptance Criteria**	**Reference**
D.O. (%)	N/A	97.90	21.67	± 10%	NA
Specific Conductance (µS/cm)	4,490	4573.3	21.85	± 10% of standard	EPA 2023
pH (SU)	4.00	4.00	21.99	± 0.1	GWMP
pH (SU)	7.00	7.00	21.99	± 0.1	GWMP
pH (SU)	10.00	9.95	22.00	± 0.1	GWMP
ORP (mV)	228.0	231.0	22.18	± 10	EPA 2023

	Standard	**Calibration Value**	**Acceptance Criteria**	**Reference**
Turbidity (NTU)	0.00	0.00	± 10% of standard	EPA 2023
	1.00	0.90		
	10.00	10.19		

Calibration Check					
Time Start	1537	**Time Finish**	1554		
Parameter	**Standard**	**Calibration Value**	**Calibration Solution Temperature (°C)**	**Acceptance Criteria**	**Reference**
Specific Conductance (µS/cm)	4,490	4286.8	28.85	± 10% of standard	EPA 2023
pH (SU)	4.00	4.10	28.62	± 0.1	GWMP
pH (SU)	7.00	7.08	27.91	± 0.1	GWMP
pH (SU)	10.00	10.09	29.74	± 0.1	GWMP

	Standard	**Calibration Value**	**Acceptance Criteria**	**Reference**
Turbidity (NTU)	0.00	0.00	± 10% of standard	EPA 2023
	1.00	1.04		
	10.00	9.87		

Notes:

Site Name: Plant Bowen AP

Field Instrumentation Calibration Form

Date: 8/19/24

Calibrated By: William Laaker

Field Conditions: 87°/65° sunny

Instrument	Manufactuer/ Model	Serial Number
Water Quality Meter	AquaTroll 400	789301
Turbidity Meter	LaMotte 2020	9453-4417

Calibration Standard Information				
Parameter	Standard	Lot #	Date of Expiration	Brand
Specific Conductance (µS/cm)	4,490	24010943	05/2025	Atlanta Instrument Rental, Inc.
pH (SU)	4.00	24010943	05/2025	Atlanta Instrument Rental, Inc.
pH (SU)	7.00	24008587	06/2025	Atlanta Instrument Rental, Inc.
pH (SU)	10.00	24004996	06/2025	Atlanta Instrument Rental, Inc.
D.O. (%)	N/A	24010943	05/2025	Atlanta Instrument Rental, Inc.
ORP (mV)	228.0	24011792	06/2025	Atlanta Instrument Rental, Inc.

Calibration					
Time Start	9:13	Time Finish	9:24		
Parameter	Standard	Calibration Value	Calibration Solution Temperature (°C)	Acceptance Criteria	Reference
D.O. (%)	N/A	103.48	22.08	± 10%	NA
Specific Conductance (µS/cm)	4,490	4523.6	22.38	± 10% of standard	EPA 2023
pH (SU)	4.00	4.00	22.44	± 0.1	GWMP
pH (SU)	7.00	7.01	22.61	± 0.1	GWMP
pH (SU)	10.00	10.01	22.72	± 0.1	GWMP
ORP (mV)	228.0	230.8	22.62	± 10	EPA 2023

	Standard	Calibration Value	Acceptance Criteria	Reference
Turbidity (NTU)	0.00	0.00	± 10% of standard	EPA 2023
	1.00	0.95		
	10.00	9.66		

Calibration Check					
Time Start	15:48	Time Finish	15:57		
Parameter	Standard	Calibration Value	Calibration Solution Temperature (°C)	Acceptance Criteria	Reference
Specific Conductance (µS/cm)	4,490	4449.7	26.32	± 10% of standard	EPA 2023
pH (SU)	4.00	4.08	26.23	± 0.1	GWMP
pH (SU)	7.00	7.08	26.12	± 0.1	GWMP
pH (SU)	10.00	10.02	26.99	± 0.1	GWMP

	Standard	Calibration Value	Acceptance Criteria	Reference
Turbidity (NTU)	0.00	0.01	± 10% of standard	EPA 2023
	1.00	0.90		
	10.00	9.71		

Notes:

Site Name: Plant Bowen

Field Instrumentation Calibration Form

Date: 8/20/24

Calibrated By: Natalie Piparo

Field Conditions: H86 L64

Instrument	Manufactuer/ Model	Serial Number
Water Quality Meter	AquaTroll 400	850767
Turbidity Meter	LaMotte 2020	2068-0320

Calibration Standard Information				
Parameter	Standard	Lot #	Date of Expiration	Brand
Specific Conductance (µS/cm)	4,490	24010943	05/2025	Atlanta Instrument Rental, Inc.
pH (SU)	4.00	24010943	05/2025	Atlanta Instrument Rental, Inc.
pH (SU)	7.00	24008587	06/2025	Atlanta Instrument Rental, Inc.
pH (SU)	10.00	24004996	06/2025	Atlanta Instrument Rental, Inc.
D.O. (%)	N/A	24010943	05/2025	Atlanta Instrument Rental, Inc.
ORP (mV)	228.0	24011792	06/2025	Atlanta Instrument Rental, Inc.

Calibration					
Time Start	8:36	Time Finish	8:46		
Parameter	Standard	Calibration Value	Calibration Solution Temperature (°C)	Acceptance Criteria	Reference
D.O. (%)	N/A	103.59	18.08	± 10%	NA
Specific Conductance (µS/cm)	4,490	4482.1	19.94	± 10% of standard	EPA 2023
pH (SU)	4.00	4.01	17.90	± 0.1	GWMP
pH (SU)	7.00	7.04	17.55	± 0.1	GWMP
pH (SU)	10.00	10.06	17.63	± 0.1	GWMP
ORP (mV)	228.0	228.7	17.93	± 10	EPA 2023

	Standard	Calibration Value	Acceptance Criteria	Reference
Turbidity (NTU)	0.00	0.00	± 10% of standard	EPA 2023
	1.00	1.03		
	10.00	10.10		

Calibration Check					
Time Start	15:36	Time Finish	15:44		
Parameter	Standard	Calibration Value	Calibration Solution Temperature (°C)	Acceptance Criteria	Reference
Specific Conductance (µS/cm)	4,490	4426.3	19.96	± 10% of standard	EPA 2023
pH (SU)	4.00	4.12	19.97	± 0.1	GWMP
pH (SU)	7.00	7.21	20.58	± 0.1	GWMP
pH (SU)	10.00	10.19	22.24	± 0.1	GWMP

	Standard	Calibration Value	Acceptance Criteria	Reference
Turbidity (NTU)	0.00	0.00	± 10% of standard	EPA 2023
	1.00	1.09		
	10.00	10.06		

Notes:

Site Name: Plant Bowen AP

Calibrated By: Jay Sizemore

Field Instrumentation Calibration Form

Date: 8/20/24

Field Conditions: 86°/60°

Instrument	Manufactuer/ Model	Serial Number
Water Quality Meter	AquaTroll 400	850762
Turbidity Meter	LaMotte 2020	7042-3818

Calibration Standard Information				
Parameter	Standard	Lot #	Date of Expiration	Brand
Specific Conductance (µS/cm)	4,490	24010943	05/2025	Atlanta Instrument Rental, Inc.
pH (SU)	4.00	24010943	05/2025	Atlanta Instrument Rental, Inc.
pH (SU)	7.00	24008587	06/2025	Atlanta Instrument Rental, Inc.
pH (SU)	10.00	24004996	06/2025	Atlanta Instrument Rental, Inc.
D.O. (%)	N/A	24010943	05/2025	Atlanta Instrument Rental, Inc.
ORP (mV)	228.0	24011792	06/2025	Atlanta Instrument Rental, Inc.

Calibration					
Time Start	0833	Time Finish	0848		
Parameter	Standard	Calibration Value	Calibration Solution Temperature (°C)	Acceptance Criteria	Reference
D.O. (%)	N/A	103.56	21.44	± 10%	NA
Specific Conductance (µS/cm)	4,490	4459.1	22.47	± 10% of standard	EPA 2023
pH (SU)	4.00	3.99	22.57	± 0.1	GWMP
pH (SU)	7.00	7.05	22.90	± 0.1	GWMP
pH (SU)	10.00	10.18	22.76	± 0.1	GWMP
ORP (mV)	228.0	227.3	22.42	± 10	EPA 2023

	Standard	Calibration Value	Acceptance Criteria	Reference
Turbidity (NTU)	0.00	0.00	± 10% of standard	EPA 2023
	1.00	1.00		
	10.00	10.17		

Calibration Check					
Time Start	1537	Time Finish	1545		
Parameter	Standard	Calibration Value	Calibration Solution Temperature (°C)	Acceptance Criteria	Reference
Specific Conductance (µS/cm)	4,490	4311.5	26.55	± 10% of standard	EPA 2023
pH (SU)	4.00	4.10	26.53	± 0.1	GWMP
pH (SU)	7.00	7.10	26.50	± 0.1	GWMP
pH (SU)	10.00	10.01	27.88	± 0.1	GWMP

	Standard	Calibration Value	Acceptance Criteria	Reference
Turbidity (NTU)	0.00	0.00	± 10% of standard	EPA 2023
	1.00	0.93		
	10.00	10.15		

Notes:

Site Name: Plant Bowen AP

Field Instrumentation Calibration Form

Date: 8/20/24

Calibrated By: William Lackey

Field Conditions: 86°/60° sunny

Instrument	Manufactuer/ Model	Serial Number
Water Quality Meter	AquaTroll 400	789301
Turbidity Meter	LaMotte 2020	9453-4417

Calibration Standard Information				
Parameter	Standard	Lot #	Date of Expiration	Brand
Specific Conductance (µS/cm)	4,490	24010943	05/2025	Atlanta Instrument Rental, Inc.
pH (SU)	4.00	24010943	05/2025	Atlanta Instrument Rental, Inc.
pH (SU)	7.00	24008587	06/2025	Atlanta Instrument Rental, Inc.
pH (SU)	10.00	24004996	06/2025	Atlanta Instrument Rental, Inc.
D.O. (%)	N/A	24010943	05/2025	Atlanta Instrument Rental, Inc.
ORP (mV)	228.0	24011792	06/2025	Atlanta Instrument Rental, Inc.

Calibration					
Time Start	8:34	Time Finish	8:46		
Parameter	Standard	Calibration Value	Calibration Solution Temperature (°C)	Acceptance Criteria	Reference
D.O. (%)	N/A	99.28	21.53	± 10%	NA
Specific Conductance (µS/cm)	4,490	4440.2	20.68	± 10% of standard	EPA 2023
pH (SU)	4.00	4.02	20.75	± 0.1	GWMP
pH (SU)	7.00	7.01	21.05	± 0.1	GWMP
pH (SU)	10.00	10.03	20.94	± 0.1	GWMP
ORP (mV)	228.0	229.8	21.28	± 10	EPA 2023

	Standard	Calibration Value	Acceptance Criteria	Reference
Turbidity (NTU)	0.00	0.01	± 10% of standard	EPA 2023
	1.00	1.08		
	10.00	10.21		

Calibration Check					
Time Start	15:43	Time Finish	15:48		
Parameter	Standard	Calibration Value	Calibration Solution Temperature (°C)	Acceptance Criteria	Reference
Specific Conductance (µS/cm)	4,490	4479.8	25.11	± 10% of standard	EPA 2023
pH (SU)	4.00	4.09	25.10	± 0.1	GWMP
pH (SU)	7.00	7.11	25.37	± 0.1	GWMP
pH (SU)	10.00	10.07	26.42	± 0.1	GWMP

	Standard	Calibration Value	Acceptance Criteria	Reference
Turbidity (NTU)	0.00	0.00	± 10% of standard	EPA 2023
	1.00	0.99		
	10.00	10.16		

Notes:

Site Name: Basin AP

Field Instrumentation Calibration Form

Date: 8/20/24

Calibrated By: KMS

Field Conditions: 86°/59°

Instrument	Manufactuer/ Model	Serial Number
Water Quality Meter	AquaTroll 400	1620055
Turbidity Meter	LaMotte 2020	9429-9417

Calibration Standard Information				
Parameter	Standard	Lot #	Date of Expiration	Brand
Specific Conductance (µS/cm)	4,490	24010943	05/2025	Atlanta Instrument Rental, Inc.
pH (SU)	4.00	24010943	05/2025	Atlanta Instrument Rental, Inc.
pH (SU)	7.00	24008587	06/2025	Atlanta Instrument Rental, Inc.
pH (SU)	10.00	24004996	06/2025	Atlanta Instrument Rental, Inc.
D.O. (%)	N/A	24010943	05/2025	Atlanta Instrument Rental, Inc.
ORP (mV)	228.0	24011792	06/2025	Atlanta Instrument Rental, Inc.

Calibration					
Time Start	0845	Time Finish	0915		
Parameter	Standard	Calibration Value	Calibration Solution Temperature (°C)	Acceptance Criteria	Reference
D.O. (%)	N/A	101.07	20.92	± 10%	NA
Specific Conductance (µS/cm)	4,490	3,907.1	21.05	± 10% of standard	EPA 2023
pH (SU)	4.00	3.95	21.37	± 0.1	GWMP
pH (SU)	7.00	7.05	21.34	± 0.1	GWMP
pH (SU)	10.00	10.14	21.33	± 0.1	GWMP
ORP (mV)	228.0	229.8	21.55	± 10	EPA 2023

	Standard	Calibration Value	Acceptance Criteria	Reference
Turbidity (NTU)	0.00	-0.01	± 10% of standard	EPA 2023
	1.00	1.09		
	10.00	10.01		

Calibration Check					
Time Start	1649	Time Finish	1701		
Parameter	Standard	Calibration Value	Calibration Solution Temperature (°C)	Acceptance Criteria	Reference
Specific Conductance (µS/cm)	4,490	4,539.9	25.82	± 10% of standard	EPA 2023
pH (SU)	4.00	4.09	25.88	± 0.1	GWMP
pH (SU)	7.00	7.09	27.05	± 0.1	GWMP
pH (SU)	10.00	10.10	28.50	± 0.1	GWMP

	Standard	Calibration Value	Acceptance Criteria	Reference
Turbidity (NTU)	0.00	0.00	± 10% of standard	EPA 2023
	1.00	1.02		
	10.00	9.98		

Notes:

Site Name: Plant Bowen

Calibrated By: Natalie Piparo

Field Instrumentation Calibration Form

Date: 8/21/24

Field Conditions: L58 H86

Instrument	Manufactuer/ Model	Serial Number
Water Quality Meter	AquaTroll 400	850767
Turbidity Meter	LaMotte 2020	2068-0320

Calibration Standard Information				
Parameter	Standard	Lot #	Date of Expiration	Brand
Specific Conductance (µS/cm)	4,490	24010943	05/2025	Atlanta Instrument Rental, Inc.
pH (SU)	4.00	24010943	05/2025	Atlanta Instrument Rental, Inc.
pH (SU)	7.00	24008587	06/2025	Atlanta Instrument Rental, Inc.
pH (SU)	10.00	24004996	06/2025	Atlanta Instrument Rental, Inc.
D.O. (%)	N/A	24010943	05/2025	Atlanta Instrument Rental, Inc.
ORP (mV)	228.0	24011792	06/2025	Atlanta Instrument Rental, Inc.

Calibration					
Time Start	08:36	Time Finish	08:55		
Parameter	Standard	Calibration Value	Calibration Solution Temperature (°C)	Acceptance Criteria	Reference
D.O. (%)	N/A	101.64	15.48	± 10%	NA
Specific Conductance (µS/cm)	4,490	4532.3	15.93	± 10% of standard	EPA 2023
pH (SU)	4.00	3.99	15.94	± 0.1	GWMP
pH (SU)	7.00	7.04	16.24	± 0.1	GWMP
pH (SU)	10.00	10.06	16.47	± 0.1	GWMP
ORP (mV)	228.0	230.3	16.51	± 10	EPA 2023

	Standard	Calibration Value	Acceptance Criteria	Reference
Turbidity (NTU)	0.00	0.00	± 10% of standard	EPA 2023
	1.00	1.05		
	10.00	10.15		

Calibration Check					
Time Start	~~16~~ 16:34	Time Finish	16:50		
Parameter	Standard	Calibration Value	Calibration Solution Temperature (°C)	Acceptance Criteria	Reference
Specific Conductance (µS/cm)	4,490	4845.4	20.92	± 10% of standard	EPA 2023
pH (SU)	4.00	4.17	20.93	± 0.1	GWMP
pH (SU)	7.00	7.18	22.39	± 0.1	GWMP
pH (SU)	10.00	10.12	22.95	± 0.1	GWMP

	Standard	Calibration Value	Acceptance Criteria	Reference
Turbidity (NTU)	0.00	0.03	± 10% of standard	EPA 2023
	1.00	1.04		
	10.00	9.96		

Notes:

Site Name Bowen AP

Calibrated By KMS

Field Instrumentation Calibration Form

Date 8/21/24

Field Conditions 84°/64°; 10%

Instrument	Manufactuer/ Model	Serial Number
Water Quality Meter	AquaTroll 400	1120055
Turbidity Meter	LaMotte 2020	9429-4417

Calibration Standard Information				
Parameter	Standard	Lot #	Date of Expiration	Brand
Specific Conductance (µS/cm)	4 490	24010943	05/2025	Atlanta Instrument Rental, Inc
pH (SU)	4 00	24010943	05/2025	Atlanta Instrument Rental, Inc
pH (SU)	7 00	24008587	06/2025	Atlanta Instrument Rental, Inc
pH (SU)	10 00	24004996	06/2025	Atlanta Instrument Rental, Inc
D O (%)	N/A	24010943	05/2025	Atlanta Instrument Rental, Inc
ORP (mV)	228 0	24011792	06/2025	Atlanta Instrument Rental, Inc

Calibration					
Time Start	0838	Time Finish	0914		
Parameter	Standard	Calibration Value	Calibration Solution Temperature (°C)	Acceptance Criteria	Reference
D O (%)	N/A	101.21	18.21	± 10%	NA
Specific Conductance (µS/cm)	4,490	4,680.1	19.77	± 10% of standard	EPA 2023
pH (SU)	4 00	3.99	20.01	± 0 1	GWMP
pH (SU)	7 00	6.99	20.70	± 0 1	GWMP
pH (SU)	10 00	10.01	21.06	± 0 1	GWMP
ORP (mV)	228 0	234.9	21.10	± 10	EPA 2023

	Standard	Calibration Value	Acceptance Criteria	Reference
Turbidity (NTU)	0 00	-0.01	± 10% of standard	EPA 2023
	1 00	1.02		
	10 00	9.51		

Calibration Check					
Time Start	1700	Time Finish	1710		
Parameter	Standard	Calibration Value	Calibration Solution Temperature (°C)	Acceptance Criteria	Reference
Specific Conductance (µS/cm)	4,490	3914.9	26.63	± 10% of standard	EPA 2023
pH (SU)	4 00	4.10	26.56	± 0 1	GWMP
pH (SU)	7 00	7.10	26.39	± 0 1	GWMP
pH (SU)	10 00	10.08	27.23	± 0 1	GWMP

	Standard	Calibration Value	Acceptance Criteria	Reference
Turbidity (NTU)	0 00	0.03	± 10% of standard	EPA 2023
	1 00	1.05		
	10 00	9.10		

Notes

Site Name: Plant Bowen AP

Calibrated By: Jay Stewart

Field Instrumentation Calibration Form

Date: 8/21/24

Field Conditions: 83°/63°

Instrument	Manufactuer/ Model	Serial Number
Water Quality Meter	AquaTroll 400	850762
Turbidity Meter	LaMotte 2020	7042-3818

Calibration Standard Information				
Parameter	Standard	Lot #	Date of Expiration	Brand
Specific Conductance (µS/cm)	4,490	24010943	05/2025	Atlanta Instrument Rental, Inc.
pH (SU)	4.00	24010943	05/2025	Atlanta Instrument Rental, Inc.
pH (SU)	7.00	24008587	06/2025	Atlanta Instrument Rental, Inc.
pH (SU)	10.00	24004996	06/2025	Atlanta Instrument Rental, Inc.
D.O. (%)	N/A	24010943	05/2025	Atlanta Instrument Rental, Inc.
ORP (mV)	228.0	24011792	06/2025	Atlanta Instrument Rental, Inc.

Calibration					
Time Start	0840	Time Finish	0857		
Parameter	Standard	Calibration Value	Calibration Solution Temperature (°C)	Acceptance Criteria	Reference
D.O. (%)	N/A	99.84	18.59	± 10%	NA
Specific Conductance (µS/cm)	4,490	4423.4	18.84	± 10% of standard	EPA 2023
pH (SU)	4.00	4.00	18.95	± 0.1	GWMP
pH (SU)	7.00	6.97	18.95	± 0.1	GWMP
pH (SU)	10.00	9.93	19.57	± 0.1	GWMP
ORP (mV)	228.0	234.8	19.22	± 10	EPA 2023

	Standard	Calibration Value	Acceptance Criteria	Reference
Turbidity (NTU)	0.00	0.00	± 10% of standard	EPA 2023
	1.00	1.03		
	10.00	10.34		

Calibration Check					
Time Start	1614	Time Finish	1629		
Parameter	Standard	Calibration Value	Calibration Solution Temperature (°C)	Acceptance Criteria	Reference
Specific Conductance (µS/cm)	4,490	4359.6	26.67	± 10% of standard	EPA 2023
pH (SU)	4.00	4.09	26.76	± 0.1	GWMP
pH (SU)	7.00	7.03	27.43	± 0.1	GWMP
pH (SU)	10.00	10.10	28.73	± 0.1	GWMP

	Standard	Calibration Value	Acceptance Criteria	Reference
Turbidity (NTU)	0.00	0.00	± 10% of standard	EPA 2023
	1.00	0.91		
	10.00	10.13		

Notes:

Site Name: Plant Bowen AP

Field Instrumentation Calibration Form

Date: 8/21/24

Calibrated By: William Looker

Field Conditions: 83°/59° sunny

Instrument	Manufactuer/ Model	Serial Number
Water Quality Meter	AquaTroll 400	789301
Turbidity Meter	LaMotte 2020	9453-4417

Calibration Standard Information				
Parameter	Standard	Lot #	Date of Expiration	Brand
Specific Conductance (µS/cm)	4,490	24010943	05/2025	Atlanta Instrument Rental, Inc.
pH (SU)	4.00	24010943	05/2025	Atlanta Instrument Rental, Inc.
pH (SU)	7.00	24008587	06/2025	Atlanta Instrument Rental, Inc.
pH (SU)	10.00	24004996	06/2025	Atlanta Instrument Rental, Inc.
D.O. (%)	N/A	24010943	05/2025	Atlanta Instrument Rental, Inc.
ORP (mV)	228.0	24011792	06/2025	Atlanta Instrument Rental, Inc.

Calibration					
Time Start	8:50	Time Finish	9:05		
Parameter	Standard	Calibration Value	Calibration Solution Temperature (°C)	Acceptance Criteria	Reference
D.O. (%)	N/A	99.30	18.79	± 10%	NA
Specific Conductance (µS/cm)	4,490	4538.6	19.28	± 10% of standard	EPA 2023
pH (SU)	4.00	3.99	19.32	± 0.1	GWMP
pH (SU)	7.00	7.03	19.61	± 0.1	GWMP
pH (SU)	10.00	10.07	19.66	± 0.1	GWMP
ORP (mV)	228.0	231.9	19.32	± 10	EPA 2023

	Standard	Calibration Value	Acceptance Criteria	Reference
Turbidity (NTU)	0.00	0.01	± 10% of standard	EPA 2023
	1.00	0.92		
	10.00	9.80		

Calibration Check					
Time Start	17:03	Time Finish	17:09		
Parameter	Standard	Calibration Value	Calibration Solution Temperature (°C)	Acceptance Criteria	Reference
Specific Conductance (µS/cm)	4,490	~~4530~~ 4403.5	25.55	± 10% of standard	EPA 2023
pH (SU)	4.00	4.14	25.63	± 0.1	GWMP
pH (SU)	7.00	7.17	26.06	± 0.1	GWMP
pH (SU)	10.00	10.11	27.09	± 0.1	GWMP

	Standard	Calibration Value	Acceptance Criteria	Reference
Turbidity (NTU)	0.00	0.00	± 10% of standard	EPA 2023
	1.00	0.93		
	10.00	9.90		

Notes:

Site Name: Plant Bowen AP

Field Instrumentation Calibration Form

Date: 8/22/24

Calibrated By: William Laaker

Field Conditions: 84°/63° Sunny

Instrument	Manufactuer/ Model	Serial Number
Water Quality Meter	AquaTroll 400	789301
Turbidity Meter	LaMotte 2020	9453-4417

Calibration Standard Information				
Parameter	Standard	Lot #	Date of Expiration	Brand
Specific Conductance (µS/cm)	4,490	24010943	05/2025	Atlanta Instrument Rental, Inc.
pH (SU)	4.00	24010943	05/2025	Atlanta Instrument Rental, Inc.
pH (SU)	7.00	24008587	06/2025	Atlanta Instrument Rental, Inc.
pH (SU)	10.00	24004996	06/2025	Atlanta Instrument Rental, Inc.
D.O. (%)	N/A	24010943	05/2025	Atlanta Instrument Rental, Inc.
ORP (mV)	228.0	24011792	06/2025	Atlanta Instrument Rental, Inc.

Calibration					
Time Start	8:34	Time Finish	8:46		
Parameter	Standard	Calibration Value	Calibration Solution Temperature (°C)	Acceptance Criteria	Reference
D.O. (%)	N/A	99.52	22.75	± 10%	NA
Specific Conductance (µS/cm)	4,490	4492.0	22.36	± 10% of standard	EPA 2023
pH (SU)	4.00	4.01	22.40	± 0.1	GWMP
pH (SU)	7.00	7.02	22.14	± 0.1	GWMP
pH (SU)	10.00	10.03	22.00	± 0.1	GWMP
ORP (mV)	228.0	222.4	22.07	± 10	EPA 2023

	Standard	Calibration Value	Acceptance Criteria	Reference
Turbidity (NTU)	0.00	0.01	± 10% of standard	EPA 2023
	1.00	0.98		
	10.00	9.89		

Calibration Check					
Time Start	16:20	Time Finish	16:26		
Parameter	Standard	Calibration Value	Calibration Solution Temperature (°C)	Acceptance Criteria	Reference
Specific Conductance (µS/cm)	4,490	4406.8	24.53	± 10% of standard	EPA 2023
pH (SU)	4.00	4.11	24.60	± 0.1	GWMP
pH (SU)	7.00	7.15	25.03	± 0.1	GWMP
pH (SU)	10.00	10.11	26.19	± 0.1	GWMP

	Standard	Calibration Value	Acceptance Criteria	Reference
Turbidity (NTU)	0.00	0.00	± 10% of standard	EPA 2023
	1.00	0.92		
	10.00	9.77		

Notes:

Site Name: Plant Bowen AP

Calibrated By: Jay Sewart

Field Instrumentation Calibration Form

Date: 8/22/24

Field Conditions: 84°/63°

Instrument	Manufactuer/ Model	Serial Number
Water Quality Meter	AquaTroll 400	850762
Turbidity Meter	LaMotte 2020	7042-3818

Calibration Standard Information				
Parameter	Standard	Lot #	Date of Expiration	Brand
Specific Conductance (µS/cm)	4,490	24010943	05/2025	Atlanta Instrument Rental, Inc.
pH (SU)	4.00	24010943	05/2025	Atlanta Instrument Rental, Inc.
pH (SU)	7.00	24008587	06/2025	Atlanta Instrument Rental, Inc.
pH (SU)	10.00	24004996	06/2025	Atlanta Instrument Rental, Inc.
D.O. (%)	N/A	24010943	05/2025	Atlanta Instrument Rental, Inc.
ORP (mV)	228.0	24011792	06/2025	Atlanta Instrument Rental, Inc.

Calibration					
Time Start	0836	Time Finish	0854		
Parameter	Standard	Calibration Value	Calibration Solution Temperature (°C)	Acceptance Criteria	Reference
D.O. (%)	N/A	99.77	22.96	± 10%	NA
Specific Conductance (µS/cm)	4,490	4467.0	23.21	± 10% of standard	EPA 2023
pH (SU)	4.00	4.03	23.42	± 0.1	GWMP
pH (SU)	7.00	7.07	23.45	± 0.1	GWMP
pH (SU)	10.00	10.16	23.51	± 0.1	GWMP
ORP (mV)	228.0	217.8	23.18	± 10	EPA 2023

	Standard	Calibration Value	Acceptance Criteria	Reference
Turbidity (NTU)	0.00	0.00	± 10% of standard	EPA 2023
	1.00	1.00		
	10.00	10.35		

Calibration Check					
Time Start	1550	Time Finish	1559		
Parameter	Standard	Calibration Value	Calibration Solution Temperature (°C)	Acceptance Criteria	Reference
Specific Conductance (µS/cm)	4,490	4337.6	26.40	± 10% of standard	EPA 2023
pH (SU)	4.00	4.07	26.41	± 0.1	GWMP
pH (SU)	7.00	7.10	26.46	± 0.1	GWMP
pH (SU)	10.00	~~10.~~ 9.99	27.04	± 0.1	GWMP

	Standard	Calibration Value	Acceptance Criteria	Reference
Turbidity (NTU)	0.00	0.00	± 10% of standard	EPA 2023
	1.00	0.96		
	10.00	10.05		

Notes:

Site Name Plant Bowen

Field Instrumentation Calibration Form

Date: 8/22/24

Calibrated By Natalie Piparo

Field Conditions L 66 H 85

Instrument	Manufactuer/ Model	Serial Number
Water Quality Meter	AquaTroll 400	850767
Turbidity Meter	LaMotte 2020	2066-0320

Calibration Standard Information				
Parameter	Standard	Lot #	Date of Expiration	Brand
Specific Conductance (µS/cm)	4,490	24010943	05/2025	Atlanta Instrument Rental Inc
pH (SU)	4 00	24010943	05/2025	Atlanta Instrument Rental Inc
pH (SU)	7 00	24008587	06/2025	Atlanta Instrument Rental Inc
pH (SU)	10 00	24004996	06/2025	Atlanta Instrument Rental Inc
D O (%)	N/A	24010943	05/2025	Atlanta Instrument Rental Inc
ORP (mV)	228 0	24011792	06/2025	Atlanta Instrument Rental, Inc

Calibration					
Time Start	8:38	Time Finish	8:52		
Parameter	Standard	Calibration Value	Calibration Solution Temperature (°C)	Acceptance Criteria	Reference
D O (%)	N/A	95.20	17.72	± 10%	NA
Specific Conductance (µS/cm)	4.490	4320.6	17.81	± 10% of standard	EPA 2023
pH (SU)	4 00	4.15	17.80	± 0.1	GWMP
pH (SU)	7.00	7.13	17.81	± 0.1	GWMP
pH (SU)	10 00	10.06	17.63	± 0.1	GWMP
ORP (mV)	228 0	214.8	27.17	± 10	EPA 2023

	Standard	Calibration Value	Acceptance Criteria	Reference
Turbidity (NTU)	0 00	0.00	± 10% of standard	EPA 2023
	1.00	1.00		
	10.00	10.10		

Calibration Check					
Time Start	16:41	Time Finish	16:46		
Parameter	Standard	Calibration Value	Calibration Solution Temperature (°C)	Acceptance Criteria	Reference
Specific Conductance (µS/cm)	4,490	4390.0	20.59	± 10% of standard	EPA 2023
pH (SU)	4.00	4.13	20.57	± 0.1	GWMP
pH (SU)	7.00	7.20	21.11	± 0.1	GWMP
pH (SU)	10.00	10.08	24.25	± 0.1	GWMP

	Standard	Calibration Value	Acceptance Criteria	Reference
Turbidity (NTU)	0.00	0.01	± 10% of standard	EPA 2023
	1.00	1.11		
	10.00	9.95		

Notes

Site Name: Plant Bowen AP

Field Instrumentation Calibration Form

Date: 8/23/24

Calibrated By: William Lasker

Field Conditions: 85°/61° sunny

Instrument	Manufactuer/ Model	Serial Number
Water Quality Meter	AquaTroll 400	789301
Turbidity Meter	LaMotte 2020	9453-4417

Calibration Standard Information				
Parameter	Standard	Lot #	Date of Expiration	Brand
Specific Conductance (µS/cm)	4,490	24010943	05/2025	Atlanta Instrument Rental, Inc.
pH (SU)	4.00	24010943	05/2025	Atlanta Instrument Rental, Inc.
pH (SU)	7.00	24008587	06/2025	Atlanta Instrument Rental, Inc.
pH (SU)	10.00	24004996	06/2025	Atlanta Instrument Rental, Inc.
D.O. (%)	N/A	24010943	05/2025	Atlanta Instrument Rental, Inc.
ORP (mV)	228.0	24011792	06/2025	Atlanta Instrument Rental, Inc.

Calibration					
Time Start	8:33	Time Finish	8:47		
Parameter	Standard	Calibration Value	Calibration Solution Temperature (°C)	Acceptance Criteria	Reference
D.O. (%)	N/A	100.12	20.39	± 10%	NA
Specific Conductance (µS/cm)	4,490	4491.7	21.10	± 10% of standard	EPA 2023
pH (SU)	4.00	4.00	21.10	± 0.1	GWMP
pH (SU)	7.00	7.01	21.55	± 0.1	GWMP
pH (SU)	10.00	10.04	21.87	± 0.1	GWMP
ORP (mV)	228.0	228.1	21.90	± 10	EPA 2023

	Standard	Calibration Value	Acceptance Criteria	Reference
Turbidity (NTU)	0.00	0.01	± 10% of standard	EPA 2023
	1.00	0.99		
	10.00	10.66		

Calibration Check					
Time Start	11:39	Time Finish	11:44		
Parameter	Standard	Calibration Value	Calibration Solution Temperature (°C)	Acceptance Criteria	Reference
Specific Conductance (µS/cm)	4,490	4386.7	22.71	± 10% of standard	EPA 2023
pH (SU)	4.00	4.09	22.82	± 0.1	GWMP
pH (SU)	7.00	7.12	23.20	± 0.1	GWMP
pH (SU)	10.00	10.10	24.56	± 0.1	GWMP

	Standard	Calibration Value	Acceptance Criteria	Reference
Turbidity (NTU)	0.00	0.00	± 10% of standard	EPA 2023
	1.00	0.95		
	10.00	10.42		

Notes:

December 2024

Site Name: Plant Bowen AP

Field Instrumentation Calibration Form

Date: 12/3/24

Calibrated By: Jay Sweat

Field Conditions: 39/22°

Instrument	Manufactuer/ Model	Serial Number
Water Quality Meter	AquaTroll 400	738301
Turbidity Meter	LaMotte 2020	7042-3318

Calibration Standard Information				
Parameter	Standard	Lot #	Date of Expiration	Brand
Specific Conductance (µS/cm)	4,490	24010943	05/2025	Atlanta Instrument Rental, Inc.
pH (SU)	4.00	24010943	05/2025	Atlanta Instrument Rental, Inc.
pH (SU)	7.00	24008587	06/2025	Atlanta Instrument Rental, Inc.
pH (SU)	10.00	24004996	06/2025	Atlanta Instrument Rental, Inc.
D.O. (%)	N/A	24010943	05/2025	Atlanta Instrument Rental, Inc.
ORP (mV)	228.0	24011792	06/2025	Atlanta Instrument Rental, Inc.

Calibration					
Time Start	0855	Time Finish	0919		
Parameter	Standard	Calibration Value	Calibration Solution Temperature (°C)	Acceptance Criteria	Reference
D.O. (%)	N/A	95.81	1.70	± 10%	NA
Specific Conductance (µS/cm)	4,490	4667.4	1.15	± 10% of standard	EPA 2023
pH (SU)	4.00	3.97	1.27	± 0.1	GWMP
pH (SU)	7.00	7.10	1.30	± 0.1	GWMP
pH (SU)	10.00	10.25	1.48	± 0.1	GWMP
ORP (mV)	228.0	256.2	1.43	± 10	EPA 2023

	Standard	Calibration Value	Acceptance Criteria	Reference
Turbidity (NTU)	0.00	0.00	± 10% of standard	EPA 2023
	1.00	1.02		
	10.00	10.11		

Calibration Check					
Time Start	1556	Time Finish	1604		
Parameter	Standard	Calibration Value	Calibration Solution Temperature (°C)	Acceptance Criteria	Reference
Specific Conductance (µS/cm)	4,490	4344.1	4.42	± 10% of standard	EPA 2023
pH (SU)	4.00	4.18	4.47	± 0.1	GWMP
pH (SU)	7.00	7.21	4.36	± 0.1	GWMP
pH (SU)	10.00	10.22	6.14	± 0.1	GWMP

	Standard	Calibration Value	Acceptance Criteria	Reference
Turbidity (NTU)	0.00	0.00	± 10% of standard	EPA 2023
	1.00	1.04		
	10.00	10.04		

Notes:

Pre-Design Investigation Events

Site Name: Bowen AP

Calibrated By: KMS

Field Instrumentation Calibration Form

Date: 1/30/24

Field Conditions: 57/36°

Instrument	Manufactuer/ Model	Serial Number
Water Quality Meter	AquaTroll 400	78931.7
Turbidity Meter	LaMotte 2020	2068-0320

Calibration Standard Information				
Parameter	Standard	Lot #	Date of Expiration	Brand
Specific Conductance (µS/cm)	4,490	24000044	05/2024	Atlanta Instrument Rental, Inc.
pH (SU)	4.00	24000044	05/2024	Atlanta Instrument Rental, Inc.
pH (SU)	7.00	22290139	04/2024	Atlanta Instrument Rental, Inc.
pH (SU)	10.00	22110130	04/2024	Atlanta Instrument Rental, Inc.
D.O. (%)	N/A	24000044	05/2024	Atlanta Instrument Rental, Inc.
ORP (mV)	228.0	24002258	06/2024	Atlanta Instrument Rental, Inc.

Calibration					
Time Start	0910	Time Finish		0930	
Parameter	Standard	Calibration Value	Calibration Solution Temperature (°C)	Acceptance Criteria	Reference
D.O. (%)	N/A	97.03	4.10	± 10%	NA
Specific Conductance (µS/cm)	4,490	4344.4	4.71	± 10% of standard	EPA 2023
pH (SU)	4.00	4.08	5.01	± 0.1	GWMP
pH (SU)	7.00	7.14	5.25	± 0.1	GWMP
pH (SU)	10.00	10.29	5.40	± 0.1	GWMP
ORP (mV)	228.0	261.5	5.42	± 10	EPA 2023

	Standard	Calibration Value	Acceptance Criteria	Reference
Turbidity (NTU)	0.00	.11	± 10% of standard	EPA 2023
	1.00	1.09		
	10.00	9.11		

Calibration Check					
Time Start	1635	Time Finish	1647		
Parameter	Standard	Calibration Value	Calibration Solution Temperature (°C)	Acceptance Criteria	Reference
Specific Conductance (µS/cm)	4,490	3,900.4	14.54	± 10% of standard	EPA 2023
pH (SU)	4.00	4.16	14.95	± 0.1	GWMP
pH (SU)	7.00	7.24	14.95	± 0.1	GWMP
pH (SU)	10.00	10.14	17.88	± 0.1	GWMP

	Standard	Calibration Value	Acceptance Criteria	Reference
Turbidity (NTU)	0.00	0.08	± 10% of standard	EPA 2023
	1.00	0.94		
	10.00	9.64		

Notes:

Site Name: Plant Bowen AP

Field Instrumentation Calibration Form

Date: 2/8/24

Calibrated By: William Lasker

Field Conditions: 66°/34° partly cloudy

Instrument	Manufactuer/ Model	Serial Number
Water Quality Meter	AquaTroll 400	789301
Turbidity Meter	LaMotte 2020	7042-3818

Calibration Standard Information				
Parameter	Standard	Lot #	Date of Expiration	Brand
Specific Conductance (µS/cm)	4,490	24000044	05/2024	Atlanta Instrument Rental, Inc.
pH (SU)	4.00	24000044	05/2024	Atlanta Instrument Rental, Inc.
pH (SU)	7.00	22290139	04/2024	Atlanta Instrument Rental, Inc.
pH (SU)	10.00	22110130	04/2024	Atlanta Instrument Rental, Inc.
D.O. (%)	N/A	24000044	05/2024	Atlanta Instrument Rental, Inc.
ORP (mV)	228.0	24002258	06/2024	Atlanta Instrument Rental, Inc.

Calibration					
Time Start	8:30	Time Finish	8:44		
Parameter	Standard	Calibration Value	Calibration Solution Temperature (°C)	Acceptance Criteria	Reference
D.O. (%)	N/A	100.58	14.27	± 10%	NA
Specific Conductance (µS/cm)	4,490	4382.7	12.76	± 10% of standard	EPA 2023
pH (SU)	4.00	4.02	12.46	± 0.1	GWMP
pH (SU)	7.00	7.11	7.90	± 0.1	GWMP
pH (SU)	10.00	10.26	5.75	± 0.1	GWMP
ORP (mV)	228.0	257.9	5.71	± 10	EPA 2023

	Standard	Calibration Value	Acceptance Criteria	Reference
Turbidity (NTU)	0.00	0.01	± 10% of standard	EPA 2023
	1.00	1.17		
	10.00	9.95		

Calibration Check					
Time Start	14:35	Time Finish	14:47		
Parameter	Standard	Calibration Value	Calibration Solution Temperature (°C)	Acceptance Criteria	Reference
Specific Conductance (µS/cm)	4,490	4433.3	9.70	± 10% of standard	EPA 2023
pH (SU)	4.00	4.15	9.41	± 0.1	GWMP
pH (SU)	7.00	7.18	9.75	± 0.1	GWMP
pH (SU)	10.00	10.23	11.20	± 0.1	GWMP

	Standard	Calibration Value	Acceptance Criteria	Reference
Turbidity (NTU)	0.00	0.00	± 10% of standard	EPA 2023
	1.00	0.91		
	10.00	9.73		

Notes:

Site Name: Plant Bowen

Field Instrumentation Calibration Form

Date: 4/3/24

Calibrated By: Natalie Piparo

Field Conditions: H 69° / L 47°

Instrument	Manufactuer/ Model	Serial Number
Water Quality Meter	AquaTroll 400	789301
Turbidity Meter	LaMotte 2020	2068-0320

Calibration Standard Information

Parameter	Standard	Lot #	Date of Expiration	Brand
Specific Conductance (µS/cm)	4,490	24005593	12/2024	Atlanta Instrument Rental, Inc.
pH (SU)	4.00	24005593	12/2024	Atlanta Instrument Rental, Inc.
pH (SU)	7.00	24004517	12/2024	Atlanta Instrument Rental, Inc.
pH (SU)	10.00	24000085	12/2024	Atlanta Instrument Rental, Inc.
D.O. (%)	N/A	24005593	12/2024	Atlanta Instrument Rental, Inc.
ORP (mV)	228.0	24006903	12/2024	Atlanta Instrument Rental, Inc.

Calibration

Time Start	8:58	Time Finish	9:21		
Parameter	**Standard**	**Calibration Value**	**Calibration Solution Temperature (°C)**	**Acceptance Criteria**	**Reference**
D.O. (%)	N/A	101.06	15.75	± 10%	NA
Specific Conductance (µS/cm)	4,490	4617.1	17.00	± 10% of standard	EPA 2023
pH (SU)	4.00	4.02	17.65	± 0.1	GWMP
pH (SU)	7.00	7.03	18.67	± 0.1	GWMP
pH (SU)	10.00	10.08	18.45	± 0.1	GWMP
ORP (mV)	228.0	216.1	18.52	± 10	EPA 2023

	Standard	Calibration Value	Acceptance Criteria	Reference
Turbidity (NTU)	0.00	-0.08	± 10% of standard	EPA 2023
	1.00	1.08		
	10.00	10.19		

Calibration Check

Time Start	16:25	Time Finish	16:50		
Parameter	**Standard**	**Calibration Value**	**Calibration Solution Temperature (°C)**	**Acceptance Criteria**	**Reference**
Specific Conductance (µS/cm)	4,490	4423.7	18.03	± 10% of standard	EPA 2023
pH (SU)	4.00	4.16	18.00	± 0.1	GWMP
pH (SU)	7.00	7.29	17.90	± 0.1	GWMP
pH (SU)	10.00	10.25	18.21	± 0.1	GWMP

	Standard	Calibration Value	Acceptance Criteria	Reference
Turbidity (NTU)	0.00	-0.03	± 10% of standard	EPA 2023
	1.00	1.13		
	10.00	10.37		

Notes:

Site Name: Plant Bowen

Field Instrumentation Calibration Form

Date: 4/3/24

Calibrated By: Jay Sienert

Field Conditions: 68°/41°

Instrument	Manufactuer/ Model	Serial Number
Water Quality Meter	AquaTroll 400	789310
Turbidity Meter	LaMotte 2020	7042-8818

Calibration Standard Information				
Parameter	**Standard**	**Lot #**	**Date of Expiration**	**Brand**
Specific Conductance (µS/cm)	4,490	24005593	12/2024	Atlanta Instrument Rental, Inc.
pH (SU)	4.00	24005593	12/2024	Atlanta Instrument Rental, Inc.
pH (SU)	7.00	24004517	12/2024	Atlanta Instrument Rental, Inc.
pH (SU)	10.00	24000085	12/2024	Atlanta Instrument Rental, Inc.
D.O. (%)	N/A	24005593	12/2024	Atlanta Instrument Rental, Inc.
ORP (mV)	228.0	24006903	12/2024	Atlanta Instrument Rental, Inc.

Calibration					
Time Start	0903	**Time Finish**	0923		
Parameter	**Standard**	**Calibration Value**	**Calibration Solution Temperature (°C)**	**Acceptance Criteria**	**Reference**
D.O. (%)	N/A	~~93.4~~ ~~43.1~~ 87.21	~~17.17~~ ~~17.48~~ 15.24	± 10%	NA
Specific Conductance (µS/cm)	4,490	4560.7	15.87	± 10% of standard	EPA 2023
pH (SU)	4.00	4.02	16.27	± 0.1	GWMP
pH (SU)	7.00	7.08	16.80	± 0.1	GWMP
pH (SU)	10.00	10.12	16.99	± 0.1	GWMP
ORP (mV)	228.0	234.8	16.63	± 10	EPA 2023

	Standard	Calibration Value	Acceptance Criteria	Reference
Turbidity (NTU)	0.00	-0.01	± 10% of standard	EPA 2023
	1.00	0.93		
	10.00	10.85		

Calibration Check					
Time Start	1618	**Time Finish**	1626		
Parameter	**Standard**	**Calibration Value**	**Calibration Solution Temperature (°C)**	**Acceptance Criteria**	**Reference**
Specific Conductance (µS/cm)	4,490	4441.7	18.33	± 10% of standard	EPA 2023
pH (SU)	4.00	3.90	18.01	± 0.1	GWMP
pH (SU)	7.00	7.22	18.51	± 0.1	GWMP
pH (SU)	10.00	10.20	18.95	± 0.1	GWMP

	Standard	Calibration Value	Acceptance Criteria	Reference
Turbidity (NTU)	0.00	0.00	± 10% of standard	EPA 2023
	1.00	0.94		
	10.00	10.76		

Notes:

Site Name: Plant Bowen

Field Instrumentation Calibration Form

Date: 5/22/24

Calibrated By: Natalie Pipero

Field Conditions: 96° / 66°

Instrument	Manufactuer/ Model	Serial Number
Water Quality Meter	AquaTroll 400	789301
Turbidity Meter	LaMotte 2020	9429-4417

Calibration Standard Information				
Parameter	Standard	Lot #	Date of Expiration	Brand
Specific Conductance (µS/cm)	4,490	24005593	12/2024	Atlanta Instrument Rental, Inc.
pH (SU)	4.00	24005593	12/2024	Atlanta Instrument Rental, Inc.
pH (SU)	7.00	24004517	12/2024	Atlanta Instrument Rental, Inc.
pH (SU)	10.00	24000085	12/2024	Atlanta Instrument Rental, Inc.
D.O. (%)	N/A	24005593	12/2024	Atlanta Instrument Rental, Inc.
ORP (mV)	228.0	24002258	6/2024	Atlanta Instrument Rental, Inc.

Calibration					
Time Start	8:33	Time Finish	6:50		
Parameter	Standard	Calibration Value	Calibration Solution Temperature (°C)	Acceptance Criteria	Reference
D.O. (%)	N/A	102.29	22.01	± 10%	NA
Specific Conductance (µS/cm)	4,490	4497.2	22.73	± 10% of standard	EPA 2023
pH (SU)	4.00	4.02	22.85	± 0.1	GWMP
pH (SU)	7.00	7.06	23.34	± 0.1	GWMP
pH (SU)	10.00	10.07	23.56	± 0.1	GWMP
ORP (mV)	228.0	223.4	23.53	± 10	EPA 2023

	Standard	Calibration Value	Acceptance Criteria	Reference
Turbidity (NTU)	0.00	-0.01	± 10% of standard	EPA 2023
	1.00	1.57		
	10.00	10.25		

Calibration Check					
Time Start	12:48	Time Finish	12:59		
Parameter	Standard	Calibration Value	Calibration Solution Temperature (°C)	Acceptance Criteria	Reference
Specific Conductance (µS/cm)	4,490	4414.4	24.22	± 10% of standard	EPA 2023
pH (SU)	4.00	4.15	24.15	± 0.1	GWMP
pH (SU)	7.00	7.26	24.33	± 0.1	GWMP
pH (SU)	10.00	10.12	24.69	± 0.1	GWMP

	Standard	Calibration Value	Acceptance Criteria	Reference
Turbidity (NTU)	0.00	-0.01	± 10% of standard	EPA 2023
	1.00	1.13		
	10.00	10.09		

Notes:

Site Name: Bowen AP

Field Instrumentation Calibration Form

Date: 5/22/24

Calibrated By: Jay Siemert

Field Conditions: 86°/66°

Instrument	Manufactuer/ Model	Serial Number
Water Quality Meter	AquaTroll 400	789310
Turbidity Meter	LaMotte 2020	7042 3818

Calibration Standard Information				
Parameter	Standard	Lot #	Date of Expiration	Brand
Specific Conductance (µS/cm)	4,490	24005593	12/2024	Atlanta Instrument Rental, Inc.
pH (SU)	4.00	24005593	12/2024	Atlanta Instrument Rental, Inc.
pH (SU)	7.00	24004517	12/2024	Atlanta Instrument Rental, Inc.
pH (SU)	10.00	24000085	12/2024	Atlanta Instrument Rental, Inc.
D.O. (%)	N/A	24005593	12/2024	Atlanta Instrument Rental, Inc.
ORP (mV)	228.0	24002258	6/2024	Atlanta Instrument Rental, Inc.

Calibration					
Time Start	836	Time Finish	850		
Parameter	Standard	Calibration Value	Calibration Solution Temperature (°C)	Acceptance Criteria	Reference
D.O. (%)	N/A	~~100.2~~ 99.83	~~21.95~~ 22.09	± 10%	NA
Specific Conductance (µS/cm)	4,490	4612.4	22.85	± 10% of standard	EPA 2023
pH (SU)	4.00	3.96	23.33	± 0.1	GWMP
pH (SU)	7.00	7.00	23.81	± 0.1	GWMP
pH (SU)	10.00	9.97	24.04	± 0.1	GWMP
ORP (mV)	228.0	225.0	23.81	± 10	EPA 2023

	Standard	Calibration Value	Acceptance Criteria	Reference
Turbidity (NTU)	0.00	0.00	± 10% of standard	EPA 2023
	1.00	0.92		
	10.00	10.48		

Calibration Check					
Time Start	1249	Time Finish	1259		
Parameter	Standard	Calibration Value	Calibration Solution Temperature (°C)	Acceptance Criteria	Reference
Specific Conductance (µS/cm)	4,490	4319.3	27.51	± 10% of standard	EPA 2023
pH (SU)	4.00	3.87	27.18	± 0.1	GWMP
pH (SU)	7.00	7.15	27.21	± 0.1	GWMP
pH (SU)	10.00	10.07	29.19	± 0.1	GWMP

	Standard	Calibration Value	Acceptance Criteria	Reference
Turbidity (NTU)	0.00	0.00	± 10% of standard	EPA 2023
	1.00	0.90		
	10.00	10.27		

Notes:

Site Name: Plant Bowen AP

Calibrated By: Jay Sievert

Field Instrumentation Calibration Form

Date: 7/9/24

Field Conditions: 91°/73°

Instrument	Manufactuer/ Model	Serial Number
Water Quality Meter	AquaTroll 400	789310
Turbidity Meter	LaMotte 2020	2042-3818

Calibration Standard Information				
Parameter	Standard	Lot #	Date of Expiration	Brand
Specific Conductance (µS/cm)	4,490	24005593	12/2024	Atlanta Instrument Rental, Inc.
pH (SU)	4.00	24005593	12/2024	Atlanta Instrument Rental, Inc.
pH (SU)	7.00	24004517	12/2024	Atlanta Instrument Rental, Inc.
pH (SU)	10.00	24000085	12/2024	Atlanta Instrument Rental, Inc.
D.O. (%)	N/A	24005593	12/2024	Atlanta Instrument Rental, Inc.
ORP (mV)	228.0	24006903	12/2024	Atlanta Instrument Rental, Inc.

Calibration					
Time Start	0833	Time Finish	0835		
Parameter	Standard	Calibration Value	Calibration Solution Temperature (°C)	Acceptance Criteria	Reference
D.O. (%)	N/A	98.83	26.45	± 10%	NA
Specific Conductance (µS/cm)	4,490	4531.0	26.88	± 10% of standard	EPA 2023
pH (SU)	4.00	3.96	~~27.28~~ 27.22	± 0.1	GWMP
pH (SU)	7.00	6.96	27.36	± 0.1	GWMP
pH (SU)	10.00	9.89	27.40	± 0.1	GWMP
ORP (mV)	228.0	219.9	27.49	± 10	EPA 2023

	Standard	Calibration Value	Acceptance Criteria	Reference
Turbidity (NTU)	0.00	-0.01	± 10% of standard	EPA 2023
	1.00	0.99		
	10.00	9.83		

Calibration Check					
Time Start	1448	Time Finish	1456		
Parameter	Standard	Calibration Value	Calibration Solution Temperature (°C)	Acceptance Criteria	Reference
Specific Conductance (µS/cm)	4,490	4489.0	33.45	± 10% of standard	EPA 2023
pH (SU)	4.00	4.19	33.59	± 0.1	GWMP
pH (SU)	7.00	7.25	34.06	± 0.1	GWMP
pH (SU)	10.00	9.86	36.57	± 0.1	GWMP

	Standard	Calibration Value	Acceptance Criteria	Reference
Turbidity (NTU)	0.00	0.00	± 10% of standard	EPA 2023
	1.00	1.05		
	10.00	10.11		

Notes:

Site Name: Plant Bowen

Field Instrumentation Calibration Form

Date: 7/9/24

Calibrated By: Natalie Pipero

Field Conditions: 72 L / 92 H

Instrument	Manufactuer/ Model	Serial Number
Water Quality Meter	AquaTroll 400	789301
Turbidity Meter	LaMotte 2020	9429-4417

Calibration Standard Information				
Parameter	Standard	Lot #	Date of Expiration	Brand
Specific Conductance (µS/cm)	4,490	24005593	12/2024	Atlanta Instrument Rental, Inc.
pH (SU)	4.00	24005593	12/2024	Atlanta Instrument Rental, Inc.
pH (SU)	7.00	24004517	12/2024	Atlanta Instrument Rental, Inc.
pH (SU)	10.00	24000085	12/2024	Atlanta Instrument Rental, Inc.
D.O. (%)	N/A	24005593	12/2024	Atlanta Instrument Rental, Inc.
ORP (mV)	228.0	24006903	12/2024	Atlanta Instrument Rental, Inc.

Calibration					
Time Start	08:32	Time Finish	08:46		
Parameter	Standard	Calibration Value	Calibration Solution Temperature (°C)	Acceptance Criteria	Reference
D.O. (%)	N/A	103.68	26.78	± 10%	NA
Specific Conductance (µS/cm)	4,490	4549.2	27.27	± 10% of standard	EPA 2023
pH (SU)	4.00	4.05	27.39	± 0.1	GWMP
pH (SU)	7.00	7.03	27.52	± 0.1	GWMP
pH (SU)	10.00	9.98	27.71	± 0.1	GWMP
ORP (mV)	228.0	221.4	27.61	± 10	EPA 2023

	Standard	Calibration Value	Acceptance Criteria	Reference
Turbidity (NTU)	0.00	0.02	± 10% of standard	EPA 2023
	1.00	1.03		
	10.00	10.06		

Calibration Check					
Time Start	13:30	Time Finish	13:47		
Parameter	Standard	Calibration Value	Calibration Solution Temperature (°C)	Acceptance Criteria	Reference
Specific Conductance (µS/cm)	4,490	4456.3	29.25	± 10% of standard	EPA 2023
pH (SU)	4.00	4.13	29.19	± 0.1	GWMP
pH (SU)	7.00	7.17	29.00	± 0.1	GWMP
pH (SU)	10.00	10.14	29.77	± 0.1	GWMP

	Standard	Calibration Value	Acceptance Criteria	Reference
Turbidity (NTU)	0.00	0.00	± 10% of standard	EPA 2023
	1.00	1.06		
	10.00	10.05		

Notes:

Site Name: Plant Bowen AP

Field Instrumentation Calibration Form

Date: 8/21/24

Calibrated By: William Looker

Field Conditions: 83°/59° sunny

Instrument	Manufactuer/ Model	Serial Number
Water Quality Meter	AquaTroll 400	789301
Turbidity Meter	LaMotte 2020	9453-4417

Calibration Standard Information				
Parameter	Standard	Lot #	Date of Expiration	Brand
Specific Conductance (µS/cm)	4,490	24010943	05/2025	Atlanta Instrument Rental, Inc.
pH (SU)	4.00	24010943	05/2025	Atlanta Instrument Rental, Inc.
pH (SU)	7.00	24008587	06/2025	Atlanta Instrument Rental, Inc.
pH (SU)	10.00	24004996	06/2025	Atlanta Instrument Rental, Inc.
D.O. (%)	N/A	24010943	05/2025	Atlanta Instrument Rental, Inc.
ORP (mV)	228.0	24011792	06/2025	Atlanta Instrument Rental, Inc.

Calibration					
Time Start	8:50	Time Finish	9:05		
Parameter	Standard	Calibration Value	Calibration Solution Temperature (°C)	Acceptance Criteria	Reference
D.O. (%)	N/A	99.30	18.79	± 10%	NA
Specific Conductance (µS/cm)	4,490	4538.6	19.28	± 10% of standard	EPA 2023
pH (SU)	4.00	3.99	19.32	± 0.1	GWMP
pH (SU)	7.00	7.03	19.61	± 0.1	GWMP
pH (SU)	10.00	10.07	19.66	± 0.1	GWMP
ORP (mV)	228.0	231.9	19.32	± 10	EPA 2023

	Standard	Calibration Value	Acceptance Criteria	Reference
Turbidity (NTU)	0.00	0.01	± 10% of standard	EPA 2023
	1.00	0.92		
	10.00	9.80		

Calibration Check					
Time Start	17:03	Time Finish	17:09		
Parameter	Standard	Calibration Value	Calibration Solution Temperature (°C)	Acceptance Criteria	Reference
Specific Conductance (µS/cm)	4,490	~~4530~~ 4403.5	25.55	± 10% of standard	EPA 2023
pH (SU)	4.00	4.14	25.63	± 0.1	GWMP
pH (SU)	7.00	7.17	26.06	± 0.1	GWMP
pH (SU)	10.00	10.11	27.09	± 0.1	GWMP

	Standard	Calibration Value	Acceptance Criteria	Reference
Turbidity (NTU)	0.00	0.00	± 10% of standard	EPA 2023
	1.00	0.93		
	10.00	9.90		

Notes:

Site Name: Plant Bowen AP

Calibrated By: Jay Sewart

Field Instrumentation Calibration Form

Date: 8/22/24

Field Conditions: 84°/63°

Instrument	Manufactuer/ Model	Serial Number
Water Quality Meter	AquaTroll 400	850762
Turbidity Meter	LaMotte 2020	7042-3818

Calibration Standard Information				
Parameter	Standard	Lot #	Date of Expiration	Brand
Specific Conductance (µS/cm)	4,490	24010943	05/2025	Atlanta Instrument Rental, Inc.
pH (SU)	4.00	24010943	05/2025	Atlanta Instrument Rental, Inc.
pH (SU)	7.00	24008587	06/2025	Atlanta Instrument Rental, Inc.
pH (SU)	10.00	24004996	06/2025	Atlanta Instrument Rental, Inc.
D.O. (%)	N/A	24010943	05/2025	Atlanta Instrument Rental, Inc.
ORP (mV)	228.0	24011792	06/2025	Atlanta Instrument Rental, Inc.

Calibration					
Time Start	0836	Time Finish	0854		
Parameter	Standard	Calibration Value	Calibration Solution Temperature (°C)	Acceptance Criteria	Reference
D.O. (%)	N/A	99.77	22.96	± 10%	NA
Specific Conductance (µS/cm)	4,490	4467.0	23.21	± 10% of standard	EPA 2023
pH (SU)	4.00	4.03	23.42	± 0.1	GWMP
pH (SU)	7.00	7.07	23.45	± 0.1	GWMP
pH (SU)	10.00	10.16	23.51	± 0.1	GWMP
ORP (mV)	228.0	217.8	23.18	± 10	EPA 2023

	Standard	Calibration Value	Acceptance Criteria	Reference
Turbidity (NTU)	0.00	0.00	± 10% of standard	EPA 2023
	1.00	1.00		
	10.00	10.35		

Calibration Check					
Time Start	1550	Time Finish	1559		
Parameter	Standard	Calibration Value	Calibration Solution Temperature (°C)	Acceptance Criteria	Reference
Specific Conductance (µS/cm)	4,490	4337.6	26.40	± 10% of standard	EPA 2023
pH (SU)	4.00	4.07	26.41	± 0.1	GWMP
pH (SU)	7.00	7.10	26.46	± 0.1	GWMP
pH (SU)	10.00	~~10.~~ 9.99	27.04	± 0.1	GWMP

	Standard	Calibration Value	Acceptance Criteria	Reference
Turbidity (NTU)	0.00	0.00	± 10% of standard	EPA 2023
	1.00	0.96		
	10.00	10.05		

Notes:

Site Name: Bowen AP

Field Instrumentation Calibration Form

Date: 12-03-2024

Calibrated By: Sawyer Hovacs

Field Conditions: Sunny 29/41

Instrument	Manufactuer/ Model	Serial Number
Water Quality Meter	AquaTroll 400	850762
Turbidity Meter	LaMotte 2020	2068-0320

Calibration Standard Information				
Parameter	Standard	Lot #	Date of Expiration	Brand
Specific Conductance (µS/cm)	4,490	24010943	05/2025	Atlanta Instrument Rental, Inc.
pH (SU)	4.00	24010943	05/2025	Atlanta Instrument Rental, Inc.
pH (SU)	7.00	24008587	06/2025	Atlanta Instrument Rental, Inc.
pH (SU)	10.00	24004996	06/2025	Atlanta Instrument Rental, Inc.
D.O. (%)	N/A	24010943	05/2025	Atlanta Instrument Rental, Inc.
ORP (mV)	228.0	24011792	06/2025	Atlanta Instrument Rental, Inc.

Calibration					
Time Start	08:53	Time Finish	09:30		
Parameter	Standard	Calibration Value	Calibration Solution Temperature (°C)	Acceptance Criteria	Reference
D.O. (%)	N/A	88.84	2.60	± 10%	NA
Specific Conductance (µS/cm)	4,490	2544.4	2.76	± 10% of standard	EPA 2023
pH (SU)	4.00	4.30	2.60	± 0.1	GWMP
pH (SU)	7.00	7.36	2.35	± 0.1	GWMP
pH (SU)	10.00	10.30	2.14	± 0.1	GWMP
ORP (mV)	228.0	236.2	1.98	± 10	EPA 2023

	Standard	Calibration Value	Acceptance Criteria	Reference
Turbidity (NTU)	0.00	0.01	± 10% of standard	EPA 2023
	1.00	0.78		
	10.00	7.13		

Calibration Check					
Time Start	1540	Time Finish	1545		
Parameter	Standard	Calibration Value	Calibration Solution Temperature (°C)	Acceptance Criteria	Reference
Specific Conductance (µS/cm)	4,490	2767.6	7.01	± 10% of standard	EPA 2023
pH (SU)	4.00	4.38	7.10	± 0.1	GWMP
pH (SU)	7.00	7.38	3.11	± 0.1	GWMP
pH (SU)	10.00	10.36	13.07	± 0.1	GWMP

	Standard	Calibration Value	Acceptance Criteria	Reference
Turbidity (NTU)	0.00	0.08	± 10% of standard	EPA 2023
	1.00	0.79		
	10.00	6.33		

Notes:

Site Name: Plant Bowen

Calibrated By: Natalie Pipano

Field Instrumentation Calibration Form

Date: 12/3/24

Field Conditions: L27 M42

Instrument	Manufactuer/ Model	Serial Number
Water Quality Meter	AquaTroll 400	1000297
Turbidity Meter	LaMotte 2020	9429 - 4417

Calibration Standard Information				
Parameter	Standard	Lot #	Date of Expiration	Brand
Specific Conductance (µS/cm)	4,490	24010943	05/2025	Atlanta Instrument Rental, Inc.
pH (SU)	4.00	24010943	05/2025	Atlanta Instrument Rental, Inc.
pH (SU)	7.00	24008587	06/2025	Atlanta Instrument Rental, Inc.
pH (SU)	10.00	24004996	06/2025	Atlanta Instrument Rental, Inc.
D.O. (%)	N/A	24010943	05/2025	Atlanta Instrument Rental, Inc.
ORP (mV)	228.0	24011792	06/2025	Atlanta Instrument Rental, Inc.

Calibration					
Time Start	08 58	Time Finish	09:20		
Parameter	Standard	Calibration Value	Calibration Solution Temperature (°C)	Acceptance Criteria	Reference
D.O. (%)	N/A	92.45	2.10	± 10%	NA
Specific Conductance (µS/cm)	4,490	4583.9	1.75	± 10% of standard	EPA 2023
pH (SU)	4.00	4.00	1.75	± 0.1	GWMP
pH (SU)	7.00	7.09	1.60	± 0.1	GWMP
pH (SU)	10.00	10.17	1.52	± 0.1	GWMP
ORP (mV)	228.0	216.7	1.36	± 10	EPA 2023

	Standard	Calibration Value	Acceptance Criteria	Reference
Turbidity (NTU)	0.00	0.01	± 10% of standard	EPA 2023
	1.00	1.22		
	10.00	9.97		

Calibration Check					
Time Start	15:56	Time Finish	16:06		
Parameter	Standard	Calibration Value	Calibration Solution Temperature (°C)	Acceptance Criteria	Reference
Specific Conductance (µS/cm)	4,490	4420.4	3.86	± 10% of standard	EPA 2023
pH (SU)	4.00	4.18	3.84	± 0.1	GWMP
pH (SU)	7.00	7.28	4.09	± 0.1	GWMP
pH (SU)	10.00	10.39	5.32	± 0.1	GWMP

	Standard	Calibration Value	Acceptance Criteria	Reference
Turbidity (NTU)	0.00	0.03	± 10% of standard	EPA 2023
	1.00	1.04		
	10.00	9.99		

Notes:

Site Name: Bowen AP

Field Instrumentation Calibration Form

Date: 12-04-2024

Calibrated By: Sawyer Hawkes

Field Conditions: Sunny 20/55

Instrument	Manufactuer/ Model	Serial Number
Water Quality Meter	AquaTroll 400	850762
Turbidity Meter	LaMotte 2020	2668-0320

Calibration Standard Information				
Parameter	Standard	Lot #	Date of Expiration	Brand
Specific Conductance (µS/cm)	4.490	240[illegible]943	05 2025	Atlanta Instrument Rental, Inc.
pH (SU)	4.00	240[illegible]943	05 2025	Atlanta Instrument Rental, Inc.
pH (SU)	7.00	240[illegible]858	06 2025	Atlanta Instrument Rental, Inc.
pH (SU)	10.00	240[illegible]998	06 2025	Atlanta Instrument Rental, Inc.
D.O. (%)	N A	240[illegible]943	05 2025	Atlanta Instrument Rental, Inc.
ORP (mV)	228.0	240[illegible]792	06 2025	Atlanta Instrument Rental, Inc.

Calibration					
Time Start	0914	Time Finish	0923		
Parameter	Standard	Calibration Value	Calibration Solution Temperature (°C)	Acceptance Criteria	Reference
D.O. (%)	N/A	100.6	16.54	± 10%	NA
Specific Conductance (µS/cm)	4.490	37594	16.36	± 10% of standard	EPA 2023
pH (SU)	4.00	4.13	16.14	± 0.1	GWMP
pH (SU)	7.00	7.08	8.59	± 0.1	GWMP
pH (SU)	10.00	10.13	5.80	± 0.1	GWMP
ORP (mV)	228.0	227.6	3.94	± 10	EPA 2023

	Standard	Calibration Value	Acceptance Criteria	Reference
Turbidity (NTU)	0.00	0.01	± 10% of standard	EPA 2023
	1.00	1.11		
	10.00	6.68		

Calibration Check					
Time Start	1535	Time Finish	1539		
Parameter	Standard	Calibration Value	Calibration Solution Temperature (°C)	Acceptance Criteria	Reference
Specific Conductance (µS/cm)	4,490	4546.2	12.83	± 10% of standard	EPA 2023
pH (SU)	4.00	4.15	12.76	± 0.1	GWMP
pH (SU)	7.00	7.27	12.16	± 0.1	GWMP
pH (SU)	10.00	10.21	11.84	± 0.1	GWMP

	Standard	Calibration Value	Acceptance Criteria	Reference
Turbidity (NTU)	0.00	0.18	± 10% of standard	EPA 2023
	1.00	0.91		
	10.00	6.51		

Notes:

Site Name Plant Bowen

Calibrated By Natalie Picaro

Field Instrumentation Calibration Form

Date 12/4/24

Field Conditions L21 H54

Instrument	Manufactuer/ Model	Serial Number
Water Quality Meter	AquaTroll 400	1080397
Turbidity Meter	LaMotte 2020	9429 - 4417

Calibration Standard Information				
Parameter	Standard	Lot #	Date of Expiration	Brand
Specific Conductance (µS/cm)	4,490	24010943	05/2025	Atlanta Instrument Rental, Inc
pH (SU)	4.00	24010943	05/2025	Atlanta Instrument Rental, Inc
pH (SU)	7.00	24008587	06/2025	Atlanta Instrument Rental, Inc
pH (SU)	10.00	24004996	06/2025	Atlanta Instrument Rental, Inc.
D.O. (%)	N/A	24010943	05/2025	Atlanta Instrument Rental, Inc
ORP (mV)	228.0	24011792	06/2025	Atlanta Instrument Rental, Inc

Calibration					
Time Start	0924	Time Finish	0940		
Parameter	Standard	Calibration Value	Calibration Solution Temperature (°C)	Acceptance Criteria	Reference
D.O. (%)	N/A	104.55	14.16	± 10%	NA
Specific Conductance (µS/cm)	4,490	4296.1	8.27	± 10% of standard	EPA 2023
pH (SU)	4.00	4.04	8.07	± 0.1	GWMP
pH (SU)	7.00	7.09	4.39	± 0.1	GWMP
pH (SU)	10.00	10.19	2.35	± 0.1	GWMP
ORP (mV)	228.0	226.2	1.66	± 10	EPA 2023

	Standard	Calibration Value	Acceptance Criteria	Reference
Turbidity (NTU)	0.00	0.07	± 10% of standard	EPA 2023
	1.00	1.25		
	10.00	10.03		

Calibration Check					
Time Start	1445	Time Finish	1450		
Parameter	Standard	Calibration Value	Calibration Solution Temperature (°C)	Acceptance Criteria	Reference
Specific Conductance (µS/cm)	4,490	4488.3	4.27	± 10% of standard	EPA 2023
pH (SU)	4.00	3.96	4.20	± 0.1	GWMP
pH (SU)	7.00	7.34	5.35	± 0.1	GWMP
pH (SU)	10.00	10.36	6.59	± 0.1	GWMP

	Standard	Calibration Value	Acceptance Criteria	Reference
Turbidity (NTU)	0.00	0.03	± 10% of standard	EPA 2023
	1.00	1.14		
	10.00	10.06		

Notes

APPENDIX E

Statistical Analysis Reports

GROUNDWATER STATS CONSULTING

January 31, 2025

Southern Company Services
Attn: Ms. Kristen Jurinko
241 Ralph McGill Blvd NE, Bin 10160
Atlanta, Georgia 30308

Re: Plant Bowen Ash Pond 1 (AP-1)
August 2024 Sample Event

Dear Ms. Jurinko,

Groundwater Stats Consulting, formerly the statistical consulting division of Sanitas Technologies, is pleased to provide the statistical analysis of groundwater data for the Groundwater Detection and Assessment Monitoring Semi-Annual August 2024 sample event for Georgia Power Company's Plant Bowen AP-1. The analysis complies with the federal rule for the Disposal of Coal Combustion Residuals (CCR) from Electric Utilities (CCR Rule, 2015), the Georgia Environmental Protection Division (EPD) Rules for Solid Waste Management Chapter 391-3-4-.10, and follows the United States Environmental Protection Agency (USEPA) Unified Guidance (2009).

Sampling for the Appendix III and IV parameters began in 2016 for the majority of wells, and at least 8 background samples were collected at each of the groundwater monitoring wells. All wells were sampled most recently in August 2024. Sampling is conducted on a semi-annual basis for all constituents. A list of all parameters is provided below.

The monitoring well network, as provided by Southern Company Services, consists of the following:

- **Upgradient well:** BGWA-2, BGWA-29, BGWA-33, BGWA-47D, and BGWA-48D
- **Downgradient wells:** BGWC-7, BGWC-8, BGWC-9, BGWC-10, BGWC-12, BGWC-14A, BGWC-16, BGWC-17, BGWC-18, BGWC-19, BGWC-20,

BGWC-21, BGWC-22, BGWC-23, BGWC-24, BGWC-25, BGWC-30, BGWC-51, and BGWC-52

- **Assessment wells:** BGWA-6, BGWC-31, BGWC-32, BGWC-34D, BGWC-35D, BGWC-36D, BGWC-37D, BGWC-38D, BGWC-39, BGWC-40, BGWC-41D, BGWC-42D, BGWC-43D, BGWC-44D, BGWC-49D, and BGWC-50D

Sampling for assessment wells started at various dates ranging from June 2016 to March 2021 as listed below:

- June 2016 - BGWA-6
- October 2018 - BGWC-31, BGWC-32, BGWC-34D, BGWC-35D, and BGWC-36D
- May 2019 - BGWC-37D and BGWC-38D
- December 2019 - BGWC-39 and BGWC-40
- May 2020 - BGWC-41D, BGWC-42D, BGWC-43D, and BGWC-44D
- March 2021 – BGWC-49D and BGWC-50D

Data from assessment wells are analyzed using confidence intervals for Appendix IV constituents when a minimum of 4 samples are available as mentioned above. Currently, all assessment wells have the required minimum samples and, therefore, are evaluated using confidence intervals. Data from all assessment wells are plotted on the time series graphs and box plots.

Note that boron and cobalt at well BGWC-22 were sampled in July 2024 as a part of the pre-design investigation, and pH at well BGWC-22 was also recorded in July 2024.

Data were sent electronically to Groundwater Stats Consulting, and the statistical analysis was reviewed by Andrew Collins, Project Manager for Groundwater Stats Consulting.

The CCR program consists of the following constituents listed below. The terms "constituent" and "parameter" are interchangeable.

- **Appendix III** (Detection Monitoring) **-** boron, calcium, chloride, fluoride, pH, sulfate, and TDS
- **Appendix IV** (Assessment Monitoring) **–** antimony, arsenic, barium, beryllium, cadmium, chromium, cobalt, combined radium 226 + 228, fluoride, lead, lithium, mercury, molybdenum, selenium, and thallium

Note that when there are no detections present in downgradient wells for a given constituent, statistical analyses are not required. A summary of Appendix IV downgradient and assessment well/constituent pairs with 100% non-detects follows this letter. For all

constituents, a substitution of the most recent reporting limit is used for non-detect data which generally gives the most conservative limit in each case. In the cases of antimony, arsenic, and cadmium, historic reporting limits were either higher than or equal to the MCL or CCR-Rule specified levels; therefore, a substitution of the most recent (and lower) respective reporting limits were substituted across all wells for these constituents. Similarly, dilution factors during the previous event for beryllium and lithium resulted in elevated reporting limits for some wells; therefore, the most recent (and lower) reporting limit were substituted across all wells for these constituents.

Time series plots for Appendix III and IV parameters at all wells are provided for the purpose of screening data at these wells (Figure A). Additionally, a separate section of box plots is included for all constituents at upgradient and downgradient wells (Figure B). The time series plots are used to initially screen for suspected outliers and trends, while the box plots provide visual representation of variation within individual wells and between all wells. Values in background which have been flagged as outliers may be seen in a lighter font and as a disconnected symbol on the graphs. A summary of flagged outliers follows this report (Figure C).

Based on the previous screening, data at all wells for constituents detected in downgradient wells were evaluated for the following: 1) outliers; 2) trends; 3) most appropriate statistical method based on site characteristics of groundwater data upgradient of the facility; and 4) eligibility of downgradient wells when intrawell statistical methods are recommended. Power curves were provided with the 2017 screening to demonstrate that the selected statistical methods for Appendix III parameters comply with the USEPA Unified Guidance. The EPA suggests the selected statistical method should provide at least 55% power at 3 standard deviations or at least 80% power at 4 standard deviations.

The original background screening was conducted in 2017 by MacStat Consulting. Values identified as outliers were flagged in the database and excluded prior to construction of statistical limits. Interwell prediction limits, combined with a 1-of-2 resample plan, were recommended.

Interwell tests, which compare downgradient well data to statistical limits constructed from pooled upgradient well data, are appropriate when average concentrations are similar across upgradient wells. Intrawell tests, which compare compliance data from a single well to screened historical data within the same well, are appropriate when upgradient wells exhibit spatial variation; when statistical limits constructed from upgradient wells would not be conservative from a regulatory perspective; and when downgradient water quality is unimpacted compared to upgradient water quality for the

same parameter. While data were further tested for intrawell eligibility during the screening, interwell methods are used for all Appendix III constituents in accordance with Georgia EPD requirements.

Summary of Statistical Methods – Appendix III and IV Parameters

Based on the evaluation for state and federal regulatory requirements, the following methods were selected for Appendix III and IV constituents:

- Appendix III: Interwell prediction limits, combined with a 1-of-2 resample plan, for each Appendix III constituent
- Appendix IV: Confidence intervals on downgradient well data compared against Groundwater Protection Standards (GWPS) for each Appendix IV constituent

The distribution of data is tested using the Shapiro-Wilk/Shapiro-Francia test for normality. Parametric prediction limits (or tolerance limits or confidence intervals as applicable) are utilized when the screened historical data follow a normal or transformed-normal distribution. When data cannot be normalized or the majority of data are non-detects, a nonparametric test is utilized. While the false positive rate associated with the parametric prediction limits is based on an annual 10% (5% per semi-annual event) as recommended by the EPA Unified Guidance (2009), the false positive rate associated with the nonparametric limits is dependent upon the available background sample size, number of future comparisons, and verification resample plan. The following approaches are used for handling non-detects (USEPA, 2009):

- No statistical analyses are required on wells and analytes containing 100% non-detects (USEPA Unified Guidance, 2009, Chapter 6).
- When data contain <15% non-detects, simple substitution of one-half the reporting limit is utilized in the statistical analysis. The reporting limit utilized for non-detects is the practical quantification limit (PQL) as reported by the laboratory.
- When data contain between 15-50% non-detects, the Kaplan-Meier non-detect adjustment is applied to the background data for parametric limits. This technique adjusts the mean and standard deviation of the historical concentrations to account for concentrations below the reporting limit.
- Nonparametric prediction limits are used on data containing greater than 50% non-detects.

Natural systems continuously evolve due to physical changes made to the environment. Examples include capping a landfill, paving areas near a well, or lining a drainage channel to prevent erosion. Periodic updating of background statistical limits is necessary to

accommodate these types of changes. In the interwell case, prediction limits are updated with upgradient well data during each event after careful screening for any new outliers. While this was not required for this report, in some cases, deselecting the earlier portion of data may be necessary prior to construction of limits so that resulting statistical limits are conservative (lower) from a regulatory perspective and capable of rapidly detecting changes in groundwater quality. Even though the data are excluded from the calculation, the values will continue to be reported and shown in tables and graphs.

Statistical Analysis of Appendix III Parameters – August 2024

All Appendix III parameters were analyzed using interwell prediction limits. Background (upgradient) well data were reassessed for potential outliers during this analysis. No additional Appendix III values were flagged as an outlier in the database for Appendix III parameters. Values in background which were previously flagged as outliers may be seen in a lighter font and as a disconnected symbol on the graphs. A summary of flagged outliers follows this report (Figure C).

Interwell Prediction Limits

Interwell prediction limits, combined with a 1-of-2 resample plan, were constructed using all historical upgradient well data through August 2024 (Figure D). Interwell prediction limits pool upgradient well data to establish a background limit for an individual constituent. The August 2024 sample from each downgradient well is compared to the background limit to determine whether initial exceedances are present.

In the event of an initial exceedance of compliance well data, the 1-of-2 resample plan allows for collection of one additional sample to determine whether the initial exceedance is confirmed. When a resample confirms the initial exceedance, a statistically significant increase is identified and further research would be required to identify the cause of the exceedance (i.e., impact from the site, natural variation, or an off-site source). If the resample falls within the statistical limit, the initial exceedance is considered to be a false positive result. Therefore, no exceedance is noted and no further action is necessary. If no resample is collected, the original result is considered a confirmed exceedance. Several prediction limit exceedances were noted for Appendix III parameters and a summary table of the interwell prediction limits follows this letter.

As mentioned above, boron and pH at well BGWC-22 were sampled in July 2024 as a part of the pre-design investigation. The July 2024 observation for pH of 6.43 s.u. exceeded the lower interwell prediction limit of 6.555 s.u. and the July 2024 observation for boron of 16.5 mg/L exceeded the upper interwell prediction limit of 0.043 mg/L.

Trend Test Evaluation – Appendix III

When prediction limit exceedances are identified in downgradient wells, data are further evaluated using the Sen's Slope/Mann Kendall trend test at the 99% confidence level to determine whether concentrations are statistically increasing, decreasing, or stable (Figure E). Upgradient wells are included in the trend analyses for all parameters found to exceed their prediction limit in downgradient wells to identify whether similar patterns exist upgradient of the site. Upgradient trends are an indication of variability in groundwater unrelated to practices at the site. A summary along with complete graphical results of the trend tests follows this report. Statistically significant trends were noted for the following well/constituent pairs:

Increasing

- Boron: BGWC-12, BGWC-14A, BGWC-20, BGWC-22, BGWC-23, and BGWC-25
- Calcium: BGWA-2 (upgradient), BGWC-33 (upgradient), BGWC-12, BGWC-14A, BGWC-16, BGWC-20, BGWC-22, and BGWC-23
- Chloride: BGWC-10, BGWC-22, BGWC-23, and BGWC-25
- Sulfate: BGWA-2 (upgradient), BGWC-12, and BGWC-16
- TDS: BGWA-2 (upgradient), BGWC-12, BGWC-16, BGWC-20, BGWC-22, and BGWC-23

Decreasing

- Boron: BGWC-7, BGWC-9, BGWC-17, BGWC-18, BGWC-19, BGWC-30, BGWC-51, and BGWC-52
- Chloride: BGWA-29 (upgradient), BGWA-47D (upgradient), BGWC-12, BGWC-16, BGWC-24, BGWC-30, BGWC-51, BGWC-52, and BGWC-9
- pH: BGWA-2 (upgradient), BGWA-33 (upgradient), BGWA-47D (upgradient), BGWC-16, BGWC-22, and BGWC-24
- Sulfate: BGWC-7 and BGWC-24
- TDS: BGWC-7 and BGWC-24

Statistical Analysis of Appendix IV Parameters – August 2024

For Appendix IV parameters, confidence intervals for each downgradient well/constituent were compared against corresponding Groundwater Protection Standards (GWPS). GWPS were developed as described below. Well/constituent pairs containing 100% non-detects do not require analysis. Data from upgradient wells for Appendix IV parameters are reassessed for outliers during each analysis. No additional measurements were flagged

and all previously flagged measurements were confirmed. A summary of flagged outliers follows this report (Figure C).

Interwell Upper Tolerance Limits

Interwell tolerance limits were used to calculate site-specific background limits from all available pooled upgradient well data through August 2024 for Appendix IV constituents (Figure F). Parametric tolerance limits are calculated, with a target of 95% confidence and 95% coverage, when data follow a normal or transformed-normal distribution, such as for combined radium 226 + 228. When data contained greater than 50% non-detects or did not follow a normal or transformed-normal distribution, non-parametric tolerance limits were constructed using the highest background measurement. The confidence and coverage levels for nonparametric tolerance limits are dependent upon the number of background samples.

Groundwater Protection Standards

The background limits were then used when determining the groundwater protection standard (GWPS) under 40 CFR §257.95(h) and Georgia EPD Rule 391-3-4-.10(6)(a). On July 30, 2018, US EPA revised the Federal CCR rule updating GWPS for cobalt, lead, lithium, and molybdenum as described above in 40 CFR §257.95(h)(2). Effective on February 22, 2022, Georgia EPD incorporated the updated GWPS into the current Georgia EPD Rules for Solid Waste Management 391-3-4-.10(6)(a). In accordance with the updated Rules, the GWPS is:

- The maximum contaminant level (MCL) established under §141.62 and §141.66 of this title
- Where an MCL has not been established for a constituent, Federal and State CCR Rules specify levels for cobalt (0.006 mg/L), lead (0.015 mg/L), lithium (0.040 mg/L), and molybdenum (0.100 mg/L)
- The respective background level for a constituent when the background level is higher than the MCL or Federal CCR Rule identified GWPS

Following Georgia EPD Rule requirements and the Federal CCR requirements, GWPS were established for statistical comparison of Appendix IV constituents for this sample event (Figure G).

Confidence Intervals

To complete the statistical comparison of downgradient well data to GWPS, confidence intervals were constructed for the Appendix IV constituents in each downgradient and

assessment well using all available data through August 2024 (Figure H). As mentioned above, cobalt at well BGWC-22 was also sampled in July 2024 as a part of the pre-design investigation and that observation is included in the confidence intervals.

Confidence intervals were compared to the GWPS prepared as described above. These intervals were constructed as either parametric or nonparametric confidence intervals depending on the data distribution and percentage of non-detects. When data followed a normal or transformed-normal distribution, parametric confidence intervals were used for Appendix IV parameters. Nonparametric confidence intervals, which use the appropriate order statistics depending on the sample size as interval limits, were constructed when data did not follow a normal or transformed-normal distribution or when there were greater than 50% non-detects. The lower confidence limit, which is constructed with 99% confidence for parametric confidence intervals, is compared to the GWPS prepared as described above. The achievable confidence level associated with nonparametric confidence intervals is dependent upon the number samples available.

Only when the entire confidence interval is above a GWPS is the downgradient well/constituent pair considered to exceed its respective standard. If there is an exceedance of the GWPS, a statistically significant level (SSL) exceedance is identified. Note that due to an increasing trend for cobalt at downgradient well BGWC-16 and lithium at BGWC-20, the records were truncated to eliminate the trend and only the most recent observations were used to construct the confidence interval (USEPA Unified Guidance, 2009, Chapter 7). Summaries of the confidence intervals follow this letter and exceedances were identified for the following well/constituent pairs:

- Arsenic: BGWC-34D
- Cobalt: BGWC-16 and BGWC-22
- Molybdenum: BGWC-43D

Trend Test Evaluation – Appendix IV

Data at wells with confidence interval exceedances are further evaluated using the Sen's Slope/Mann Kendall trend test at the 95% confidence level to determine whether concentrations are statistically increasing, decreasing, or stable (Figure I). Although the trend tests for Assessment monitoring pairs were previously evaluated using 99% confidence, the 95% confidence level more rapidly identifies statistically significant trends. Additionally, the 95% confidence level is recommended in cases with limited sample sizes and, particularly, for new assessment wells. Upgradient wells are included in the trend analyses to identify whether similar patterns exist upgradient of the site for the same constituents. When trends are present in upgradient wells, it is an indication of variability

in groundwater quality unrelated to practices at the site. A summary of the Appendix IV trend test results follows this letter. Statistically significant trends were identified for the following well/constituent pairs:

Increasing

- Arsenic: BGWA-33 (upgradient)
- Cobalt: BGWC-16 and BGWC-22

Decreasing

- Molybdenum: BGWA-33 (upgradient)

Summary

Observations from the August 2024 sample event were compared to established interwell prediction limits for Appendix III constituents. Several statistically significant increases were identified and may be seen on the summary table following this letter. When confidence intervals were constructed on downgradient wells for Appendix IV constituents and compared to respective GWPS, the following exceedances were identified:

- Arsenic: BGWC-34D
- Cobalt: BGWC-16 and BGWC-22
- Molybdenum: BGWC-43D

Thank you for the opportunity to assist you in the statistical analysis of groundwater quality for Plant Bowen AP-1. If you have any questions or comments, please feel free to contact us.

For Groundwater Stats Consulting,

Andrew T. Collins
Project Manager

Kristina L. Rayner
Senior Statistician

Sanitas™ v.10.0.22 Software licensed to Groundwater Stats Consulting. UG

Date Ranges

Date: 10/11/2024 9:18 AM

Plant Bowen Client: Southern Company Data: Bowen AP-1

Cobalt (mg/L)

BGWC-16 overall:9/24/2020-8/19/2024

Lithium (mg/L)

BGWC-20 overall:2/18/2021-8/20/2024

Sanitas™ v.10.0.22 Software licensed to Groundwater Stats Consulting. UG

100% Non-Detects: Appendix IV Downgradient & Assessment

Analysis Run 10/11/2024 11:33 AM View: Appendix IV
Plant Bowen Client: Southern Company Data: Bowen AP-1

Antimony (mg/L)
BGWC-12, BGWC-18, BGWC-39

Beryllium (mg/L)
BGWA-6, BGWC-10, BGWC-14A, BGWC-20, BGWC-21, BGWC-25, BGWC-30, BGWC-31, BGWC-32, BGWC-34D, BGWC-35D, BGWC-37D, BGWC-40, BGWC-41D, BGWC-42D, BGWC-43D, BGWC-44D, BGWC-49D, BGWC-50D, BGWC-7, BGWC-8, BGWC-9

Cadmium (mg/L)
BGWA-6, BGWC-10, BGWC-12, BGWC-21, BGWC-25, BGWC-31, BGWC-32, BGWC-34D, BGWC-35D, BGWC-36D, BGWC-37D, BGWC-40, BGWC-41D, BGWC-42D, BGWC-44D, BGWC-49D, BGWC-50D, BGWC-7, BGWC-8, BGWC-9

Chromium (mg/L)
BGWC-19, BGWC-22, BGWC-34D, BGWC-50D

Cobalt (mg/L)
BGWC-42D, BGWC-44D, BGWC-51

Lead (mg/L)
BGWC-7

Lithium (mg/L)
BGWC-18, BGWC-19, BGWC-21, BGWC-25, BGWC-31, BGWC-32

Mercury (mg/L)
BGWC-32, BGWC-37D, BGWC-40, BGWC-42D, BGWC-49D, BGWC-50D

Molybdenum (mg/L)
BGWC-12, BGWC-16, BGWC-17, BGWC-18

Selenium (mg/L)
BGWC-10, BGWC-25, BGWC-35D, BGWC-37D, BGWC-44D, BGWC-49D, BGWC-50D, BGWC-7

Thallium (mg/L)
BGWC-10, BGWC-21, BGWC-25, BGWC-31, BGWC-41D, BGWC-42D, BGWC-44D, BGWC-49D, BGWC-50D, BGWC-8

Appendix III Interwell Prediction Limits - Significant Results

Plant Bowen Client: Southern Company Data: Bowen AP-1 Printed 10/11/2024, 11:15 AM

Constituent	Well	Upper Lim.	Lower Lim.	Date	Observ.	Sig.	Bg N	Bg Mean	Std. Dev.	%NDs	ND Adj.	Transform	Alpha	Method
Boron (mg/L)	BGWC-10	0.043	n/a	8/20/2024	0.5	Yes	93	n/a	n/a	19.35	n/a	n/a	0.0002211	NP Inter (normality) 1 of 2
Boron (mg/L)	BGWC-12	0.043	n/a	8/19/2024	1.5	Yes	93	n/a	n/a	19.35	n/a	n/a	0.0002211	NP Inter (normality) 1 of 2
Boron (mg/L)	BGWC-14A	0.043	n/a	8/16/2024	1.7	Yes	93	n/a	n/a	19.35	n/a	n/a	0.0002211	NP Inter (normality) 1 of 2
Boron (mg/L)	BGWC-16	0.043	n/a	8/19/2024	2.5	Yes	93	n/a	n/a	19.35	n/a	n/a	0.0002211	NP Inter (normality) 1 of 2
Boron (mg/L)	BGWC-17	0.043	n/a	8/19/2024	1.3	Yes	93	n/a	n/a	19.35	n/a	n/a	0.0002211	NP Inter (normality) 1 of 2
Boron (mg/L)	BGWC-18	0.043	n/a	8/19/2024	0.53	Yes	93	n/a	n/a	19.35	n/a	n/a	0.0002211	NP Inter (normality) 1 of 2
Boron (mg/L)	BGWC-19	0.043	n/a	8/19/2024	0.58	Yes	93	n/a	n/a	19.35	n/a	n/a	0.0002211	NP Inter (normality) 1 of 2
Boron (mg/L)	BGWC-20	0.043	n/a	8/20/2024	5.3	Yes	93	n/a	n/a	19.35	n/a	n/a	0.0002211	NP Inter (normality) 1 of 2
Boron (mg/L)	BGWC-22	0.043	n/a	8/21/2024	12	Yes	93	n/a	n/a	19.35	n/a	n/a	0.0002211	NP Inter (normality) 1 of 2
Boron (mg/L)	BGWC-23	0.043	n/a	8/22/2024	10.7	Yes	93	n/a	n/a	19.35	n/a	n/a	0.0002211	NP Inter (normality) 1 of 2
Boron (mg/L)	BGWC-24	0.043	n/a	8/21/2024	15.9	Yes	93	n/a	n/a	19.35	n/a	n/a	0.0002211	NP Inter (normality) 1 of 2
Boron (mg/L)	BGWC-25	0.043	n/a	8/20/2024	0.27	Yes	93	n/a	n/a	19.35	n/a	n/a	0.0002211	NP Inter (normality) 1 of 2
Boron (mg/L)	BGWC-30	0.043	n/a	8/22/2024	1.4	Yes	93	n/a	n/a	19.35	n/a	n/a	0.0002211	NP Inter (normality) 1 of 2
Boron (mg/L)	BGWC-51	0.043	n/a	8/20/2024	1.4	Yes	93	n/a	n/a	19.35	n/a	n/a	0.0002211	NP Inter (normality) 1 of 2
Boron (mg/L)	BGWC-52	0.043	n/a	8/20/2024	0.45	Yes	93	n/a	n/a	19.35	n/a	n/a	0.0002211	NP Inter (normality) 1 of 2
Boron (mg/L)	BGWC-7	0.043	n/a	8/16/2024	0.77	Yes	93	n/a	n/a	19.35	n/a	n/a	0.0002211	NP Inter (normality) 1 of 2
Boron (mg/L)	BGWC-9	0.043	n/a	8/19/2024	0.5	Yes	93	n/a	n/a	19.35	n/a	n/a	0.0002211	NP Inter (normality) 1 of 2
Calcium (mg/L)	BGWC-12	117	n/a	8/19/2024	204	Yes	93	n/a	n/a	0	n/a	n/a	0.0002211	NP Inter (normality) 1 of 2
Calcium (mg/L)	BGWC-14A	117	n/a	8/16/2024	227	Yes	93	n/a	n/a	0	n/a	n/a	0.0002211	NP Inter (normality) 1 of 2
Calcium (mg/L)	BGWC-16	117	n/a	8/19/2024	233	Yes	93	n/a	n/a	0	n/a	n/a	0.0002211	NP Inter (normality) 1 of 2
Calcium (mg/L)	BGWC-20	117	n/a	8/20/2024	345	Yes	93	n/a	n/a	0	n/a	n/a	0.0002211	NP Inter (normality) 1 of 2
Calcium (mg/L)	BGWC-22	117	n/a	8/21/2024	710	Yes	93	n/a	n/a	0	n/a	n/a	0.0002211	NP Inter (normality) 1 of 2
Calcium (mg/L)	BGWC-23	117	n/a	8/22/2024	391	Yes	93	n/a	n/a	0	n/a	n/a	0.0002211	NP Inter (normality) 1 of 2
Calcium (mg/L)	BGWC-24	117	n/a	8/21/2024	352	Yes	93	n/a	n/a	0	n/a	n/a	0.0002211	NP Inter (normality) 1 of 2
Calcium (mg/L)	BGWC-7	117	n/a	8/16/2024	120	Yes	93	n/a	n/a	0	n/a	n/a	0.0002211	NP Inter (normality) 1 of 2
Chloride (mg/L)	BGWC-10	8.782	n/a	8/20/2024	29.8	Yes	92	1.851	0.5238	0	None	sqrt(x)	0.000396	Param Inter 1 of 2
Chloride (mg/L)	BGWC-12	8.782	n/a	8/19/2024	14.3	Yes	92	1.851	0.5238	0	None	sqrt(x)	0.000396	Param Inter 1 of 2
Chloride (mg/L)	BGWC-14A	8.782	n/a	8/16/2024	19.7	Yes	92	1.851	0.5238	0	None	sqrt(x)	0.000396	Param Inter 1 of 2
Chloride (mg/L)	BGWC-16	8.782	n/a	8/19/2024	16.3	Yes	92	1.851	0.5238	0	None	sqrt(x)	0.000396	Param Inter 1 of 2
Chloride (mg/L)	BGWC-17	8.782	n/a	8/19/2024	41.7	Yes	92	1.851	0.5238	0	None	sqrt(x)	0.000396	Param Inter 1 of 2
Chloride (mg/L)	BGWC-20	8.782	n/a	8/20/2024	135	Yes	92	1.851	0.5238	0	None	sqrt(x)	0.000396	Param Inter 1 of 2
Chloride (mg/L)	BGWC-22	8.782	n/a	8/21/2024	815	Yes	92	1.851	0.5238	0	None	sqrt(x)	0.000396	Param Inter 1 of 2
Chloride (mg/L)	BGWC-23	8.782	n/a	8/22/2024	482	Yes	92	1.851	0.5238	0	None	sqrt(x)	0.000396	Param Inter 1 of 2
Chloride (mg/L)	BGWC-24	8.782	n/a	8/21/2024	352	Yes	92	1.851	0.5238	0	None	sqrt(x)	0.000396	Param Inter 1 of 2
Chloride (mg/L)	BGWC-25	8.782	n/a	8/20/2024	34	Yes	92	1.851	0.5238	0	None	sqrt(x)	0.000396	Param Inter 1 of 2
Chloride (mg/L)	BGWC-30	8.782	n/a	8/22/2024	72.4	Yes	92	1.851	0.5238	0	None	sqrt(x)	0.000396	Param Inter 1 of 2
Chloride (mg/L)	BGWC-51	8.782	n/a	8/20/2024	41.9	Yes	92	1.851	0.5238	0	None	sqrt(x)	0.000396	Param Inter 1 of 2
Chloride (mg/L)	BGWC-52	8.782	n/a	8/20/2024	15.4	Yes	92	1.851	0.5238	0	None	sqrt(x)	0.000396	Param Inter 1 of 2
Chloride (mg/L)	BGWC-9	8.782	n/a	8/19/2024	11.7	Yes	92	1.851	0.5238	0	None	sqrt(x)	0.000396	Param Inter 1 of 2
pH (s.u.)	BGWC-16	8.388	6.555	8/19/2024	6.48	Yes	104	7.471	0.4335	0	None	No	0.000198	Param Inter 1 of 2
pH (s.u.)	BGWC-22	8.388	6.555	8/21/2024	6.32	Yes	104	7.471	0.4335	0	None	No	0.000198	Param Inter 1 of 2
pH (s.u.)	BGWC-24	8.388	6.555	8/21/2024	6.38	Yes	104	7.471	0.4335	0	None	No	0.000198	Param Inter 1 of 2
Sulfate (mg/L)	BGWC-12	137.3	n/a	8/19/2024	419	Yes	92	2.619	1.084	0	None	ln(x)	0.000396	Param Inter 1 of 2
Sulfate (mg/L)	BGWC-14A	137.3	n/a	8/16/2024	492	Yes	92	2.619	1.084	0	None	ln(x)	0.000396	Param Inter 1 of 2
Sulfate (mg/L)	BGWC-16	137.3	n/a	8/19/2024	519	Yes	92	2.619	1.084	0	None	ln(x)	0.000396	Param Inter 1 of 2
Sulfate (mg/L)	BGWC-17	137.3	n/a	8/19/2024	138	Yes	92	2.619	1.084	0	None	ln(x)	0.000396	Param Inter 1 of 2
Sulfate (mg/L)	BGWC-20	137.3	n/a	8/20/2024	623	Yes	92	2.619	1.084	0	None	ln(x)	0.000396	Param Inter 1 of 2
Sulfate (mg/L)	BGWC-22	137.3	n/a	8/21/2024	537	Yes	92	2.619	1.084	0	None	ln(x)	0.000396	Param Inter 1 of 2
Sulfate (mg/L)	BGWC-23	137.3	n/a	8/22/2024	426	Yes	92	2.619	1.084	0	None	ln(x)	0.000396	Param Inter 1 of 2
Sulfate (mg/L)	BGWC-24	137.3	n/a	8/21/2024	242	Yes	92	2.619	1.084	0	None	ln(x)	0.000396	Param Inter 1 of 2
Sulfate (mg/L)	BGWC-7	137.3	n/a	8/16/2024	165	Yes	92	2.619	1.084	0	None	ln(x)	0.000396	Param Inter 1 of 2
Total Dissolved Solids (mg/L)	BGWC-12	421	n/a	8/19/2024	1090	Yes	91	n/a	n/a	0	n/a	n/a	0.0002297	NP Inter (normality) 1 of 2
Total Dissolved Solids (mg/L)	BGWC-14A	421	n/a	8/16/2024	1070	Yes	91	n/a	n/a	0	n/a	n/a	0.0002297	NP Inter (normality) 1 of 2
Total Dissolved Solids (mg/L)	BGWC-16	421	n/a	8/19/2024	1110	Yes	91	n/a	n/a	0	n/a	n/a	0.0002297	NP Inter (normality) 1 of 2
Total Dissolved Solids (mg/L)	BGWC-17	421	n/a	8/19/2024	524	Yes	91	n/a	n/a	0	n/a	n/a	0.0002297	NP Inter (normality) 1 of 2

Appendix III Interwell Prediction Limits - Significant Results

Plant Bowen Client: Southern Company Data: Bowen AP-1 Printed 10/11/2024, 11:15 AM

Constituent	Well	Upper Lim.	Lower Lim.	Date	Observ.	Sig.	Bg N	Bg Mean	Std. Dev.	%NDs	ND Adj.	Transform	Alpha	Method
Total Dissolved Solids (mg/L)	**BGWC-20**	**421**	**n/a**	**8/20/2024**	**1620**	**Yes**	**91**	**n/a**	**n/a**	**0**	**n/a**	**n/a**	**0.0002297**	**NP Inter (normality) 1 of 2**
Total Dissolved Solids (mg/L)	**BGWC-22**	**421**	**n/a**	**8/21/2024**	**2950**	**Yes**	**91**	**n/a**	**n/a**	**0**	**n/a**	**n/a**	**0.0002297**	**NP Inter (normality) 1 of 2**
Total Dissolved Solids (mg/L)	**BGWC-23**	**421**	**n/a**	**8/22/2024**	**2340**	**Yes**	**91**	**n/a**	**n/a**	**0**	**n/a**	**n/a**	**0.0002297**	**NP Inter (normality) 1 of 2**
Total Dissolved Solids (mg/L)	**BGWC-24**	**421**	**n/a**	**8/21/2024**	**1440**	**Yes**	**91**	**n/a**	**n/a**	**0**	**n/a**	**n/a**	**0.0002297**	**NP Inter (normality) 1 of 2**
Total Dissolved Solids (mg/L)	**BGWC-7**	**421**	**n/a**	**8/16/2024**	**578**	**Yes**	**91**	**n/a**	**n/a**	**0**	**n/a**	**n/a**	**0.0002297**	**NP Inter (normality) 1 of 2**
Total Dissolved Solids (mg/L)	**BGWC-9**	**421**	**n/a**	**8/19/2024**	**463**	**Yes**	**91**	**n/a**	**n/a**	**0**	**n/a**	**n/a**	**0.0002297**	**NP Inter (normality) 1 of 2**

Appendix III Interwell Prediction Limits - All Results

Plant Bowen Client: Southern Company Data: Bowen AP-1 Printed 10/11/2024, 11:15 AM

Constituent	Well	Upper Lim.	Lower Lim.	Date	Observ.	Sig.	Bg N	Bg Mean	Std. Dev.	%NDs	ND Adj.	Transform	Alpha	Method
Boron (mg/L)	**BGWC-10**	**0.043**	**n/a**	**8/20/2024**	**0.5**	**Yes**	**93**	**n/a**	**n/a**	**19.35**	**n/a**	**n/a**	**0.0002211**	**NP Inter (normality) 1 of 2**
Boron (mg/L)	**BGWC-12**	**0.043**	**n/a**	**8/19/2024**	**1.5**	**Yes**	**93**	**n/a**	**n/a**	**19.35**	**n/a**	**n/a**	**0.0002211**	**NP Inter (normality) 1 of 2**
Boron (mg/L)	**BGWC-14A**	**0.043**	**n/a**	**8/16/2024**	**1.7**	**Yes**	**93**	**n/a**	**n/a**	**19.35**	**n/a**	**n/a**	**0.0002211**	**NP Inter (normality) 1 of 2**
Boron (mg/L)	**BGWC-16**	**0.043**	**n/a**	**8/19/2024**	**2.5**	**Yes**	**93**	**n/a**	**n/a**	**19.35**	**n/a**	**n/a**	**0.0002211**	**NP Inter (normality) 1 of 2**
Boron (mg/L)	**BGWC-17**	**0.043**	**n/a**	**8/19/2024**	**1.3**	**Yes**	**93**	**n/a**	**n/a**	**19.35**	**n/a**	**n/a**	**0.0002211**	**NP Inter (normality) 1 of 2**
Boron (mg/L)	**BGWC-18**	**0.043**	**n/a**	**8/19/2024**	**0.53**	**Yes**	**93**	**n/a**	**n/a**	**19.35**	**n/a**	**n/a**	**0.0002211**	**NP Inter (normality) 1 of 2**
Boron (mg/L)	**BGWC-19**	**0.043**	**n/a**	**8/19/2024**	**0.58**	**Yes**	**93**	**n/a**	**n/a**	**19.35**	**n/a**	**n/a**	**0.0002211**	**NP Inter (normality) 1 of 2**
Boron (mg/L)	**BGWC-20**	**0.043**	**n/a**	**8/20/2024**	**5.3**	**Yes**	**93**	**n/a**	**n/a**	**19.35**	**n/a**	**n/a**	**0.0002211**	**NP Inter (normality) 1 of 2**
Boron (mg/L)	BGWC-21	0.043	n/a	8/22/2024	0.028J	No	93	n/a	n/a	19.35	n/a	n/a	0.0002211	NP Inter (normality) 1 of 2
Boron (mg/L)	**BGWC-22**	**0.043**	**n/a**	**8/21/2024**	**12**	**Yes**	**93**	**n/a**	**n/a**	**19.35**	**n/a**	**n/a**	**0.0002211**	**NP Inter (normality) 1 of 2**
Boron (mg/L)	**BGWC-23**	**0.043**	**n/a**	**8/22/2024**	**10.7**	**Yes**	**93**	**n/a**	**n/a**	**19.35**	**n/a**	**n/a**	**0.0002211**	**NP Inter (normality) 1 of 2**
Boron (mg/L)	**BGWC-24**	**0.043**	**n/a**	**8/21/2024**	**15.9**	**Yes**	**93**	**n/a**	**n/a**	**19.35**	**n/a**	**n/a**	**0.0002211**	**NP Inter (normality) 1 of 2**
Boron (mg/L)	**BGWC-25**	**0.043**	**n/a**	**8/20/2024**	**0.27**	**Yes**	**93**	**n/a**	**n/a**	**19.35**	**n/a**	**n/a**	**0.0002211**	**NP Inter (normality) 1 of 2**
Boron (mg/L)	**BGWC-30**	**0.043**	**n/a**	**8/22/2024**	**1.4**	**Yes**	**93**	**n/a**	**n/a**	**19.35**	**n/a**	**n/a**	**0.0002211**	**NP Inter (normality) 1 of 2**
Boron (mg/L)	**BGWC-51**	**0.043**	**n/a**	**8/20/2024**	**1.4**	**Yes**	**93**	**n/a**	**n/a**	**19.35**	**n/a**	**n/a**	**0.0002211**	**NP Inter (normality) 1 of 2**
Boron (mg/L)	**BGWC-52**	**0.043**	**n/a**	**8/20/2024**	**0.45**	**Yes**	**93**	**n/a**	**n/a**	**19.35**	**n/a**	**n/a**	**0.0002211**	**NP Inter (normality) 1 of 2**
Boron (mg/L)	**BGWC-7**	**0.043**	**n/a**	**8/16/2024**	**0.77**	**Yes**	**93**	**n/a**	**n/a**	**19.35**	**n/a**	**n/a**	**0.0002211**	**NP Inter (normality) 1 of 2**
Boron (mg/L)	BGWC-8	0.043	n/a	8/16/2024	0.023J	No	93	n/a	n/a	19.35	n/a	n/a	0.0002211	NP Inter (normality) 1 of 2
Boron (mg/L)	**BGWC-9**	**0.043**	**n/a**	**8/19/2024**	**0.5**	**Yes**	**93**	**n/a**	**n/a**	**19.35**	**n/a**	**n/a**	**0.0002211**	**NP Inter (normality) 1 of 2**
Calcium (mg/L)	BGWC-10	117	n/a	8/20/2024	73.1	No	93	n/a	n/a	0	n/a	n/a	0.0002211	NP Inter (normality) 1 of 2
Calcium (mg/L)	**BGWC-12**	**117**	**n/a**	**8/19/2024**	**204**	**Yes**	**93**	**n/a**	**n/a**	**0**	**n/a**	**n/a**	**0.0002211**	**NP Inter (normality) 1 of 2**
Calcium (mg/L)	**BGWC-14A**	**117**	**n/a**	**8/16/2024**	**227**	**Yes**	**93**	**n/a**	**n/a**	**0**	**n/a**	**n/a**	**0.0002211**	**NP Inter (normality) 1 of 2**
Calcium (mg/L)	**BGWC-16**	**117**	**n/a**	**8/19/2024**	**233**	**Yes**	**93**	**n/a**	**n/a**	**0**	**n/a**	**n/a**	**0.0002211**	**NP Inter (normality) 1 of 2**
Calcium (mg/L)	BGWC-17	117	n/a	8/19/2024	96	No	93	n/a	n/a	0	n/a	n/a	0.0002211	NP Inter (normality) 1 of 2
Calcium (mg/L)	BGWC-18	117	n/a	8/19/2024	68.4	No	93	n/a	n/a	0	n/a	n/a	0.0002211	NP Inter (normality) 1 of 2
Calcium (mg/L)	BGWC-19	117	n/a	8/19/2024	84.7	No	93	n/a	n/a	0	n/a	n/a	0.0002211	NP Inter (normality) 1 of 2
Calcium (mg/L)	**BGWC-20**	**117**	**n/a**	**8/20/2024**	**345**	**Yes**	**93**	**n/a**	**n/a**	**0**	**n/a**	**n/a**	**0.0002211**	**NP Inter (normality) 1 of 2**
Calcium (mg/L)	BGWC-21	117	n/a	8/22/2024	47.9	No	93	n/a	n/a	0	n/a	n/a	0.0002211	NP Inter (normality) 1 of 2
Calcium (mg/L)	**BGWC-22**	**117**	**n/a**	**8/21/2024**	**710**	**Yes**	**93**	**n/a**	**n/a**	**0**	**n/a**	**n/a**	**0.0002211**	**NP Inter (normality) 1 of 2**
Calcium (mg/L)	**BGWC-23**	**117**	**n/a**	**8/22/2024**	**391**	**Yes**	**93**	**n/a**	**n/a**	**0**	**n/a**	**n/a**	**0.0002211**	**NP Inter (normality) 1 of 2**
Calcium (mg/L)	**BGWC-24**	**117**	**n/a**	**8/21/2024**	**352**	**Yes**	**93**	**n/a**	**n/a**	**0**	**n/a**	**n/a**	**0.0002211**	**NP Inter (normality) 1 of 2**
Calcium (mg/L)	BGWC-25	117	n/a	8/20/2024	72	No	93	n/a	n/a	0	n/a	n/a	0.0002211	NP Inter (normality) 1 of 2
Calcium (mg/L)	BGWC-30	117	n/a	8/22/2024	69.5	No	93	n/a	n/a	0	n/a	n/a	0.0002211	NP Inter (normality) 1 of 2
Calcium (mg/L)	BGWC-51	117	n/a	8/20/2024	84.2	No	93	n/a	n/a	0	n/a	n/a	0.0002211	NP Inter (normality) 1 of 2
Calcium (mg/L)	BGWC-52	117	n/a	8/20/2024	53.4	No	93	n/a	n/a	0	n/a	n/a	0.0002211	NP Inter (normality) 1 of 2
Calcium (mg/L)	**BGWC-7**	**117**	**n/a**	**8/16/2024**	**120**	**Yes**	**93**	**n/a**	**n/a**	**0**	**n/a**	**n/a**	**0.0002211**	**NP Inter (normality) 1 of 2**
Calcium (mg/L)	BGWC-8	117	n/a	8/16/2024	42.8	No	93	n/a	n/a	0	n/a	n/a	0.0002211	NP Inter (normality) 1 of 2
Calcium (mg/L)	BGWC-9	117	n/a	8/19/2024	74.8	No	93	n/a	n/a	0	n/a	n/a	0.0002211	NP Inter (normality) 1 of 2
Chloride (mg/L)	**BGWC-10**	**8.782**	**n/a**	**8/20/2024**	**29.8**	**Yes**	**92**	**1.851**	**0.5238**	**0**	**None**	**sqrt(x)**	**0.000396**	**Param Inter 1 of 2**
Chloride (mg/L)	**BGWC-12**	**8.782**	**n/a**	**8/19/2024**	**14.3**	**Yes**	**92**	**1.851**	**0.5238**	**0**	**None**	**sqrt(x)**	**0.000396**	**Param Inter 1 of 2**
Chloride (mg/L)	**BGWC-14A**	**8.782**	**n/a**	**8/16/2024**	**19.7**	**Yes**	**92**	**1.851**	**0.5238**	**0**	**None**	**sqrt(x)**	**0.000396**	**Param Inter 1 of 2**
Chloride (mg/L)	**BGWC-16**	**8.782**	**n/a**	**8/19/2024**	**16.3**	**Yes**	**92**	**1.851**	**0.5238**	**0**	**None**	**sqrt(x)**	**0.000396**	**Param Inter 1 of 2**
Chloride (mg/L)	**BGWC-17**	**8.782**	**n/a**	**8/19/2024**	**41.7**	**Yes**	**92**	**1.851**	**0.5238**	**0**	**None**	**sqrt(x)**	**0.000396**	**Param Inter 1 of 2**
Chloride (mg/L)	BGWC-18	8.782	n/a	8/19/2024	7	No	92	1.851	0.5238	0	None	sqrt(x)	0.000396	Param Inter 1 of 2
Chloride (mg/L)	BGWC-19	8.782	n/a	8/19/2024	0.5ND	No	92	1.851	0.5238	0	None	sqrt(x)	0.000396	Param Inter 1 of 2
Chloride (mg/L)	**BGWC-20**	**8.782**	**n/a**	**8/20/2024**	**135**	**Yes**	**92**	**1.851**	**0.5238**	**0**	**None**	**sqrt(x)**	**0.000396**	**Param Inter 1 of 2**
Chloride (mg/L)	BGWC-21	8.782	n/a	8/22/2024	5.2	No	92	1.851	0.5238	0	None	sqrt(x)	0.000396	Param Inter 1 of 2
Chloride (mg/L)	**BGWC-22**	**8.782**	**n/a**	**8/21/2024**	**815**	**Yes**	**92**	**1.851**	**0.5238**	**0**	**None**	**sqrt(x)**	**0.000396**	**Param Inter 1 of 2**
Chloride (mg/L)	**BGWC-23**	**8.782**	**n/a**	**8/22/2024**	**482**	**Yes**	**92**	**1.851**	**0.5238**	**0**	**None**	**sqrt(x)**	**0.000396**	**Param Inter 1 of 2**
Chloride (mg/L)	**BGWC-24**	**8.782**	**n/a**	**8/21/2024**	**352**	**Yes**	**92**	**1.851**	**0.5238**	**0**	**None**	**sqrt(x)**	**0.000396**	**Param Inter 1 of 2**
Chloride (mg/L)	**BGWC-25**	**8.782**	**n/a**	**8/20/2024**	**34**	**Yes**	**92**	**1.851**	**0.5238**	**0**	**None**	**sqrt(x)**	**0.000396**	**Param Inter 1 of 2**
Chloride (mg/L)	**BGWC-30**	**8.782**	**n/a**	**8/22/2024**	**72.4**	**Yes**	**92**	**1.851**	**0.5238**	**0**	**None**	**sqrt(x)**	**0.000396**	**Param Inter 1 of 2**
Chloride (mg/L)	**BGWC-51**	**8.782**	**n/a**	**8/20/2024**	**41.9**	**Yes**	**92**	**1.851**	**0.5238**	**0**	**None**	**sqrt(x)**	**0.000396**	**Param Inter 1 of 2**
Chloride (mg/L)	**BGWC-52**	**8.782**	**n/a**	**8/20/2024**	**15.4**	**Yes**	**92**	**1.851**	**0.5238**	**0**	**None**	**sqrt(x)**	**0.000396**	**Param Inter 1 of 2**
Chloride (mg/L)	BGWC-7	8.782	n/a	8/16/2024	6.7	No	92	1.851	0.5238	0	None	sqrt(x)	0.000396	Param Inter 1 of 2

Appendix III Interwell Prediction Limits - All Results

Plant Bowen Client: Southern Company Data: Bowen AP-1 Printed 10/11/2024, 11:15 AM

Constituent	Well	Upper Lim.	Lower Lim.	Date	Observ.	Sig.	Bg N	Bg Mean	Std. Dev.	%NDs	ND Adj.	Transform	Alpha	Method
Chloride (mg/L)	BGWC-8	8.782	n/a	8/16/2024	1.6	No	92	1.851	0.5238	0	None	sqrt(x)	0.000396	Param Inter 1 of 2
Chloride (mg/L)	**BGWC-9**	**8.782**	**n/a**	**8/19/2024**	**11.7**	**Yes**	**92**	**1.851**	**0.5238**	**0**	**None**	**sqrt(x)**	**0.000396**	**Param Inter 1 of 2**
Fluoride (mg/L)	BGWC-10	0.57	n/a	8/20/2024	0.067J	No	103	n/a	n/a	43.69	n/a	n/a	0.0001823	NP Inter (normality) 1 of 2
Fluoride (mg/L)	BGWC-12	0.57	n/a	8/19/2024	0.088J	No	103	n/a	n/a	43.69	n/a	n/a	0.0001823	NP Inter (normality) 1 of 2
Fluoride (mg/L)	BGWC-14A	0.57	n/a	8/16/2024	0.082J	No	103	n/a	n/a	43.69	n/a	n/a	0.0001823	NP Inter (normality) 1 of 2
Fluoride (mg/L)	BGWC-16	0.57	n/a	8/19/2024	0.1	No	103	n/a	n/a	43.69	n/a	n/a	0.0001823	NP Inter (normality) 1 of 2
Fluoride (mg/L)	BGWC-17	0.57	n/a	8/19/2024	0.14	No	103	n/a	n/a	43.69	n/a	n/a	0.0001823	NP Inter (normality) 1 of 2
Fluoride (mg/L)	BGWC-18	0.57	n/a	8/19/2024	0.081J	No	103	n/a	n/a	43.69	n/a	n/a	0.0001823	NP Inter (normality) 1 of 2
Fluoride (mg/L)	BGWC-19	0.57	n/a	8/19/2024	0.1ND	No	103	n/a	n/a	43.69	n/a	n/a	0.0001823	NP Inter (normality) 1 of 2
Fluoride (mg/L)	BGWC-20	0.57	n/a	8/20/2024	0.072J	No	103	n/a	n/a	43.69	n/a	n/a	0.0001823	NP Inter (normality) 1 of 2
Fluoride (mg/L)	BGWC-21	0.57	n/a	8/22/2024	0.1ND	No	103	n/a	n/a	43.69	n/a	n/a	0.0001823	NP Inter (normality) 1 of 2
Fluoride (mg/L)	BGWC-22	0.57	n/a	8/21/2024	0.22	No	103	n/a	n/a	43.69	n/a	n/a	0.0001823	NP Inter (normality) 1 of 2
Fluoride (mg/L)	BGWC-23	0.57	n/a	8/22/2024	0.1ND	No	103	n/a	n/a	43.69	n/a	n/a	0.0001823	NP Inter (normality) 1 of 2
Fluoride (mg/L)	BGWC-24	0.57	n/a	8/21/2024	0.17	No	103	n/a	n/a	43.69	n/a	n/a	0.0001823	NP Inter (normality) 1 of 2
Fluoride (mg/L)	BGWC-25	0.57	n/a	8/20/2024	0.055J	No	103	n/a	n/a	43.69	n/a	n/a	0.0001823	NP Inter (normality) 1 of 2
Fluoride (mg/L)	BGWC-30	0.57	n/a	8/22/2024	0.087J	No	103	n/a	n/a	43.69	n/a	n/a	0.0001823	NP Inter (normality) 1 of 2
Fluoride (mg/L)	BGWC-51	0.57	n/a	8/20/2024	0.18	No	103	n/a	n/a	43.69	n/a	n/a	0.0001823	NP Inter (normality) 1 of 2
Fluoride (mg/L)	BGWC-52	0.57	n/a	8/20/2024	0.14	No	103	n/a	n/a	43.69	n/a	n/a	0.0001823	NP Inter (normality) 1 of 2
Fluoride (mg/L)	BGWC-7	0.57	n/a	8/16/2024	0.17	No	103	n/a	n/a	43.69	n/a	n/a	0.0001823	NP Inter (normality) 1 of 2
Fluoride (mg/L)	BGWC-8	0.57	n/a	8/16/2024	0.066J	No	103	n/a	n/a	43.69	n/a	n/a	0.0001823	NP Inter (normality) 1 of 2
Fluoride (mg/L)	BGWC-9	0.57	n/a	8/19/2024	0.1	No	103	n/a	n/a	43.69	n/a	n/a	0.0001823	NP Inter (normality) 1 of 2
pH (s.u.)	BGWC-10	8.388	6.555	8/20/2024	7.18	No	104	7.471	0.4335	0	None	No	0.000198	Param Inter 1 of 2
pH (s.u.)	BGWC-12	8.388	6.555	8/19/2024	6.95	No	104	7.471	0.4335	0	None	No	0.000198	Param Inter 1 of 2
pH (s.u.)	BGWC-14A	8.388	6.555	8/16/2024	6.83	No	104	7.471	0.4335	0	None	No	0.000198	Param Inter 1 of 2
pH (s.u.)	**BGWC-16**	**8.388**	**6.555**	**8/19/2024**	**6.48**	**Yes**	**104**	**7.471**	**0.4335**	**0**	**None**	**No**	**0.000198**	**Param Inter 1 of 2**
pH (s.u.)	BGWC-17	8.388	6.555	8/19/2024	7.26	No	104	7.471	0.4335	0	None	No	0.000198	Param Inter 1 of 2
pH (s.u.)	BGWC-18	8.388	6.555	8/19/2024	6.74	No	104	7.471	0.4335	0	None	No	0.000198	Param Inter 1 of 2
pH (s.u.)	BGWC-19	8.388	6.555	8/19/2024	6.8	No	104	7.471	0.4335	0	None	No	0.000198	Param Inter 1 of 2
pH (s.u.)	BGWC-20	8.388	6.555	8/20/2024	7.12	No	104	7.471	0.4335	0	None	No	0.000198	Param Inter 1 of 2
pH (s.u.)	BGWC-21	8.388	6.555	8/22/2024	7.65	No	104	7.471	0.4335	0	None	No	0.000198	Param Inter 1 of 2
pH (s.u.)	**BGWC-22**	**8.388**	**6.555**	**8/21/2024**	**6.32**	**Yes**	**104**	**7.471**	**0.4335**	**0**	**None**	**No**	**0.000198**	**Param Inter 1 of 2**
pH (s.u.)	BGWC-23	8.388	6.555	8/22/2024	6.7	No	104	7.471	0.4335	0	None	No	0.000198	Param Inter 1 of 2
pH (s.u.)	**BGWC-24**	**8.388**	**6.555**	**8/21/2024**	**6.38**	**Yes**	**104**	**7.471**	**0.4335**	**0**	**None**	**No**	**0.000198**	**Param Inter 1 of 2**
pH (s.u.)	BGWC-25	8.388	6.555	8/20/2024	7.01	No	104	7.471	0.4335	0	None	No	0.000198	Param Inter 1 of 2
pH (s.u.)	BGWC-30	8.388	6.555	8/22/2024	7.44	No	104	7.471	0.4335	0	None	No	0.000198	Param Inter 1 of 2
pH (s.u.)	BGWC-51	8.388	6.555	8/20/2024	7.24	No	104	7.471	0.4335	0	None	No	0.000198	Param Inter 1 of 2
pH (s.u.)	BGWC-52	8.388	6.555	8/20/2024	7.68	No	104	7.471	0.4335	0	None	No	0.000198	Param Inter 1 of 2
pH (s.u.)	BGWC-7	8.388	6.555	8/16/2024	6.84	No	104	7.471	0.4335	0	None	No	0.000198	Param Inter 1 of 2
pH (s.u.)	BGWC-8	8.388	6.555	8/16/2024	7.28	No	104	7.471	0.4335	0	None	No	0.000198	Param Inter 1 of 2
pH (s.u.)	BGWC-9	8.388	6.555	8/19/2024	6.86	No	104	7.471	0.4335	0	None	No	0.000198	Param Inter 1 of 2
Sulfate (mg/L)	BGWC-10	137.3	n/a	8/20/2024	92.6	No	92	2.619	1.084	0	None	ln(x)	0.000396	Param Inter 1 of 2
Sulfate (mg/L)	**BGWC-12**	**137.3**	**n/a**	**8/19/2024**	**419**	**Yes**	**92**	**2.619**	**1.084**	**0**	**None**	**ln(x)**	**0.000396**	**Param Inter 1 of 2**
Sulfate (mg/L)	**BGWC-14A**	**137.3**	**n/a**	**8/16/2024**	**492**	**Yes**	**92**	**2.619**	**1.084**	**0**	**None**	**ln(x)**	**0.000396**	**Param Inter 1 of 2**
Sulfate (mg/L)	**BGWC-16**	**137.3**	**n/a**	**8/19/2024**	**519**	**Yes**	**92**	**2.619**	**1.084**	**0**	**None**	**ln(x)**	**0.000396**	**Param Inter 1 of 2**
Sulfate (mg/L)	**BGWC-17**	**137.3**	**n/a**	**8/19/2024**	**138**	**Yes**	**92**	**2.619**	**1.084**	**0**	**None**	**ln(x)**	**0.000396**	**Param Inter 1 of 2**
Sulfate (mg/L)	BGWC-18	137.3	n/a	8/19/2024	63	No	92	2.619	1.084	0	None	ln(x)	0.000396	Param Inter 1 of 2
Sulfate (mg/L)	BGWC-19	137.3	n/a	8/19/2024	0.5ND	No	92	2.619	1.084	0	None	ln(x)	0.000396	Param Inter 1 of 2
Sulfate (mg/L)	**BGWC-20**	**137.3**	**n/a**	**8/20/2024**	**623**	**Yes**	**92**	**2.619**	**1.084**	**0**	**None**	**ln(x)**	**0.000396**	**Param Inter 1 of 2**
Sulfate (mg/L)	BGWC-21	137.3	n/a	8/22/2024	56.5	No	92	2.619	1.084	0	None	ln(x)	0.000396	Param Inter 1 of 2
Sulfate (mg/L)	**BGWC-22**	**137.3**	**n/a**	**8/21/2024**	**537**	**Yes**	**92**	**2.619**	**1.084**	**0**	**None**	**ln(x)**	**0.000396**	**Param Inter 1 of 2**
Sulfate (mg/L)	**BGWC-23**	**137.3**	**n/a**	**8/22/2024**	**426**	**Yes**	**92**	**2.619**	**1.084**	**0**	**None**	**ln(x)**	**0.000396**	**Param Inter 1 of 2**
Sulfate (mg/L)	**BGWC-24**	**137.3**	**n/a**	**8/21/2024**	**242**	**Yes**	**92**	**2.619**	**1.084**	**0**	**None**	**ln(x)**	**0.000396**	**Param Inter 1 of 2**
Sulfate (mg/L)	BGWC-25	137.3	n/a	8/20/2024	42	No	92	2.619	1.084	0	None	ln(x)	0.000396	Param Inter 1 of 2
Sulfate (mg/L)	BGWC-30	137.3	n/a	8/22/2024	32.9	No	92	2.619	1.084	0	None	ln(x)	0.000396	Param Inter 1 of 2
Sulfate (mg/L)	BGWC-51	137.3	n/a	8/20/2024	58.9	No	92	2.619	1.084	0	None	ln(x)	0.000396	Param Inter 1 of 2

Appendix III Interwell Prediction Limits - All Results

Plant Bowen Client: Southern Company Data: Bowen AP-1 Printed 10/11/2024, 11:15 AM

Constituent	Well	Upper Lim.	Lower Lim.	Date	Observ.	Sig.	Bg N	Bg Mean	Std. Dev.	%NDs	ND Adj.	Transform	Alpha	Method
Sulfate (mg/L)	BGWC-52	137.3	n/a	8/20/2024	45.6	No	92	2.619	1.084	0	None	ln(x)	0.000396	Param Inter 1 of 2
Sulfate (mg/L)	**BGWC-7**	**137.3**	**n/a**	**8/16/2024**	**165**	**Yes**	**92**	**2.619**	**1.084**	**0**	**None**	**ln(x)**	**0.000396**	**Param Inter 1 of 2**
Sulfate (mg/L)	BGWC-8	137.3	n/a	8/16/2024	15.1	No	92	2.619	1.084	0	None	ln(x)	0.000396	Param Inter 1 of 2
Sulfate (mg/L)	BGWC-9	137.3	n/a	8/19/2024	87	No	92	2.619	1.084	0	None	ln(x)	0.000396	Param Inter 1 of 2
Total Dissolved Solids (mg/L)	BGWC-10	421	n/a	8/20/2024	409	No	91	n/a	n/a	0	n/a	n/a	0.0002297	NP Inter (normality) 1 of 2
Total Dissolved Solids (mg/L)	**BGWC-12**	**421**	**n/a**	**8/19/2024**	**1090**	**Yes**	**91**	**n/a**	**n/a**	**0**	**n/a**	**n/a**	**0.0002297**	**NP Inter (normality) 1 of 2**
Total Dissolved Solids (mg/L)	**BGWC-14A**	**421**	**n/a**	**8/16/2024**	**1070**	**Yes**	**91**	**n/a**	**n/a**	**0**	**n/a**	**n/a**	**0.0002297**	**NP Inter (normality) 1 of 2**
Total Dissolved Solids (mg/L)	**BGWC-16**	**421**	**n/a**	**8/19/2024**	**1110**	**Yes**	**91**	**n/a**	**n/a**	**0**	**n/a**	**n/a**	**0.0002297**	**NP Inter (normality) 1 of 2**
Total Dissolved Solids (mg/L)	**BGWC-17**	**421**	**n/a**	**8/19/2024**	**524**	**Yes**	**91**	**n/a**	**n/a**	**0**	**n/a**	**n/a**	**0.0002297**	**NP Inter (normality) 1 of 2**
Total Dissolved Solids (mg/L)	BGWC-18	421	n/a	8/19/2024	335	No	91	n/a	n/a	0	n/a	n/a	0.0002297	NP Inter (normality) 1 of 2
Total Dissolved Solids (mg/L)	BGWC-19	421	n/a	8/19/2024	401	No	91	n/a	n/a	0	n/a	n/a	0.0002297	NP Inter (normality) 1 of 2
Total Dissolved Solids (mg/L)	**BGWC-20**	**421**	**n/a**	**8/20/2024**	**1620**	**Yes**	**91**	**n/a**	**n/a**	**0**	**n/a**	**n/a**	**0.0002297**	**NP Inter (normality) 1 of 2**
Total Dissolved Solids (mg/L)	BGWC-21	421	n/a	8/22/2024	249	No	91	n/a	n/a	0	n/a	n/a	0.0002297	NP Inter (normality) 1 of 2
Total Dissolved Solids (mg/L)	**BGWC-22**	**421**	**n/a**	**8/21/2024**	**2950**	**Yes**	**91**	**n/a**	**n/a**	**0**	**n/a**	**n/a**	**0.0002297**	**NP Inter (normality) 1 of 2**
Total Dissolved Solids (mg/L)	**BGWC-23**	**421**	**n/a**	**8/22/2024**	**2340**	**Yes**	**91**	**n/a**	**n/a**	**0**	**n/a**	**n/a**	**0.0002297**	**NP Inter (normality) 1 of 2**
Total Dissolved Solids (mg/L)	**BGWC-24**	**421**	**n/a**	**8/21/2024**	**1440**	**Yes**	**91**	**n/a**	**n/a**	**0**	**n/a**	**n/a**	**0.0002297**	**NP Inter (normality) 1 of 2**
Total Dissolved Solids (mg/L)	BGWC-25	421	n/a	8/20/2024	332	No	91	n/a	n/a	0	n/a	n/a	0.0002297	NP Inter (normality) 1 of 2
Total Dissolved Solids (mg/L)	BGWC-30	421	n/a	8/22/2024	344	No	91	n/a	n/a	0	n/a	n/a	0.0002297	NP Inter (normality) 1 of 2
Total Dissolved Solids (mg/L)	BGWC-51	421	n/a	8/20/2024	367	No	91	n/a	n/a	0	n/a	n/a	0.0002297	NP Inter (normality) 1 of 2
Total Dissolved Solids (mg/L)	BGWC-52	421	n/a	8/20/2024	227	No	91	n/a	n/a	0	n/a	n/a	0.0002297	NP Inter (normality) 1 of 2
Total Dissolved Solids (mg/L)	**BGWC-7**	**421**	**n/a**	**8/16/2024**	**578**	**Yes**	**91**	**n/a**	**n/a**	**0**	**n/a**	**n/a**	**0.0002297**	**NP Inter (normality) 1 of 2**
Total Dissolved Solids (mg/L)	BGWC-8	421	n/a	8/16/2024	173	No	91	n/a	n/a	0	n/a	n/a	0.0002297	NP Inter (normality) 1 of 2
Total Dissolved Solids (mg/L)	**BGWC-9**	**421**	**n/a**	**8/19/2024**	**463**	**Yes**	**91**	**n/a**	**n/a**	**0**	**n/a**	**n/a**	**0.0002297**	**NP Inter (normality) 1 of 2**

Appendix III Trend Tests - Significant Results

Plant Bowen Client: Southern Company Data: Bowen AP-1 Printed 10/11/2024, 11:19 AM

Constituent	Well	Slope	Calc.	Critical	Sig.	N	%NDs	Normality	Alpha	Method
Boron (mg/L)	BGWC-12	0.06724	170	98	Yes	23	0	n/a	0.01	NP
Boron (mg/L)	BGWC-14A	0.1778	60	58	Yes	16	0	n/a	0.01	NP
Boron (mg/L)	BGWC-17	-0.05123	-104	-98	Yes	23	0	n/a	0.01	NP
Boron (mg/L)	BGWC-18	-0.06125	-155	-98	Yes	23	0	n/a	0.01	NP
Boron (mg/L)	BGWC-19	-0.04592	-105	-98	Yes	23	0	n/a	0.01	NP
Boron (mg/L)	BGWC-20	0.2487	147	98	Yes	23	0	n/a	0.01	NP
Boron (mg/L)	BGWC-22	1.1	210	146	Yes	30	0	n/a	0.01	NP
Boron (mg/L)	BGWC-23	1.306	160	111	Yes	25	0	n/a	0.01	NP
Boron (mg/L)	BGWC-25	0.006354	135	98	Yes	23	0	n/a	0.01	NP
Boron (mg/L)	BGWC-30	-2.769	-179	-118	Yes	26	0	n/a	0.01	NP
Boron (mg/L)	BGWC-51	-7.706	-39	-30	Yes	10	0	n/a	0.01	NP
Boron (mg/L)	BGWC-52	-2.937	-34	-30	Yes	10	0	n/a	0.01	NP
Boron (mg/L)	BGWC-7	-0.1574	-194	-98	Yes	23	0	n/a	0.01	NP
Boron (mg/L)	BGWC-9	-0.02828	-121	-98	Yes	23	0	n/a	0.01	NP
Calcium (mg/L)	BGWA-2 (bg)	2.723	189	105	Yes	24	0	n/a	0.01	NP
Calcium (mg/L)	BGWA-33 (bg)	9.5	50	43	Yes	13	0	n/a	0.01	NP
Calcium (mg/L)	BGWC-12	14.68	227	98	Yes	23	0	n/a	0.01	NP
Calcium (mg/L)	BGWC-14A	16.51	60	58	Yes	16	0	n/a	0.01	NP
Calcium (mg/L)	BGWC-16	10.75	165	98	Yes	23	0	n/a	0.01	NP
Calcium (mg/L)	BGWC-20	14.67	192	98	Yes	23	0	n/a	0.01	NP
Calcium (mg/L)	BGWC-22	49.23	230	124	Yes	27	0	n/a	0.01	NP
Calcium (mg/L)	BGWC-23	49.73	152	111	Yes	25	0	n/a	0.01	NP
Chloride (mg/L)	BGWA-29 (bg)	-0.1066	-174	-105	Yes	24	0	n/a	0.01	NP
Chloride (mg/L)	BGWA-47D (bg)	-0.3465	-88	-58	Yes	16	0	n/a	0.01	NP
Chloride (mg/L)	BGWC-10	1.222	186	98	Yes	23	0	n/a	0.01	NP
Chloride (mg/L)	BGWC-12	-4.321	-234	-98	Yes	23	0	n/a	0.01	NP
Chloride (mg/L)	BGWC-16	-3.311	-188	-98	Yes	23	0	n/a	0.01	NP
Chloride (mg/L)	BGWC-22	47.27	162	124	Yes	27	0	n/a	0.01	NP
Chloride (mg/L)	BGWC-23	53.05	118	111	Yes	25	0	n/a	0.01	NP
Chloride (mg/L)	BGWC-24	-181.8	-174	-118	Yes	26	0	n/a	0.01	NP
Chloride (mg/L)	BGWC-25	0.4244	121	98	Yes	23	0	n/a	0.01	NP
Chloride (mg/L)	BGWC-30	-107.8	-199	-118	Yes	26	0	n/a	0.01	NP
Chloride (mg/L)	BGWC-51	-238.5	-39	-30	Yes	10	0	n/a	0.01	NP
Chloride (mg/L)	BGWC-52	-148.9	-33	-30	Yes	10	0	n/a	0.01	NP
Chloride (mg/L)	BGWC-9	-3.835	-142	-98	Yes	23	0	n/a	0.01	NP
pH (s.u.)	BGWA-2 (bg)	-0.05738	-191	-131	Yes	28	0	n/a	0.01	NP
pH (s.u.)	BGWA-33 (bg)	-0.2469	-66	-53	Yes	15	0	n/a	0.01	NP
pH (s.u.)	BGWA-47D (bg)	-0.1044	-92	-63	Yes	17	0	n/a	0.01	NP
pH (s.u.)	BGWC-16	-0.06182	-246	-124	Yes	27	0	n/a	0.01	NP
pH (s.u.)	BGWC-22	-0.07524	-374	-167	Yes	33	0	n/a	0.01	NP
pH (s.u.)	BGWC-24	-0.05237	-235	-146	Yes	30	0	n/a	0.01	NP
Sulfate (mg/L)	BGWA-2 (bg)	1.176	203	105	Yes	24	0	n/a	0.01	NP
Sulfate (mg/L)	BGWC-12	32.79	192	98	Yes	23	0	n/a	0.01	NP
Sulfate (mg/L)	BGWC-16	24.56	170	98	Yes	23	0	n/a	0.01	NP
Sulfate (mg/L)	BGWC-24	-48.74	-141	-118	Yes	26	0	n/a	0.01	NP
Sulfate (mg/L)	BGWC-7	-36.79	-162	-98	Yes	23	0	n/a	0.01	NP
Total Dissolved Solids (mg/L)	BGWA-2 (bg)	7.075	127	98	Yes	23	0	n/a	0.01	NP
Total Dissolved Solids (mg/L)	BGWC-12	71.03	185	98	Yes	23	0	n/a	0.01	NP
Total Dissolved Solids (mg/L)	BGWC-16	44.62	149	98	Yes	23	0	n/a	0.01	NP
Total Dissolved Solids (mg/L)	BGWC-20	44.85	140	98	Yes	23	0	n/a	0.01	NP
Total Dissolved Solids (mg/L)	BGWC-22	170.9	136	105	Yes	24	0	n/a	0.01	NP
Total Dissolved Solids (mg/L)	BGWC-23	156.7	107	98	Yes	23	0	n/a	0.01	NP
Total Dissolved Solids (mg/L)	BGWC-24	-346.9	-116	-105	Yes	24	0	n/a	0.01	NP
Total Dissolved Solids (mg/L)	BGWC-7	-43.23	-169	-98	Yes	23	0	n/a	0.01	NP

Appendix III Trend Tests - All Results

Plant Bowen Client: Southern Company Data: Bowen AP-1 Printed 10/11/2024, 11:19 AM

Constituent	Well	Slope	Calc.	Critical	Sig.	N	%NDs	Normality	Alpha	Method
Boron (mg/L)	BGWA-2 (bg)	0.000202	17	105	No	24	12.5	n/a	0.01	NP
Boron (mg/L)	BGWA-29 (bg)	0	17	105	No	24	58.33	n/a	0.01	NP
Boron (mg/L)	BGWA-33 (bg)	-0.002369	-24	-43	No	13	7.692	n/a	0.01	NP
Boron (mg/L)	BGWA-47D (bg)	-0.001254	-29	-58	No	16	0	n/a	0.01	NP
Boron (mg/L)	BGWA-48D (bg)	-0.0001931	-4	-58	No	16	0	n/a	0.01	NP
Boron (mg/L)	BGWC-10	0.002458	43	98	No	23	0	n/a	0.01	NP
Boron (mg/L)	**BGWC-12**	**0.06724**	**170**	**98**	**Yes**	**23**	**0**	**n/a**	**0.01**	**NP**
Boron (mg/L)	**BGWC-14A**	**0.1778**	**60**	**58**	**Yes**	**16**	**0**	**n/a**	**0.01**	**NP**
Boron (mg/L)	BGWC-16	0.03167	45	98	No	23	0	n/a	0.01	NP
Boron (mg/L)	**BGWC-17**	**-0.05123**	**-104**	**-98**	**Yes**	**23**	**0**	**n/a**	**0.01**	**NP**
Boron (mg/L)	**BGWC-18**	**-0.06125**	**-155**	**-98**	**Yes**	**23**	**0**	**n/a**	**0.01**	**NP**
Boron (mg/L)	**BGWC-19**	**-0.04592**	**-105**	**-98**	**Yes**	**23**	**0**	**n/a**	**0.01**	**NP**
Boron (mg/L)	**BGWC-20**	**0.2487**	**147**	**98**	**Yes**	**23**	**0**	**n/a**	**0.01**	**NP**
Boron (mg/L)	**BGWC-22**	**1.1**	**210**	**146**	**Yes**	**30**	**0**	**n/a**	**0.01**	**NP**
Boron (mg/L)	**BGWC-23**	**1.306**	**160**	**111**	**Yes**	**25**	**0**	**n/a**	**0.01**	**NP**
Boron (mg/L)	BGWC-24	-1.533	-94	-118	No	26	0	n/a	0.01	NP
Boron (mg/L)	**BGWC-25**	**0.006354**	**135**	**98**	**Yes**	**23**	**0**	**n/a**	**0.01**	**NP**
Boron (mg/L)	**BGWC-30**	**-2.769**	**-179**	**-118**	**Yes**	**26**	**0**	**n/a**	**0.01**	**NP**
Boron (mg/L)	**BGWC-51**	**-7.706**	**-39**	**-30**	**Yes**	**10**	**0**	**n/a**	**0.01**	**NP**
Boron (mg/L)	**BGWC-52**	**-2.937**	**-34**	**-30**	**Yes**	**10**	**0**	**n/a**	**0.01**	**NP**
Boron (mg/L)	**BGWC-7**	**-0.1574**	**-194**	**-98**	**Yes**	**23**	**0**	**n/a**	**0.01**	**NP**
Boron (mg/L)	**BGWC-9**	**-0.02828**	**-121**	**-98**	**Yes**	**23**	**0**	**n/a**	**0.01**	**NP**
Calcium (mg/L)	**BGWA-2 (bg)**	**2.723**	**189**	**105**	**Yes**	**24**	**0**	**n/a**	**0.01**	**NP**
Calcium (mg/L)	BGWA-29 (bg)	0.03009	14	105	No	24	0	n/a	0.01	NP
Calcium (mg/L)	**BGWA-33 (bg)**	**9.5**	**50**	**43**	**Yes**	**13**	**0**	**n/a**	**0.01**	**NP**
Calcium (mg/L)	BGWA-47D (bg)	0.6934	7	58	No	16	0	n/a	0.01	NP
Calcium (mg/L)	BGWA-48D (bg)	-1.496	-14	-58	No	16	0	n/a	0.01	NP
Calcium (mg/L)	**BGWC-12**	**14.68**	**227**	**98**	**Yes**	**23**	**0**	**n/a**	**0.01**	**NP**
Calcium (mg/L)	**BGWC-14A**	**16.51**	**60**	**58**	**Yes**	**16**	**0**	**n/a**	**0.01**	**NP**
Calcium (mg/L)	**BGWC-16**	**10.75**	**165**	**98**	**Yes**	**23**	**0**	**n/a**	**0.01**	**NP**
Calcium (mg/L)	**BGWC-20**	**14.67**	**192**	**98**	**Yes**	**23**	**0**	**n/a**	**0.01**	**NP**
Calcium (mg/L)	**BGWC-22**	**49.23**	**230**	**124**	**Yes**	**27**	**0**	**n/a**	**0.01**	**NP**
Calcium (mg/L)	**BGWC-23**	**49.73**	**152**	**111**	**Yes**	**25**	**0**	**n/a**	**0.01**	**NP**
Calcium (mg/L)	BGWC-24	-61.47	-109	-118	No	26	0	n/a	0.01	NP
Calcium (mg/L)	BGWC-7	-2.481	-95	-98	No	23	0	n/a	0.01	NP
Chloride (mg/L)	BGWA-2 (bg)	0.1216	87	105	No	24	0	n/a	0.01	NP
Chloride (mg/L)	**BGWA-29 (bg)**	**-0.1066**	**-174**	**-105**	**Yes**	**24**	**0**	**n/a**	**0.01**	**NP**
Chloride (mg/L)	BGWA-33 (bg)	-0.2506	-21	-38	No	12	0	n/a	0.01	NP
Chloride (mg/L)	**BGWA-47D (bg)**	**-0.3465**	**-88**	**-58**	**Yes**	**16**	**0**	**n/a**	**0.01**	**NP**
Chloride (mg/L)	BGWA-48D (bg)	0.2106	12	58	No	16	0	n/a	0.01	NP
Chloride (mg/L)	**BGWC-10**	**1.222**	**186**	**98**	**Yes**	**23**	**0**	**n/a**	**0.01**	**NP**
Chloride (mg/L)	**BGWC-12**	**-4.321**	**-234**	**-98**	**Yes**	**23**	**0**	**n/a**	**0.01**	**NP**
Chloride (mg/L)	BGWC-14A	-0.8616	-25	-58	No	16	0	n/a	0.01	NP
Chloride (mg/L)	**BGWC-16**	**-3.311**	**-188**	**-98**	**Yes**	**23**	**0**	**n/a**	**0.01**	**NP**
Chloride (mg/L)	BGWC-17	0.5454	41	98	No	23	0	n/a	0.01	NP
Chloride (mg/L)	BGWC-20	0.9772	70	98	No	23	0	n/a	0.01	NP
Chloride (mg/L)	**BGWC-22**	**47.27**	**162**	**124**	**Yes**	**27**	**0**	**n/a**	**0.01**	**NP**
Chloride (mg/L)	**BGWC-23**	**53.05**	**118**	**111**	**Yes**	**25**	**0**	**n/a**	**0.01**	**NP**
Chloride (mg/L)	**BGWC-24**	**-181.8**	**-174**	**-118**	**Yes**	**26**	**0**	**n/a**	**0.01**	**NP**
Chloride (mg/L)	**BGWC-25**	**0.4244**	**121**	**98**	**Yes**	**23**	**0**	**n/a**	**0.01**	**NP**
Chloride (mg/L)	**BGWC-30**	**-107.8**	**-199**	**-118**	**Yes**	**26**	**0**	**n/a**	**0.01**	**NP**
Chloride (mg/L)	**BGWC-51**	**-238.5**	**-39**	**-30**	**Yes**	**10**	**0**	**n/a**	**0.01**	**NP**
Chloride (mg/L)	**BGWC-52**	**-148.9**	**-33**	**-30**	**Yes**	**10**	**0**	**n/a**	**0.01**	**NP**
Chloride (mg/L)	**BGWC-9**	**-3.835**	**-142**	**-98**	**Yes**	**23**	**0**	**n/a**	**0.01**	**NP**
pH (s.u.)	**BGWA-2 (bg)**	**-0.05738**	**-191**	**-131**	**Yes**	**28**	**0**	**n/a**	**0.01**	**NP**

Appendix III Trend Tests - All Results

Plant Bowen Client: Southern Company Data: Bowen AP-1 Printed 10/11/2024, 11:19 AM

Constituent	Well	Slope	Calc.	Critical	Sig.	N	%NDs	Normality	Alpha	Method
pH (s.u.)	BGWA-29 (bg)	-0.01424	-51	-124	No	27	0	n/a	0.01	NP
pH (s.u.)	**BGWA-33 (bg)**	**-0.2469**	**-66**	**-53**	**Yes**	**15**	**0**	**n/a**	**0.01**	**NP**
pH (s.u.)	**BGWA-47D (bg)**	**-0.1044**	**-92**	**-63**	**Yes**	**17**	**0**	**n/a**	**0.01**	**NP**
pH (s.u.)	BGWA-48D (bg)	-0.0891	-35	-63	No	17	0	n/a	0.01	NP
pH (s.u.)	**BGWC-16**	**-0.06182**	**-246**	**-124**	**Yes**	**27**	**0**	**n/a**	**0.01**	**NP**
pH (s.u.)	**BGWC-22**	**-0.07524**	**-374**	**-167**	**Yes**	**33**	**0**	**n/a**	**0.01**	**NP**
pH (s.u.)	**BGWC-24**	**-0.05237**	**-235**	**-146**	**Yes**	**30**	**0**	**n/a**	**0.01**	**NP**
Sulfate (mg/L)	**BGWA-2 (bg)**	**1.176**	**203**	**105**	**Yes**	**24**	**0**	**n/a**	**0.01**	**NP**
Sulfate (mg/L)	BGWA-29 (bg)	-0.4115	-102	-105	No	24	0	n/a	0.01	NP
Sulfate (mg/L)	BGWA-33 (bg)	-0.8079	-30	-38	No	12	0	n/a	0.01	NP
Sulfate (mg/L)	BGWA-47D (bg)	0.9799	21	58	No	16	0	n/a	0.01	NP
Sulfate (mg/L)	BGWA-48D (bg)	-1.052	-10	-58	No	16	0	n/a	0.01	NP
Sulfate (mg/L)	**BGWC-12**	**32.79**	**192**	**98**	**Yes**	**23**	**0**	**n/a**	**0.01**	**NP**
Sulfate (mg/L)	BGWC-14A	47.83	53	58	No	16	0	n/a	0.01	NP
Sulfate (mg/L)	**BGWC-16**	**24.56**	**170**	**98**	**Yes**	**23**	**0**	**n/a**	**0.01**	**NP**
Sulfate (mg/L)	BGWC-17	-0.4171	-21	-98	No	23	0	n/a	0.01	NP
Sulfate (mg/L)	BGWC-20	4.531	57	98	No	23	0	n/a	0.01	NP
Sulfate (mg/L)	BGWC-22	-3.375	-11	-124	No	27	0	n/a	0.01	NP
Sulfate (mg/L)	BGWC-23	3.82	19	111	No	25	0	n/a	0.01	NP
Sulfate (mg/L)	**BGWC-24**	**-48.74**	**-141**	**-118**	**Yes**	**26**	**0**	**n/a**	**0.01**	**NP**
Sulfate (mg/L)	**BGWC-7**	**-36.79**	**-162**	**-98**	**Yes**	**23**	**0**	**n/a**	**0.01**	**NP**
Total Dissolved Solids (mg/L)	**BGWA-2 (bg)**	**7.075**	**127**	**98**	**Yes**	**23**	**0**	**n/a**	**0.01**	**NP**
Total Dissolved Solids (mg/L)	BGWA-29 (bg)	-1.775	-63	-98	No	23	0	n/a	0.01	NP
Total Dissolved Solids (mg/L)	BGWA-33 (bg)	31.27	30	43	No	13	0	n/a	0.01	NP
Total Dissolved Solids (mg/L)	BGWA-47D (bg)	4.111	29	58	No	16	0	n/a	0.01	NP
Total Dissolved Solids (mg/L)	BGWA-48D (bg)	4.251	11	58	No	16	0	n/a	0.01	NP
Total Dissolved Solids (mg/L)	**BGWC-12**	**71.03**	**185**	**98**	**Yes**	**23**	**0**	**n/a**	**0.01**	**NP**
Total Dissolved Solids (mg/L)	BGWC-14A	77.86	56	58	No	16	0	n/a	0.01	NP
Total Dissolved Solids (mg/L)	**BGWC-16**	**44.62**	**149**	**98**	**Yes**	**23**	**0**	**n/a**	**0.01**	**NP**
Total Dissolved Solids (mg/L)	BGWC-17	5.448	47	98	No	23	0	n/a	0.01	NP
Total Dissolved Solids (mg/L)	**BGWC-20**	**44.85**	**140**	**98**	**Yes**	**23**	**0**	**n/a**	**0.01**	**NP**
Total Dissolved Solids (mg/L)	**BGWC-22**	**170.9**	**136**	**105**	**Yes**	**24**	**0**	**n/a**	**0.01**	**NP**
Total Dissolved Solids (mg/L)	**BGWC-23**	**156.7**	**107**	**98**	**Yes**	**23**	**0**	**n/a**	**0.01**	**NP**
Total Dissolved Solids (mg/L)	**BGWC-24**	**-346.9**	**-116**	**-105**	**Yes**	**24**	**0**	**n/a**	**0.01**	**NP**
Total Dissolved Solids (mg/L)	**BGWC-7**	**-43.23**	**-169**	**-98**	**Yes**	**23**	**0**	**n/a**	**0.01**	**NP**
Total Dissolved Solids (mg/L)	BGWC-9	-7.391	-66	-98	No	23	0	n/a	0.01	NP

Upper Tolerance Limits

Plant Bowen Client: Southern Company Data: Bowen AP-1 Printed 10/11/2024, 11:21 AM

Constituent	Upper Lim.	Bg N	Bg Mean	Std. Dev.	%NDs	ND Adj.	Transform	Alpha	Method
Antimony (mg/L)	0.0042	90	n/a	n/a	62.22	n/a	n/a	0.009888	NP Inter(NDs)
Arsenic (mg/L)	0.01	100	n/a	n/a	52	n/a	n/a	0.005921	NP Inter(NDs)
Barium (mg/L)	0.218	100	n/a	n/a	0	n/a	n/a	0.005921	NP Inter(normality)
Beryllium (mg/L)	0.0005	96	n/a	n/a	98.96	n/a	n/a	0.007269	NP Inter(NDs)
Cadmium (mg/L)	0.0005	100	n/a	n/a	98	n/a	n/a	0.005921	NP Inter(NDs)
Chromium (mg/L)	0.005	96	n/a	n/a	67.71	n/a	n/a	0.007269	NP Inter(NDs)
Cobalt (mg/L)	0.005	101	n/a	n/a	89.11	n/a	n/a	0.005625	NP Inter(NDs)
Combined Radium 226 + 228 (pCi/L)	1.634	98	0.8109	0.4272	0	None	No	0.05	Inter
Fluoride (mg/L)	0.57	103	n/a	n/a	43.69	n/a	n/a	0.005076	NP Inter(normality)
Lead (mg/L)	0.0024	96	n/a	n/a	71.88	n/a	n/a	0.007269	NP Inter(NDs)
Lithium (mg/L)	0.03	100	n/a	n/a	84	n/a	n/a	0.005921	NP Inter(NDs)
Mercury (mg/L)	0.00022	96	n/a	n/a	91.67	n/a	n/a	0.007269	NP Inter(NDs)
Molybdenum (mg/L)	0.034	102	n/a	n/a	54.9	n/a	n/a	0.005343	NP Inter(NDs)
Selenium (mg/L)	0.005	96	n/a	n/a	85.42	n/a	n/a	0.007269	NP Inter(NDs)
Thallium (mg/L)	0.001	100	n/a	n/a	87	n/a	n/a	0.005921	NP Inter(NDs)

BOWEN ASH POND 1 GWPS				
Constituent Name	**MCL**	**CCR-Rule Specified**	**Background Limit**	**GWPS**
Antimony, Total (mg/L)	0.006		0.0042	0.006
Arsenic, Total (mg/L)	0.01		0.01	0.01
Barium, Total (mg/L)	2		0.22	2
Beryllium, Total (mg/L)	0.004		0.0005	0.004
Cadmium, Total (mg/L)	0.005		0.0005	0.005
Chromium, Total (mg/L)	0.1		0.005	0.1
Cobalt, Total (mg/L)		0.006	0.005	0.006
Combined Radium, Total (pCi/L)	5		1.63	5
Fluoride, Total (mg/L)	4		0.57	4
Lead, Total (mg/L)		0.015	0.0024	0.015
Lithium, Total (mg/L)		0.04	0.03	0.04
Mercury, Total (mg/L)	0.002		0.00022	0.002
Molybdenum, Total (mg/L)		0.1	0.034	0.1
Selenium, Total (mg/L)	0.05		0.005	0.05
Thallium, Total (mg/L)	0.002		0.001	0.002

**GWPS = Groundwater Protection Standard*

**MCL = Maximum Contaminant Level*

**CCR = Coal Combustion Residuals*

Confidence Intervals - Significant Results

Plant Bowen Client: Southern Company Data: Bowen AP-1 Printed 1/16/2025, 2:00 PM

Constituent	Well	Upper Lim.	Lower Lim.	Compliance	Sig.	N	Mean	Std. Dev.	%NDs	ND Adj.	Transform	Alpha	Method
Arsenic (mg/L)	**BGWC-34D**	**0.01769**	**0.0149**	**0.01**	**Yes**	**17**	**0.01629**	**0.002229**	**0**	**None**	**No**	**0.01**	**Param.**
Cobalt (mg/L)	**BGWC-16**	**0.01114**	**0.00894**	**0.006**	**Yes**	**10**	**0.01004**	**0.001233**	**0**	**None**	**No**	**0.01**	**Param.**
Cobalt (mg/L)	**BGWC-22**	**0.02389**	**0.01618**	**0.006**	**Yes**	**32**	**0.02081**	**0.009398**	**0**	**None**	**sqrt(x)**	**0.01**	**Param.**
Molybdenum (mg/L)	**BGWC-43D**	**0.1944**	**0.1333**	**0.1**	**Yes**	**13**	**0.1638**	**0.04114**	**0**	**None**	**No**	**0.01**	**Param.**

Confidence Intervals - All Results

Plant Bowen Client: Southern Company Data: Bowen AP-1 Printed 1/16/2025, 2:00 PM

Constituent	Well	Upper Lim.	Lower Lim.	Compliance	Sig.	N	Mean	Std. Dev.	%NDs	ND Adj.	Transform	Alpha	Method
Antimony (mg/L)	BGWA-6	0.003	0.0017	0.006	No	20	0.002935	0.0002907	95	None	No	0.01	NP (NDs)
Antimony (mg/L)	BGWC-10	0.003	0.0022	0.006	No	22	0.002855	0.0003925	86.36	None	No	0.01	NP (NDs)
Antimony (mg/L)	BGWC-14A	0.003	0.00061	0.006	No	17	0.002701	0.000847	88.24	None	No	0.01	NP (NDs)
Antimony (mg/L)	BGWC-16	0.003	0.0004	0.006	No	22	0.002882	0.0005543	95.45	None	No	0.01	NP (NDs)
Antimony (mg/L)	BGWC-17	0.003	0.0002	0.006	No	22	0.002873	0.000597	95.45	None	No	0.01	NP (NDs)
Antimony (mg/L)	BGWC-19	0.003	0.0005	0.006	No	22	0.002886	0.000533	95.45	None	No	0.01	NP (NDs)
Antimony (mg/L)	BGWC-20	0.003	0.0014	0.006	No	22	0.002814	0.000619	90.91	None	No	0.01	NP (NDs)
Antimony (mg/L)	BGWC-21	0.003	0.0017	0.006	No	21	0.002862	0.0004387	90.48	None	No	0.01	NP (NDs)
Antimony (mg/L)	BGWC-22	0.003	0.0023	0.006	No	22	0.002804	0.0006114	86.36	None	No	0.01	NP (NDs)
Antimony (mg/L)	BGWC-23	0.003	0.0022	0.006	No	23	0.002662	0.001329	56.52	None	No	0.01	NP (NDs)
Antimony (mg/L)	BGWC-24	0.0032	0.0028	0.006	No	22	0.003079	0.001593	68.18	None	No	0.01	NP (NDs)
Antimony (mg/L)	BGWC-25	0.003	0.0013	0.006	No	22	0.002813	0.0006162	90.91	None	No	0.01	NP (NDs)
Antimony (mg/L)	BGWC-30	0.003	0.00085	0.006	No	22	0.002902	0.0004584	95.45	None	No	0.01	NP (NDs)
Antimony (mg/L)	BGWC-31	0.003	0.0023	0.006	No	12	0.002723	0.0007649	83.33	None	No	0.01	NP (NDs)
Antimony (mg/L)	BGWC-32	0.003	0.00039	0.006	No	12	0.002563	0.001022	83.33	None	No	0.01	NP (NDs)
Antimony (mg/L)	BGWC-34D	0.003	0.00079	0.006	No	12	0.002607	0.0009209	83.33	None	No	0.01	NP (NDs)
Antimony (mg/L)	BGWC-35D	0.003	0.00066	0.006	No	12	0.002408	0.0009641	66.67	None	No	0.01	NP (NDs)
Antimony (mg/L)	BGWC-36D	0.003	0.0021	0.006	No	12	0.002755	0.0006217	83.33	None	No	0.01	NP (NDs)
Antimony (mg/L)	BGWC-37D	0.003	0.0022	0.006	No	12	0.002718	0.0007622	83.33	None	No	0.01	NP (NDs)
Antimony (mg/L)	BGWC-38D	0.003821	0.0006169	0.006	No	12	0.00287	0.00282	25	Kaplan-Meier	sqrt(x)	0.01	Param.
Antimony (mg/L)	BGWC-40	0.003	0.0005	0.006	No	12	0.002792	0.0007217	91.67	Kaplan-Meier	No	0.01	NP (NDs)
Antimony (mg/L)	BGWC-41D	0.003	0.0014	0.006	No	10	0.00268	0.0006746	80	Kaplan-Meier	No	0.011	NP (NDs)
Antimony (mg/L)	BGWC-42D	0.003	0.00083	0.006	No	10	0.002335	0.0009372	60	Kaplan-Meier	No	0.011	NP (NDs)
Antimony (mg/L)	BGWC-43D	0.003	0.00091	0.006	No	10	0.002399	0.0009923	70	Kaplan-Meier	No	0.011	NP (NDs)
Antimony (mg/L)	BGWC-44D	0.003439	0.001213	0.006	No	10	0.00313	0.002177	50	Kaplan-Meier	ln(x)	0.01	Param.
Antimony (mg/L)	BGWC-49D	0.003	0.00039	0.006	No	8	0.002674	0.0009228	87.5	Kaplan-Meier	No	0.004	NP (NDs)
Antimony (mg/L)	BGWC-50D	0.003	0.0017	0.006	No	8	0.0027	0.0005581	75	Kaplan-Meier	No	0.004	NP (NDs)
Antimony (mg/L)	BGWC-51	0.003	0.003	0.006	No	10	0.00289	0.0003479	90	None	No	0.011	NP (NDs)
Antimony (mg/L)	BGWC-52	0.003	0.00085	0.006	No	10	0.002428	0.000981	70	None	No	0.011	NP (NDs)
Antimony (mg/L)	BGWC-7	0.003	0.0016	0.006	No	22	0.002632	0.0008386	81.82	None	No	0.01	NP (NDs)
Antimony (mg/L)	BGWC-8	0.003	0.00059	0.006	No	22	0.002657	0.0008845	86.36	None	No	0.01	NP (NDs)
Antimony (mg/L)	BGWC-9	0.003	0.0014	0.006	No	21	0.002563	0.0009427	80.95	None	No	0.01	NP (NDs)
Arsenic (mg/L)	BGWA-6	0.005	0.0013	0.01	No	23	0.003803	0.001868	69.57	None	No	0.01	NP (NDs)
Arsenic (mg/L)	BGWC-10	0.007147	0.005561	0.01	No	26	0.006354	0.001627	3.846	None	No	0.01	Param.
Arsenic (mg/L)	BGWC-12	0.005	0.0009	0.01	No	26	0.002917	0.001984	42.31	None	No	0.01	NP (normality)
Arsenic (mg/L)	BGWC-14A	0.005	0.0021	0.01	No	17	0.004094	0.001525	70.59	None	No	0.01	NP (NDs)
Arsenic (mg/L)	BGWC-16	0.005	0.0008	0.01	No	26	0.003323	0.002055	57.69	None	No	0.01	NP (NDs)
Arsenic (mg/L)	BGWC-17	0.005	0.0013	0.01	No	26	0.003615	0.001957	65.38	None	No	0.01	NP (NDs)
Arsenic (mg/L)	BGWC-18	0.005	0.0013	0.01	No	26	0.003596	0.001995	65.38	None	No	0.01	NP (NDs)
Arsenic (mg/L)	BGWC-19	0.005	0.0008	0.01	No	26	0.003124	0.0021	53.85	None	No	0.01	NP (NDs)
Arsenic (mg/L)	BGWC-20	0.005	0.0015	0.01	No	26	0.003177	0.002017	38.46	None	No	0.01	NP (normality)
Arsenic (mg/L)	BGWC-21	0.005	0.0012	0.01	No	25	0.003296	0.001996	56	None	No	0.01	NP (NDs)
Arsenic (mg/L)	BGWC-22	0.003392	0.00195	0.01	No	26	0.003065	0.002189	7.692	None	ln(x)	0.01	Param.
Arsenic (mg/L)	BGWC-23	0.004023	0.002052	0.01	No	26	0.003288	0.002333	3.846	None	sqrt(x)	0.01	Param.
Arsenic (mg/L)	BGWC-24	0.00585	0.003365	0.01	No	27	0.004607	0.002605	11.11	None	No	0.01	Param.
Arsenic (mg/L)	BGWC-25	0.002935	0.002035	0.01	No	26	0.003027	0.00125	15.38	Kaplan-Meier	sqrt(x)	0.01	Param.
Arsenic (mg/L)	BGWC-30	0.005	0.001	0.01	No	26	0.002858	0.001842	34.62	None	No	0.01	NP (normality)
Arsenic (mg/L)	BGWC-31	0.005297	0.003703	0.01	No	15	0.0045	0.001176	0	None	No	0.01	Param.
Arsenic (mg/L)	BGWC-32	0.00355	0.0014	0.01	No	15	0.002602	0.00175	13.33	None	sqrt(x)	0.01	Param.
Arsenic (mg/L)	**BGWC-34D**	**0.01769**	**0.0149**	**0.01**	**Yes**	**17**	**0.01629**	**0.002229**	**0**	**None**	**No**	**0.01**	**Param.**
Arsenic (mg/L)	BGWC-35D	0.006402	0.001769	0.01	No	15	0.004457	0.004236	6.667	None	sqrt(x)	0.01	Param.
Arsenic (mg/L)	BGWC-36D	0.002855	0.0009487	0.01	No	15	0.003134	0.002012	33.33	Kaplan-Meier	sqrt(x)	0.01	Param.
Arsenic (mg/L)	BGWC-37D	0.02408	0.008938	0.01	No	12	0.01696	0.01089	0	None	sqrt(x)	0.01	Param.
Arsenic (mg/L)	BGWC-38D	0.003963	0.001668	0.01	No	12	0.003425	0.00169	16.67	Kaplan-Meier	sqrt(x)	0.01	Param.
Arsenic (mg/L)	BGWC-39	0.006403	0.001767	0.01	No	12	0.004737	0.002812	25	Kaplan-Meier	No	0.01	Param.

Confidence Intervals - All Results

Plant Bowen Client: Southern Company Data: Bowen AP-1 Printed 1/16/2025, 2:00 PM

Constituent	Well	Upper Lim.	Lower Lim.	Compliance	Sig.	N	Mean	Std. Dev.	%NDs	ND Adj.	Transform	Alpha	Method
Arsenic (mg/L)	BGWC-40	0.002854	0.001088	0.01	No	12	0.002981	0.001773	33.33	Kaplan-Meier	No	0.01	Param.
Arsenic (mg/L)	BGWC-41D	0.007832	0.001772	0.01	No	10	0.004802	0.003396	0	None	No	0.01	Param.
Arsenic (mg/L)	BGWC-42D	0.007656	0.003224	0.01	No	10	0.00544	0.002483	0	None	No	0.01	Param.
Arsenic (mg/L)	BGWC-43D	0.006024	0.001294	0.01	No	10	0.003659	0.002651	10	None	No	0.01	Param.
Arsenic (mg/L)	BGWC-44D	0.005812	0.002968	0.01	No	10	0.00439	0.001594	0	None	No	0.01	Param.
Arsenic (mg/L)	BGWC-49D	0.008674	0.002651	0.01	No	8	0.005663	0.002841	0	None	No	0.01	Param.
Arsenic (mg/L)	BGWC-50D	0.003307	0.001926	0.01	No	8	0.003212	0.001257	25	Kaplan-Meier	No	0.01	Param.
Arsenic (mg/L)	BGWC-51	0.005062	0.001578	0.01	No	10	0.00448	0.001502	40	Kaplan-Meier	No	0.01	Param.
Arsenic (mg/L)	BGWC-52	0.005	0.001	0.01	No	10	0.003679	0.001779	50	None	No	0.011	NP (normality)
Arsenic (mg/L)	BGWC-7	0.002765	0.001973	0.01	No	26	0.002369	0.0008123	7.692	None	No	0.01	Param.
Arsenic (mg/L)	BGWC-8	0.005	0.0007	0.01	No	26	0.002883	0.002173	50	None	No	0.01	NP (normality)
Arsenic (mg/L)	BGWC-9	0.002401	0.001777	0.01	No	25	0.002824	0.001159	16	Kaplan-Meier	No	0.01	Param.
Barium (mg/L)	BGWA-6	0.016	0.0115	2	No	23	0.02119	0.01685	0	None	No	0.01	NP (normality)
Barium (mg/L)	BGWC-10	0.0555	0.04422	2	No	26	0.05035	0.01233	0	None	sqrt(x)	0.01	Param.
Barium (mg/L)	BGWC-12	0.04037	0.03227	2	No	26	0.03632	0.008314	0	None	No	0.01	Param.
Barium (mg/L)	BGWC-14A	0.04038	0.03209	2	No	17	0.03624	0.006619	0	None	No	0.01	Param.
Barium (mg/L)	BGWC-16	0.03063	0.02781	2	No	26	0.02922	0.002888	0	None	No	0.01	Param.
Barium (mg/L)	BGWC-17	0.018	0.015	2	No	26	0.01684	0.002566	0	None	No	0.01	NP (normality)
Barium (mg/L)	BGWC-18	0.03457	0.03035	2	No	26	0.03246	0.004331	0	None	No	0.01	Param.
Barium (mg/L)	BGWC-19	0.03751	0.03133	2	No	26	0.03442	0.006344	0	None	No	0.01	Param.
Barium (mg/L)	BGWC-20	0.03411	0.03135	2	No	26	0.03273	0.002826	0	None	No	0.01	Param.
Barium (mg/L)	BGWC-21	0.04116	0.03089	2	No	25	0.03603	0.0103	0	None	No	0.01	Param.
Barium (mg/L)	BGWC-22	0.08802	0.07473	2	No	26	0.08137	0.01364	0	None	No	0.01	Param.
Barium (mg/L)	BGWC-23	0.1028	0.08516	2	No	26	0.09398	0.01811	0	None	No	0.01	Param.
Barium (mg/L)	BGWC-24	0.1004	0.06949	2	No	27	0.08495	0.0324	0	None	No	0.01	Param.
Barium (mg/L)	BGWC-25	0.02317	0.01744	2	No	26	0.02098	0.006648	0	None	ln(x)	0.01	Param.
Barium (mg/L)	BGWC-30	0.123	0.07466	2	No	26	0.1093	0.05979	0	None	ln(x)	0.01	Param.
Barium (mg/L)	BGWC-31	0.04331	0.03626	2	No	15	0.03987	0.00537	0	None	sqrt(x)	0.01	Param.
Barium (mg/L)	BGWC-32	0.1132	0.08837	2	No	15	0.1013	0.01919	0	None	x^(1/3)	0.01	Param.
Barium (mg/L)	BGWC-34D	0.05216	0.04091	2	No	15	0.04653	0.008305	0	None	No	0.01	Param.
Barium (mg/L)	BGWC-35D	0.08967	0.06086	2	No	15	0.07527	0.02126	0	None	No	0.01	Param.
Barium (mg/L)	BGWC-36D	0.074	0.06	2	No	15	0.06873	0.01371	0	None	No	0.01	NP (normality)
Barium (mg/L)	BGWC-37D	0.1012	0.083	2	No	12	0.09208	0.01157	0	None	No	0.01	Param.
Barium (mg/L)	BGWC-38D	0.1744	0.09998	2	No	12	0.1372	0.04739	0	None	No	0.01	Param.
Barium (mg/L)	BGWC-39	0.0745	0.04883	2	No	12	0.06167	0.01636	0	None	No	0.01	Param.
Barium (mg/L)	BGWC-40	0.05442	0.04124	2	No	12	0.04783	0.008397	0	None	No	0.01	Param.
Barium (mg/L)	BGWC-41D	0.06918	0.05442	2	No	10	0.0618	0.00827	0	None	No	0.01	Param.
Barium (mg/L)	BGWC-42D	0.1191	0.06407	2	No	10	0.0916	0.03086	0	None	No	0.01	Param.
Barium (mg/L)	BGWC-43D	0.07488	0.06052	2	No	10	0.0677	0.008042	0	None	No	0.01	Param.
Barium (mg/L)	BGWC-44D	0.03157	0.01863	2	No	10	0.0251	0.007249	0	None	No	0.01	Param.
Barium (mg/L)	BGWC-49D	0.08419	0.05706	2	No	8	0.07063	0.01279	0	None	No	0.01	Param.
Barium (mg/L)	BGWC-50D	0.06263	0.03137	2	No	8	0.047	0.01475	0	None	No	0.01	Param.
Barium (mg/L)	BGWC-51	0.054	0.0058	2	No	10	0.0261	0.02315	0	None	No	0.011	NP (normality)
Barium (mg/L)	BGWC-52	0.071	0.02146	2	No	10	0.0467	0.0296	0	None	sqrt(x)	0.01	Param.
Barium (mg/L)	BGWC-7	0.03747	0.03099	2	No	26	0.03423	0.006655	0	None	No	0.01	Param.
Barium (mg/L)	BGWC-8	0.03005	0.02694	2	No	26	0.02784	0.005247	0	None	x^3	0.01	Param.
Barium (mg/L)	BGWC-9	0.0311	0.02751	2	No	25	0.0293	0.003596	0	None	No	0.01	Param.
Beryllium (mg/L)	BGWC-12	0.0005	0.000076	0.004	No	24	0.0004634	0.000124	91.67	None	No	0.01	NP (NDs)
Beryllium (mg/L)	BGWC-16	0.0005	0.00012	0.004	No	24	0.0002729	0.0001833	37.5	None	No	0.01	NP (normality)
Beryllium (mg/L)	BGWC-17	0.0005	0.000065	0.004	No	24	0.0004081	0.000183	79.17	None	No	0.01	NP (NDs)
Beryllium (mg/L)	BGWC-18	0.0005	0.00009	0.004	No	24	0.0003592	0.0002038	66.67	None	No	0.01	NP (NDs)
Beryllium (mg/L)	BGWC-19	0.0005	0.000087	0.004	No	24	0.000358	0.0002053	66.67	None	No	0.01	NP (NDs)
Beryllium (mg/L)	BGWC-22	0.0005	0.00011	0.004	No	24	0.000259	0.0001913	37.5	None	No	0.01	NP (normality)
Beryllium (mg/L)	BGWC-23	0.0005	0.000054	0.004	No	24	0.0004814	0.00009104	95.83	None	No	0.01	NP (NDs)
Beryllium (mg/L)	BGWC-24	0.0005	0.00022	0.004	No	25	0.0003533	0.0001642	52	None	No	0.01	NP (NDs)

Confidence Intervals - All Results

Plant Bowen Client: Southern Company Data: Bowen AP-1 Printed 1/16/2025, 2:00 PM

Constituent	Well	Upper Lim.	Lower Lim.	Compliance	Sig.	N	Mean	Std. Dev.	%NDs	ND Adj.	Transform	Alpha	Method
Beryllium (mg/L)	BGWC-36D	0.0005	0.00007	0.004	No	14	0.0004693	0.0001149	92.86	None	No	0.01	NP (NDs)
Beryllium (mg/L)	BGWC-38D	0.0005	0.000059	0.004	No	12	0.0003207	0.0002218	58.33	None	No	0.01	NP (NDs)
Beryllium (mg/L)	BGWC-39	0.0005	0.000079	0.004	No	12	0.0004649	0.0001215	91.67	None	No	0.01	NP (NDs)
Beryllium (mg/L)	BGWC-51	0.0005	0.000072	0.004	No	10	0.0002675	0.000204	40	None	No	0.011	NP (normality)
Beryllium (mg/L)	BGWC-52	0.0005	0.0005	0.004	No	10	0.0004552	0.0001417	90	None	No	0.011	NP (NDs)
Cadmium (mg/L)	BGWC-14A	0.00057	0.00017	0.005	No	17	0.0003835	0.0001899	35.29	None	No	0.01	NP (normality)
Cadmium (mg/L)	BGWC-16	0.001807	0.001401	0.005	No	26	0.001604	0.0004171	0	None	No	0.01	Param.
Cadmium (mg/L)	BGWC-17	0.0005	0.00016	0.005	No	26	0.0003069	0.0001648	38.46	None	No	0.01	NP (normality)
Cadmium (mg/L)	BGWC-18	0.0005	0.00032	0.005	No	26	0.0004367	0.0001665	57.69	None	No	0.01	NP (NDs)
Cadmium (mg/L)	BGWC-19	0.0005	0.0002	0.005	No	26	0.0004577	0.0001206	88.46	None	No	0.01	NP (NDs)
Cadmium (mg/L)	BGWC-20	0.0005	0.00008	0.005	No	26	0.0004838	0.00008237	96.15	None	No	0.01	NP (NDs)
Cadmium (mg/L)	BGWC-22	0.0009	0.00038	0.005	No	26	0.00051	0.0002819	57.69	None	No	0.01	NP (NDs)
Cadmium (mg/L)	BGWC-23	0.0005	0.00019	0.005	No	26	0.0004881	0.0000608	96.15	None	No	0.01	NP (NDs)
Cadmium (mg/L)	BGWC-24	0.005204	0.00295	0.005	No	27	0.004077	0.002362	0	None	No	0.01	Param.
Cadmium (mg/L)	BGWC-30	0.0005	0.0004	0.005	No	26	0.00043	0.000128	61.54	None	No	0.01	NP (NDs)
Cadmium (mg/L)	BGWC-38D	0.00081	0.00032	0.005	No	12	0.0004825	0.0001478	75	None	No	0.01	NP (NDs)
Cadmium (mg/L)	BGWC-39	0.0005	0.00012	0.005	No	12	0.0003108	0.0001743	41.67	None	No	0.01	NP (normality)
Cadmium (mg/L)	BGWC-43D	0.0009355	0.0001987	0.005	No	10	0.000576	0.0004739	0	None	sqrt(x)	0.01	Param.
Cadmium (mg/L)	BGWC-51	0.0005	0.00043	0.005	No	10	0.000487	0.00009673	60	None	No	0.011	NP (NDs)
Cadmium (mg/L)	BGWC-52	0.0005	0.00018	0.005	No	10	0.000411	0.0001446	70	None	No	0.011	NP (NDs)
Chromium (mg/L)	BGWA-6	0.005	0.0044	0.1	No	22	0.004814	0.0007511	90.91	None	No	0.01	NP (NDs)
Chromium (mg/L)	BGWC-10	0.005	0.0011	0.1	No	24	0.004837	0.0007961	95.83	None	No	0.01	NP (NDs)
Chromium (mg/L)	BGWC-12	0.005	0.0018	0.1	No	24	0.003934	0.001903	75	None	No	0.01	NP (NDs)
Chromium (mg/L)	BGWC-14A	0.026	0.0014	0.1	No	17	0.006024	0.005221	88.24	None	No	0.01	NP (NDs)
Chromium (mg/L)	BGWC-16	0.005	0.0019	0.1	No	24	0.004692	0.001058	91.67	None	No	0.01	NP (NDs)
Chromium (mg/L)	BGWC-17	0.005	0.00044	0.1	No	24	0.004618	0.001295	91.67	None	No	0.01	NP (NDs)
Chromium (mg/L)	BGWC-18	0.005	0.0011	0.1	No	24	0.004467	0.001444	87.5	None	No	0.01	NP (NDs)
Chromium (mg/L)	BGWC-20	0.005	0.0022	0.1	No	24	0.003935	0.001726	66.67	None	No	0.01	NP (NDs)
Chromium (mg/L)	BGWC-21	0.005	0.0025	0.1	No	23	0.004692	0.001069	91.3	None	No	0.01	NP (NDs)
Chromium (mg/L)	BGWC-23	0.005	0.0033	0.1	No	24	0.004283	0.001508	79.17	None	No	0.01	NP (NDs)
Chromium (mg/L)	BGWC-24	0.005	0.0009	0.1	No	25	0.00448	0.00144	88	None	No	0.01	NP (NDs)
Chromium (mg/L)	BGWC-25	0.005	0.0021	0.1	No	24	0.004879	0.000592	95.83	None	No	0.01	NP (NDs)
Chromium (mg/L)	BGWC-30	0.005	0.00087	0.1	No	24	0.002763	0.002113	45.83	None	No	0.01	NP (normality)
Chromium (mg/L)	BGWC-31	0.005	0.0011	0.1	No	14	0.004093	0.001806	78.57	None	No	0.01	NP (NDs)
Chromium (mg/L)	BGWC-32	0.005	0.00072	0.1	No	14	0.003744	0.00196	64.29	None	No	0.01	NP (NDs)
Chromium (mg/L)	BGWC-35D	0.005	0.0011	0.1	No	14	0.004106	0.001778	78.57	None	No	0.01	NP (NDs)
Chromium (mg/L)	BGWC-36D	0.005	0.0006	0.1	No	14	0.003767	0.002025	71.43	None	No	0.01	NP (NDs)
Chromium (mg/L)	BGWC-37D	0.005	0.00068	0.1	No	12	0.00428	0.001682	83.33	None	No	0.01	NP (NDs)
Chromium (mg/L)	BGWC-38D	0.005	0.0031	0.1	No	12	0.00446	0.001385	83.33	None	No	0.01	NP (NDs)
Chromium (mg/L)	BGWC-39	0.005	0.001	0.1	No	12	0.004667	0.001155	91.67	None	No	0.01	NP (NDs)
Chromium (mg/L)	BGWC-40	0.005	0.00058	0.1	No	12	0.003228	0.002195	50	None	No	0.01	NP (normality)
Chromium (mg/L)	BGWC-41D	0.005	0.005	0.1	No	10	0.004568	0.001366	90	None	No	0.011	NP (NDs)
Chromium (mg/L)	BGWC-42D	0.005	0.0011	0.1	No	10	0.004172	0.001749	80	None	No	0.011	NP (NDs)
Chromium (mg/L)	BGWC-43D	0.005	0.005	0.1	No	10	0.00474	0.0008222	90	None	No	0.011	NP (NDs)
Chromium (mg/L)	BGWC-44D	0.005	0.00094	0.1	No	10	0.003937	0.001764	70	None	No	0.011	NP (NDs)
Chromium (mg/L)	BGWC-49D	0.005	0.00071	0.1	No	8	0.004464	0.001517	87.5	None	No	0.004	NP (NDs)
Chromium (mg/L)	BGWC-51	0.005	0.005	0.1	No	10	0.00456	0.001391	90	None	No	0.011	NP (NDs)
Chromium (mg/L)	BGWC-52	0.005	0.0013	0.1	No	10	0.003851	0.001865	70	None	No	0.011	NP (NDs)
Chromium (mg/L)	BGWC-7	0.005	0.00095	0.1	No	24	0.004463	0.001453	87.5	None	No	0.01	NP (NDs)
Chromium (mg/L)	BGWC-8	0.005	0.0012	0.1	No	24	0.0052	0.01245	33.33	None	No	0.01	NP (normality)
Chromium (mg/L)	BGWC-9	0.005	0.0021	0.1	No	23	0.004743	0.00085	91.3	None	No	0.01	NP (NDs)
Cobalt (mg/L)	BGWA-6	0.005	0.00054	0.006	No	23	0.003073	0.002252	56.52	None	No	0.01	NP (NDs)
Cobalt (mg/L)	BGWC-10	0.005	0.00047	0.006	No	26	0.003072	0.002296	57.69	None	No	0.01	NP (NDs)
Cobalt (mg/L)	BGWC-12	0.005	0.00045	0.006	No	26	0.002738	0.002309	50	None	No	0.01	NP (normality)
Cobalt (mg/L)	BGWC-14A	0.002258	0.001141	0.006	No	17	0.002601	0.001569	23.53	Kaplan-Meier	sqrt(x)	0.01	Param.

Confidence Intervals - All Results

Plant Bowen Client: Southern Company Data: Bowen AP-1 Printed 1/16/2025, 2:00 PM

Constituent	Well	Upper Lim.	Lower Lim.	Compliance	Sig.	N	Mean	Std. Dev.	%NDs	ND Adj.	Transform	Alpha	Method
Cobalt (mg/L)	**BGWC-16**	**0.01114**	**0.00894**	**0.006**	**Yes**	**10**	**0.01004**	**0.001233**	**0**	**None**	**No**	**0.01**	**Param.**
Cobalt (mg/L)	BGWC-17	0.005	0.00015	0.006	No	26	0.004813	0.0009512	96.15	None	No	0.01	NP (NDs)
Cobalt (mg/L)	BGWC-18	0.005	0.0009	0.006	No	26	0.004147	0.001786	80.77	None	No	0.01	NP (NDs)
Cobalt (mg/L)	BGWC-19	0.005	0.00052	0.006	No	26	0.004638	0.00128	92.31	None	No	0.01	NP (NDs)
Cobalt (mg/L)	BGWC-20	0.005	0.0008	0.006	No	26	0.004298	0.001682	84.62	None	No	0.01	NP (NDs)
Cobalt (mg/L)	BGWC-21	0.005	0.00064	0.006	No	25	0.002995	0.002406	36	None	No	0.01	NP (normality)
Cobalt (mg/L)	**BGWC-22**	**0.02389**	**0.01618**	**0.006**	**Yes**	**32**	**0.02081**	**0.009398**	**0**	**None**	**sqrt(x)**	**0.01**	**Param.**
Cobalt (mg/L)	BGWC-23	0.005	0.0015	0.006	No	28	0.003734	0.002049	71.43	None	No	0.01	NP (NDs)
Cobalt (mg/L)	BGWC-24	0.003838	0.002769	0.006	No	29	0.003303	0.001167	10.34	None	No	0.01	Param.
Cobalt (mg/L)	BGWC-25	0.005	0.0006	0.006	No	26	0.004647	0.001248	92.31	None	No	0.01	NP (NDs)
Cobalt (mg/L)	BGWC-30	0.005	0.001	0.006	No	28	0.00354	0.002012	64.29	None	No	0.01	NP (NDs)
Cobalt (mg/L)	BGWC-31	0.005	0.00041	0.006	No	15	0.003189	0.002298	60	None	No	0.01	NP (NDs)
Cobalt (mg/L)	BGWC-32	0.006768	0.002756	0.006	No	17	0.004762	0.003202	5.882	None	No	0.01	Param.
Cobalt (mg/L)	BGWC-34D	0.00151	0.0006808	0.006	No	15	0.001137	0.0006577	13.33	None	sqrt(x)	0.01	Param.
Cobalt (mg/L)	BGWC-35D	0.00283	0.001149	0.006	No	15	0.002085	0.001361	6.667	None	sqrt(x)	0.01	Param.
Cobalt (mg/L)	BGWC-36D	0.005	0.00057	0.006	No	15	0.003268	0.002202	60	None	No	0.01	NP (NDs)
Cobalt (mg/L)	BGWC-37D	0.005	0.0007	0.006	No	12	0.002728	0.002035	41.67	None	No	0.01	NP (normality)
Cobalt (mg/L)	BGWC-38D	0.004366	0.001432	0.006	No	13	0.003423	0.003549	0	None	ln(x)	0.01	Param.
Cobalt (mg/L)	BGWC-39	0.005	0.00061	0.006	No	13	0.004183	0.001683	76.92	None	No	0.01	NP (NDs)
Cobalt (mg/L)	BGWC-40	0.00061	0.00034	0.006	No	12	0.0006492	0.0005897	8.333	None	No	0.01	NP (normality)
Cobalt (mg/L)	BGWC-41D	0.005	0.00044	0.006	No	10	0.001416	0.001892	20	None	No	0.011	NP (normality)
Cobalt (mg/L)	BGWC-43D	0.004744	0.002165	0.006	No	11	0.003455	0.001547	0	None	No	0.01	Param.
Cobalt (mg/L)	BGWC-49D	0.001048	0.0007568	0.006	No	8	0.0009025	0.0001375	0	None	No	0.01	Param.
Cobalt (mg/L)	BGWC-50D	0.001268	0.0003618	0.006	No	8	0.000815	0.0004276	0	None	No	0.01	Param.
Cobalt (mg/L)	BGWC-52	0.004071	0.0008949	0.006	No	10	0.002483	0.00178	0	None	No	0.01	Param.
Cobalt (mg/L)	BGWC-7	0.00091	0.00068	0.006	No	26	0.001549	0.001721	19.23	None	No	0.01	NP (normality)
Cobalt (mg/L)	BGWC-8	0.005	0.0012	0.006	No	26	0.004296	0.001695	84.62	None	No	0.01	NP (NDs)
Cobalt (mg/L)	BGWC-9	0.005	0.0006	0.006	No	25	0.004446	0.001533	88	None	No	0.01	NP (NDs)
Combined Radium 226 + 228 (pCi/L)	BGWA-6	0.6655	0.3536	5	No	23	0.54	0.3215	0	None	sqrt(x)	0.01	Param.
Combined Radium 226 + 228 (pCi/L)	BGWC-10	1.404	0.9945	5	No	26	1.226	0.4624	0	None	sqrt(x)	0.01	Param.
Combined Radium 226 + 228 (pCi/L)	BGWC-12	0.7209	0.3815	5	No	26	0.5512	0.3482	0	None	No	0.01	Param.
Combined Radium 226 + 228 (pCi/L)	BGWC-14A	1.187	0.5699	5	No	17	0.8786	0.4927	0	None	No	0.01	Param.
Combined Radium 226 + 228 (pCi/L)	BGWC-16	1.19	0.7654	5	No	26	0.9777	0.4356	0	None	No	0.01	Param.
Combined Radium 226 + 228 (pCi/L)	BGWC-17	0.8336	0.4941	5	No	26	0.6638	0.3483	0	None	No	0.01	Param.
Combined Radium 226 + 228 (pCi/L)	BGWC-18	1.032	0.6272	5	No	26	0.8681	0.4679	0	None	sqrt(x)	0.01	Param.
Combined Radium 226 + 228 (pCi/L)	BGWC-19	1.098	0.6796	5	No	26	0.889	0.4296	0	None	No	0.01	Param.
Combined Radium 226 + 228 (pCi/L)	BGWC-20	1.34	0.8675	5	No	26	1.104	0.4845	0	None	No	0.01	Param.
Combined Radium 226 + 228 (pCi/L)	BGWC-21	0.7855	0.4771	5	No	25	0.6313	0.3094	0	None	No	0.01	Param.
Combined Radium 226 + 228 (pCi/L)	BGWC-22	2.757	1.98	5	No	26	2.368	0.798	0	None	No	0.01	Param.
Combined Radium 226 + 228 (pCi/L)	BGWC-23	1.741	1.078	5	No	26	1.41	0.6802	0	None	No	0.01	Param.
Combined Radium 226 + 228 (pCi/L)	BGWC-24	3.071	1.703	5	No	26	2.811	2.525	0	None	ln(x)	0.01	Param.
Combined Radium 226 + 228 (pCi/L)	BGWC-25	0.888	0.5229	5	No	26	0.7054	0.3745	0	None	No	0.01	Param.
Combined Radium 226 + 228 (pCi/L)	BGWC-30	1.964	1.082	5	No	25	1.523	0.8852	0	None	No	0.01	Param.
Combined Radium 226 + 228 (pCi/L)	BGWC-31	1.699	1.073	5	No	15	1.386	0.4617	0	None	No	0.01	Param.
Combined Radium 226 + 228 (pCi/L)	BGWC-32	1.92	1.187	5	No	15	1.554	0.5404	0	None	No	0.01	Param.
Combined Radium 226 + 228 (pCi/L)	BGWC-34D	2.692	1.834	5	No	15	2.263	0.6332	0	None	No	0.01	Param.
Combined Radium 226 + 228 (pCi/L)	BGWC-35D	2.951	2.099	5	No	15	2.525	0.6287	0	None	No	0.01	Param.
Combined Radium 226 + 228 (pCi/L)	BGWC-36D	2.056	1.199	5	No	15	1.627	0.632	0	None	No	0.01	Param.
Combined Radium 226 + 228 (pCi/L)	BGWC-37D	3.037	2.229	5	No	12	2.633	0.515	0	None	No	0.01	Param.
Combined Radium 226 + 228 (pCi/L)	BGWC-38D	5.082	3.123	5	No	12	4.103	1.249	0	None	No	0.01	Param.
Combined Radium 226 + 228 (pCi/L)	BGWC-39	1.379	0.6214	5	No	12	1	0.4825	0	None	No	0.01	Param.
Combined Radium 226 + 228 (pCi/L)	BGWC-40	0.915	0.399	5	No	12	0.657	0.3288	0	None	No	0.01	Param.
Combined Radium 226 + 228 (pCi/L)	BGWC-41D	1.94	1.032	5	No	10	1.486	0.5087	0	None	No	0.01	Param.
Combined Radium 226 + 228 (pCi/L)	BGWC-42D	1.37	0.461	5	No	10	0.7545	0.3717	0	None	No	0.011	NP (normality)
Combined Radium 226 + 228 (pCi/L)	BGWC-43D	1.776	1.176	5	No	10	1.476	0.3357	0	None	No	0.01	Param.

Confidence Intervals - All Results

Plant Bowen Client: Southern Company Data: Bowen AP-1 Printed 1/16/2025, 2:00 PM

Constituent	Well	Upper Lim.	Lower Lim.	Compliance	Sig.	N	Mean	Std. Dev.	%NDs	ND Adj.	Transform	Alpha	Method
Combined Radium 226 + 228 (pCi/L)	BGWC-44D	1.167	0.5071	5	No	10	0.8369	0.3697	0	None	No	0.01	Param.
Combined Radium 226 + 228 (pCi/L)	BGWC-49D	3.219	1.919	5	No	8	2.569	0.613	0	None	No	0.01	Param.
Combined Radium 226 + 228 (pCi/L)	BGWC-50D	1.34	0.7109	5	No	8	1.025	0.2967	0	None	No	0.01	Param.
Combined Radium 226 + 228 (pCi/L)	BGWC-51	0.688	0.3592	5	No	10	0.5236	0.1843	0	None	No	0.01	Param.
Combined Radium 226 + 228 (pCi/L)	BGWC-52	1.256	0.3992	5	No	10	0.8274	0.4799	0	None	No	0.01	Param.
Combined Radium 226 + 228 (pCi/L)	BGWC-7	1.627	1.239	5	No	26	1.433	0.3979	0	None	No	0.01	Param.
Combined Radium 226 + 228 (pCi/L)	BGWC-8	0.7829	0.4397	5	No	26	0.6113	0.352	0	None	No	0.01	Param.
Combined Radium 226 + 228 (pCi/L)	BGWC-9	0.9303	0.4991	5	No	25	0.7624	0.4988	0	None	sqrt(x)	0.01	Param.
Fluoride (mg/L)	BGWA-6	0.1	0.06	4	No	24	0.08504	0.02637	62.5	None	No	0.01	NP (NDs)
Fluoride (mg/L)	BGWC-10	0.1009	0.05578	4	No	27	0.102	0.06593	33.33	Kaplan-Meier	x^(1/3)	0.01	Param.
Fluoride (mg/L)	BGWC-12	0.12	0.08	4	No	27	0.1009	0.05741	37.04	None	No	0.01	NP (normality)
Fluoride (mg/L)	BGWC-14A	0.1	0.065	4	No	17	0.08371	0.01802	47.06	None	No	0.01	NP (normality)
Fluoride (mg/L)	BGWC-16	0.1245	0.06245	4	No	27	0.1275	0.105	22.22	Kaplan-Meier	ln(x)	0.01	Param.
Fluoride (mg/L)	BGWC-17	0.18	0.11	4	No	27	0.1807	0.1297	3.704	None	No	0.01	NP (normality)
Fluoride (mg/L)	BGWC-18	0.14	0.06	4	No	27	0.1184	0.09261	33.33	None	No	0.01	NP (normality)
Fluoride (mg/L)	BGWC-19	0.11	0.071	4	No	27	0.1118	0.1034	33.33	None	No	0.01	NP (normality)
Fluoride (mg/L)	BGWC-20	0.1	0.062	4	No	27	0.111	0.1234	40.74	None	No	0.01	NP (normality)
Fluoride (mg/L)	BGWC-21	0.1	0.08	4	No	26	0.08685	0.02456	61.54	None	No	0.01	NP (NDs)
Fluoride (mg/L)	BGWC-22	0.33	0.23	4	No	30	0.3543	0.2665	0	None	No	0.01	NP (normality)
Fluoride (mg/L)	BGWC-23	0.1	0.068	4	No	29	0.1546	0.1964	24.14	None	No	0.01	NP (normality)
Fluoride (mg/L)	BGWC-24	0.65	0.097	4	No	30	0.6992	1.023	6.667	None	No	0.01	NP (normality)
Fluoride (mg/L)	BGWC-25	0.086	0.05446	4	No	27	0.08978	0.03015	48.15	Kaplan-Meier	No	0.01	Param.
Fluoride (mg/L)	BGWC-30	0.24	0.075	4	No	29	0.1903	0.1913	17.24	None	No	0.01	NP (normality)
Fluoride (mg/L)	BGWC-31	0.1	0.051	4	No	15	0.09673	0.01265	93.33	None	No	0.01	NP (NDs)
Fluoride (mg/L)	BGWC-32	0.51	0.12	4	No	17	0.2857	0.3217	0	None	No	0.01	NP (normality)
Fluoride (mg/L)	BGWC-34D	0.1	0.053	4	No	15	0.0838	0.02428	66.67	None	No	0.01	NP (NDs)
Fluoride (mg/L)	BGWC-35D	0.23	0.13	4	No	15	0.222	0.1957	0	None	No	0.01	NP (normality)
Fluoride (mg/L)	BGWC-36D	0.15	0.11	4	No	15	0.1537	0.08792	6.667	None	No	0.01	NP (normality)
Fluoride (mg/L)	BGWC-37D	0.3386	0.1549	4	No	12	0.2533	0.1357	0	None	x^(1/3)	0.01	Param.
Fluoride (mg/L)	BGWC-38D	0.5789	0.2842	4	No	13	0.4315	0.1982	0	None	No	0.01	Param.
Fluoride (mg/L)	BGWC-39	0.1367	0.07773	4	No	13	0.1072	0.03968	7.692	None	No	0.01	Param.
Fluoride (mg/L)	BGWC-40	0.09304	0.06666	4	No	13	0.08546	0.01938	23.08	Kaplan-Meier	No	0.01	Param.
Fluoride (mg/L)	BGWC-41D	0.09662	0.07338	4	No	11	0.08818	0.01474	18.18	Kaplan-Meier	No	0.01	Param.
Fluoride (mg/L)	BGWC-42D	0.6337	0.4613	4	No	12	0.5475	0.1099	0	None	No	0.01	Param.
Fluoride (mg/L)	BGWC-43D	1.053	0.844	4	No	13	0.9485	0.1405	0	None	No	0.01	Param.
Fluoride (mg/L)	BGWC-44D	0.16	0.088	4	No	11	0.1273	0.05691	36.36	None	No	0.006	NP (normality)
Fluoride (mg/L)	BGWC-49D	0.08591	0.05969	4	No	8	0.083	0.01753	37.5	Kaplan-Meier	No	0.01	Param.
Fluoride (mg/L)	BGWC-50D	0.1431	0.06513	4	No	8	0.1041	0.03679	12.5	None	No	0.01	Param.
Fluoride (mg/L)	BGWC-51	0.1634	0.1048	4	No	10	0.1341	0.03282	0	None	No	0.01	Param.
Fluoride (mg/L)	BGWC-52	0.1308	0.08702	4	No	10	0.1089	0.02453	0	None	No	0.01	Param.
Fluoride (mg/L)	BGWC-7	0.1759	0.1284	4	No	27	0.1521	0.0498	3.704	None	No	0.01	Param.
Fluoride (mg/L)	BGWC-8	0.1	0.063	4	No	27	0.07748	0.02852	51.85	None	No	0.01	NP (NDs)
Fluoride (mg/L)	BGWC-9	0.2	0.086	4	No	26	0.1675	0.1367	0	None	No	0.01	NP (normality)
Lead (mg/L)	BGWA-6	0.001	0.00016	0.015	No	22	0.0008341	0.0003606	81.82	None	No	0.01	NP (NDs)
Lead (mg/L)	BGWC-10	0.001	0.00019	0.015	No	24	0.0009304	0.0002359	91.67	None	No	0.01	NP (NDs)
Lead (mg/L)	BGWC-12	0.001	0.0002	0.015	No	24	0.0007353	0.0003959	66.67	None	No	0.01	NP (NDs)
Lead (mg/L)	BGWC-14A	0.001	0.00011	0.015	No	17	0.0007824	0.0004045	76.47	None	No	0.01	NP (NDs)
Lead (mg/L)	BGWC-16	0.001	0.0002	0.015	No	24	0.0006458	0.0004051	54.17	None	No	0.01	NP (NDs)
Lead (mg/L)	BGWC-17	0.001	0.000079	0.015	No	24	0.0009616	0.000188	95.83	None	No	0.01	NP (NDs)
Lead (mg/L)	BGWC-18	0.001	0.0002	0.015	No	24	0.0007405	0.0004137	70.83	None	No	0.01	NP (NDs)
Lead (mg/L)	BGWC-19	0.001	0.0006	0.015	No	24	0.0009091	0.0002604	87.5	None	No	0.01	NP (NDs)
Lead (mg/L)	BGWC-20	0.001	0.0001	0.015	No	24	0.0009243	0.0002565	91.67	None	No	0.01	NP (NDs)
Lead (mg/L)	BGWC-21	0.001	0.000087	0.015	No	23	0.0007167	0.000438	69.57	None	No	0.01	NP (NDs)
Lead (mg/L)	BGWC-22	0.001	0.00033	0.015	No	24	0.0007848	0.0003836	75	None	No	0.01	NP (NDs)
Lead (mg/L)	BGWC-23	0.001	0.00031	0.015	No	24	0.0009354	0.0002202	91.67	None	No	0.01	NP (NDs)

Confidence Intervals - All Results

Plant Bowen Client: Southern Company Data: Bowen AP-1 Printed 1/16/2025, 2:00 PM

Constituent	Well	Upper Lim.	Lower Lim.	Compliance	Sig.	N	Mean	Std. Dev.	%NDs	ND Adj.	Transform	Alpha	Method
Lead (mg/L)	BGWC-24	0.001	0.00059	0.015	No	25	0.0007971	0.0003812	76	None	No	0.01	NP (NDs)
Lead (mg/L)	BGWC-25	0.001	0.0004	0.015	No	24	0.000751	0.0003789	66.67	None	No	0.01	NP (NDs)
Lead (mg/L)	BGWC-30	0.001	0.00017	0.015	No	24	0.0006233	0.0004219	54.17	None	No	0.01	NP (NDs)
Lead (mg/L)	BGWC-31	0.0006454	0.0002266	0.015	No	14	0.0006161	0.0003818	28.57	Kaplan-Meier	No	0.01	Param.
Lead (mg/L)	BGWC-32	0.001	0.00011	0.015	No	14	0.0008701	0.0003302	85.71	Kaplan-Meier	No	0.01	NP (NDs)
Lead (mg/L)	BGWC-34D	0.001	0.000054	0.015	No	14	0.0009324	0.0002528	92.86	Kaplan-Meier	No	0.01	NP (NDs)
Lead (mg/L)	BGWC-35D	0.001	0.00018	0.015	No	14	0.0006578	0.0004155	57.14	None	No	0.01	NP (NDs)
Lead (mg/L)	BGWC-36D	0.001	0.00017	0.015	No	14	0.0007086	0.0003762	57.14	None	No	0.01	NP (NDs)
Lead (mg/L)	BGWC-37D	0.001	0.000082	0.015	No	12	0.0006413	0.0004465	58.33	None	No	0.01	NP (NDs)
Lead (mg/L)	BGWC-38D	0.001	0.00016	0.015	No	12	0.0007308	0.0003985	66.67	None	No	0.01	NP (NDs)
Lead (mg/L)	BGWC-39	0.001	0.0001	0.015	No	12	0.000925	0.0002598	91.67	None	No	0.01	NP (NDs)
Lead (mg/L)	BGWC-40	0.001	0.00014	0.015	No	12	0.0006558	0.000426	58.33	None	No	0.01	NP (NDs)
Lead (mg/L)	BGWC-41D	0.001	0.001	0.015	No	10	0.0009036	0.0003048	90	None	No	0.011	NP (NDs)
Lead (mg/L)	BGWC-42D	0.001	0.000044	0.015	No	10	0.0008085	0.0004037	80	None	No	0.011	NP (NDs)
Lead (mg/L)	BGWC-43D	0.001	0.001	0.015	No	10	0.000912	0.0002783	90	None	No	0.011	NP (NDs)
Lead (mg/L)	BGWC-44D	0.001	0.001	0.015	No	10	0.000917	0.0002625	90	None	No	0.011	NP (NDs)
Lead (mg/L)	BGWC-49D	0.001	0.000044	0.015	No	8	0.0008805	0.000338	87.5	None	No	0.004	NP (NDs)
Lead (mg/L)	BGWC-50D	0.001	0.00014	0.015	No	8	0.0008925	0.0003041	87.5	None	No	0.004	NP (NDs)
Lead (mg/L)	BGWC-51	0.001	0.00016	0.015	No	10	0.000753	0.0003981	70	None	No	0.011	NP (NDs)
Lead (mg/L)	BGWC-52	0.001	0.0001	0.015	No	10	0.0007264	0.0004408	70	None	No	0.011	NP (NDs)
Lead (mg/L)	BGWC-8	0.001	0.0003	0.015	No	24	0.0008621	0.0003166	83.33	None	No	0.01	NP (NDs)
Lead (mg/L)	BGWC-9	0.001	0.0001	0.015	No	23	0.0006638	0.0004371	60.87	None	No	0.01	NP (NDs)
Lithium (mg/L)	BGWA-6	0.03	0.00082	0.04	No	23	0.02873	0.006084	95.65	None	No	0.01	NP (NDs)
Lithium (mg/L)	BGWC-10	0.03	0.00093	0.04	No	26	0.01247	0.01417	38.46	None	No	0.01	NP (normality)
Lithium (mg/L)	BGWC-12	0.03	0.0011	0.04	No	26	0.01448	0.01466	46.15	None	No	0.01	NP (normality)
Lithium (mg/L)	BGWC-14A	0.03	0.00091	0.04	No	17	0.01305	0.01463	41.18	None	No	0.01	NP (normality)
Lithium (mg/L)	BGWC-16	0.03	0.00049	0.04	No	26	0.02886	0.005787	96.15	None	No	0.01	NP (NDs)
Lithium (mg/L)	BGWC-17	0.03	0.00069	0.04	No	26	0.02887	0.005748	96.15	None	No	0.01	NP (NDs)
Lithium (mg/L)	BGWC-20	0.08305	0.02829	0.04	No	9	0.05567	0.02836	0	None	No	0.01	Param.
Lithium (mg/L)	BGWC-22	0.02767	0.01867	0.04	No	26	0.02317	0.009228	0	None	No	0.01	Param.
Lithium (mg/L)	BGWC-23	0.025	0.01508	0.04	No	26	0.02004	0.01017	0	None	No	0.01	Param.
Lithium (mg/L)	BGWC-24	0.0078	0.0057	0.04	No	27	0.007485	0.002933	11.11	None	No	0.01	NP (normality)
Lithium (mg/L)	BGWC-30	0.0169	0.0014	0.04	No	26	0.008775	0.007696	11.54	None	No	0.01	NP (normality)
Lithium (mg/L)	BGWC-34D	0.03	0.00098	0.04	No	15	0.02611	0.01026	86.67	None	No	0.01	NP (NDs)
Lithium (mg/L)	BGWC-35D	0.01925	0.01181	0.04	No	15	0.01553	0.00549	0	None	No	0.01	Param.
Lithium (mg/L)	BGWC-36D	0.0044	0.0012	0.04	No	15	0.003653	0.004685	13.33	None	No	0.01	NP (normality)
Lithium (mg/L)	BGWC-37D	0.01448	0.002681	0.04	No	11	0.01058	0.01306	0	None	ln(x)	0.01	Param.
Lithium (mg/L)	BGWC-38D	0.0145	0.005118	0.04	No	12	0.009808	0.005977	8.333	None	No	0.01	Param.
Lithium (mg/L)	BGWC-39	0.005276	0.003341	0.04	No	12	0.004308	0.001233	0	None	No	0.01	Param.
Lithium (mg/L)	BGWC-40	0.03	0.00084	0.04	No	11	0.01941	0.0147	63.64	None	No	0.006	NP (NDs)
Lithium (mg/L)	BGWC-41D	0.0024	0.0017	0.04	No	10	0.003162	0.004178	10	None	No	0.011	NP (normality)
Lithium (mg/L)	BGWC-42D	0.03	0.0012	0.04	No	9	0.008022	0.01246	22.22	None	No	0.002	NP (normality)
Lithium (mg/L)	BGWC-43D	0.02716	0.01884	0.04	No	10	0.023	0.004667	0	None	No	0.01	Param.
Lithium (mg/L)	BGWC-44D	0.005271	0.002629	0.04	No	10	0.00395	0.00148	0	None	No	0.01	Param.
Lithium (mg/L)	BGWC-49D	0.00869	0.004885	0.04	No	8	0.006788	0.001795	0	None	No	0.01	Param.
Lithium (mg/L)	BGWC-50D	0.03	0.0015	0.04	No	8	0.01941	0.01461	62.5	None	No	0.004	NP (NDs)
Lithium (mg/L)	BGWC-51	0.03	0.0015	0.04	No	10	0.01878	0.0145	60	None	No	0.011	NP (NDs)
Lithium (mg/L)	BGWC-52	0.003507	0.001235	0.04	No	10	0.01086	0.01325	30	Kaplan-Meier	ln(x)	0.01	Param.
Lithium (mg/L)	BGWC-7	0.009074	0.00734	0.04	No	26	0.008277	0.00189	3.846	None	sqrt(x)	0.01	Param.
Lithium (mg/L)	BGWC-8	0.03	0.001	0.04	No	26	0.02888	0.005687	96.15	None	No	0.01	NP (NDs)
Lithium (mg/L)	BGWC-9	0.03	0.0013	0.04	No	25	0.01059	0.01359	32	None	No	0.01	NP (normality)
Mercury (mg/L)	BGWA-6	0.0002	0.000084	0.002	No	22	0.0001947	0.00002473	95.45	None	No	0.01	NP (NDs)
Mercury (mg/L)	BGWC-10	0.0002	0.00018	0.002	No	24	0.0001887	0.00003637	87.5	None	No	0.01	NP (NDs)
Mercury (mg/L)	BGWC-12	0.0002	0.00013	0.002	No	24	0.000187	0.00003672	87.5	None	No	0.01	NP (NDs)
Mercury (mg/L)	BGWC-14A	0.0002	0.00016	0.002	No	17	0.0001947	0.00001505	88.24	None	No	0.01	NP (NDs)

Confidence Intervals - All Results

Plant Bowen Client: Southern Company Data: Bowen AP-1 Printed 1/16/2025, 2:00 PM

Constituent	Well	Upper Lim.	Lower Lim.	Compliance	Sig.	N	Mean	Std. Dev.	%NDs	ND Adj.	Transform	Alpha	Method
Mercury (mg/L)	BGWC-16	0.0002	0.00015	0.002	No	24	0.0001937	0.00002279	87.5	None	No	0.01	NP (NDs)
Mercury (mg/L)	BGWC-17	0.000227	0.0001487	0.002	No	24	0.0002171	0.00006887	16.67	Kaplan-Meier	No	0.01	Param.
Mercury (mg/L)	BGWC-18	0.0002	0.000079	0.002	No	24	0.000195	0.0000247	95.83	Kaplan-Meier	No	0.01	NP (NDs)
Mercury (mg/L)	BGWC-19	0.0002	0.00018	0.002	No	24	0.0001879	0.00003833	87.5	Kaplan-Meier	No	0.01	NP (NDs)
Mercury (mg/L)	BGWC-20	0.0002	0.000066	0.002	No	24	0.0001944	0.00002735	95.83	Kaplan-Meier	No	0.01	NP (NDs)
Mercury (mg/L)	BGWC-21	0.00021	0.0002	0.002	No	23	0.0002004	0.000002085	95.65	None	No	0.01	NP (NDs)
Mercury (mg/L)	BGWC-22	0.0002	0.000092	0.002	No	24	0.0001889	0.00003827	91.67	None	No	0.01	NP (NDs)
Mercury (mg/L)	BGWC-23	0.0002	0.00013	0.002	No	24	0.0001843	0.00004465	87.5	None	No	0.01	NP (NDs)
Mercury (mg/L)	BGWC-24	0.0009509	0.0001807	0.002	No	25	0.00103	0.001384	16	Kaplan-Meier	x^(1/3)	0.01	Param.
Mercury (mg/L)	BGWC-25	0.0002	0.00015	0.002	No	24	0.0001915	0.00003243	91.67	Kaplan-Meier	No	0.01	NP (NDs)
Mercury (mg/L)	BGWC-30	0.0002	0.000091	0.002	No	24	0.0001588	0.00006105	66.67	Kaplan-Meier	No	0.01	NP (NDs)
Mercury (mg/L)	BGWC-31	0.0002	0.00015	0.002	No	14	0.0001921	0.00002007	85.71	Kaplan-Meier	No	0.01	NP (NDs)
Mercury (mg/L)	BGWC-34D	0.0002	0.00016	0.002	No	14	0.0001929	0.00001858	85.71	Kaplan-Meier	No	0.01	NP (NDs)
Mercury (mg/L)	BGWC-35D	0.0002	0.00016	0.002	No	14	0.0001929	0.00001858	85.71	Kaplan-Meier	No	0.01	NP (NDs)
Mercury (mg/L)	BGWC-36D	0.0002	0.00018	0.002	No	14	0.0001957	0.00001158	85.71	None	No	0.01	NP (NDs)
Mercury (mg/L)	BGWC-38D	0.00028	0.00012	0.002	No	12	0.0002225	0.0001182	66.67	None	No	0.01	NP (NDs)
Mercury (mg/L)	BGWC-39	0.0002	0.00015	0.002	No	12	0.0001958	0.00001443	91.67	None	No	0.01	NP (NDs)
Mercury (mg/L)	BGWC-41D	0.0002	0.0002	0.002	No	10	0.000198	0.000006325	90	None	No	0.011	NP (NDs)
Mercury (mg/L)	BGWC-43D	0.0002	0.0002	0.002	No	10	0.000195	0.00001581	90	None	No	0.011	NP (NDs)
Mercury (mg/L)	BGWC-44D	0.0002	0.0002	0.002	No	10	0.000197	0.000009487	90	None	No	0.011	NP (NDs)
Mercury (mg/L)	BGWC-51	0.0033	0.0002	0.002	No	10	0.001252	0.001584	30	None	No	0.011	NP (normality)
Mercury (mg/L)	BGWC-52	0.0002	0.00019	0.002	No	10	0.000197	0.000006749	80	None	No	0.011	NP (NDs)
Mercury (mg/L)	BGWC-7	0.0002	0.000053	0.002	No	24	0.0001939	0.00003001	95.83	None	No	0.01	NP (NDs)
Mercury (mg/L)	BGWC-8	0.0002	0.00016	0.002	No	24	0.000194	0.00002222	91.67	None	No	0.01	NP (NDs)
Mercury (mg/L)	BGWC-9	0.0002	0.00016	0.002	No	23	0.00019	0.00002908	86.96	None	No	0.01	NP (NDs)
Molybdenum (mg/L)	BGWA-6	0.01	0.001	0.1	No	23	0.008778	0.003228	86.96	None	No	0.01	NP (NDs)
Molybdenum (mg/L)	BGWC-10	0.003687	0.002963	0.1	No	26	0.003392	0.0008694	0	None	ln(x)	0.01	Param.
Molybdenum (mg/L)	BGWC-14A	0.0045	0.0013	0.1	No	17	0.003179	0.003343	17.65	None	No	0.01	NP (normality)
Molybdenum (mg/L)	BGWC-19	0.01	0.00023	0.1	No	26	0.009624	0.001916	96.15	None	No	0.01	NP (NDs)
Molybdenum (mg/L)	BGWC-20	0.026	0.013	0.1	No	26	0.02227	0.01503	0	None	No	0.01	NP (normality)
Molybdenum (mg/L)	BGWC-21	0.002792	0.001752	0.1	No	25	0.004148	0.003152	20	Kaplan-Meier	ln(x)	0.01	Param.
Molybdenum (mg/L)	BGWC-22	0.05498	0.04239	0.1	No	29	0.04968	0.01426	0	None	x^(1/3)	0.01	Param.
Molybdenum (mg/L)	BGWC-23	0.01239	0.01052	0.1	No	28	0.01103	0.002544	0	None	x^3	0.01	Param.
Molybdenum (mg/L)	BGWC-24	0.01	0.0026	0.1	No	29	0.006643	0.003942	55.17	None	No	0.01	NP (NDs)
Molybdenum (mg/L)	BGWC-25	0.01	0.0039	0.1	No	26	0.007825	0.003437	69.23	None	No	0.01	NP (NDs)
Molybdenum (mg/L)	BGWC-30	0.0112	0.00526	0.1	No	28	0.009175	0.006812	0	None	sqrt(x)	0.01	Param.
Molybdenum (mg/L)	BGWC-31	0.01	0.00033	0.1	No	15	0.009355	0.002497	93.33	None	No	0.01	NP (NDs)
Molybdenum (mg/L)	BGWC-32	0.004056	0.003357	0.1	No	16	0.003706	0.0005372	0	None	No	0.01	Param.
Molybdenum (mg/L)	BGWC-34D	0.0021	0.00094	0.1	No	15	0.001353	0.001051	6.667	None	No	0.01	NP (normality)
Molybdenum (mg/L)	BGWC-35D	0.03603	0.02935	0.1	No	16	0.03269	0.005134	0	None	No	0.01	Param.
Molybdenum (mg/L)	BGWC-36D	0.01265	0.008247	0.1	No	16	0.01045	0.003385	0	None	No	0.01	Param.
Molybdenum (mg/L)	BGWC-37D	0.01978	0.0108	0.1	No	13	0.01592	0.008034	0	None	ln(x)	0.01	Param.
Molybdenum (mg/L)	BGWC-38D	0.1146	0.07029	0.1	No	14	0.09243	0.03126	0	None	No	0.01	Param.
Molybdenum (mg/L)	BGWC-39	0.007053	0.003414	0.1	No	12	0.005233	0.002319	0	None	No	0.01	Param.
Molybdenum (mg/L)	BGWC-40	0.01	0.0012	0.1	No	12	0.007774	0.00403	75	None	No	0.01	NP (NDs)
Molybdenum (mg/L)	BGWC-41D	0.0119	0.007282	0.1	No	11	0.009591	0.002771	9.091	None	No	0.01	Param.
Molybdenum (mg/L)	BGWC-42D	0.01627	0.006912	0.1	No	12	0.01159	0.005964	0	None	No	0.01	Param.
Molybdenum (mg/L)	**BGWC-43D**	**0.1944**	**0.1333**	**0.1**	**Yes**	**13**	**0.1638**	**0.04114**	**0**	**None**	**No**	**0.01**	**Param.**
Molybdenum (mg/L)	BGWC-44D	0.00791	0.001617	0.1	No	11	0.004764	0.003776	9.091	None	No	0.01	Param.
Molybdenum (mg/L)	BGWC-49D	0.006801	0.004649	0.1	No	8	0.005725	0.001015	0	None	No	0.01	Param.
Molybdenum (mg/L)	BGWC-50D	0.005288	0.002012	0.1	No	8	0.00365	0.001546	0	None	No	0.01	Param.
Molybdenum (mg/L)	BGWC-51	0.01	0.01	0.1	No	10	0.00927	0.002308	90	None	No	0.011	NP (NDs)
Molybdenum (mg/L)	BGWC-52	0.0058	0.0038	0.1	No	10	0.00468	0.00159	0	None	No	0.011	NP (normality)
Molybdenum (mg/L)	BGWC-7	0.011	0.0098	0.1	No	26	0.01035	0.002352	0	None	No	0.01	NP (normality)
Molybdenum (mg/L)	BGWC-8	0.01	0.0013	0.1	No	26	0.004827	0.004012	34.62	None	No	0.01	NP (normality)

Confidence Intervals - All Results

Plant Bowen Client: Southern Company Data: Bowen AP-1 Printed 1/16/2025, 2:00 PM

Constituent	Well	Upper Lim.	Lower Lim.	Compliance	Sig.	N	Mean	Std. Dev.	%NDs	ND Adj.	Transform	Alpha	Method
Molybdenum (mg/L)	BGWC-9	0.003264	0.002624	0.1	No	25	0.002944	0.000641	0	None	No	0.01	Param.
Selenium (mg/L)	BGWA-6	0.005	0.0032	0.05	No	22	0.004705	0.001054	90.91	None	No	0.01	NP (NDs)
Selenium (mg/L)	BGWC-12	0.005	0.0004	0.05	No	24	0.004808	0.000939	95.83	None	No	0.01	NP (NDs)
Selenium (mg/L)	BGWC-14A	0.005	0.0014	0.05	No	17	0.004788	0.0008731	94.12	None	No	0.01	NP (NDs)
Selenium (mg/L)	BGWC-16	0.005	0.0018	0.05	No	24	0.003462	0.001664	50	None	No	0.01	NP (normality)
Selenium (mg/L)	BGWC-17	0.005	0.0022	0.05	No	24	0.004361	0.001486	83.33	None	No	0.01	NP (NDs)
Selenium (mg/L)	BGWC-18	0.005	0.0024	0.05	No	24	0.004454	0.001271	83.33	None	No	0.01	NP (NDs)
Selenium (mg/L)	BGWC-19	0.005	0.0013	0.05	No	24	0.004317	0.001569	83.33	None	No	0.01	NP (NDs)
Selenium (mg/L)	BGWC-20	0.005	0.0037	0.05	No	24	0.004946	0.0002654	95.83	None	No	0.01	NP (NDs)
Selenium (mg/L)	BGWC-21	0.005	0.001	0.05	No	23	0.004614	0.001286	91.3	None	No	0.01	NP (NDs)
Selenium (mg/L)	BGWC-22	0.005	0.0026	0.05	No	24	0.004621	0.002069	75	None	No	0.01	NP (NDs)
Selenium (mg/L)	BGWC-23	0.0176	0.002	0.05	No	24	0.005271	0.002763	87.5	None	No	0.01	NP (NDs)
Selenium (mg/L)	BGWC-24	0.008853	0.004007	0.05	No	25	0.008348	0.008246	12	None	ln(x)	0.01	Param.
Selenium (mg/L)	BGWC-30	0.009369	0.005939	0.05	No	24	0.007654	0.003361	8.333	None	No	0.01	Param.
Selenium (mg/L)	BGWC-31	0.005	0.00008	0.05	No	14	0.004649	0.001315	92.86	None	No	0.01	NP (NDs)
Selenium (mg/L)	BGWC-32	0.005	0.00015	0.05	No	14	0.004654	0.001296	92.86	None	No	0.01	NP (NDs)
Selenium (mg/L)	BGWC-34D	0.005	0.0001	0.05	No	14	0.00465	0.00131	92.86	None	No	0.01	NP (NDs)
Selenium (mg/L)	BGWC-36D	0.01231	0.007299	0.05	No	14	0.009807	0.00354	0	None	No	0.01	Param.
Selenium (mg/L)	BGWC-38D	0.005	0.003	0.05	No	12	0.004433	0.001015	58.33	None	No	0.01	NP (NDs)
Selenium (mg/L)	BGWC-39	0.005	0.002	0.05	No	12	0.0045	0.001168	83.33	None	No	0.01	NP (NDs)
Selenium (mg/L)	BGWC-40	0.009418	0.005332	0.05	No	12	0.007375	0.002604	0	None	No	0.01	Param.
Selenium (mg/L)	BGWC-41D	0.005	0.0016	0.05	No	10	0.00398	0.001642	70	None	No	0.011	NP (NDs)
Selenium (mg/L)	BGWC-42D	0.005	0.0027	0.05	No	10	0.00449	0.001082	80	None	No	0.011	NP (NDs)
Selenium (mg/L)	BGWC-43D	0.005	0.0028	0.05	No	10	0.00443	0.001408	70	None	No	0.011	NP (NDs)
Selenium (mg/L)	BGWC-51	0.01194	0.004498	0.05	No	10	0.00822	0.004172	0	None	No	0.01	Param.
Selenium (mg/L)	BGWC-52	0.005	0.0016	0.05	No	10	0.00359	0.001631	50	None	No	0.011	NP (normality)
Selenium (mg/L)	BGWC-8	0.005	0.00015	0.05	No	24	0.004592	0.001384	91.67	None	No	0.01	NP (NDs)
Selenium (mg/L)	BGWC-9	0.005	0.0014	0.05	No	23	0.003022	0.001962	47.83	None	No	0.01	NP (normality)
Thallium (mg/L)	BGWA-6	0.001	0.00007	0.002	No	23	0.0006055	0.0004614	56.52	None	No	0.01	NP (NDs)
Thallium (mg/L)	BGWC-12	0.001	0.00009	0.002	No	26	0.0008224	0.0003713	80.77	None	No	0.01	NP (NDs)
Thallium (mg/L)	BGWC-14A	0.0005235	0.0002977	0.002	No	17	0.0004106	0.0001802	0	None	No	0.01	Param.
Thallium (mg/L)	BGWC-16	0.00025	0.0002	0.002	No	26	0.0002465	0.00008084	7.692	None	No	0.01	NP (normality)
Thallium (mg/L)	BGWC-17	0.001	0.00009	0.002	No	26	0.0006562	0.0004452	61.54	None	No	0.01	NP (NDs)
Thallium (mg/L)	BGWC-18	0.001	0.00019	0.002	No	26	0.0008611	0.0003329	84.62	None	No	0.01	NP (NDs)
Thallium (mg/L)	BGWC-19	0.001	0.00021	0.002	No	26	0.0007567	0.0004095	73.08	None	No	0.01	NP (NDs)
Thallium (mg/L)	BGWC-20	0.001	0.00025	0.002	No	26	0.0009404	0.0002107	92.31	None	No	0.01	NP (NDs)
Thallium (mg/L)	BGWC-22	0.0008457	0.0006443	0.002	No	26	0.000745	0.0002067	0	None	No	0.01	Param.
Thallium (mg/L)	BGWC-23	0.001	0.00039	0.002	No	26	0.000765	0.000349	65.38	None	No	0.01	NP (NDs)
Thallium (mg/L)	BGWC-24	0.0005191	0.0003678	0.002	No	27	0.000573	0.000247	18.52	Kaplan-Meier	sqrt(x)	0.01	Param.
Thallium (mg/L)	BGWC-30	0.001	0.00034	0.002	No	26	0.0006652	0.0003285	34.62	None	No	0.01	NP (normality)
Thallium (mg/L)	BGWC-32	0.001	0.00014	0.002	No	15	0.0005623	0.0004317	46.67	None	No	0.01	NP (normality)
Thallium (mg/L)	BGWC-34D	0.001	0.000089	0.002	No	15	0.0009393	0.0002352	93.33	None	No	0.01	NP (NDs)
Thallium (mg/L)	BGWC-35D	0.001	0.00022	0.002	No	15	0.0007805	0.0003787	73.33	None	No	0.01	NP (NDs)
Thallium (mg/L)	BGWC-36D	0.001	0.00018	0.002	No	15	0.0004207	0.0003663	26.67	None	No	0.01	NP (normality)
Thallium (mg/L)	BGWC-37D	0.001	0.00048	0.002	No	12	0.0009567	0.0001501	91.67	None	No	0.01	NP (NDs)
Thallium (mg/L)	BGWC-38D	0.0027	0.00018	0.002	No	12	0.0009405	0.0006573	58.33	None	No	0.01	NP (NDs)
Thallium (mg/L)	BGWC-39	0.001	0.00017	0.002	No	12	0.0006	0.0004193	50	None	No	0.01	NP (normality)
Thallium (mg/L)	BGWC-40	0.001	0.00014	0.002	No	12	0.0009283	0.0002483	91.67	None	No	0.01	NP (NDs)
Thallium (mg/L)	BGWC-43D	0.003492	0.001508	0.002	No	11	0.0025	0.001191	0	None	No	0.01	Param.
Thallium (mg/L)	BGWC-51	0.001	0.0004	0.002	No	10	0.00086	0.0002989	80	None	No	0.011	NP (NDs)
Thallium (mg/L)	BGWC-52	0.001	0.00023	0.002	No	10	0.000588	0.0003628	40	None	No	0.011	NP (normality)
Thallium (mg/L)	BGWC-7	0.001	0.00023	0.002	No	26	0.0007024	0.0004019	61.54	None	No	0.01	NP (NDs)
Thallium (mg/L)	BGWC-9	0.001	0.00022	0.002	No	25	0.0008338	0.0003402	80	None	No	0.01	NP (NDs)

Appendix IV Trend Tests - Significant Results

Plant Bowen Client: Southern Company Data: Bowen AP-1 Printed 10/15/2024, 10:27 AM

Constituent	Well	Slope	Calc.	Critical	Sig.	N	%NDs	Normality	Alpha	Method
Arsenic (mg/L)	**BGWA-33 (bg)**	**0.0007002**	**50**	**37**	**Yes**	**14**	**14.29**	**n/a**	**0.05**	**NP**
Cobalt (mg/L)	**BGWC-16**	**0.0009731**	**245**	**90**	**Yes**	**26**	**3.846**	**n/a**	**0.05**	**NP**
Cobalt (mg/L)	**BGWC-22**	**0.002519**	**209**	**123**	**Yes**	**32**	**0**	**n/a**	**0.05**	**NP**
Molybdenum (mg/L)	**BGWA-33 (bg)**	**-0.00462**	**-68**	**-41**	**Yes**	**15**	**0**	**n/a**	**0.05**	**NP**

Appendix IV Trend Tests - All Results

Plant Bowen Client: Southern Company Data: Bowen AP-1 Printed 10/15/2024, 10:27 AM

Constituent	Well	Slope	Calc.	Critical	Sig.	N	%NDs	Normality	Alpha	Method
Arsenic (mg/L)	BGWA-2 (bg)	0	67	90	No	26	53.85	n/a	0.05	NP
Arsenic (mg/L)	BGWA-29 (bg)	0	35	90	No	26	61.54	n/a	0.05	NP
Arsenic (mg/L)	**BGWA-33 (bg)**	**0.0007002**	**50**	**37**	**Yes**	**14**	**14.29**	**n/a**	**0.05**	**NP**
Arsenic (mg/L)	BGWA-47D (bg)	0	26	49	No	17	76.47	n/a	0.05	NP
Arsenic (mg/L)	BGWA-48D (bg)	0	11	49	No	17	41.18	n/a	0.05	NP
Arsenic (mg/L)	BGWC-34D	-0.0003231	-26	-49	No	17	0	n/a	0.05	NP
Cobalt (mg/L)	BGWA-2 (bg)	0	23	96	No	27	88.89	n/a	0.05	NP
Cobalt (mg/L)	BGWA-29 (bg)	0	0	90	No	26	100	n/a	0.05	NP
Cobalt (mg/L)	BGWA-33 (bg)	0	-19	-37	No	14	64.29	n/a	0.05	NP
Cobalt (mg/L)	BGWA-47D (bg)	0	14	49	No	17	94.12	n/a	0.05	NP
Cobalt (mg/L)	BGWA-48D (bg)	0	19	49	No	17	88.24	n/a	0.05	NP
Cobalt (mg/L)	**BGWC-16**	**0.0009731**	**245**	**90**	**Yes**	**26**	**3.846**	**n/a**	**0.05**	**NP**
Cobalt (mg/L)	**BGWC-22**	**0.002519**	**209**	**123**	**Yes**	**32**	**0**	**n/a**	**0.05**	**NP**
Molybdenum (mg/L)	BGWA-2 (bg)	0	70	96	No	27	55.56	n/a	0.05	NP
Molybdenum (mg/L)	BGWA-29 (bg)	0	1	90	No	26	96.15	n/a	0.05	NP
Molybdenum (mg/L)	**BGWA-33 (bg)**	**-0.00462**	**-68**	**-41**	**Yes**	**15**	**0**	**n/a**	**0.05**	**NP**
Molybdenum (mg/L)	BGWA-47D (bg)	0	16	49	No	17	94.12	n/a	0.05	NP
Molybdenum (mg/L)	BGWA-48D (bg)	-0.0005681	-21	-49	No	17	0	n/a	0.05	NP
Molybdenum (mg/L)	BGWC-43D	-0.007318	-13	-34	No	13	0	n/a	0.05	NP

Table of Contents

Figure A. Time Series	34
Figure B. Box Plots	440
Figure C. Outlier Summary	462
Figure D. Appendix III Interwell Prediction Limits	464
Figure E. Appendix III Trend Tests	556
Figure F. Upper Tolerance Limits	583
Figure G. Groundwater Protection Standards	623
Figure H. Confidence Intervals	625
Figure I. Appendix IV Trend Tests	765

FIGURE A.

Sanitas™ v.10.0.22 Software licensed to Groundwater Stats Consulting. UG
Hollow symbols indicate censored values.

Time Series

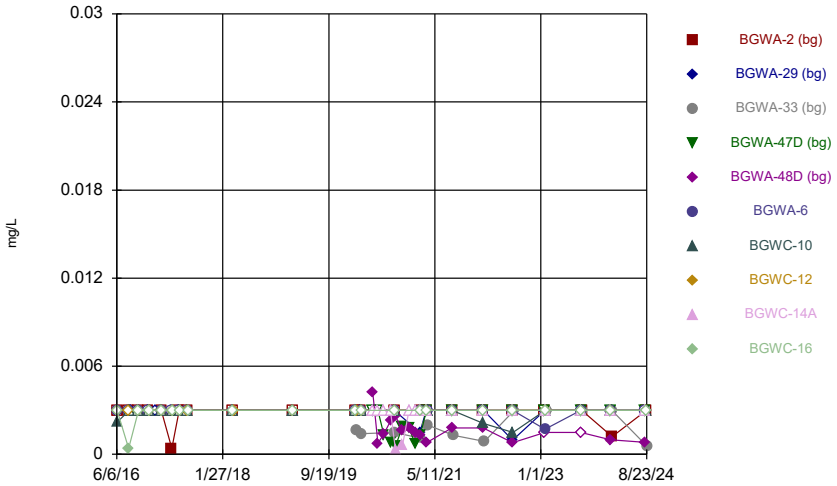

Constituent: Antimony Analysis Run 10/11/2024 9:20 AM
Plant Bowen Client: Southern Company Data: Bowen AP-1

Sanitas™ v.10.0.22 Software licensed to Groundwater Stats Consulting. UG
Hollow symbols indicate censored values.

Time Series

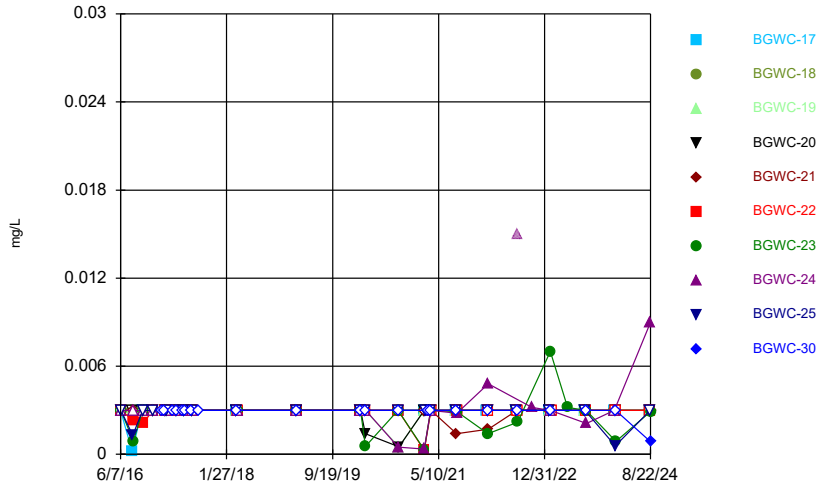

Constituent: Antimony Analysis Run 10/11/2024 9:20 AM
Plant Bowen Client: Southern Company Data: Bowen AP-1

Sanitas™ v.10.0.22 Software licensed to Groundwater Stats Consulting. UG
Hollow symbols indicate censored values.

Time Series

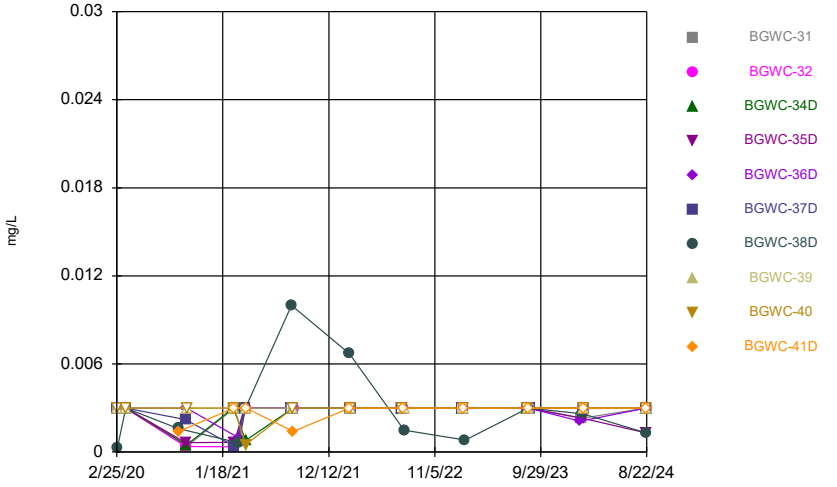

Constituent: Antimony Analysis Run 10/11/2024 9:20 AM
Plant Bowen Client: Southern Company Data: Bowen AP-1

Sanitas™ v.10.0.22 Software licensed to Groundwater Stats Consulting. UG
Hollow symbols indicate censored values.

Time Series

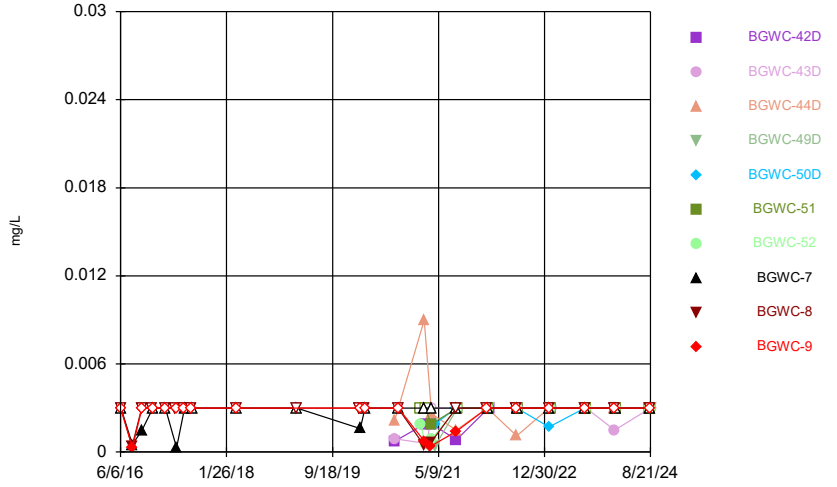

Constituent: Antimony Analysis Run 10/11/2024 9:20 AM
Plant Bowen Client: Southern Company Data: Bowen AP-1

Sanitas™ v.10.0.22 Software licensed to Groundwater Stats Consulting. UG
Hollow symbols indicate censored values.

Time Series

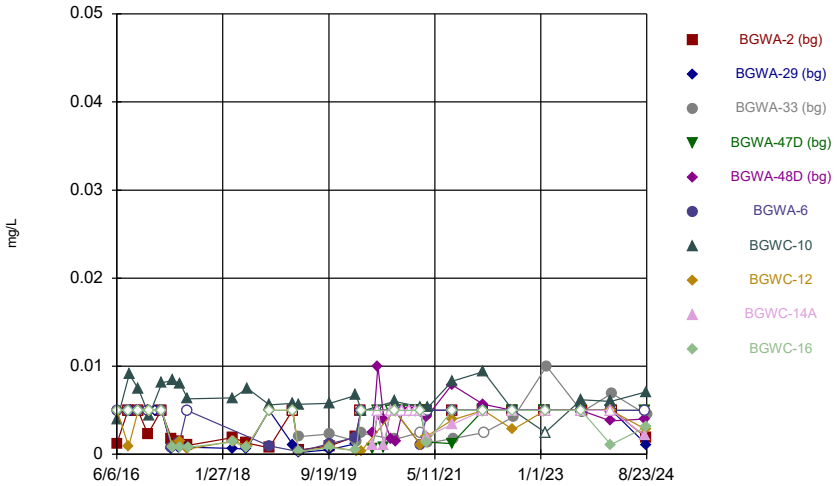

Constituent: Arsenic Analysis Run 10/11/2024 9:20 AM
Plant Bowen Client: Southern Company Data: Bowen AP-1

Sanitas™ v.10.0.22 Software licensed to Groundwater Stats Consulting. UG
Hollow symbols indicate censored values.

Time Series

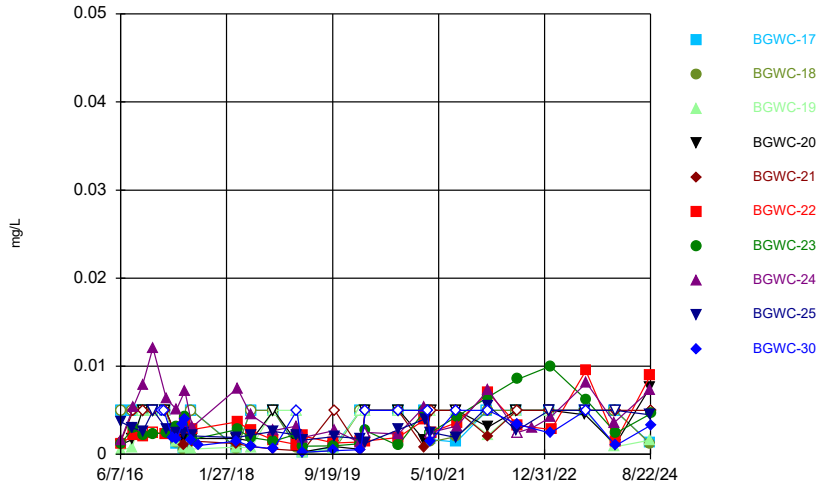

Constituent: Arsenic Analysis Run 10/11/2024 9:20 AM
Plant Bowen Client: Southern Company Data: Bowen AP-1

Sanitas™ v.10.0.22 Software licensed to Groundwater Stats Consulting. UG
Hollow symbols indicate censored values.

Time Series

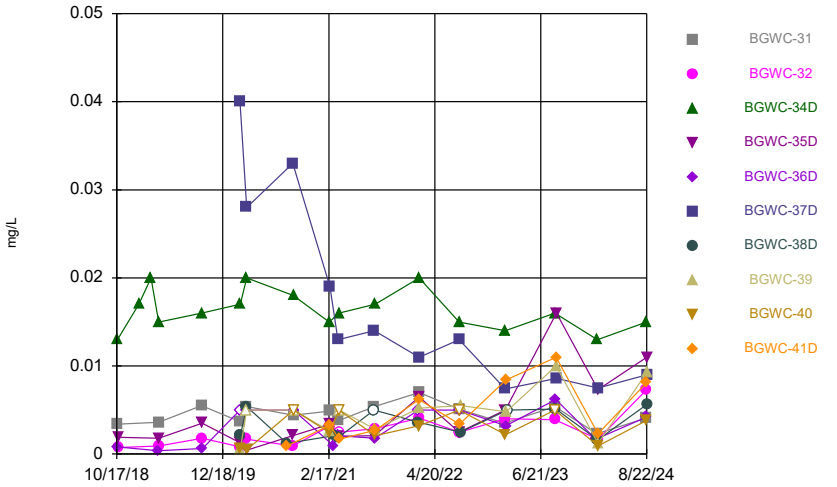

Constituent: Arsenic Analysis Run 10/11/2024 9:20 AM
Plant Bowen Client: Southern Company Data: Bowen AP-1

Sanitas™ v.10.0.22 Software licensed to Groundwater Stats Consulting. UG
Hollow symbols indicate censored values.

Time Series

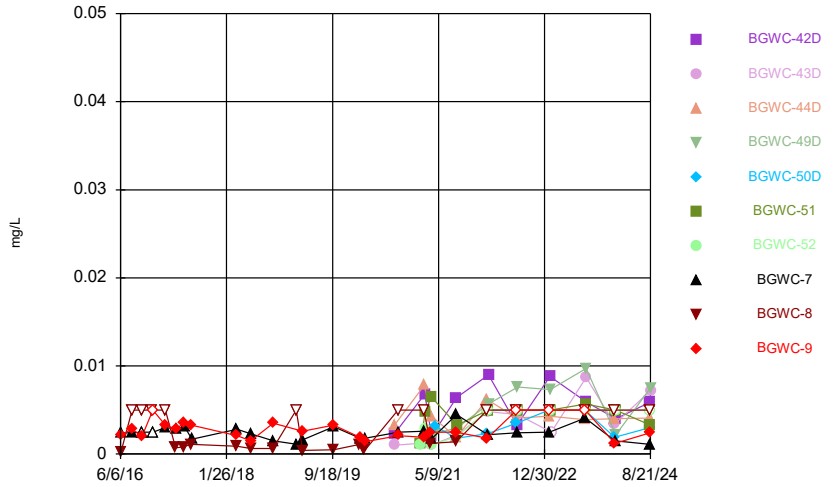

Constituent: Arsenic Analysis Run 10/11/2024 9:20 AM
Plant Bowen Client: Southern Company Data: Bowen AP-1

Sanitas™ v.10.0.22 Software licensed to Groundwater Stats Consulting. UG

Time Series

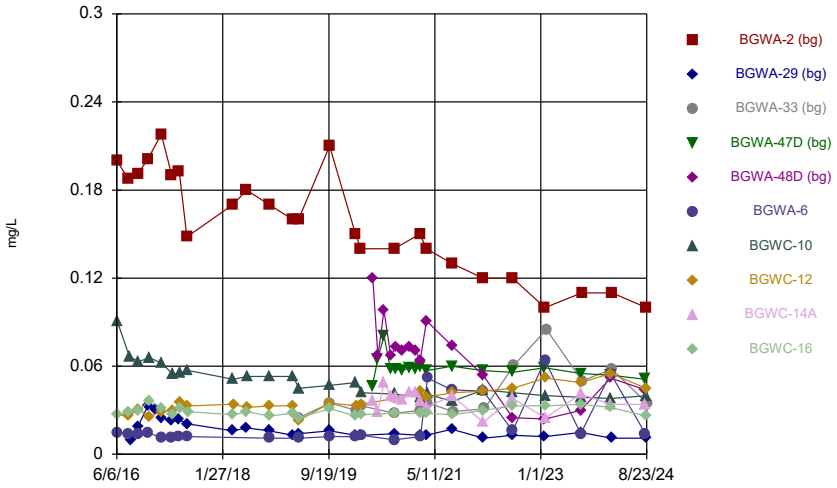

Constituent: Barium Analysis Run 10/11/2024 9:20 AM

Plant Bowen Client: Southern Company Data: Bowen AP-1

Sanitas™ v.10.0.22 Software licensed to Groundwater Stats Consulting. UG

Time Series

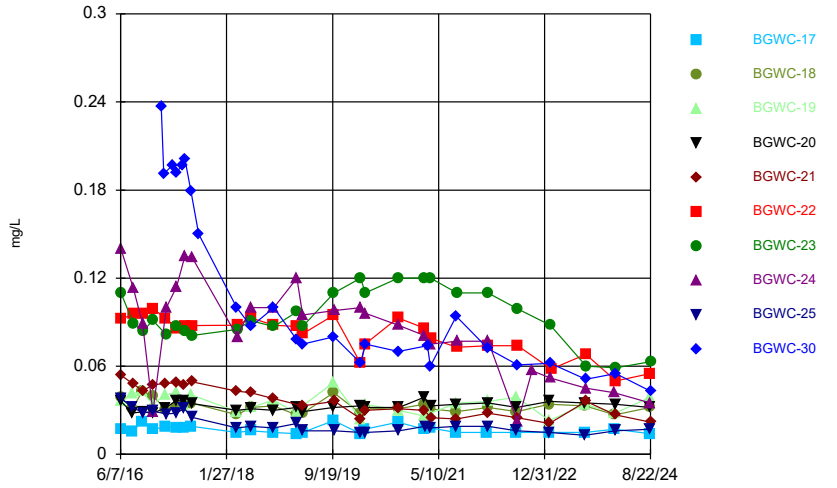

Constituent: Barium Analysis Run 10/11/2024 9:20 AM

Plant Bowen Client: Southern Company Data: Bowen AP-1

Sanitas™ v.10.0.22 Software licensed to Groundwater Stats Consulting. UG

Time Series

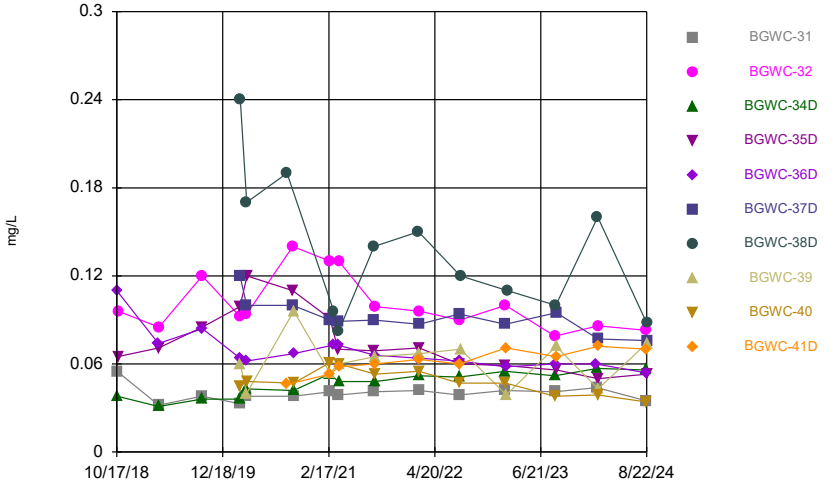

Constituent: Barium Analysis Run 10/11/2024 9:20 AM

Plant Bowen Client: Southern Company Data: Bowen AP-1

Sanitas™ v.10.0.22 Software licensed to Groundwater Stats Consulting. UG

Time Series

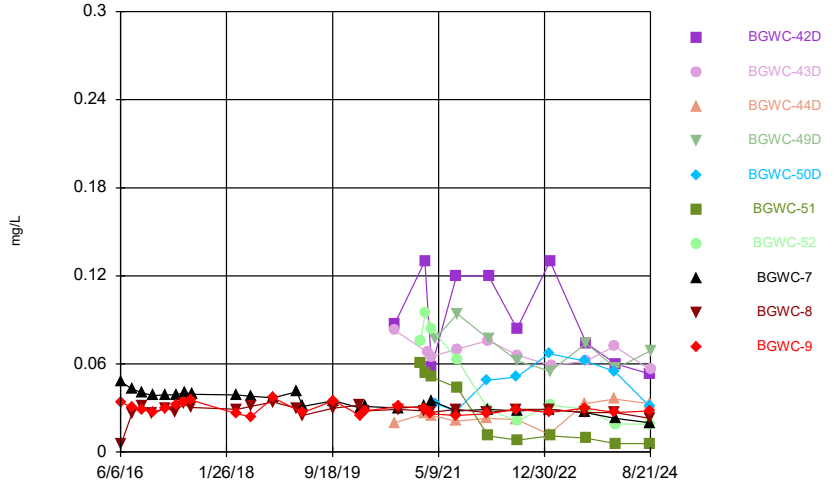

Constituent: Barium Analysis Run 10/11/2024 9:20 AM

Plant Bowen Client: Southern Company Data: Bowen AP-1

Sanitas™ v.10.0.22 Software licensed to Groundwater Stats Consulting. UG
Hollow symbols indicate censored values.

Time Series

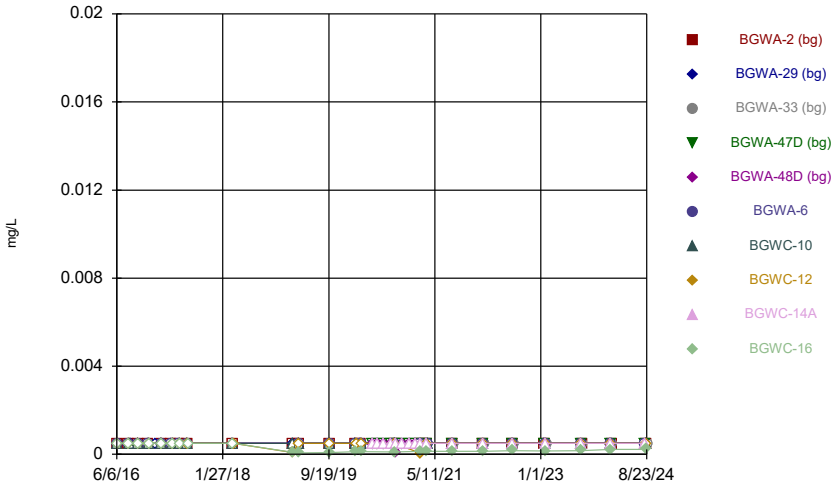

Constituent: Beryllium Analysis Run 10/11/2024 9:20 AM
Plant Bowen Client: Southern Company Data: Bowen AP-1

Sanitas™ v.10.0.22 Software licensed to Groundwater Stats Consulting. UG
Hollow symbols indicate censored values.

Time Series

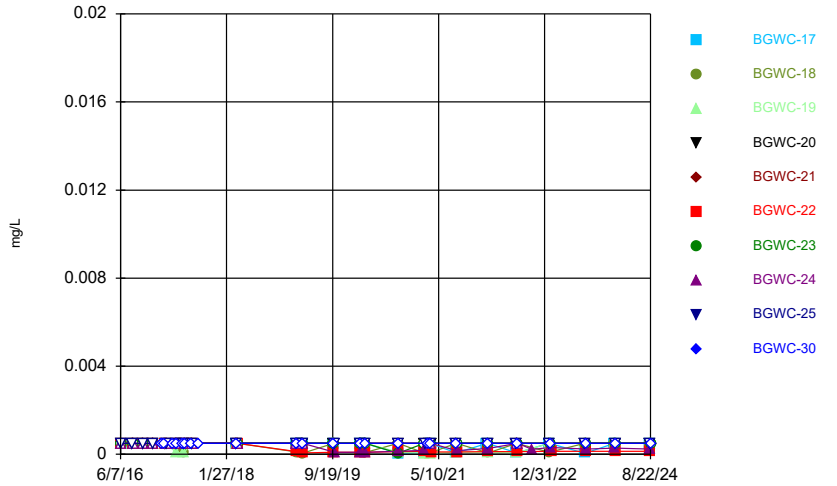

Constituent: Beryllium Analysis Run 10/11/2024 9:20 AM
Plant Bowen Client: Southern Company Data: Bowen AP-1

Sanitas™ v.10.0.22 Software licensed to Groundwater Stats Consulting. UG
Hollow symbols indicate censored values.

Time Series

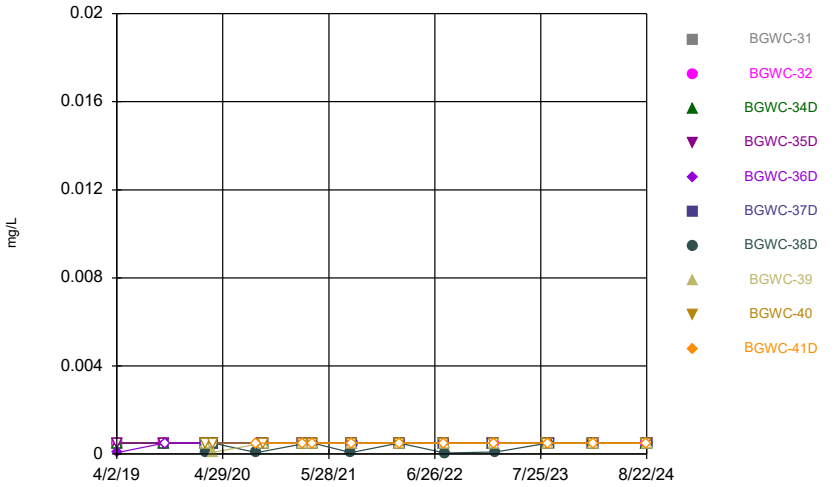

Constituent: Beryllium Analysis Run 10/11/2024 9:20 AM
Plant Bowen Client: Southern Company Data: Bowen AP-1

Sanitas™ v.10.0.22 Software licensed to Groundwater Stats Consulting. UG
Hollow symbols indicate censored values.

Time Series

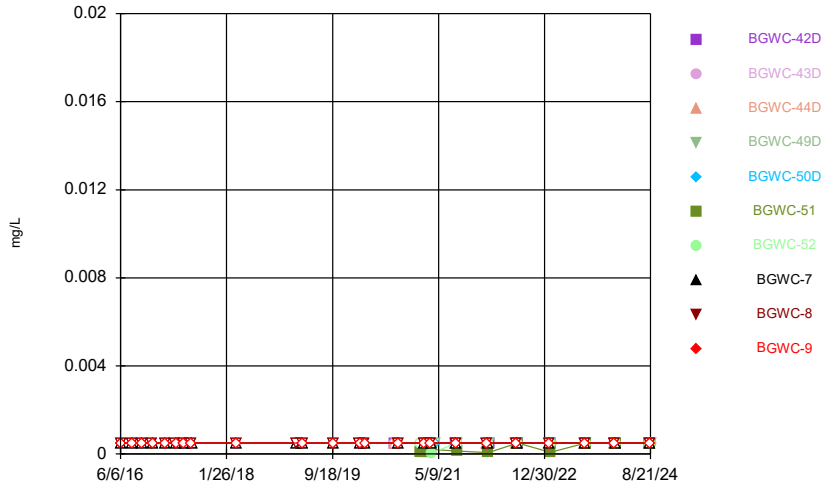

Constituent: Beryllium Analysis Run 10/11/2024 9:20 AM
Plant Bowen Client: Southern Company Data: Bowen AP-1

Sanitas™ v.10.0.22 Software licensed to Groundwater Stats Consulting. UG
Hollow symbols indicate censored values.

Time Series

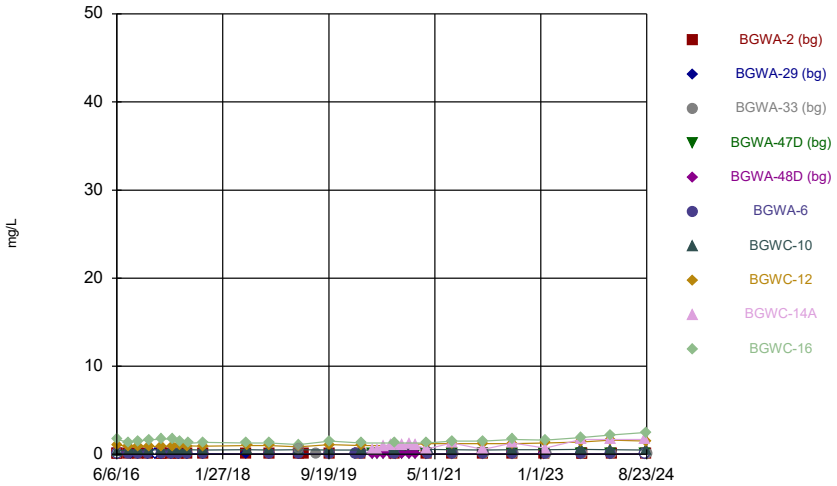

Constituent: Boron Analysis Run 10/11/2024 9:21 AM
Plant Bowen Client: Southern Company Data: Bowen AP-1

Sanitas™ v.10.0.22 Software licensed to Groundwater Stats Consulting. UG

Time Series

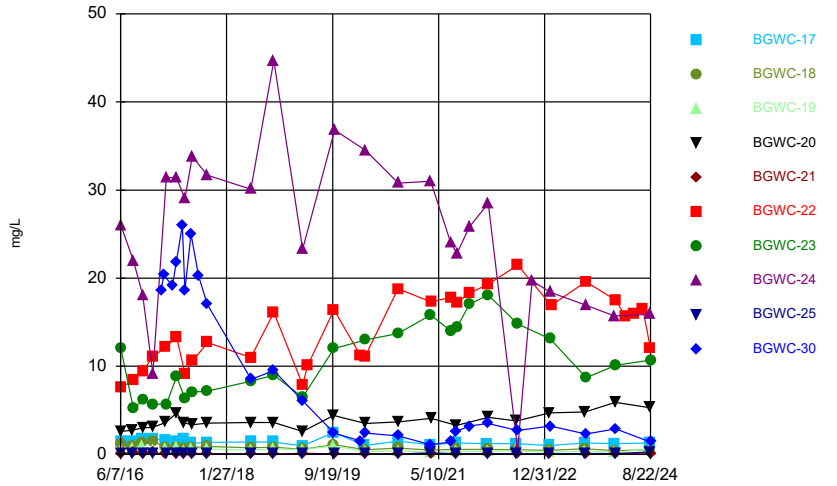

Constituent: Boron Analysis Run 10/11/2024 9:21 AM
Plant Bowen Client: Southern Company Data: Bowen AP-1

Sanitas™ v.10.0.22 Software licensed to Groundwater Stats Consulting. UG

Time Series

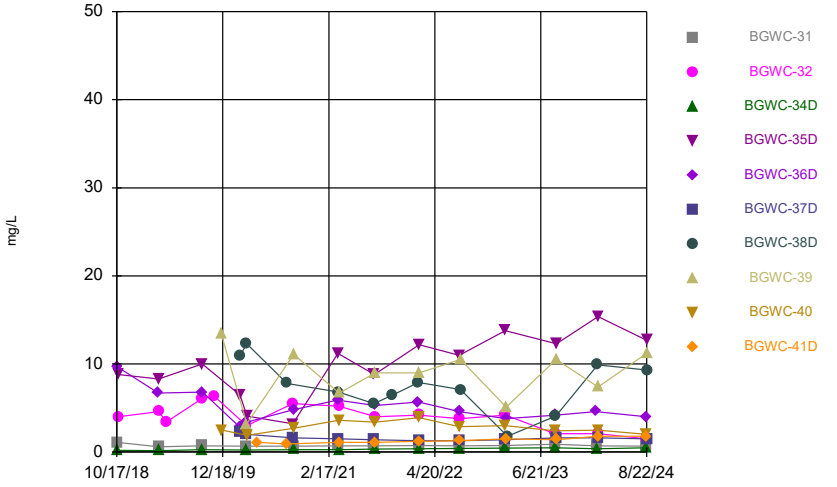

Constituent: Boron Analysis Run 10/11/2024 9:21 AM
Plant Bowen Client: Southern Company Data: Bowen AP-1

Sanitas™ v.10.0.22 Software licensed to Groundwater Stats Consulting. UG

Time Series

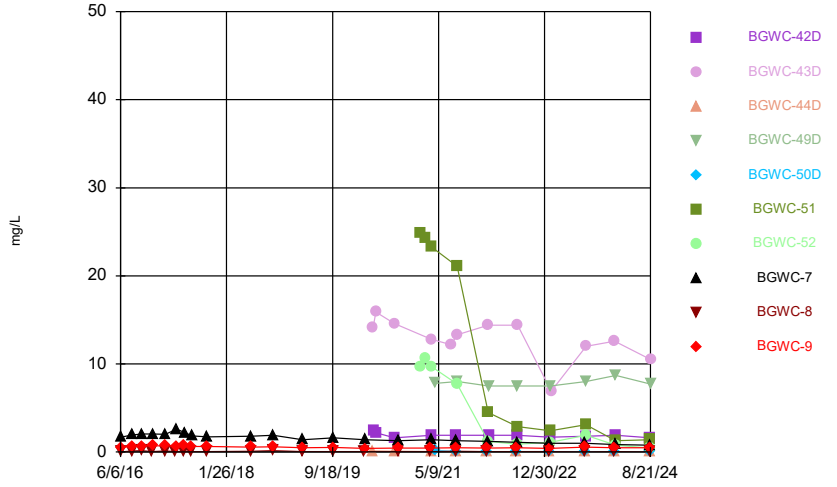

Constituent: Boron Analysis Run 10/11/2024 9:21 AM
Plant Bowen Client: Southern Company Data: Bowen AP-1

Sanitas™ v.10.0.22 Software licensed to Groundwater Stats Consulting. UG
Hollow symbols indicate censored values.

Time Series

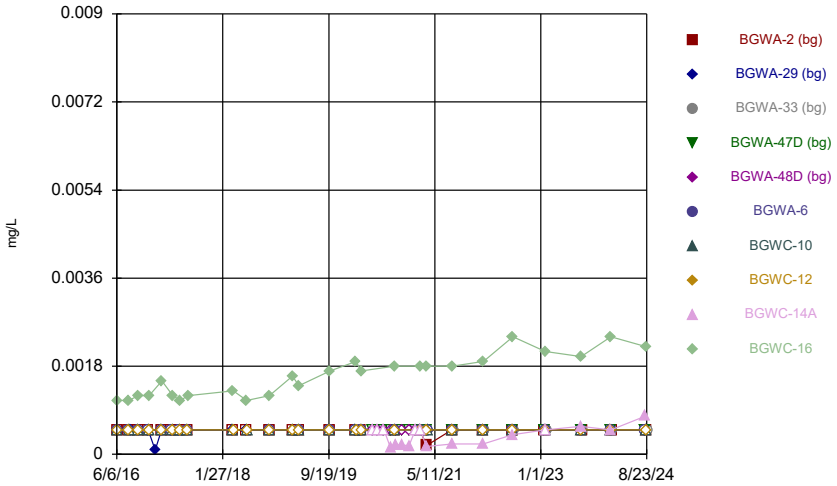

Constituent: Cadmium Analysis Run 10/11/2024 9:21 AM
Plant Bowen Client: Southern Company Data: Bowen AP-1

Sanitas™ v.10.0.22 Software licensed to Groundwater Stats Consulting. UG
Hollow symbols indicate censored values.

Time Series

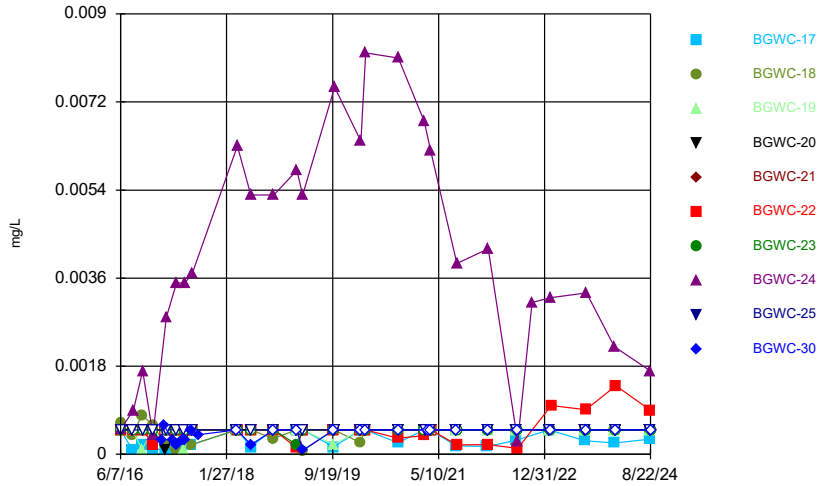

Constituent: Cadmium Analysis Run 10/11/2024 9:21 AM
Plant Bowen Client: Southern Company Data: Bowen AP-1

Sanitas™ v.10.0.22 Software licensed to Groundwater Stats Consulting. UG
Hollow symbols indicate censored values.

Time Series

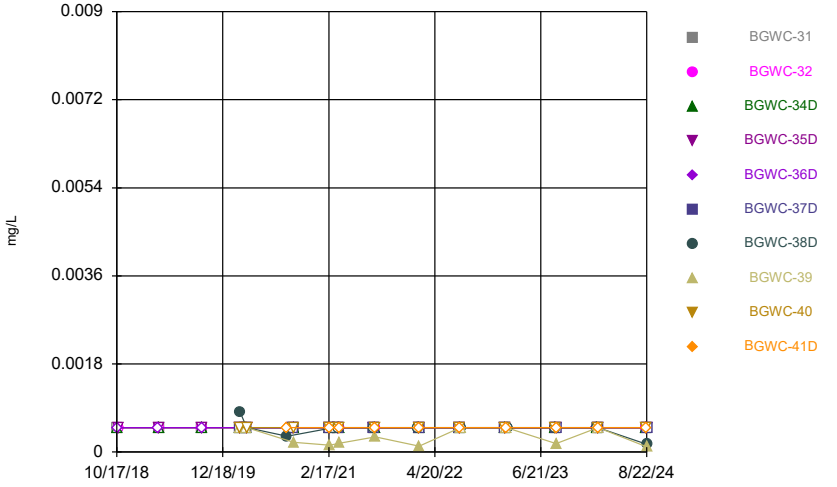

Constituent: Cadmium Analysis Run 10/11/2024 9:21 AM
Plant Bowen Client: Southern Company Data: Bowen AP-1

Sanitas™ v.10.0.22 Software licensed to Groundwater Stats Consulting. UG
Hollow symbols indicate censored values.

Time Series

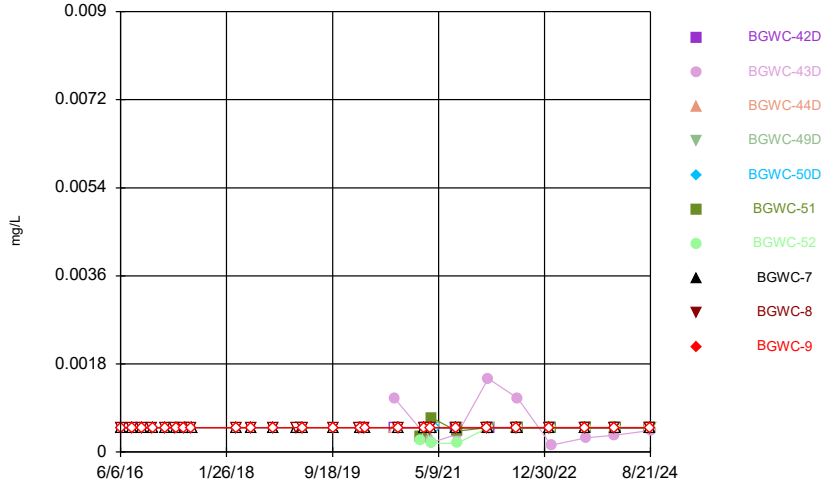

Constituent: Cadmium Analysis Run 10/11/2024 9:21 AM
Plant Bowen Client: Southern Company Data: Bowen AP-1

Sanitas™ v.10.0.22 Software licensed to Groundwater Stats Consulting. UG

Time Series

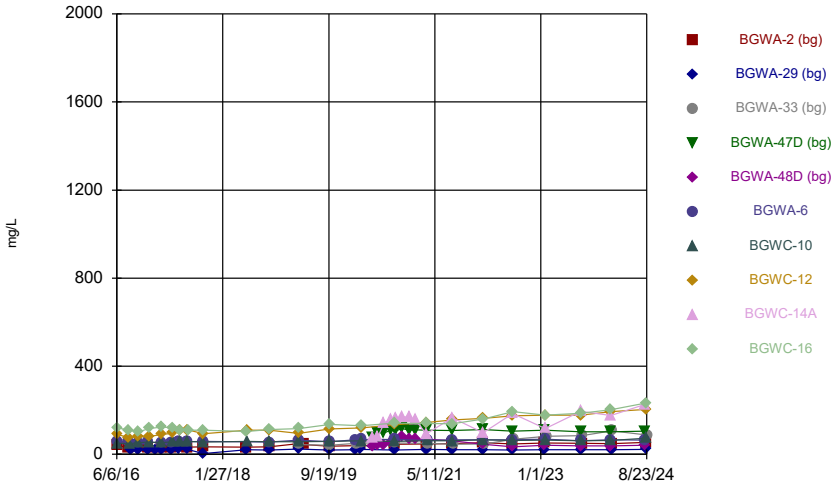

Constituent: Calcium Analysis Run 10/11/2024 9:21 AM

Plant Bowen Client: Southern Company Data: Bowen AP-1

Sanitas™ v.10.0.22 Software licensed to Groundwater Stats Consulting. UG

Time Series

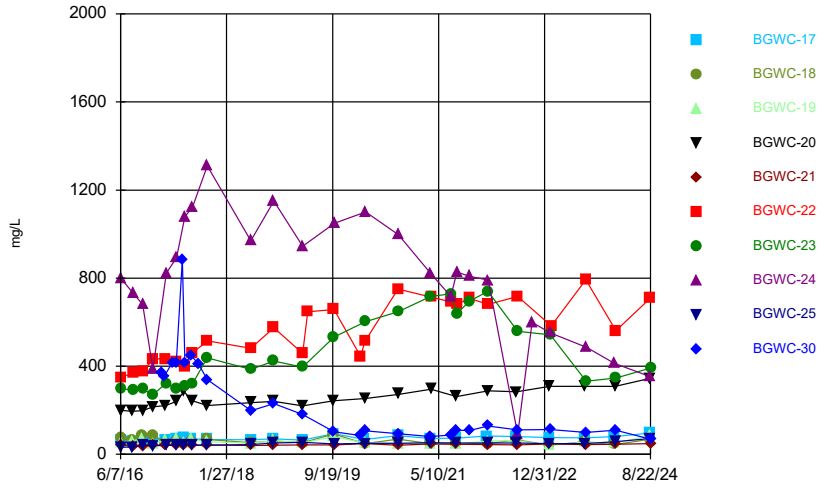

Constituent: Calcium Analysis Run 10/11/2024 9:21 AM

Plant Bowen Client: Southern Company Data: Bowen AP-1

Sanitas™ v.10.0.22 Software licensed to Groundwater Stats Consulting. UG

Time Series

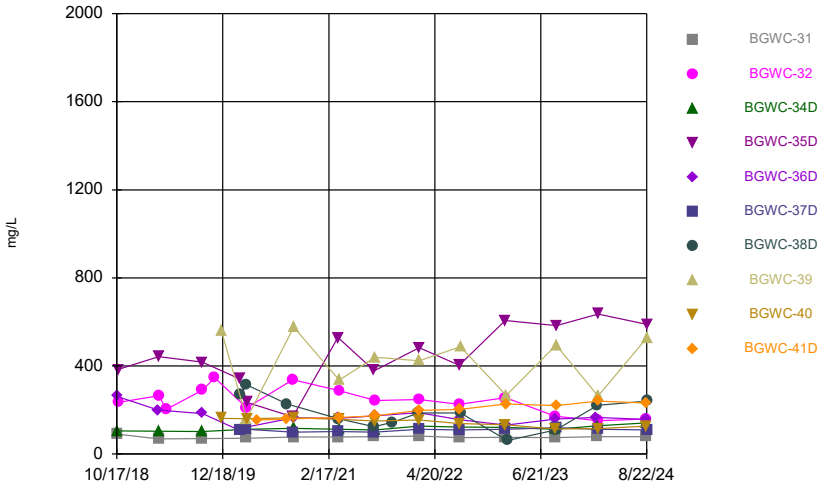

Constituent: Calcium Analysis Run 10/11/2024 9:21 AM

Plant Bowen Client: Southern Company Data: Bowen AP-1

Sanitas™ v.10.0.22 Software licensed to Groundwater Stats Consulting. UG

Time Series

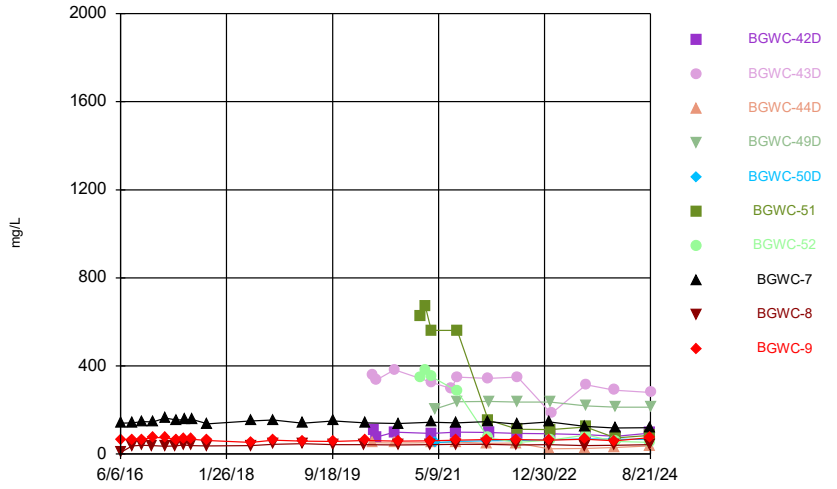

Constituent: Calcium Analysis Run 10/11/2024 9:21 AM

Plant Bowen Client: Southern Company Data: Bowen AP-1

Sanitas™ v.10.0.22 Software licensed to Groundwater Stats Consulting. UG

Time Series

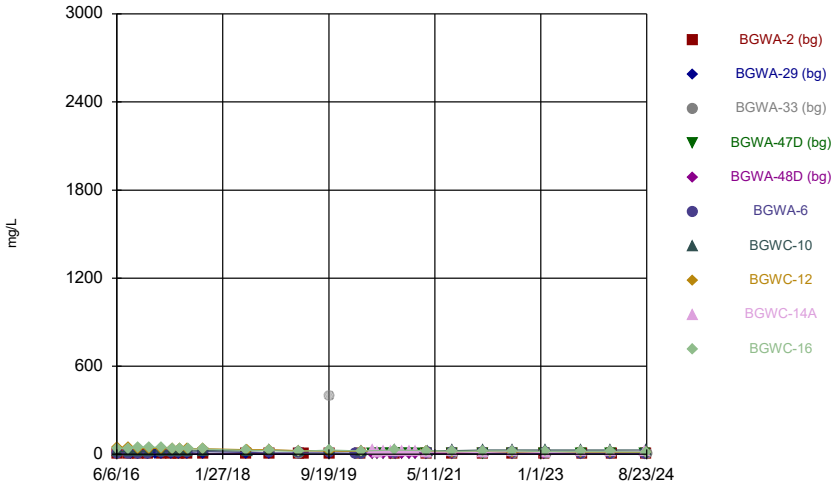

Constituent: Chloride Analysis Run 10/11/2024 9:21 AM

Plant Bowen Client: Southern Company Data: Bowen AP-1

Sanitas™ v.10.0.22 Software licensed to Groundwater Stats Consulting. UG

Hollow symbols indicate censored values.

Time Series

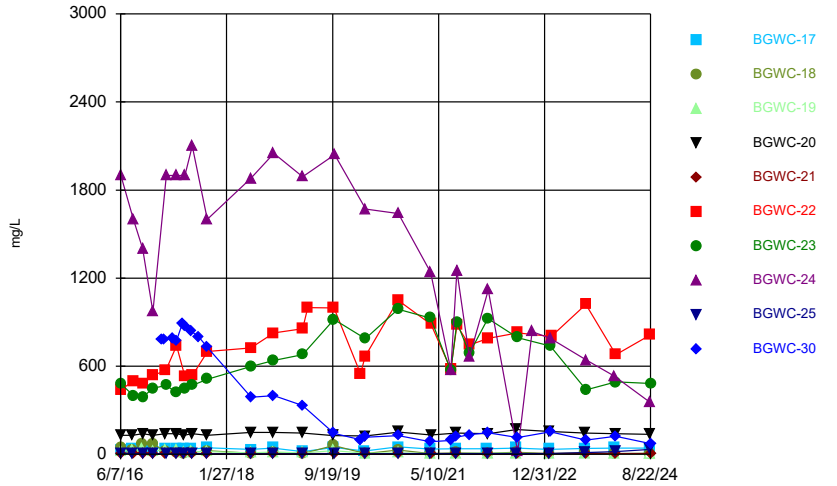

Constituent: Chloride Analysis Run 10/11/2024 9:21 AM

Plant Bowen Client: Southern Company Data: Bowen AP-1

Sanitas™ v.10.0.22 Software licensed to Groundwater Stats Consulting. UG

Time Series

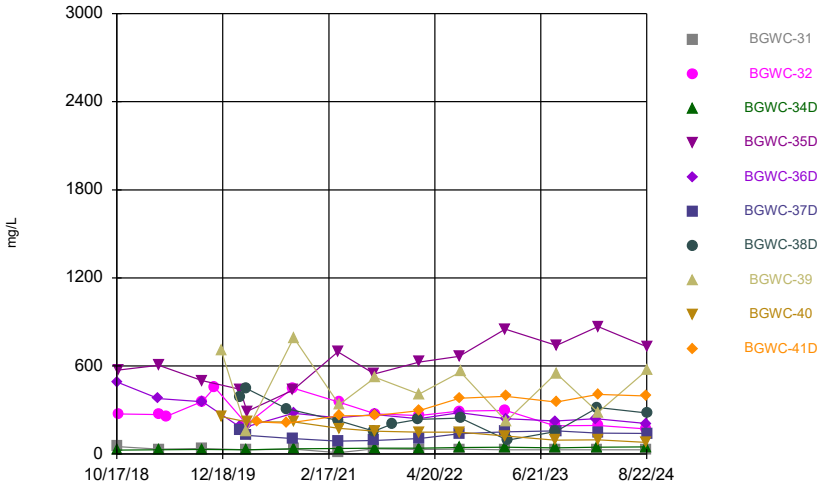

Constituent: Chloride Analysis Run 10/11/2024 9:21 AM

Plant Bowen Client: Southern Company Data: Bowen AP-1

Sanitas™ v.10.0.22 Software licensed to Groundwater Stats Consulting. UG

Time Series

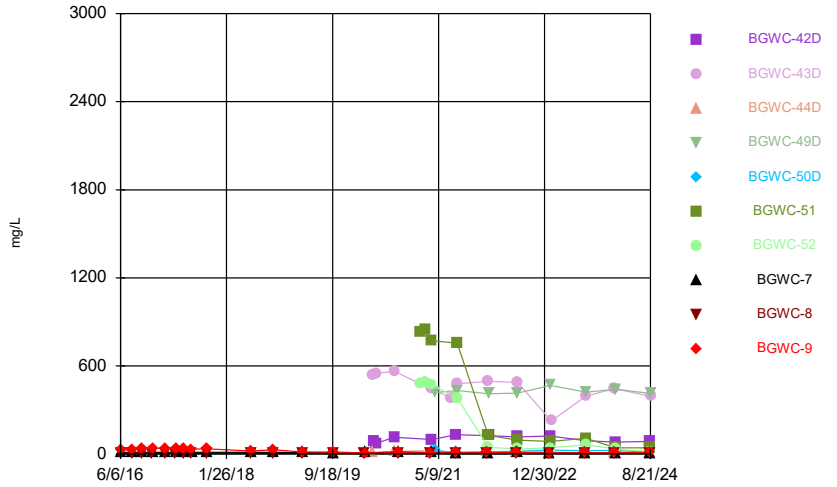

Constituent: Chloride Analysis Run 10/11/2024 9:21 AM

Plant Bowen Client: Southern Company Data: Bowen AP-1

Sanitas™ v.10.0.22 Software licensed to Groundwater Stats Consulting. UG
Hollow symbols indicate censored values.

Time Series

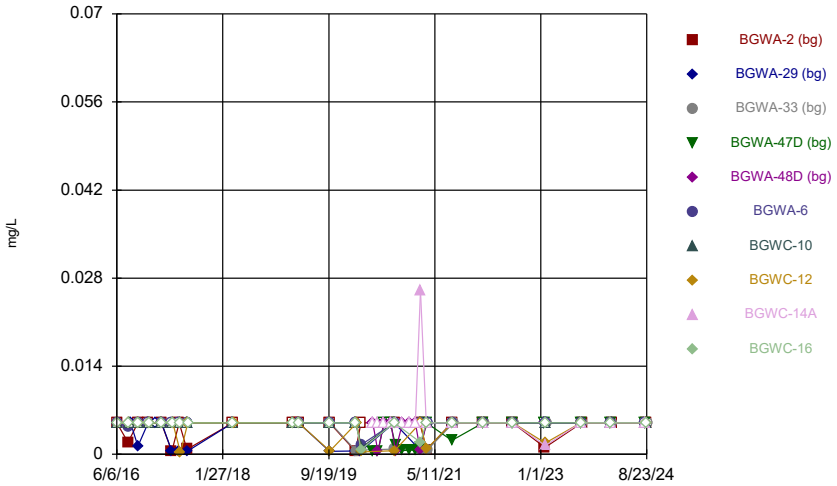

Constituent: Chromium Analysis Run 10/11/2024 9:21 AM
Plant Bowen Client: Southern Company Data: Bowen AP-1

Sanitas™ v.10.0.22 Software licensed to Groundwater Stats Consulting. UG
Hollow symbols indicate censored values.

Time Series

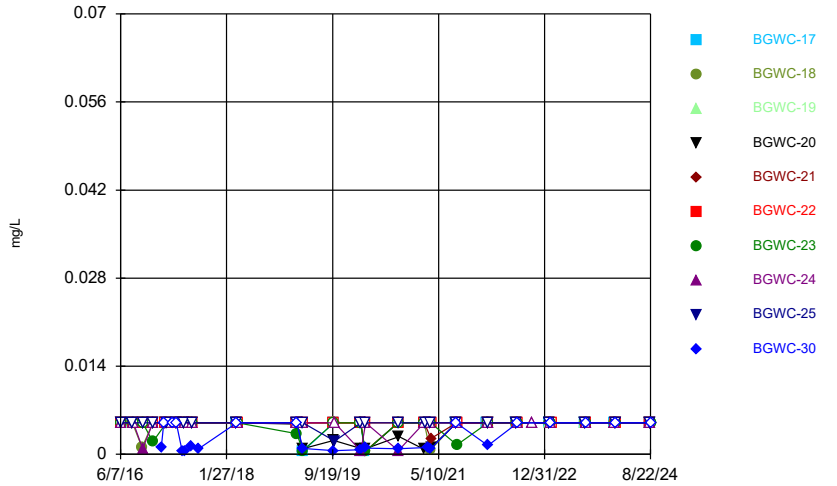

Constituent: Chromium Analysis Run 10/11/2024 9:21 AM
Plant Bowen Client: Southern Company Data: Bowen AP-1

Sanitas™ v.10.0.22 Software licensed to Groundwater Stats Consulting. UG
Hollow symbols indicate censored values.

Time Series

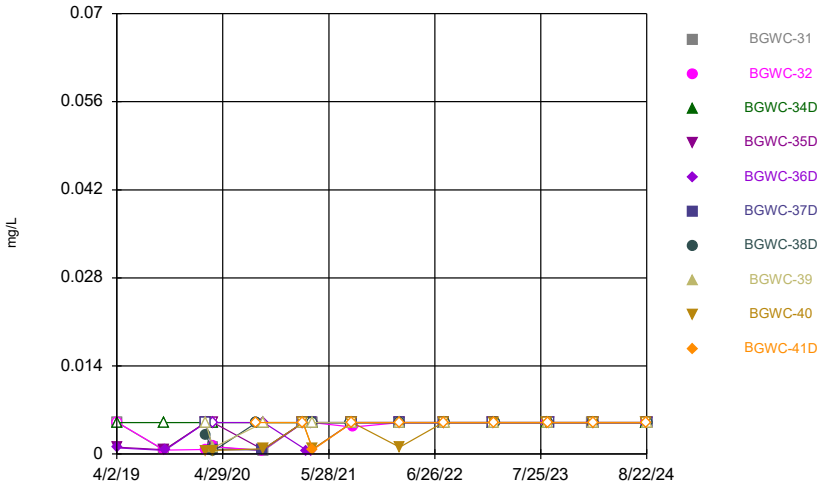

Constituent: Chromium Analysis Run 10/11/2024 9:21 AM
Plant Bowen Client: Southern Company Data: Bowen AP-1

Sanitas™ v.10.0.22 Software licensed to Groundwater Stats Consulting. UG
Hollow symbols indicate censored values.

Time Series

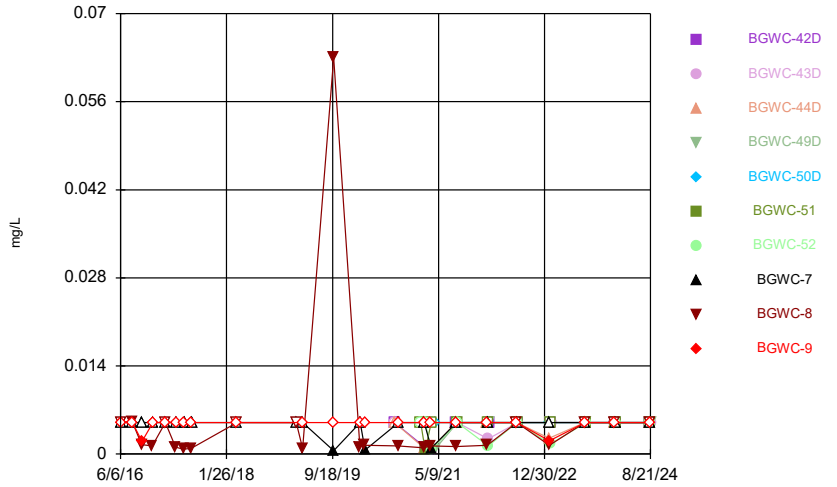

Constituent: Chromium Analysis Run 10/11/2024 9:21 AM
Plant Bowen Client: Southern Company Data: Bowen AP-1

Sanitas™ v.10.0.22 Software licensed to Groundwater Stats Consulting. UG
Hollow symbols indicate censored values.

Time Series

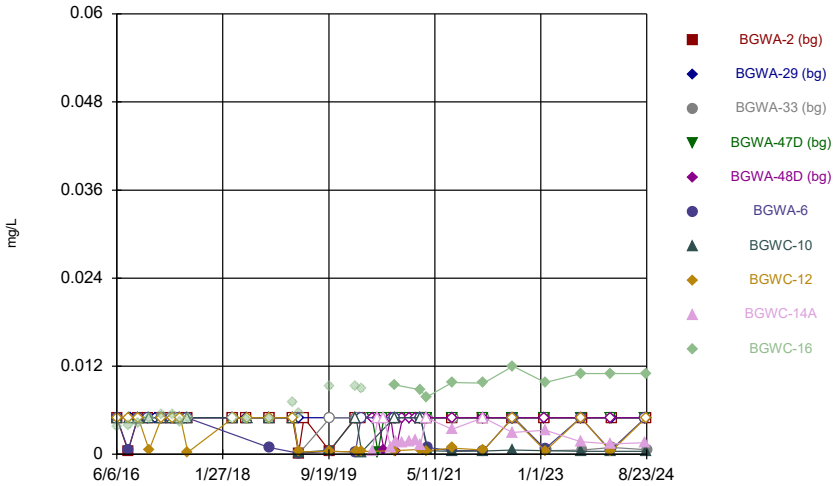

Constituent: Cobalt Analysis Run 10/11/2024 9:21 AM
Plant Bowen Client: Southern Company Data: Bowen AP-1

Sanitas™ v.10.0.22 Software licensed to Groundwater Stats Consulting. UG
Hollow symbols indicate censored values.

Time Series

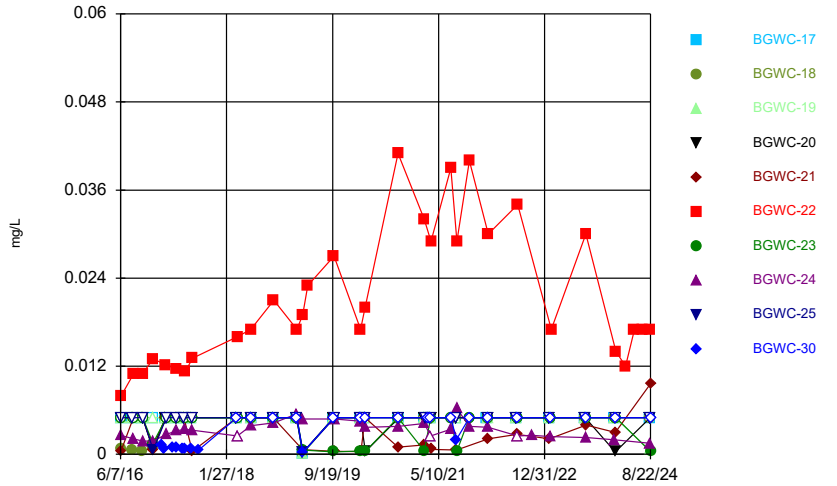

Constituent: Cobalt Analysis Run 10/11/2024 9:21 AM
Plant Bowen Client: Southern Company Data: Bowen AP-1

Sanitas™ v.10.0.22 Software licensed to Groundwater Stats Consulting. UG
Hollow symbols indicate censored values.

Time Series

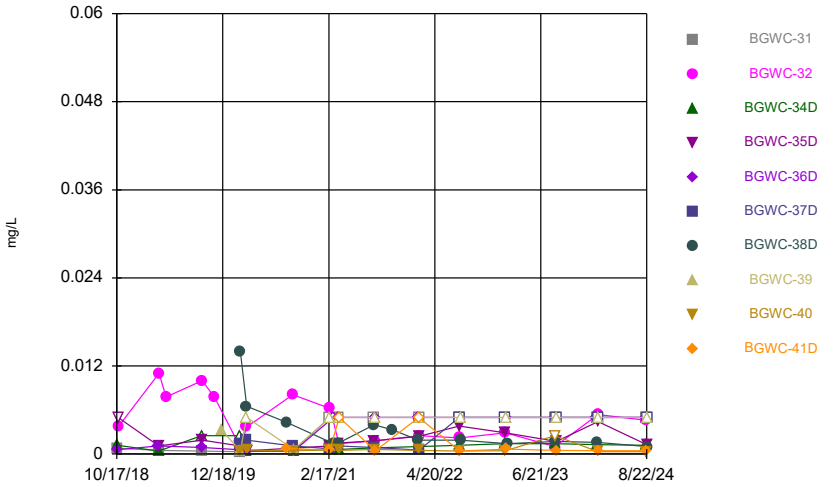

Constituent: Cobalt Analysis Run 10/11/2024 9:21 AM
Plant Bowen Client: Southern Company Data: Bowen AP-1

Sanitas™ v.10.0.22 Software licensed to Groundwater Stats Consulting. UG
Hollow symbols indicate censored values.

Time Series

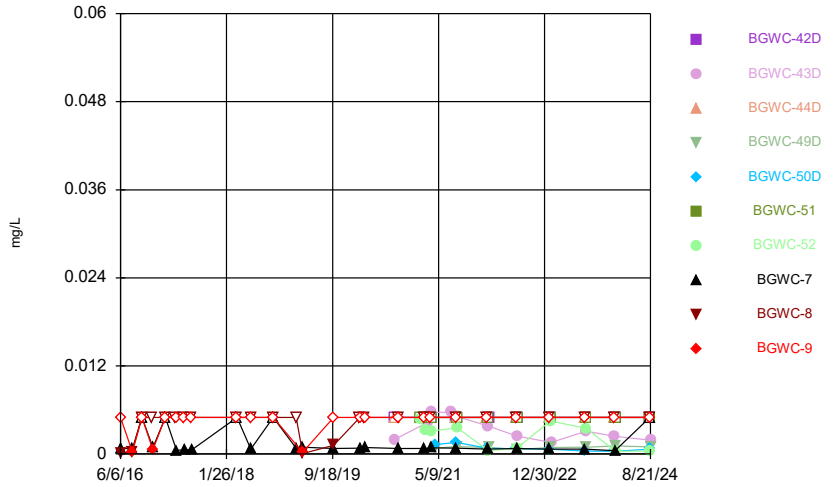

Constituent: Cobalt Analysis Run 10/11/2024 9:21 AM
Plant Bowen Client: Southern Company Data: Bowen AP-1

Sanitas™ v.10.0.22 Software licensed to Groundwater Stats Consulting. UG

Time Series

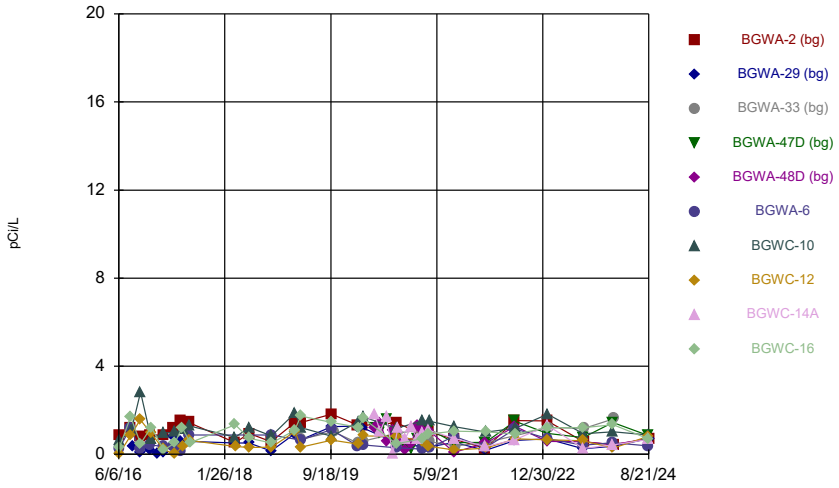

Constituent: Combined Radium 226 + 228 Analysis Run 10/11/2024 9:21 AM

Plant Bowen Client: Southern Company Data: Bowen AP-1

Sanitas™ v.10.0.22 Software licensed to Groundwater Stats Consulting. UG

Time Series

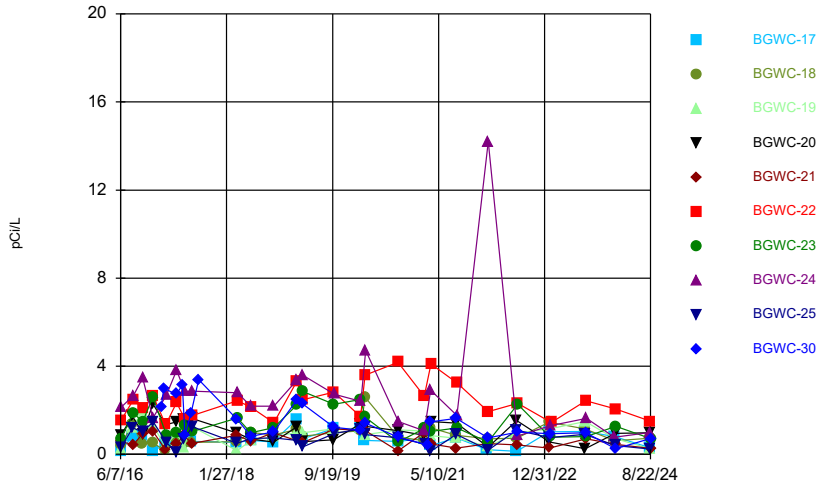

Constituent: Combined Radium 226 + 228 Analysis Run 10/11/2024 9:21 AM

Plant Bowen Client: Southern Company Data: Bowen AP-1

Sanitas™ v.10.0.22 Software licensed to Groundwater Stats Consulting. UG

Time Series

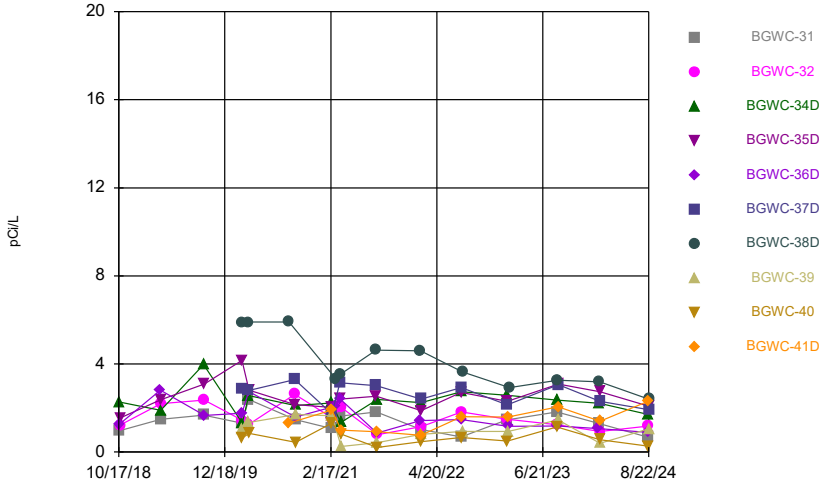

Constituent: Combined Radium 226 + 228 Analysis Run 10/11/2024 9:21 AM

Plant Bowen Client: Southern Company Data: Bowen AP-1

Sanitas™ v.10.0.22 Software licensed to Groundwater Stats Consulting. UG

Time Series

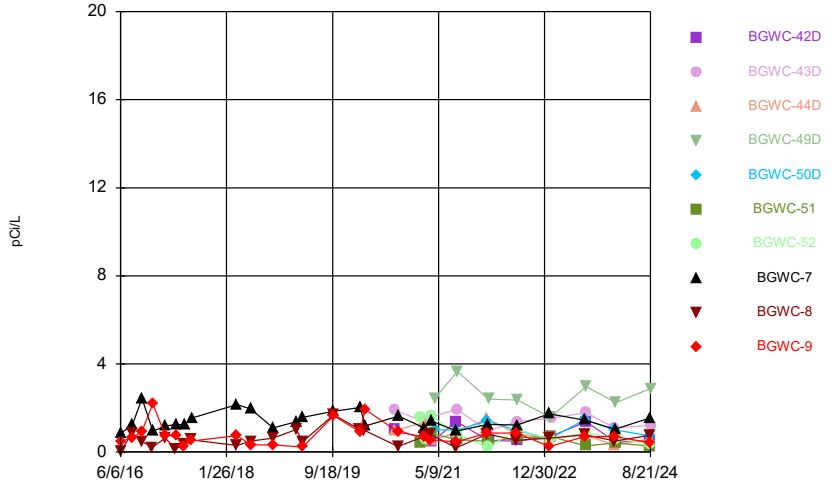

Constituent: Combined Radium 226 + 228 Analysis Run 10/11/2024 9:21 AM

Plant Bowen Client: Southern Company Data: Bowen AP-1

Sanitas™ v.10.0.22 Software licensed to Groundwater Stats Consulting. UG
Hollow symbols indicate censored values.

Time Series

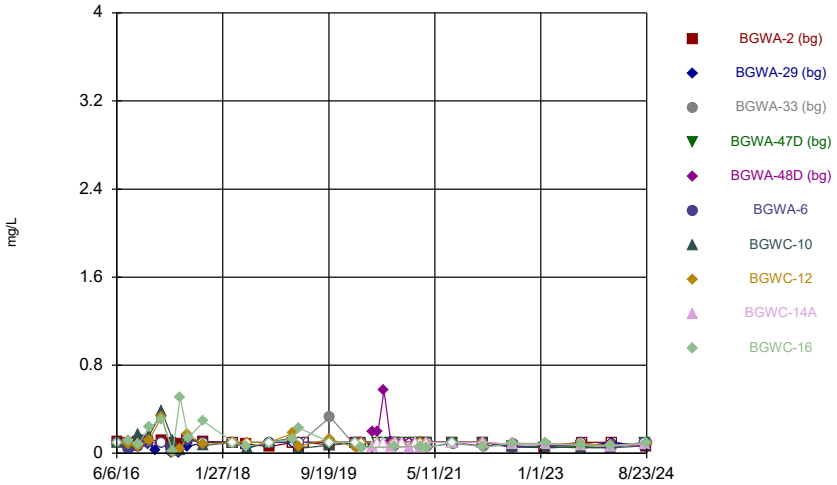

Constituent: Fluoride Analysis Run 10/11/2024 9:21 AM
Plant Bowen Client: Southern Company Data: Bowen AP-1

Sanitas™ v.10.0.22 Software licensed to Groundwater Stats Consulting. UG
Hollow symbols indicate censored values.

Time Series

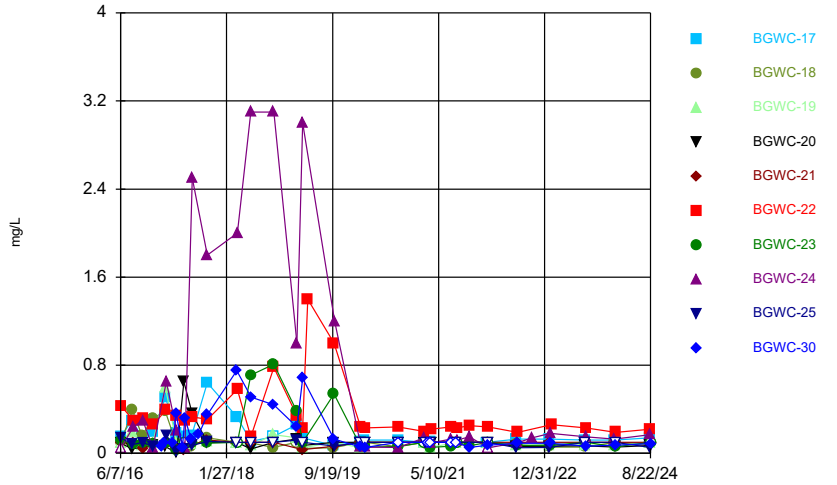

Constituent: Fluoride Analysis Run 10/11/2024 9:21 AM
Plant Bowen Client: Southern Company Data: Bowen AP-1

Sanitas™ v.10.0.22 Software licensed to Groundwater Stats Consulting. UG
Hollow symbols indicate censored values.

Time Series

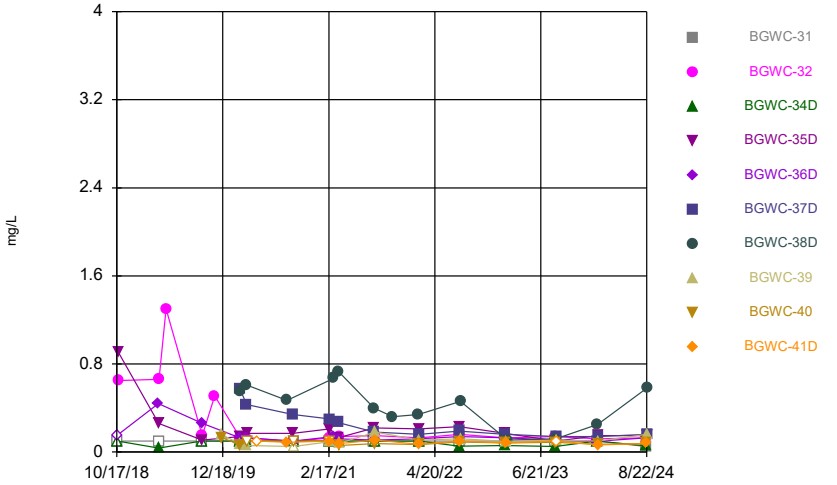

Constituent: Fluoride Analysis Run 10/11/2024 9:21 AM
Plant Bowen Client: Southern Company Data: Bowen AP-1

Sanitas™ v.10.0.22 Software licensed to Groundwater Stats Consulting. UG
Hollow symbols indicate censored values.

Time Series

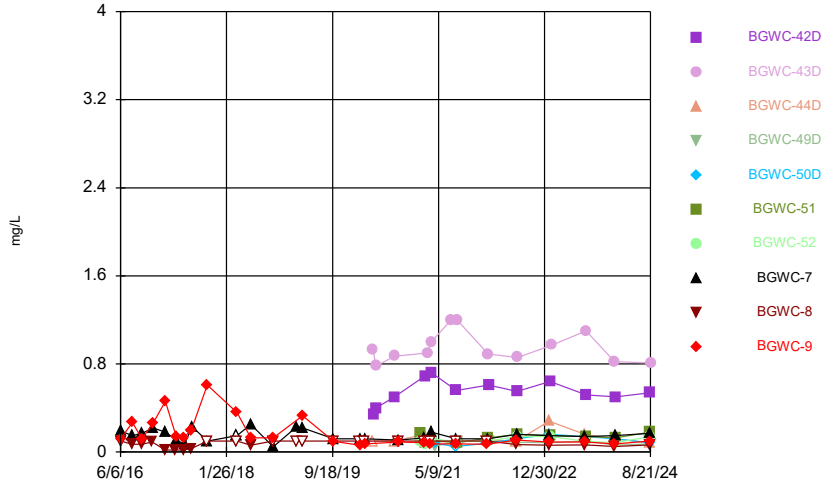

Constituent: Fluoride Analysis Run 10/11/2024 9:21 AM
Plant Bowen Client: Southern Company Data: Bowen AP-1

Sanitas™ v.10.0.22 Software licensed to Groundwater Stats Consulting. UG
Hollow symbols indicate censored values.

Time Series

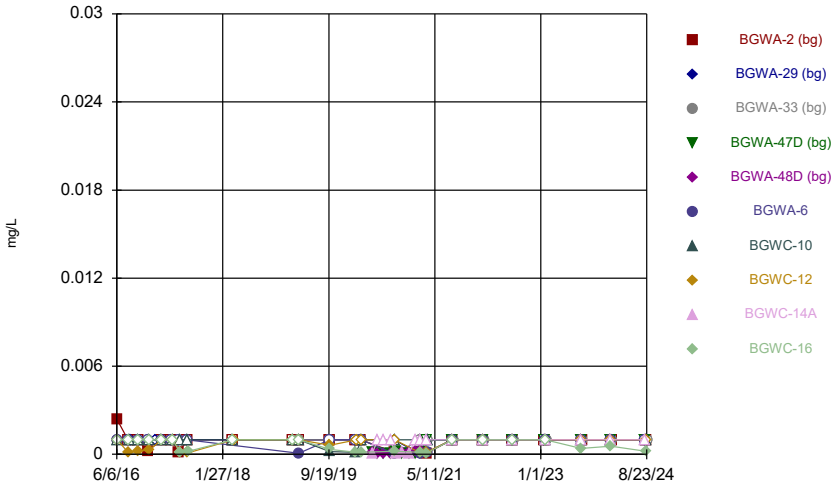

Constituent: Lead Analysis Run 10/11/2024 9:21 AM
Plant Bowen Client: Southern Company Data: Bowen AP-1

Sanitas™ v.10.0.22 Software licensed to Groundwater Stats Consulting. UG
Hollow symbols indicate censored values.

Time Series

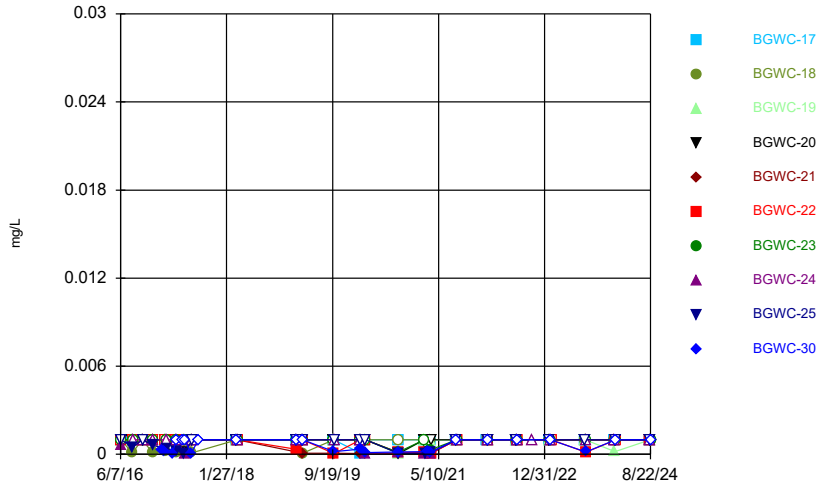

Constituent: Lead Analysis Run 10/11/2024 9:21 AM
Plant Bowen Client: Southern Company Data: Bowen AP-1

Sanitas™ v.10.0.22 Software licensed to Groundwater Stats Consulting. UG
Hollow symbols indicate censored values.

Time Series

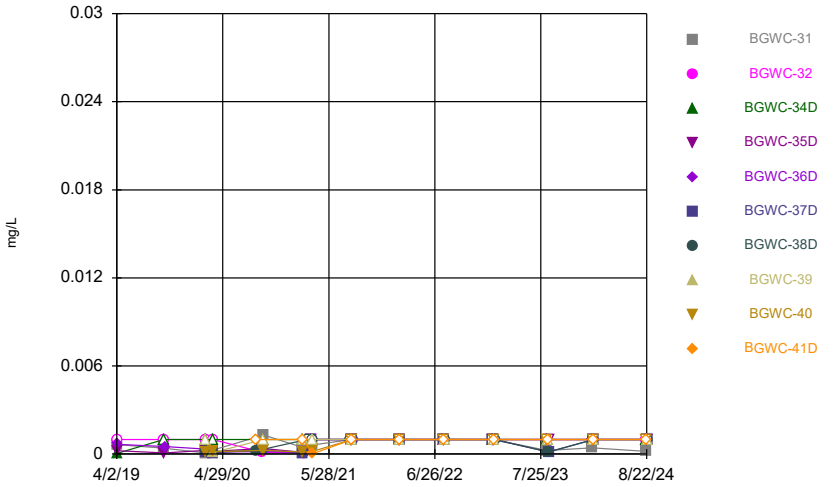

Constituent: Lead Analysis Run 10/11/2024 9:21 AM
Plant Bowen Client: Southern Company Data: Bowen AP-1

Sanitas™ v.10.0.22 Software licensed to Groundwater Stats Consulting. UG
Hollow symbols indicate censored values.

Time Series

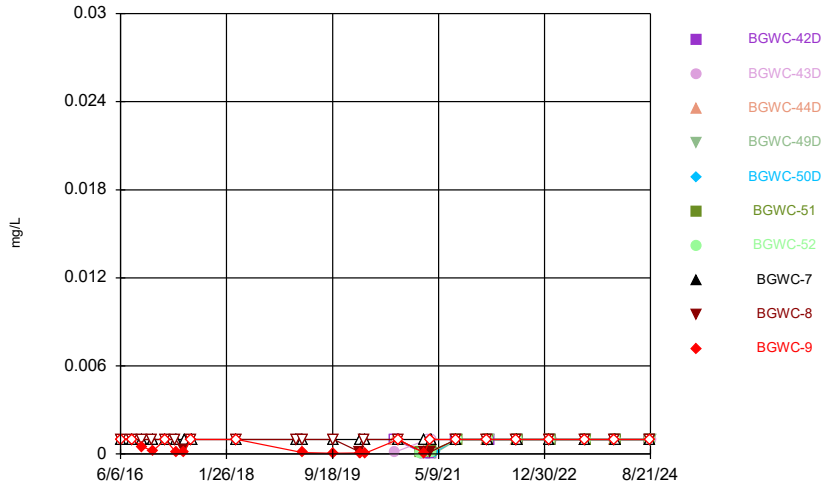

Constituent: Lead Analysis Run 10/11/2024 9:21 AM
Plant Bowen Client: Southern Company Data: Bowen AP-1

Sanitas™ v.10.0.22 Software licensed to Groundwater Stats Consulting. UG
Hollow symbols indicate censored values.

Time Series

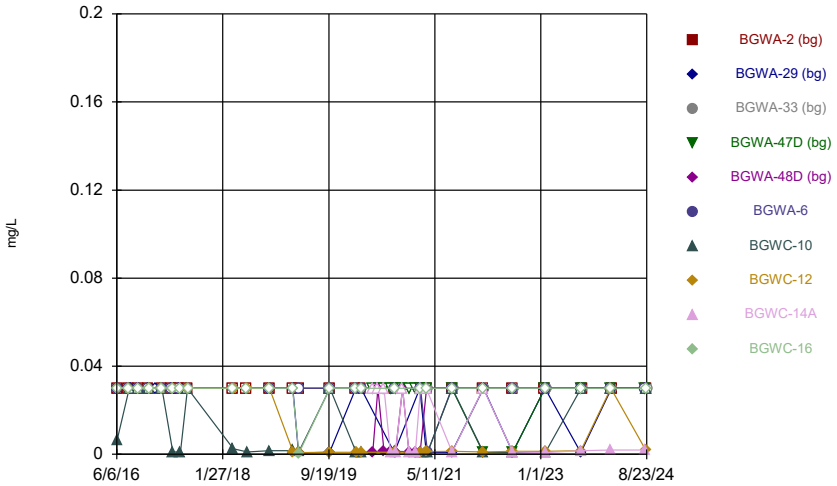

Constituent: Lithium Analysis Run 10/11/2024 9:21 AM
Plant Bowen Client: Southern Company Data: Bowen AP-1

Sanitas™ v.10.0.22 Software licensed to Groundwater Stats Consulting. UG
Hollow symbols indicate censored values.

Time Series

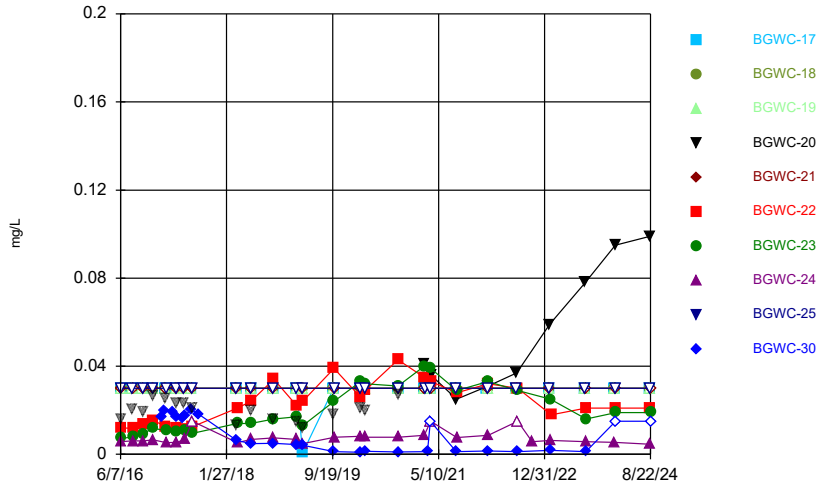

Constituent: Lithium Analysis Run 10/11/2024 9:21 AM
Plant Bowen Client: Southern Company Data: Bowen AP-1

Sanitas™ v.10.0.22 Software licensed to Groundwater Stats Consulting. UG
Hollow symbols indicate censored values.

Time Series

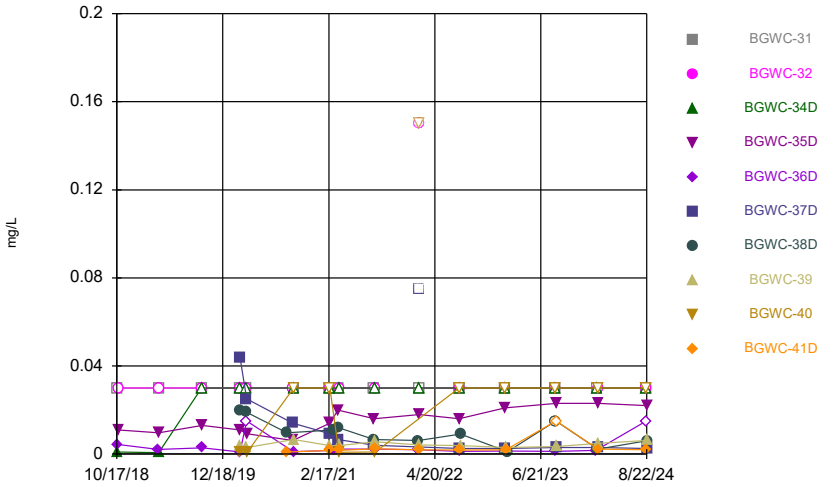

Constituent: Lithium Analysis Run 10/11/2024 9:21 AM
Plant Bowen Client: Southern Company Data: Bowen AP-1

Sanitas™ v.10.0.22 Software licensed to Groundwater Stats Consulting. UG
Hollow symbols indicate censored values.

Time Series

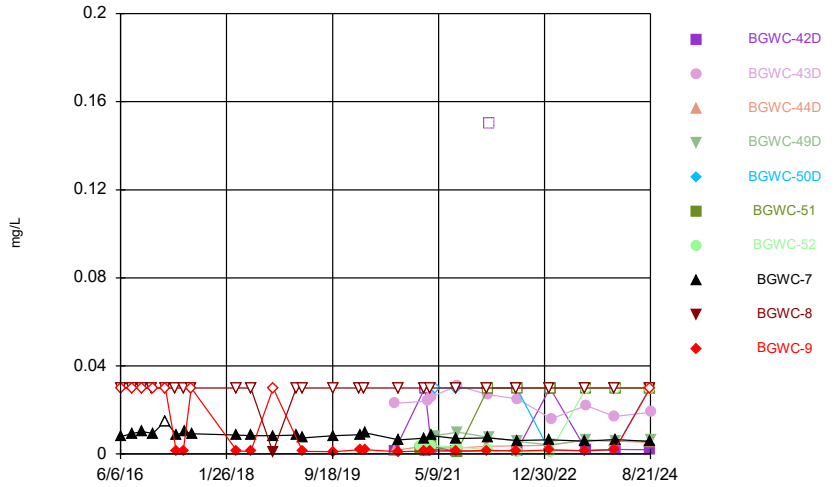

Constituent: Lithium Analysis Run 10/11/2024 9:21 AM
Plant Bowen Client: Southern Company Data: Bowen AP-1

Sanitas™ v.10.0.22 Software licensed to Groundwater Stats Consulting. UG
Hollow symbols indicate censored values.

Time Series

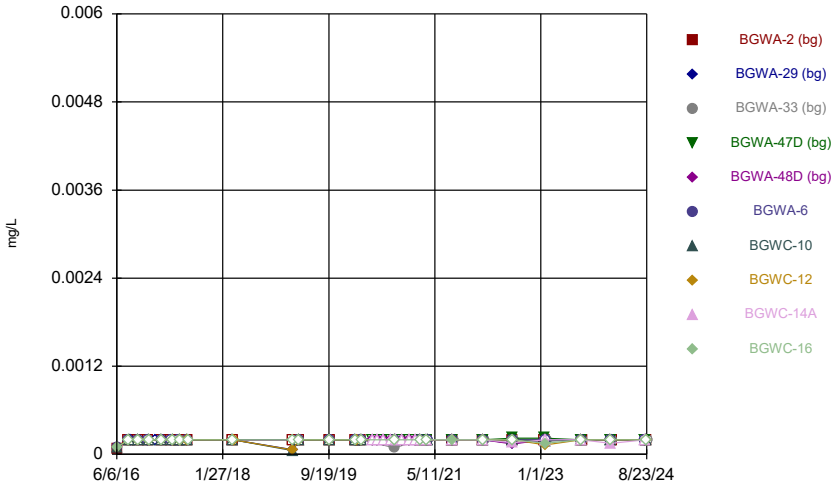

Constituent: Mercury Analysis Run 10/11/2024 9:22 AM
Plant Bowen Client: Southern Company Data: Bowen AP-1

Sanitas™ v.10.0.22 Software licensed to Groundwater Stats Consulting. UG
Hollow symbols indicate censored values.

Time Series

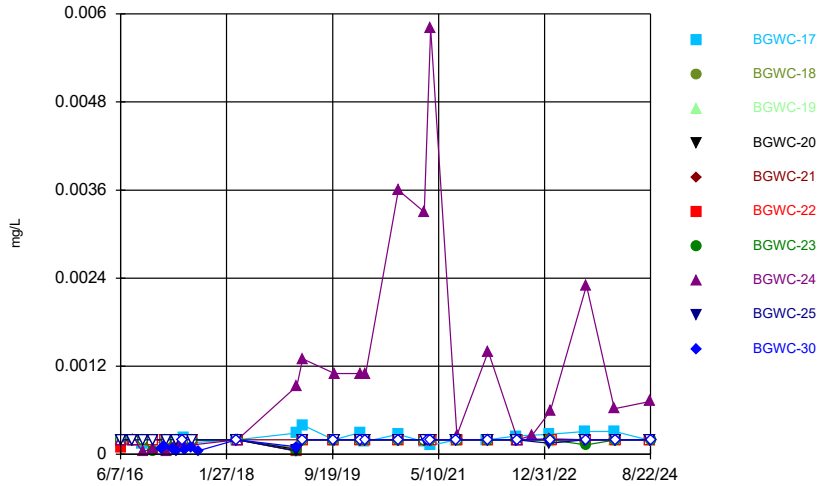

Constituent: Mercury Analysis Run 10/11/2024 9:22 AM
Plant Bowen Client: Southern Company Data: Bowen AP-1

Sanitas™ v.10.0.22 Software licensed to Groundwater Stats Consulting. UG
Hollow symbols indicate censored values.

Time Series

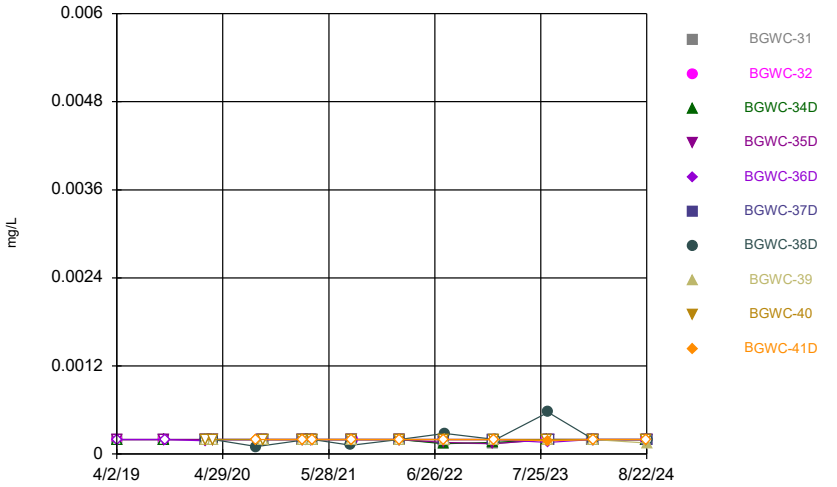

Constituent: Mercury Analysis Run 10/11/2024 9:22 AM
Plant Bowen Client: Southern Company Data: Bowen AP-1

Sanitas™ v.10.0.22 Software licensed to Groundwater Stats Consulting. UG
Hollow symbols indicate censored values.

Time Series

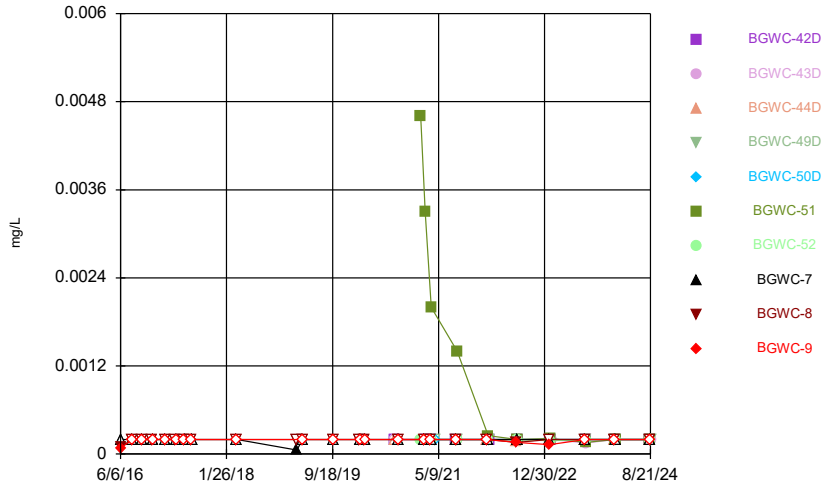

Constituent: Mercury Analysis Run 10/11/2024 9:22 AM
Plant Bowen Client: Southern Company Data: Bowen AP-1

Sanitas™ v.10.0.22 Software licensed to Groundwater Stats Consulting. UG
Hollow symbols indicate censored values.

Time Series

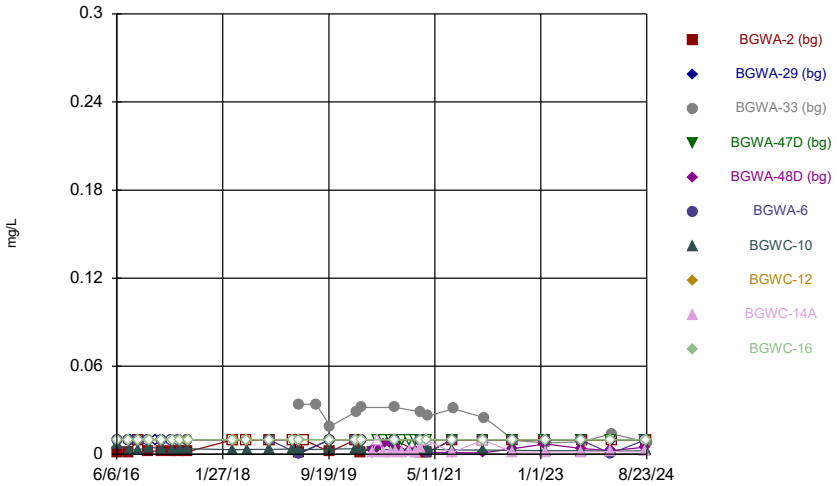

Constituent: Molybdenum Analysis Run 10/11/2024 9:22 AM
Plant Bowen Client: Southern Company Data: Bowen AP-1

Sanitas™ v.10.0.22 Software licensed to Groundwater Stats Consulting. UG
Hollow symbols indicate censored values.

Time Series

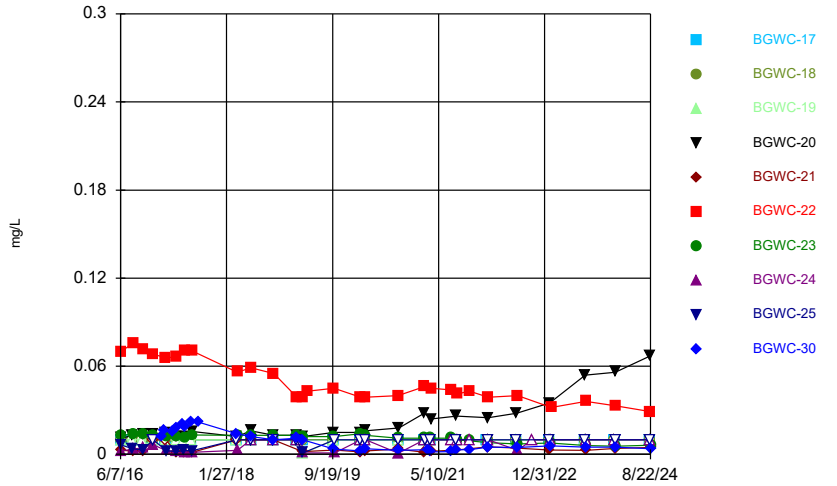

Constituent: Molybdenum Analysis Run 10/11/2024 9:22 AM
Plant Bowen Client: Southern Company Data: Bowen AP-1

Sanitas™ v.10.0.22 Software licensed to Groundwater Stats Consulting. UG
Hollow symbols indicate censored values.

Time Series

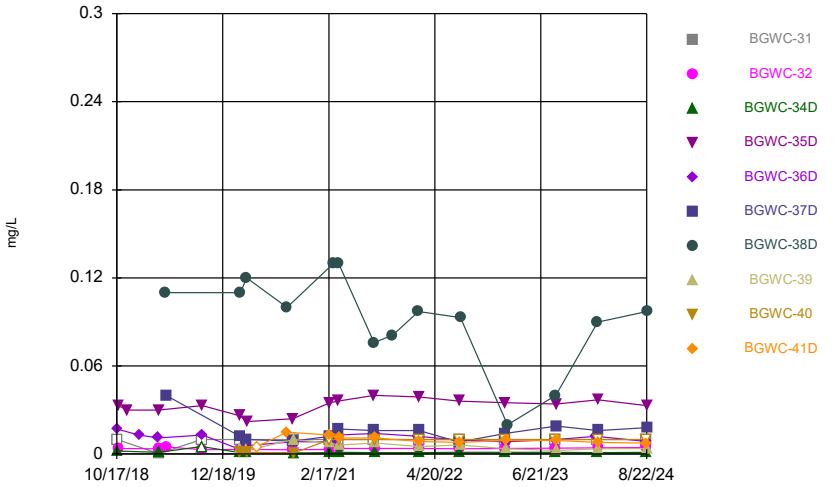

Constituent: Molybdenum Analysis Run 10/11/2024 9:22 AM
Plant Bowen Client: Southern Company Data: Bowen AP-1

Sanitas™ v.10.0.22 Software licensed to Groundwater Stats Consulting. UG
Hollow symbols indicate censored values.

Time Series

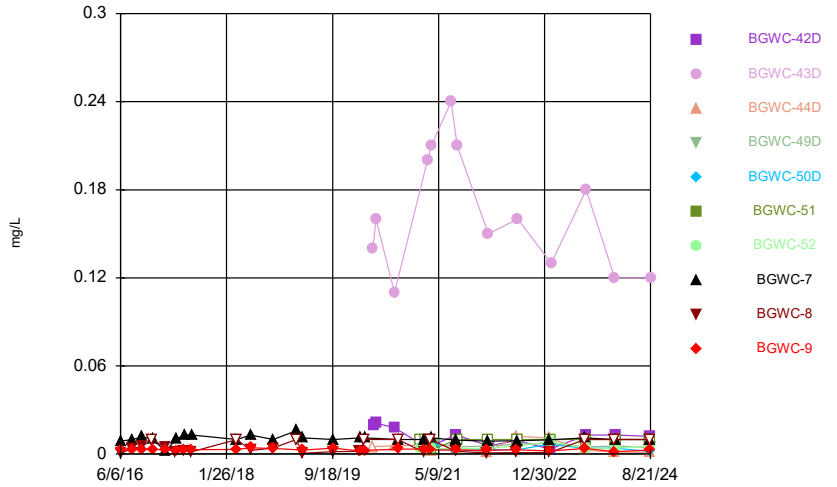

Constituent: Molybdenum Analysis Run 10/11/2024 9:22 AM
Plant Bowen Client: Southern Company Data: Bowen AP-1

Sanitas™ v.10.0.22 Software licensed to Groundwater Stats Consulting. UG

Time Series

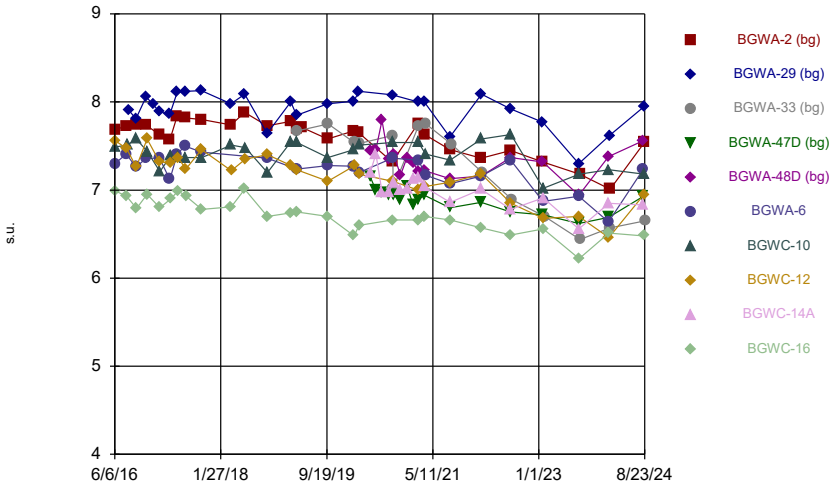

Constituent: pH Analysis Run 10/11/2024 9:22 AM

Plant Bowen Client: Southern Company Data: Bowen AP-1

Sanitas™ v.10.0.22 Software licensed to Groundwater Stats Consulting. UG

Time Series

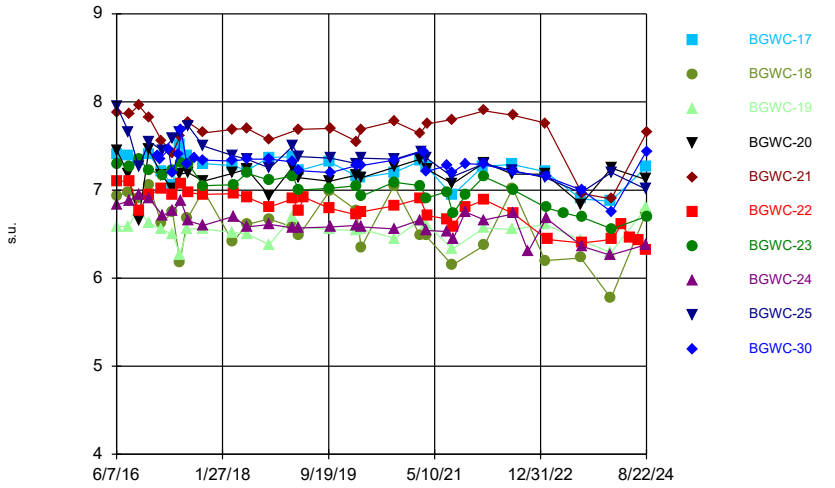

Constituent: pH Analysis Run 10/11/2024 9:22 AM

Plant Bowen Client: Southern Company Data: Bowen AP-1

Sanitas™ v.10.0.22 Software licensed to Groundwater Stats Consulting. UG

Time Series

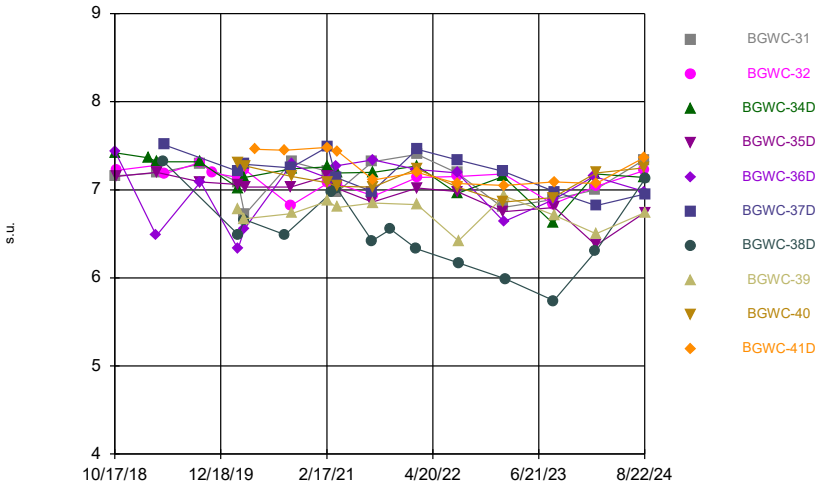

Constituent: pH Analysis Run 10/11/2024 9:22 AM

Plant Bowen Client: Southern Company Data: Bowen AP-1

Sanitas™ v.10.0.22 Software licensed to Groundwater Stats Consulting. UG

Time Series

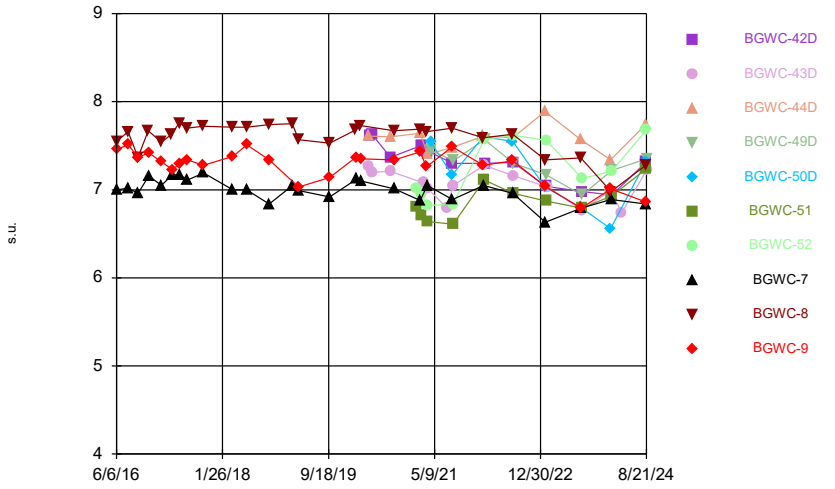

Constituent: pH Analysis Run 10/11/2024 9:22 AM

Plant Bowen Client: Southern Company Data: Bowen AP-1

Sanitas™ v.10.0.22 Software licensed to Groundwater Stats Consulting. UG
Hollow symbols indicate censored values.

Time Series

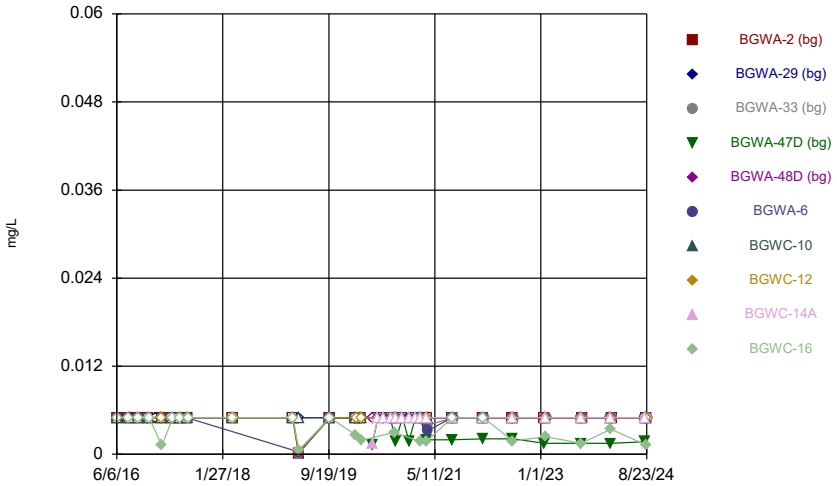

Constituent: Selenium Analysis Run 10/11/2024 9:22 AM
Plant Bowen Client: Southern Company Data: Bowen AP-1

Sanitas™ v.10.0.22 Software licensed to Groundwater Stats Consulting. UG
Hollow symbols indicate censored values.

Time Series

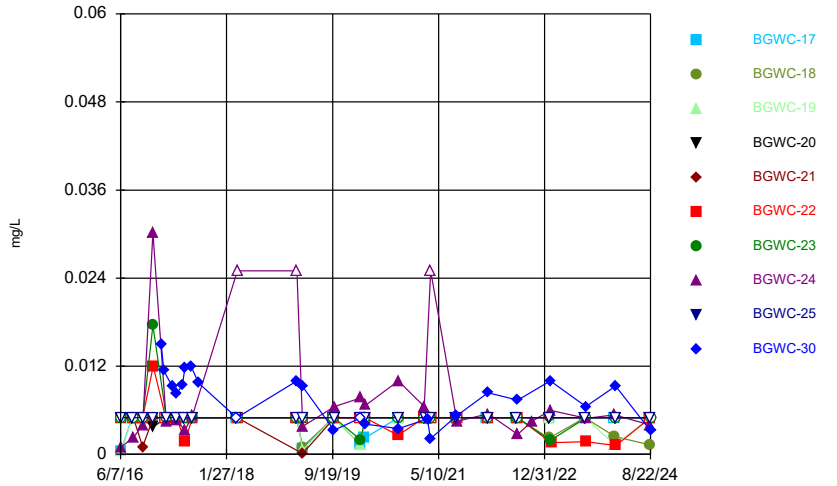

Constituent: Selenium Analysis Run 10/11/2024 9:22 AM
Plant Bowen Client: Southern Company Data: Bowen AP-1

Sanitas™ v.10.0.22 Software licensed to Groundwater Stats Consulting. UG
Hollow symbols indicate censored values.

Time Series

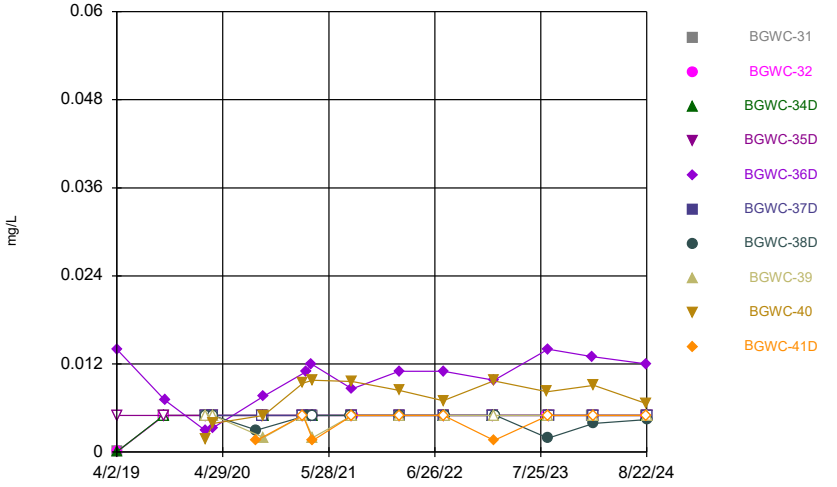

Constituent: Selenium Analysis Run 10/11/2024 9:22 AM
Plant Bowen Client: Southern Company Data: Bowen AP-1

Sanitas™ v.10.0.22 Software licensed to Groundwater Stats Consulting. UG
Hollow symbols indicate censored values.

Time Series

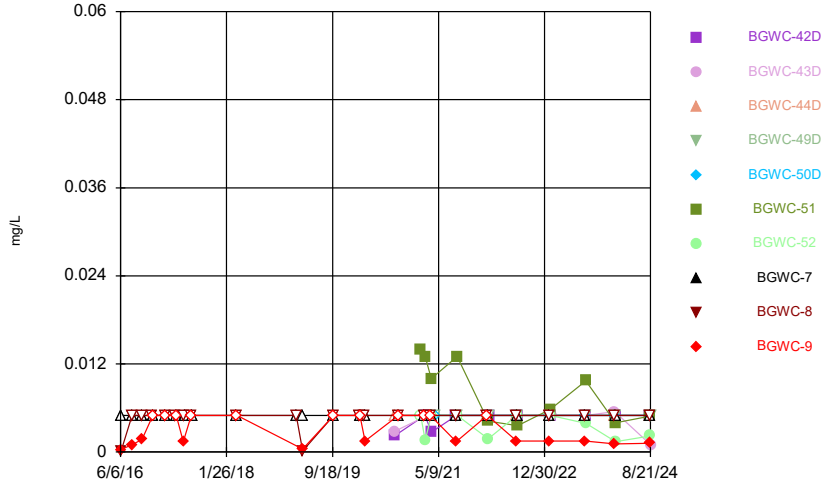

Constituent: Selenium Analysis Run 10/11/2024 9:22 AM
Plant Bowen Client: Southern Company Data: Bowen AP-1

Sanitas™ v.10.0.22 Software licensed to Groundwater Stats Consulting. UG

Time Series

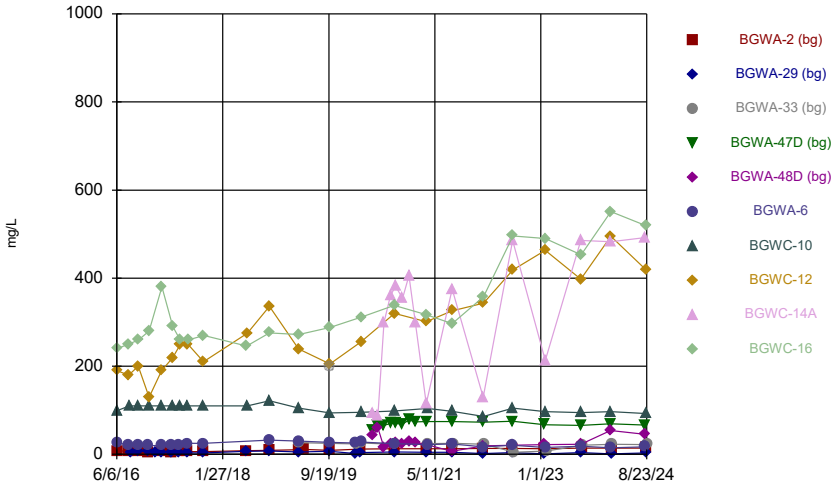

Constituent: Sulfate Analysis Run 10/11/2024 9:22 AM

Plant Bowen Client: Southern Company Data: Bowen AP-1

Sanitas™ v.10.0.22 Software licensed to Groundwater Stats Consulting. UG

Hollow symbols indicate censored values.

Time Series

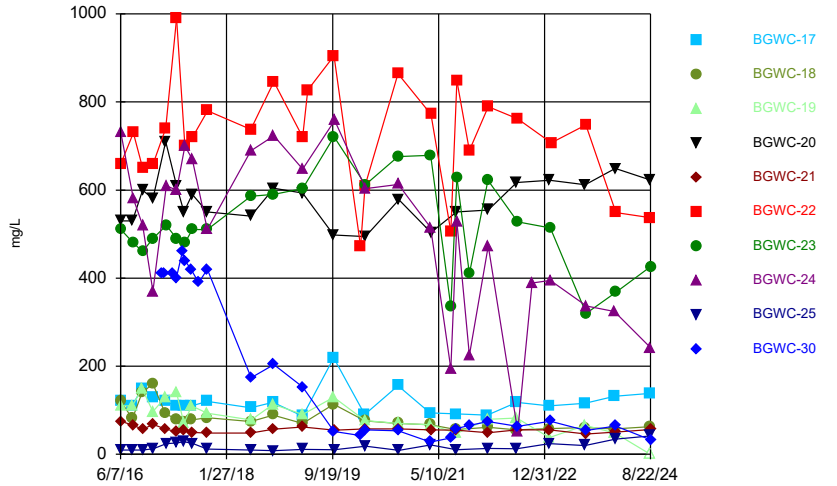

Constituent: Sulfate Analysis Run 10/11/2024 9:22 AM

Plant Bowen Client: Southern Company Data: Bowen AP-1

Sanitas™ v.10.0.22 Software licensed to Groundwater Stats Consulting. UG

Time Series

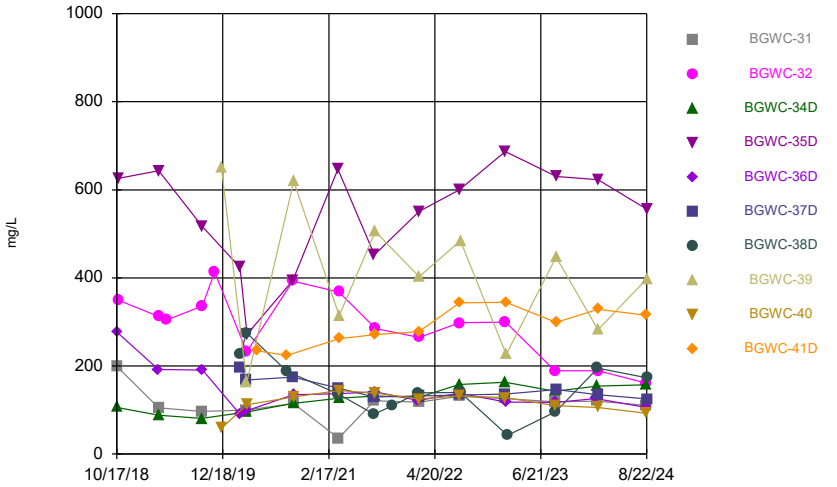

Constituent: Sulfate Analysis Run 10/11/2024 9:22 AM

Plant Bowen Client: Southern Company Data: Bowen AP-1

Sanitas™ v.10.0.22 Software licensed to Groundwater Stats Consulting. UG

Time Series

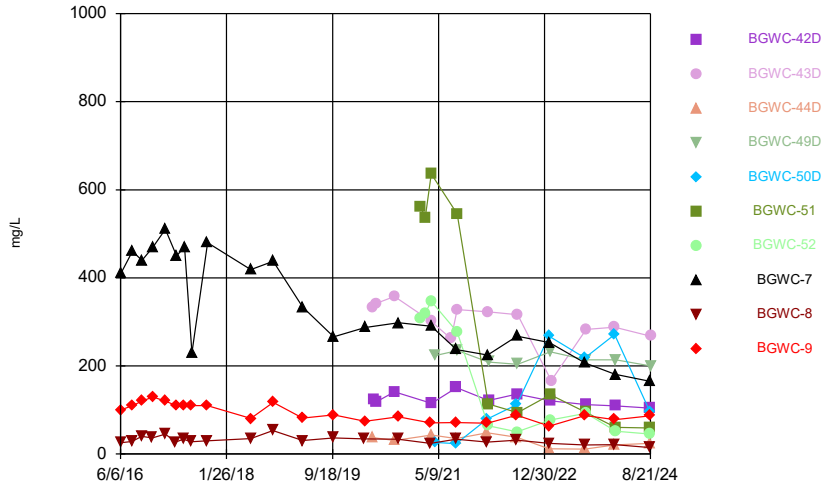

Constituent: Sulfate Analysis Run 10/11/2024 9:22 AM

Plant Bowen Client: Southern Company Data: Bowen AP-1

Sanitas™ v.10.0.22 Software licensed to Groundwater Stats Consulting. UG
Hollow symbols indicate censored values.

Time Series

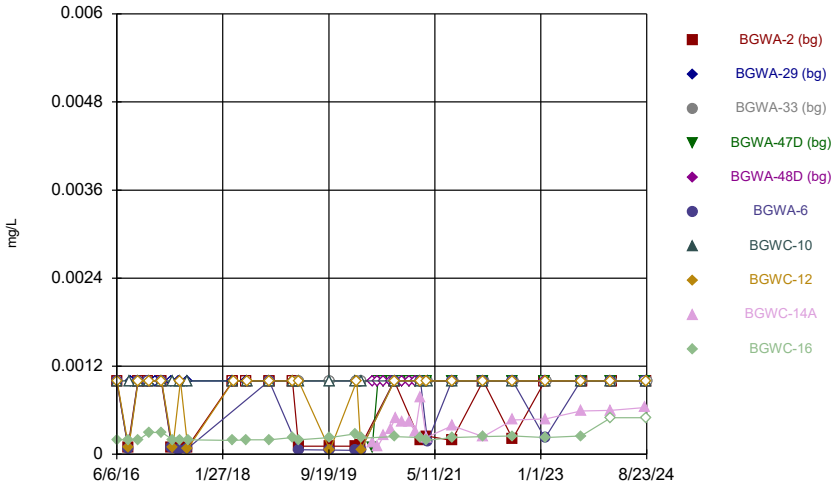

Constituent: Thallium Analysis Run 10/11/2024 9:22 AM
Plant Bowen Client: Southern Company Data: Bowen AP-1

Sanitas™ v.10.0.22 Software licensed to Groundwater Stats Consulting. UG
Hollow symbols indicate censored values.

Time Series

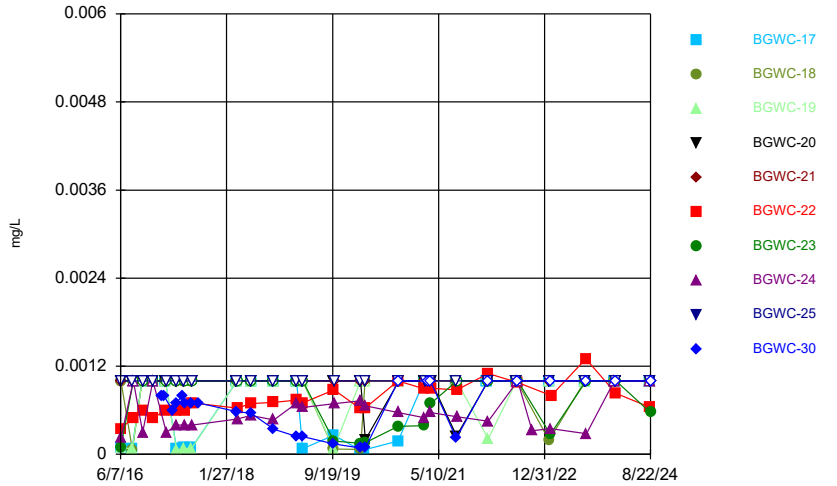

Constituent: Thallium Analysis Run 10/11/2024 9:22 AM
Plant Bowen Client: Southern Company Data: Bowen AP-1

Sanitas™ v.10.0.22 Software licensed to Groundwater Stats Consulting. UG
Hollow symbols indicate censored values.

Time Series

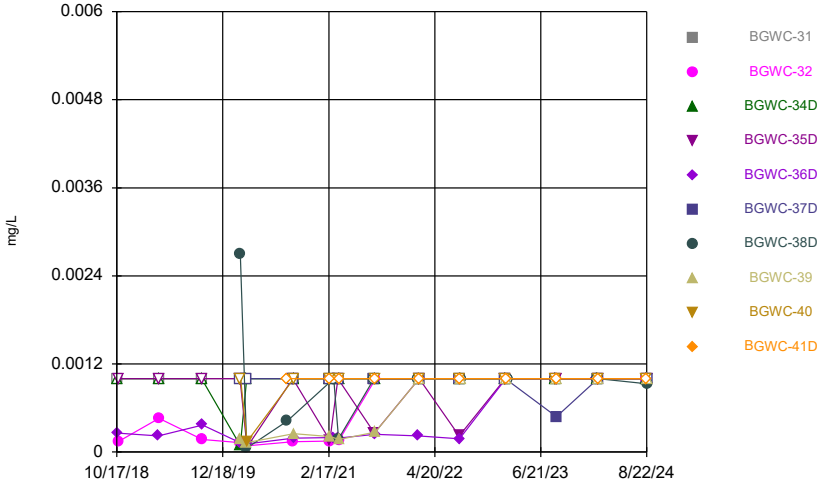

Constituent: Thallium Analysis Run 10/11/2024 9:22 AM
Plant Bowen Client: Southern Company Data: Bowen AP-1

Sanitas™ v.10.0.22 Software licensed to Groundwater Stats Consulting. UG
Hollow symbols indicate censored values.

Time Series

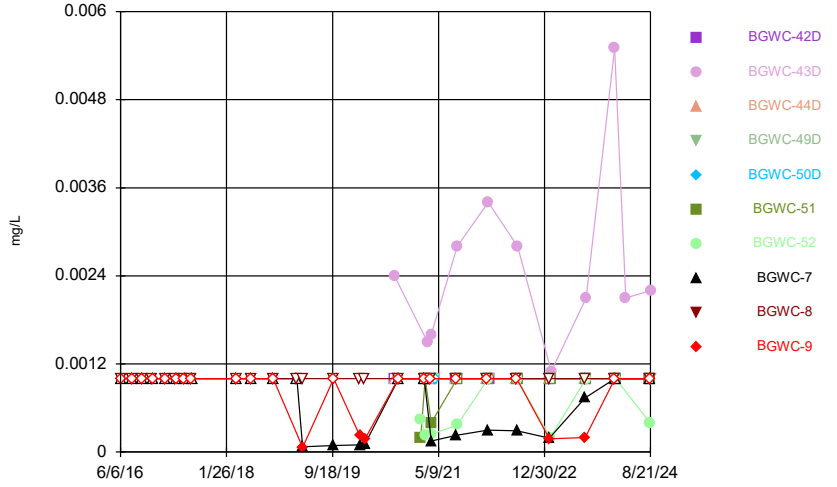

Constituent: Thallium Analysis Run 10/11/2024 9:22 AM
Plant Bowen Client: Southern Company Data: Bowen AP-1

Sanitas™ v.10.0.22 Software licensed to Groundwater Stats Consulting. UG

Time Series

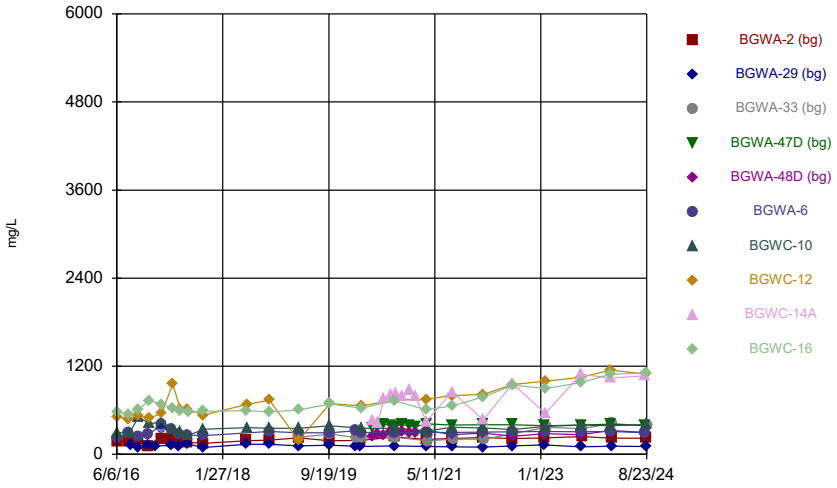

Constituent: Total Dissolved Solids Analysis Run 10/11/2024 9:22 AM
Plant Bowen Client: Southern Company Data: Bowen AP-1

Sanitas™ v.10.0.22 Software licensed to Groundwater Stats Consulting. UG

Time Series

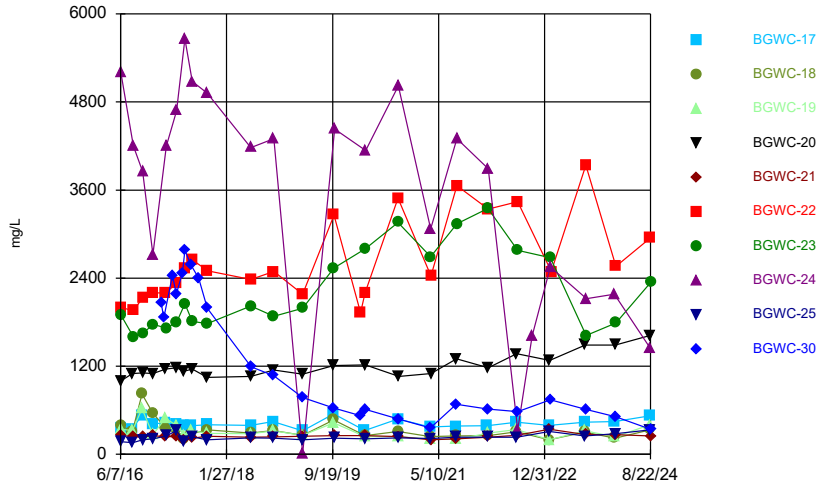

Constituent: Total Dissolved Solids Analysis Run 10/11/2024 9:22 AM
Plant Bowen Client: Southern Company Data: Bowen AP-1

Sanitas™ v.10.0.22 Software licensed to Groundwater Stats Consulting. UG

Time Series

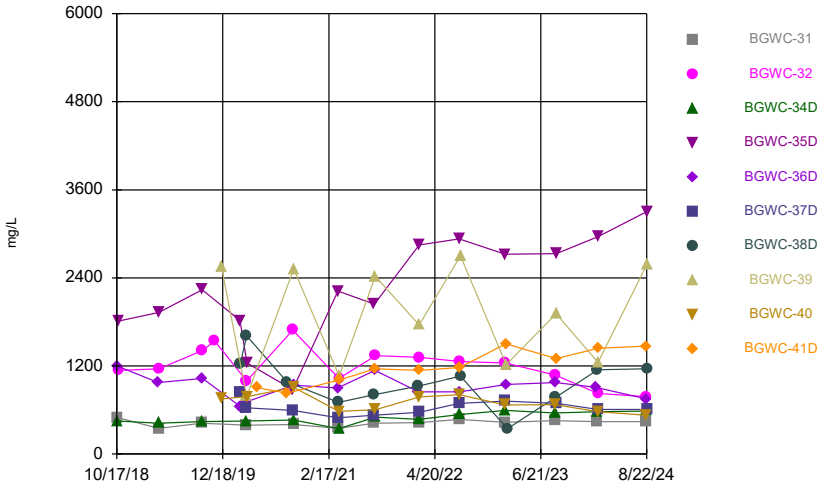

Constituent: Total Dissolved Solids Analysis Run 10/11/2024 9:22 AM
Plant Bowen Client: Southern Company Data: Bowen AP-1

Sanitas™ v.10.0.22 Software licensed to Groundwater Stats Consulting. UG

Time Series

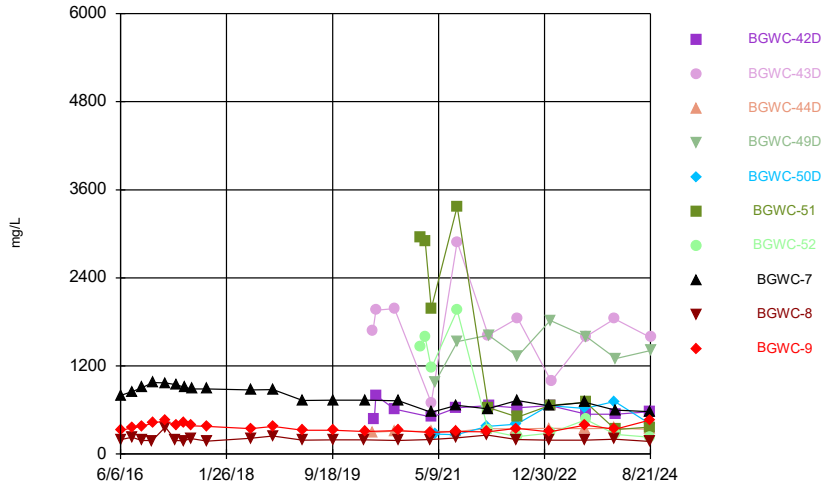

Constituent: Total Dissolved Solids Analysis Run 10/11/2024 9:22 AM
Plant Bowen Client: Southern Company Data: Bowen AP-1

Time Series

Constituent: Antimony (mg/L) Analysis Run 10/11/2024 9:23 AM

Plant Bowen Client: Southern Company Data: Bowen AP-1

	BGWA-2 (bg)	BGWA-29 (bg)	BGWA-33 (bg)	BGWA-47D (bg)	BGWA-48D (bg)	BGWA-6	BGWC-10	BGWC-12	BGWC-14A
6/6/2016	<0.003					<0.003			
6/7/2016							0.0022 (J)	<0.003	
8/9/2016	<0.003								
8/10/2016						<0.003			
8/11/2016									
8/12/2016								<0.003	
8/16/2016							<0.003		
8/22/2016		<0.003							
10/3/2016	<0.003								
10/4/2016		<0.003				<0.003			
10/6/2016								<0.003	
10/7/2016							<0.003		
11/29/2016	<0.003								
12/1/2016		<0.003				<0.003			
12/5/2016								<0.003	
12/6/2016							<0.003		
1/10/2017		<0.003							
2/13/2017	<0.003								
2/14/2017		<0.003				<0.003			
2/15/2017								<0.003	
2/16/2017							<0.003		
4/13/2017	0.0004 (J)					<0.003			
4/14/2017		<0.003							
4/18/2017							<0.003	<0.003	
5/25/2017	<0.003	<0.003				<0.003			
5/30/2017									
6/2/2017							<0.003	<0.003	
7/7/2017	<0.003					<0.003			
7/10/2017		<0.003							
7/12/2017							<0.003		
7/13/2017								<0.003	
7/14/2017									
3/26/2018	<0.003	<0.003							
3/27/2018							<0.003		
3/28/2018								<0.003	
2/25/2019	<0.003								
2/27/2019		<0.003							
2/28/2019							<0.003	<0.003	
2/18/2020	<0.003					<0.003			
2/19/2020		<0.003							
2/20/2020							<0.003		
2/21/2020			0.0016 (J)						
2/24/2020								<0.003	
3/18/2020	<0.003	<0.003							
3/19/2020						<0.003		<0.003	
3/20/2020			0.0014 (J)						
3/23/2020							<0.003		
5/22/2020				<0.003					<0.003
5/25/2020					0.0042				
6/23/2020				<0.003	0.00074 (J)				<0.003
7/28/2020				0.0013 (J)	0.0014 (J)				<0.003
9/2/2020				0.00082 (J)					<0.003

ND substitution: RL or RL/2 if <15% NDs.

Time Series

Constituent: Antimony (mg/L) Analysis Run 10/11/2024 9:23 AM

Plant Bowen Client: Southern Company Data: Bowen AP-1

	BGWA-2 (bg)	BGWA-29 (bg)	BGWA-33 (bg)	BGWA-47D (bg)	BGWA-48D (bg)	BGWA-6	BGWC-10	BGWC-12	BGWC-14A
9/3/2020					0.0023 (J)				
9/23/2020	<0.003	<0.003				<0.003			
9/24/2020							<0.003		
9/25/2020			0.0015 (J)					<0.003	
10/1/2020				0.00056 (J)	0.0026 (J)				0.0003 (J)
11/10/2020				0.0019 (J)	0.0016 (J)				0.00061 (J)
12/15/2020				0.0018 (J)	0.0018 (J)				<0.003
1/20/2021				0.00068 (J)	0.0015 (J)				<0.003
2/16/2021	<0.003	0.0015 (J)							
2/17/2021				0.0013 (J)	0.0013 (J)				
2/18/2021						<0.003	<0.003		<0.003
2/19/2021			0.0011 (J)					<0.003	
3/23/2021		<0.003							
3/24/2021								<0.003	<0.003
3/25/2021				<0.003	0.0008 (J)				
3/26/2021	<0.003								
3/30/2021							<0.003		
3/31/2021						<0.003			
4/1/2021			0.002 (J)						
8/16/2021	<0.003	<0.003		<0.003	0.0018 (J)	<0.003			
8/18/2021							<0.003	<0.003	<0.003
8/25/2021			0.0013 (J)						
2/9/2022	<0.003			<0.003	0.0018 (J)	<0.003			<0.003
2/10/2022		<0.003							
2/11/2022							0.0021 (J)	<0.003	
2/16/2022			0.00089 (J)						
7/26/2022	<0.003	0.00096 (J)		<0.003	0.0008 (J)	<0.003			<0.003
7/27/2022								<0.003	
7/28/2022							0.0015 (J)		
8/3/2022			<0.003						
1/24/2023	<0.003	<0.003		<0.003	<0.003				
1/25/2023						0.0017 (J)			
1/26/2023								<0.003	<0.003
1/27/2023							<0.003		
2/2/2023			<0.003						
8/15/2023				<0.003		<0.003			
8/16/2023		<0.003			<0.003			<0.003	<0.003
8/17/2023							<0.003		
8/21/2023	<0.003								
8/23/2023			<0.003						
1/31/2024				<0.003	0.001 (J)	<0.003			
2/1/2024							<0.003	<0.003	<0.003
2/5/2024		<0.003							
2/7/2024			<0.003						
2/8/2024	0.0012 (J)								
8/15/2024				<0.003	0.00081 (J)	<0.003			
8/16/2024									<0.003
8/19/2024								<0.003	
8/20/2024							<0.003		
8/21/2024	<0.003	<0.003							
8/23/2024			0.00057 (J)						

Time Series

Constituent: Antimony (mg/L) Analysis Run 10/11/2024 9:23 AM

Plant Bowen Client: Southern Company Data: Bowen AP-1

	BGWC-16
6/6/2016	
6/7/2016	<0.003
8/9/2016	
8/10/2016	
8/11/2016	0.0004 (J)
8/12/2016	
8/16/2016	
8/22/2016	
10/3/2016	
10/4/2016	
10/6/2016	
10/7/2016	<0.003
11/29/2016	
12/1/2016	
12/5/2016	
12/6/2016	<0.003
1/10/2017	
2/13/2017	
2/14/2017	
2/15/2017	
2/16/2017	<0.003
4/13/2017	
4/14/2017	
4/18/2017	<0.003
5/25/2017	
5/30/2017	<0.003
6/2/2017	
7/7/2017	
7/10/2017	
7/12/2017	
7/13/2017	
7/14/2017	<0.003
3/26/2018	
3/27/2018	<0.003
3/28/2018	
2/25/2019	<0.003
2/27/2019	
2/28/2019	
2/18/2020	
2/19/2020	
2/20/2020	<0.003
2/21/2020	
2/24/2020	
3/18/2020	
3/19/2020	<0.003
3/20/2020	
3/23/2020	
5/22/2020	
5/25/2020	
6/23/2020	
7/28/2020	
9/2/2020	

Time Series

Constituent: Antimony (mg/L) Analysis Run 10/11/2024 9:23 AM

Plant Bowen Client: Southern Company Data: Bowen AP-1

	BGWC-16
9/3/2020	
9/23/2020	
9/24/2020	<0.003
9/25/2020	
10/1/2020	
11/10/2020	
12/15/2020	
1/20/2021	
2/16/2021	
2/17/2021	
2/18/2021	<0.003
2/19/2021	
3/23/2021	
3/24/2021	<0.003
3/25/2021	
3/26/2021	
3/30/2021	
3/31/2021	
4/1/2021	
8/16/2021	
8/18/2021	<0.003
8/25/2021	
2/9/2022	
2/10/2022	
2/11/2022	<0.003
2/16/2022	
7/26/2022	
7/27/2022	<0.003
7/28/2022	
8/3/2022	
1/24/2023	
1/25/2023	
1/26/2023	<0.003
1/27/2023	
2/2/2023	
8/15/2023	
8/16/2023	
8/17/2023	<0.003
8/21/2023	
8/23/2023	
1/31/2024	
2/1/2024	<0.003
2/5/2024	
2/7/2024	
2/8/2024	
8/15/2024	
8/16/2024	
8/19/2024	<0.003
8/20/2024	
8/21/2024	
8/23/2024	

ND substitution: RL or RL/2 if <15% NDs.

Time Series

Constituent: Antimony (mg/L) Analysis Run 10/11/2024 9:23 AM

Plant Bowen Client: Southern Company Data: Bowen AP-1

	BGWC-17	BGWC-18	BGWC-19	BGWC-20	BGWC-21	BGWC-22	BGWC-23	BGWC-24	BGWC-25
6/7/2016	<0.003								
6/8/2016		<0.003	<0.003	<0.003	<0.003	<0.003			<0.003
6/9/2016							<0.003	<0.003	
8/11/2016	0.0002 (J)								
8/12/2016		<0.003	<0.003	<0.003					
8/15/2016									0.0013 (J)
8/18/2016					<0.003	0.0023 (J)	0.0009 (J)	<0.003	
10/7/2016	<0.003	<0.003	<0.003						
10/10/2016				<0.003	<0.003	0.0021 (J)	<0.003	<0.003	<0.003
12/6/2016	<0.003	<0.003							
12/7/2016			<0.003	<0.003			<0.003	<0.003	
12/8/2016					<0.003	<0.003			<0.003
1/23/2017									
2/7/2017									
2/16/2017	<0.003	<0.003	<0.003						
2/17/2017				<0.003	<0.003	<0.003			
2/20/2017							<0.003	<0.003	<0.003
3/27/2017									
4/17/2017									
4/19/2017	<0.003	<0.003	<0.003	<0.003	<0.003		<0.003	<0.003	
4/20/2017						<0.003			<0.003
5/22/2017									
5/30/2017	<0.003								
6/1/2017		<0.003	<0.003	<0.003	<0.003				<0.003
6/5/2017						<0.003	<0.003	<0.003	
7/11/2017									
7/14/2017	<0.003	<0.003	<0.003						
7/17/2017							<0.003	<0.003	<0.003
7/18/2017				<0.003	<0.003				
7/19/2017						<0.003			
8/23/2017									
3/26/2018									
3/27/2018	<0.003	<0.003	<0.003						
3/28/2018				<0.003	<0.003				<0.003
3/29/2018						<0.003	<0.003	<0.003	
2/27/2019	<0.003	<0.003		<0.003					
3/1/2019			<0.003			<0.003	<0.003	<0.003	<0.003
2/24/2020	<0.003	<0.003	<0.003	<0.003					
2/25/2020						<0.003	<0.003		
2/26/2020					<0.003			<0.003	<0.003
3/19/2020	<0.003								
3/20/2020		<0.003	<0.003		<0.003	<0.003			
3/23/2020				0.0014 (J)			0.00053 (J)		
3/24/2020									<0.003
3/25/2020								<0.003	
9/24/2020	<0.003	<0.003			<0.003	<0.003	<0.003		
9/25/2020								0.00048 (J)	
9/28/2020			0.0005 (J)	0.0005 (J)					<0.003
2/18/2021	<0.003	<0.003	<0.003	<0.003					
2/19/2021					<0.003	0.00028 (J)	0.00031 (J)	0.00036 (J)	
2/23/2021									<0.003
3/8/2021									

ND substitution: RL or RL/2 if <15% NDs.

Time Series

Constituent: Antimony (mg/L) Analysis Run 10/11/2024 9:23 AM

Plant Bowen Client: Southern Company Data: Bowen AP-1

	BGWC-17	BGWC-18	BGWC-19	BGWC-20	BGWC-21	BGWC-22	BGWC-23	BGWC-24	BGWC-25
3/24/2021	<0.003	<0.003							
3/25/2021									
3/26/2021			<0.003				<0.003	<0.003	<0.003
3/29/2021				<0.003	<0.003	<0.003			
8/19/2021	<0.003	<0.003							<0.003
8/20/2021			<0.003	<0.003	0.0014 (J)				
8/23/2021						<0.003	0.0029 (J)	0.0028 (J)	
2/11/2022	<0.003								
2/14/2022							0.0014 (J)		
2/15/2022						<0.003		0.0048	
2/16/2022		<0.003	<0.003	<0.003	0.0017 (J)				<0.003
7/27/2022	<0.003	<0.003	<0.003	<0.003					<0.003
7/28/2022					<0.003				
8/1/2022							0.0022 (J)		
8/2/2022						<0.003		0.015 (o)	
10/21/2022								0.0032 (R)	
1/26/2023	<0.003	<0.003							
1/27/2023			<0.003		<0.003				<0.003
1/30/2023				<0.003					
2/1/2023								<0.003	
2/2/2023							0.007		
2/7/2023						<0.003			
5/10/2023							0.0032		
8/17/2023	<0.003	<0.003							<0.003
8/18/2023			<0.003	<0.003					
8/21/2023									
8/22/2023						<0.003			
8/23/2023					<0.003		<0.003		
8/25/2023								0.0021 (J)	
1/30/2024								<0.003	
2/1/2024	<0.003								
2/2/2024		<0.003	<0.003						
2/5/2024				<0.003	<0.003				0.00058 (J)
2/6/2024									
2/8/2024						<0.003	0.00089 (J)		
8/19/2024	<0.003	<0.003	<0.003						
8/20/2024				<0.003					<0.003
8/21/2024						<0.003		0.009	
8/22/2024					<0.003		0.0029 (J)		

ND substitution: RL or RL/2 if <15% NDs.

Time Series

Constituent: Antimony (mg/L) Analysis Run 10/11/2024 9:23 AM

Plant Bowen Client: Southern Company Data: Bowen AP-1

	BGWC-30
6/7/2016	
6/8/2016	
6/9/2016	
8/11/2016	
8/12/2016	
8/15/2016	
8/18/2016	
10/7/2016	
10/10/2016	
12/6/2016	
12/7/2016	
12/8/2016	
1/23/2017	<0.003
2/7/2017	<0.003
2/16/2017	
2/17/2017	
2/20/2017	
3/27/2017	<0.003
4/17/2017	<0.003
4/19/2017	
4/20/2017	
5/22/2017	<0.003
5/30/2017	
6/1/2017	
6/5/2017	<0.003
7/11/2017	<0.003
7/14/2017	
7/17/2017	
7/18/2017	
7/19/2017	
8/23/2017	<0.003
3/26/2018	<0.003
3/27/2018	
3/28/2018	
3/29/2018	
2/27/2019	
3/1/2019	<0.003
2/24/2020	
2/25/2020	
2/26/2020	<0.003
3/19/2020	
3/20/2020	
3/23/2020	<0.003
3/24/2020	
3/25/2020	
9/24/2020	
9/25/2020	<0.003
9/28/2020	
2/18/2021	
2/19/2021	
2/23/2021	
3/8/2021	<0.003

ND substitution: RL or RL/2 if <15% NDs.

Time Series

Constituent: Antimony (mg/L) Analysis Run 10/11/2024 9:23 AM

Plant Bowen Client: Southern Company Data: Bowen AP-1

	BGWC-30
3/24/2021	
3/25/2021	<0.003
3/26/2021	
3/29/2021	
8/19/2021	<0.003
8/20/2021	
8/23/2021	
2/11/2022	
2/14/2022	<0.003
2/15/2022	
2/16/2022	
7/27/2022	
7/28/2022	
8/1/2022	<0.003
8/2/2022	
10/21/2022	
1/26/2023	
1/27/2023	
1/30/2023	
2/1/2023	<0.003
2/2/2023	
2/7/2023	
5/10/2023	
8/17/2023	
8/18/2023	
8/21/2023	<0.003
8/22/2023	
8/23/2023	
8/25/2023	
1/30/2024	
2/1/2024	
2/2/2024	
2/5/2024	
2/6/2024	<0.003
2/8/2024	
8/19/2024	
8/20/2024	
8/21/2024	
8/22/2024	0.00085 (J)

ND substitution: RL or RL/2 if <15% NDs.

Time Series

Constituent: Antimony (mg/L) Analysis Run 10/11/2024 9:23 AM

Plant Bowen Client: Southern Company Data: Bowen AP-1

	BGWC-31	BGWC-32	BGWC-34D	BGWC-35D	BGWC-36D	BGWC-37D	BGWC-38D	BGWC-39	BGWC-40
2/25/2020				<0.003		<0.003			
2/26/2020	<0.003				<0.003				
2/27/2020		<0.003	<0.003				0.0003 (J)	<0.003	
2/28/2020									<0.003
3/23/2020	<0.003				<0.003				
3/24/2020		<0.003	<0.003			<0.003	<0.003	<0.003	
3/25/2020				<0.003					<0.003
9/2/2020							0.0016 (J)		
9/25/2020		0.00039 (J)		0.00064 (J)		0.0022 (J)			
9/28/2020	0.00038 (J)		0.00049 (J)		<0.003				
9/29/2020								<0.003	<0.003
2/19/2021			<0.003						
2/22/2021	<0.003			0.00066 (J)		0.00041 (J)		<0.003	<0.003
2/23/2021		0.00036 (J)							
3/8/2021					0.00096 (J)				
3/9/2021							0.00062 (J)		
3/25/2021					<0.003				
3/26/2021				<0.003		<0.003			
3/29/2021	<0.003						<0.003		
3/30/2021		<0.003	0.00079 (J)						0.0005 (J)
3/31/2021								<0.003	
8/19/2021							0.01		
8/20/2021	<0.003			<0.003		<0.003			
8/23/2021					<0.003				
8/24/2021			<0.003					<0.003	<0.003
8/25/2021		<0.003							
2/14/2022					<0.003		0.0067		
2/15/2022									
2/16/2022	<0.003	<0.003	<0.003					<0.003	<0.003
2/17/2022				<0.003		<0.003			
7/28/2022	<0.003		<0.003	<0.003		<0.003			<0.003
7/29/2022		<0.003			<0.003				
8/2/2022							0.0015 (J)	<0.003	
1/27/2023	<0.003								
1/30/2023			<0.003	<0.003		<0.003			
1/31/2023		<0.003							<0.003
2/1/2023					<0.003				
2/2/2023								<0.003	
2/7/2023							0.00082 (J)		
8/18/2023	<0.003	<0.003	<0.003						<0.003
8/21/2023					<0.003		<0.003		
8/23/2023								<0.003	
8/24/2023				<0.003		<0.003			
1/30/2024					0.0021 (J)				
2/2/2024	0.0023 (J)								
2/5/2024			<0.003						
2/6/2024							0.0026 (J)		
2/7/2024				0.0023 (J)		<0.003			<0.003
2/8/2024		<0.003						<0.003	
8/19/2024	<0.003								
8/20/2024			<0.003		<0.003				<0.003
8/21/2024		<0.003							

ND substitution: RL or RL/2 if <15% NDs.

Time Series

Constituent: Antimony (mg/L) Analysis Run 10/11/2024 9:23 AM

Plant Bowen Client: Southern Company Data: Bowen AP-1

	BGWC-31	BGWC-32	BGWC-34D	BGWC-35D	BGWC-36D	BGWC-37D	BGWC-38D	BGWC-39	BGWC-40
8/22/2024				0.0013 (J)		<0.003	0.0013 (J)	<0.003	

ND substitution: RL or RL/2 if <15% NDs.

Time Series

Constituent: Antimony (mg/L) Analysis Run 10/11/2024 9:23 AM

Plant Bowen Client: Southern Company Data: Bowen AP-1

	BGWC-41D
2/25/2020	
2/26/2020	
2/27/2020	
2/28/2020	
3/23/2020	
3/24/2020	
3/25/2020	
9/2/2020	0.0014 (J)
9/25/2020	
9/28/2020	
9/29/2020	
2/19/2021	
2/22/2021	<0.003
2/23/2021	
3/8/2021	
3/9/2021	
3/25/2021	
3/26/2021	
3/29/2021	
3/30/2021	
3/31/2021	<0.003
8/19/2021	
8/20/2021	
8/23/2021	
8/24/2021	0.0014 (J)
8/25/2021	
2/14/2022	
2/15/2022	<0.003
2/16/2022	
2/17/2022	
7/28/2022	
7/29/2022	<0.003
8/2/2022	
1/27/2023	
1/30/2023	
1/31/2023	
2/1/2023	<0.003
2/2/2023	
2/7/2023	
8/18/2023	
8/21/2023	
8/23/2023	<0.003
8/24/2023	
1/30/2024	
2/2/2024	
2/5/2024	
2/6/2024	
2/7/2024	<0.003
2/8/2024	
8/19/2024	
8/20/2024	
8/21/2024	<0.003

ND substitution: RL or RL/2 if <15% NDs.

Time Series

Constituent: Antimony (mg/L) Analysis Run 10/11/2024 9:23 AM

Plant Bowen Client: Southern Company Data: Bowen AP-1

	BGWC-41D
8/22/2024	

Time Series

Constituent: Antimony (mg/L) Analysis Run 10/11/2024 9:23 AM

Plant Bowen Client: Southern Company Data: Bowen AP-1

	BGWC-42D	BGWC-43D	BGWC-44D	BGWC-49D	BGWC-50D	BGWC-51	BGWC-52	BGWC-7	BGWC-8
6/6/2016									
6/7/2016									<0.003
6/8/2016								<0.003	
8/10/2016									0.0004 (J)
8/11/2016								0.0005 (J)	
10/4/2016									<0.003
10/5/2016									
10/6/2016								0.0015 (J)	
12/2/2016									<0.003
12/5/2016									
12/6/2016								<0.003	
2/14/2017									<0.003
2/15/2017								<0.003	
4/14/2017									<0.003
4/17/2017									
4/18/2017								0.0003 (J)	
5/26/2017									<0.003
6/2/2017								<0.003	
7/10/2017									<0.003
7/11/2017									
7/14/2017								<0.003	
3/26/2018									<0.003
3/27/2018								<0.003	
2/25/2019									<0.003
2/28/2019								<0.003	
2/19/2020									<0.003
2/20/2020									
2/21/2020								0.0016 (J)	
3/18/2020									<0.003
3/19/2020								<0.003	
9/3/2020	0.00072 (J)	0.00091 (J)	0.0021 (J)						
9/23/2020									<0.003
9/24/2020									
9/25/2020								<0.003	
1/28/2021						<0.003	0.0019 (J)		
2/16/2021									0.00046 (J)
2/17/2021									
2/18/2021			0.009					<0.003	
2/22/2021	0.0019 (J)								
2/23/2021						<0.003	0.00053 (J)		
3/8/2021		0.00058 (J)							
3/24/2021									0.00059 (J)
3/29/2021		<0.003							
3/30/2021						0.0019 (J)	0.00085 (J)	<0.003	
3/31/2021			0.0026 (J)						
4/1/2021	0.0019 (J)								
4/19/2021				0.00039 (J)	0.0019 (J)				
8/18/2021			0.0015 (J)		<0.003				<0.003
8/19/2021								<0.003	
8/20/2021	0.00083 (J)								
8/23/2021		<0.003				<0.003	<0.003		
8/24/2021				<0.003					

ND substitution: RL or RL/2 if <15% NDs.

Time Series

Constituent: Antimony (mg/L) Analysis Run 10/11/2024 9:23 AM

Plant Bowen Client: Southern Company Data: Bowen AP-1

	BGWC-42D	BGWC-43D	BGWC-44D	BGWC-49D	BGWC-50D	BGWC-51	BGWC-52	BGWC-7	BGWC-8
2/9/2022			<0.003		<0.003				
2/10/2022									<0.003
2/11/2022								<0.003	
2/14/2022						<0.003	<0.003		
2/15/2022		<0.003							
2/17/2022	<0.003			<0.003					
7/26/2022			0.0011 (J)		<0.003				<0.003
7/28/2022	<0.003						<0.003	<0.003	
8/1/2022		<0.003		<0.003		<0.003			
1/25/2023			<0.003		0.0017 (J)				
1/26/2023								<0.003	<0.003
1/30/2023	<0.003								
1/31/2023						<0.003	<0.003		
2/1/2023				<0.003					
2/7/2023		<0.003							
8/15/2023			<0.003		<0.003				
8/16/2023									<0.003
8/17/2023								<0.003	
8/21/2023						<0.003			
8/22/2023				<0.003			<0.003		
8/23/2023		<0.003							
8/24/2023	<0.003								
1/30/2024		0.0015 (J)							
1/31/2024			<0.003		<0.003				
2/1/2024									<0.003
2/2/2024								<0.003	
2/5/2024						<0.003	<0.003		
2/6/2024				<0.003					
2/7/2024	<0.003								
8/15/2024			<0.003						
8/16/2024					<0.003			<0.003	<0.003
8/19/2024									
8/20/2024	<0.003					<0.003	<0.003		
8/21/2024		<0.003		<0.003					

ND substitution: RL or RL/2 if <15% NDs.

Time Series

Constituent: Antimony (mg/L) Analysis Run 10/11/2024 9:23 AM

Plant Bowen Client: Southern Company Data: Bowen AP-1

	BGWC-9
6/6/2016	<0.003
6/7/2016	
6/8/2016	
8/10/2016	
8/11/2016	0.0003 (J)
10/4/2016	
10/5/2016	<0.003
10/6/2016	
12/2/2016	
12/5/2016	<0.003
12/6/2016	
2/14/2017	
2/15/2017	<0.003
4/14/2017	
4/17/2017	<0.003
4/18/2017	
5/26/2017	<0.003
6/2/2017	
7/10/2017	
7/11/2017	<0.003
7/14/2017	
3/26/2018	
3/27/2018	<0.003
2/25/2019	
2/28/2019	
2/19/2020	
2/20/2020	<0.003
2/21/2020	
3/18/2020	
3/19/2020	<0.003
9/3/2020	
9/23/2020	
9/24/2020	<0.003
9/25/2020	
1/28/2021	
2/16/2021	
2/17/2021	0.00075 (J)
2/18/2021	
2/22/2021	
2/23/2021	
3/8/2021	
3/24/2021	0.00038 (J)
3/29/2021	
3/30/2021	
3/31/2021	
4/1/2021	
4/19/2021	
8/18/2021	0.0014 (J)
8/19/2021	
8/20/2021	
8/23/2021	
8/24/2021	

Time Series

Constituent: Antimony (mg/L) Analysis Run 10/11/2024 9:23 AM

Plant Bowen Client: Southern Company Data: Bowen AP-1

	BGWC-9
2/9/2022	
2/10/2022	<0.003
2/11/2022	
2/14/2022	
2/15/2022	
2/17/2022	
7/26/2022	<0.003
7/28/2022	
8/1/2022	
1/25/2023	
1/26/2023	<0.003
1/30/2023	
1/31/2023	
2/1/2023	
2/7/2023	
8/15/2023	
8/16/2023	
8/17/2023	<0.003
8/21/2023	
8/22/2023	
8/23/2023	
8/24/2023	
1/30/2024	
1/31/2024	
2/1/2024	<0.003
2/2/2024	
2/5/2024	
2/6/2024	
2/7/2024	
8/15/2024	
8/16/2024	
8/19/2024	<0.003
8/20/2024	
8/21/2024	

ND substitution: RL or RL/2 if <15% NDs.

Time Series

Constituent: Arsenic (mg/L) Analysis Run 10/11/2024 9:23 AM

Plant Bowen Client: Southern Company Data: Bowen AP-1

	BGWA-2 (bg)	BGWA-29 (bg)	BGWA-33 (bg)	BGWA-47D (bg)	BGWA-48D (bg)	BGWA-6	BGWC-10	BGWC-12	BGWC-14A
6/6/2016	0.0012 (J)					<0.005			
6/7/2016							0.0039	<0.005	
8/9/2016	<0.005								
8/10/2016						<0.005			
8/11/2016									
8/12/2016								0.0009 (J)	
8/16/2016							0.0091		
8/22/2016		<0.005							
10/3/2016	<0.005								
10/4/2016		<0.005				<0.005			
10/6/2016								<0.005	
10/7/2016							0.0074		
11/29/2016	0.0023 (J)								
12/1/2016		<0.005				<0.005			
12/5/2016								<0.005	
12/6/2016							0.0044 (J)		
1/10/2017		<0.005							
2/13/2017	<0.005								
2/14/2017		<0.005				<0.005			
2/15/2017								<0.005	
2/16/2017							0.0081		
4/13/2017	0.0017 (J)					0.0007 (J)			
4/14/2017		0.0006 (J)							
4/18/2017							0.0084	0.0009 (J)	
5/25/2017	0.0015 (J)	0.0008 (J)				0.0013 (J)			
5/30/2017									
6/2/2017							0.008	0.0015 (J)	
7/7/2017	0.001 (J)					<0.005			
7/10/2017		0.0008 (J)							
7/12/2017							0.0063		
7/13/2017								0.0006 (J)	
7/14/2017									
3/26/2018	0.0019 (J)	0.00066 (J)							
3/27/2018							0.0064		
3/28/2018								0.0015 (J)	
6/12/2018	0.0013 (J)	0.00059 (J)							
6/14/2018							0.0075	0.00096 (J)	
10/16/2018	0.00075 (J)	<0.005				0.00095 (J)			
10/17/2018								<0.005	
10/18/2018							0.0056		
2/25/2019	<0.005								
2/27/2019		0.0011 (J)							
2/28/2019							0.0058	<0.005	
4/1/2019	0.00049 (J)	0.00019 (J)						0.00028 (J)	
4/2/2019						0.00032 (J)	0.0057		
4/3/2019			0.002 (J)						
9/23/2019	0.00095 (J)	0.00053 (J)				0.0012 (J)			
9/25/2019							0.0058	0.00085 (J)	
9/26/2019									
9/27/2019			0.0023 (J)						
2/18/2020	0.002 (J)					0.0019 (J)			
2/19/2020		0.0012 (J)							

ND substitution: RL or RL/2 if <15% NDs.

Time Series

Constituent: Arsenic (mg/L) Analysis Run 10/11/2024 9:23 AM

Plant Bowen Client: Southern Company Data: Bowen AP-1

	BGWA-2 (bg)	BGWA-29 (bg)	BGWA-33 (bg)	BGWA-47D (bg)	BGWA-48D (bg)	BGWA-6	BGWC-10	BGWC-12	BGWC-14A
2/20/2020							0.0067		
2/21/2020			0.0015 (J)						
2/24/2020								0.00039 (J)	
3/18/2020	<0.005	<0.005							
3/19/2020						<0.005		0.00036 (J)	
3/20/2020			0.0024 (J)						
3/23/2020							0.0049 (J)		
5/22/2020				0.00059 (J)					0.001 (J)
5/25/2020					0.0025 (J)				
6/23/2020				<0.005	0.01				<0.005
7/28/2020				0.00081 (J)	0.0039 (J)				0.0011 (J)
9/2/2020				<0.005					<0.005
9/3/2020					0.0018 (J)				
9/23/2020	<0.005	<0.005				<0.005			
9/24/2020							0.006		
9/25/2020			0.0017 (J)					<0.005	
10/1/2020				<0.005	0.0014 (J)				<0.005
11/10/2020				<0.005	<0.005				<0.005
12/15/2020				<0.005	<0.005				<0.005
1/20/2021				<0.005	<0.005				<0.005
2/16/2021	<0.005	<0.005							
2/17/2021				<0.005	<0.005				
2/18/2021						0.0011 (J)	0.0054		<0.005
2/19/2021			<0.005					0.0011 (J)	
3/23/2021		<0.005							
3/24/2021								0.002 (J)	0.002 (J)
3/25/2021				0.0014 (J)	0.0042 (J)				
3/26/2021	<0.005								
3/30/2021							0.0053		
3/31/2021						<0.005			
4/1/2021			0.0013 (J)						
8/16/2021	<0.005	<0.005		0.0012 (J)	0.0079	<0.005			
8/18/2021							0.0083	0.0039 (J)	0.0034 (J)
8/25/2021			0.0018 (J)						
2/9/2022	<0.005			<0.005	0.0057	<0.005			<0.005
2/10/2022		<0.005							
2/11/2022							0.0094	<0.005	
2/16/2022			<0.005						
7/26/2022	<0.005	<0.005		<0.005	<0.005	<0.005			<0.005
7/27/2022								0.0028 (J)	
7/28/2022							0.005		
8/3/2022			0.0043 (J)						
1/24/2023	<0.005	<0.005		<0.005	<0.005				
1/25/2023						<0.005			
1/26/2023								<0.005	<0.005
1/27/2023							<0.005		
2/2/2023			0.01						
8/15/2023				<0.005		<0.005			
8/16/2023		<0.005			<0.005			<0.005	<0.005
8/17/2023							0.0062		
8/21/2023	<0.005								
8/23/2023			0.0048 (J)						

ND substitution: RL or RL/2 if <15% NDs.

Time Series

Constituent: Arsenic (mg/L) Analysis Run 10/11/2024 9:23 AM

Plant Bowen Client: Southern Company Data: Bowen AP-1

	BGWA-2 (bg)	BGWA-29 (bg)	BGWA-33 (bg)	BGWA-47D (bg)	BGWA-48D (bg)	BGWA-6	BGWC-10	BGWC-12	BGWC-14A
1/31/2024				<0.005	0.0038 (J)	<0.005			
2/1/2024							0.006	<0.005	<0.005
2/5/2024		<0.005							
2/7/2024			0.0069						
2/8/2024	<0.005								
8/15/2024				<0.005	0.004 (J)	<0.005			
8/16/2024									0.0021 (J)
8/19/2024								0.0028 (J)	
8/20/2024							0.0071		
8/21/2024	0.0019 (J)	0.0011 (J)							
8/23/2024			0.0045 (J)						

ND substitution: RL or RL/2 if <15% NDs.

Time Series

Constituent: Arsenic (mg/L) Analysis Run 10/11/2024 9:23 AM

Plant Bowen Client: Southern Company Data: Bowen AP-1

	BGWC-16
6/6/2016	
6/7/2016	<0.005
8/9/2016	
8/10/2016	
8/11/2016	<0.005
8/12/2016	
8/16/2016	
8/22/2016	
10/3/2016	
10/4/2016	
10/6/2016	
10/7/2016	<0.005
11/29/2016	
12/1/2016	
12/5/2016	
12/6/2016	<0.005
1/10/2017	
2/13/2017	
2/14/2017	
2/15/2017	
2/16/2017	<0.005
4/13/2017	
4/14/2017	
4/18/2017	0.0007 (J)
5/25/2017	
5/30/2017	0.0008 (J)
6/2/2017	
7/7/2017	
7/10/2017	
7/12/2017	
7/13/2017	
7/14/2017	0.0008 (J)
3/26/2018	
3/27/2018	0.0014 (J)
3/28/2018	
6/12/2018	0.00073 (J)
6/14/2018	
10/16/2018	
10/17/2018	
10/18/2018	<0.005
2/25/2019	<0.005
2/27/2019	
2/28/2019	
4/1/2019	
4/2/2019	0.0003 (J)
4/3/2019	
9/23/2019	
9/25/2019	
9/26/2019	0.00074 (J)
9/27/2019	
2/18/2020	
2/19/2020	

Time Series

Constituent: Arsenic (mg/L) Analysis Run 10/11/2024 9:23 AM

Plant Bowen Client: Southern Company Data: Bowen AP-1

	BGWC-16
2/20/2020	0.00042 (J)
2/21/2020	
2/24/2020	
3/18/2020	
3/19/2020	<0.005
3/20/2020	
3/23/2020	
5/22/2020	
5/25/2020	
6/23/2020	
7/28/2020	
9/2/2020	
9/3/2020	
9/23/2020	
9/24/2020	<0.005
9/25/2020	
10/1/2020	
11/10/2020	
12/15/2020	
1/20/2021	
2/16/2021	
2/17/2021	
2/18/2021	<0.005
2/19/2021	
3/23/2021	
3/24/2021	0.0013 (J)
3/25/2021	
3/26/2021	
3/30/2021	
3/31/2021	
4/1/2021	
8/16/2021	
8/18/2021	<0.005
8/25/2021	
2/9/2022	
2/10/2022	
2/11/2022	<0.005
2/16/2022	
7/26/2022	
7/27/2022	<0.005
7/28/2022	
8/3/2022	
1/24/2023	
1/25/2023	
1/26/2023	<0.005
1/27/2023	
2/2/2023	
8/15/2023	
8/16/2023	
8/17/2023	<0.005
8/21/2023	
8/23/2023	

ND substitution: RL or RL/2 if <15% NDs.

Time Series

Constituent: Arsenic (mg/L) Analysis Run 10/11/2024 9:23 AM

Plant Bowen Client: Southern Company Data: Bowen AP-1

	BGWC-16
1/31/2024	
2/1/2024	0.0011 (J)
2/5/2024	
2/7/2024	
2/8/2024	
8/15/2024	
8/16/2024	
8/19/2024	0.0031 (J)
8/20/2024	
8/21/2024	
8/23/2024	

Time Series

Constituent: Arsenic (mg/L) Analysis Run 10/11/2024 9:23 AM

Plant Bowen Client: Southern Company Data: Bowen AP-1

	BGWC-17	BGWC-18	BGWC-19	BGWC-20	BGWC-21	BGWC-22	BGWC-23	BGWC-24	BGWC-25
6/7/2016	<0.005								
6/8/2016		<0.005	0.00046 (J)	0.0011 (J)	0.0015	0.0012 (J)			0.0037
6/9/2016							0.0012 (J)	0.0016	
8/11/2016	<0.005								
8/12/2016		<0.005	0.0008 (J)	0.0017 (J)					
8/15/2016									0.003 (J)
8/18/2016					<0.005	0.0022 (J)	0.003 (J)	0.0054	
10/7/2016	<0.005	<0.005	<0.005						
10/10/2016				<0.005	<0.005	0.002 (J)	0.0021 (J)	0.0079	0.0026 (J)
12/6/2016	<0.005	<0.005							
12/7/2016			<0.005	<0.005			0.0023 (J)	0.0121	
12/8/2016					<0.005	<0.005			<0.005
1/23/2017									
2/7/2017									
2/16/2017	<0.005	<0.005	<0.005						
2/17/2017				<0.005	<0.005	0.0023 (J)			
2/20/2017							0.0025 (J)	0.0063	0.0029 (J)
3/27/2017									
4/17/2017									
4/19/2017	0.0012 (J)	0.0013 (J)	0.0015 (J)	0.002 (J)	0.002 (J)		0.0032 (J)	0.0051	
4/20/2017						0.0028 (J)			0.0024 (J)
5/22/2017									
5/30/2017	0.0006 (J)								
6/1/2017		0.0005 (J)	0.0008 (J)	0.0017 (J)	0.0011 (J)				0.0025 (J)
6/5/2017						0.0035 (J)	0.0043 (J)	0.0072	
7/11/2017									
7/14/2017	<0.005	<0.005	0.0006 (J)						
7/17/2017							0.0017 (J)	0.0031 (J)	0.0021 (J)
7/18/2017				0.0018 (J)	0.0015 (J)				
7/19/2017						0.0028 (J)			
8/23/2017									
3/26/2018									
3/27/2018	0.00076 (J)	0.00066 (J)	0.00082 (J)						
3/28/2018				0.0018 (J)	0.0012 (J)				0.0019 (J)
3/29/2018						0.0037 (J)	0.0028 (J)	0.0075 (J)	
6/13/2018				0.0015 (J)			0.0019 (J)	0.0045 (J)	
6/14/2018	<0.005	<0.005			0.00087 (J)	0.0027 (J)			0.0022 (J)
6/15/2018			0.00074 (J)						
10/17/2018	<0.005								
10/18/2018		<0.005							
10/19/2018			<0.005		0.00059 (J)				
10/22/2018				<0.005		0.0016 (J)	0.0015 (J)	0.0027 (J)	0.0026 (J)
2/27/2019	0.001 (J)	0.00083 (J)		0.0014 (J)					
3/1/2019			<0.005			0.0011 (J)	0.0023 (J)	0.0032 (J)	0.0022 (J)
4/2/2019	0.00024 (J)	0.00015 (J)							
4/3/2019			0.00017 (J)	0.00027 (J)	0.00038 (J)	0.0021 (J)	0.00093 (J)	0.0019 (J)	
4/4/2019									0.0016 (J)
9/26/2019	0.0008 (J)	0.00046 (J)	0.00067 (J)	0.00087 (J)					
9/27/2019						0.0013 (J)	0.00096 (J)		
9/30/2019					<0.005			0.0027 (J)	0.002 (J)
2/24/2020	<0.005	<0.005	<0.005	0.00057 (J)					
2/25/2020						0.0014 (J)	0.0012 (J)		

ND substitution: RL or RL/2 if <15% NDs.

Time Series

Constituent: Arsenic (mg/L) Analysis Run 10/11/2024 9:23 AM

Plant Bowen Client: Southern Company Data: Bowen AP-1

	BGWC-17	BGWC-18	BGWC-19	BGWC-20	BGWC-21	BGWC-22	BGWC-23	BGWC-24	BGWC-25
2/26/2020					0.00047 (J)			0.0013 (J)	0.0018 (J)
3/19/2020	<0.005								
3/20/2020		<0.005	<0.005		<0.005	0.0015 (J)			
3/23/2020				<0.005			0.0027 (J)		
3/24/2020									0.0013 (J)
3/25/2020								<0.005	
9/24/2020	<0.005	<0.005			<0.005	0.0019 (J)	0.001 (J)		
9/25/2020								0.0023 (J)	
9/28/2020			<0.005	<0.005					0.0028 (J)
2/18/2021	<0.005	<0.005	<0.005	0.0016 (J)					
2/19/2021					0.00079 (J)	0.0039 (J)	0.0049 (J)	0.0054	
2/23/2021									0.004 (J)
3/8/2021									
3/24/2021	0.0017 (J)	0.0014 (J)							
3/25/2021									
3/26/2021			<0.005				<0.005	<0.005	0.0025 (J)
3/29/2021				<0.005	<0.005	<0.005			
8/19/2021	0.0014 (J)	0.002 (J)							0.0019 (J)
8/20/2021			<0.005	<0.005	<0.005				
8/23/2021						0.0036 (J)	0.0043 (J)	0.0032 (J)	
2/11/2022	<0.005								
2/14/2022							0.0065		
2/15/2022						0.007		0.0073	
2/16/2022		<0.005	0.0022 (J)	0.0031 (J)	0.002 (J)				0.0055
7/27/2022	<0.005	<0.005	<0.005	<0.005					0.0027 (J)
7/28/2022					<0.005				
8/1/2022							0.0085		
8/2/2022						0.0033 (J)		<0.005	
10/21/2022								0.003 (JR)	
1/26/2023	<0.005	<0.005							
1/27/2023			<0.005		<0.005				<0.005
1/30/2023				<0.005					
2/1/2023								0.0042 (J)	
2/2/2023							0.01		
2/7/2023						0.0028 (J)			
8/17/2023	<0.005	<0.005							<0.005
8/18/2023			<0.005	0.0045 (J)					
8/21/2023									
8/22/2023						0.0095			
8/23/2023					<0.005		0.0062		
8/25/2023								0.0081	
1/30/2024								0.0036 (J)	
2/1/2024	<0.005								
2/2/2024		<0.005	0.00086 (J)						
2/5/2024				0.0011 (J)	<0.005				<0.005
2/6/2024									
2/8/2024						0.0015 (J)	0.0024 (J)		
8/19/2024	0.0013 (J)	0.0012 (J)	0.0016 (J)						
8/20/2024				0.0076					0.0045 (J)
8/21/2024						0.009		0.0073	
8/22/2024					<0.005		0.0046 (J)		

ND substitution: RL or RL/2 if <15% NDs.

Time Series

Constituent: Arsenic (mg/L) Analysis Run 10/11/2024 9:23 AM

Plant Bowen Client: Southern Company Data: Bowen AP-1

	BGWC-30
6/7/2016	
6/8/2016	
6/9/2016	
8/11/2016	
8/12/2016	
8/15/2016	
8/18/2016	
10/7/2016	
10/10/2016	
12/6/2016	
12/7/2016	
12/8/2016	
1/23/2017	<0.005
2/7/2017	<0.005
2/16/2017	
2/17/2017	
2/20/2017	
3/27/2017	0.0019 (J)
4/17/2017	0.0017 (J)
4/19/2017	
4/20/2017	
5/22/2017	0.0034 (J)
5/30/2017	
6/1/2017	
6/5/2017	0.0039 (J)
7/11/2017	0.0016 (J)
7/14/2017	
7/17/2017	
7/18/2017	
7/19/2017	
8/23/2017	0.001 (J)
3/26/2018	0.0015 (J)
3/27/2018	
3/28/2018	
3/29/2018	
6/13/2018	
6/14/2018	
6/15/2018	0.00089 (J)
10/17/2018	
10/18/2018	
10/19/2018	
10/22/2018	0.00064 (J)
2/27/2019	
3/1/2019	<0.005
4/2/2019	0.00024 (J)
4/3/2019	
4/4/2019	
9/26/2019	
9/27/2019	0.00042 (J)
9/30/2019	
2/24/2020	
2/25/2020	

ND substitution: RL or RL/2 if <15% NDs.

Time Series

Constituent: Arsenic (mg/L) Analysis Run 10/11/2024 9:23 AM

Plant Bowen Client: Southern Company Data: Bowen AP-1

	BGWC-30
2/26/2020	0.00053 (J)
3/19/2020	
3/20/2020	
3/23/2020	<0.005
3/24/2020	
3/25/2020	
9/24/2020	
9/25/2020	<0.005
9/28/2020	
2/18/2021	
2/19/2021	
2/23/2021	
3/8/2021	<0.005
3/24/2021	
3/25/2021	0.0015 (J)
3/26/2021	
3/29/2021	
8/19/2021	<0.005
8/20/2021	
8/23/2021	
2/11/2022	
2/14/2022	<0.005
2/15/2022	
2/16/2022	
7/27/2022	
7/28/2022	
8/1/2022	0.0034 (J)
8/2/2022	
10/21/2022	
1/26/2023	
1/27/2023	
1/30/2023	
2/1/2023	0.0024 (J)
2/2/2023	
2/7/2023	
8/17/2023	
8/18/2023	
8/21/2023	<0.005
8/22/2023	
8/23/2023	
8/25/2023	
1/30/2024	
2/1/2024	
2/2/2024	
2/5/2024	
2/6/2024	0.001 (J)
2/8/2024	
8/19/2024	
8/20/2024	
8/21/2024	
8/22/2024	0.0033 (J)

Time Series

Constituent: Arsenic (mg/L) Analysis Run 10/11/2024 9:23 AM

Plant Bowen Client: Southern Company Data: Bowen AP-1

	BGWC-31	BGWC-32	BGWC-34D	BGWC-35D	BGWC-36D	BGWC-37D	BGWC-38D	BGWC-39	BGWC-40
10/17/2018					0.00082 (J)				
10/18/2018	0.0034 (J)								
10/19/2018			0.013						
10/22/2018		0.00076 (J)		0.0019 (J)					
1/14/2019			0.017						
3/4/2019			0.02						
4/2/2019					0.00039 (J)				
4/4/2019	0.0036 (J)		0.015	0.0018 (J)					
4/5/2019		0.00093 (J)							
9/24/2019	0.0055		0.016						
9/26/2019		0.0018 (J)		0.0035 (J)					
9/27/2019					0.00064 (J)				
2/25/2020				0.0013 (J)		0.04			
2/26/2020	0.0037 (J)				<0.005				
2/27/2020		0.00081 (J)	0.017				0.0021 (J)	0.00055 (J)	
2/28/2020									0.00062 (J)
3/23/2020	0.0054				<0.005				
3/24/2020		0.0017 (J)	0.02			0.028	0.0054	<0.005	
3/25/2020				0.00046 (J)					0.00051 (J)
9/2/2020							0.0012 (J)		
9/25/2020		0.00093 (J)		0.0021 (J)		0.033			
9/28/2020	0.0044 (J)		0.018		<0.005				
9/29/2020								<0.005	<0.005
2/19/2021			0.015						
2/22/2021	0.0049 (J)			0.0034 (J)		0.019		0.0026 (J)	0.0024 (J)
2/23/2021		0.0032 (J)							
3/8/2021					0.00096 (J)				
3/9/2021							0.0021 (J)		
3/25/2021					0.0021 (J)				
3/26/2021				0.002 (J)		0.013			
3/29/2021	0.0038 (J)						0.0019 (J)		
3/30/2021		<0.005	0.016						<0.005
3/31/2021								<0.005	
8/19/2021							<0.005		
8/20/2021	0.0054			0.0021 (J)		0.014			
8/23/2021					0.0018 (J)				
8/24/2021			0.017					0.0028 (J)	0.0021 (J)
8/25/2021		0.0029 (J)							
2/14/2022					<0.005		0.0036 (J)		
2/15/2022									
2/16/2022	0.007	0.0041 (J)	0.02					0.0052	0.0032 (J)
2/17/2022				0.0065		0.011			
7/28/2022	0.0051		0.015	<0.005		0.013			<0.005
7/29/2022		<0.005			<0.005				
8/2/2022							0.0025 (J)	0.0055	
1/27/2023	0.0035 (J)								
1/30/2023			0.014	0.005 (J)		0.0074			
1/31/2023		0.004 (J)							0.0022 (J)
2/1/2023					0.0032 (J)				
2/2/2023								0.0048 (J)	
2/7/2023							<0.005		
8/18/2023	0.0054	0.0039 (J)	0.016						<0.005

ND substitution: RL or RL/2 if <15% NDs.

Time Series

Constituent: Arsenic (mg/L) Analysis Run 10/11/2024 9:23 AM

Plant Bowen Client: Southern Company Data: Bowen AP-1

	BGWC-31	BGWC-32	BGWC-34D	BGWC-35D	BGWC-36D	BGWC-37D	BGWC-38D	BGWC-39	BGWC-40
8/21/2023					0.0062		0.0051		
8/23/2023								0.01	
8/24/2023				0.016		0.0086			
1/30/2024					0.0017 (J)				
2/2/2024	0.0023 (J)								
2/5/2024			0.013						
2/6/2024							0.0016 (J)		
2/7/2024				0.0073		0.0075			0.00094 (J)
2/8/2024		0.0017 (J)						0.0012 (J)	
8/19/2024	0.0041 (J)								
8/20/2024			0.015		0.0042 (J)				0.0038 (J)
8/21/2024		0.0073							
8/22/2024				0.011		0.009	0.0056	0.0092	

Time Series

Constituent: Arsenic (mg/L) Analysis Run 10/11/2024 9:23 AM

Plant Bowen Client: Southern Company Data: Bowen AP-1

	BGWC-41D
10/17/2018	
10/18/2018	
10/19/2018	
10/22/2018	
1/14/2019	
3/4/2019	
4/2/2019	
4/4/2019	
4/5/2019	
9/24/2019	
9/26/2019	
9/27/2019	
2/25/2020	
2/26/2020	
2/27/2020	
2/28/2020	
3/23/2020	
3/24/2020	
3/25/2020	
9/2/2020	0.00092 (J)
9/25/2020	
9/28/2020	
9/29/2020	
2/19/2021	
2/22/2021	0.0033 (J)
2/23/2021	
3/8/2021	
3/9/2021	
3/25/2021	
3/26/2021	
3/29/2021	
3/30/2021	
3/31/2021	0.0017 (J)
8/19/2021	
8/20/2021	
8/23/2021	
8/24/2021	0.0027 (J)
8/25/2021	
2/14/2022	
2/15/2022	0.0062
2/16/2022	
2/17/2022	
7/28/2022	
7/29/2022	0.0034 (J)
8/2/2022	
1/27/2023	
1/30/2023	
1/31/2023	
2/1/2023	0.0084
2/2/2023	
2/7/2023	
8/18/2023	

Time Series

Constituent: Arsenic (mg/L) Analysis Run 10/11/2024 9:23 AM

Plant Bowen Client: Southern Company Data: Bowen AP-1

	BGWC-41D
8/21/2023	
8/23/2023	0.011
8/24/2023	
1/30/2024	
2/2/2024	
2/5/2024	
2/6/2024	
2/7/2024	0.0023 (J)
2/8/2024	
8/19/2024	
8/20/2024	
8/21/2024	0.0081
8/22/2024	

Time Series

Constituent: Arsenic (mg/L) Analysis Run 10/11/2024 9:23 AM

Plant Bowen Client: Southern Company Data: Bowen AP-1

	BGWC-42D	BGWC-43D	BGWC-44D	BGWC-49D	BGWC-50D	BGWC-51	BGWC-52	BGWC-7	BGWC-8
6/6/2016									
6/7/2016									0.00018 (J)
6/8/2016								0.0024	
8/10/2016									<0.005
8/11/2016								0.0024 (J)	
10/4/2016									<0.005
10/5/2016									
10/6/2016								<0.005	
12/2/2016									<0.005
12/5/2016									
12/6/2016								<0.005	
2/14/2017									<0.005
2/15/2017								0.003 (J)	
4/14/2017									0.0007 (J)
4/17/2017									
4/18/2017								0.0029 (J)	
5/26/2017									0.0008 (J)
6/2/2017								0.0031 (J)	
7/10/2017									0.0011 (J)
7/11/2017									
7/14/2017								0.0017 (J)	
3/26/2018									0.0009 (J)
3/27/2018								0.0028 (J)	
6/12/2018									0.00065 (J)
6/13/2018								0.0023 (J)	
10/16/2018									0.00064 (J)
10/17/2018									
10/18/2018								0.0015 (J)	
2/25/2019									<0.005
2/28/2019								0.0011 (J)	
4/1/2019									0.00041 (J)
4/2/2019								0.0016 (J)	
9/24/2019								0.0031 (J)	0.00047 (J)
2/19/2020									0.0011 (J)
2/20/2020									
2/21/2020								0.0018 (J)	
3/18/2020									0.00042 (J)
3/19/2020								0.0018 (J)	
9/3/2020	0.0023 (J)	0.00099 (J)	0.0033 (J)						
9/23/2020									<0.005
9/24/2020									
9/25/2020								0.0025 (J)	
1/28/2021						0.0012 (J)	0.00099 (J)		
2/16/2021									<0.005
2/17/2021									
2/18/2021			0.0078					0.0026 (J)	
2/22/2021	0.0068								
2/23/2021						0.0048 (J)	0.0028 (J)		
3/8/2021		0.0013 (J)							
3/24/2021									0.0012 (J)
3/29/2021		0.001 (J)							
3/30/2021						0.0065 (J)	0.001 (J)	0.0017 (J)	

ND substitution: RL or RL/2 if <15% NDs.

Time Series

Constituent: Arsenic (mg/L) Analysis Run 10/11/2024 9:23 AM

Plant Bowen Client: Southern Company Data: Bowen AP-1

	BGWC-42D	BGWC-43D	BGWC-44D	BGWC-49D	BGWC-50D	BGWC-51	BGWC-52	BGWC-7	BGWC-8
3/31/2021			0.0043 (J)						
4/1/2021	0.002 (J)								
4/19/2021				0.0023 (J)	0.0032 (J)				
8/18/2021			0.0019 (J)		0.0018 (J)				0.0014 (J)
8/19/2021								0.0045 (J)	
8/20/2021	0.0064								
8/23/2021		0.0022 (J)				0.0033 (J)	0.002 (J)		
8/24/2021				0.003 (J)					
2/9/2022			0.0062		0.0023 (J)				
2/10/2022									<0.005
2/11/2022								0.0022 (J)	
2/14/2022						<0.005	<0.005		
2/15/2022		0.0048 (J)							
2/17/2022	0.009			0.0057					
7/26/2022			0.0041 (J)		0.0035 (J)				<0.005
7/28/2022	0.0033 (J)						<0.005	0.0024 (J)	
8/1/2022		0.0045 (J)		0.0076		<0.005			
1/25/2023			0.0043 (J)		<0.005				
1/26/2023								0.0025 (J)	<0.005
1/30/2023	0.0088								
1/31/2023						<0.005	<0.005		
2/1/2023				0.0073					
2/7/2023		<0.005							
8/15/2023			0.0039 (J)		<0.005				
8/16/2023									<0.005
8/17/2023								0.0041 (J)	
8/21/2023						0.0057			
8/22/2023				0.0097			0.005		
8/23/2023		0.0087							
8/24/2023	0.0059								
1/30/2024		0.0034 (J)							
1/31/2024			0.004 (J)		0.0019 (J)				
2/1/2024									<0.005
2/2/2024								0.0015 (J)	
2/5/2024						<0.005	<0.005		
2/6/2024				0.0022 (J)					
2/7/2024	0.004 (J)								
8/15/2024			0.0041 (J)						
8/16/2024					0.003 (J)			0.0011 (J)	<0.005
8/19/2024									
8/20/2024	0.0059					0.0033 (J)	<0.005		
8/21/2024		0.0072		0.0075					

ND substitution: RL or RL/2 if <15% NDs.

Time Series

Constituent: Arsenic (mg/L) Analysis Run 10/11/2024 9:23 AM

Plant Bowen Client: Southern Company Data: Bowen AP-1

	BGWC-9
6/6/2016	0.0022
6/7/2016	
6/8/2016	
8/10/2016	
8/11/2016	0.0028 (J)
10/4/2016	
10/5/2016	0.002 (J)
10/6/2016	
12/2/2016	
12/5/2016	<0.005
12/6/2016	
2/14/2017	
2/15/2017	0.0033 (J)
4/14/2017	
4/17/2017	0.0028 (J)
4/18/2017	
5/26/2017	0.0035 (J)
6/2/2017	
7/10/2017	
7/11/2017	0.0033 (J)
7/14/2017	
3/26/2018	
3/27/2018	0.0021 (J)
6/12/2018	0.0015 (J)
6/13/2018	
10/16/2018	
10/17/2018	0.0035 (J)
10/18/2018	
2/25/2019	
2/28/2019	
4/1/2019	0.0026 (J)
4/2/2019	
9/24/2019	0.0033 (J)
2/19/2020	
2/20/2020	0.0019 (J)
2/21/2020	
3/18/2020	
3/19/2020	0.0014 (J)
9/3/2020	
9/23/2020	
9/24/2020	0.0021 (J)
9/25/2020	
1/28/2021	
2/16/2021	
2/17/2021	0.0019 (J)
2/18/2021	
2/22/2021	
2/23/2021	
3/8/2021	
3/24/2021	0.0025 (J)
3/29/2021	
3/30/2021	

Time Series

Constituent: Arsenic (mg/L) Analysis Run 10/11/2024 9:23 AM

Plant Bowen Client: Southern Company Data: Bowen AP-1

	BGWC-9
3/31/2021	
4/1/2021	
4/19/2021	
8/18/2021	0.0025 (J)
8/19/2021	
8/20/2021	
8/23/2021	
8/24/2021	
2/9/2022	
2/10/2022	0.0018 (J)
2/11/2022	
2/14/2022	
2/15/2022	
2/17/2022	
7/26/2022	<0.005
7/28/2022	
8/1/2022	
1/25/2023	
1/26/2023	<0.005
1/30/2023	
1/31/2023	
2/1/2023	
2/7/2023	
8/15/2023	
8/16/2023	
8/17/2023	<0.005
8/21/2023	
8/22/2023	
8/23/2023	
8/24/2023	
1/30/2024	
1/31/2024	
2/1/2024	0.0012 (J)
2/2/2024	
2/5/2024	
2/6/2024	
2/7/2024	
8/15/2024	
8/16/2024	
8/19/2024	0.0024 (J)
8/20/2024	
8/21/2024	

ND substitution: RL or RL/2 if <15% NDs.

Time Series

Constituent: Barium (mg/L) Analysis Run 10/11/2024 9:23 AM

Plant Bowen Client: Southern Company Data: Bowen AP-1

	BGWA-2 (bg)	BGWA-29 (bg)	BGWA-33 (bg)	BGWA-47D (bg)	BGWA-48D (bg)	BGWA-6	BGWC-10	BGWC-12	BGWC-14A
6/6/2016	0.2					0.015			
6/7/2016							0.091	0.027	
8/9/2016	0.188								
8/10/2016						0.0142			
8/11/2016									
8/12/2016								0.026	
8/16/2016							0.0667		
8/22/2016		0.0094 (J)							
10/3/2016	0.191								
10/4/2016		0.0188				0.0137			
10/6/2016								0.0308	
10/7/2016							0.0631		
11/29/2016	0.201								
12/1/2016		0.0334				0.0144			
12/5/2016								0.0258	
12/6/2016							0.0659		
1/10/2017		0.0306							
2/13/2017	0.218								
2/14/2017		0.0247				0.0114			
2/15/2017								0.029	
2/16/2017							0.0621		
4/13/2017	0.19					0.0115			
4/14/2017		0.0231							
4/18/2017							0.0545	0.0294	
5/25/2017	0.193	0.0235				0.0122			
5/30/2017									
6/2/2017							0.0555	0.0354	
7/7/2017	0.148					0.012			
7/10/2017		0.0207							
7/12/2017							0.0572		
7/13/2017								0.0329	
7/14/2017									
3/26/2018	0.17	0.016							
3/27/2018							0.051		
3/28/2018								0.034	
6/12/2018	0.18	0.018							
6/14/2018							0.053	0.032	
10/16/2018	0.17	0.016				0.011			
10/17/2018								0.033	
10/18/2018							0.053		
2/25/2019	0.16								
2/27/2019		0.013							
2/28/2019							0.053	0.033	
4/1/2019	0.16	0.014						0.023	
4/2/2019						0.011	0.045		
4/3/2019			0.025						
9/23/2019	0.21	0.016				0.012			
9/25/2019							0.047	0.035	
9/26/2019									
9/27/2019			0.035						
2/18/2020	0.15					0.012			
2/19/2020		0.013							

Time Series

Constituent: Barium (mg/L) Analysis Run 10/11/2024 9:23 AM

Plant Bowen Client: Southern Company Data: Bowen AP-1

	BGWA-2 (bg)	BGWA-29 (bg)	BGWA-33 (bg)	BGWA-47D (bg)	BGWA-48D (bg)	BGWA-6	BGWC-10	BGWC-12	BGWC-14A
2/20/2020							0.049		
2/21/2020			0.03						
2/24/2020								0.033	
3/18/2020	0.14	0.013							
3/19/2020						0.013		0.034	
3/20/2020			0.033						
3/23/2020							0.042		
5/22/2020				0.046					0.036
5/25/2020					0.12				
6/23/2020				0.065	0.067				0.029
7/28/2020				0.081	0.098				0.049
9/2/2020				0.058					0.04
9/3/2020					0.067				
9/23/2020	0.14	0.014				0.01			
9/24/2020							0.041		
9/25/2020			0.028					0.038	
10/1/2020				0.058	0.073				0.039
11/10/2020				0.057	0.071				0.037
12/15/2020				0.059	0.073				0.042
1/20/2021				0.058	0.071				0.042
2/16/2021	0.15	0.013							
2/17/2021				0.06	0.064				
2/18/2021						0.012	0.039		0.036
2/19/2021			0.03					0.043	
3/23/2021		0.013							
3/24/2021								0.039	0.032
3/25/2021				0.057	0.091				
3/26/2021	0.14								
3/30/2021							0.041		
3/31/2021						0.052			
4/1/2021			0.035						
8/16/2021	0.13	0.017		0.06	0.074	0.044			
8/18/2021							0.036	0.042	0.04
8/25/2021			0.029						
2/9/2022	0.12			0.057	0.054	0.043			0.022
2/10/2022		0.011							
2/11/2022							0.044	0.043	
2/16/2022			0.031						
7/26/2022	0.12	0.013		0.056	0.025	0.016			0.038
7/27/2022								0.045	
7/28/2022							0.042		
8/3/2022			0.061						
1/24/2023	0.1	0.012		0.059	0.024				
1/25/2023						0.064			
1/26/2023								0.052	0.025
1/27/2023							0.04		
2/2/2023			0.085						
8/15/2023				0.055		0.014			
8/16/2023		0.015			0.03			0.049	0.041
8/17/2023							0.039		
8/21/2023	0.11								
8/23/2023			0.05						

Time Series

Constituent: Barium (mg/L) Analysis Run 10/11/2024 9:23 AM

Plant Bowen Client: Southern Company Data: Bowen AP-1

	BGWA-2 (bg)	BGWA-29 (bg)	BGWA-33 (bg)	BGWA-47D (bg)	BGWA-48D (bg)	BGWA-6	BGWC-10	BGWC-12	BGWC-14A
1/31/2024				0.054	0.052	0.055			
2/1/2024							0.038	0.055	0.034
2/5/2024		0.011							
2/7/2024			0.058						
2/8/2024	0.11								
8/15/2024				0.051	0.044	0.014			
8/16/2024									0.034
8/19/2024								0.045	
8/20/2024							0.04		
8/21/2024	0.1	0.011							
8/23/2024			0.035						

Time Series

Constituent: Barium (mg/L) Analysis Run 10/11/2024 9:23 AM

Plant Bowen Client: Southern Company Data: Bowen AP-1

	BGWC-16
6/6/2016	
6/7/2016	0.027
8/9/2016	
8/10/2016	
8/11/2016	0.0292
8/12/2016	
8/16/2016	
8/22/2016	
10/3/2016	
10/4/2016	
10/6/2016	
10/7/2016	0.0295
11/29/2016	
12/1/2016	
12/5/2016	
12/6/2016	0.0367
1/10/2017	
2/13/2017	
2/14/2017	
2/15/2017	
2/16/2017	0.0315
4/13/2017	
4/14/2017	
4/18/2017	0.0272
5/25/2017	
5/30/2017	0.0316
6/2/2017	
7/7/2017	
7/10/2017	
7/12/2017	
7/13/2017	
7/14/2017	0.029
3/26/2018	
3/27/2018	0.027
3/28/2018	
6/12/2018	0.029
6/14/2018	
10/16/2018	
10/17/2018	
10/18/2018	0.026
2/25/2019	0.028
2/27/2019	
2/28/2019	
4/1/2019	
4/2/2019	0.025
4/3/2019	
9/23/2019	
9/25/2019	
9/26/2019	0.031
9/27/2019	
2/18/2020	
2/19/2020	

Time Series

Constituent: Barium (mg/L) Analysis Run 10/11/2024 9:23 AM

Plant Bowen Client: Southern Company Data: Bowen AP-1

	BGWC-16
2/20/2020	0.026
2/21/2020	
2/24/2020	
3/18/2020	
3/19/2020	0.027
3/20/2020	
3/23/2020	
5/22/2020	
5/25/2020	
6/23/2020	
7/28/2020	
9/2/2020	
9/3/2020	
9/23/2020	
9/24/2020	0.028
9/25/2020	
10/1/2020	
11/10/2020	
12/15/2020	
1/20/2021	
2/16/2021	
2/17/2021	
2/18/2021	0.028
2/19/2021	
3/23/2021	
3/24/2021	0.028
3/25/2021	
3/26/2021	
3/30/2021	
3/31/2021	
4/1/2021	
8/16/2021	
8/18/2021	0.027
8/25/2021	
2/9/2022	
2/10/2022	
2/11/2022	0.03
2/16/2022	
7/26/2022	
7/27/2022	0.033
7/28/2022	
8/3/2022	
1/24/2023	
1/25/2023	
1/26/2023	0.033
1/27/2023	
2/2/2023	
8/15/2023	
8/16/2023	
8/17/2023	0.034
8/21/2023	
8/23/2023	

Time Series

Constituent: Barium (mg/L) Analysis Run 10/11/2024 9:23 AM

Plant Bowen Client: Southern Company Data: Bowen AP-1

	BGWC-16
1/31/2024	
2/1/2024	0.032
2/5/2024	
2/7/2024	
2/8/2024	
8/15/2024	
8/16/2024	
8/19/2024	0.026
8/20/2024	
8/21/2024	
8/23/2024	

Time Series

Constituent: Barium (mg/L) Analysis Run 10/11/2024 9:23 AM

Plant Bowen Client: Southern Company Data: Bowen AP-1

	BGWC-17	BGWC-18	BGWC-19	BGWC-20	BGWC-21	BGWC-22	BGWC-23	BGWC-24	BGWC-25
6/7/2016	0.017								
6/8/2016		0.039	0.036	0.036	0.054	0.092			0.038
6/9/2016							0.11	0.14	
8/11/2016	0.0152								
8/12/2016		0.031	0.0412	0.0283					
8/15/2016									0.0321
8/18/2016					0.0479	0.0953	0.0893	0.113	
10/7/2016	0.0225	0.0427	0.0427						
10/10/2016				0.0288	0.0433	0.0954	0.0839	0.0888	0.0283
12/6/2016	0.0171	0.0398							
12/7/2016			0.0338	0.0279			0.0912	0.0289	
12/8/2016					0.0474	0.0991			0.0294
1/23/2017									
2/7/2017									
2/16/2017	0.0187	0.0309	0.0407						
2/17/2017				0.0316	0.0483	0.0927			
2/20/2017							0.0813	0.0999	0.0275
3/27/2017									
4/17/2017									
4/19/2017	0.0183	0.0325	0.042	0.0367	0.0486		0.087	0.114	
4/20/2017						0.086			0.0279
5/22/2017									
5/30/2017	0.0179								
6/1/2017		0.0331	0.0341	0.0361	0.0468				0.0313
6/5/2017						0.0875	0.084	0.135	
7/11/2017									
7/14/2017	0.0191	0.0349	0.0405						
7/17/2017							0.0809	0.134	0.0251
7/18/2017				0.0346	0.0494				
7/19/2017						0.0877			
8/23/2017									
3/26/2018									
3/27/2018	0.015	0.027	0.029						
3/28/2018				0.03	0.043				0.018
3/29/2018						0.088	0.085	0.08	
6/13/2018				0.031			0.091	0.1	
6/14/2018	0.016	0.032			0.042	0.093			0.019
6/15/2018			0.032						
10/17/2018	0.015								
10/18/2018		0.033							
10/19/2018			0.037		0.038				
10/22/2018				0.03		0.088	0.087	0.1	0.018
2/27/2019	0.014	0.027		0.032					
3/1/2019			0.028			0.087	0.097	0.12	0.021
4/2/2019	0.015	0.028							
4/3/2019			0.033	0.029	0.033	0.082	0.087	0.095	
4/4/2019									0.016
9/26/2019	0.023	0.042	0.049	0.032					
9/27/2019						0.095	0.11		
9/30/2019					0.036			0.098	0.016
2/24/2020	0.014	0.028	0.024	0.033					
2/25/2020						0.062	0.12		

Time Series

Constituent: Barium (mg/L) Analysis Run 10/11/2024 9:23 AM

Plant Bowen Client: Southern Company Data: Bowen AP-1

	BGWC-17	BGWC-18	BGWC-19	BGWC-20	BGWC-21	BGWC-22	BGWC-23	BGWC-24	BGWC-25
2/26/2020					0.024			0.1	0.015
3/19/2020	0.017								
3/20/2020		0.031	0.034		0.03	0.075			
3/23/2020				0.032			0.11		
3/24/2020									0.015
3/25/2020								0.096	
9/24/2020	0.022	0.031			0.031	0.093	0.12		
9/25/2020								0.088	
9/28/2020			0.03	0.032					0.016
2/18/2021	0.017	0.034	0.026	0.039					
2/19/2021					0.03	0.086	0.12	0.081	
2/23/2021									0.019
3/8/2021									
3/24/2021	0.018	0.031							
3/25/2021									
3/26/2021			0.028				0.12	0.075	0.018
3/29/2021				0.033	0.025	0.079			
8/19/2021	0.015	0.029							0.019
8/20/2021			0.035	0.034	0.024				
8/23/2021						0.073	0.11	0.077	
2/11/2022	0.015								
2/14/2022							0.11		
2/15/2022						0.074		0.077	
2/16/2022		0.032	0.036	0.035	0.028				0.019
7/27/2022	0.015	0.029	0.039	0.032					0.016
7/28/2022					0.025				
8/1/2022							0.099		
8/2/2022						0.074		0.022	
10/21/2022								0.057 (R)	
1/26/2023	0.015	0.034							
1/27/2023			0.023		0.021				0.015
1/30/2023				0.036					
2/1/2023								0.052	
2/2/2023							0.088		
2/7/2023						0.058			
8/17/2023	0.015	0.033							0.013
8/18/2023			0.034	0.035					
8/21/2023									
8/22/2023						0.068			
8/23/2023					0.036		0.06		
8/25/2023								0.045	
1/30/2024								0.042	
2/1/2024	0.017								
2/2/2024		0.027	0.028						
2/5/2024				0.034	0.027				0.016
2/6/2024									
2/8/2024						0.05	0.059		
8/19/2024	0.014	0.032	0.039						
8/20/2024				0.032					0.017
8/21/2024						0.055		0.035	
8/22/2024					0.022		0.063		

Time Series

Constituent: Barium (mg/L) Analysis Run 10/11/2024 9:23 AM

Plant Bowen Client: Southern Company Data: Bowen AP-1

	BGWC-30
6/7/2016	
6/8/2016	
6/9/2016	
8/11/2016	
8/12/2016	
8/15/2016	
8/18/2016	
10/7/2016	
10/10/2016	
12/6/2016	
12/7/2016	
12/8/2016	
1/23/2017	0.237
2/7/2017	0.191
2/16/2017	
2/17/2017	
2/20/2017	
3/27/2017	0.197
4/17/2017	0.192
4/19/2017	
4/20/2017	
5/22/2017	0.197
5/30/2017	
6/1/2017	
6/5/2017	0.201
7/11/2017	0.179
7/14/2017	
7/17/2017	
7/18/2017	
7/19/2017	
8/23/2017	0.15
3/26/2018	0.1
3/27/2018	
3/28/2018	
3/29/2018	
6/13/2018	
6/14/2018	
6/15/2018	0.087
10/17/2018	
10/18/2018	
10/19/2018	
10/22/2018	0.1
2/27/2019	
3/1/2019	0.078
4/2/2019	0.075
4/3/2019	
4/4/2019	
9/26/2019	
9/27/2019	0.08
9/30/2019	
2/24/2020	
2/25/2020	

Time Series

Constituent: Barium (mg/L) Analysis Run 10/11/2024 9:23 AM

Plant Bowen Client: Southern Company Data: Bowen AP-1

	BGWC-30
2/26/2020	0.062
3/19/2020	
3/20/2020	
3/23/2020	0.075
3/24/2020	
3/25/2020	
9/24/2020	
9/25/2020	0.07
9/28/2020	
2/18/2021	
2/19/2021	
2/23/2021	
3/8/2021	0.074
3/24/2021	
3/25/2021	0.06
3/26/2021	
3/29/2021	
8/19/2021	0.094
8/20/2021	
8/23/2021	
2/11/2022	
2/14/2022	0.072
2/15/2022	
2/16/2022	
7/27/2022	
7/28/2022	
8/1/2022	0.061
8/2/2022	
10/21/2022	
1/26/2023	
1/27/2023	
1/30/2023	
2/1/2023	0.062
2/2/2023	
2/7/2023	
8/17/2023	
8/18/2023	
8/21/2023	0.051
8/22/2023	
8/23/2023	
8/25/2023	
1/30/2024	
2/1/2024	
2/2/2024	
2/5/2024	
2/6/2024	0.055
2/8/2024	
8/19/2024	
8/20/2024	
8/21/2024	
8/22/2024	0.043

Time Series

Constituent: Barium (mg/L) Analysis Run 10/11/2024 9:23 AM

Plant Bowen Client: Southern Company Data: Bowen AP-1

	BGWC-31	BGWC-32	BGWC-34D	BGWC-35D	BGWC-36D	BGWC-37D	BGWC-38D	BGWC-39	BGWC-40
10/17/2018					0.11				
10/18/2018	0.055								
10/19/2018			0.038						
10/22/2018		0.096		0.065					
4/2/2019					0.074				
4/4/2019	0.032		0.031	0.071					
4/5/2019		0.085							
9/24/2019	0.038		0.036						
9/26/2019		0.12		0.085					
9/27/2019					0.084				
2/25/2020				0.099		0.12			
2/26/2020	0.033				0.064				
2/27/2020		0.092	0.036				0.24	0.06	
2/28/2020									0.045
3/23/2020	0.038				0.062				
3/24/2020		0.094	0.043			0.1	0.17	0.04	
3/25/2020				0.12					0.048
9/2/2020							0.19		
9/25/2020		0.14		0.11		0.1			
9/28/2020	0.038		0.042		0.067				
9/29/2020								0.096	0.047
2/19/2021			0.053						
2/22/2021	0.041			0.091		0.09		0.054	0.061
2/23/2021		0.13							
3/8/2021					0.073				
3/9/2021							0.096		
3/25/2021					0.073				
3/26/2021				0.07		0.089			
3/29/2021	0.039						0.082		
3/30/2021		0.13	0.048						0.06
3/31/2021								0.06	
8/19/2021							0.14		
8/20/2021	0.041			0.069		0.09			
8/23/2021					0.066				
8/24/2021			0.048					0.065	0.053
8/25/2021		0.099							
2/14/2022					0.064		0.15		
2/15/2022									
2/16/2022	0.042	0.096	0.052					0.067	0.055
2/17/2022				0.071		0.087			
7/28/2022	0.039		0.051	0.06		0.094			0.047
7/29/2022		0.09			0.062				
8/2/2022							0.12	0.07	
1/27/2023	0.042								
1/30/2023			0.055	0.059		0.087			
1/31/2023		0.1							0.047
2/1/2023					0.058				
2/2/2023								0.039	
2/7/2023							0.11		
8/18/2023	0.041	0.079	0.052						0.038
8/21/2023					0.06		0.1		
8/23/2023								0.072	

Time Series

Constituent: Barium (mg/L) Analysis Run 10/11/2024 9:23 AM

Plant Bowen Client: Southern Company Data: Bowen AP-1

	BGWC-31	BGWC-32	BGWC-34D	BGWC-35D	BGWC-36D	BGWC-37D	BGWC-38D	BGWC-39	BGWC-40
8/24/2023				0.056		0.095			
1/30/2024					0.06				
2/2/2024	0.044								
2/5/2024			0.057						
2/6/2024							0.16		
2/7/2024				0.05		0.077			0.039
2/8/2024		0.086						0.043	
8/19/2024	0.035								
8/20/2024			0.056		0.054				0.034
8/21/2024		0.083							
8/22/2024				0.053		0.076	0.088	0.074	

Time Series

Constituent: Barium (mg/L) Analysis Run 10/11/2024 9:23 AM

Plant Bowen Client: Southern Company Data: Bowen AP-1

	BGWC-41D
10/17/2018	
10/18/2018	
10/19/2018	
10/22/2018	
4/2/2019	
4/4/2019	
4/5/2019	
9/24/2019	
9/26/2019	
9/27/2019	
2/25/2020	
2/26/2020	
2/27/2020	
2/28/2020	
3/23/2020	
3/24/2020	
3/25/2020	
9/2/2020	0.046
9/25/2020	
9/28/2020	
9/29/2020	
2/19/2021	
2/22/2021	0.053
2/23/2021	
3/8/2021	
3/9/2021	
3/25/2021	
3/26/2021	
3/29/2021	
3/30/2021	
3/31/2021	0.058
8/19/2021	
8/20/2021	
8/23/2021	
8/24/2021	0.06
8/25/2021	
2/14/2022	
2/15/2022	0.063
2/16/2022	
2/17/2022	
7/28/2022	
7/29/2022	0.06
8/2/2022	
1/27/2023	
1/30/2023	
1/31/2023	
2/1/2023	0.071
2/2/2023	
2/7/2023	
8/18/2023	
8/21/2023	
8/23/2023	0.065

Time Series

Constituent: Barium (mg/L) Analysis Run 10/11/2024 9:23 AM

Plant Bowen Client: Southern Company Data: Bowen AP-1

	BGWC-41D
8/24/2023	
1/30/2024	
2/2/2024	
2/5/2024	
2/6/2024	
2/7/2024	0.072
2/8/2024	
8/19/2024	
8/20/2024	
8/21/2024	0.07
8/22/2024	

Time Series

Constituent: Barium (mg/L) Analysis Run 10/11/2024 9:23 AM

Plant Bowen Client: Southern Company Data: Bowen AP-1

	BGWC-42D	BGWC-43D	BGWC-44D	BGWC-49D	BGWC-50D	BGWC-51	BGWC-52	BGWC-7	BGWC-8
6/6/2016									
6/7/2016									0.0051
6/8/2016								0.048	
8/10/2016									0.0264
8/11/2016								0.0428	
10/4/2016									0.0316
10/5/2016									
10/6/2016								0.0404	
12/2/2016									0.026
12/5/2016									
12/6/2016								0.0385	
2/14/2017									0.0299
2/15/2017								0.039	
4/14/2017									0.0275
4/17/2017									
4/18/2017								0.0392	
5/26/2017									0.0328
6/2/2017								0.0407	
7/10/2017									0.0305
7/11/2017									
7/14/2017								0.0394	
3/26/2018									0.029
3/27/2018								0.039	
6/12/2018									0.031
6/13/2018								0.038	
10/16/2018									0.034
10/17/2018									
10/18/2018								0.037	
2/25/2019									0.03
2/28/2019								0.041	
4/1/2019									0.025
4/2/2019								0.031	
9/24/2019								0.035	0.03
2/19/2020									0.032
2/20/2020									
2/21/2020								0.03	
3/18/2020									0.028
3/19/2020								0.031	
9/3/2020	0.087	0.083	0.02						
9/23/2020									0.029
9/24/2020									
9/25/2020								0.03	
1/28/2021						0.061	0.076		
2/16/2021									0.028
2/17/2021									
2/18/2021			0.026					0.031	
2/22/2021	0.13								
2/23/2021						0.054	0.095		
3/8/2021		0.068							
3/24/2021									0.027
3/29/2021		0.065							
3/30/2021						0.051	0.084	0.035	

Time Series

Constituent: Barium (mg/L) Analysis Run 10/11/2024 9:23 AM

Plant Bowen Client: Southern Company Data: Bowen AP-1

	BGWC-42D	BGWC-43D	BGWC-44D	BGWC-49D	BGWC-50D	BGWC-51	BGWC-52	BGWC-7	BGWC-8
3/31/2021			0.025						
4/1/2021	0.058								
4/19/2021				0.077	0.033				
8/18/2021			0.021		0.028				0.029
8/19/2021								0.028	
8/20/2021	0.12								
8/23/2021		0.07				0.044	0.063		
8/24/2021				0.094					
2/9/2022			0.023		0.049				
2/10/2022									0.027
2/11/2022								0.029	
2/14/2022						0.011	0.029		
2/15/2022		0.076							
2/17/2022	0.12			0.077					
7/26/2022			0.022		0.051				0.029
7/28/2022	0.084						0.021	0.028	
8/1/2022		0.066		0.062		0.0081			
1/25/2023			0.012		0.067				
1/26/2023								0.029	0.029
1/30/2023	0.13								
1/31/2023						0.011	0.032		
2/1/2023				0.055					
2/7/2023		0.059							
8/15/2023			0.033		0.062				
8/16/2023									0.027
8/17/2023								0.027	
8/21/2023						0.0094			
8/22/2023				0.074			0.029		
8/23/2023		0.062							
8/24/2023	0.074								
1/30/2024		0.072							
1/31/2024			0.036		0.055				
2/1/2024									0.027
2/2/2024								0.023	
2/5/2024						0.0058	0.019		
2/6/2024				0.057					
2/7/2024	0.06								
8/15/2024			0.033						
8/16/2024					0.031			0.02	0.023
8/19/2024									
8/20/2024	0.053					0.0057	0.019		
8/21/2024		0.056		0.069					

Time Series

Constituent: Barium (mg/L) Analysis Run 10/11/2024 9:23 AM

Plant Bowen Client: Southern Company Data: Bowen AP-1

	BGWC-9
6/6/2016	0.034
6/7/2016	
6/8/2016	
8/10/2016	
8/11/2016	0.0305
10/4/2016	
10/5/2016	0.0289
10/6/2016	
12/2/2016	
12/5/2016	0.0269
12/6/2016	
2/14/2017	
2/15/2017	0.0299
4/14/2017	
4/17/2017	0.0318
4/18/2017	
5/26/2017	0.0341
6/2/2017	
7/10/2017	
7/11/2017	0.0355
7/14/2017	
3/26/2018	
3/27/2018	0.026
6/12/2018	0.024
6/13/2018	
10/16/2018	
10/17/2018	0.037
10/18/2018	
2/25/2019	
2/28/2019	
4/1/2019	0.027
4/2/2019	
9/24/2019	0.035
2/19/2020	
2/20/2020	0.025
2/21/2020	
3/18/2020	
3/19/2020	0.028
9/3/2020	
9/23/2020	
9/24/2020	0.031
9/25/2020	
1/28/2021	
2/16/2021	
2/17/2021	0.03
2/18/2021	
2/22/2021	
2/23/2021	
3/8/2021	
3/24/2021	0.026
3/29/2021	
3/30/2021	

Time Series

Constituent: Barium (mg/L) Analysis Run 10/11/2024 9:23 AM

Plant Bowen Client: Southern Company Data: Bowen AP-1

	BGWC-9
3/31/2021	
4/1/2021	
4/19/2021	
8/18/2021	0.025
8/19/2021	
8/20/2021	
8/23/2021	
8/24/2021	
2/9/2022	
2/10/2022	0.026
2/11/2022	
2/14/2022	
2/15/2022	
2/17/2022	
7/26/2022	0.029
7/28/2022	
8/1/2022	
1/25/2023	
1/26/2023	0.027
1/30/2023	
1/31/2023	
2/1/2023	
2/7/2023	
8/15/2023	
8/16/2023	
8/17/2023	0.03
8/21/2023	
8/22/2023	
8/23/2023	
8/24/2023	
1/30/2024	
1/31/2024	
2/1/2024	0.027
2/2/2024	
2/5/2024	
2/6/2024	
2/7/2024	
8/15/2024	
8/16/2024	
8/19/2024	0.028
8/20/2024	
8/21/2024	

Time Series

Constituent: Beryllium (mg/L) Analysis Run 10/11/2024 9:23 AM

Plant Bowen Client: Southern Company Data: Bowen AP-1

	BGWA-2 (bg)	BGWA-29 (bg)	BGWA-33 (bg)	BGWA-47D (bg)	BGWA-48D (bg)	BGWA-6	BGWC-10	BGWC-12	BGWC-14A
6/6/2016	<0.0005					<0.0005			
6/7/2016							<0.0005	<0.0005	
8/9/2016	<0.0005								
8/10/2016						<0.0005			
8/11/2016									
8/12/2016								<0.0005	
8/16/2016							<0.0005		
8/22/2016		<0.0005							
10/3/2016	<0.0005								
10/4/2016		<0.0005				<0.0005			
10/6/2016								<0.0005	
10/7/2016							<0.0005		
11/29/2016	<0.0005								
12/1/2016		<0.0005				<0.0005			
12/5/2016								<0.0005	
12/6/2016							<0.0005		
1/10/2017		<0.0005							
2/13/2017	<0.0005								
2/14/2017		<0.0005				<0.0005			
2/15/2017								<0.0005	
2/16/2017							<0.0005		
4/13/2017	<0.0005					<0.0005			
4/14/2017		<0.0005							
4/18/2017							<0.0005	<0.0005	
5/25/2017	<0.0005	<0.0005				<0.0005			
5/30/2017									
6/2/2017							<0.0005	<0.0005	
7/7/2017	<0.0005					<0.0005			
7/10/2017		<0.0005							
7/12/2017							<0.0005		
7/13/2017								<0.0005	
7/14/2017									
3/26/2018	<0.0005	<0.0005							
3/27/2018							<0.0005		
3/28/2018								<0.0005	
2/25/2019	<0.0005								
2/27/2019		<0.0005							
2/28/2019							<0.0005	7.6E-05 (J)	
4/1/2019	<0.0005	<0.0005						<0.0005	
4/2/2019						<0.0005	<0.0005		
4/3/2019			<0.0005						
9/23/2019	<0.0005	<0.0005				<0.0005			
9/25/2019							<0.0005	<0.0005	
9/26/2019									
9/27/2019			<0.0005						
2/18/2020	<0.0005					<0.0005			
2/19/2020		<0.0005							
2/20/2020							<0.0005		
2/21/2020			<0.0005						
2/24/2020								<0.0005	
3/18/2020	<0.0005	<0.0005							
3/19/2020						<0.0005		<0.0005	

ND substitution: RL or RL/2 if <15% NDs.

Time Series

Constituent: Beryllium (mg/L) Analysis Run 10/11/2024 9:23 AM

Plant Bowen Client: Southern Company Data: Bowen AP-1

	BGWA-2 (bg)	BGWA-29 (bg)	BGWA-33 (bg)	BGWA-47D (bg)	BGWA-48D (bg)	BGWA-6	BGWC-10	BGWC-12	BGWC-14A
3/20/2020			<0.0005						
3/23/2020							<0.0005		
5/22/2020				<0.0005					<0.0005
5/25/2020					<0.0005				
6/23/2020				<0.0005	<0.0005				<0.0005
7/28/2020				<0.0005	<0.0005				<0.0005
9/2/2020				<0.0005					<0.0005
9/3/2020					<0.0005				
9/23/2020	<0.0005	<0.0005				<0.0005			
9/24/2020							<0.0005		
9/25/2020			<0.0005					<0.0005	
10/1/2020				<0.0005	5.7E-05 (J)				<0.0005
11/10/2020				<0.0005	<0.0005				<0.0005
12/15/2020				<0.0005	<0.0005				<0.0005
1/20/2021				<0.0005	<0.0005				<0.0005
2/16/2021	<0.0005	<0.0005							
2/17/2021				<0.0005	<0.0005				
2/18/2021						<0.0005	<0.0005		<0.0005
2/19/2021			<0.0005					4.6E-05 (J)	
3/23/2021		<0.0005							
3/24/2021								<0.0005	<0.0005
3/25/2021				<0.0005	<0.0005				
3/26/2021	<0.0005								
3/30/2021							<0.0005		
3/31/2021						<0.0005			
4/1/2021			<0.0005						
8/16/2021	<0.0005	<0.0005		<0.0005	<0.0005	<0.0005			
8/18/2021							<0.0005	<0.0005	<0.0005
8/25/2021			<0.0005						
2/9/2022	<0.0005			<0.0005	<0.0005	<0.0005			<0.0005
2/10/2022		<0.0005							
2/11/2022							<0.0005	<0.0005	
2/16/2022			<0.0005						
7/26/2022	<0.0005	<0.0005		<0.0005	<0.0005	<0.0005			<0.0005
7/27/2022								<0.0005	
7/28/2022							<0.0005		
8/3/2022			<0.0005						
1/24/2023	<0.0005	<0.0005		<0.0005	<0.0005				
1/25/2023						<0.0005			
1/26/2023								<0.0005	<0.0005
1/27/2023							<0.0005		
2/2/2023			<0.0005						
8/15/2023				<0.0005		<0.0005			
8/16/2023		<0.0005			<0.0005			<0.0005	<0.0005
8/17/2023							<0.0005		
8/21/2023	<0.0005								
8/23/2023			<0.0005						
1/31/2024				<0.0005	<0.0005	<0.0005			
2/1/2024							<0.0005	<0.0005	<0.0005
2/5/2024		<0.0005							
2/7/2024			<0.0005						
2/8/2024	<0.0005								

ND substitution: RL or RL/2 if <15% NDs.

Time Series

Constituent: Beryllium (mg/L) Analysis Run 10/11/2024 9:23 AM

Plant Bowen Client: Southern Company Data: Bowen AP-1

	BGWA-2 (bg)	BGWA-29 (bg)	BGWA-33 (bg)	BGWA-47D (bg)	BGWA-48D (bg)	BGWA-6	BGWC-10	BGWC-12	BGWC-14A
8/15/2024				<0.0005	<0.0005	<0.0005			
8/16/2024									<0.0005
8/19/2024								<0.0005	
8/20/2024							<0.0005		
8/21/2024	<0.0005	<0.0005							
8/23/2024			<0.0005						

ND substitution: RL or RL/2 if <15% NDs.

Time Series

Constituent: Beryllium (mg/L) Analysis Run 10/11/2024 9:23 AM

Plant Bowen Client: Southern Company Data: Bowen AP-1

	BGWC-16
6/6/2016	
6/7/2016	<0.0005
8/9/2016	
8/10/2016	
8/11/2016	<0.0005
8/12/2016	
8/16/2016	
8/22/2016	
10/3/2016	
10/4/2016	
10/6/2016	
10/7/2016	<0.0005
11/29/2016	
12/1/2016	
12/5/2016	
12/6/2016	<0.0005
1/10/2017	
2/13/2017	
2/14/2017	
2/15/2017	
2/16/2017	<0.0005
4/13/2017	
4/14/2017	
4/18/2017	<0.0005
5/25/2017	
5/30/2017	<0.0005
6/2/2017	
7/7/2017	
7/10/2017	
7/12/2017	
7/13/2017	
7/14/2017	<0.0005
3/26/2018	
3/27/2018	<0.0005
3/28/2018	
2/25/2019	8.7E-05 (J)
2/27/2019	
2/28/2019	
4/1/2019	
4/2/2019	6.3E-05 (J)
4/3/2019	
9/23/2019	
9/25/2019	
9/26/2019	8E-05 (J)
9/27/2019	
2/18/2020	
2/19/2020	
2/20/2020	0.00012 (J)
2/21/2020	
2/24/2020	
3/18/2020	
3/19/2020	0.00012 (J)

Time Series

Constituent: Beryllium (mg/L) Analysis Run 10/11/2024 9:23 AM

Plant Bowen Client: Southern Company Data: Bowen AP-1

	BGWC-16
3/20/2020	
3/23/2020	
5/22/2020	
5/25/2020	
6/23/2020	
7/28/2020	
9/2/2020	
9/3/2020	
9/23/2020	
9/24/2020	0.00011 (J)
9/25/2020	
10/1/2020	
11/10/2020	
12/15/2020	
1/20/2021	
2/16/2021	
2/17/2021	
2/18/2021	0.00013 (J)
2/19/2021	
3/23/2021	
3/24/2021	0.00014 (J)
3/25/2021	
3/26/2021	
3/30/2021	
3/31/2021	
4/1/2021	
8/16/2021	
8/18/2021	0.00013 (J)
8/25/2021	
2/9/2022	
2/10/2022	
2/11/2022	0.00013 (J)
2/16/2022	
7/26/2022	
7/27/2022	0.00017 (J)
7/28/2022	
8/3/2022	
1/24/2023	
1/25/2023	
1/26/2023	0.00015 (J)
1/27/2023	
2/2/2023	
8/15/2023	
8/16/2023	
8/17/2023	0.00017 (J)
8/21/2023	
8/23/2023	
1/31/2024	
2/1/2024	0.00022 (J)
2/5/2024	
2/7/2024	
2/8/2024	

Time Series

Constituent: Beryllium (mg/L) Analysis Run 10/11/2024 9:23 AM

Plant Bowen Client: Southern Company Data: Bowen AP-1

	BGWC-16
8/15/2024	
8/16/2024	
8/19/2024	0.00023 (J)
8/20/2024	
8/21/2024	
8/23/2024	

Time Series

Constituent: Beryllium (mg/L) Analysis Run 10/11/2024 9:23 AM

Plant Bowen Client: Southern Company Data: Bowen AP-1

	BGWC-17	BGWC-18	BGWC-19	BGWC-20	BGWC-21	BGWC-22	BGWC-23	BGWC-24	BGWC-25
6/7/2016	<0.0005								
6/8/2016		<0.0005	<0.0005	<0.0005	<0.0005	<0.0005			<0.0005
6/9/2016							<0.0005	<0.0005	
8/11/2016	<0.0005								
8/12/2016		<0.0005	<0.0005	<0.0005					
8/15/2016									<0.0005
8/18/2016					<0.0005	<0.0005	<0.0005	<0.0005	
10/7/2016	<0.0005	<0.0005	<0.0005						
10/10/2016				<0.0005	<0.0005	<0.0005	<0.0005	<0.0005	<0.0005
12/6/2016	<0.0005	<0.0005							
12/7/2016			<0.0005	<0.0005			<0.0005	<0.0005	
12/8/2016					<0.0005	<0.0005			<0.0005
1/23/2017									
2/7/2017									
2/16/2017	<0.0005	<0.0005	<0.0005						
2/17/2017				<0.0005	<0.0005	<0.0005			
2/20/2017							<0.0005	<0.0005	<0.0005
3/27/2017									
4/17/2017									
4/19/2017	<0.0005	<0.0005	8E-05 (J)	<0.0005	<0.0005		<0.0005	<0.0005	
4/20/2017						<0.0005			<0.0005
5/22/2017									
5/30/2017	<0.0005								
6/1/2017		9E-05 (J)	7E-05 (J)	<0.0005	<0.0005				<0.0005
6/5/2017						<0.0005	<0.0005	<0.0005	
7/11/2017									
7/14/2017	<0.0005	<0.0005	<0.0005						
7/17/2017							<0.0005	<0.0005	<0.0005
7/18/2017				<0.0005	<0.0005				
7/19/2017						<0.0005			
8/23/2017									
3/26/2018									
3/27/2018	<0.0005	<0.0005	<0.0005						
3/28/2018				<0.0005	<0.0005				<0.0005
3/29/2018						<0.0005	<0.0005	<0.0005	
2/27/2019	<0.0005	0.00011 (J)		<0.0005					
3/1/2019			<0.0005			0.00012 (J)	<0.0005	<0.0005	<0.0005
4/2/2019	<0.0005	5.2E-05 (J)							
4/3/2019			<0.0005	<0.0005	<0.0005	6.7E-05 (J)	<0.0005	<0.0005	
4/4/2019									<0.0005
9/26/2019	<0.0005	<0.0005	<0.0005	<0.0005					
9/27/2019						9.9E-05 (J)	<0.0005		
9/30/2019					<0.0005			9.3E-05 (J)	<0.0005
2/24/2020	<0.0005	<0.0005	<0.0005	<0.0005					
2/25/2020						9.3E-05 (J)	<0.0005		
2/26/2020					<0.0005			0.0001 (J)	<0.0005
3/19/2020	<0.0005								
3/20/2020		7.6E-05 (J)	<0.0005		<0.0005	8.8E-05 (J)			
3/23/2020				<0.0005			<0.0005		
3/24/2020									<0.0005
3/25/2020								0.0001 (J)	
9/24/2020	5.4E-05 (J)	<0.0005			<0.0005	0.00012 (J)	5.4E-05 (J)		

ND substitution: RL or RL/2 if <15% NDs.

Time Series

Constituent: Beryllium (mg/L) Analysis Run 10/11/2024 9:23 AM

Plant Bowen Client: Southern Company Data: Bowen AP-1

	BGWC-17	BGWC-18	BGWC-19	BGWC-20	BGWC-21	BGWC-22	BGWC-23	BGWC-24	BGWC-25
9/25/2020								0.00013 (J)	
9/28/2020			8.8E-05 (J)	<0.0005					<0.0005
2/18/2021	6.5E-05 (J)	6.8E-05 (J)	5.2E-05 (J)	<0.0005					
2/19/2021					<0.0005	0.00013 (J)	<0.0005	0.00018 (J)	
2/23/2021									<0.0005
3/8/2021									
3/24/2021	<0.0005	6.1E-05 (J)							
3/25/2021									
3/26/2021			5.5E-05 (J)				<0.0005	<0.0005	<0.0005
3/29/2021				<0.0005	<0.0005	0.00011 (J)			
8/19/2021	6.1E-05 (J)	<0.0005							<0.0005
8/20/2021			8.7E-05 (J)	<0.0005	<0.0005				
8/23/2021						0.00011 (J)	<0.0005	0.00017 (J)	
2/11/2022	<0.0005								
2/14/2022							<0.0005		
2/15/2022						0.00012 (J)		0.00027 (J)	
2/16/2022		6.3E-05 (J)	0.0001 (J)	<0.0005	<0.0005				<0.0005
7/27/2022	5.8E-05 (J)	<0.0005	6.1E-05 (J)	<0.0005					<0.0005
7/28/2022					<0.0005				
8/1/2022							<0.0005		
8/2/2022						0.00012 (J)		<0.0005	
10/21/2022								0.00022 (JR)	
1/26/2023	<0.0005	0.0001 (J)							
1/27/2023			<0.0005		<0.0005				<0.0005
1/30/2023				<0.0005					
2/1/2023								0.00031 (J)	
2/2/2023							<0.0005		
2/7/2023						0.00013 (J)			
8/17/2023	5.7E-05 (J)	<0.0005							<0.0005
8/18/2023			<0.0005	<0.0005					
8/21/2023									
8/22/2023						0.00014 (J)			
8/23/2023					<0.0005		<0.0005		
8/25/2023								0.00024 (J)	
1/30/2024								0.00028 (J)	
2/1/2024	<0.0005								
2/2/2024		<0.0005	<0.0005						
2/5/2024				<0.0005	<0.0005				<0.0005
2/6/2024									
2/8/2024						0.00013 (J)	<0.0005		
8/19/2024	<0.0005	<0.0005	<0.0005						
8/20/2024				<0.0005					<0.0005
8/21/2024						0.00014 (J)		0.00024 (J)	
8/22/2024					<0.0005		<0.0005		

ND substitution: RL or RL/2 if <15% NDs.

Time Series

Constituent: Beryllium (mg/L) Analysis Run 10/11/2024 9:23 AM

Plant Bowen Client: Southern Company Data: Bowen AP-1

	BGWC-30
6/7/2016	
6/8/2016	
6/9/2016	
8/11/2016	
8/12/2016	
8/15/2016	
8/18/2016	
10/7/2016	
10/10/2016	
12/6/2016	
12/7/2016	
12/8/2016	
1/23/2017	<0.0005
2/7/2017	<0.0005
2/16/2017	
2/17/2017	
2/20/2017	
3/27/2017	<0.0005
4/17/2017	<0.0005
4/19/2017	
4/20/2017	
5/22/2017	<0.0005
5/30/2017	
6/1/2017	
6/5/2017	<0.0005
7/11/2017	<0.0005
7/14/2017	
7/17/2017	
7/18/2017	
7/19/2017	
8/23/2017	<0.0005
3/26/2018	<0.0005
3/27/2018	
3/28/2018	
3/29/2018	
2/27/2019	
3/1/2019	<0.0005
4/2/2019	<0.0005
4/3/2019	
4/4/2019	
9/26/2019	
9/27/2019	<0.0005
9/30/2019	
2/24/2020	
2/25/2020	
2/26/2020	<0.0005
3/19/2020	
3/20/2020	
3/23/2020	<0.0005
3/24/2020	
3/25/2020	
9/24/2020	

ND substitution: RL or RL/2 if <15% NDs.

Time Series

Constituent: Beryllium (mg/L) Analysis Run 10/11/2024 9:23 AM

Plant Bowen Client: Southern Company Data: Bowen AP-1

	BGWC-30
9/25/2020	<0.0005
9/28/2020	
2/18/2021	
2/19/2021	
2/23/2021	
3/8/2021	<0.0005
3/24/2021	
3/25/2021	<0.0005
3/26/2021	
3/29/2021	
8/19/2021	<0.0005
8/20/2021	
8/23/2021	
2/11/2022	
2/14/2022	<0.0005
2/15/2022	
2/16/2022	
7/27/2022	
7/28/2022	
8/1/2022	<0.0005
8/2/2022	
10/21/2022	
1/26/2023	
1/27/2023	
1/30/2023	
2/1/2023	<0.0005
2/2/2023	
2/7/2023	
8/17/2023	
8/18/2023	
8/21/2023	<0.0005
8/22/2023	
8/23/2023	
8/25/2023	
1/30/2024	
2/1/2024	
2/2/2024	
2/5/2024	
2/6/2024	<0.0005
2/8/2024	
8/19/2024	
8/20/2024	
8/21/2024	
8/22/2024	<0.0005

Time Series

Constituent: Beryllium (mg/L) Analysis Run 10/11/2024 9:23 AM

Plant Bowen Client: Southern Company Data: Bowen AP-1

	BGWC-31	BGWC-32	BGWC-34D	BGWC-35D	BGWC-36D	BGWC-37D	BGWC-38D	BGWC-39	BGWC-40
4/2/2019					7E-05 (J)				
4/4/2019	<0.0005		<0.0005	<0.0005					
4/5/2019		<0.0005							
9/24/2019	<0.0005		<0.0005						
9/26/2019		<0.0005		<0.0005					
9/27/2019					<0.0005				
2/25/2020				<0.0005		<0.0005			
2/26/2020	<0.0005				<0.0005				
2/27/2020		<0.0005	<0.0005				8.8E-05 (J)	<0.0005	
2/28/2020									<0.0005
3/23/2020	<0.0005				<0.0005				
3/24/2020		<0.0005	<0.0005			<0.0005	<0.0005	7.9E-05 (J)	
3/25/2020				<0.0005					<0.0005
9/2/2020							6E-05 (J)		
9/25/2020		<0.0005		<0.0005		<0.0005			
9/28/2020	<0.0005		<0.0005		<0.0005				
9/29/2020								<0.0005	<0.0005
2/19/2021			<0.0005						
2/22/2021	<0.0005			<0.0005		<0.0005		<0.0005	<0.0005
2/23/2021		<0.0005							
3/8/2021					<0.0005				
3/9/2021							<0.0005		
3/25/2021					<0.0005				
3/26/2021				<0.0005		<0.0005			
3/29/2021	<0.0005						<0.0005		
3/30/2021		<0.0005	<0.0005						<0.0005
3/31/2021								<0.0005	
8/19/2021							5.9E-05 (J)		
8/20/2021	<0.0005			<0.0005		<0.0005			
8/23/2021					<0.0005				
8/24/2021			<0.0005					<0.0005	<0.0005
8/25/2021		<0.0005							
2/14/2022					<0.0005		<0.0005		
2/15/2022									
2/16/2022	<0.0005	<0.0005	<0.0005					<0.0005	<0.0005
2/17/2022				<0.0005		<0.0005			
7/28/2022	<0.0005		<0.0005	<0.0005		<0.0005			<0.0005
7/29/2022		<0.0005			<0.0005				
8/2/2022							5.4E-05 (J)	<0.0005	
1/27/2023	<0.0005								
1/30/2023			<0.0005	<0.0005		<0.0005			
1/31/2023		<0.0005							<0.0005
2/1/2023					<0.0005				
2/2/2023								<0.0005	
2/7/2023							8.7E-05 (J)		
8/18/2023	<0.0005	<0.0005	<0.0005						<0.0005
8/21/2023					<0.0005		<0.0005		
8/23/2023								<0.0005	
8/24/2023				<0.0005		<0.0005			
1/30/2024					<0.0005				
2/2/2024	<0.0005								
2/5/2024			<0.0005						

ND substitution: RL or RL/2 if <15% NDs.

Time Series

Constituent: Beryllium (mg/L) Analysis Run 10/11/2024 9:23 AM

Plant Bowen Client: Southern Company Data: Bowen AP-1

	BGWC-31	BGWC-32	BGWC-34D	BGWC-35D	BGWC-36D	BGWC-37D	BGWC-38D	BGWC-39	BGWC-40
2/6/2024							<0.0005		
2/7/2024				<0.0005		<0.0005			<0.0005
2/8/2024		<0.0005						<0.0005	
8/19/2024	<0.0005								
8/20/2024			<0.0005		<0.0005				<0.0005
8/21/2024		<0.0005							
8/22/2024				<0.0005		<0.0005	<0.0005	<0.0005	

ND substitution: RL or RL/2 if <15% NDs.

Time Series

Constituent: Beryllium (mg/L) Analysis Run 10/11/2024 9:24 AM

Plant Bowen Client: Southern Company Data: Bowen AP-1

	BGWC-41D
4/2/2019	
4/4/2019	
4/5/2019	
9/24/2019	
9/26/2019	
9/27/2019	
2/25/2020	
2/26/2020	
2/27/2020	
2/28/2020	
3/23/2020	
3/24/2020	
3/25/2020	
9/2/2020	<0.0005
9/25/2020	
9/28/2020	
9/29/2020	
2/19/2021	
2/22/2021	<0.0005
2/23/2021	
3/8/2021	
3/9/2021	
3/25/2021	
3/26/2021	
3/29/2021	
3/30/2021	
3/31/2021	<0.0005
8/19/2021	
8/20/2021	
8/23/2021	
8/24/2021	<0.0005
8/25/2021	
2/14/2022	
2/15/2022	<0.0005
2/16/2022	
2/17/2022	
7/28/2022	
7/29/2022	<0.0005
8/2/2022	
1/27/2023	
1/30/2023	
1/31/2023	
2/1/2023	<0.0005
2/2/2023	
2/7/2023	
8/18/2023	
8/21/2023	
8/23/2023	<0.0005
8/24/2023	
1/30/2024	
2/2/2024	
2/5/2024	

ND substitution: RL or RL/2 if <15% NDs.

Time Series

Constituent: Beryllium (mg/L) Analysis Run 10/11/2024 9:24 AM

Plant Bowen Client: Southern Company Data: Bowen AP-1

	BGWC-41D
2/6/2024	
2/7/2024	<0.0005
2/8/2024	
8/19/2024	
8/20/2024	
8/21/2024	<0.0005
8/22/2024	

ND substitution: RL or RL/2 if <15% NDs.

Time Series

Constituent: Beryllium (mg/L) Analysis Run 10/11/2024 9:24 AM

Plant Bowen Client: Southern Company Data: Bowen AP-1

	BGWC-42D	BGWC-43D	BGWC-44D	BGWC-49D	BGWC-50D	BGWC-51	BGWC-52	BGWC-7	BGWC-8
6/6/2016									
6/7/2016									<0.0005
6/8/2016								<0.0005	
8/10/2016									<0.0005
8/11/2016								<0.0005	
10/4/2016									<0.0005
10/5/2016									
10/6/2016								<0.0005	
12/2/2016									<0.0005
12/5/2016									
12/6/2016								<0.0005	
2/14/2017									<0.0005
2/15/2017								<0.0005	
4/14/2017									<0.0005
4/17/2017									
4/18/2017								<0.0005	
5/26/2017									<0.0005
6/2/2017								<0.0005	
7/10/2017									<0.0005
7/11/2017									
7/14/2017								<0.0005	
3/26/2018									<0.0005
3/27/2018								<0.0005	
2/25/2019									<0.0005
2/28/2019								<0.0005	
4/1/2019									<0.0005
4/2/2019								<0.0005	
9/24/2019								<0.0005	<0.0005
2/19/2020									<0.0005
2/20/2020									
2/21/2020								<0.0005	
3/18/2020									<0.0005
3/19/2020								<0.0005	
9/3/2020	<0.0005	<0.0005	<0.0005						
9/23/2020									<0.0005
9/24/2020									
9/25/2020								<0.0005	
1/28/2021						8.3E-05 (J)	<0.0005		
2/16/2021									<0.0005
2/17/2021									
2/18/2021			<0.0005					<0.0005	
2/22/2021	<0.0005								
2/23/2021						0.00011 (J)	<0.0005		
3/8/2021		<0.0005							
3/24/2021									<0.0005
3/29/2021		<0.0005							
3/30/2021						0.00021 (J)	5.2E-05 (J)	<0.0005	
3/31/2021			<0.0005						
4/1/2021	<0.0005								
4/19/2021				<0.0005	<0.0005				
8/18/2021			<0.0005		<0.0005				<0.0005
8/19/2021								<0.0005	

ND substitution: RL or RL/2 if <15% NDs.

Time Series

Constituent: Beryllium (mg/L) Analysis Run 10/11/2024 9:24 AM

Plant Bowen Client: Southern Company Data: Bowen AP-1

	BGWC-42D	BGWC-43D	BGWC-44D	BGWC-49D	BGWC-50D	BGWC-51	BGWC-52	BGWC-7	BGWC-8
8/20/2021	<0.0005								
8/23/2021		<0.0005				0.00013 (J)	<0.0005		
8/24/2021				<0.0005					
2/9/2022			<0.0005		<0.0005				
2/10/2022									<0.0005
2/11/2022								<0.0005	
2/14/2022						7E-05 (J)	<0.0005		
2/15/2022		<0.0005							
2/17/2022	<0.0005			<0.0005					
7/26/2022			<0.0005		<0.0005				<0.0005
7/28/2022	<0.0005						<0.0005	<0.0005	
8/1/2022		<0.0005		<0.0005		<0.0005			
1/25/2023			<0.0005		<0.0005				
1/26/2023								<0.0005	<0.0005
1/30/2023	<0.0005								
1/31/2023						7.2E-05 (J)	<0.0005		
2/1/2023				<0.0005					
2/7/2023		<0.0005							
8/15/2023			<0.0005		<0.0005				
8/16/2023									<0.0005
8/17/2023								<0.0005	
8/21/2023						<0.0005			
8/22/2023				<0.0005			<0.0005		
8/23/2023		<0.0005							
8/24/2023	<0.0005								
1/30/2024		<0.0005							
1/31/2024			<0.0005		<0.0005				
2/1/2024									<0.0005
2/2/2024								<0.0005	
2/5/2024						<0.0005	<0.0005		
2/6/2024				<0.0005					
2/7/2024	<0.0005								
8/15/2024			<0.0005						
8/16/2024					<0.0005			<0.0005	<0.0005
8/19/2024									
8/20/2024	<0.0005					<0.0005	<0.0005		
8/21/2024		<0.0005		<0.0005					

ND substitution: RL or RL/2 if <15% NDs.

Time Series

Constituent: Beryllium (mg/L) Analysis Run 10/11/2024 9:24 AM

Plant Bowen Client: Southern Company Data: Bowen AP-1

	BGWC-9
6/6/2016	<0.0005
6/7/2016	
6/8/2016	
8/10/2016	
8/11/2016	<0.0005
10/4/2016	
10/5/2016	<0.0005
10/6/2016	
12/2/2016	
12/5/2016	<0.0005
12/6/2016	
2/14/2017	
2/15/2017	<0.0005
4/14/2017	
4/17/2017	<0.0005
4/18/2017	
5/26/2017	<0.0005
6/2/2017	
7/10/2017	
7/11/2017	<0.0005
7/14/2017	
3/26/2018	
3/27/2018	<0.0005
2/25/2019	
2/28/2019	
4/1/2019	<0.0005
4/2/2019	
9/24/2019	<0.0005
2/19/2020	
2/20/2020	<0.0005
2/21/2020	
3/18/2020	
3/19/2020	<0.0005
9/3/2020	
9/23/2020	
9/24/2020	<0.0005
9/25/2020	
1/28/2021	
2/16/2021	
2/17/2021	<0.0005
2/18/2021	
2/22/2021	
2/23/2021	
3/8/2021	
3/24/2021	<0.0005
3/29/2021	
3/30/2021	
3/31/2021	
4/1/2021	
4/19/2021	
8/18/2021	<0.0005
8/19/2021	

ND substitution: RL or RL/2 if <15% NDs.

Time Series

Constituent: Beryllium (mg/L) Analysis Run 10/11/2024 9:24 AM

Plant Bowen Client: Southern Company Data: Bowen AP-1

	BGWC-9
8/20/2021	
8/23/2021	
8/24/2021	
2/9/2022	
2/10/2022	<0.0005
2/11/2022	
2/14/2022	
2/15/2022	
2/17/2022	
7/26/2022	<0.0005
7/28/2022	
8/1/2022	
1/25/2023	
1/26/2023	<0.0005
1/30/2023	
1/31/2023	
2/1/2023	
2/7/2023	
8/15/2023	
8/16/2023	
8/17/2023	<0.0005
8/21/2023	
8/22/2023	
8/23/2023	
8/24/2023	
1/30/2024	
1/31/2024	
2/1/2024	<0.0005
2/2/2024	
2/5/2024	
2/6/2024	
2/7/2024	
8/15/2024	
8/16/2024	
8/19/2024	<0.0005
8/20/2024	
8/21/2024	

ND substitution: RL or RL/2 if <15% NDs.

Time Series

Constituent: Boron (mg/L) Analysis Run 10/11/2024 9:24 AM

Plant Bowen Client: Southern Company Data: Bowen AP-1

	BGWA-2 (bg)	BGWA-29 (bg)	BGWA-33 (bg)	BGWA-47D (bg)	BGWA-48D (bg)	BGWA-6	BGWC-10	BGWC-12	BGWC-14A
6/6/2016	<0.04					<0.04			
6/7/2016							0.37	1.1	
8/9/2016	0.0336 (J)								
8/10/2016						0.0876 (J)			
8/11/2016									
8/12/2016								0.867	
8/16/2016							0.525		
8/22/2016		0.0132 (J)							
10/3/2016	0.0226 (J)								
10/4/2016		0.0065 (J)				0.0145 (J)			
10/6/2016								0.863	
10/7/2016							0.492		
11/29/2016	0.0085 (J)								
12/1/2016		<0.04				0.0146 (J)			
12/5/2016								0.879	
12/6/2016							0.515		
1/10/2017		<0.04							
2/13/2017	<0.04								
2/14/2017		<0.04				0.0114 (J)			
2/15/2017								0.886	
2/16/2017							0.482		
4/13/2017	0.0084 (J)					0.0195 (J)			
4/14/2017		<0.04							
4/18/2017							0.515	0.941	
5/25/2017	0.01 (J)	<0.04				0.0179 (J)			
5/30/2017									
6/2/2017							0.513	1.02	
7/7/2017	0.009 (J)					0.019 (J)			
7/10/2017		<0.04							
7/12/2017							0.508		
7/13/2017								0.945	
7/14/2017									
10/9/2017	0.0063 (J)					0.0271 (J)			
10/10/2017		<0.04						0.908	
10/11/2017							0.486		
6/12/2018	0.0058 (J)	0.0056 (J)							
6/14/2018							0.54	1	
10/16/2018	0.0066 (J)	0.0071 (J)				0.0088 (J)			
10/17/2018								1	
10/18/2018							0.49		
4/1/2019	0.0076 (J)	0.0048 (J)						0.86 (J)	
4/2/2019						0.037 (J)	0.51 (J)		
4/3/2019			0.66 (o)						
5/2/2019	0.015 (J)								
7/9/2019			0.027 (J)						
9/23/2019	0.0069 (J)	0.0052 (J)				0.0099 (J)			
9/25/2019							0.49	1.1	
9/26/2019									
9/27/2019			0.033 (J)						
2/18/2020						0.017 (J)			
2/19/2020		0.0057 (J)							
2/21/2020			0.02 (J)						

ND substitution: RL or RL/2 if <15% NDs.

Time Series

Constituent: Boron (mg/L) Analysis Run 10/11/2024 9:24 AM

Plant Bowen Client: Southern Company Data: Bowen AP-1

	BGWA-2 (bg)	BGWA-29 (bg)	BGWA-33 (bg)	BGWA-47D (bg)	BGWA-48D (bg)	BGWA-6	BGWC-10	BGWC-12	BGWC-14A
3/18/2020	0.016 (J)	0.0054 (J)							
3/19/2020						0.021 (J)		1	
3/20/2020			0.043 (J)						
3/23/2020							0.5		
5/22/2020				0.024 (J)					0.54
5/25/2020					0.018 (J)				
6/23/2020				0.019 (J)	0.015 (J)				0.45
7/28/2020				0.03 (J)	0.024 (J)				0.97
9/2/2020				0.022 (J)					1.1
9/3/2020					0.022 (J)				
9/23/2020	0.0086 (J)	<0.04				0.0081 (J)			
9/24/2020							0.47		
9/25/2020			0.02 (J)					1	
10/1/2020				0.025 (J)	0.027 (J)				1.2
11/10/2020				0.025 (J)	0.032 (J)				1.1
12/15/2020				0.031 (J)	0.034 (J)				1.2
1/20/2021				0.022 (J)	0.034 (J)				1.1
3/23/2021		<0.04							
3/24/2021								1.2	0.6
3/25/2021				0.017 (J)	0.026 (J)				
3/26/2021	0.0094 (J)								
3/30/2021							0.56		
3/31/2021						0.013 (J)			
4/1/2021			0.0069 (J)						
8/16/2021	0.013 (J)	<0.04		0.021 (J)	0.034 (J)	0.012 (J)			
8/18/2021							0.51	1.2	1.3
8/25/2021			0.0093 (J)						
2/9/2022	0.0099 (J)			0.017 (J)	0.038 (J)	0.019 (J)			0.57
2/10/2022		0.012 (J)							
2/11/2022							0.5	1.2	
2/16/2022			0.01 (J)						
7/26/2022	0.014 (J)	0.013 (J)		0.022 (J)	0.017 (J)	0.017 (J)			1.3
7/27/2022								1.2	
7/28/2022							0.52		
8/3/2022			0.015 (J)						
1/24/2023	0.01 (J)	<0.04		0.016 (J)	0.014 (J)				
1/25/2023						0.02 (J)			
1/26/2023								1.3	0.69
1/27/2023							0.53		
2/2/2023			0.0092 (J)						
8/15/2023				0.034 (J)		0.012 (J)			
8/16/2023		<0.04			0.01 (J)			1.4	1.7
8/17/2023							0.57		
8/21/2023	<0.04								
8/23/2023			<0.04						
1/31/2024				0.023 (J)	0.024 (J)	0.024 (J)			
2/1/2024							0.51	1.6	1.7
2/5/2024		<0.04							
2/7/2024			0.016 (J)						
2/8/2024	0.022 (J)								
8/15/2024				0.014 (J)	0.016 (J)	<0.04			
8/16/2024									1.7

ND substitution: RL or RL/2 if <15% NDs.

Time Series

Constituent: Boron (mg/L) Analysis Run 10/11/2024 9:24 AM

Plant Bowen Client: Southern Company Data: Bowen AP-1

	BGWA-2 (bg)	BGWA-29 (bg)	BGWA-33 (bg)	BGWA-47D (bg)	BGWA-48D (bg)	BGWA-6	BGWC-10	BGWC-12	BGWC-14A
8/19/2024								1.5	
8/20/2024							0.5		
8/21/2024	0.013 (J)	<0.04							
8/23/2024			0.015 (J)						

Time Series

Constituent: Boron (mg/L) Analysis Run 10/11/2024 9:24 AM

Plant Bowen Client: Southern Company Data: Bowen AP-1

	BGWC-16
6/6/2016	
6/7/2016	1.7
8/9/2016	
8/10/2016	
8/11/2016	1.37
8/12/2016	
8/16/2016	
8/22/2016	
10/3/2016	
10/4/2016	
10/6/2016	
10/7/2016	1.49
11/29/2016	
12/1/2016	
12/5/2016	
12/6/2016	1.65
1/10/2017	
2/13/2017	
2/14/2017	
2/15/2017	
2/16/2017	1.73
4/13/2017	
4/14/2017	
4/18/2017	1.77
5/25/2017	
5/30/2017	1.52
6/2/2017	
7/7/2017	
7/10/2017	
7/12/2017	
7/13/2017	
7/14/2017	1.26
10/9/2017	
10/10/2017	
10/11/2017	1.36
6/12/2018	1.3
6/14/2018	
10/16/2018	
10/17/2018	
10/18/2018	1.3
4/1/2019	
4/2/2019	1.1
4/3/2019	
5/2/2019	
7/9/2019	
9/23/2019	
9/25/2019	
9/26/2019	1.5
9/27/2019	
2/18/2020	
2/19/2020	
2/21/2020	

Time Series

Constituent: Boron (mg/L) Analysis Run 10/11/2024 9:24 AM

Plant Bowen Client: Southern Company Data: Bowen AP-1

	BGWC-16
3/18/2020	
3/19/2020	1.3
3/20/2020	
3/23/2020	
5/22/2020	
5/25/2020	
6/23/2020	
7/28/2020	
9/2/2020	
9/3/2020	
9/23/2020	
9/24/2020	1.3
9/25/2020	
10/1/2020	
11/10/2020	
12/15/2020	
1/20/2021	
3/23/2021	
3/24/2021	1.3
3/25/2021	
3/26/2021	
3/30/2021	
3/31/2021	
4/1/2021	
8/16/2021	
8/18/2021	1.5
8/25/2021	
2/9/2022	
2/10/2022	
2/11/2022	1.5
2/16/2022	
7/26/2022	
7/27/2022	1.7
7/28/2022	
8/3/2022	
1/24/2023	
1/25/2023	
1/26/2023	1.6
1/27/2023	
2/2/2023	
8/15/2023	
8/16/2023	
8/17/2023	1.9
8/21/2023	
8/23/2023	
1/31/2024	
2/1/2024	2.2
2/5/2024	
2/7/2024	
2/8/2024	
8/15/2024	
8/16/2024	

Time Series

Constituent: Boron (mg/L) Analysis Run 10/11/2024 9:24 AM

Plant Bowen Client: Southern Company Data: Bowen AP-1

	BGWC-16
8/19/2024	2.5
8/20/2024	
8/21/2024	
8/23/2024	

Time Series

Constituent: Boron (mg/L) Analysis Run 10/11/2024 9:24 AM

Plant Bowen Client: Southern Company Data: Bowen AP-1

	BGWC-17	BGWC-18	BGWC-19	BGWC-20	BGWC-21	BGWC-22	BGWC-23	BGWC-24	BGWC-25
6/7/2016	1.5								
6/8/2016		1.2	0.49	2.6	0.12	7.6			0.029 (J)
6/9/2016							12	26	
8/11/2016	1.41								
8/12/2016		0.895	0.647	2.74					
8/15/2016									0.0228 (J)
8/18/2016					0.191	8.37	5.2	22	
10/7/2016	1.76	1.33	0.868						
10/10/2016				3	0.13	9.46	6.13	18.1	0.0305 (J)
12/6/2016	1.79	1.5							
12/7/2016			0.51	3.08			5.7	9.19	
12/8/2016					0.144	11.1			0.0164 (J)
1/23/2017									
2/7/2017									
2/16/2017	1.63	0.753	0.68						
2/17/2017				3.63	0.0685	12.2			
2/20/2017							5.7	31.4	0.0154 (J)
3/27/2017									
4/17/2017									
4/19/2017	1.47	0.762	0.701	4.68	0.0743		8.79	31.4	
4/20/2017						13.3			0.0283 (J)
5/22/2017									
5/30/2017	1.7								
6/1/2017		0.663	0.383	3.57	0.0499				0.0467
6/5/2017						9.19	6.39	29	
7/11/2017									
7/14/2017	1.26	0.787	0.645						
7/17/2017							7.06	33.8	0.0171 (J)
7/18/2017				3.37	0.0544				
7/19/2017						10.6			
8/23/2017									
10/10/2017									
10/11/2017	1.37	0.889	0.594	3.54			7.18	31.7	0.0141 (J)
10/12/2017					0.0494	12.7			
6/13/2018				3.6			8.3	30.1	
6/14/2018	1.4	0.75			0.035 (J)	11			0.017 (J)
6/15/2018			0.44						
10/17/2018	1.4								
10/18/2018		0.8							
10/19/2018			0.65		0.028 (J)				
10/22/2018				3.6		16.1	9	44.7	0.03 (J)
4/2/2019	0.95 (J)	0.56 (J)							
4/3/2019			0.51	2.6	0.12	7.9	6.5	23.3	
4/4/2019									0.02 (J)
5/2/2019						10.1			
9/26/2019	2.5	1.1	0.96	4.4					
9/27/2019						16.4	12		
9/30/2019					0.04 (J)			36.8	0.038 (J)
2/25/2020						11.2			
2/26/2020									
3/19/2020	1								
3/20/2020		0.53	0.29		0.03 (J)	11.1			

Time Series

Constituent: Boron (mg/L) Analysis Run 10/11/2024 9:24 AM

Plant Bowen Client: Southern Company Data: Bowen AP-1

	BGWC-17	BGWC-18	BGWC-19	BGWC-20	BGWC-21	BGWC-22	BGWC-23	BGWC-24	BGWC-25
3/23/2020				3.5			13		
3/24/2020									0.032 (J)
3/25/2020								34.5	
9/24/2020	1.5	0.72			0.037 (J)	18.8	13.7		
9/25/2020								30.8	
9/28/2020			0.4	3.7					0.049 (J)
3/24/2021	1.1	0.5							
3/25/2021									
3/26/2021			0.24				15.8	31	0.17
3/29/2021				4.1	0.038 (J)	17.3			
7/19/2021						17.8	14	24	
7/20/2021									
8/19/2021	1.3	0.57							0.038 (J)
8/20/2021			0.29	3.3	0.045				
8/23/2021						17.2	14.4	22.8	
11/1/2021						18.3	17	25.8	
2/11/2022	1.2								
2/14/2022							18.1		
2/15/2022						19.3		28.5	
2/16/2022		0.56	0.35	4.2	0.053				0.048
7/27/2022	1.2	0.53	0.43	3.8					0.051
7/28/2022					0.035 (J)				
8/1/2022							14.8		
8/2/2022						21.5		0.52	
10/21/2022								19.7 (R)	
1/26/2023	1	0.45							
1/27/2023			0.18		0.026 (J)				0.029 (J)
1/30/2023				4.7					
2/1/2023								18.4	
2/2/2023							13.1		
2/7/2023						16.9			
8/17/2023	1.3	0.64							0.075
8/18/2023			0.39	4.8					
8/21/2023									
8/22/2023						19.6			
8/23/2023					0.026 (J)		8.7		
8/25/2023								16.9	
1/30/2024								15.7	
2/1/2024	1.2								
2/2/2024		0.41	0.22						
2/5/2024				5.9	0.039 (J)				0.097
2/6/2024									
2/8/2024						17.5	10.1		
4/3/2024						15.6			
5/22/2024						15.9			
7/9/2024						16.5			
8/19/2024	1.3	0.53	0.58						
8/20/2024				5.3					0.27
8/21/2024						12		15.9	
8/22/2024					0.028 (J)		10.7		

Time Series

Constituent: Boron (mg/L) Analysis Run 10/11/2024 9:24 AM

Plant Bowen Client: Southern Company Data: Bowen AP-1

	BGWC-30
6/7/2016	
6/8/2016	
6/9/2016	
8/11/2016	
8/12/2016	
8/15/2016	
8/18/2016	
10/7/2016	
10/10/2016	
12/6/2016	
12/7/2016	
12/8/2016	
1/23/2017	18.6
2/7/2017	20.4
2/16/2017	
2/17/2017	
2/20/2017	
3/27/2017	19.1
4/17/2017	21.8
4/19/2017	
4/20/2017	
5/22/2017	26
5/30/2017	
6/1/2017	
6/5/2017	18.6
7/11/2017	25
7/14/2017	
7/17/2017	
7/18/2017	
7/19/2017	
8/23/2017	20.2
10/10/2017	17
10/11/2017	
10/12/2017	
6/13/2018	
6/14/2018	
6/15/2018	8.5
10/17/2018	
10/18/2018	
10/19/2018	
10/22/2018	9.5
4/2/2019	6.1 (J)
4/3/2019	
4/4/2019	
5/2/2019	
9/26/2019	
9/27/2019	2.4
9/30/2019	
2/25/2020	
2/26/2020	1.5
3/19/2020	
3/20/2020	

Time Series

Constituent: Boron (mg/L) Analysis Run 10/11/2024 9:24 AM

Plant Bowen Client: Southern Company Data: Bowen AP-1

	BGWC-30
3/23/2020	2.4
3/24/2020	
3/25/2020	
9/24/2020	
9/25/2020	2.1
9/28/2020	
3/24/2021	
3/25/2021	1.1
3/26/2021	
3/29/2021	
7/19/2021	
7/20/2021	1.4
8/19/2021	2.6
8/20/2021	
8/23/2021	
11/1/2021	3.2
2/11/2022	
2/14/2022	3.5
2/15/2022	
2/16/2022	
7/27/2022	
7/28/2022	
8/1/2022	2.7
8/2/2022	
10/21/2022	
1/26/2023	
1/27/2023	
1/30/2023	
2/1/2023	3.2
2/2/2023	
2/7/2023	
8/17/2023	
8/18/2023	
8/21/2023	2.3
8/22/2023	
8/23/2023	
8/25/2023	
1/30/2024	
2/1/2024	
2/2/2024	
2/5/2024	
2/6/2024	2.9
2/8/2024	
4/3/2024	
5/22/2024	
7/9/2024	
8/19/2024	
8/20/2024	
8/21/2024	
8/22/2024	1.4

Time Series

Constituent: Boron (mg/L) Analysis Run 10/11/2024 9:24 AM

Plant Bowen Client: Southern Company Data: Bowen AP-1

	BGWC-31	BGWC-32	BGWC-34D	BGWC-35D	BGWC-36D	BGWC-37D	BGWC-38D	BGWC-39	BGWC-40
10/17/2018					9.7				
10/18/2018	1.1								
10/19/2018			0.19						
10/22/2018		4		8.8					
4/2/2019					6.7 (J)				
4/4/2019	0.59 (J)		0.15	8.3					
4/5/2019		4.6 (J)							
5/3/2019		3.4							
9/24/2019	0.72		0.26						
9/26/2019		6.1		10					
9/27/2019					6.8				
11/15/2019		6.3							
12/13/2019								13.4	
12/16/2019									2.5
2/25/2020				6.5		2.3			
2/26/2020					2.8				
2/27/2020							11		
3/23/2020	0.68				3.4				
3/24/2020		3	0.22			2	12.3	3.2	
3/25/2020				4.1					1.9
5/4/2020									
9/2/2020							7.8		
9/25/2020		5.5		3.2		1.6			
9/28/2020	0.66		0.28		4.8				
9/29/2020								11.1	2.7
3/25/2021					5.9				
3/26/2021				11.2		1.5			
3/29/2021	0.7						6.8		
3/30/2021		5.2	0.27						3.6
3/31/2021								6.7	
8/19/2021							5.5		
8/20/2021	0.72			8.8		1.4			
8/23/2021					5.3				
8/24/2021			0.36					9	3.4
8/25/2021		4							
11/1/2021							6.5		
2/14/2022					5.7		7.9		
2/15/2022									
2/16/2022	0.73	4.2	0.38					9	3.9
2/17/2022				12.2		1.3			
7/28/2022	0.69		0.4	11		1.3			2.9
7/29/2022		3.8			4.6				
8/2/2022							7.1	10.5	
1/27/2023	0.74								
1/30/2023			0.45	13.8		1.4			
1/31/2023		4.2							3
2/1/2023					3.8				
2/2/2023								5.1	
2/7/2023							1.8		
8/18/2023	0.87	2.1	0.47						2.4
8/21/2023					4.2		4.1		
8/23/2023								10.5	

Time Series

Constituent: Boron (mg/L) Analysis Run 10/11/2024 9:24 AM

Plant Bowen Client: Southern Company Data: Bowen AP-1

	BGWC-31	BGWC-32	BGWC-34D	BGWC-35D	BGWC-36D	BGWC-37D	BGWC-38D	BGWC-39	BGWC-40
8/24/2023				12.3		1.6			
1/30/2024					4.6				
2/2/2024	0.7								
2/5/2024			0.38						
2/6/2024							9.9		
2/7/2024				15.4		1.6			2.5
2/8/2024		2.1						7.4	
8/19/2024	0.68								
8/20/2024			0.5		4				2
8/21/2024		1.5							
8/22/2024				12.7		1.5	9.3	11.2	

Time Series

Constituent: Boron (mg/L) Analysis Run 10/11/2024 9:24 AM

Plant Bowen Client: Southern Company Data: Bowen AP-1

	BGWC-41D
10/17/2018	
10/18/2018	
10/19/2018	
10/22/2018	
4/2/2019	
4/4/2019	
4/5/2019	
5/3/2019	
9/24/2019	
9/26/2019	
9/27/2019	
11/15/2019	
12/13/2019	
12/16/2019	
2/25/2020	
2/26/2020	
2/27/2020	
3/23/2020	
3/24/2020	
3/25/2020	
5/4/2020	1.1
9/2/2020	0.91
9/25/2020	
9/28/2020	
9/29/2020	
3/25/2021	
3/26/2021	
3/29/2021	
3/30/2021	
3/31/2021	1.1
8/19/2021	
8/20/2021	
8/23/2021	
8/24/2021	1.1
8/25/2021	
11/1/2021	
2/14/2022	
2/15/2022	1.2
2/16/2022	
2/17/2022	
7/28/2022	
7/29/2022	1.3
8/2/2022	
1/27/2023	
1/30/2023	
1/31/2023	
2/1/2023	1.5
2/2/2023	
2/7/2023	
8/18/2023	
8/21/2023	
8/23/2023	1.4

Time Series

Constituent: Boron (mg/L) Analysis Run 10/11/2024 9:24 AM

Plant Bowen Client: Southern Company Data: Bowen AP-1

	BGWC-41D
8/24/2023	
1/30/2024	
2/2/2024	
2/5/2024	
2/6/2024	
2/7/2024	1.8
2/8/2024	
8/19/2024	
8/20/2024	
8/21/2024	1.8
8/22/2024	

Time Series

Constituent: Boron (mg/L) Analysis Run 10/11/2024 9:24 AM

Plant Bowen Client: Southern Company Data: Bowen AP-1

	BGWC-42D	BGWC-43D	BGWC-44D	BGWC-49D	BGWC-50D	BGWC-51	BGWC-52	BGWC-7	BGWC-8
6/6/2016									
6/7/2016									0.02
6/8/2016								1.7	
8/10/2016									0.117
8/11/2016								1.95	
10/4/2016									0.177
10/5/2016									
10/6/2016								2.06	
12/2/2016									0.0668
12/5/2016									
12/6/2016								2.05	
2/14/2017									0.122
2/15/2017								2.01	
4/14/2017									0.054
4/17/2017									
4/18/2017								2.58	
5/26/2017									0.0817
6/2/2017								2.22	
7/10/2017									0.0534
7/11/2017									
7/14/2017								1.85	
10/10/2017									0.0515
10/11/2017								1.72	
6/12/2018									0.074
6/13/2018								1.8	
10/16/2018									0.16
10/17/2018									
10/18/2018								1.9	
4/1/2019									0.046 (J)
4/2/2019								1.4	
9/24/2019								1.6	0.06
3/18/2020									0.058
3/19/2020								1.4	
5/4/2020		14.1	0.12						
5/11/2020	2.4								
5/20/2020	2.2	15.9							
9/3/2020	1.6	14.6	0.083 (J)						
9/23/2020									0.054 (J)
9/24/2020									
9/25/2020								1.3	
1/28/2021						24.9	9.7		
2/23/2021						24.3	10.7		
3/24/2021									0.04 (J)
3/29/2021		12.8							
3/30/2021						23.3	9.7	1.4	
3/31/2021			0.038 (J)						
4/1/2021	1.9								
4/19/2021				7.8	0.16				
7/20/2021		12.2							
8/18/2021			0.048		0.041				0.093
8/19/2021								1.3	
8/20/2021	1.9								

Time Series

Constituent: Boron (mg/L) Analysis Run 10/11/2024 9:24 AM

Plant Bowen Client: Southern Company Data: Bowen AP-1

	BGWC-42D	BGWC-43D	BGWC-44D	BGWC-49D	BGWC-50D	BGWC-51	BGWC-52	BGWC-7	BGWC-8
8/23/2021		13.3				21.1	7.7		
8/24/2021				8					
2/9/2022			0.033 (J)		0.034 (J)				
2/10/2022									0.051
2/11/2022								1.2	
2/14/2022						4.5	1.2		
2/15/2022		14.4							
2/17/2022	1.9			7.5					
7/26/2022			0.036 (J)		0.035 (J)				0.052
7/28/2022	1.9						0.87	1.1	
8/1/2022		14.4		7.5		2.9			
1/25/2023			0.053		0.045				
1/26/2023								1	0.051
1/30/2023	1.7								
1/31/2023						2.4	1.1		
2/1/2023				7.5					
2/7/2023		6.9							
8/15/2023			0.03 (J)		0.04 (J)				
8/16/2023									0.034 (J)
8/17/2023								1	
8/21/2023						3.1			
8/22/2023				8			1.9		
8/23/2023		12							
8/24/2023	1.8								
1/30/2024		12.6							
1/31/2024			0.035 (J)		0.049				
2/1/2024									0.04 (J)
2/2/2024								0.85	
2/5/2024						1.3	0.77		
2/6/2024				8.7					
2/7/2024	1.9								
8/15/2024			0.018 (J)						
8/16/2024					0.025 (J)			0.77	0.023 (J)
8/19/2024									
8/20/2024	1.6					1.4	0.45		
8/21/2024		10.5		7.7					

Time Series

Constituent: Boron (mg/L) Analysis Run 10/11/2024 9:24 AM

Plant Bowen Client: Southern Company Data: Bowen AP-1

	BGWC-9
6/6/2016	0.55
6/7/2016	
6/8/2016	
8/10/2016	
8/11/2016	0.612
10/4/2016	
10/5/2016	0.659
10/6/2016	
12/2/2016	
12/5/2016	0.71
12/6/2016	
2/14/2017	
2/15/2017	0.707
4/14/2017	
4/17/2017	0.675
4/18/2017	
5/26/2017	0.711
6/2/2017	
7/10/2017	
7/11/2017	0.633
7/14/2017	
10/10/2017	0.619
10/11/2017	
6/12/2018	0.56
6/13/2018	
10/16/2018	
10/17/2018	0.61
10/18/2018	
4/1/2019	0.5
4/2/2019	
9/24/2019	0.51
3/18/2020	
3/19/2020	0.41
5/4/2020	
5/11/2020	
5/20/2020	
9/3/2020	
9/23/2020	
9/24/2020	0.44
9/25/2020	
1/28/2021	
2/23/2021	
3/24/2021	0.45
3/29/2021	
3/30/2021	
3/31/2021	
4/1/2021	
4/19/2021	
7/20/2021	
8/18/2021	0.47
8/19/2021	
8/20/2021	

Time Series

Constituent: Boron (mg/L) Analysis Run 10/11/2024 9:24 AM

Plant Bowen Client: Southern Company Data: Bowen AP-1

	BGWC-9
8/23/2021	
8/24/2021	
2/9/2022	
2/10/2022	0.46
2/11/2022	
2/14/2022	
2/15/2022	
2/17/2022	
7/26/2022	0.47
7/28/2022	
8/1/2022	
1/25/2023	
1/26/2023	0.41
1/30/2023	
1/31/2023	
2/1/2023	
2/7/2023	
8/15/2023	
8/16/2023	
8/17/2023	0.56
8/21/2023	
8/22/2023	
8/23/2023	
8/24/2023	
1/30/2024	
1/31/2024	
2/1/2024	0.48
2/2/2024	
2/5/2024	
2/6/2024	
2/7/2024	
8/15/2024	
8/16/2024	
8/19/2024	0.5
8/20/2024	
8/21/2024	

Time Series

Constituent: Cadmium (mg/L) Analysis Run 10/11/2024 9:24 AM

Plant Bowen Client: Southern Company Data: Bowen AP-1

	BGWA-2 (bg)	BGWA-29 (bg)	BGWA-33 (bg)	BGWA-47D (bg)	BGWA-48D (bg)	BGWA-6	BGWC-10	BGWC-12	BGWC-14A
6/6/2016	<0.0005					<0.0005			
6/7/2016							<0.0005	<0.0005	
8/9/2016	<0.0005								
8/10/2016						<0.0005			
8/11/2016									
8/12/2016								<0.0005	
8/16/2016							<0.0005		
8/22/2016		<0.0005							
10/3/2016	<0.0005								
10/4/2016		<0.0005				<0.0005			
10/6/2016								<0.0005	
10/7/2016							<0.0005		
11/29/2016	<0.0005								
12/1/2016		<0.0005				<0.0005			
12/5/2016								<0.0005	
12/6/2016							<0.0005		
1/10/2017		9E-05 (J)							
2/13/2017	<0.0005								
2/14/2017		<0.0005				<0.0005			
2/15/2017								<0.0005	
2/16/2017							<0.0005		
4/13/2017	<0.0005					<0.0005			
4/14/2017		<0.0005							
4/18/2017							<0.0005	<0.0005	
5/25/2017	<0.0005	<0.0005				<0.0005			
5/30/2017									
6/2/2017							<0.0005	<0.0005	
7/7/2017	<0.0005					<0.0005			
7/10/2017		<0.0005							
7/12/2017							<0.0005		
7/13/2017								<0.0005	
7/14/2017									
3/26/2018	<0.0005	<0.0005							
3/27/2018							<0.0005		
3/28/2018								<0.0005	
6/12/2018	<0.0005	<0.0005							
6/14/2018							<0.0005	<0.0005	
10/16/2018	<0.0005	<0.0005				<0.0005			
10/17/2018								<0.0005	
10/18/2018							<0.0005		
2/25/2019	<0.0005								
2/27/2019		<0.0005							
2/28/2019							<0.0005	<0.0005	
4/1/2019	<0.0005	<0.0005						<0.0005	
4/2/2019						<0.0005	<0.0005		
4/3/2019			<0.0005						
9/23/2019	<0.0005	<0.0005				<0.0005			
9/25/2019							<0.0005	<0.0005	
9/26/2019									
9/27/2019			<0.0005						
2/18/2020	<0.0005					<0.0005			
2/19/2020		<0.0005							

ND substitution: RL or RL/2 if <15% NDs.

Time Series

Constituent: Cadmium (mg/L) Analysis Run 10/11/2024 9:24 AM

Plant Bowen Client: Southern Company Data: Bowen AP-1

	BGWA-2 (bg)	BGWA-29 (bg)	BGWA-33 (bg)	BGWA-47D (bg)	BGWA-48D (bg)	BGWA-6	BGWC-10	BGWC-12	BGWC-14A
2/20/2020							<0.0005		
2/21/2020			<0.0005						
2/24/2020								<0.0005	
3/18/2020	<0.0005	<0.0005							
3/19/2020						<0.0005		<0.0005	
3/20/2020			<0.0005						
3/23/2020							<0.0005		
5/22/2020				<0.0005					<0.0005
5/25/2020					<0.0005				
6/23/2020				<0.0005	<0.0005				<0.0005
7/28/2020				<0.0005	<0.0005				<0.0005
9/2/2020				<0.0005					0.00014 (J)
9/3/2020					<0.0005				
9/23/2020	<0.0005	<0.0005				<0.0005			
9/24/2020							<0.0005		
9/25/2020			<0.0005					<0.0005	
10/1/2020				<0.0005	<0.0005				0.00019 (J)
11/10/2020				<0.0005	<0.0005				0.00019 (J)
12/15/2020				<0.0005	<0.0005				0.00017
1/20/2021				<0.0005	<0.0005				<0.0005
2/16/2021	<0.0005	<0.0005							
2/17/2021				<0.0005	<0.0005				
2/18/2021						<0.0005	<0.0005		<0.0005
2/19/2021			<0.0005					<0.0005	
3/23/2021		<0.0005							
3/24/2021								<0.0005	0.00016 (J)
3/25/2021				<0.0005	<0.0005				
3/26/2021	0.00018 (J)								
3/30/2021							<0.0005		
3/31/2021						<0.0005			
4/1/2021			<0.0005						
8/16/2021	<0.0005	<0.0005		<0.0005	<0.0005	<0.0005			
8/18/2021							<0.0005	<0.0005	0.00021 (J)
8/25/2021			<0.0005						
2/9/2022	<0.0005			<0.0005	<0.0005	<0.0005			0.00021 (J)
2/10/2022		<0.0005							
2/11/2022							<0.0005	<0.0005	
2/16/2022			<0.0005						
7/26/2022	<0.0005	<0.0005		<0.0005	<0.0005	<0.0005			0.0004 (J)
7/27/2022								<0.0005	
7/28/2022							<0.0005		
8/3/2022			<0.0005						
1/24/2023	<0.0005	<0.0005		<0.0005	<0.0005				
1/25/2023						<0.0005			
1/26/2023								<0.0005	<0.0005
1/27/2023							<0.0005		
2/2/2023			<0.0005						
8/15/2023				<0.0005		<0.0005			
8/16/2023		<0.0005			<0.0005			<0.0005	0.00057
8/17/2023							<0.0005		
8/21/2023	<0.0005								
8/23/2023			<0.0005						

ND substitution: RL or RL/2 if <15% NDs.

Time Series

Constituent: Cadmium (mg/L) Analysis Run 10/11/2024 9:24 AM

Plant Bowen Client: Southern Company Data: Bowen AP-1

	BGWA-2 (bg)	BGWA-29 (bg)	BGWA-33 (bg)	BGWA-47D (bg)	BGWA-48D (bg)	BGWA-6	BGWC-10	BGWC-12	BGWC-14A
1/31/2024				<0.0005	<0.0005	<0.0005			
2/1/2024							<0.0005	<0.0005	0.0005
2/5/2024		<0.0005							
2/7/2024			<0.0005						
2/8/2024	<0.0005								
8/15/2024				<0.0005	<0.0005	<0.0005			
8/16/2024									0.00078
8/19/2024								<0.0005	
8/20/2024							<0.0005		
8/21/2024	<0.0005	<0.0005							
8/23/2024			<0.0005						

ND substitution: RL or RL/2 if <15% NDs.

Time Series

Constituent: Cadmium (mg/L) Analysis Run 10/11/2024 9:24 AM

Plant Bowen Client: Southern Company Data: Bowen AP-1

	BGWC-16
6/6/2016	
6/7/2016	0.0011 (J)
8/9/2016	
8/10/2016	
8/11/2016	0.0011
8/12/2016	
8/16/2016	
8/22/2016	
10/3/2016	
10/4/2016	
10/6/2016	
10/7/2016	0.0012
11/29/2016	
12/1/2016	
12/5/2016	
12/6/2016	0.0012
1/10/2017	
2/13/2017	
2/14/2017	
2/15/2017	
2/16/2017	0.0015
4/13/2017	
4/14/2017	
4/18/2017	0.0012
5/25/2017	
5/30/2017	0.0011
6/2/2017	
7/7/2017	
7/10/2017	
7/12/2017	
7/13/2017	
7/14/2017	0.0012
3/26/2018	
3/27/2018	0.0013
3/28/2018	
6/12/2018	0.0011
6/14/2018	
10/16/2018	
10/17/2018	
10/18/2018	0.0012
2/25/2019	0.0016
2/27/2019	
2/28/2019	
4/1/2019	
4/2/2019	0.0014
4/3/2019	
9/23/2019	
9/25/2019	
9/26/2019	0.0017 (J)
9/27/2019	
2/18/2020	
2/19/2020	

Time Series

Constituent: Cadmium (mg/L) Analysis Run 10/11/2024 9:24 AM

Plant Bowen Client: Southern Company Data: Bowen AP-1

	BGWC-16
2/20/2020	0.0019 (J)
2/21/2020	
2/24/2020	
3/18/2020	
3/19/2020	0.0017 (J)
3/20/2020	
3/23/2020	
5/22/2020	
5/25/2020	
6/23/2020	
7/28/2020	
9/2/2020	
9/3/2020	
9/23/2020	
9/24/2020	0.0018 (J)
9/25/2020	
10/1/2020	
11/10/2020	
12/15/2020	
1/20/2021	
2/16/2021	
2/17/2021	
2/18/2021	0.0018
2/19/2021	
3/23/2021	
3/24/2021	0.0018
3/25/2021	
3/26/2021	
3/30/2021	
3/31/2021	
4/1/2021	
8/16/2021	
8/18/2021	0.0018
8/25/2021	
2/9/2022	
2/10/2022	
2/11/2022	0.0019
2/16/2022	
7/26/2022	
7/27/2022	0.0024
7/28/2022	
8/3/2022	
1/24/2023	
1/25/2023	
1/26/2023	0.0021
1/27/2023	
2/2/2023	
8/15/2023	
8/16/2023	
8/17/2023	0.002
8/21/2023	
8/23/2023	

Time Series

Constituent: Cadmium (mg/L) Analysis Run 10/11/2024 9:24 AM

Plant Bowen Client: Southern Company Data: Bowen AP-1

	BGWC-16
1/31/2024	
2/1/2024	0.0024
2/5/2024	
2/7/2024	
2/8/2024	
8/15/2024	
8/16/2024	
8/19/2024	0.0022
8/20/2024	
8/21/2024	
8/23/2024	

Time Series

Constituent: Cadmium (mg/L) Analysis Run 10/11/2024 9:24 AM

Plant Bowen Client: Southern Company Data: Bowen AP-1

	BGWC-17	BGWC-18	BGWC-19	BGWC-20	BGWC-21	BGWC-22	BGWC-23	BGWC-24	BGWC-25
6/7/2016	<0.0005								
6/8/2016		0.00063 (J)	<0.0005	<0.0005	<0.0005	<0.0005			<0.0005
6/9/2016							<0.0005	0.00052 (J)	
8/11/2016	0.0001 (J)								
8/12/2016		0.0004 (J)	<0.0005	<0.0005					
8/15/2016									<0.0005
8/18/2016					<0.0005	<0.0005	<0.0005	0.0009 (J)	
10/7/2016	0.0002 (J)	0.0008 (J)	0.0001 (J)						
10/10/2016				<0.0005	<0.0005	<0.0005	<0.0005	0.0017	<0.0005
12/6/2016	0.0001 (J)	0.0006 (J)							
12/7/2016			<0.0005	<0.0005			<0.0005	0.0004 (J)	
12/8/2016					<0.0005	0.0002 (J)			<0.0005
1/23/2017									
2/7/2017									
2/16/2017	0.0001 (J)	0.0002 (J)	<0.0005						
2/17/2017				8E-05 (J)	<0.0005	<0.0005			
2/20/2017							<0.0005	0.0028	<0.0005
3/27/2017									
4/17/2017									
4/19/2017	0.0001 (J)	9E-05 (J)	<0.0005	<0.0005	<0.0005		<0.0005	0.0035	
4/20/2017						<0.0005			<0.0005
5/22/2017									
5/30/2017	0.0002 (J)								
6/1/2017		0.0003 (J)	0.0001 (J)	<0.0005	<0.0005				<0.0005
6/5/2017						<0.0005	<0.0005	0.0035	
7/11/2017									
7/14/2017	0.0002 (J)	0.0002 (J)	<0.0005						
7/17/2017							<0.0005	0.0037	<0.0005
7/18/2017				<0.0005	<0.0005				
7/19/2017						<0.0005			
8/23/2017									
3/26/2018									
3/27/2018	<0.0005	<0.0005	<0.0005						
3/28/2018				<0.0005	<0.0005				<0.0005
3/29/2018						<0.0005	<0.0005	0.0063	
6/13/2018				<0.0005			<0.0005	0.0053	
6/14/2018	0.00015 (J)	<0.0005			<0.0005	<0.0005			<0.0005
6/15/2018			<0.0005						
10/17/2018	<0.0005								
10/18/2018		0.00032 (J)							
10/19/2018			<0.0005		<0.0005				
10/22/2018				<0.0005		<0.0005	<0.0005	0.0053	<0.0005
2/27/2019	<0.0005	<0.0005		<0.0005					
3/1/2019			<0.0005			0.00013 (J)	0.00019 (J)	0.0058	<0.0005
4/2/2019	<0.0005	7.3E-05 (J)							
4/3/2019			<0.0005	<0.0005	<0.0005	<0.0005	<0.0005	0.0053	
4/4/2019									<0.0005
9/26/2019	0.00015 (J)	<0.0005	0.0002 (J)	<0.0005					
9/27/2019						<0.0005	<0.0005		
9/30/2019					<0.0005			0.0075	<0.0005
2/24/2020	<0.0005	0.00024 (J)	<0.0005	<0.0005					
2/25/2020						<0.0005	<0.0005		

ND substitution: RL or RL/2 if <15% NDs.

Time Series

Constituent: Cadmium (mg/L) Analysis Run 10/11/2024 9:24 AM

Plant Bowen Client: Southern Company Data: Bowen AP-1

	BGWC-17	BGWC-18	BGWC-19	BGWC-20	BGWC-21	BGWC-22	BGWC-23	BGWC-24	BGWC-25
2/26/2020					<0.0005			0.0064	<0.0005
3/19/2020	<0.0005								
3/20/2020		<0.0005	<0.0005		<0.0005	<0.0005			
3/23/2020				<0.0005			<0.0005		
3/24/2020									<0.0005
3/25/2020								0.0082	
9/24/2020	0.00024 (J)	<0.0005			<0.0005	0.00033 (J)	<0.0005		
9/25/2020								0.0081	
9/28/2020			<0.0005	<0.0005					<0.0005
2/18/2021	<0.0005	<0.0005	<0.0005	<0.0005					
2/19/2021					<0.0005	0.00038 (J)	<0.0005	0.0068	
2/23/2021									<0.0005
3/8/2021									
3/24/2021	<0.0005	<0.0005							
3/25/2021									
3/26/2021			<0.0005				<0.0005	0.0062	<0.0005
3/29/2021				<0.0005	<0.0005	<0.0005			
8/19/2021	0.00017 (J)	<0.0005							<0.0005
8/20/2021			<0.0005	<0.0005	<0.0005				
8/23/2021						0.00019 (J)	<0.0005	0.0039	
2/11/2022	0.00016 (J)								
2/14/2022							<0.0005		
2/15/2022						0.0002 (J)		0.0042	
2/16/2022		<0.0005	<0.0005	<0.0005	<0.0005				<0.0005
7/27/2022	0.00029 (J)	<0.0005	<0.0005	<0.0005					<0.0005
7/28/2022					<0.0005				
8/1/2022							<0.0005		
8/2/2022						0.00012 (J)		0.00026 (J)	
10/21/2022								0.0031 (R)	
1/26/2023	<0.0005	<0.0005							
1/27/2023			<0.0005		<0.0005				<0.0005
1/30/2023				<0.0005					
2/1/2023								0.0032	
2/2/2023							<0.0005		
2/7/2023						0.001			
8/17/2023	0.00028 (J)	<0.0005							<0.0005
8/18/2023			<0.0005	<0.0005					
8/21/2023									
8/22/2023						0.00091			
8/23/2023					<0.0005		<0.0005		
8/25/2023								0.0033	
1/30/2024								0.0022	
2/1/2024	0.00023 (J)								
2/2/2024		<0.0005	<0.0005						
2/5/2024				<0.0005	<0.0005				<0.0005
2/6/2024									
2/8/2024						0.0014	<0.0005		
8/19/2024	0.00031 (J)	<0.0005	<0.0005						
8/20/2024				<0.0005					<0.0005
8/21/2024						0.0009		0.0017	
8/22/2024					<0.0005		<0.0005		

ND substitution: RL or RL/2 if <15% NDs.

Time Series

Constituent: Cadmium (mg/L) Analysis Run 10/11/2024 9:24 AM

Plant Bowen Client: Southern Company Data: Bowen AP-1

	BGWC-30
6/7/2016	
6/8/2016	
6/9/2016	
8/11/2016	
8/12/2016	
8/15/2016	
8/18/2016	
10/7/2016	
10/10/2016	
12/6/2016	
12/7/2016	
12/8/2016	
1/23/2017	0.0003 (J)
2/7/2017	0.0006 (J)
2/16/2017	
2/17/2017	
2/20/2017	
3/27/2017	0.0003 (J)
4/17/2017	0.0002 (J)
4/19/2017	
4/20/2017	
5/22/2017	0.0003 (J)
5/30/2017	
6/1/2017	
6/5/2017	0.0003 (J)
7/11/2017	0.0005 (J)
7/14/2017	
7/17/2017	
7/18/2017	
7/19/2017	
8/23/2017	0.0004 (J)
3/26/2018	<0.0005
3/27/2018	
3/28/2018	
3/29/2018	
6/13/2018	
6/14/2018	
6/15/2018	0.0002 (J)
10/17/2018	
10/18/2018	
10/19/2018	
10/22/2018	<0.0005
2/27/2019	
3/1/2019	<0.0005
4/2/2019	7.9E-05 (J)
4/3/2019	
4/4/2019	
9/26/2019	
9/27/2019	<0.0005
9/30/2019	
2/24/2020	
2/25/2020	

Time Series

Constituent: Cadmium (mg/L) Analysis Run 10/11/2024 9:24 AM

Plant Bowen Client: Southern Company Data: Bowen AP-1

	BGWC-30
2/26/2020	<0.0005
3/19/2020	
3/20/2020	
3/23/2020	<0.0005
3/24/2020	
3/25/2020	
9/24/2020	
9/25/2020	<0.0005
9/28/2020	
2/18/2021	
2/19/2021	
2/23/2021	
3/8/2021	<0.0005
3/24/2021	
3/25/2021	<0.0005
3/26/2021	
3/29/2021	
8/19/2021	<0.0005
8/20/2021	
8/23/2021	
2/11/2022	
2/14/2022	<0.0005
2/15/2022	
2/16/2022	
7/27/2022	
7/28/2022	
8/1/2022	<0.0005
8/2/2022	
10/21/2022	
1/26/2023	
1/27/2023	
1/30/2023	
2/1/2023	<0.0005
2/2/2023	
2/7/2023	
8/17/2023	
8/18/2023	
8/21/2023	<0.0005
8/22/2023	
8/23/2023	
8/25/2023	
1/30/2024	
2/1/2024	
2/2/2024	
2/5/2024	
2/6/2024	<0.0005
2/8/2024	
8/19/2024	
8/20/2024	
8/21/2024	
8/22/2024	<0.0005

ND substitution: RL or RL/2 if <15% NDs.

Time Series

Constituent: Cadmium (mg/L) Analysis Run 10/11/2024 9:24 AM

Plant Bowen Client: Southern Company Data: Bowen AP-1

	BGWC-31	BGWC-32	BGWC-34D	BGWC-35D	BGWC-36D	BGWC-37D	BGWC-38D	BGWC-39	BGWC-40
10/17/2018					<0.0005				
10/18/2018	<0.0005								
10/19/2018			<0.0005						
10/22/2018		<0.0005		<0.0005					
4/2/2019					<0.0005				
4/4/2019	<0.0005		<0.0005	<0.0005					
4/5/2019		<0.0005							
9/24/2019	<0.0005		<0.0005						
9/26/2019		<0.0005		<0.0005					
9/27/2019					<0.0005				
2/25/2020				<0.0005		<0.0005			
2/26/2020	<0.0005				<0.0005				
2/27/2020		<0.0005	<0.0005				0.00081 (J)	<0.0005	
2/28/2020									<0.0005
3/23/2020	<0.0005				<0.0005				
3/24/2020		<0.0005	<0.0005			<0.0005	<0.0005	<0.0005	
3/25/2020				<0.0005					<0.0005
9/2/2020							0.00032 (J)		
9/25/2020		<0.0005		<0.0005		<0.0005			
9/28/2020	<0.0005		<0.0005		<0.0005				
9/29/2020								0.0002 (J)	<0.0005
2/19/2021			<0.0005						
2/22/2021	<0.0005			<0.0005		<0.0005		0.00014 (J)	<0.0005
2/23/2021		<0.0005							
3/8/2021					<0.0005				
3/9/2021							<0.0005		
3/25/2021					<0.0005				
3/26/2021				<0.0005		<0.0005			
3/29/2021	<0.0005						<0.0005		
3/30/2021		<0.0005	<0.0005						<0.0005
3/31/2021								0.00018 (J)	
8/19/2021							<0.0005		
8/20/2021	<0.0005			<0.0005		<0.0005			
8/23/2021					<0.0005				
8/24/2021			<0.0005					0.00031 (J)	<0.0005
8/25/2021		<0.0005							
2/14/2022					<0.0005		<0.0005		
2/15/2022									
2/16/2022	<0.0005	<0.0005	<0.0005					0.00012 (J)	<0.0005
2/17/2022				<0.0005		<0.0005			
7/28/2022	<0.0005		<0.0005	<0.0005		<0.0005			<0.0005
7/29/2022		<0.0005			<0.0005				
8/2/2022							<0.0005	<0.0005	
1/27/2023	<0.0005								
1/30/2023			<0.0005	<0.0005		<0.0005			
1/31/2023		<0.0005							<0.0005
2/1/2023					<0.0005				
2/2/2023								<0.0005	
2/7/2023							<0.0005		
8/18/2023	<0.0005	<0.0005	<0.0005						<0.0005
8/21/2023					<0.0005		<0.0005		
8/23/2023								0.00017 (J)	

ND substitution: RL or RL/2 if <15% NDs.

Time Series

Constituent: Cadmium (mg/L) Analysis Run 10/11/2024 9:24 AM

Plant Bowen Client: Southern Company Data: Bowen AP-1

	BGWC-31	BGWC-32	BGWC-34D	BGWC-35D	BGWC-36D	BGWC-37D	BGWC-38D	BGWC-39	BGWC-40
8/24/2023				<0.0005		<0.0005			
1/30/2024					<0.0005				
2/2/2024	<0.0005								
2/5/2024			<0.0005						
2/6/2024							<0.0005		
2/7/2024				<0.0005		<0.0005			<0.0005
2/8/2024		<0.0005						<0.0005	
8/19/2024	<0.0005								
8/20/2024			<0.0005		<0.0005				<0.0005
8/21/2024		<0.0005							
8/22/2024				<0.0005		<0.0005	0.00016 (J)	0.00011 (J)	

ND substitution: RL or RL/2 if <15% NDs.

Time Series

Constituent: Cadmium (mg/L) Analysis Run 10/11/2024 9:24 AM

Plant Bowen Client: Southern Company Data: Bowen AP-1

	BGWC-41D
10/17/2018	
10/18/2018	
10/19/2018	
10/22/2018	
4/2/2019	
4/4/2019	
4/5/2019	
9/24/2019	
9/26/2019	
9/27/2019	
2/25/2020	
2/26/2020	
2/27/2020	
2/28/2020	
3/23/2020	
3/24/2020	
3/25/2020	
9/2/2020	<0.0005
9/25/2020	
9/28/2020	
9/29/2020	
2/19/2021	
2/22/2021	<0.0005
2/23/2021	
3/8/2021	
3/9/2021	
3/25/2021	
3/26/2021	
3/29/2021	
3/30/2021	
3/31/2021	<0.0005
8/19/2021	
8/20/2021	
8/23/2021	
8/24/2021	<0.0005
8/25/2021	
2/14/2022	
2/15/2022	<0.0005
2/16/2022	
2/17/2022	
7/28/2022	
7/29/2022	<0.0005
8/2/2022	
1/27/2023	
1/30/2023	
1/31/2023	
2/1/2023	<0.0005
2/2/2023	
2/7/2023	
8/18/2023	
8/21/2023	
8/23/2023	<0.0005

ND substitution: RL or RL/2 if <15% NDs.

Time Series

Constituent: Cadmium (mg/L) Analysis Run 10/11/2024 9:24 AM

Plant Bowen Client: Southern Company Data: Bowen AP-1

	BGWC-41D
8/24/2023	
1/30/2024	
2/2/2024	
2/5/2024	
2/6/2024	
2/7/2024	<0.0005
2/8/2024	
8/19/2024	
8/20/2024	
8/21/2024	<0.0005
8/22/2024	

ND substitution: RL or RL/2 if <15% NDs.

Time Series

Constituent: Cadmium (mg/L) Analysis Run 10/11/2024 9:24 AM

Plant Bowen Client: Southern Company Data: Bowen AP-1

	BGWC-42D	BGWC-43D	BGWC-44D	BGWC-49D	BGWC-50D	BGWC-51	BGWC-52	BGWC-7	BGWC-8
6/6/2016									
6/7/2016									<0.0005
6/8/2016								<0.0005	
8/10/2016									<0.0005
8/11/2016								<0.0005	
10/4/2016									<0.0005
10/5/2016									
10/6/2016								<0.0005	
12/2/2016									<0.0005
12/5/2016									
12/6/2016								<0.0005	
2/14/2017									<0.0005
2/15/2017								<0.0005	
4/14/2017									<0.0005
4/17/2017									
4/18/2017								<0.0005	
5/26/2017									<0.0005
6/2/2017								<0.0005	
7/10/2017									<0.0005
7/11/2017									
7/14/2017								<0.0005	
3/26/2018									<0.0005
3/27/2018								<0.0005	
6/12/2018									<0.0005
6/13/2018								<0.0005	
10/16/2018									<0.0005
10/17/2018									
10/18/2018								<0.0005	
2/25/2019									<0.0005
2/28/2019								<0.0005	
4/1/2019									<0.0005
4/2/2019								<0.0005	
9/24/2019								<0.0005	<0.0005
2/19/2020									<0.0005
2/20/2020									
2/21/2020								<0.0005	
3/18/2020									<0.0005
3/19/2020								<0.0005	
9/3/2020	<0.0005	0.0011 (J)	<0.0005						
9/23/2020									<0.0005
9/24/2020									
9/25/2020								<0.0005	
1/28/2021						0.00031 (J)	0.00025 (J)		
2/16/2021									<0.0005
2/17/2021									
2/18/2021			<0.0005					<0.0005	
2/22/2021	<0.0005								
2/23/2021						0.00043 (J)	<0.0005		
3/8/2021		0.0003 (J)							
3/24/2021									<0.0005
3/29/2021		0.00019 (J)							
3/30/2021						0.0007	0.00018 (J)	<0.0005	

ND substitution: RL or RL/2 if <15% NDs.

Time Series

Constituent: Cadmium (mg/L) Analysis Run 10/11/2024 9:24 AM

Plant Bowen Client: Southern Company Data: Bowen AP-1

	BGWC-42D	BGWC-43D	BGWC-44D	BGWC-49D	BGWC-50D	BGWC-51	BGWC-52	BGWC-7	BGWC-8
3/31/2021			<0.0005						
4/1/2021	<0.0005								
4/19/2021				<0.0005	<0.0005				
8/18/2021			<0.0005		<0.0005				<0.0005
8/19/2021								<0.0005	
8/20/2021	<0.0005								
8/23/2021		0.00036 (J)				0.00043 (J)	0.00018 (J)		
8/24/2021				<0.0005					
2/9/2022			<0.0005		<0.0005				
2/10/2022									<0.0005
2/11/2022								<0.0005	
2/14/2022						<0.0005	<0.0005		
2/15/2022		0.0015							
2/17/2022	<0.0005			<0.0005					
7/26/2022			<0.0005		<0.0005				<0.0005
7/28/2022	<0.0005						<0.0005	<0.0005	
8/1/2022		0.0011		<0.0005		<0.0005			
1/25/2023			<0.0005		<0.0005				
1/26/2023								<0.0005	<0.0005
1/30/2023	<0.0005								
1/31/2023						<0.0005	<0.0005		
2/1/2023				<0.0005					
2/7/2023		0.00014 (J)							
8/15/2023			<0.0005		<0.0005				
8/16/2023									<0.0005
8/17/2023								<0.0005	
8/21/2023						<0.0005			
8/22/2023				<0.0005			<0.0005		
8/23/2023		0.00029 (J)							
8/24/2023	<0.0005								
1/30/2024		0.00034 (J)							
1/31/2024			<0.0005		<0.0005				
2/1/2024									<0.0005
2/2/2024								<0.0005	
2/5/2024						<0.0005	<0.0005		
2/6/2024				<0.0005					
2/7/2024	<0.0005								
8/15/2024			<0.0005						
8/16/2024					<0.0005			<0.0005	<0.0005
8/19/2024									
8/20/2024	<0.0005					<0.0005	<0.0005		
8/21/2024		0.00044 (J)		<0.0005					

ND substitution: RL or RL/2 if <15% NDs.

Time Series

Constituent: Cadmium (mg/L) Analysis Run 10/11/2024 9:24 AM

Plant Bowen Client: Southern Company Data: Bowen AP-1

	BGWC-9
6/6/2016	<0.0005
6/7/2016	
6/8/2016	
8/10/2016	
8/11/2016	<0.0005
10/4/2016	
10/5/2016	<0.0005
10/6/2016	
12/2/2016	
12/5/2016	<0.0005
12/6/2016	
2/14/2017	
2/15/2017	<0.0005
4/14/2017	
4/17/2017	<0.0005
4/18/2017	
5/26/2017	<0.0005
6/2/2017	
7/10/2017	
7/11/2017	<0.0005
7/14/2017	
3/26/2018	
3/27/2018	<0.0005
6/12/2018	<0.0005
6/13/2018	
10/16/2018	
10/17/2018	<0.0005
10/18/2018	
2/25/2019	
2/28/2019	
4/1/2019	<0.0005
4/2/2019	
9/24/2019	<0.0005
2/19/2020	
2/20/2020	<0.0005
2/21/2020	
3/18/2020	
3/19/2020	<0.0005
9/3/2020	
9/23/2020	
9/24/2020	<0.0005
9/25/2020	
1/28/2021	
2/16/2021	
2/17/2021	<0.0005
2/18/2021	
2/22/2021	
2/23/2021	
3/8/2021	
3/24/2021	<0.0005
3/29/2021	
3/30/2021	

ND substitution: RL or RL/2 if <15% NDs.

Time Series

Constituent: Cadmium (mg/L) Analysis Run 10/11/2024 9:24 AM

Plant Bowen Client: Southern Company Data: Bowen AP-1

	BGWC-9
3/31/2021	
4/1/2021	
4/19/2021	
8/18/2021	<0.0005
8/19/2021	
8/20/2021	
8/23/2021	
8/24/2021	
2/9/2022	
2/10/2022	<0.0005
2/11/2022	
2/14/2022	
2/15/2022	
2/17/2022	
7/26/2022	<0.0005
7/28/2022	
8/1/2022	
1/25/2023	
1/26/2023	<0.0005
1/30/2023	
1/31/2023	
2/1/2023	
2/7/2023	
8/15/2023	
8/16/2023	
8/17/2023	<0.0005
8/21/2023	
8/22/2023	
8/23/2023	
8/24/2023	
1/30/2024	
1/31/2024	
2/1/2024	<0.0005
2/2/2024	
2/5/2024	
2/6/2024	
2/7/2024	
8/15/2024	
8/16/2024	
8/19/2024	<0.0005
8/20/2024	
8/21/2024	

ND substitution: RL or RL/2 if <15% NDs.

Time Series

Constituent: Calcium (mg/L) Analysis Run 10/11/2024 9:24 AM

Plant Bowen Client: Southern Company Data: Bowen AP-1

	BGWA-2 (bg)	BGWA-29 (bg)	BGWA-33 (bg)	BGWA-47D (bg)	BGWA-48D (bg)	BGWA-6	BGWC-10	BGWC-12	BGWC-14A
6/6/2016	39					59			
6/7/2016							50	90	
8/9/2016	32.2								
8/10/2016						56			
8/11/2016									
8/12/2016								76.6	
8/16/2016							49.2		
8/22/2016		21.4							
10/3/2016	34.1								
10/4/2016		20.9				51.4			
10/6/2016								78.7	
10/7/2016							52.6		
11/29/2016	29.7								
12/1/2016		19.8				55.9			
12/5/2016								80.9	
12/6/2016							55.4		
1/10/2017		20.4							
2/13/2017	31.2								
2/14/2017		20.9				51.1			
2/15/2017								90.7	
2/16/2017							53.2		
4/13/2017	30.5					53.4			
4/14/2017		20.7 (J)							
4/18/2017							58	94.8	
5/25/2017	33.8	22.8 (J)				59.8			
5/30/2017									
6/2/2017							55.8	108	
7/7/2017	33.1					57.8			
7/10/2017		22.3							
7/12/2017							58.1		
7/13/2017								111	
7/14/2017									
10/9/2017	33.6					58.9			
10/10/2017		4.09						93	
10/11/2017							55.7		
6/12/2018	32.4	20.3 (J)							
6/14/2018							58.4	109	
10/16/2018	34.6	19.4 (J)				55.6			
10/17/2018								110	
10/18/2018							57.8		
4/1/2019	48.2	24.6						94.8	
4/2/2019						64.1	57.8		
4/3/2019			44.9						
5/2/2019	44.8								
9/23/2019	36.3	19.2				57.9			
9/25/2019							58.1	115	
9/26/2019									
9/27/2019			41.2						
2/18/2020						66.3			
2/19/2020		20.8							
2/21/2020			50.1						
3/18/2020	40.1	22.4							

Time Series

Constituent: Calcium (mg/L) Analysis Run 10/11/2024 9:24 AM

Plant Bowen Client: Southern Company Data: Bowen AP-1

	BGWA-2 (bg)	BGWA-29 (bg)	BGWA-33 (bg)	BGWA-47D (bg)	BGWA-48D (bg)	BGWA-6	BGWC-10	BGWC-12	BGWC-14A
3/19/2020						67.8		120	
3/20/2020			52.2						
3/23/2020							61.1		
5/22/2020				74					73.4
5/25/2020					36.5				
6/23/2020				99.5	39.4				80.1
7/28/2020				96.2	40.3				140
9/2/2020				109					159
9/3/2020					51.8				
9/23/2020	45.2	20.1				67.3			
9/24/2020							58.8		
9/25/2020			51.8					135	
10/1/2020				107	61.9				162
11/10/2020				117	80.3				170
12/15/2020				110	70.3				169
1/20/2021				111	67.5				157
3/23/2021		22.1							
3/24/2021								144	91.9
3/25/2021				109	68.3				
3/26/2021	46.7								
3/30/2021							61.3		
3/31/2021						63.4			
4/1/2021			49.5						
8/16/2021	48.3	21.5		108	61	66.2			
8/18/2021							61.1	156	166
8/25/2021			46.3						
2/9/2022	52.3			112	46.3	65.7			97.5
2/10/2022		20.3							
2/11/2022							66.2	164	
2/16/2022			47.5						
7/26/2022	46.7	20		105	34.5	66.1			185
7/27/2022								175	
7/28/2022							63		
8/3/2022			69.4						
1/24/2023	51.4	21		109	40.7				
1/25/2023						68.4			
1/26/2023								178	117
1/27/2023							64		
2/2/2023			81.4						
8/15/2023				102		61.4			
8/16/2023		20.9			37.7			178	196
8/17/2023							62.2		
8/21/2023	49.5								
8/23/2023			85						
1/31/2024				102	38.7	65.9			
2/1/2024							62.8	194	177
2/5/2024		20.5							
2/7/2024			107						
2/8/2024	48.6								
8/15/2024				105	40.6	64.7			
8/16/2024									227
8/19/2024								204	

Time Series

Constituent: Calcium (mg/L) Analysis Run 10/11/2024 9:24 AM

Plant Bowen Client: Southern Company Data: Bowen AP-1

	BGWA-2 (bg)	BGWA-29 (bg)	BGWA-33 (bg)	BGWA-47D (bg)	BGWA-48D (bg)	BGWA-6	BGWC-10	BGWC-12	BGWC-14A
8/20/2024							73.1		
8/21/2024	54.8	23.1							
8/23/2024			87.8						

Time Series

Constituent: Calcium (mg/L) Analysis Run 10/11/2024 9:24 AM

Plant Bowen Client: Southern Company Data: Bowen AP-1

	BGWC-16
6/6/2016	
6/7/2016	120
8/9/2016	
8/10/2016	
8/11/2016	111
8/12/2016	
8/16/2016	
8/22/2016	
10/3/2016	
10/4/2016	
10/6/2016	
10/7/2016	103
11/29/2016	
12/1/2016	
12/5/2016	
12/6/2016	117
1/10/2017	
2/13/2017	
2/14/2017	
2/15/2017	
2/16/2017	124
4/13/2017	
4/14/2017	
4/18/2017	120
5/25/2017	
5/30/2017	111
6/2/2017	
7/7/2017	
7/10/2017	
7/12/2017	
7/13/2017	
7/14/2017	109
10/9/2017	
10/10/2017	
10/11/2017	109
6/12/2018	104
6/14/2018	
10/16/2018	
10/17/2018	
10/18/2018	112
4/1/2019	
4/2/2019	117
4/3/2019	
5/2/2019	
9/23/2019	
9/25/2019	
9/26/2019	136
9/27/2019	
2/18/2020	
2/19/2020	
2/21/2020	
3/18/2020	

Time Series

Constituent: Calcium (mg/L) Analysis Run 10/11/2024 9:24 AM

Plant Bowen Client: Southern Company Data: Bowen AP-1

	BGWC-16
3/19/2020	130
3/20/2020	
3/23/2020	
5/22/2020	
5/25/2020	
6/23/2020	
7/28/2020	
9/2/2020	
9/3/2020	
9/23/2020	
9/24/2020	141
9/25/2020	
10/1/2020	
11/10/2020	
12/15/2020	
1/20/2021	
3/23/2021	
3/24/2021	140
3/25/2021	
3/26/2021	
3/30/2021	
3/31/2021	
4/1/2021	
8/16/2021	
8/18/2021	139
8/25/2021	
2/9/2022	
2/10/2022	
2/11/2022	160
2/16/2022	
7/26/2022	
7/27/2022	194
7/28/2022	
8/3/2022	
1/24/2023	
1/25/2023	
1/26/2023	178
1/27/2023	
2/2/2023	
8/15/2023	
8/16/2023	
8/17/2023	187
8/21/2023	
8/23/2023	
1/31/2024	
2/1/2024	203
2/5/2024	
2/7/2024	
2/8/2024	
8/15/2024	
8/16/2024	
8/19/2024	233

Time Series

Constituent: Calcium (mg/L) Analysis Run 10/11/2024 9:24 AM

Plant Bowen Client: Southern Company Data: Bowen AP-1

	BGWC-16
8/20/2024	
8/21/2024	
8/23/2024	

Time Series

Constituent: Calcium (mg/L) Analysis Run 10/11/2024 9:24 AM

Plant Bowen Client: Southern Company Data: Bowen AP-1

	BGWC-17	BGWC-18	BGWC-19	BGWC-20	BGWC-21	BGWC-22	BGWC-23	BGWC-24	BGWC-25
6/7/2016	65								
6/8/2016		76	55	200	43	350			32
6/9/2016							300	800	
8/11/2016	61								
8/12/2016		61.7	61.2	196					
8/15/2016									33.1
8/18/2016					38.6	370	290	730	
10/7/2016	71	84.7	70.2						
10/10/2016				198	37.5	375	296	680	41
12/6/2016	68.7	88.1							
12/7/2016			48.6	215			271	387	
12/8/2016					43.4	434			38.5
1/23/2017									
2/7/2017									
2/16/2017	65.5	53.7	64.7						
2/17/2017				221	41	434			
2/20/2017							323	823	40.7
3/27/2017									
4/17/2017									
4/19/2017	68.9	57.1	69.5	240	39.4		298	893 (J)	
4/20/2017						422			40.7
5/22/2017									
5/30/2017	72.6								
6/1/2017		44.8	50.8	286	42.3				44.2
6/5/2017						398	310	1080	
7/11/2017									
7/14/2017	70.6	60	67						
7/17/2017							319	1120	41.9
7/18/2017				244	40.9				
7/19/2017						461			
8/23/2017									
10/10/2017									
10/11/2017	67.3	67	57.3	222			438	1310	41.1
10/12/2017					43.3	515			
6/13/2018				234			385	970	
6/14/2018	65.7	53.1			39.4	482			44.8
6/15/2018			49.7						
10/17/2018	69.7								
10/18/2018		60.4							
10/19/2018			63.1		40.6				
10/22/2018				241		575	424	1150	52.2
4/2/2019	63.9	53.3							
4/3/2019			51.3	220	43.4	458	396	945	
4/4/2019									54.8
5/2/2019						647			
9/26/2019	94.2	91.7	80.8	243					
9/27/2019						658	533		
9/30/2019					43.2			1050	47.8
2/25/2020						445			
2/26/2020									
3/19/2020	68.1								
3/20/2020		49.3	52.1		48.2	514			

Time Series

Constituent: Calcium (mg/L) Analysis Run 10/11/2024 9:24 AM

Plant Bowen Client: Southern Company Data: Bowen AP-1

	BGWC-17	BGWC-18	BGWC-19	BGWC-20	BGWC-21	BGWC-22	BGWC-23	BGWC-24	BGWC-25
3/23/2020				253			602		
3/24/2020									49.6
3/25/2020								1100	
9/24/2020	84.9	68.7			42	750	647		
9/25/2020								998	
9/28/2020			50.1	273					50.7
3/24/2021	72	48.2							
3/25/2021									
3/26/2021			46.4				717	821	52.8
3/29/2021				296	46.6	714			
7/19/2021						693	728	717	
7/20/2021									
8/19/2021	74	49.2							51.2
8/20/2021			47.2	262	45.1				
8/23/2021						681	638	827	
11/1/2021						708	695	808	
2/11/2022	83.5								
2/14/2022							740		
2/15/2022						680		791	
2/16/2022		49	60.5	288	44.1				51.4
7/27/2022	80.9	65.9	63.2	284					52.1
7/28/2022					43.1				
8/1/2022							559		
8/2/2022						717		90	
10/21/2022								600 (R)	
1/26/2023	76.2	41.4							
1/27/2023			39.3		46.5				48.8
1/30/2023				309					
2/1/2023								552	
2/2/2023							543		
2/7/2023						583			
8/17/2023	75.4	57							48.1
8/18/2023			56.5	309					
8/21/2023									
8/22/2023						793			
8/23/2023					43.9		332		
8/25/2023								486	
1/30/2024								413	
2/1/2024	79.9								
2/2/2024		44.9	51.7						
2/5/2024				309	45.9				57.6
2/6/2024									
2/8/2024						561	347		
8/19/2024	96 (M1)	68.4	84.7						
8/20/2024				345					72
8/21/2024						710		352	
8/22/2024					47.9		391		

Time Series

Constituent: Calcium (mg/L) Analysis Run 10/11/2024 9:24 AM

Plant Bowen Client: Southern Company Data: Bowen AP-1

	BGWC-30
6/7/2016	
6/8/2016	
6/9/2016	
8/11/2016	
8/12/2016	
8/15/2016	
8/18/2016	
10/7/2016	
10/10/2016	
12/6/2016	
12/7/2016	
12/8/2016	
1/23/2017	372
2/7/2017	351
2/16/2017	
2/17/2017	
2/20/2017	
3/27/2017	417
4/17/2017	415
4/19/2017	
4/20/2017	
5/22/2017	885
5/30/2017	
6/1/2017	
6/5/2017	413
7/11/2017	449
7/14/2017	
7/17/2017	
7/18/2017	
7/19/2017	
8/23/2017	409
10/10/2017	339
10/11/2017	
10/12/2017	
6/13/2018	
6/14/2018	
6/15/2018	198
10/17/2018	
10/18/2018	
10/19/2018	
10/22/2018	230
4/2/2019	181
4/3/2019	
4/4/2019	
5/2/2019	
9/26/2019	
9/27/2019	103
9/30/2019	
2/25/2020	
2/26/2020	85.3
3/19/2020	
3/20/2020	

Time Series

Constituent: Calcium (mg/L) Analysis Run 10/11/2024 9:24 AM

Plant Bowen Client: Southern Company Data: Bowen AP-1

	BGWC-30
3/23/2020	107
3/24/2020	
3/25/2020	
9/24/2020	
9/25/2020	93.3
9/28/2020	
3/24/2021	
3/25/2021	81.1
3/26/2021	
3/29/2021	
7/19/2021	
7/20/2021	87.8
8/19/2021	109
8/20/2021	
8/23/2021	
11/1/2021	108
2/11/2022	
2/14/2022	129
2/15/2022	
2/16/2022	
7/27/2022	
7/28/2022	
8/1/2022	111
8/2/2022	
10/21/2022	
1/26/2023	
1/27/2023	
1/30/2023	
2/1/2023	113
2/2/2023	
2/7/2023	
8/17/2023	
8/18/2023	
8/21/2023	98.8
8/22/2023	
8/23/2023	
8/25/2023	
1/30/2024	
2/1/2024	
2/2/2024	
2/5/2024	
2/6/2024	109
2/8/2024	
8/19/2024	
8/20/2024	
8/21/2024	
8/22/2024	69.5

Time Series

Constituent: Calcium (mg/L) Analysis Run 10/11/2024 9:24 AM

Plant Bowen Client: Southern Company Data: Bowen AP-1

	BGWC-31	BGWC-32	BGWC-34D	BGWC-35D	BGWC-36D	BGWC-37D	BGWC-38D	BGWC-39	BGWC-40
10/17/2018					262				
10/18/2018	90.1								
10/19/2018			105						
10/22/2018		234		384					
4/2/2019					200				
4/4/2019	69.3		104	442					
4/5/2019		265							
5/3/2019		203							
9/24/2019	70.7		102						
9/26/2019		290		417					
9/27/2019					184				
11/15/2019		346							
12/13/2019								558	
12/16/2019									162
2/25/2020				341		107			
2/26/2020					107				
2/27/2020							268		
3/23/2020	72.5				122				
3/24/2020		210	112			112	314	161	
3/25/2020				234					160
5/4/2020									
9/2/2020							228		
9/25/2020		338		169		99.9			
9/28/2020	77.8		117		165				
9/29/2020								576	165
3/25/2021					162				
3/26/2021				529		103			
3/29/2021	77.2						161		
3/30/2021		289	112						158
3/31/2021								336	
8/19/2021							124		
8/20/2021	78.7			379		100			
8/23/2021					174				
8/24/2021			110					439	150
8/25/2021		244							
11/1/2021							144		
2/14/2022					188		187		
2/15/2022									
2/16/2022	81.4	247	127					424	155
2/17/2022				483		112			
7/28/2022	75.4		123	403		109			138
7/29/2022		226			156				
8/2/2022							186	488	
1/27/2023	75.9								
1/30/2023			121	607		112			
1/31/2023		256							133
2/1/2023					132				
2/2/2023								267	
2/7/2023							61.3		
8/18/2023	74.5	172	113						114
8/21/2023					159		110		
8/23/2023								495	

Time Series

Constituent: Calcium (mg/L) Analysis Run 10/11/2024 9:24 AM

Plant Bowen Client: Southern Company Data: Bowen AP-1

	BGWC-31	BGWC-32	BGWC-34D	BGWC-35D	BGWC-36D	BGWC-37D	BGWC-38D	BGWC-39	BGWC-40
8/24/2023				584		120			
1/30/2024					166				
2/2/2024	79.3								
2/5/2024			129						
2/6/2024							221		
2/7/2024				636		113			116
2/8/2024		152						264	
8/19/2024	78.7								
8/20/2024			142		158 (M1)				127
8/21/2024		159							
8/22/2024				589		109	240	526	

Time Series

Constituent: Calcium (mg/L) Analysis Run 10/11/2024 9:24 AM

Plant Bowen Client: Southern Company Data: Bowen AP-1

	BGWC-41D
10/17/2018	
10/18/2018	
10/19/2018	
10/22/2018	
4/2/2019	
4/4/2019	
4/5/2019	
5/3/2019	
9/24/2019	
9/26/2019	
9/27/2019	
11/15/2019	
12/13/2019	
12/16/2019	
2/25/2020	
2/26/2020	
2/27/2020	
3/23/2020	
3/24/2020	
3/25/2020	
5/4/2020	155
9/2/2020	159
9/25/2020	
9/28/2020	
9/29/2020	
3/25/2021	
3/26/2021	
3/29/2021	
3/30/2021	
3/31/2021	166
8/19/2021	
8/20/2021	
8/23/2021	
8/24/2021	173
8/25/2021	
11/1/2021	
2/14/2022	
2/15/2022	198
2/16/2022	
2/17/2022	
7/28/2022	
7/29/2022	202
8/2/2022	
1/27/2023	
1/30/2023	
1/31/2023	
2/1/2023	228
2/2/2023	
2/7/2023	
8/18/2023	
8/21/2023	
8/23/2023	220

Time Series

Constituent: Calcium (mg/L) Analysis Run 10/11/2024 9:24 AM

Plant Bowen Client: Southern Company Data: Bowen AP-1

	BGWC-41D
8/24/2023	
1/30/2024	
2/2/2024	
2/5/2024	
2/6/2024	
2/7/2024	241
2/8/2024	
8/19/2024	
8/20/2024	
8/21/2024	231
8/22/2024	

Time Series

Constituent: Calcium (mg/L) Analysis Run 10/11/2024 9:24 AM

Plant Bowen Client: Southern Company Data: Bowen AP-1

	BGWC-42D	BGWC-43D	BGWC-44D	BGWC-49D	BGWC-50D	BGWC-51	BGWC-52	BGWC-7	BGWC-8
6/6/2016									
6/7/2016									7.9
6/8/2016								140	
8/10/2016									36.8
8/11/2016								141	
10/4/2016									39.7
10/5/2016									
10/6/2016								147	
12/2/2016									37.8
12/5/2016									
12/6/2016								146	
2/14/2017									35.2
2/15/2017								163	
4/14/2017									37.5
4/17/2017									
4/18/2017								155	
5/26/2017									41.7
6/2/2017								156	
7/10/2017									39
7/11/2017									
7/14/2017								157	
10/10/2017									36.9
10/11/2017								137	
6/12/2018									38.1
6/13/2018								151	
10/16/2018									44.8
10/17/2018									
10/18/2018								154	
4/1/2019									47.2
4/2/2019								140	
9/24/2019								151	42.4
3/18/2020									43
3/19/2020								142	
5/4/2020		361	51.1						
5/11/2020	109								
5/20/2020	76.6	335							
9/3/2020	100	383	50.2						
9/23/2020									41.6
9/24/2020									
9/25/2020								138	
1/28/2021						624	350		
2/23/2021						674	379		
3/24/2021									42.1
3/29/2021		326							
3/30/2021						562	353	145	
3/31/2021			50.9						
4/1/2021	94								
4/19/2021				204	50.8				
7/20/2021		297							
8/18/2021			54.2		56.7				44.5
8/19/2021								141	
8/20/2021	99.7								

Time Series

Constituent: Calcium (mg/L) Analysis Run 10/11/2024 9:24 AM

Plant Bowen Client: Southern Company Data: Bowen AP-1

	BGWC-42D	BGWC-43D	BGWC-44D	BGWC-49D	BGWC-50D	BGWC-51	BGWC-52	BGWC-7	BGWC-8
8/23/2021		349				561	286		
8/24/2021				238					
2/9/2022			49.1		60.3				
2/10/2022									44.9
2/11/2022								148	
2/14/2022						155	72.8		
2/15/2022		344							
2/17/2022	98.4			239					
7/26/2022			49.7		61.1				41.8
7/28/2022	93.4						52.3	136	
8/1/2022		350		236		112			
1/25/2023			24.3		65				
1/26/2023								146	42.8
1/30/2023	92.5								
1/31/2023						111	62.8		
2/1/2023				236					
2/7/2023		184							
8/15/2023			25.3		68.8				
8/16/2023									38.8
8/17/2023								125	
8/21/2023						123			
8/22/2023				219			85.7		
8/23/2023		314							
8/24/2023	88.4								
1/30/2024		290							
1/31/2024			29.5		67.8				
2/1/2024									39.9
2/2/2024								119	
2/5/2024						73.1	57.8		
2/6/2024				213					
2/7/2024	81.2								
8/15/2024			36.4						
8/16/2024					66.4			120	42.8
8/19/2024									
8/20/2024	95.7					84.2	53.4		
8/21/2024		279		213					

Time Series

Constituent: Calcium (mg/L) Analysis Run 10/11/2024 9:24 AM

Plant Bowen Client: Southern Company Data: Bowen AP-1

	BGWC-9
6/6/2016	66
6/7/2016	
6/8/2016	
8/10/2016	
8/11/2016	65.2
10/4/2016	
10/5/2016	66.7
10/6/2016	
12/2/2016	
12/5/2016	74.6
12/6/2016	
2/14/2017	
2/15/2017	74.6
4/14/2017	
4/17/2017	65.6
4/18/2017	
5/26/2017	70.4
6/2/2017	
7/10/2017	
7/11/2017	66.9
7/14/2017	
10/10/2017	61.7
10/11/2017	
6/12/2018	53.4
6/13/2018	
10/16/2018	
10/17/2018	63
10/18/2018	
4/1/2019	59.3
4/2/2019	
9/24/2019	57.6
3/18/2020	
3/19/2020	61.5
5/4/2020	
5/11/2020	
5/20/2020	
9/3/2020	
9/23/2020	
9/24/2020	59
9/25/2020	
1/28/2021	
2/23/2021	
3/24/2021	59.9
3/29/2021	
3/30/2021	
3/31/2021	
4/1/2021	
4/19/2021	
7/20/2021	
8/18/2021	63
8/19/2021	
8/20/2021	

Time Series

Constituent: Calcium (mg/L) Analysis Run 10/11/2024 9:24 AM

Plant Bowen Client: Southern Company Data: Bowen AP-1

	BGWC-9
8/23/2021	
8/24/2021	
2/9/2022	
2/10/2022	65.6
2/11/2022	
2/14/2022	
2/15/2022	
2/17/2022	
7/26/2022	66.3
7/28/2022	
8/1/2022	
1/25/2023	
1/26/2023	62.4
1/30/2023	
1/31/2023	
2/1/2023	
2/7/2023	
8/15/2023	
8/16/2023	
8/17/2023	66.9
8/21/2023	
8/22/2023	
8/23/2023	
8/24/2023	
1/30/2024	
1/31/2024	
2/1/2024	60.1
2/2/2024	
2/5/2024	
2/6/2024	
2/7/2024	
8/15/2024	
8/16/2024	
8/19/2024	74.8
8/20/2024	
8/21/2024	

Time Series

Constituent: Chloride (mg/L) Analysis Run 10/11/2024 9:24 AM

Plant Bowen Client: Southern Company Data: Bowen AP-1

	BGWA-2 (bg)	BGWA-29 (bg)	BGWA-33 (bg)	BGWA-47D (bg)	BGWA-48D (bg)	BGWA-6	BGWC-10	BGWC-12	BGWC-14A
6/6/2016	2.9					5.6			
6/7/2016							19	44	
8/9/2016	2.5								
8/10/2016						5.3			
8/11/2016									
8/12/2016								43	
8/16/2016							20		
8/22/2016		4.2							
10/3/2016	2.5								
10/4/2016		2.1				5.6			
10/6/2016								41	
10/7/2016							21		
11/29/2016	2.6								
12/1/2016		1.8				6.2			
12/5/2016								41	
12/6/2016							22		
1/10/2017		1.6							
2/13/2017	2.1								
2/14/2017		1.9				8.8			
2/15/2017								39	
2/16/2017							22		
4/13/2017	2.1					10			
4/14/2017		1.5							
4/18/2017							21	39	
5/25/2017	2.4	1.5				11			
5/30/2017									
6/2/2017							20	37	
7/7/2017	1.9					12			
7/10/2017		1.6							
7/12/2017							23		
7/13/2017								38	
7/14/2017									
10/9/2017	1.9					18			
10/10/2017		1.7						38	
10/11/2017							24		
6/12/2018	3.4	1.8							
6/14/2018							23.1	30.5	
10/16/2018	3.3	1.5				10.7			
10/17/2018								30.7	
10/18/2018							26.9		
4/1/2019	4.2	1.6						24.1	
4/2/2019						9	24.1		
4/3/2019			5.2						
5/2/2019	4.3								
9/23/2019	3.1	1.2				8.6			
9/25/2019							25.1	23.6	
9/26/2019									
9/27/2019			394 (o)						
2/18/2020						8.2			
2/19/2020		1.3							
2/21/2020			2.6						
3/18/2020	3.1	1.4							

Time Series

Constituent: Chloride (mg/L) Analysis Run 10/11/2024 9:24 AM

Plant Bowen Client: Southern Company Data: Bowen AP-1

	BGWA-2 (bg)	BGWA-29 (bg)	BGWA-33 (bg)	BGWA-47D (bg)	BGWA-48D (bg)	BGWA-6	BGWC-10	BGWC-12	BGWC-14A
3/19/2020						7.8		20.5	
3/20/2020			4						
3/23/2020							20.8		
5/22/2020				6.6					32
5/25/2020					4				
6/23/2020				5.9	5.5				15.7
7/28/2020				5.9	4.6				20.6
9/2/2020				6					18.9
9/3/2020					6.3				
9/23/2020	4.2	1.1				8.4			
9/24/2020							25.4		
9/25/2020			3.3					20.2	
10/1/2020				6	7.5				18.6
11/10/2020				5.5	7.7				19.6
12/15/2020				6.3	8				20.7
1/20/2021				5.7	7.2				21.9
3/23/2021		1.2							
3/24/2021								18.4	14.1
3/25/2021				5.7	7.5				
3/26/2021	3.6								
3/30/2021							23.8		
3/31/2021						13.4			
4/1/2021			2.9						
8/16/2021	3.4	1.1		5.7	8	15.6			
8/18/2021							25.1	15.8	17.1
8/25/2021			3.3						
2/9/2022	3.7			5.4	8.9	10.1			10.8
2/10/2022		1.2							
2/11/2022							28.2	16.4	
2/16/2022			2.8						
7/26/2022	3.2	0.97 (J)		5.5	4.6	8.5			19.6
7/27/2022								16.2	
7/28/2022							30		
8/3/2022			3.4						
1/24/2023	3.4	1.5		5.2	4.3				
1/25/2023						10.1			
1/26/2023								14.5	10.9
1/27/2023							28.2		
2/2/2023			3.4						
8/15/2023				4.9		8			
8/16/2023		1.3			4.3			13.7	18.2
8/17/2023							29.2		
8/21/2023	2.9								
8/23/2023			2						
1/31/2024				4.7	7.3	7.8			
2/1/2024							30.1	14.2	17.3
2/5/2024		1.1							
2/7/2024			2.3						
2/8/2024	3.2								
8/15/2024				4.5	6.1	7.9			
8/16/2024									19.7
8/19/2024								14.3	

Time Series

Constituent: Chloride (mg/L) Analysis Run 10/11/2024 9:24 AM

Plant Bowen Client: Southern Company Data: Bowen AP-1

	BGWA-2 (bg)	BGWA-29 (bg)	BGWA-33 (bg)	BGWA-47D (bg)	BGWA-48D (bg)	BGWA-6	BGWC-10	BGWC-12	BGWC-14A
8/20/2024							29.8		
8/21/2024	3.4	1.2							
8/23/2024			2.9						

Time Series

Constituent: Chloride (mg/L) Analysis Run 10/11/2024 9:24 AM

Plant Bowen Client: Southern Company Data: Bowen AP-1

	BGWC-16
6/6/2016	
6/7/2016	37
8/9/2016	
8/10/2016	
8/11/2016	41
8/12/2016	
8/16/2016	
8/22/2016	
10/3/2016	
10/4/2016	
10/6/2016	
10/7/2016	44
11/29/2016	
12/1/2016	
12/5/2016	
12/6/2016	48
1/10/2017	
2/13/2017	
2/14/2017	
2/15/2017	
2/16/2017	46
4/13/2017	
4/14/2017	
4/18/2017	41
5/25/2017	
5/30/2017	38
6/2/2017	
7/7/2017	
7/10/2017	
7/12/2017	
7/13/2017	
7/14/2017	35
10/9/2017	
10/10/2017	
10/11/2017	36
6/12/2018	27.2
6/14/2018	
10/16/2018	
10/17/2018	
10/18/2018	25.2
4/1/2019	
4/2/2019	20.3
4/3/2019	
5/2/2019	
9/23/2019	
9/25/2019	
9/26/2019	28.7
9/27/2019	
2/18/2020	
2/19/2020	
2/21/2020	
3/18/2020	

Time Series

Constituent: Chloride (mg/L) Analysis Run 10/11/2024 9:24 AM

Plant Bowen Client: Southern Company Data: Bowen AP-1

	BGWC-16
3/19/2020	22
3/20/2020	
3/23/2020	
5/22/2020	
5/25/2020	
6/23/2020	
7/28/2020	
9/2/2020	
9/3/2020	
9/23/2020	
9/24/2020	28.8
9/25/2020	
10/1/2020	
11/10/2020	
12/15/2020	
1/20/2021	
3/23/2021	
3/24/2021	24
3/25/2021	
3/26/2021	
3/30/2021	
3/31/2021	
4/1/2021	
8/16/2021	
8/18/2021	19.9
8/25/2021	
2/9/2022	
2/10/2022	
2/11/2022	22.3
2/16/2022	
7/26/2022	
7/27/2022	23.1
7/28/2022	
8/3/2022	
1/24/2023	
1/25/2023	
1/26/2023	18.3
1/27/2023	
2/2/2023	
8/15/2023	
8/16/2023	
8/17/2023	18.2
8/21/2023	
8/23/2023	
1/31/2024	
2/1/2024	18.5
2/5/2024	
2/7/2024	
2/8/2024	
8/15/2024	
8/16/2024	
8/19/2024	16.3

Time Series

Constituent: Chloride (mg/L) Analysis Run 10/11/2024 9:24 AM

Plant Bowen Client: Southern Company Data: Bowen AP-1

	BGWC-16
8/20/2024	
8/21/2024	
8/23/2024	

Time Series

Constituent: Chloride (mg/L) Analysis Run 10/11/2024 9:24 AM

Plant Bowen Client: Southern Company Data: Bowen AP-1

	BGWC-17	BGWC-18	BGWC-19	BGWC-20	BGWC-21	BGWC-22	BGWC-23	BGWC-24	BGWC-25
6/7/2016	26								
6/8/2016		48	23	130	7.1	440			6.4
6/9/2016							480	1900	
8/11/2016	34								
8/12/2016		27	26	130					
8/15/2016									4.3
8/18/2016					6.9	500	400	1600	
10/7/2016	38	72	41						
10/10/2016				140	7.1	480	390	1400	3.5
12/6/2016	45	73							
12/7/2016			23	130			450	970	
12/8/2016					6.3	540			2.8
1/23/2017									
2/7/2017									
2/16/2017	40	19	31						
2/17/2017				140	5.6	570			
2/20/2017							470	1900	4.2
3/27/2017									
4/17/2017									
4/19/2017	38	13	30	140	5		420	1900	
4/20/2017						740			4.1
5/22/2017									
5/30/2017	41								
6/1/2017		8	13	130	4.9				4.4
6/5/2017						530	450	1900	
7/11/2017									
7/14/2017	36	11	19						
7/17/2017							470	2100	5
7/18/2017				140	4.2				
7/19/2017						540			
8/23/2017									
10/10/2017									
10/11/2017	45	24	19	130			510	1600	4.1
10/12/2017					4.8	700			
6/13/2018				150			598	1880	
6/14/2018	33.3	7.3			3.3	725			3.4
6/15/2018			9.3						
10/17/2018	41.8								
10/18/2018		10.9							
10/19/2018			15.3		4.1				
10/22/2018				149		827	639	2050	3.9
4/2/2019	18.7	4.5							
4/3/2019			9.7	144	5	856	679	1890	
4/4/2019									3.8
5/2/2019						999			
9/26/2019	47.1	60.5	26	128					
9/27/2019						996	918		
9/30/2019					4.7			2040	5.2
2/25/2020						547			
2/26/2020									
3/19/2020	21.9								
3/20/2020		5.3	6.6		4.2	665			

Time Series

Constituent: Chloride (mg/L) Analysis Run 10/11/2024 9:24 AM

Plant Bowen Client: Southern Company Data: Bowen AP-1

	BGWC-17	BGWC-18	BGWC-19	BGWC-20	BGWC-21	BGWC-22	BGWC-23	BGWC-24	BGWC-25
3/23/2020				125			788		
3/24/2020									3.6
3/25/2020								1670	
9/24/2020	50.1	30.3			4	1050	988		
9/25/2020								1640	
9/28/2020			8.6	152					5.6
3/24/2021	35.6	6.1							
3/25/2021									
3/26/2021			5.8				928	1240	5.7
3/29/2021				131	5	886			
7/19/2021						579	570	575	
7/20/2021									
8/19/2021	38.2	10.4							5.1
8/20/2021			4.4	144	4.4				
8/23/2021						879	898	1250	
11/1/2021						744	688	661	
2/11/2022	38.5								
2/14/2022							925		
2/15/2022						789		1120	
2/16/2022		7.7	6.7	141	4				5.7
7/27/2022	43.2	14.9	7.8	169					6.2
7/28/2022					4.7				
8/1/2022							794		
8/2/2022						828		17.1	
10/21/2022								836 (R)	
1/26/2023	34	5.9							
1/27/2023			3.1		6.1				5.4
1/30/2023				156					
2/1/2023								789	
2/2/2023							737		
2/7/2023						803			
8/17/2023	39.5	12.6							11.4
8/18/2023			5.9	145					
8/21/2023									
8/22/2023						1020			
8/23/2023					5		439		
8/25/2023								641	
1/30/2024								533	
2/1/2024	41.8								
2/2/2024		5.3	3.5						
2/5/2024				140	5.2				17.6
2/6/2024									
2/8/2024						679	493		
8/19/2024	41.7	7	<1						
8/20/2024				135					34
8/21/2024						815		352	
8/22/2024					5.2		482		

Time Series

Constituent: Chloride (mg/L) Analysis Run 10/11/2024 9:24 AM

Plant Bowen Client: Southern Company Data: Bowen AP-1

	BGWC-30
6/7/2016	
6/8/2016	
6/9/2016	
8/11/2016	
8/12/2016	
8/15/2016	
8/18/2016	
10/7/2016	
10/10/2016	
12/6/2016	
12/7/2016	
12/8/2016	
1/23/2017	780
2/7/2017	780
2/16/2017	
2/17/2017	
2/20/2017	
3/27/2017	790
4/17/2017	770
4/19/2017	
4/20/2017	
5/22/2017	890
5/30/2017	
6/1/2017	
6/5/2017	870
7/11/2017	840
7/14/2017	
7/17/2017	
7/18/2017	
7/19/2017	
8/23/2017	800
10/10/2017	730
10/11/2017	
10/12/2017	
6/13/2018	
6/14/2018	
6/15/2018	390
10/17/2018	
10/18/2018	
10/19/2018	
10/22/2018	400
4/2/2019	333
4/3/2019	
4/4/2019	
5/2/2019	
9/26/2019	
9/27/2019	143
9/30/2019	
2/25/2020	
2/26/2020	100
3/19/2020	
3/20/2020	

Time Series

Constituent: Chloride (mg/L) Analysis Run 10/11/2024 9:24 AM

Plant Bowen Client: Southern Company Data: Bowen AP-1

	BGWC-30
3/23/2020	117
3/24/2020	
3/25/2020	
9/24/2020	
9/25/2020	127
9/28/2020	
3/24/2021	
3/25/2021	85.5
3/26/2021	
3/29/2021	
7/19/2021	
7/20/2021	95.3
8/19/2021	117
8/20/2021	
8/23/2021	
11/1/2021	133
2/11/2022	
2/14/2022	146
2/15/2022	
2/16/2022	
7/27/2022	
7/28/2022	
8/1/2022	114
8/2/2022	
10/21/2022	
1/26/2023	
1/27/2023	
1/30/2023	
2/1/2023	154
2/2/2023	
2/7/2023	
8/17/2023	
8/18/2023	
8/21/2023	97.6
8/22/2023	
8/23/2023	
8/25/2023	
1/30/2024	
2/1/2024	
2/2/2024	
2/5/2024	
2/6/2024	123
2/8/2024	
8/19/2024	
8/20/2024	
8/21/2024	
8/22/2024	72.4

Time Series

Constituent: Chloride (mg/L) Analysis Run 10/11/2024 9:24 AM

Plant Bowen Client: Southern Company Data: Bowen AP-1

	BGWC-31	BGWC-32	BGWC-34D	BGWC-35D	BGWC-36D	BGWC-37D	BGWC-38D	BGWC-39	BGWC-40
10/17/2018					492				
10/18/2018	51.2								
10/19/2018			28						
10/22/2018		274		573					
4/2/2019					378				
4/4/2019	32.7		28.4	605					
4/5/2019		270							
5/3/2019		257							
9/24/2019	38		32.2						
9/26/2019		358		500					
9/27/2019					357				
11/15/2019		455							
12/13/2019								703	
12/16/2019									254
2/25/2020				441		160			
2/26/2020					185				
2/27/2020							386		
3/23/2020	28.4				187				
3/24/2020		203	28.4			127	445	155	
3/25/2020				291					219
5/4/2020									
9/2/2020							309		
9/25/2020		449		435		105			
9/28/2020	34.5		36.6		277				
9/29/2020								792	218
3/25/2021					248				
3/26/2021				696		87.7			
3/29/2021	9.4						227		
3/30/2021		355	37.2						175
3/31/2021								337	
8/19/2021							155		
8/20/2021	34.9			545		92.3			
8/23/2021					268				
8/24/2021			40.1					521	156
8/25/2021		274							
11/1/2021							206		
2/14/2022					241		237		
2/15/2022									
2/16/2022	30.9	262	39.2					409	150
2/17/2022				627		105			
7/28/2022	32.9		44.9	666		138			149
7/29/2022		292			283				
8/2/2022							244	560	
1/27/2023	30								
1/30/2023			45.7	851		152			
1/31/2023		298							123
2/1/2023					240				
2/2/2023								224	
2/7/2023							93.7		
8/18/2023	30.3	193	43.1						94.2
8/21/2023					225		153		
8/23/2023								551	

Time Series

Constituent: Chloride (mg/L) Analysis Run 10/11/2024 9:24 AM

Plant Bowen Client: Southern Company Data: Bowen AP-1

	BGWC-31	BGWC-32	BGWC-34D	BGWC-35D	BGWC-36D	BGWC-37D	BGWC-38D	BGWC-39	BGWC-40
8/24/2023				740		157			
1/30/2024					240				
2/2/2024	28.9								
2/5/2024			46.2						
2/6/2024							317		
2/7/2024				868		143			97.3
2/8/2024		196						284	
8/19/2024	29.2								
8/20/2024			49.8		208				80.3
8/21/2024		172							
8/22/2024				731		141	281	569	

Time Series

Constituent: Chloride (mg/L) Analysis Run 10/11/2024 9:24 AM

Plant Bowen Client: Southern Company Data: Bowen AP-1

	BGWC-41D
10/17/2018	
10/18/2018	
10/19/2018	
10/22/2018	
4/2/2019	
4/4/2019	
4/5/2019	
5/3/2019	
9/24/2019	
9/26/2019	
9/27/2019	
11/15/2019	
12/13/2019	
12/16/2019	
2/25/2020	
2/26/2020	
2/27/2020	
3/23/2020	
3/24/2020	
3/25/2020	
5/4/2020	218
9/2/2020	210
9/25/2020	
9/28/2020	
9/29/2020	
3/25/2021	
3/26/2021	
3/29/2021	
3/30/2021	
3/31/2021	261
8/19/2021	
8/20/2021	
8/23/2021	
8/24/2021	262
8/25/2021	
11/1/2021	
2/14/2022	
2/15/2022	296
2/16/2022	
2/17/2022	
7/28/2022	
7/29/2022	381
8/2/2022	
1/27/2023	
1/30/2023	
1/31/2023	
2/1/2023	393
2/2/2023	
2/7/2023	
8/18/2023	
8/21/2023	
8/23/2023	353

Time Series

Constituent: Chloride (mg/L) Analysis Run 10/11/2024 9:24 AM

Plant Bowen Client: Southern Company Data: Bowen AP-1

	BGWC-41D
8/24/2023	
1/30/2024	
2/2/2024	
2/5/2024	
2/6/2024	
2/7/2024	406
2/8/2024	
8/19/2024	
8/20/2024	
8/21/2024	395
8/22/2024	

Time Series

Constituent: Chloride (mg/L) Analysis Run 10/11/2024 9:24 AM

Plant Bowen Client: Southern Company Data: Bowen AP-1

	BGWC-42D	BGWC-43D	BGWC-44D	BGWC-49D	BGWC-50D	BGWC-51	BGWC-52	BGWC-7	BGWC-8
6/6/2016									
6/7/2016									2
6/8/2016								11	
8/10/2016									2.1
8/11/2016								11	
10/4/2016									2.3
10/5/2016									
10/6/2016								11	
12/2/2016									2.1
12/5/2016									
12/6/2016								11	
2/14/2017									2
2/15/2017								12	
4/14/2017									1.7
4/17/2017									
4/18/2017								12	
5/26/2017									1.6
6/2/2017								11	
7/10/2017									1.5
7/11/2017									
7/14/2017								11	
10/10/2017									1.9
10/11/2017								12	
6/12/2018									2.3
6/13/2018								10.8	
10/16/2018									2.6
10/17/2018									
10/18/2018								11.7	
4/1/2019									1.8
4/2/2019								9.4	
9/24/2019								8	1.5
3/18/2020									1.5
3/19/2020								8.4	
5/4/2020		535	12.7						
5/11/2020	84.6								
5/20/2020	73.4	550							
9/3/2020	115	564	18.6						
9/23/2020									1.5
9/24/2020									
9/25/2020								13.1	
1/28/2021						835	484		
2/23/2021						845	489		
3/24/2021									1.5
3/29/2021		443							
3/30/2021						772	472	8.8	
3/31/2021			21.9						
4/1/2021	98.2								
4/19/2021				419	25.6				
7/20/2021		384							
8/18/2021			12.8		10				1.7
8/19/2021								7.6	
8/20/2021	131								

Time Series

Constituent: Chloride (mg/L) Analysis Run 10/11/2024 9:24 AM

Plant Bowen Client: Southern Company Data: Bowen AP-1

	BGWC-42D	BGWC-43D	BGWC-44D	BGWC-49D	BGWC-50D	BGWC-51	BGWC-52	BGWC-7	BGWC-8
8/23/2021		478				756	384		
8/24/2021				433					
2/9/2022			17		15.3				
2/10/2022									1.6
2/11/2022								8	
2/14/2022						128	46.8		
2/15/2022		496							
2/17/2022	126			410					
7/26/2022			14.7		18.2				1.6
7/28/2022	117						33.9	8.9	
8/1/2022		487		415		95.4			
1/25/2023			13.5		27.6				
1/26/2023								7.5	1.7
1/30/2023	122								
1/31/2023						85.6	41.5		
2/1/2023				468					
2/7/2023		226							
8/15/2023			9.3		23.8				
8/16/2023									1.7
8/17/2023								8	
8/21/2023						108			
8/22/2023				421			64.6		
8/23/2023		396							
8/24/2023	90.6								
1/30/2024		446							
1/31/2024			9.9		25.6				
2/1/2024									1.5
2/2/2024								6.5	
2/5/2024						42.6	34		
2/6/2024				442					
2/7/2024	80.7								
8/15/2024			9.7						
8/16/2024					11.6			6.7	1.6
8/19/2024									
8/20/2024	84.9					41.9	15.4		
8/21/2024		394 (M1)		412					

Time Series

Constituent: Chloride (mg/L) Analysis Run 10/11/2024 9:24 AM

Plant Bowen Client: Southern Company Data: Bowen AP-1

	BGWC-9
6/6/2016	27
6/7/2016	
6/8/2016	
8/10/2016	
8/11/2016	30
10/4/2016	
10/5/2016	36
10/6/2016	
12/2/2016	
12/5/2016	40
12/6/2016	
2/14/2017	
2/15/2017	38
4/14/2017	
4/17/2017	35
4/18/2017	
5/26/2017	35
6/2/2017	
7/10/2017	
7/11/2017	33
7/14/2017	
10/10/2017	35
10/11/2017	
6/12/2018	21.3
6/13/2018	
10/16/2018	
10/17/2018	29.4
10/18/2018	
4/1/2019	13.4
4/2/2019	
9/24/2019	13.2
3/18/2020	
3/19/2020	7.3
5/4/2020	
5/11/2020	
5/20/2020	
9/3/2020	
9/23/2020	
9/24/2020	9.2
9/25/2020	
1/28/2021	
2/23/2021	
3/24/2021	8
3/29/2021	
3/30/2021	
3/31/2021	
4/1/2021	
4/19/2021	
7/20/2021	
8/18/2021	8.5
8/19/2021	
8/20/2021	

Time Series

Constituent: Chloride (mg/L) Analysis Run 10/11/2024 9:24 AM

Plant Bowen Client: Southern Company Data: Bowen AP-1

	BGWC-9
8/23/2021	
8/24/2021	
2/9/2022	
2/10/2022	8.9
2/11/2022	
2/14/2022	
2/15/2022	
2/17/2022	
7/26/2022	10.9
7/28/2022	
8/1/2022	
1/25/2023	
1/26/2023	7.5
1/30/2023	
1/31/2023	
2/1/2023	
2/7/2023	
8/15/2023	
8/16/2023	
8/17/2023	10.7
8/21/2023	
8/22/2023	
8/23/2023	
8/24/2023	
1/30/2024	
1/31/2024	
2/1/2024	9.3
2/2/2024	
2/5/2024	
2/6/2024	
2/7/2024	
8/15/2024	
8/16/2024	
8/19/2024	11.7
8/20/2024	
8/21/2024	

Time Series

Constituent: Chromium (mg/L) Analysis Run 10/11/2024 9:24 AM

Plant Bowen Client: Southern Company Data: Bowen AP-1

	BGWA-2 (bg)	BGWA-29 (bg)	BGWA-33 (bg)	BGWA-47D (bg)	BGWA-48D (bg)	BGWA-6	BGWC-10	BGWC-12	BGWC-14A
6/6/2016	<0.005					<0.005			
6/7/2016							<0.005	<0.005	
8/9/2016	0.0019 (J)								
8/10/2016						0.0044 (J)			
8/11/2016									
8/12/2016								<0.005	
8/16/2016							<0.005		
8/22/2016		<0.005							
10/3/2016	<0.005								
10/4/2016		0.0013 (J)				<0.005			
10/6/2016								<0.005	
10/7/2016							<0.005		
11/29/2016	<0.005								
12/1/2016		<0.005				<0.005			
12/5/2016								<0.005	
12/6/2016							<0.005		
1/10/2017		<0.005							
2/13/2017	<0.005								
2/14/2017		<0.005				<0.005			
2/15/2017								<0.005	
2/16/2017							<0.005		
4/13/2017	0.0005 (J)					<0.005			
4/14/2017		0.0005 (J)							
4/18/2017							<0.005	<0.005	
5/25/2017	<0.005	0.0004 (J)				<0.005			
5/30/2017									
6/2/2017							<0.005	0.0003 (J)	
7/7/2017	0.0008 (J)					<0.005			
7/10/2017		0.0005 (J)							
7/12/2017							<0.005		
7/13/2017								<0.005	
7/14/2017									
3/26/2018	<0.005	<0.005							
3/27/2018							<0.005		
3/28/2018								<0.005	
2/25/2019	<0.005								
2/27/2019		<0.005							
2/28/2019							<0.005	<0.005	
4/1/2019	<0.005	<0.005						<0.005	
4/2/2019						<0.005	<0.005		
4/3/2019			<0.005						
9/23/2019	<0.005	0.00047 (J)				<0.005			
9/25/2019							<0.005	0.00055 (J)	
9/26/2019									
9/27/2019			<0.005						
2/18/2020	0.00048 (J)					<0.005			
2/19/2020		0.00053 (J)							
2/20/2020							<0.005		
2/21/2020			0.00051 (J)						
2/24/2020								<0.005	
3/18/2020	<0.005	0.00052 (J)							
3/19/2020						0.0015 (J)		0.0004 (J)	

ND substitution: RL or RL/2 if <15% NDs.

Time Series

Constituent: Chromium (mg/L) Analysis Run 10/11/2024 9:24 AM

Plant Bowen Client: Southern Company Data: Bowen AP-1

	BGWA-2 (bg)	BGWA-29 (bg)	BGWA-33 (bg)	BGWA-47D (bg)	BGWA-48D (bg)	BGWA-6	BGWC-10	BGWC-12	BGWC-14A
3/20/2020			0.0007 (J)						
3/23/2020							0.0011 (J)		
5/22/2020				0.00044 (J)					<0.005
5/25/2020					<0.005				
6/23/2020				0.00043 (J)	0.00042 (J)				<0.005
7/28/2020				<0.005	<0.005				<0.005
9/2/2020				<0.005					<0.005
9/3/2020					<0.005				
9/23/2020	<0.005	<0.005				<0.005			
9/24/2020							<0.005		
9/25/2020			0.00083 (J)					0.00058 (J)	
10/1/2020				0.0014 (J)	0.00056 (J)				<0.005
11/10/2020				0.00059 (J)	<0.005				<0.005
12/15/2020				0.00069	<0.005				<0.005
1/20/2021				0.00061 (J)	<0.005				<0.005
2/16/2021	<0.005	0.00071 (J)							
2/17/2021				0.00099 (J)	0.00069 (J)				
2/18/2021						<0.005	<0.005		0.026
2/19/2021			0.00077 (J)					<0.005	
3/23/2021		0.00059 (J)							
3/24/2021								0.00079 (J)	<0.005
3/25/2021				<0.005	<0.005				
3/26/2021	0.00071 (J)								
3/30/2021							<0.005		
3/31/2021						<0.005			
4/1/2021			0.00076 (J)						
8/16/2021	<0.005	<0.005		0.0022 (J)	<0.005	<0.005			
8/18/2021							<0.005	<0.005	<0.005
8/25/2021			<0.005						
2/9/2022	<0.005			<0.005	<0.005	<0.005			<0.005
2/10/2022		<0.005							
2/11/2022							<0.005	<0.005	
2/16/2022			<0.005						
7/26/2022	<0.005	<0.005		<0.005	<0.005	<0.005			<0.005
7/27/2022								<0.005	
7/28/2022							<0.005		
8/3/2022			<0.005						
1/24/2023	0.0011 (J)	<0.005		<0.005	<0.005				
1/25/2023						<0.005			
1/26/2023								0.0018 (J)	0.0014 (J)
1/27/2023							<0.005		
2/2/2023			<0.005						
8/15/2023				<0.005		<0.005			
8/16/2023		<0.005			<0.005			<0.005	<0.005
8/17/2023							<0.005		
8/21/2023	<0.005								
8/23/2023			<0.005						
1/31/2024				<0.005	<0.005	<0.005			
2/1/2024							<0.005	<0.005	<0.005
2/5/2024		<0.005							
2/7/2024			<0.005						
2/8/2024	<0.005								

ND substitution: RL or RL/2 if <15% NDs.

Time Series

Constituent: Chromium (mg/L) Analysis Run 10/11/2024 9:24 AM

Plant Bowen Client: Southern Company Data: Bowen AP-1

	BGWA-2 (bg)	BGWA-29 (bg)	BGWA-33 (bg)	BGWA-47D (bg)	BGWA-48D (bg)	BGWA-6	BGWC-10	BGWC-12	BGWC-14A
8/15/2024				<0.005	<0.005	<0.005			
8/16/2024									<0.005
8/19/2024								<0.005	
8/20/2024							<0.005		
8/21/2024	<0.005	<0.005							
8/23/2024			<0.005						

ND substitution: RL or RL/2 if <15% NDs.

Time Series

Constituent: Chromium (mg/L) Analysis Run 10/11/2024 9:24 AM

Plant Bowen Client: Southern Company Data: Bowen AP-1

	BGWC-16
6/6/2016	
6/7/2016	<0.005
8/9/2016	
8/10/2016	
8/11/2016	<0.005
8/12/2016	
8/16/2016	
8/22/2016	
10/3/2016	
10/4/2016	
10/6/2016	
10/7/2016	<0.005
11/29/2016	
12/1/2016	
12/5/2016	
12/6/2016	<0.005
1/10/2017	
2/13/2017	
2/14/2017	
2/15/2017	
2/16/2017	<0.005
4/13/2017	
4/14/2017	
4/18/2017	<0.005
5/25/2017	
5/30/2017	<0.005
6/2/2017	
7/7/2017	
7/10/2017	
7/12/2017	
7/13/2017	
7/14/2017	<0.005
3/26/2018	
3/27/2018	<0.005
3/28/2018	
2/25/2019	<0.005
2/27/2019	
2/28/2019	
4/1/2019	
4/2/2019	<0.005
4/3/2019	
9/23/2019	
9/25/2019	
9/26/2019	<0.005
9/27/2019	
2/18/2020	
2/19/2020	
2/20/2020	<0.005
2/21/2020	
2/24/2020	
3/18/2020	
3/19/2020	0.00071 (J)

ND substitution: RL or RL/2 if <15% NDs.

Time Series

Constituent: Chromium (mg/L) Analysis Run 10/11/2024 9:24 AM

Plant Bowen Client: Southern Company Data: Bowen AP-1

	BGWC-16
3/20/2020	
3/23/2020	
5/22/2020	
5/25/2020	
6/23/2020	
7/28/2020	
9/2/2020	
9/3/2020	
9/23/2020	
9/24/2020	<0.005
9/25/2020	
10/1/2020	
11/10/2020	
12/15/2020	
1/20/2021	
2/16/2021	
2/17/2021	
2/18/2021	0.0019 (J)
2/19/2021	
3/23/2021	
3/24/2021	<0.005
3/25/2021	
3/26/2021	
3/30/2021	
3/31/2021	
4/1/2021	
8/16/2021	
8/18/2021	<0.005
8/25/2021	
2/9/2022	
2/10/2022	
2/11/2022	<0.005
2/16/2022	
7/26/2022	
7/27/2022	<0.005
7/28/2022	
8/3/2022	
1/24/2023	
1/25/2023	
1/26/2023	<0.005
1/27/2023	
2/2/2023	
8/15/2023	
8/16/2023	
8/17/2023	<0.005
8/21/2023	
8/23/2023	
1/31/2024	
2/1/2024	<0.005
2/5/2024	
2/7/2024	
2/8/2024	

ND substitution: RL or RL/2 if <15% NDs.

Time Series

Constituent: Chromium (mg/L) Analysis Run 10/11/2024 9:24 AM

Plant Bowen Client: Southern Company Data: Bowen AP-1

	BGWC-16
8/15/2024	
8/16/2024	
8/19/2024	<0.005
8/20/2024	
8/21/2024	
8/23/2024	

ND substitution: RL or RL/2 if <15% NDs.

Time Series

Constituent: Chromium (mg/L) Analysis Run 10/11/2024 9:24 AM

Plant Bowen Client: Southern Company Data: Bowen AP-1

	BGWC-17	BGWC-18	BGWC-19	BGWC-20	BGWC-21	BGWC-22	BGWC-23	BGWC-24	BGWC-25
6/7/2016	<0.005								
6/8/2016		<0.005	<0.005	<0.005	<0.005	<0.005			<0.005
6/9/2016							<0.005	<0.005	
8/11/2016	<0.005								
8/12/2016		<0.005	<0.005	<0.005					
8/15/2016									<0.005
8/18/2016					<0.005	<0.005	<0.005	<0.005	
10/7/2016	<0.005	0.0011 (J)	<0.005						
10/10/2016				<0.005	<0.005	<0.005	<0.005	0.0009 (J)	<0.005
12/6/2016	<0.005	<0.005							
12/7/2016			<0.005	<0.005			0.002 (J)	<0.005	
12/8/2016					<0.005	<0.005			<0.005
1/23/2017									
2/7/2017									
2/16/2017	<0.005	<0.005	<0.005						
2/17/2017				<0.005	<0.005	<0.005			
2/20/2017							<0.005	<0.005	<0.005
3/27/2017									
4/17/2017									
4/19/2017	<0.005	<0.005	<0.005	<0.005	<0.005		<0.005	<0.005	
4/20/2017						<0.005			<0.005
5/22/2017									
5/30/2017	<0.005								
6/1/2017		<0.005	<0.005	<0.005	<0.005				<0.005
6/5/2017						<0.005	<0.005	<0.005	
7/11/2017									
7/14/2017	<0.005	<0.005	<0.005						
7/17/2017							<0.005	<0.005	<0.005
7/18/2017				<0.005	<0.005				
7/19/2017						<0.005			
8/23/2017									
3/26/2018									
3/27/2018	<0.005	<0.005	<0.005						
3/28/2018				<0.005	<0.005				<0.005
3/29/2018						<0.005	<0.005	<0.005	
2/27/2019	<0.005	<0.005		0.0048 (J)					
3/1/2019			<0.005			<0.005	0.0033 (J)	<0.005	<0.005
4/2/2019	0.00044 (J)	<0.005							
4/3/2019			<0.005	0.00088 (J)	<0.005	<0.005	0.00057 (J)	<0.005	
4/4/2019									<0.005
9/26/2019	<0.005	<0.005	<0.005	0.0022 (J)					
9/27/2019						<0.005	<0.005		
9/30/2019					<0.005			<0.005	0.0021 (J)
2/24/2020	<0.005	<0.005	<0.005	0.00096 (J)					
2/25/2020						<0.005	<0.005		
2/26/2020					<0.005			0.00051 (J)	<0.005
3/19/2020	0.00039 (J)								
3/20/2020		0.00046 (J)	<0.005		0.00041 (J)	<0.005			
3/23/2020				0.00091 (J)			0.00043 (J)		
3/24/2020									<0.005
3/25/2020								<0.005	
9/24/2020	<0.005	<0.005			<0.005	<0.005	<0.005		

ND substitution: RL or RL/2 if <15% NDs.

Time Series

Constituent: Chromium (mg/L) Analysis Run 10/11/2024 9:24 AM

Plant Bowen Client: Southern Company Data: Bowen AP-1

	BGWC-17	BGWC-18	BGWC-19	BGWC-20	BGWC-21	BGWC-22	BGWC-23	BGWC-24	BGWC-25
9/25/2020								0.00058 (J)	
9/28/2020			<0.005	0.0028 (J)					<0.005
2/18/2021	<0.005	<0.005	<0.005	0.00078 (J)					
2/19/2021					<0.005	<0.005	<0.005	<0.005	
2/23/2021									<0.005
3/8/2021									
3/24/2021	<0.005	0.00065 (J)							
3/25/2021									
3/26/2021			<0.005				<0.005	<0.005	<0.005
3/29/2021				0.0011 (J)	0.0025 (J)	<0.005			
8/19/2021	<0.005	<0.005							<0.005
8/20/2021			<0.005	<0.005	<0.005				
8/23/2021						<0.005	0.0015 (J)	<0.005	
2/11/2022	<0.005								
2/14/2022							<0.005		
2/15/2022						<0.005		<0.005	
2/16/2022		<0.005	<0.005	<0.005	<0.005				<0.005
7/27/2022	<0.005	<0.005	<0.005	<0.005					<0.005
7/28/2022					<0.005				
8/1/2022							<0.005		
8/2/2022						<0.005		<0.005	
10/21/2022								<0.005 (R)	
1/26/2023	<0.005	<0.005							
1/27/2023			<0.005		<0.005				<0.005
1/30/2023				<0.005					
2/1/2023								<0.005	
2/2/2023							<0.005		
2/7/2023						<0.005			
8/17/2023	<0.005	<0.005							<0.005
8/18/2023			<0.005	<0.005					
8/21/2023									
8/22/2023						<0.005			
8/23/2023					<0.005		<0.005		
8/25/2023								<0.005	
1/30/2024								<0.005	
2/1/2024	<0.005								
2/2/2024		<0.005	<0.005						
2/5/2024				<0.005	<0.005				<0.005
2/6/2024									
2/8/2024						<0.005	<0.005		
8/19/2024	<0.005	<0.005	<0.005						
8/20/2024				<0.005					<0.005
8/21/2024						<0.005		<0.005	
8/22/2024					<0.005		<0.005		

ND substitution: RL or RL/2 if <15% NDs.

Time Series

Constituent: Chromium (mg/L) Analysis Run 10/11/2024 9:24 AM

Plant Bowen Client: Southern Company Data: Bowen AP-1

	BGWC-30
6/7/2016	
6/8/2016	
6/9/2016	
8/11/2016	
8/12/2016	
8/15/2016	
8/18/2016	
10/7/2016	
10/10/2016	
12/6/2016	
12/7/2016	
12/8/2016	
1/23/2017	0.001 (J)
2/7/2017	<0.005
2/16/2017	
2/17/2017	
2/20/2017	
3/27/2017	<0.005
4/17/2017	<0.005
4/19/2017	
4/20/2017	
5/22/2017	0.0004 (J)
5/30/2017	
6/1/2017	
6/5/2017	0.0004 (J)
7/11/2017	0.0012 (J)
7/14/2017	
7/17/2017	
7/18/2017	
7/19/2017	
8/23/2017	0.0009 (J)
3/26/2018	<0.005
3/27/2018	
3/28/2018	
3/29/2018	
2/27/2019	
3/1/2019	<0.005
4/2/2019	0.00095 (J)
4/3/2019	
4/4/2019	
9/26/2019	
9/27/2019	0.00056 (J)
9/30/2019	
2/24/2020	
2/25/2020	
2/26/2020	0.00073 (J)
3/19/2020	
3/20/2020	
3/23/2020	0.00098 (J)
3/24/2020	
3/25/2020	
9/24/2020	

ND substitution: RL or RL/2 if <15% NDs.

Time Series

Constituent: Chromium (mg/L) Analysis Run 10/11/2024 9:24 AM

Plant Bowen Client: Southern Company Data: Bowen AP-1

	BGWC-30
9/25/2020	0.00087 (J)
9/28/2020	
2/18/2021	
2/19/2021	
2/23/2021	
3/8/2021	0.0011 (J)
3/24/2021	
3/25/2021	0.00082 (J)
3/26/2021	
3/29/2021	
8/19/2021	<0.005
8/20/2021	
8/23/2021	
2/11/2022	
2/14/2022	0.0014 (J)
2/15/2022	
2/16/2022	
7/27/2022	
7/28/2022	
8/1/2022	<0.005
8/2/2022	
10/21/2022	
1/26/2023	
1/27/2023	
1/30/2023	
2/1/2023	<0.005
2/2/2023	
2/7/2023	
8/17/2023	
8/18/2023	
8/21/2023	<0.005
8/22/2023	
8/23/2023	
8/25/2023	
1/30/2024	
2/1/2024	
2/2/2024	
2/5/2024	
2/6/2024	<0.005
2/8/2024	
8/19/2024	
8/20/2024	
8/21/2024	
8/22/2024	<0.005

Time Series

Constituent: Chromium (mg/L) Analysis Run 10/11/2024 9:24 AM

Plant Bowen Client: Southern Company Data: Bowen AP-1

	BGWC-31	BGWC-32	BGWC-34D	BGWC-35D	BGWC-36D	BGWC-37D	BGWC-38D	BGWC-39	BGWC-40
4/2/2019					0.001 (J)				
4/4/2019	<0.005		<0.005	0.0011 (J)					
4/5/2019		<0.005							
9/24/2019	0.00064 (J)		<0.005						
9/26/2019		0.00062 (J)		0.00067 (J)					
9/27/2019					0.0006 (J)				
2/25/2020				<0.005		<0.005			
2/26/2020	<0.005				<0.005				
2/27/2020		0.00072 (J)	<0.005				0.0031 (J)	<0.005	
2/28/2020									0.00043 (J)
3/23/2020	0.0011 (J)				<0.005				
3/24/2020		0.0012 (J)	<0.005			0.00068 (J)	0.00042 (J)	0.001 (J)	
3/25/2020				<0.005					0.00058 (J)
9/2/2020							<0.005		
9/25/2020		0.00057 (J)		0.00072 (J)		0.00068 (J)			
9/28/2020	0.00056 (J)		<0.005		<0.005				
9/29/2020								<0.005	0.00082 (J)
2/19/2021			<0.005						
2/22/2021	<0.005			<0.005		<0.005		<0.005	<0.005
2/23/2021		<0.005							
3/8/2021					0.00057 (J)				
3/9/2021							<0.005		
3/25/2021					0.00057 (J)				
3/26/2021				<0.005		<0.005			
3/29/2021	<0.005						<0.005		
3/30/2021		<0.005	<0.005						0.00081 (J)
3/31/2021								<0.005	
8/19/2021							<0.005		
8/20/2021	<0.005			<0.005		<0.005			
8/23/2021					<0.005				
8/24/2021			<0.005					<0.005	<0.005
8/25/2021		0.0043 (J)							
2/14/2022					<0.005		<0.005		
2/15/2022									
2/16/2022	<0.005	<0.005	<0.005					<0.005	0.0011 (J)
2/17/2022				<0.005		<0.005			
7/28/2022	<0.005		<0.005	<0.005		<0.005			<0.005
7/29/2022		<0.005			<0.005				
8/2/2022							<0.005	<0.005	
1/27/2023	<0.005								
1/30/2023			<0.005	<0.005		<0.005			
1/31/2023		<0.005							0.005 (J)
2/1/2023					<0.005				
2/2/2023								<0.005	
2/7/2023							<0.005		
8/18/2023	<0.005	<0.005	<0.005						<0.005
8/21/2023					<0.005		<0.005		
8/23/2023								<0.005	
8/24/2023				<0.005		<0.005			
1/30/2024					<0.005				
2/2/2024	<0.005								
2/5/2024			<0.005						

ND substitution: RL or RL/2 if <15% NDs.

Time Series

Constituent: Chromium (mg/L) Analysis Run 10/11/2024 9:24 AM

Plant Bowen Client: Southern Company Data: Bowen AP-1

	BGWC-31	BGWC-32	BGWC-34D	BGWC-35D	BGWC-36D	BGWC-37D	BGWC-38D	BGWC-39	BGWC-40
2/6/2024							<0.005		
2/7/2024				<0.005		<0.005			<0.005
2/8/2024		<0.005						<0.005	
8/19/2024	<0.005								
8/20/2024			<0.005		<0.005				<0.005
8/21/2024		<0.005							
8/22/2024				<0.005		<0.005	<0.005	<0.005	

ND substitution: RL or RL/2 if <15% NDs.

Time Series

Constituent: Chromium (mg/L) Analysis Run 10/11/2024 9:24 AM

Plant Bowen Client: Southern Company Data: Bowen AP-1

	BGWC-41D
4/2/2019	
4/4/2019	
4/5/2019	
9/24/2019	
9/26/2019	
9/27/2019	
2/25/2020	
2/26/2020	
2/27/2020	
2/28/2020	
3/23/2020	
3/24/2020	
3/25/2020	
9/2/2020	<0.005
9/25/2020	
9/28/2020	
9/29/2020	
2/19/2021	
2/22/2021	<0.005
2/23/2021	
3/8/2021	
3/9/2021	
3/25/2021	
3/26/2021	
3/29/2021	
3/30/2021	
3/31/2021	0.00068 (J)
8/19/2021	
8/20/2021	
8/23/2021	
8/24/2021	<0.005
8/25/2021	
2/14/2022	
2/15/2022	<0.005
2/16/2022	
2/17/2022	
7/28/2022	
7/29/2022	<0.005
8/2/2022	
1/27/2023	
1/30/2023	
1/31/2023	
2/1/2023	<0.005
2/2/2023	
2/7/2023	
8/18/2023	
8/21/2023	
8/23/2023	<0.005
8/24/2023	
1/30/2024	
2/2/2024	
2/5/2024	

ND substitution: RL or RL/2 if <15% NDs.

Time Series

Constituent: Chromium (mg/L) Analysis Run 10/11/2024 9:24 AM

Plant Bowen Client: Southern Company Data: Bowen AP-1

	BGWC-41D
2/6/2024	
2/7/2024	<0.005
2/8/2024	
8/19/2024	
8/20/2024	
8/21/2024	<0.005
8/22/2024	

ND substitution: RL or RL/2 if <15% NDs.

Time Series

Constituent: Chromium (mg/L) Analysis Run 10/11/2024 9:24 AM

Plant Bowen Client: Southern Company Data: Bowen AP-1

	BGWC-42D	BGWC-43D	BGWC-44D	BGWC-49D	BGWC-50D	BGWC-51	BGWC-52	BGWC-7	BGWC-8
6/6/2016									
6/7/2016									<0.005
6/8/2016								<0.005	
8/10/2016									0.0052 (J)
8/11/2016								<0.005	
10/4/2016									0.0015 (J)
10/5/2016									
10/6/2016								<0.005	
12/2/2016									0.0013 (J)
12/5/2016									
12/6/2016								<0.005	
2/14/2017									<0.005
2/15/2017								<0.005	
4/14/2017									0.0011 (J)
4/17/2017									
4/18/2017								<0.005	
5/26/2017									0.0008 (J)
6/2/2017								<0.005	
7/10/2017									0.0009 (J)
7/11/2017									
7/14/2017								<0.005	
3/26/2018									<0.005
3/27/2018								<0.005	
2/25/2019									<0.005
2/28/2019								<0.005	
4/1/2019									0.00091 (J)
4/2/2019								<0.005	
9/24/2019								0.00055 (J)	0.063
2/19/2020									0.0011 (J)
2/20/2020									
2/21/2020								<0.005	
3/18/2020									0.0014 (J)
3/19/2020								0.00061 (J)	
9/3/2020	<0.005	<0.005	<0.005						
9/23/2020									0.0013 (J)
9/24/2020									
9/25/2020								<0.005	
1/28/2021						<0.005	<0.005		
2/16/2021									0.001 (J)
2/17/2021									
2/18/2021			0.00093 (J)					<0.005	
2/22/2021	0.0011 (J)								
2/23/2021						0.0006 (J)	<0.005		
3/8/2021		<0.005							
3/24/2021									0.0013 (J)
3/29/2021		<0.005							
3/30/2021						<0.005	0.00061 (J)	0.00095 (J)	
3/31/2021			0.00094 (J)						
4/1/2021	0.00062 (J)								
4/19/2021				0.00071 (J)	<0.005				
8/18/2021			<0.005		<0.005				0.0012 (J)
8/19/2021								<0.005	

ND substitution: RL or RL/2 if <15% NDs.

Time Series

Constituent: Chromium (mg/L) Analysis Run 10/11/2024 9:24 AM

Plant Bowen Client: Southern Company Data: Bowen AP-1

	BGWC-42D	BGWC-43D	BGWC-44D	BGWC-49D	BGWC-50D	BGWC-51	BGWC-52	BGWC-7	BGWC-8
8/20/2021	<0.005								
8/23/2021		<0.005				<0.005	<0.005		
8/24/2021				<0.005					
2/9/2022			<0.005		<0.005				
2/10/2022									0.0014 (J)
2/11/2022								<0.005	
2/14/2022						<0.005	0.0013 (J)		
2/15/2022		0.0024 (J)							
2/17/2022	<0.005			<0.005					
7/26/2022			<0.005		<0.005				<0.005
7/28/2022	<0.005						<0.005	<0.005	
8/1/2022		<0.005		<0.005		<0.005			
1/25/2023			0.0025 (J)		<0.005				
1/26/2023								<0.005	0.0014 (J)
1/30/2023	<0.005								
1/31/2023						<0.005	0.0016 (J)		
2/1/2023				<0.005					
2/7/2023		<0.005							
8/15/2023			<0.005		<0.005				
8/16/2023									<0.005
8/17/2023								<0.005	
8/21/2023						<0.005			
8/22/2023				<0.005			<0.005		
8/23/2023		<0.005							
8/24/2023	<0.005								
1/30/2024		<0.005							
1/31/2024			<0.005		<0.005				
2/1/2024									<0.005
2/2/2024								<0.005	
2/5/2024						<0.005	<0.005		
2/6/2024				<0.005					
2/7/2024	<0.005								
8/15/2024			<0.005						
8/16/2024					<0.005			<0.005	<0.005
8/19/2024									
8/20/2024	<0.005					<0.005	<0.005		
8/21/2024		<0.005		<0.005					

ND substitution: RL or RL/2 if <15% NDs.

Time Series

Constituent: Chromium (mg/L) Analysis Run 10/11/2024 9:24 AM

Plant Bowen Client: Southern Company Data: Bowen AP-1

	BGWC-9
6/6/2016	<0.005
6/7/2016	
6/8/2016	
8/10/2016	
8/11/2016	<0.005
10/4/2016	
10/5/2016	0.002 (J)
10/6/2016	
12/2/2016	
12/5/2016	<0.005
12/6/2016	
2/14/2017	
2/15/2017	<0.005
4/14/2017	
4/17/2017	<0.005
4/18/2017	
5/26/2017	<0.005
6/2/2017	
7/10/2017	
7/11/2017	<0.005
7/14/2017	
3/26/2018	
3/27/2018	<0.005
2/25/2019	
2/28/2019	
4/1/2019	<0.005
4/2/2019	
9/24/2019	<0.005
2/19/2020	
2/20/2020	<0.005
2/21/2020	
3/18/2020	
3/19/2020	<0.005
9/3/2020	
9/23/2020	
9/24/2020	<0.005
9/25/2020	
1/28/2021	
2/16/2021	
2/17/2021	<0.005
2/18/2021	
2/22/2021	
2/23/2021	
3/8/2021	
3/24/2021	<0.005
3/29/2021	
3/30/2021	
3/31/2021	
4/1/2021	
4/19/2021	
8/18/2021	<0.005
8/19/2021	

Time Series

Constituent: Chromium (mg/L) Analysis Run 10/11/2024 9:24 AM

Plant Bowen Client: Southern Company Data: Bowen AP-1

	BGWC-9
8/20/2021	
8/23/2021	
8/24/2021	
2/9/2022	
2/10/2022	<0.005
2/11/2022	
2/14/2022	
2/15/2022	
2/17/2022	
7/26/2022	<0.005
7/28/2022	
8/1/2022	
1/25/2023	
1/26/2023	0.0021 (J)
1/30/2023	
1/31/2023	
2/1/2023	
2/7/2023	
8/15/2023	
8/16/2023	
8/17/2023	<0.005
8/21/2023	
8/22/2023	
8/23/2023	
8/24/2023	
1/30/2024	
1/31/2024	
2/1/2024	<0.005
2/2/2024	
2/5/2024	
2/6/2024	
2/7/2024	
8/15/2024	
8/16/2024	
8/19/2024	<0.005
8/20/2024	
8/21/2024	

ND substitution: RL or RL/2 if <15% NDs.

Time Series

Constituent: Cobalt (mg/L) Analysis Run 10/11/2024 9:24 AM

Plant Bowen Client: Southern Company Data: Bowen AP-1

	BGWA-2 (bg)	BGWA-29 (bg)	BGWA-33 (bg)	BGWA-47D (bg)	BGWA-48D (bg)	BGWA-6	BGWC-10	BGWC-12	BGWC-14A
6/6/2016	<0.005					<0.005			
6/7/2016							<0.005	<0.005	
8/9/2016	0.0005 (J)								
8/10/2016						0.0006 (J)			
8/11/2016									
8/12/2016								<0.005	
8/16/2016							<0.005		
8/22/2016		<0.005							
10/3/2016	<0.005								
10/4/2016		<0.005				<0.005			
10/6/2016								<0.005	
10/7/2016							<0.005		
11/29/2016	<0.005								
12/1/2016		<0.005				<0.005			
12/5/2016								0.0006 (J)	
12/6/2016							<0.005		
1/10/2017		<0.005							
2/13/2017	<0.005								
2/14/2017		<0.005				<0.005			
2/15/2017								<0.005	
2/16/2017							<0.005		
4/13/2017	<0.005					<0.005			
4/14/2017		<0.005							
4/18/2017							<0.005	<0.005	
5/25/2017	<0.005	<0.005				<0.005			
5/30/2017									
6/2/2017							<0.005	<0.005	
7/7/2017	<0.005					<0.005			
7/10/2017		<0.005							
7/12/2017							<0.005		
7/13/2017								0.0003 (J)	
7/14/2017									
3/26/2018	<0.005	<0.005							
3/27/2018							<0.005		
3/28/2018								<0.005	
6/12/2018	<0.005	<0.005							
6/14/2018							<0.005	<0.005	
10/16/2018	<0.005	<0.005				0.00094 (J)			
10/17/2018								<0.005	
10/18/2018							<0.005		
2/25/2019	<0.005								
2/27/2019		<0.005							
2/28/2019							<0.005	<0.005	
4/1/2019	0.00014 (J)	<0.005						0.00034 (J)	
4/2/2019						0.00016 (J)	0.00027 (J)		
4/3/2019			0.00011 (J)						
5/2/2019	<0.005								
9/23/2019	0.00047 (J)	<0.005				0.00042 (J)			
9/25/2019							0.00056 (J)	0.0004 (J)	
9/26/2019									
9/27/2019			<0.005						
2/18/2020	<0.005					0.00032 (J)			

ND substitution: RL or RL/2 if <15% NDs.

Time Series

Constituent: Cobalt (mg/L) Analysis Run 10/11/2024 9:24 AM

Plant Bowen Client: Southern Company Data: Bowen AP-1

	BGWA-2 (bg)	BGWA-29 (bg)	BGWA-33 (bg)	BGWA-47D (bg)	BGWA-48D (bg)	BGWA-6	BGWC-10	BGWC-12	BGWC-14A
2/19/2020		<0.005							
2/20/2020							<0.005		
2/21/2020			<0.005						
2/24/2020								0.00034 (J)	
3/18/2020	<0.005	<0.005							
3/19/2020						<0.005		0.00035 (J)	
3/20/2020			<0.005						
3/23/2020							0.00031 (J)		
5/22/2020				<0.005					0.00041 (J)
5/25/2020					<0.005				
6/23/2020				0.00031 (J)	<0.005				<0.005
7/28/2020				<0.005	0.00064 (J)				<0.005
9/2/2020				<0.005					0.001 (J)
9/3/2020					<0.005				
9/23/2020	<0.005	<0.005				<0.005			
9/24/2020							<0.005		
9/25/2020			<0.005					0.00049 (J)	
10/1/2020				<0.005	0.00039 (J)				0.0018 (J)
11/10/2020				<0.005	<0.005				0.0016 (J)
12/15/2020				<0.005	<0.005				0.0018
1/20/2021				<0.005	<0.005				0.0019 (J)
2/16/2021	<0.005	<0.005							
2/17/2021				<0.005	<0.005				
2/18/2021						<0.005	<0.005		0.0013 (J)
2/19/2021			<0.005					0.00066 (J)	
3/23/2021		<0.005							
3/24/2021								0.00048 (J)	<0.005
3/25/2021				<0.005	<0.005				
3/26/2021	<0.005								
3/30/2021							0.00052 (J)		
3/31/2021						0.00094 (J)			
4/1/2021			<0.005						
8/16/2021	<0.005	<0.005		<0.005	<0.005	0.00052 (J)			
8/18/2021							0.00042 (J)	0.00085 (J)	0.0034 (J)
8/25/2021			<0.005						
2/9/2022	<0.005			<0.005	<0.005	0.0005 (J)			<0.005
2/10/2022		<0.005							
2/11/2022							0.00047 (J)	0.00057 (J)	
2/16/2022			<0.005						
7/26/2022	<0.005	<0.005		<0.005	<0.005	<0.005			0.003 (J)
7/27/2022								<0.005	
7/28/2022							0.00058 (J)		
8/3/2022			<0.005						
1/24/2023	<0.005	<0.005		<0.005	<0.005				
1/25/2023						0.00074 (J)			
1/26/2023								0.00045 (J)	0.0033 (J)
1/27/2023							0.00051 (J)		
2/2/2023			0.00051 (J)						
8/15/2023				<0.005		<0.005			
8/16/2023		<0.005			<0.005			<0.005	0.0017 (J)
8/17/2023							0.00043 (J)		
8/21/2023	<0.005								

ND substitution: RL or RL/2 if <15% NDs.

Time Series

Constituent: Cobalt (mg/L) Analysis Run 10/11/2024 9:24 AM

Plant Bowen Client: Southern Company Data: Bowen AP-1

	BGWA-2 (bg)	BGWA-29 (bg)	BGWA-33 (bg)	BGWA-47D (bg)	BGWA-48D (bg)	BGWA-6	BGWC-10	BGWC-12	BGWC-14A
8/23/2023			0.00059 (J)						
1/31/2024				<0.005	<0.005	0.00054 (J)			
2/1/2024							0.0004 (J)	0.00036 (J)	0.0014 (J)
2/5/2024		<0.005							
2/7/2024			0.00095 (J)						
2/8/2024	<0.005								
8/15/2024				<0.005	<0.005	<0.005			
8/16/2024									0.0016 (J)
8/19/2024								<0.005	
8/20/2024							0.00041 (J)		
8/21/2024	<0.005	<0.005							
8/23/2024			0.00061 (J)						

Time Series

Constituent: Cobalt (mg/L) Analysis Run 10/11/2024 9:24 AM

Plant Bowen Client: Southern Company Data: Bowen AP-1

	BGWC-16
6/6/2016	
6/7/2016	0.0037
8/9/2016	
8/10/2016	
8/11/2016	0.0039 (J)
8/12/2016	
8/16/2016	
8/22/2016	
10/3/2016	
10/4/2016	
10/6/2016	
10/7/2016	0.0043 (J)
11/29/2016	
12/1/2016	
12/5/2016	
12/6/2016	0.005 (J)
1/10/2017	
2/13/2017	
2/14/2017	
2/15/2017	
2/16/2017	0.0054 (J)
4/13/2017	
4/14/2017	
4/18/2017	0.0054 (J)
5/25/2017	
5/30/2017	0.0045 (J)
6/2/2017	
7/7/2017	
7/10/2017	
7/12/2017	
7/13/2017	
7/14/2017	0.0049 (J)
3/26/2018	
3/27/2018	<0.01
3/28/2018	
6/12/2018	0.0048 (J)
6/14/2018	
10/16/2018	
10/17/2018	
10/18/2018	0.0047 (J)
2/25/2019	0.0071 (J)
2/27/2019	
2/28/2019	
4/1/2019	
4/2/2019	0.0056 (J)
4/3/2019	
5/2/2019	
9/23/2019	
9/25/2019	
9/26/2019	0.0093
9/27/2019	
2/18/2020	

Time Series

Constituent: Cobalt (mg/L) Analysis Run 10/11/2024 9:24 AM

Plant Bowen Client: Southern Company Data: Bowen AP-1

	BGWC-16
2/19/2020	
2/20/2020	0.0092
2/21/2020	
2/24/2020	
3/18/2020	
3/19/2020	0.0089
3/20/2020	
3/23/2020	
5/22/2020	
5/25/2020	
6/23/2020	
7/28/2020	
9/2/2020	
9/3/2020	
9/23/2020	
9/24/2020	0.0095
9/25/2020	
10/1/2020	
11/10/2020	
12/15/2020	
1/20/2021	
2/16/2021	
2/17/2021	
2/18/2021	0.0088
2/19/2021	
3/23/2021	
3/24/2021	0.0078
3/25/2021	
3/26/2021	
3/30/2021	
3/31/2021	
4/1/2021	
8/16/2021	
8/18/2021	0.0098
8/25/2021	
2/9/2022	
2/10/2022	
2/11/2022	0.0097
2/16/2022	
7/26/2022	
7/27/2022	0.012
7/28/2022	
8/3/2022	
1/24/2023	
1/25/2023	
1/26/2023	0.0098
1/27/2023	
2/2/2023	
8/15/2023	
8/16/2023	
8/17/2023	0.011
8/21/2023	

Time Series

Constituent: Cobalt (mg/L) Analysis Run 10/11/2024 9:24 AM

Plant Bowen Client: Southern Company Data: Bowen AP-1

	BGWC-16
8/23/2023	
1/31/2024	
2/1/2024	0.011
2/5/2024	
2/7/2024	
2/8/2024	
8/15/2024	
8/16/2024	
8/19/2024	0.011
8/20/2024	
8/21/2024	
8/23/2024	

Time Series

Constituent: Cobalt (mg/L) Analysis Run 10/11/2024 9:24 AM

Plant Bowen Client: Southern Company Data: Bowen AP-1

	BGWC-17	BGWC-18	BGWC-19	BGWC-20	BGWC-21	BGWC-22	BGWC-23	BGWC-24	BGWC-25
6/7/2016	<0.005								
6/8/2016		0.00071 (J)	<0.005	<0.005	0.00041 (J)	0.0079			<0.005
6/9/2016							<0.005	0.0026	
8/11/2016	<0.005								
8/12/2016		0.0006 (J)	<0.005	<0.005					
8/15/2016									<0.005
8/18/2016					<0.005	0.0109	<0.005	0.0021 (J)	
10/7/2016	<0.005	0.0005 (J)	<0.005						
10/10/2016				<0.005	<0.005	0.011	<0.005	0.0018 (J)	<0.005
12/6/2016	<0.005	0.0009 (J)							
12/7/2016			<0.005	0.0008 (J)			0.0015 (J)	0.0018 (J)	
12/8/2016					0.0006 (J)	0.013			0.0006 (J)
1/23/2017									
2/7/2017									
2/16/2017	<0.005	<0.005	<0.005						
2/17/2017				<0.005	<0.005	0.0122			
2/20/2017							<0.005	0.0027 (J)	<0.005
3/27/2017									
4/17/2017									
4/19/2017	<0.005	<0.005	<0.005	<0.005	<0.005		<0.005	0.0032 (J)	
4/20/2017						0.0116			<0.005
5/22/2017									
5/30/2017	<0.005								
6/1/2017		<0.005	<0.005	<0.005	<0.005				<0.005
6/5/2017						0.0112	<0.005	0.0034 (J)	
7/11/2017									
7/14/2017	<0.005	<0.005	<0.005						
7/17/2017							<0.005	0.0033 (J)	<0.005
7/18/2017				<0.005	0.0004 (J)				
7/19/2017						0.0131			
8/23/2017									
3/26/2018									
3/27/2018	<0.005	<0.005	<0.005						
3/28/2018				<0.005	<0.005				<0.005
3/29/2018						0.016	<0.005	<0.005	
6/13/2018				<0.005			<0.005	0.0039 (J)	
6/14/2018	<0.005	<0.005			<0.005	0.017			<0.005
6/15/2018			<0.005						
10/17/2018	<0.005								
10/18/2018		<0.005							
10/19/2018			<0.005		<0.005				
10/22/2018				<0.005		0.021	<0.005	0.0043 (J)	<0.005
2/27/2019	<0.005	<0.005		<0.005					
3/1/2019			<0.005			0.017	<0.005	0.0055 (J)	<0.005
4/2/2019	0.00015 (J)	0.00012 (J)							
4/3/2019			7.2E-05 (J)	0.00024 (J)	0.00064 (J)	0.019	0.00058 (J)	0.0048 (J)	
4/4/2019									0.00022 (J)
5/2/2019						0.023 (J)			
9/26/2019	<0.005	<0.005	<0.005	<0.005					
9/27/2019						0.027	0.00034 (J)		
9/30/2019					0.0004 (J)			0.0048 (J)	<0.005
2/24/2020	<0.005	<0.005	<0.005	<0.005					

ND substitution: RL or RL/2 if <15% NDs.

Time Series

Constituent: Cobalt (mg/L) Analysis Run 10/11/2024 9:24 AM

Plant Bowen Client: Southern Company Data: Bowen AP-1

	BGWC-17	BGWC-18	BGWC-19	BGWC-20	BGWC-21	BGWC-22	BGWC-23	BGWC-24	BGWC-25
2/25/2020						0.017	0.00046 (J)		
2/26/2020					0.00037 (J)			0.0045 (J)	<0.005
3/19/2020	<0.005								
3/20/2020		<0.005	<0.005		<0.005	0.02			
3/23/2020				0.00036 (J)			0.0004 (J)		
3/24/2020									<0.005
3/25/2020								0.0037 (J)	
9/24/2020	<0.005	<0.005			0.00098 (J)	0.041	<0.005		
9/25/2020								0.0038 (J)	
9/28/2020			<0.005	<0.005					<0.005
2/18/2021	<0.005	<0.005	<0.005	<0.005					
2/19/2021					0.0013 (J)	0.032	0.00044 (J)	0.0042 (J)	
2/23/2021									<0.005
3/8/2021									
3/24/2021	<0.005	<0.005							
3/25/2021									
3/26/2021			<0.005				<0.005	<0.005	<0.005
3/29/2021				<0.005	0.00069 (J)	0.029 (J)			
7/19/2021						0.039	<0.005	0.0034 (J)	
7/20/2021									
8/19/2021	<0.005	<0.005							<0.005
8/20/2021			<0.005	<0.005	0.00058 (J)				
8/23/2021						0.029	0.00047 (J)	0.0062	
11/1/2021						0.04	<0.005	0.0038 (J)	
2/11/2022	<0.005								
2/14/2022							<0.005		
2/15/2022						0.03		0.0037 (J)	
2/16/2022		<0.005	<0.005	<0.005	0.0021 (J)				<0.005
7/27/2022	<0.005	<0.005	<0.005	<0.005					<0.005
7/28/2022					0.0027 (J)				
8/1/2022							<0.005		
8/2/2022						0.034		<0.005	
10/21/2022								0.0026 (J)	
1/26/2023	<0.005	<0.005							
1/27/2023			<0.005		0.0021 (J)				<0.005
1/30/2023				<0.005					
2/1/2023								0.0024 (J)	
2/2/2023							<0.005		
2/7/2023						0.017			
8/17/2023	<0.005	<0.005							<0.005
8/18/2023			<0.005	<0.005					
8/21/2023									
8/22/2023						0.03			
8/23/2023					0.004 (J)		<0.005		
8/25/2023								0.0023 (J)	
1/30/2024								0.002 (J)	
2/1/2024	<0.005								
2/2/2024		<0.005	<0.005						
2/5/2024				0.00034 (J)	0.003 (J)				<0.005
2/6/2024									
2/8/2024						0.014	<0.005		
4/3/2024						0.012			

ND substitution: RL or RL/2 if <15% NDs.

Time Series

Constituent: Cobalt (mg/L) Analysis Run 10/11/2024 9:24 AM

Plant Bowen Client: Southern Company Data: Bowen AP-1

	BGWC-17	BGWC-18	BGWC-19	BGWC-20	BGWC-21	BGWC-22	BGWC-23	BGWC-24	BGWC-25
5/22/2024						0.017			
7/9/2024						0.017			
8/19/2024	<0.005	<0.005	0.00052 (J)						
8/20/2024				<0.005					<0.005
8/21/2024						0.017		0.0015 (J)	
8/22/2024					0.0096		0.00035 (J)		

ND substitution: RL or RL/2 if <15% NDs.

Time Series

Constituent: Cobalt (mg/L) Analysis Run 10/11/2024 9:24 AM

Plant Bowen Client: Southern Company Data: Bowen AP-1

	BGWC-30
6/7/2016	
6/8/2016	
6/9/2016	
8/11/2016	
8/12/2016	
8/15/2016	
8/18/2016	
10/7/2016	
10/10/2016	
12/6/2016	
12/7/2016	
12/8/2016	
1/23/2017	0.0012 (J)
2/7/2017	0.0008 (J)
2/16/2017	
2/17/2017	
2/20/2017	
3/27/2017	0.001 (J)
4/17/2017	0.0009 (J)
4/19/2017	
4/20/2017	
5/22/2017	0.0008 (J)
5/30/2017	
6/1/2017	
6/5/2017	0.0008 (J)
7/11/2017	0.0008 (J)
7/14/2017	
7/17/2017	
7/18/2017	
7/19/2017	
8/23/2017	0.0006 (J)
3/26/2018	<0.005
3/27/2018	
3/28/2018	
3/29/2018	
6/13/2018	
6/14/2018	
6/15/2018	<0.005
10/17/2018	
10/18/2018	
10/19/2018	
10/22/2018	<0.005
2/27/2019	
3/1/2019	<0.005
4/2/2019	0.00022 (J)
4/3/2019	
4/4/2019	
5/2/2019	
9/26/2019	
9/27/2019	<0.005
9/30/2019	
2/24/2020	

Time Series

Constituent: Cobalt (mg/L) Analysis Run 10/11/2024 9:24 AM

Plant Bowen Client: Southern Company Data: Bowen AP-1

	BGWC-30
2/25/2020	
2/26/2020	<0.005
3/19/2020	
3/20/2020	
3/23/2020	<0.005
3/24/2020	
3/25/2020	
9/24/2020	
9/25/2020	<0.005
9/28/2020	
2/18/2021	
2/19/2021	
2/23/2021	
3/8/2021	<0.005
3/24/2021	
3/25/2021	<0.005
3/26/2021	
3/29/2021	
7/19/2021	
7/20/2021	<0.005
8/19/2021	0.002 (J)
8/20/2021	
8/23/2021	
11/1/2021	<0.005
2/11/2022	
2/14/2022	<0.005
2/15/2022	
2/16/2022	
7/27/2022	
7/28/2022	
8/1/2022	<0.005
8/2/2022	
10/21/2022	
1/26/2023	
1/27/2023	
1/30/2023	
2/1/2023	<0.005
2/2/2023	
2/7/2023	
8/17/2023	
8/18/2023	
8/21/2023	<0.005
8/22/2023	
8/23/2023	
8/25/2023	
1/30/2024	
2/1/2024	
2/2/2024	
2/5/2024	
2/6/2024	<0.005
2/8/2024	
4/3/2024	

Time Series

Constituent: Cobalt (mg/L) Analysis Run 10/11/2024 9:24 AM

Plant Bowen Client: Southern Company Data: Bowen AP-1

	BGWC-30
5/22/2024	
7/9/2024	
8/19/2024	
8/20/2024	
8/21/2024	
8/22/2024	<0.005

ND substitution: RL or RL/2 if <15% NDs.

Time Series

Constituent: Cobalt (mg/L) Analysis Run 10/11/2024 9:24 AM

Plant Bowen Client: Southern Company Data: Bowen AP-1

	BGWC-31	BGWC-32	BGWC-34D	BGWC-35D	BGWC-36D	BGWC-37D	BGWC-38D	BGWC-39	BGWC-40
10/17/2018					0.00057 (J)				
10/18/2018	0.00079 (J)								
10/19/2018			0.0012 (J)						
10/22/2018		0.0037 (J)		<0.01					
4/2/2019					0.0011 (J)				
4/4/2019	0.00051 (J)		0.00042 (J)	0.0011 (J)					
4/5/2019		0.011							
5/3/2019		0.0078 (J)							
9/24/2019	0.00041 (J)		<0.005						
9/26/2019		0.01		0.0019 (J)					
9/27/2019					0.0009 (J)				
11/15/2019		0.0077							
12/13/2019								0.0033 (J)	
2/25/2020				0.0011 (J)		0.0015 (J)			
2/26/2020	0.00031 (J)				0.00058 (J)				
2/27/2020		0.00095 (J)	<0.005				0.014	0.00047 (J)	
2/28/2020									0.00049 (J)
3/23/2020	0.00036 (J)				0.00049 (J)				
3/24/2020		0.0037 (J)	0.00039 (J)			0.0019 (J)	0.0065	<0.005	
3/25/2020				0.00046 (J)					0.00056 (J)
9/2/2020							0.0043 (J)		
9/25/2020		0.0081		0.00082 (J)		0.0011 (J)			
9/28/2020	0.00046 (J)		0.00048 (J)		0.00038 (J)				
9/29/2020								0.00061 (J)	0.00044 (J)
2/19/2021			0.00057 (J)						
2/22/2021	<0.005			0.0011 (J)		0.0007 (J)		<0.005	0.0006 (J)
2/23/2021		0.0062							
3/8/2021					<0.005				
3/9/2021							0.0014 (J)		
3/25/2021					<0.005				
3/26/2021				0.0015 (J)		0.0011 (J)			
3/29/2021	<0.005						0.0015 (J)		
3/30/2021		0.0014 (J)	0.00065 (J)						0.00052 (J)
3/31/2021								<0.005	
8/19/2021							0.004 (J)		
8/20/2021	<0.005			0.0018 (J)		0.00088 (J)			
8/23/2021					<0.005				
8/24/2021			0.00085 (J)					<0.005	0.00061 (J)
8/25/2021		0.0018 (J)							
11/1/2021							0.0033 (J)		
2/14/2022					<0.005		0.0019 (J)		
2/15/2022									
2/16/2022	<0.005	<0.005	0.001 (J)					<0.005	0.00052 (J)
2/17/2022				0.0024 (J)		0.00056 (J)			
7/28/2022	<0.005		0.0012 (J)	0.0038 (J)		<0.005			0.00042 (J)
7/29/2022		0.0022 (J)			<0.005				
8/2/2022							0.0019 (J)	<0.005	
1/27/2023	<0.005								
1/30/2023			0.0014 (J)	0.0029 (J)		<0.005			
1/31/2023		0.0029 (J)							0.00046 (J)
2/1/2023					<0.005				
2/2/2023								<0.005	

ND substitution: RL or RL/2 if <15% NDs.

Time Series

Constituent: Cobalt (mg/L) Analysis Run 10/11/2024 9:24 AM

Plant Bowen Client: Southern Company Data: Bowen AP-1

	BGWC-31	BGWC-32	BGWC-34D	BGWC-35D	BGWC-36D	BGWC-37D	BGWC-38D	BGWC-39	BGWC-40
2/7/2023							0.0014 (J)		
8/18/2023	<0.005	0.001 (J)	0.0014 (J)						<0.005
8/21/2023					<0.005		0.0017 (J)		
8/23/2023								<0.005	
8/24/2023				0.0017 (J)		<0.005			
1/30/2024					<0.005				
2/2/2024	<0.005								
2/5/2024			0.0013 (J)						
2/6/2024							0.0016 (J)		
2/7/2024				0.0044 (J)		<0.005			0.00034 (J)
2/8/2024		0.0054						<0.005	
8/19/2024	<0.005								
8/20/2024			0.0012 (J)		<0.005				0.00033 (J)
8/21/2024		0.0046 (J)							
8/22/2024				0.0013 (J)		<0.005	0.001 (J)	<0.005	

ND substitution: RL or RL/2 if <15% NDs.

Time Series

Constituent: Cobalt (mg/L) Analysis Run 10/11/2024 9:24 AM

Plant Bowen Client: Southern Company Data: Bowen AP-1

	BGWC-41D
10/17/2018	
10/18/2018	
10/19/2018	
10/22/2018	
4/2/2019	
4/4/2019	
4/5/2019	
5/3/2019	
9/24/2019	
9/26/2019	
9/27/2019	
11/15/2019	
12/13/2019	
2/25/2020	
2/26/2020	
2/27/2020	
2/28/2020	
3/23/2020	
3/24/2020	
3/25/2020	
9/2/2020	0.00075 (J)
9/25/2020	
9/28/2020	
9/29/2020	
2/19/2021	
2/22/2021	0.00053 (J)
2/23/2021	
3/8/2021	
3/9/2021	
3/25/2021	
3/26/2021	
3/29/2021	
3/30/2021	
3/31/2021	<0.005
8/19/2021	
8/20/2021	
8/23/2021	
8/24/2021	0.00044 (J)
8/25/2021	
11/1/2021	
2/14/2022	
2/15/2022	<0.005
2/16/2022	
2/17/2022	
7/28/2022	
7/29/2022	0.0004 (J)
8/2/2022	
1/27/2023	
1/30/2023	
1/31/2023	
2/1/2023	0.00067 (J)
2/2/2023	

ND substitution: RL or RL/2 if <15% NDs.

Time Series

Constituent: Cobalt (mg/L) Analysis Run 10/11/2024 9:24 AM

Plant Bowen Client: Southern Company Data: Bowen AP-1

	BGWC-41D
2/7/2023	
8/18/2023	
8/21/2023	
8/23/2023	0.00049 (J)
8/24/2023	
1/30/2024	
2/2/2024	
2/5/2024	
2/6/2024	
2/7/2024	0.00044 (J)
2/8/2024	
8/19/2024	
8/20/2024	
8/21/2024	0.00044 (J)
8/22/2024	

Time Series

Constituent: Cobalt (mg/L) Analysis Run 10/11/2024 9:24 AM

Plant Bowen Client: Southern Company Data: Bowen AP-1

	BGWC-42D	BGWC-43D	BGWC-44D	BGWC-49D	BGWC-50D	BGWC-51	BGWC-52	BGWC-7	BGWC-8
6/6/2016									
6/7/2016									0.00013 (J)
6/8/2016								0.00081 (J)	
8/10/2016									0.0003 (J)
8/11/2016								0.0007 (J)	
10/4/2016									<0.005
10/5/2016									
10/6/2016								<0.005	
12/2/2016									<0.005
12/5/2016									
12/6/2016								0.0009 (J)	
2/14/2017									<0.005
2/15/2017								<0.005	
4/14/2017									<0.005
4/17/2017									
4/18/2017								0.0005 (J)	
5/26/2017									<0.005
6/2/2017								0.0006 (J)	
7/10/2017									<0.005
7/11/2017									
7/14/2017								0.0006 (J)	
3/26/2018									<0.005
3/27/2018								<0.005	
6/12/2018									<0.005
6/13/2018								0.00068 (J)	
10/16/2018									<0.005
10/17/2018									
10/18/2018								<0.005	
2/25/2019									<0.005
2/28/2019								0.00067 (J)	
4/1/2019									5.6E-05 (J)
4/2/2019								0.00094 (J)	
9/24/2019								0.00078 (J)	0.0012 (J)
2/19/2020									<0.005
2/20/2020									
2/21/2020								0.00081 (J)	
3/18/2020									<0.005
3/19/2020								0.00091 (J)	
9/3/2020	<0.005	0.002 (J)	<0.005						
9/23/2020									<0.005
9/24/2020									
9/25/2020								0.00077 (J)	
1/28/2021						<0.005	0.0048 (J)		
2/16/2021									<0.005
2/17/2021									
2/18/2021			<0.005					0.00074 (J)	
2/22/2021	<0.005								
2/23/2021						<0.005	0.0033 (J)		
3/8/2021		0.0043 (J)							
3/24/2021									<0.005
3/29/2021		0.0057							
3/30/2021						<0.005	0.0031 (J)	0.00085 (J)	

ND substitution: RL or RL/2 if <15% NDs.

Time Series

Constituent: Cobalt (mg/L) Analysis Run 10/11/2024 9:24 AM

Plant Bowen Client: Southern Company Data: Bowen AP-1

	BGWC-42D	BGWC-43D	BGWC-44D	BGWC-49D	BGWC-50D	BGWC-51	BGWC-52	BGWC-7	BGWC-8
3/31/2021			<0.005						
4/1/2021	<0.005								
4/19/2021				0.00079 (J)	0.0013 (J)				
7/20/2021		0.0057							
8/18/2021			<0.005		0.0016 (J)				<0.005
8/19/2021								0.0008 (J)	
8/20/2021	<0.005								
8/23/2021		0.0051				<0.005	0.0036 (J)		
8/24/2021				0.001 (J)					
2/9/2022			<0.005		0.00079 (J)				
2/10/2022									<0.005
2/11/2022								0.00068 (J)	
2/14/2022						<0.005	0.00044 (J)		
2/15/2022		0.0038 (J)							
2/17/2022	<0.005			0.00088 (J)					
7/26/2022			<0.005		0.00072 (J)				<0.005
7/28/2022	<0.005						0.00082 (J)	0.00074 (J)	
8/1/2022		0.0024 (J)		0.00065 (J)		<0.005			
1/25/2023			<0.005		0.00066 (J)				
1/26/2023								0.00068 (J)	<0.005
1/30/2023	<0.005								
1/31/2023						<0.005	0.0045 (J)		
2/1/2023				0.00089 (J)					
2/7/2023		0.0016 (J)							
8/15/2023			<0.005		0.0004 (J)				
8/16/2023									<0.005
8/17/2023								0.00066 (J)	
8/21/2023						<0.005			
8/22/2023				0.00093 (J)			0.0035 (J)		
8/23/2023		0.0031 (J)							
8/24/2023	<0.005								
1/30/2024		0.0024 (J)							
1/31/2024			<0.005		0.00036 (J)				
2/1/2024									<0.005
2/2/2024								0.00045 (J)	
2/5/2024						<0.005	0.00035 (J)		
2/6/2024				0.0011 (J)					
2/7/2024	<0.005								
8/15/2024			<0.005						
8/16/2024					0.00069 (J)			<0.005	<0.005
8/19/2024									
8/20/2024	<0.005					<0.005	0.00042 (J)		
8/21/2024		0.0019 (J)		0.00098 (J)					

ND substitution: RL or RL/2 if <15% NDs.

Time Series

Constituent: Cobalt (mg/L) Analysis Run 10/11/2024 9:24 AM

Plant Bowen Client: Southern Company Data: Bowen AP-1

	BGWC-9
6/6/2016	<0.005
6/7/2016	
6/8/2016	
8/10/2016	
8/11/2016	0.0003 (J)
10/4/2016	
10/5/2016	<0.005
10/6/2016	
12/2/2016	
12/5/2016	0.0006 (J)
12/6/2016	
2/14/2017	
2/15/2017	<0.005
4/14/2017	
4/17/2017	<0.005
4/18/2017	
5/26/2017	<0.005
6/2/2017	
7/10/2017	
7/11/2017	<0.005
7/14/2017	
3/26/2018	
3/27/2018	<0.005
6/12/2018	<0.005
6/13/2018	
10/16/2018	
10/17/2018	<0.005
10/18/2018	
2/25/2019	
2/28/2019	
4/1/2019	0.00024 (J)
4/2/2019	
9/24/2019	<0.005
2/19/2020	
2/20/2020	<0.005
2/21/2020	
3/18/2020	
3/19/2020	<0.005
9/3/2020	
9/23/2020	
9/24/2020	<0.005
9/25/2020	
1/28/2021	
2/16/2021	
2/17/2021	<0.005
2/18/2021	
2/22/2021	
2/23/2021	
3/8/2021	
3/24/2021	<0.005
3/29/2021	
3/30/2021	

Time Series

Constituent: Cobalt (mg/L) Analysis Run 10/11/2024 9:24 AM

Plant Bowen Client: Southern Company Data: Bowen AP-1

	BGWC-9
3/31/2021	
4/1/2021	
4/19/2021	
7/20/2021	
8/18/2021	<0.005
8/19/2021	
8/20/2021	
8/23/2021	
8/24/2021	
2/9/2022	
2/10/2022	<0.005
2/11/2022	
2/14/2022	
2/15/2022	
2/17/2022	
7/26/2022	<0.005
7/28/2022	
8/1/2022	
1/25/2023	
1/26/2023	<0.005
1/30/2023	
1/31/2023	
2/1/2023	
2/7/2023	
8/15/2023	
8/16/2023	
8/17/2023	<0.005
8/21/2023	
8/22/2023	
8/23/2023	
8/24/2023	
1/30/2024	
1/31/2024	
2/1/2024	<0.005
2/2/2024	
2/5/2024	
2/6/2024	
2/7/2024	
8/15/2024	
8/16/2024	
8/19/2024	<0.005
8/20/2024	
8/21/2024	

ND substitution: RL or RL/2 if <15% NDs.

Time Series

Constituent: Combined Radium 226 + 228 (pCi/L) Analysis Run 10/11/2024 9:24 AM

Plant Bowen Client: Southern Company Data: Bowen AP-1

	BGWA-2 (bg)	BGWA-29 (bg)	BGWA-33 (bg)	BGWA-47D (bg)	BGWA-48D (bg)	BGWA-6	BGWC-10	BGWC-12	BGWC-14A
6/6/2016	0.838					0.239 (U)			
6/7/2016							0.616	0.024 (U)	
8/9/2016	1.18								
8/10/2016						1.19			
8/11/2016									
8/12/2016								0.849	
8/16/2016							1.08		
8/22/2016		0.356 (U)							
10/3/2016	0.815 (U)								
10/4/2016		0.0834 (U)				0.231 (U)			
10/6/2016								1.57	
10/7/2016							2.82		
11/29/2016	0.887 (U)								
12/1/2016		0.208 (U)				0.428 (U)			
12/5/2016								0.956	
12/6/2016							0.719 (U)		
1/10/2017		0.024 (U)							
2/13/2017	0.869 (U)								
2/14/2017		0.105 (U)				0.36 (U)			
2/15/2017								0.229 (U)	
2/16/2017							0.966 (U)		
4/13/2017	1.21 (U)					0.387 (U)			
4/14/2017		0.803 (U)							
4/18/2017							1.01 (U)	0.0114 (U)	
5/25/2017	1.54	0.569 (U)				0.123 (U)			
5/30/2017									
6/2/2017							1.13 (U)	0.375 (U)	
7/7/2017	1.45					0.876 (U)			
7/10/2017		0.589 (U)							
7/12/2017							1.29		
7/13/2017								0.636 (U)	
7/14/2017									
3/26/2018	0.529 (U)	0.513 (U)							
3/27/2018							0.779 (U)		
3/28/2018								0.36 (U)	
6/12/2018	0.945 (U)	0.516 (U)							
6/14/2018							1.22 (U)	0.316 (U)	
10/16/2018	0.57 (U)	0.146 (U)				0.881 (U)			
10/17/2018								0.326 (U)	
10/18/2018							0.841 (U)		
2/25/2019	1.43								
2/27/2019		0.941 (U)							
2/28/2019							1.88	1.04	
4/1/2019	1.44 (U)	0.66 (U)						0.328 (U)	
4/2/2019						0.64 (U)	1.21 (U)		
4/3/2019			0.69 (U)						
9/23/2019	1.82	1.25				1.13			
9/25/2019							0.816 (U)	0.649 (U)	
9/26/2019									
10/4/2019			1.02 (U)						
2/18/2020	1.33					0.373 (U)			
2/19/2020		1.28							

Time Series

Constituent: Combined Radium 226 + 228 (pCi/L) Analysis Run 10/11/2024 9:24 AM

Plant Bowen Client: Southern Company Data: Bowen AP-1

	BGWA-2 (bg)	BGWA-29 (bg)	BGWA-33 (bg)	BGWA-47D (bg)	BGWA-48D (bg)	BGWA-6	BGWC-10	BGWC-12	BGWC-14A
2/20/2020							1.47 (U)		
2/21/2020			0.504 (U)						
2/24/2020								0.455 (U)	
3/18/2020	1.31 (U)	1.2 (U)							
3/19/2020						0.431 (U)		0.838 (U)	
3/20/2020			0.6 (U)						
3/23/2020							1.69		
5/22/2020				1.21 (U)					1.82
5/25/2020					1.21 (U)				
6/23/2020				0.955 (U)	1.44				1.05 (U)
7/28/2020				1.59	0.592 (U)				1.71
9/2/2020				0.59 (U)					0.0158 (U)
9/3/2020					1.06 (U)				
9/23/2020	1.43	0.53 (U)				0.293 (U)			
9/24/2020							1.19 (U)		
9/25/2020								0.818 (U)	
9/28/2020			0.963 (U)						
10/1/2020				0.754 (U)	0.597 (U)				1.19 (U)
11/10/2020				0.403 (U)	0.188 (U)				0.675 (U)
12/15/2020				0.263 (U)	0.464 (U)				1.26
1/20/2021				0.669 (U)	1.33 (U)				0.701 (U)
2/16/2021	0.938 (U)	0.344 (U)							
2/17/2021				0.537 (U)	1.1 (U)				
2/18/2021						0.232 (U)	1.52		1
2/19/2021			1.11					0.608 (U)	
3/23/2021		0.322 (U)							
3/24/2021								0.369 (U)	1.1 (U)
3/25/2021				1.15 (U)	1.08 (U)				
3/26/2021	1.03 (U)								
3/30/2021							1.51 (U)		
3/31/2021						0.301 (U)			
4/1/2021			0.58 (U)						
8/16/2021	0.684 (U)	0.539 (U)		0.536 (U)	0.0949 (U)	0.813 (U)			
8/18/2021							1.26	0.19 (U)	0.721 (U)
8/25/2021			0.377 (U)						
2/9/2022	0.264 (U)			0.539 (U)	0.504 (U)	0.296 (U)			0.355 (U)
2/10/2022		0.181 (U)							
2/11/2022							1.01 (U)	0.288 (U)	
2/16/2022			0.54 (U)						
7/26/2022	1.53	0.634 (U)		1.51	1.27 (U)	1.15 (U)			0.659 (U)
7/27/2022								0.705 (U)	
7/28/2022							1.18 (U)		
1/24/2023	1.52	0.711 (U)		0.955 (U)	0.589 (U)				
1/25/2023						0.723			
1/26/2023								0.664 (U)	1.31
1/27/2023							1.82		
2/2/2023			1.21						
8/15/2023				0.758 (U)		0.409 (U)			
8/16/2023		0.252 (U)			0.578 (U)			0.621 (U)	0.263 (U)
8/17/2023							0.942 (U)		
8/21/2023	0.561 (U)								
8/23/2023			1.19						

Time Series

Constituent: Combined Radium 226 + 228 (pCi/L) Analysis Run 10/11/2024 9:24 AM

Plant Bowen Client: Southern Company Data: Bowen AP-1

	BGWA-2 (bg)	BGWA-29 (bg)	BGWA-33 (bg)	BGWA-47D (bg)	BGWA-48D (bg)	BGWA-6	BGWC-10	BGWC-12	BGWC-14A
1/31/2024				1.44	0.437 (U)	0.536 (U)			
2/1/2024							1.03 (U)	0.281 (U)	0.433 (U)
2/5/2024		0.371 (U)							
2/7/2024			1.62						
2/8/2024	0.437 (U)								
8/15/2024				0.864 (U)	0.697 (U)	0.379 (U)			
8/16/2024									0.673 (U)
8/19/2024								0.824 (U)	
8/20/2024							0.882 (U)		
8/21/2024	0.699 (U)	0.723 (U)							

Time Series

Constituent: Combined Radium 226 + 228 (pCi/L) Analysis Run 10/11/2024 9:24 AM

Plant Bowen Client: Southern Company Data: Bowen AP-1

	BGWC-16
6/6/2016	
6/7/2016	0.284 (U)
8/9/2016	
8/10/2016	
8/11/2016	1.71
8/12/2016	
8/16/2016	
8/22/2016	
10/3/2016	
10/4/2016	
10/6/2016	
10/7/2016	0.485 (U)
11/29/2016	
12/1/2016	
12/5/2016	
12/6/2016	1.22
1/10/2017	
2/13/2017	
2/14/2017	
2/15/2017	
2/16/2017	0.19 (U)
4/13/2017	
4/14/2017	
4/18/2017	0.52 (U)
5/25/2017	
5/30/2017	1.21 (U)
6/2/2017	
7/7/2017	
7/10/2017	
7/12/2017	
7/13/2017	
7/14/2017	0.526 (U)
3/26/2018	
3/27/2018	1.34
3/28/2018	
6/12/2018	0.732 (U)
6/14/2018	
10/16/2018	
10/17/2018	
10/18/2018	0.522 (U)
2/25/2019	1.08
2/27/2019	
2/28/2019	
4/1/2019	
4/2/2019	1.73
4/3/2019	
9/23/2019	
9/25/2019	
9/26/2019	1.45
10/4/2019	
2/18/2020	
2/19/2020	

Time Series

Constituent: Combined Radium 226 + 228 (pCi/L) Analysis Run 10/11/2024 9:24 AM

Plant Bowen Client: Southern Company Data: Bowen AP-1

	BGWC-16
2/20/2020	1.22 (U)
2/21/2020	
2/24/2020	
3/18/2020	
3/19/2020	1.63
3/20/2020	
3/23/2020	
5/22/2020	
5/25/2020	
6/23/2020	
7/28/2020	
9/2/2020	
9/3/2020	
9/23/2020	
9/24/2020	0.469 (U)
9/25/2020	
9/28/2020	
10/1/2020	
11/10/2020	
12/15/2020	
1/20/2021	
2/16/2021	
2/17/2021	
2/18/2021	0.721 (U)
2/19/2021	
3/23/2021	
3/24/2021	0.92 (U)
3/25/2021	
3/26/2021	
3/30/2021	
3/31/2021	
4/1/2021	
8/16/2021	
8/18/2021	1.05
8/25/2021	
2/9/2022	
2/10/2022	
2/11/2022	1.03
2/16/2022	
7/26/2022	
7/27/2022	0.917 (U)
7/28/2022	
1/24/2023	
1/25/2023	
1/26/2023	1.21 (U)
1/27/2023	
2/2/2023	
8/15/2023	
8/16/2023	
8/17/2023	1.21 (U)
8/21/2023	
8/23/2023	

Time Series

Constituent: Combined Radium 226 + 228 (pCi/L) Analysis Run 10/11/2024 9:24 AM

Plant Bowen Client: Southern Company Data: Bowen AP-1

	BGWC-16
1/31/2024	
2/1/2024	1.34
2/5/2024	
2/7/2024	
2/8/2024	
8/15/2024	
8/16/2024	
8/19/2024	0.705 (U)
8/20/2024	
8/21/2024	

Time Series

Constituent: Combined Radium 226 + 228 (pCi/L) Analysis Run 10/11/2024 9:24 AM

Plant Bowen Client: Southern Company Data: Bowen AP-1

	BGWC-17	BGWC-18	BGWC-19	BGWC-20	BGWC-21	BGWC-22	BGWC-23	BGWC-24	BGWC-25
6/7/2016	0.135 (U)								
6/8/2016		0.406	0.264 (U)	0.863 (U)	0.573	1.53			0.314 (U)
6/9/2016							0.704	2.13	
8/11/2016	0.808								
8/12/2016		1.39	1.18	1.74					
8/15/2016									1.2
8/18/2016					0.44 (U)	2.47	1.88	2.67	
10/7/2016	0.874 (U)	0.451 (U)	1.97						
10/10/2016				0.944 (U)	0.933 (U)	2.11	1.48	3.46	1.03 (U)
12/6/2016	0.131 (U)	0.516 (U)							
12/7/2016			1.31 (U)	2.29			2.61	1.65	
12/8/2016					1.02 (U)	2.64			1.47 (U)
1/23/2017									
2/7/2017									
2/16/2017	0.471 (U)	0.172 (U)	0.35 (U)						
2/17/2017				1.35 (U)	0.193 (U)	1.34			
2/20/2017							0.884 (U)	2.68	0.547 (U)
4/17/2017									
4/19/2017	0.65 (U)	0.704 (U)	0.974 (U)	1.48	0.488 (U)		0.948 (U)	3.81	
4/20/2017						2.35			0.0595 (U)
5/22/2017									
5/30/2017	0.65 (U)								
6/1/2017		0.493 (U)	0.332 (U)	1.61	0.837 (U)				0.67 (U)
6/5/2017						1.6	1.33	2.86	
7/11/2017									
7/14/2017	0.592 (U)	0.547 (U)	1.27						
7/17/2017							1.04	2.87	1.25 (U)
7/18/2017					0.498 (U)				
7/19/2017				1.626		1.76			
8/23/2017									
3/26/2018									
3/27/2018	0.551 (U)	0.569 (U)	0.169 (U)						
3/28/2018				0.97 (U)	0.864 (U)				0.507 (U)
3/29/2018						2.43	1.65	2.79	
6/13/2018				0.686 (U)			0.983 (U)	2.19	
6/14/2018	0.638 (U)	0.989 (U)			0.583 (U)	2.14			0.721 (U)
6/15/2018			0.625 (U)						
10/17/2018	0.555 (U)								
10/18/2018		0.875 (U)							
10/19/2018			0.784 (U)		0.982 (U)				
10/22/2018				0.559 (U)		1.43	1.21	2.18	0.741 (U)
2/27/2019	1.57	1.12		1.24					
3/1/2019			0.989 (U)			3.32	2.24	3.37	0.634 (U)
4/2/2019	0.71 (U)	0.814 (U)							
4/3/2019			0.98 (U)	0.567 (U)	0.532 (U)	2.48	2.86	3.6	
4/4/2019									0.346 (U)
9/26/2019	1.17 (U)	0.973 (U)	1.16	0.662 (U)					
9/27/2019						2.83	2.28		
9/30/2019					1.16 (U)			2.73	0.953 (U)
2/24/2020	1.17	1.07	1.19	1.38					
2/25/2020						1.7	2.49		
2/26/2020					1.08 (U)			2.4	1.16

Time Series

Constituent: Combined Radium 226 + 228 (pCi/L) Analysis Run 10/11/2024 9:24 AM

Plant Bowen Client: Southern Company Data: Bowen AP-1

	BGWC-17	BGWC-18	BGWC-19	BGWC-20	BGWC-21	BGWC-22	BGWC-23	BGWC-24	BGWC-25
3/19/2020	0.626 (U)								
3/20/2020		2.59	0.89 (U)		1.08 (U)	3.6			
3/23/2020				1.27 (U)			1.68		
3/24/2020									0.899 (U)
3/25/2020								4.72	
9/24/2020	0.594 (U)	0.789 (U)			0.157 (U)	4.18	0.56 (U)		
9/25/2020								1.49	
9/28/2020			1.11 (U)	1.07 (U)					0.744 (U)
2/18/2021	0.723 (U)	0.62 (U)	1.05 (U)	0.87 (U)					
2/19/2021					1 (U)	2.63	1.17 (U)	1.07 (U)	
2/23/2021									0.456 (U)
3/8/2021									
3/24/2021	0.391 (U)	1.21 (U)							
3/25/2021									
3/26/2021			0.848 (U)				1.04 (U)	2.91	0.134 (U)
3/29/2021				1.49	0.471 (U)	4.1			
8/19/2021	0.742 (U)	0.858 (U)							0.908 (U)
8/20/2021			0.731 (U)	1.42	0.277 (U)				
8/23/2021						3.25	1.2 (U)	1.77 (U)	
2/11/2022	0.208 (U)								
2/14/2022							0.563 (U)		
2/15/2022						1.94		14.2 (U)	
2/16/2022		0.708 (U)	0.349 (U)	0.322 (U)	0.49 (U)				0.189 (U)
7/27/2022	0.138 (U)	0.737 (U)	0.964 (U)	1.53					1.09 (U)
7/28/2022					0.424 (U)				
8/1/2022							2.28		
8/2/2022						2.32		0.84 (U)	
1/26/2023	1.02 (U)	1.46							
1/27/2023			1.16		0.28 (U)				0.768 (U)
1/30/2023				0.563 (U)					
2/1/2023								1.3	
2/2/2023							0.783 (U)		
2/7/2023						1.45			
8/17/2023	1.04 (U)	1.16 (U)							0.909 (U)
8/18/2023			1.49 (U)	0.256 (U)					
8/21/2023									
8/22/2023						2.43			
8/23/2023					0.704 (U)		0.799 (U)		
8/25/2023								1.63 (U)	
1/30/2024								0.782 (U)	
2/1/2024	0.808 (U)								
2/2/2024		0.612 (U)	0.716 (U)						
2/5/2024				0.956 (U)	0.455 (U)				0.396 (U)
2/6/2024									
2/8/2024						2.05	1.27 (U)		
8/19/2024	0.294 (U)	0.737 (U)	0.26 (U)						
8/20/2024				0.979 (U)					0.246 (U)
8/21/2024						1.5		0.991 (U)	
8/22/2024					0.262 (U)		0.718 (U)		

Time Series

Constituent: Combined Radium 226 + 228 (pCi/L) Analysis Run 10/11/2024 9:24 AM

Plant Bowen Client: Southern Company Data: Bowen AP-1

	BGWC-30
6/7/2016	
6/8/2016	
6/9/2016	
8/11/2016	
8/12/2016	
8/15/2016	
8/18/2016	
10/7/2016	
10/10/2016	
12/6/2016	
12/7/2016	
12/8/2016	
1/23/2017	2.17
2/7/2017	3
2/16/2017	
2/17/2017	
2/20/2017	
4/17/2017	2.73
4/19/2017	
4/20/2017	
5/22/2017	3.15
5/30/2017	
6/1/2017	
6/5/2017	0.86 (U)
7/11/2017	1.87
7/14/2017	
7/17/2017	
7/18/2017	
7/19/2017	
8/23/2017	3.39
3/26/2018	1.61
3/27/2018	
3/28/2018	
3/29/2018	
6/13/2018	
6/14/2018	
6/15/2018	0.815 (U)
10/17/2018	
10/18/2018	
10/19/2018	
10/22/2018	1.02 (U)
2/27/2019	
3/1/2019	2.47
4/2/2019	2.29
4/3/2019	
4/4/2019	
9/26/2019	
9/27/2019	1.23 (U)
9/30/2019	
2/24/2020	
2/25/2020	
2/26/2020	1.09 (U)

Time Series

Constituent: Combined Radium 226 + 228 (pCi/L) Analysis Run 10/11/2024 9:24 AM

Plant Bowen Client: Southern Company Data: Bowen AP-1

	BGWC-30
3/19/2020	
3/20/2020	
3/23/2020	1.42
3/24/2020	
3/25/2020	
9/24/2020	
9/25/2020	0.783 (U)
9/28/2020	
2/18/2021	
2/19/2021	
2/23/2021	
3/8/2021	0.429 (U)
3/24/2021	
3/25/2021	1.48
3/26/2021	
3/29/2021	
8/19/2021	1.63
8/20/2021	
8/23/2021	
2/11/2022	
2/14/2022	0.744 (U)
2/15/2022	
2/16/2022	
7/27/2022	
7/28/2022	
8/1/2022	1.01 (U)
8/2/2022	
1/26/2023	
1/27/2023	
1/30/2023	
2/1/2023	0.936
2/2/2023	
2/7/2023	
8/17/2023	
8/18/2023	
8/21/2023	0.986 (U)
8/22/2023	
8/23/2023	
8/25/2023	
1/30/2024	
2/1/2024	
2/2/2024	
2/5/2024	
2/6/2024	0.255 (U)
2/8/2024	
8/19/2024	
8/20/2024	
8/21/2024	
8/22/2024	0.713 (U)

Time Series

Constituent: Combined Radium 226 + 228 (pCi/L) Analysis Run 10/11/2024 9:24 AM

Plant Bowen Client: Southern Company Data: Bowen AP-1

	BGWC-31	BGWC-32	BGWC-34D	BGWC-35D	BGWC-36D	BGWC-37D	BGWC-38D	BGWC-39	BGWC-40
10/17/2018					1.24				
10/18/2018	0.96								
10/19/2018			2.28						
10/22/2018		1.22 (U)		1.54					
4/2/2019					2.81				
4/4/2019	1.49		1.89	2.37					
4/5/2019		2.2							
9/24/2019	1.68		3.98						
9/26/2019		2.36		3.09					
9/27/2019					1.66				
2/25/2020				4.16		2.87			
2/26/2020	1.31				1.76				
2/27/2020		1.44	1.31				5.89	1.03 (U)	
2/28/2020									0.649 (U)
3/23/2020	2.39				2.75				
3/24/2020		1.25 (U)	2.56			2.8	5.9	1.35	
3/25/2020				2.81					0.848 (U)
9/2/2020							5.91		
9/25/2020		2.62		2.15		3.29			
9/28/2020	1.48		2.12		1.59				
9/29/2020								1.71	0.441 (U)
2/19/2021			2.23						
2/22/2021	1.07 (U)			2.03		1.73		1.65	1.31 (U)
2/23/2021		1.55							
3/8/2021					2.09				
3/9/2021							3.34		
3/25/2021					2.43				
3/26/2021				2.4		3.15			
3/29/2021	1.63						3.54		
3/30/2021		2.04	1.35 (U)						0.826 (U)
3/31/2021								0.251 (U)	
8/19/2021							4.63		
8/20/2021	1.82			2.53		3.01			
8/23/2021					0.857 (U)				
8/24/2021			2.39					0.432 (U)	0.21 (U)
8/25/2021		0.784 (U)							
2/14/2022					1.43		4.6		
2/15/2022									
2/16/2022	1.02	1.16 (U)	2.24					0.799	0.473 (U)
2/17/2022				1.88		2.41			
7/28/2022	0.684 (U)		2.74	2.71		2.92			0.656 (U)
7/29/2022		1.82			1.47 (U)				
8/2/2022							3.64	0.93 (U)	
1/27/2023	1.46								
1/30/2023			2.58	2.3		2.14			
1/31/2023		1.49							0.498 (U)
2/1/2023					1.17				
2/2/2023								0.942 (U)	
2/7/2023							2.93		
8/18/2023	1.82	1.24 (U)	2.36						1.14 (U)
8/21/2023					1.19 (U)		3.26		
8/23/2023								1.46 (U)	

Time Series

Constituent: Combined Radium 226 + 228 (pCi/L) Analysis Run 10/11/2024 9:24 AM

Plant Bowen Client: Southern Company Data: Bowen AP-1

	BGWC-31	BGWC-32	BGWC-34D	BGWC-35D	BGWC-36D	BGWC-37D	BGWC-38D	BGWC-39	BGWC-40
8/24/2023				3.09		3.06			
1/30/2024					1.07				
2/2/2024	1.3								
2/5/2024			2.21						
2/6/2024							3.19		
2/7/2024				2.74		2.3			0.563 (U)
2/8/2024		0.939 (U)						0.396 (U)	
8/19/2024	0.674 (U)								
8/20/2024			1.7		0.895 (U)				0.27 (U)
8/21/2024		1.19							
8/22/2024				2.08		1.92	2.4	1.05	

Time Series

Constituent: Combined Radium 226 + 228 (pCi/L) Analysis Run 10/11/2024 9:24 AM

Plant Bowen Client: Southern Company Data: Bowen AP-1

	BGWC-41D
10/17/2018	
10/18/2018	
10/19/2018	
10/22/2018	
4/2/2019	
4/4/2019	
4/5/2019	
9/24/2019	
9/26/2019	
9/27/2019	
2/25/2020	
2/26/2020	
2/27/2020	
2/28/2020	
3/23/2020	
3/24/2020	
3/25/2020	
9/2/2020	1.31 (U)
9/25/2020	
9/28/2020	
9/29/2020	
2/19/2021	
2/22/2021	1.91
2/23/2021	
3/8/2021	
3/9/2021	
3/25/2021	
3/26/2021	
3/29/2021	
3/30/2021	
3/31/2021	1
8/19/2021	
8/20/2021	
8/23/2021	
8/24/2021	0.918 (U)
8/25/2021	
2/14/2022	
2/15/2022	0.765 (U)
2/16/2022	
2/17/2022	
7/28/2022	
7/29/2022	1.6
8/2/2022	
1/27/2023	
1/30/2023	
1/31/2023	
2/1/2023	1.59
2/2/2023	
2/7/2023	
8/18/2023	
8/21/2023	
8/23/2023	2.06

Time Series

Constituent: Combined Radium 226 + 228 (pCi/L) Analysis Run 10/11/2024 9:24 AM

Plant Bowen Client: Southern Company Data: Bowen AP-1

	BGWC-41D
8/24/2023	
1/30/2024	
2/2/2024	
2/5/2024	
2/6/2024	
2/7/2024	1.4
2/8/2024	
8/19/2024	
8/20/2024	
8/21/2024	2.31
8/22/2024	

Time Series

Constituent: Combined Radium 226 + 228 (pCi/L) Analysis Run 10/11/2024 9:24 AM

Plant Bowen Client: Southern Company Data: Bowen AP-1

	BGWC-42D	BGWC-43D	BGWC-44D	BGWC-49D	BGWC-50D	BGWC-51	BGWC-52	BGWC-7	BGWC-8
6/6/2016									
6/7/2016									0.0507 (U)
6/8/2016								0.854	
8/10/2016									0.862 (U)
8/11/2016								1.24	
10/4/2016									0.48 (U)
10/5/2016									
10/6/2016								2.43	
12/2/2016									0.219 (U)
12/5/2016									
12/6/2016								0.958 (U)	
2/14/2017									0.636 (U)
2/15/2017								1.18	
4/14/2017									0.13 (U)
4/17/2017									
4/18/2017								1.26	
5/26/2017									0.349 (U)
6/2/2017								1.24 (U)	
7/10/2017									0.565 (U)
7/11/2017									
7/14/2017								1.55	
3/26/2018									0.303 (U)
3/27/2018								2.15	
6/12/2018									0.494 (U)
6/13/2018								1.95	
10/16/2018									0.633 (U)
10/17/2018									
10/18/2018								1.1	
2/25/2019									1.03 (U)
2/28/2019								1.38	
4/1/2019									0.474 (U)
4/2/2019								1.57	
9/24/2019								1.85	1.69
2/19/2020									1.02 (U)
2/20/2020									
2/21/2020								2.02	
3/18/2020									0.987 (U)
3/19/2020								1.18 (U)	
9/3/2020	1.05 (U)	1.9	0.982 (U)						
9/23/2020									0.25 (U)
9/24/2020									
9/25/2020								1.64	
1/28/2021						0.444 (U)	1.59		
2/16/2021									0.709 (U)
2/17/2021									
2/18/2021			1.34					1.09	
2/22/2021	0.578 (U)								
2/23/2021						0.589 (U)	0.567 (U)		
3/8/2021		1.34							
3/24/2021									0.808 (U)
3/29/2021		1.62 (U)							
3/30/2021						0.852 (U)	1.66 (U)	1.41 (U)	

Time Series

Constituent: Combined Radium 226 + 228 (pCi/L) Analysis Run 10/11/2024 9:24 AM

Plant Bowen Client: Southern Company Data: Bowen AP-1

	BGWC-42D	BGWC-43D	BGWC-44D	BGWC-49D	BGWC-50D	BGWC-51	BGWC-52	BGWC-7	BGWC-8
3/31/2021			0.517 (U)						
4/1/2021	0.461 (U)								
4/19/2021				2.45	1.01 (U)				
8/18/2021			0.886 (U)		0.99 (U)				0.192 (U)
8/19/2021								0.952 (U)	
8/20/2021	1.38								
8/23/2021		1.93				0.558 (U)	0.785 (U)		
8/24/2021				3.66					
2/9/2022			1.52		1.4				
2/10/2022									0.813
2/11/2022								1.26	
2/14/2022						0.487 (U)	0.224 (U)		
2/15/2022		0.96 (U)							
2/17/2022	0.51 (U)			2.41					
7/26/2022			0.818 (U)		1 (U)				0.523 (U)
7/28/2022	0.503 (U)						1.02 (U)	1.22 (U)	
8/1/2022		1.38		2.36		0.642 (U)			
1/25/2023			0.617 (U)		0.588 (U)				
1/26/2023								1.73	0.629 (U)
1/30/2023	0.71 (U)								
1/31/2023						0.707 (U)	0.58 (U)		
2/1/2023				1.57					
2/7/2023		1.53							
8/15/2023			0.783 (U)		1.47				
8/16/2023									0.791 (U)
8/17/2023								1.45	
8/21/2023						0.283 (U)			
8/22/2023				2.97			0.886 (U)		
8/23/2023		1.79							
8/24/2023	1.37								
1/30/2024		1.1							
1/31/2024			0.315 (U)		1.01 (U)				
2/1/2024									0.496 (U)
2/2/2024								1.04	
2/5/2024						0.406 (U)	0.587 (U)		
2/6/2024				2.25					
2/7/2024	0.44 (U)								
8/15/2024			0.591 (U)						
8/16/2024					0.735 (U)			1.55	0.76 (U)
8/19/2024									
8/20/2024	0.543 (U)					0.268 (U)	0.375 (U)		
8/21/2024		1.21		2.88					

Time Series

Constituent: Combined Radium 226 + 228 (pCi/L) Analysis Run 10/11/2024 9:24 AM

Plant Bowen Client: Southern Company Data: Bowen AP-1

	BGWC-9
6/6/2016	0.488
6/7/2016	
6/8/2016	
8/10/2016	
8/11/2016	0.639 (U)
10/4/2016	
10/5/2016	0.945 (U)
10/6/2016	
12/2/2016	
12/5/2016	2.2
12/6/2016	
2/14/2017	
2/15/2017	0.74 (U)
4/14/2017	
4/17/2017	0.764 (U)
4/18/2017	
5/26/2017	0.245 (U)
6/2/2017	
7/10/2017	
7/11/2017	0.502 (U)
7/14/2017	
3/26/2018	
3/27/2018	0.745 (U)
6/12/2018	0.319 (U)
6/13/2018	
10/16/2018	
10/17/2018	0.319 (U)
10/18/2018	
2/25/2019	
2/28/2019	
4/1/2019	0.225 (U)
4/2/2019	
9/24/2019	1.65
2/19/2020	
2/20/2020	0.921 (U)
2/21/2020	
3/18/2020	
3/19/2020	1.94
9/3/2020	
9/23/2020	
9/24/2020	0.9 (U)
9/25/2020	
1/28/2021	
2/16/2021	
2/17/2021	0.692 (U)
2/18/2021	
2/22/2021	
2/23/2021	
3/8/2021	
3/24/2021	0.554 (U)
3/29/2021	
3/30/2021	

Time Series

Constituent: Combined Radium 226 + 228 (pCi/L) Analysis Run 10/11/2024 9:24 AM

Plant Bowen Client: Southern Company Data: Bowen AP-1

	BGWC-9
3/31/2021	
4/1/2021	
4/19/2021	
8/18/2021	0.458 (U)
8/19/2021	
8/20/2021	
8/23/2021	
8/24/2021	
2/9/2022	
2/10/2022	0.86
2/11/2022	
2/14/2022	
2/15/2022	
2/17/2022	
7/26/2022	0.866 (U)
7/28/2022	
8/1/2022	
1/25/2023	
1/26/2023	0.248 (U)
1/30/2023	
1/31/2023	
2/1/2023	
2/7/2023	
8/15/2023	
8/16/2023	
8/17/2023	0.711 (U)
8/21/2023	
8/22/2023	
8/23/2023	
8/24/2023	
1/30/2024	
1/31/2024	
2/1/2024	0.699 (U)
2/2/2024	
2/5/2024	
2/6/2024	
2/7/2024	
8/15/2024	
8/16/2024	
8/19/2024	0.429 (U)
8/20/2024	
8/21/2024	

Time Series

Constituent: Fluoride (mg/L) Analysis Run 10/11/2024 9:24 AM

Plant Bowen Client: Southern Company Data: Bowen AP-1

	BGWA-2 (bg)	BGWA-29 (bg)	BGWA-33 (bg)	BGWA-47D (bg)	BGWA-48D (bg)	BGWA-6	BGWC-10	BGWC-12	BGWC-14A
6/6/2016	0.11 (J)					<0.1			
6/7/2016							0.09 (J)	<0.1	
8/9/2016	0.09 (J)								
8/10/2016						0.04 (J)			
8/11/2016									
8/12/2016								0.08 (J)	
8/16/2016							0.09 (J)		
8/22/2016		0.04 (J)							
10/3/2016	0.11 (J)								
10/4/2016		0.06 (J)				0.06 (J)			
10/6/2016								0.06 (J)	
10/7/2016							0.17 (J)		
11/29/2016	0.11 (J)								
12/1/2016		0.08 (J)				0.09 (J)			
12/5/2016								0.12 (J)	
12/6/2016							0.16 (J)		
1/10/2017		0.03 (J)							
2/13/2017	0.12 (J)								
2/14/2017		<0.1				<0.1			
2/15/2017								0.33	
2/16/2017							0.38		
4/13/2017	0.1 (J)					0.04 (J)			
4/14/2017		0.01 (J)							
4/18/2017							0.12 (J)	0.006 (J)	
5/25/2017	0.08 (J)	0.005 (J)				0.02 (J)			
5/30/2017									
6/2/2017							0.03 (J)	0.04 (J)	
7/7/2017	0.13 (J)					0.12 (J)			
7/10/2017		0.06 (J)							
7/12/2017							0.15 (J)		
7/13/2017								0.17 (J)	
7/14/2017									
10/9/2017	0.11 (J)					<0.1			
10/10/2017		<0.1						0.08 (J)	
10/11/2017							0.07 (J)		
3/26/2018	<0.1	<0.1							
3/27/2018							<0.1		
3/28/2018								<0.1	
6/12/2018	0.086 (J)	0.053 (J)							
6/14/2018							0.046 (J)	<0.1	
10/16/2018	0.06 (J)	<0.1				<0.1			
10/17/2018								<0.1	
10/18/2018							<0.1		
2/25/2019	<0.1								
2/27/2019		<0.1							
2/28/2019							0.14 (J)	0.18 (J)	
4/1/2019	0.047 (J)	<0.1						0.065 (J)	
4/2/2019						<0.1	0.044 (J)		
4/3/2019			0.085 (J)						
5/2/2019	<0.1								
9/23/2019	0.076 (J)	<0.1				<0.1			
9/25/2019							0.075 (J)	0.13 (J)	

ND substitution: RL or RL/2 if <15% NDs.

Time Series

Constituent: Fluoride (mg/L) Analysis Run 10/11/2024 9:24 AM

Plant Bowen Client: Southern Company Data: Bowen AP-1

	BGWA-2 (bg)	BGWA-29 (bg)	BGWA-33 (bg)	BGWA-47D (bg)	BGWA-48D (bg)	BGWA-6	BGWC-10	BGWC-12	BGWC-14A
9/26/2019									
9/27/2019			0.33						
2/18/2020	<0.1					<0.1			
2/19/2020		<0.1							
2/20/2020							<0.1		
2/21/2020			0.059 (J)						
2/24/2020								0.051 (J)	
3/18/2020	<0.1	<0.1							
3/19/2020						<0.1		<0.1	
3/20/2020			0.061 (J)						
3/23/2020							<0.1		
5/22/2020				0.054 (J)					0.065 (J)
5/25/2020					0.19 (J)				
6/23/2020				<0.1	0.19				<0.1
7/28/2020				<0.1	0.57				<0.1
9/2/2020				<0.1					0.061 (J)
9/3/2020					0.11				
9/23/2020	<0.1	<0.1				<0.1			
9/24/2020							<0.1		
9/25/2020			0.068 (J)					<0.1	
10/1/2020				<0.1	0.063 (J)				<0.1
11/10/2020				<0.1	<0.1				<0.1
12/15/2020				<0.1	<0.1				0.052
1/20/2021				<0.1	<0.1				<0.1
2/16/2021	<0.1	<0.1							
2/17/2021				<0.1	<0.1				
2/18/2021						<0.1	<0.1		0.055 (J)
2/19/2021			0.062 (J)					<0.1	
3/23/2021		<0.1							
3/24/2021								<0.1	<0.1
3/25/2021				<0.1	<0.1				
3/26/2021	<0.1								
3/30/2021							<0.1		
3/31/2021						<0.1			
4/1/2021			0.06 (J)						
8/16/2021	<0.1	<0.1		<0.1	<0.1	<0.1			
8/18/2021							<0.1	<0.1	<0.1
8/25/2021			0.088 (J)						
2/9/2022	<0.1			<0.1	0.065 (J)	<0.1			<0.1
2/10/2022		<0.1							
2/11/2022							<0.1	<0.1	
2/16/2022			0.061 (J)						
7/26/2022	0.066 (J)	0.058 (J)		0.064 (J)	0.086 (J)	0.052 (J)			0.082 (J)
7/27/2022								0.081 (J)	
7/28/2022							0.064 (J)		
8/3/2022			0.079 (J)						
1/24/2023	0.055 (J)	0.052 (J)		0.05 (J)	0.076 (J)				
1/25/2023						0.066 (J)			
1/26/2023								0.083 (J)	0.084 (J)
1/27/2023							0.058 (J)		
2/2/2023			0.077 (J)						
8/15/2023				0.06 (J)		<0.1			

ND substitution: RL or RL/2 if <15% NDs.

Time Series

Constituent: Fluoride (mg/L) Analysis Run 10/11/2024 9:24 AM

Plant Bowen Client: Southern Company Data: Bowen AP-1

	BGWA-2 (bg)	BGWA-29 (bg)	BGWA-33 (bg)	BGWA-47D (bg)	BGWA-48D (bg)	BGWA-6	BGWC-10	BGWC-12	BGWC-14A
8/16/2023		0.06 (J)			0.075 (J)			0.089 (J)	0.076 (J)
8/17/2023							0.05 (J)		
8/21/2023	<0.1								
8/23/2023			0.056 (J)						
1/31/2024				0.05 (J)	0.082 (J)	0.053 (J)			
2/1/2024							0.051 (J)	0.071 (J)	0.066 (J)
2/5/2024		<0.1							
2/7/2024			0.054 (J)						
2/8/2024	<0.1								
8/15/2024				<0.1	0.064 (J)	<0.1			
8/16/2024									0.082 (J)
8/19/2024								0.088 (J)	
8/20/2024							0.067 (J)		
8/21/2024	0.065 (J)	0.061 (J)							
8/23/2024			0.099 (J)						

ND substitution: RL or RL/2 if <15% NDs.

Time Series

Constituent: Fluoride (mg/L) Analysis Run 10/11/2024 9:24 AM

Plant Bowen Client: Southern Company Data: Bowen AP-1

	BGWC-16
6/6/2016	
6/7/2016	<0.1
8/9/2016	
8/10/2016	
8/11/2016	0.12 (J)
8/12/2016	
8/16/2016	
8/22/2016	
10/3/2016	
10/4/2016	
10/6/2016	
10/7/2016	0.08 (J)
11/29/2016	
12/1/2016	
12/5/2016	
12/6/2016	0.24 (J)
1/10/2017	
2/13/2017	
2/14/2017	
2/15/2017	
2/16/2017	0.31
4/13/2017	
4/14/2017	
4/18/2017	0.02 (J)
5/25/2017	
5/30/2017	0.51
6/2/2017	
7/7/2017	
7/10/2017	
7/12/2017	
7/13/2017	
7/14/2017	0.14 (J)
10/9/2017	
10/10/2017	
10/11/2017	0.29 (J)
3/26/2018	
3/27/2018	<0.1
3/28/2018	
6/12/2018	0.061 (J)
6/14/2018	
10/16/2018	
10/17/2018	
10/18/2018	<0.1
2/25/2019	0.13 (J)
2/27/2019	
2/28/2019	
4/1/2019	
4/2/2019	0.23 (J)
4/3/2019	
5/2/2019	
9/23/2019	
9/25/2019	

ND substitution: RL or RL/2 if <15% NDs.

Time Series

Constituent: Fluoride (mg/L) Analysis Run 10/11/2024 9:24 AM

Plant Bowen Client: Southern Company Data: Bowen AP-1

	BGWC-16
9/26/2019	<0.1
9/27/2019	
2/18/2020	
2/19/2020	
2/20/2020	<0.1
2/21/2020	
2/24/2020	
3/18/2020	
3/19/2020	0.052 (J)
3/20/2020	
3/23/2020	
5/22/2020	
5/25/2020	
6/23/2020	
7/28/2020	
9/2/2020	
9/3/2020	
9/23/2020	
9/24/2020	0.059 (J)
9/25/2020	
10/1/2020	
11/10/2020	
12/15/2020	
1/20/2021	
2/16/2021	
2/17/2021	
2/18/2021	0.064 (J)
2/19/2021	
3/23/2021	
3/24/2021	0.053 (J)
3/25/2021	
3/26/2021	
3/30/2021	
3/31/2021	
4/1/2021	
8/16/2021	
8/18/2021	<0.1
8/25/2021	
2/9/2022	
2/10/2022	
2/11/2022	0.056 (J)
2/16/2022	
7/26/2022	
7/27/2022	0.091 (J)
7/28/2022	
8/3/2022	
1/24/2023	
1/25/2023	
1/26/2023	0.091 (J)
1/27/2023	
2/2/2023	
8/15/2023	

Time Series

Constituent: Fluoride (mg/L) Analysis Run 10/11/2024 9:24 AM

Plant Bowen Client: Southern Company Data: Bowen AP-1

	BGWC-16
8/16/2023	
8/17/2023	0.074 (J)
8/21/2023	
8/23/2023	
1/31/2024	
2/1/2024	0.072 (J)
2/5/2024	
2/7/2024	
2/8/2024	
8/15/2024	
8/16/2024	
8/19/2024	0.1
8/20/2024	
8/21/2024	
8/23/2024	

Time Series

Constituent: Fluoride (mg/L) Analysis Run 10/11/2024 9:24 AM

Plant Bowen Client: Southern Company Data: Bowen AP-1

	BGWC-17	BGWC-18	BGWC-19	BGWC-20	BGWC-21	BGWC-22	BGWC-23	BGWC-24	BGWC-25
6/7/2016	0.15 (J)								
6/8/2016		0.1 (J)	<0.1	0.09 (J)	<0.1	0.43			0.14 (J)
6/9/2016							0.12 (J)	<0.1	
8/11/2016	0.3 (J)								
8/12/2016		0.39	0.2 (J)	0.04 (J)					
8/15/2016									0.08 (J)
8/18/2016					0.09 (J)	0.3 (J)	0.08 (J)	0.24 (J)	
10/7/2016	0.14 (J)	0.16 (J)	0.07 (J)						
10/10/2016				0.06 (J)	0.04 (J)	0.32	0.09 (J)	0.3	0.1 (J)
12/6/2016	0.19 (J)	0.32							
12/7/2016			0.09 (J)	0.07 (J)			0.08 (J)	0.05 (J)	
12/8/2016					0.08 (J)	0.26 (J)			0.06 (J)
1/23/2017									
2/7/2017									
2/16/2017	0.51	0.38	0.6						
2/17/2017				0.06 (J)	0.08 (J)	0.39			
2/20/2017							0.09 (J)	0.65	0.16 (J)
3/27/2017									
4/17/2017									
4/19/2017	0.18 (J)	0.08 (J)	0.09 (J)	0.005 (J)	0.04 (J)		0.03 (J)	0.21 (J)	
4/20/2017						0.34			0.02 (J)
5/22/2017									
5/30/2017	0.15 (J)								
6/1/2017		0.09 (J)	0.05 (J)	0.65	0.03 (J)				0.04 (J)
6/5/2017						0.29 (J)	<0.1	0.05 (J)	
7/11/2017									
7/14/2017	0.16 (J)	0.06 (J)	0.08 (J)						
7/17/2017							0.09 (J)	2.5	0.07 (J)
7/18/2017				0.36	0.08 (J)				
7/19/2017						0.33			
8/23/2017									
10/10/2017									
10/11/2017	0.64	0.14 (J)	0.11 (J)	<0.1			0.09 (J)	1.8	0.11 (J)
10/12/2017					0.12 (J)	0.31			
3/26/2018									
3/27/2018	0.33	<0.1	<0.1						
3/28/2018				<0.1	<0.1				<0.1
3/29/2018						0.58	<0.1	2	
6/13/2018				0.038 (J)			0.71	3.1	
6/14/2018	0.11 (J)	0.095 (J)			<0.1	0.15 (J)			<0.1
6/15/2018			0.07 (J)						
10/17/2018	<0.3								
10/18/2018		0.054 (J)							
10/19/2018			0.17 (J)		<0.1				
10/22/2018				<0.1		0.78	0.81	3.1	<0.1
2/27/2019	0.26 (J)	<0.1		0.13 (J)					
3/1/2019			0.14 (J)			0.34	0.38	1	0.12 (J)
4/2/2019	0.14 (J)	0.044 (J)							
4/3/2019			0.051 (J)	0.072 (J)	0.032 (J)	0.23 (J)	0.1 (J)	3	
4/4/2019									<0.1
5/2/2019						1.4			
9/26/2019	0.071 (J)	0.052 (J)	<0.1	<0.1					

ND substitution: RL or RL/2 if <15% NDs.

Time Series

Constituent: Fluoride (mg/L) Analysis Run 10/11/2024 9:24 AM

Plant Bowen Client: Southern Company Data: Bowen AP-1

	BGWC-17	BGWC-18	BGWC-19	BGWC-20	BGWC-21	BGWC-22	BGWC-23	BGWC-24	BGWC-25
9/27/2019						1	0.54		
9/30/2019					0.066 (J)			1.2	0.065 (J)
2/24/2020	0.11 (J)	<0.1	0.05 (J)	<0.1					
2/25/2020						0.24 (J)	0.066 (J)		
2/26/2020					<0.1			0.064 (J)	<0.1
3/19/2020	0.12 (J)								
3/20/2020		<0.1	<0.1		<0.1	0.23 (J)			
3/23/2020				<0.1			0.056 (J)		
3/24/2020									<0.1
3/25/2020								0.056 (J)	
9/24/2020	0.12	0.058 (J)			<0.1	0.24	0.062 (J)		
9/25/2020								0.054 (J)	
9/28/2020			<0.1	<0.1					<0.1
2/18/2021	0.1	<0.1	<0.1	<0.1					
2/19/2021					<0.1	0.2	<0.1	0.14	
2/23/2021									<0.1
3/8/2021									
3/24/2021	0.11	<0.1							
3/25/2021									
3/26/2021			0.053 (J)				0.054 (J)	0.095 (J)	<0.1
3/29/2021				<0.1	<0.1	0.22			
7/19/2021						0.24	0.065 (J)	0.13	
7/20/2021									
8/19/2021	0.097 (J)	<0.1							<0.1
8/20/2021			<0.1	<0.1	<0.1				
8/23/2021						0.23	<0.1	0.12	
11/1/2021						0.25	0.068 (J)	0.15	
2/11/2022	0.1								
2/14/2022							<0.1		
2/15/2022						0.24		<0.1	
2/16/2022		<0.1	<0.1	<0.1	<0.1				<0.1
7/27/2022	0.13	0.081 (J)	0.071 (J)	0.062 (J)					0.051 (J)
7/28/2022					<0.1				
8/1/2022							0.07 (J)		
8/2/2022						0.19		0.097 (J)	
10/21/2022								0.14 (R)	
1/26/2023	0.13	0.056 (J)							
1/27/2023			0.077 (J)		<0.1				0.053 (J)
1/30/2023				0.064 (J)					
2/1/2023								0.18	
2/2/2023							0.074 (J)		
2/7/2023						0.26			
8/17/2023	0.12	0.056 (J)							<0.1
8/18/2023			0.077 (J)	0.068 (J)					
8/21/2023									
8/22/2023						0.23			
8/23/2023					<0.1		<0.1		
8/25/2023								0.15	
1/30/2024								0.13	
2/1/2024	0.12								
2/2/2024		<0.1	0.069 (J)						
2/5/2024				0.056 (J)	<0.1				<0.1

ND substitution: RL or RL/2 if <15% NDs.

Time Series

Constituent: Fluoride (mg/L) Analysis Run 10/11/2024 9:24 AM

Plant Bowen Client: Southern Company Data: Bowen AP-1

	BGWC-17	BGWC-18	BGWC-19	BGWC-20	BGWC-21	BGWC-22	BGWC-23	BGWC-24	BGWC-25
2/6/2024									
2/8/2024						0.19	0.059 (J)		
8/19/2024	0.14	0.081 (J)	<0.1						
8/20/2024				0.072 (J)					0.055 (J)
8/21/2024						0.22		0.17	
8/22/2024					<0.1		<0.1		

ND substitution: RL or RL/2 if <15% NDs.

Time Series

Constituent: Fluoride (mg/L) Analysis Run 10/11/2024 9:24 AM

Plant Bowen Client: Southern Company Data: Bowen AP-1

	BGWC-30
6/7/2016	
6/8/2016	
6/9/2016	
8/11/2016	
8/12/2016	
8/15/2016	
8/18/2016	
10/7/2016	
10/10/2016	
12/6/2016	
12/7/2016	
12/8/2016	
1/23/2017	0.06 (J)
2/7/2017	0.09 (J)
2/16/2017	
2/17/2017	
2/20/2017	
3/27/2017	0.09 (J)
4/17/2017	0.36
4/19/2017	
4/20/2017	
5/22/2017	0.05 (J)
5/30/2017	
6/1/2017	
6/5/2017	0.32
7/11/2017	0.13 (J)
7/14/2017	
7/17/2017	
7/18/2017	
7/19/2017	
8/23/2017	0.17 (J)
10/10/2017	0.35
10/11/2017	
10/12/2017	
3/26/2018	0.75
3/27/2018	
3/28/2018	
3/29/2018	
6/13/2018	
6/14/2018	
6/15/2018	0.51
10/17/2018	
10/18/2018	
10/19/2018	
10/22/2018	0.44
2/27/2019	
3/1/2019	0.24 (J)
4/2/2019	0.68
4/3/2019	
4/4/2019	
5/2/2019	
9/26/2019	

Time Series

Constituent: Fluoride (mg/L) Analysis Run 10/11/2024 9:24 AM

Plant Bowen Client: Southern Company Data: Bowen AP-1

	BGWC-30
9/27/2019	0.13 (J)
9/30/2019	
2/24/2020	
2/25/2020	
2/26/2020	0.057 (J)
3/19/2020	
3/20/2020	
3/23/2020	0.054 (J)
3/24/2020	
3/25/2020	
9/24/2020	
9/25/2020	<0.1
9/28/2020	
2/18/2021	
2/19/2021	
2/23/2021	
3/8/2021	<0.1
3/24/2021	
3/25/2021	<0.1
3/26/2021	
3/29/2021	
7/19/2021	
7/20/2021	<0.1
8/19/2021	<0.1
8/20/2021	
8/23/2021	
11/1/2021	0.055 (J)
2/11/2022	
2/14/2022	0.075 (J)
2/15/2022	
2/16/2022	
7/27/2022	
7/28/2022	
8/1/2022	0.09 (J)
8/2/2022	
10/21/2022	
1/26/2023	
1/27/2023	
1/30/2023	
2/1/2023	0.092 (J)
2/2/2023	
2/7/2023	
8/17/2023	
8/18/2023	
8/21/2023	0.065 (J)
8/22/2023	
8/23/2023	
8/25/2023	
1/30/2024	
2/1/2024	
2/2/2024	
2/5/2024	

Time Series

Constituent: Fluoride (mg/L) Analysis Run 10/11/2024 9:24 AM

Plant Bowen Client: Southern Company Data: Bowen AP-1

	BGWC-30
2/6/2024	0.073 (J)
2/8/2024	
8/19/2024	
8/20/2024	
8/21/2024	
8/22/2024	0.087 (J)

Time Series

Constituent: Fluoride (mg/L) Analysis Run 10/11/2024 9:24 AM

Plant Bowen Client: Southern Company Data: Bowen AP-1

	BGWC-31	BGWC-32	BGWC-34D	BGWC-35D	BGWC-36D	BGWC-37D	BGWC-38D	BGWC-39	BGWC-40
10/17/2018					<0.3				
10/18/2018	<0.1								
10/19/2018			<0.1						
10/22/2018		0.65		0.91					
4/2/2019					0.44				
4/4/2019	<0.1		0.035 (J)	0.26 (J)					
4/5/2019		0.66							
5/3/2019		1.3							
9/24/2019	<0.1		<0.1						
9/26/2019		0.15 (J)		0.11 (J)					
9/27/2019					0.26 (J)				
11/15/2019		0.51							
12/13/2019								0.16 (J)	
12/16/2019									0.13 (J)
2/25/2020				0.14 (J)		0.57			
2/26/2020	<0.1				0.13 (J)				
2/27/2020		0.13 (J)	<0.1				0.55	0.071 (J)	
2/28/2020									0.062 (J)
3/23/2020	<0.1				0.13 (J)				
3/24/2020		0.13 (J)	<0.1			0.43	0.61	0.06 (J)	
3/25/2020				0.17 (J)					<0.1
5/4/2020									
9/2/2020							0.47		
9/25/2020		0.097 (J)		0.17		0.34			
9/28/2020	<0.1		<0.1		0.1				
9/29/2020								<0.1	<0.1
2/19/2021			<0.1						
2/22/2021	<0.1			0.21		0.3		0.095 (J)	<0.1
2/23/2021		0.13							
3/8/2021					0.14				
3/9/2021							0.67		
3/25/2021					0.12				
3/26/2021				0.13		0.27			
3/29/2021	<0.1						0.73		
3/30/2021		0.14	<0.1						0.06 (J)
3/31/2021								0.08 (J)	
8/19/2021							0.4		
8/20/2021	<0.1			0.22		0.18			
8/23/2021					0.11				
8/24/2021			<0.1					0.18	0.076 (J)
8/25/2021		0.15							
11/1/2021							0.32		
2/14/2022					0.12		0.34		
2/15/2022									
2/16/2022	<0.1	0.13	<0.1					0.11	0.068 (J)
2/17/2022				0.21		0.16			
7/28/2022	<0.1		0.053 (J)	0.23		0.19			0.092 (J)
7/29/2022		0.16			0.14				
8/2/2022							0.46	0.12	
1/27/2023	<0.1								
1/30/2023			0.06 (J)	0.17		0.16			
1/31/2023		0.13							0.084 (J)

ND substitution: RL or RL/2 if <15% NDs.

Time Series

Constituent: Fluoride (mg/L) Analysis Run 10/11/2024 9:24 AM

Plant Bowen Client: Southern Company Data: Bowen AP-1

	BGWC-31	BGWC-32	BGWC-34D	BGWC-35D	BGWC-36D	BGWC-37D	BGWC-38D	BGWC-39	BGWC-40
2/1/2023					0.13				
2/2/2023								0.098 (J)	
2/7/2023							0.11		
8/18/2023	<0.1	0.14	0.052 (J)						0.089 (J)
8/21/2023					0.11		0.12		
8/23/2023								0.11	
8/24/2023				0.1		0.14			
1/30/2024					0.096 (J)				
2/2/2024	<0.1								
2/5/2024			<0.1						
2/6/2024							0.25		
2/7/2024				0.15		0.14			0.072 (J)
2/8/2024		0.12						0.1	
8/19/2024	0.051 (J)								
8/20/2024			0.057 (J)		0.13				0.078 (J)
8/21/2024		0.13							
8/22/2024				0.15		0.16	0.58	0.16	

ND substitution: RL or RL/2 if <15% NDs.

Time Series

Constituent: Fluoride (mg/L) Analysis Run 10/11/2024 9:24 AM

Plant Bowen Client: Southern Company Data: Bowen AP-1

	BGWC-41D
10/17/2018	
10/18/2018	
10/19/2018	
10/22/2018	
4/2/2019	
4/4/2019	
4/5/2019	
5/3/2019	
9/24/2019	
9/26/2019	
9/27/2019	
11/15/2019	
12/13/2019	
12/16/2019	
2/25/2020	
2/26/2020	
2/27/2020	
2/28/2020	
3/23/2020	
3/24/2020	
3/25/2020	
5/4/2020	<0.1
9/2/2020	0.088 (J)
9/25/2020	
9/28/2020	
9/29/2020	
2/19/2021	
2/22/2021	0.099 (J)
2/23/2021	
3/8/2021	
3/9/2021	
3/25/2021	
3/26/2021	
3/29/2021	
3/30/2021	
3/31/2021	0.077 (J)
8/19/2021	
8/20/2021	
8/23/2021	
8/24/2021	0.11
8/25/2021	
11/1/2021	
2/14/2022	
2/15/2022	0.07 (J)
2/16/2022	
2/17/2022	
7/28/2022	
7/29/2022	0.1
8/2/2022	
1/27/2023	
1/30/2023	
1/31/2023	

ND substitution: RL or RL/2 if <15% NDs.

Time Series

Constituent: Fluoride (mg/L) Analysis Run 10/11/2024 9:24 AM

Plant Bowen Client: Southern Company Data: Bowen AP-1

	BGWC-41D
2/1/2023	0.084 (J)
2/2/2023	
2/7/2023	
8/18/2023	
8/21/2023	
8/23/2023	<0.1
8/24/2023	
1/30/2024	
2/2/2024	
2/5/2024	
2/6/2024	
2/7/2024	0.064 (J)
2/8/2024	
8/19/2024	
8/20/2024	
8/21/2024	0.078 (J)
8/22/2024	

Time Series

Constituent: Fluoride (mg/L) Analysis Run 10/11/2024 9:24 AM

Plant Bowen Client: Southern Company Data: Bowen AP-1

	BGWC-42D	BGWC-43D	BGWC-44D	BGWC-49D	BGWC-50D	BGWC-51	BGWC-52	BGWC-7	BGWC-8
6/6/2016									
6/7/2016									<0.1
6/8/2016								0.19 (J)	
8/10/2016									0.07 (J)
8/11/2016								0.15 (J)	
10/4/2016									0.07 (J)
10/5/2016									
10/6/2016								0.17 (J)	
12/2/2016									0.09 (J)
12/5/2016									
12/6/2016								0.22 (J)	
2/14/2017									0.02 (J)
2/15/2017								0.18 (J)	
4/14/2017									0.02 (J)
4/17/2017									
4/18/2017								0.11 (J)	
5/26/2017									0.02 (J)
6/2/2017								0.07 (J)	
7/10/2017									0.03 (J)
7/11/2017									
7/14/2017								0.23 (J)	
10/10/2017									<0.1
10/11/2017								0.1 (J)	
3/26/2018									<0.1
3/27/2018								<0.3	
6/12/2018									0.061 (J)
6/13/2018								0.25 (J)	
10/16/2018									<0.1
10/17/2018									
10/18/2018								0.047 (J)	
2/25/2019									<0.1
2/28/2019								0.23 (J)	
4/1/2019									<0.1
4/2/2019								0.22 (J)	
9/24/2019								0.12 (J)	<0.1
2/19/2020									<0.1
2/20/2020									
2/21/2020								0.12 (J)	
3/18/2020									<0.1
3/19/2020								0.12 (J)	
5/4/2020		0.93	<0.1						
5/11/2020	0.34								
5/20/2020	0.4	0.78							
9/3/2020	0.5	0.87	<0.1						
9/23/2020									<0.1
9/24/2020									
9/25/2020								0.11	
1/28/2021						0.17	0.1		
2/16/2021									<0.1
2/17/2021									
2/18/2021			0.16					0.13	
2/22/2021	0.69								

ND substitution: RL or RL/2 if <15% NDs.

Time Series

Constituent: Fluoride (mg/L) Analysis Run 10/11/2024 9:24 AM

Plant Bowen Client: Southern Company Data: Bowen AP-1

	BGWC-42D	BGWC-43D	BGWC-44D	BGWC-49D	BGWC-50D	BGWC-51	BGWC-52	BGWC-7	BGWC-8
2/23/2021						0.087 (J)	0.073 (J)		
3/8/2021		0.9							
3/24/2021									<0.1
3/29/2021		1							
3/30/2021						0.11	0.12	0.18	
3/31/2021			0.088 (J)						
4/1/2021	0.72								
4/19/2021				0.055 (J)	0.078 (J)				
7/20/2021		1.2							
8/18/2021			<0.1		<0.1				<0.1
8/19/2021								0.12	
8/20/2021	0.56								
8/23/2021		1.2				0.084 (J)	0.093 (J)		
8/24/2021				<0.1					
2/9/2022			0.11		0.08 (J)				
2/10/2022									<0.1
2/11/2022								0.12	
2/14/2022						0.13	0.1		
2/15/2022		0.89							
2/17/2022	0.61			<0.1					
7/26/2022			<0.1		0.12				0.067 (J)
7/28/2022	0.55						0.14	0.16	
8/1/2022		0.86		0.087 (J)		0.16			
1/25/2023			0.28		0.16				
1/26/2023								0.15	0.063 (J)
1/30/2023	0.64								
1/31/2023						0.15	0.14		
2/1/2023				0.085 (J)					
2/7/2023		0.97							
8/15/2023			0.16		0.14				
8/16/2023									0.064 (J)
8/17/2023								0.14	
8/21/2023						0.14			
8/22/2023				<0.1			0.098 (J)		
8/23/2023		1.1							
8/24/2023	0.52								
1/30/2024		0.82							
1/31/2024			0.12		0.12				
2/1/2024									0.051 (J)
2/2/2024								0.15	
2/5/2024						0.13	0.085 (J)		
2/6/2024				0.063 (J)					
2/7/2024	0.5								
8/15/2024			0.082 (J)						
8/16/2024					0.085 (J)			0.17	0.066 (J)
8/19/2024									
8/20/2024	0.54					0.18	0.14		
8/21/2024		0.81		0.074 (J)					

ND substitution: RL or RL/2 if <15% NDs.

Time Series

Constituent: Fluoride (mg/L) Analysis Run 10/11/2024 9:24 AM

Plant Bowen Client: Southern Company Data: Bowen AP-1

	BGWC-9
6/6/2016	0.12 (J)
6/7/2016	
6/8/2016	
8/10/2016	
8/11/2016	0.27 (J)
10/4/2016	
10/5/2016	0.12 (J)
10/6/2016	
12/2/2016	
12/5/2016	0.26 (J)
12/6/2016	
2/14/2017	
2/15/2017	0.46
4/14/2017	
4/17/2017	0.14 (J)
4/18/2017	
5/26/2017	0.13 (J)
6/2/2017	
7/10/2017	
7/11/2017	0.2 (J)
7/14/2017	
10/10/2017	0.61
10/11/2017	
3/26/2018	
3/27/2018	0.36
6/12/2018	0.13 (J)
6/13/2018	
10/16/2018	
10/17/2018	0.13 (J)
10/18/2018	
2/25/2019	
2/28/2019	
4/1/2019	0.33
4/2/2019	
9/24/2019	0.096 (J)
2/19/2020	
2/20/2020	0.063 (J)
2/21/2020	
3/18/2020	
3/19/2020	0.074 (J)
5/4/2020	
5/11/2020	
5/20/2020	
9/3/2020	
9/23/2020	
9/24/2020	0.091 (J)
9/25/2020	
1/28/2021	
2/16/2021	
2/17/2021	0.086 (J)
2/18/2021	
2/22/2021	

Time Series

Constituent: Fluoride (mg/L) Analysis Run 10/11/2024 9:24 AM

Plant Bowen Client: Southern Company Data: Bowen AP-1

	BGWC-9
2/23/2021	
3/8/2021	
3/24/2021	0.075 (J)
3/29/2021	
3/30/2021	
3/31/2021	
4/1/2021	
4/19/2021	
7/20/2021	
8/18/2021	0.073 (J)
8/19/2021	
8/20/2021	
8/23/2021	
8/24/2021	
2/9/2022	
2/10/2022	0.071 (J)
2/11/2022	
2/14/2022	
2/15/2022	
2/17/2022	
7/26/2022	0.11
7/28/2022	
8/1/2022	
1/25/2023	
1/26/2023	0.09 (J)
1/30/2023	
1/31/2023	
2/1/2023	
2/7/2023	
8/15/2023	
8/16/2023	
8/17/2023	0.091 (J)
8/21/2023	
8/22/2023	
8/23/2023	
8/24/2023	
1/30/2024	
1/31/2024	
2/1/2024	0.074 (J)
2/2/2024	
2/5/2024	
2/6/2024	
2/7/2024	
8/15/2024	
8/16/2024	
8/19/2024	0.1
8/20/2024	
8/21/2024	

Time Series

Constituent: Lead (mg/L) Analysis Run 10/11/2024 9:24 AM

Plant Bowen Client: Southern Company Data: Bowen AP-1

	BGWA-2 (bg)	BGWA-29 (bg)	BGWA-33 (bg)	BGWA-47D (bg)	BGWA-48D (bg)	BGWA-6	BGWC-10	BGWC-12	BGWC-14A
6/6/2016	0.0024					<0.001			
6/7/2016							<0.001	<0.001	
8/9/2016	<0.001								
8/10/2016						<0.001			
8/11/2016									
8/12/2016								0.0001 (J)	
8/16/2016							<0.001		
8/22/2016		<0.001							
10/3/2016	<0.001								
10/4/2016		<0.001				<0.001			
10/6/2016								0.0002 (J)	
10/7/2016							<0.001		
11/29/2016	0.0002 (J)								
12/1/2016		<0.001				<0.001			
12/5/2016								0.0003 (J)	
12/6/2016							<0.001		
1/10/2017		<0.001							
2/13/2017	<0.001								
2/14/2017		<0.001				<0.001			
2/15/2017								<0.001	
2/16/2017							<0.001		
4/13/2017	<0.001					<0.001			
4/14/2017		<0.001							
4/18/2017							<0.001	<0.001	
5/25/2017	0.0001 (J)	<0.001				<0.001			
5/30/2017									
6/2/2017							<0.001	0.0001 (J)	
7/7/2017	<0.001					<0.001			
7/10/2017		<0.001							
7/12/2017							<0.001		
7/13/2017								0.0001 (J)	
7/14/2017									
3/26/2018	<0.001	<0.001							
3/27/2018							<0.001		
3/28/2018								<0.001	
2/25/2019	<0.001								
2/27/2019		<0.001							
2/28/2019							<0.001	<0.001	
4/1/2019	<0.001	<0.001						<0.001	
4/2/2019						7E-05 (J)	<0.001		
4/3/2019			<0.001						
9/23/2019	<0.001	<0.001				<0.001			
9/25/2019							0.00019 (J)	0.00063 (J)	
9/26/2019									
9/27/2019			<0.001						
2/18/2020	<0.001					<0.001			
2/19/2020		<0.001							
2/20/2020							0.00014 (J)		
2/21/2020			<0.001						
2/24/2020								<0.001	
3/18/2020	<0.001	<0.001							
3/19/2020						<0.001		<0.001	

ND substitution: RL or RL/2 if <15% NDs.

Time Series

Constituent: Lead (mg/L) Analysis Run 10/11/2024 9:24 AM

Plant Bowen Client: Southern Company Data: Bowen AP-1

	BGWA-2 (bg)	BGWA-29 (bg)	BGWA-33 (bg)	BGWA-47D (bg)	BGWA-48D (bg)	BGWA-6	BGWC-10	BGWC-12	BGWC-14A
3/20/2020			<0.001						
3/23/2020							<0.001		
5/22/2020				8.9E-05 (J)					7.3E-05 (J)
5/25/2020					0.00013 (J)				
6/23/2020				5.8E-05 (J)	8.1E-05 (J)				<0.001
7/28/2020				5.7E-05 (J)	5.2E-05 (J)				<0.001
9/2/2020				7.4E-05 (J)					<0.001
9/3/2020					3.8E-05 (J)				
9/23/2020	0.00014 (J)	<0.001				6.4E-05 (J)			
9/24/2020							<0.001		
9/25/2020			4.5E-05 (J)					<0.001	
10/1/2020				0.00021 (J)	0.00014 (J)				6.2E-05 (J)
11/10/2020				6.5E-05 (J)	0.00013 (J)				0.00011 (J)
12/15/2020				8E-05 (J)	0.00011 (J)				5.6E-05 (J)
1/20/2021				7.2E-05 (J)	0.00025 (J)				<0.001
2/16/2021	0.00011 (J)	4.2E-05 (J)							
2/17/2021				0.00015 (J)	0.00026 (J)				
2/18/2021						5.7E-05 (J)	<0.001		<0.001
2/19/2021			<0.001					8.7E-05 (J)	
3/23/2021		<0.001							
3/24/2021								0.00013 (J)	<0.001
3/25/2021				<0.001	0.00011 (J)				
3/26/2021	6.8E-05 (J)								
3/30/2021							<0.001		
3/31/2021						0.00016 (J)			
4/1/2021			<0.001						
8/16/2021	<0.001	<0.001		<0.001	<0.001	<0.001			
8/18/2021							<0.001	<0.001	<0.001
8/25/2021			<0.001						
2/9/2022	<0.001			<0.001	<0.001	<0.001			<0.001
2/10/2022		<0.001							
2/11/2022							<0.001	<0.001	
2/16/2022			<0.001						
7/26/2022	<0.001	<0.001		<0.001	<0.001	<0.001			<0.001
7/27/2022								<0.001	
7/28/2022							<0.001		
8/3/2022			<0.001						
1/24/2023	<0.001	<0.001		<0.001	<0.001				
1/25/2023						<0.001			
1/26/2023								<0.001	<0.001
1/27/2023							<0.001		
2/2/2023			<0.001						
8/15/2023				<0.001		<0.001			
8/16/2023		<0.001			<0.001			<0.001	<0.001
8/17/2023							<0.001		
8/21/2023	<0.001								
8/23/2023			<0.001						
1/31/2024				<0.001	<0.001	<0.001			
2/1/2024							<0.001	<0.001	<0.001
2/5/2024		<0.001							
2/7/2024			<0.001						
2/8/2024	<0.001								

ND substitution: RL or RL/2 if <15% NDs.

Time Series

Constituent: Lead (mg/L) Analysis Run 10/11/2024 9:24 AM

Plant Bowen Client: Southern Company Data: Bowen AP-1

	BGWA-2 (bg)	BGWA-29 (bg)	BGWA-33 (bg)	BGWA-47D (bg)	BGWA-48D (bg)	BGWA-6	BGWC-10	BGWC-12	BGWC-14A
8/15/2024				<0.001	<0.001	<0.001			
8/16/2024									<0.001
8/19/2024								<0.001	
8/20/2024							<0.001		
8/21/2024	<0.001	<0.001							
8/23/2024			<0.001						

ND substitution: RL or RL/2 if <15% NDs.

Time Series

Constituent: Lead (mg/L) Analysis Run 10/11/2024 9:24 AM

Plant Bowen Client: Southern Company Data: Bowen AP-1

	BGWC-16
6/6/2016	
6/7/2016	<0.001
8/9/2016	
8/10/2016	
8/11/2016	<0.001
8/12/2016	
8/16/2016	
8/22/2016	
10/3/2016	
10/4/2016	
10/6/2016	
10/7/2016	<0.001
11/29/2016	
12/1/2016	
12/5/2016	
12/6/2016	<0.001
1/10/2017	
2/13/2017	
2/14/2017	
2/15/2017	
2/16/2017	<0.001
4/13/2017	
4/14/2017	
4/18/2017	<0.001
5/25/2017	
5/30/2017	0.0001 (J)
6/2/2017	
7/7/2017	
7/10/2017	
7/12/2017	
7/13/2017	
7/14/2017	0.0002 (J)
3/26/2018	
3/27/2018	<0.001
3/28/2018	
2/25/2019	<0.001
2/27/2019	
2/28/2019	
4/1/2019	
4/2/2019	<0.001
4/3/2019	
9/23/2019	
9/25/2019	
9/26/2019	0.00034 (J)
9/27/2019	
2/18/2020	
2/19/2020	
2/20/2020	0.00014 (J)
2/21/2020	
2/24/2020	
3/18/2020	
3/19/2020	0.00013 (J)

ND substitution: RL or RL/2 if <15% NDs.

Time Series

Constituent: Lead (mg/L) Analysis Run 10/11/2024 9:24 AM

Plant Bowen Client: Southern Company Data: Bowen AP-1

	BGWC-16
3/20/2020	
3/23/2020	
5/22/2020	
5/25/2020	
6/23/2020	
7/28/2020	
9/2/2020	
9/3/2020	
9/23/2020	
9/24/2020	0.00021 (J)
9/25/2020	
10/1/2020	
11/10/2020	
12/15/2020	
1/20/2021	
2/16/2021	
2/17/2021	
2/18/2021	0.00013 (J)
2/19/2021	
3/23/2021	
3/24/2021	8E-05 (J)
3/25/2021	
3/26/2021	
3/30/2021	
3/31/2021	
4/1/2021	
8/16/2021	
8/18/2021	<0.001
8/25/2021	
2/9/2022	
2/10/2022	
2/11/2022	<0.001
2/16/2022	
7/26/2022	
7/27/2022	<0.001
7/28/2022	
8/3/2022	
1/24/2023	
1/25/2023	
1/26/2023	<0.001
1/27/2023	
2/2/2023	
8/15/2023	
8/16/2023	
8/17/2023	0.00041 (J)
8/21/2023	
8/23/2023	
1/31/2024	
2/1/2024	0.00055 (J)
2/5/2024	
2/7/2024	
2/8/2024	

Time Series

Constituent: Lead (mg/L) Analysis Run 10/11/2024 9:24 AM

Plant Bowen Client: Southern Company Data: Bowen AP-1

	BGWC-16
8/15/2024	
8/16/2024	
8/19/2024	0.00021 (J)
8/20/2024	
8/21/2024	
8/23/2024	

Time Series

Constituent: Lead (mg/L) Analysis Run 10/11/2024 9:24 AM

Plant Bowen Client: Southern Company Data: Bowen AP-1

	BGWC-17	BGWC-18	BGWC-19	BGWC-20	BGWC-21	BGWC-22	BGWC-23	BGWC-24	BGWC-25
6/7/2016	<0.001								
6/8/2016		<0.001	<0.001	<0.001	<0.001	<0.001			<0.001
6/9/2016							<0.001	0.00059 (J)	
8/11/2016	<0.001								
8/12/2016		0.0001 (J)	<0.001	<0.001					
8/15/2016									0.0005 (J)
8/18/2016					<0.001	<0.001	<0.001	<0.001	
10/7/2016	<0.001	<0.001	<0.001						
10/10/2016				<0.001	<0.001	<0.001	<0.001	<0.001	<0.001
12/6/2016	<0.001	0.0001 (J)							
12/7/2016			<0.001	<0.001			<0.001	<0.001	
12/8/2016					<0.001	<0.001			0.0006 (J)
1/23/2017									
2/7/2017									
2/16/2017	<0.001	0.0002 (J)	<0.001						
2/17/2017				<0.001	<0.001	<0.001			
2/20/2017							<0.001	<0.001	0.0004 (J)
3/27/2017									
4/17/2017									
4/19/2017	<0.001	0.0001 (J)	0.0006 (J)	<0.001	<0.001		<0.001	<0.001	
4/20/2017						<0.001			0.0002 (J)
5/22/2017									
5/30/2017	<0.001								
6/1/2017		9E-05 (J)	<0.001	0.0001 (J)	<0.001				7E-05 (J)
6/5/2017						<0.001	<0.001	7E-05 (J)	
7/11/2017									
7/14/2017	<0.001	0.0001 (J)	<0.001						
7/17/2017							<0.001	<0.001	<0.001
7/18/2017				<0.001	<0.001				
7/19/2017						<0.001			
8/23/2017									
3/26/2018									
3/27/2018	<0.001	<0.001	<0.001						
3/28/2018				<0.001	<0.001				<0.001
3/29/2018						<0.001	<0.001	<0.001	
2/27/2019	<0.001	<0.001		<0.001					
3/1/2019			<0.001			0.00033 (J)	<0.001	<0.001	<0.001
4/2/2019	<0.001	8.1E-05 (J)							
4/3/2019			<0.001	<0.001	6.8E-05 (J)	<0.001	<0.001	<0.001	
4/4/2019									<0.001
9/26/2019	<0.001	<0.001	<0.001	<0.001					
9/27/2019						5.4E-05 (J)	<0.001		
9/30/2019					7.3E-05 (J)			<0.001	<0.001
2/24/2020	7.9E-05 (J)	<0.001	<0.001	<0.001					
2/25/2020						<0.001	<0.001		
2/26/2020					5.3E-05 (J)			<0.001	<0.001
3/19/2020	<0.001								
3/20/2020		<0.001	<0.001		6E-05 (J)	<0.001			
3/23/2020				<0.001			<0.001		
3/24/2020									<0.001
3/25/2020								5.4E-05 (J)	
9/24/2020	<0.001	<0.001			5E-05 (J)	0.00014 (J)	0.00014 (J)		

ND substitution: RL or RL/2 if <15% NDs.

Time Series

Constituent: Lead (mg/L) Analysis Run 10/11/2024 9:24 AM

Plant Bowen Client: Southern Company Data: Bowen AP-1

	BGWC-17	BGWC-18	BGWC-19	BGWC-20	BGWC-21	BGWC-22	BGWC-23	BGWC-24	BGWC-25
9/25/2020								0.0001 (J)	
9/28/2020			3.8E-05 (J)	8.3E-05 (J)					5.1E-05 (J)
2/18/2021	<0.001	<0.001	<0.001	<0.001					
2/19/2021					8.7E-05 (J)	0.00011 (J)	<0.001	4.3E-05 (J)	
2/23/2021									7.4E-05 (J)
3/8/2021									
3/24/2021	<0.001	<0.001							
3/25/2021									
3/26/2021			<0.001				0.00031 (J)	7.1E-05 (J)	0.00013 (J)
3/29/2021				<0.001	9.4E-05 (J)	6.1E-05 (J)			
8/19/2021	<0.001	<0.001							<0.001
8/20/2021			<0.001	<0.001	<0.001				
8/23/2021						<0.001	<0.001	<0.001	
2/11/2022	<0.001								
2/14/2022							<0.001		
2/15/2022						<0.001		<0.001	
2/16/2022		<0.001	<0.001	<0.001	<0.001				<0.001
7/27/2022	<0.001	<0.001	<0.001	<0.001					<0.001
7/28/2022					<0.001				
8/1/2022							<0.001		
8/2/2022						<0.001		<0.001	
10/21/2022								<0.001 (R)	
1/26/2023	<0.001	<0.001							
1/27/2023			<0.001		<0.001				<0.001
1/30/2023				<0.001					
2/1/2023								<0.001	
2/2/2023							<0.001		
2/7/2023						<0.001			
8/17/2023	<0.001	<0.001							<0.001
8/18/2023			<0.001	<0.001					
8/21/2023									
8/22/2023						0.00014 (J)			
8/23/2023					<0.001		<0.001		
8/25/2023								<0.001	
1/30/2024								<0.001	
2/1/2024	<0.001								
2/2/2024		<0.001	0.00018 (J)						
2/5/2024				<0.001	<0.001				<0.001
2/6/2024									
2/8/2024						<0.001	<0.001		
8/19/2024	<0.001	<0.001	<0.001						
8/20/2024				<0.001					<0.001
8/21/2024						<0.001		<0.001	
8/22/2024					<0.001		<0.001		

ND substitution: RL or RL/2 if <15% NDs.

Time Series

Constituent: Lead (mg/L) Analysis Run 10/11/2024 9:24 AM

Plant Bowen Client: Southern Company Data: Bowen AP-1

	BGWC-30
6/7/2016	
6/8/2016	
6/9/2016	
8/11/2016	
8/12/2016	
8/15/2016	
8/18/2016	
10/7/2016	
10/10/2016	
12/6/2016	
12/7/2016	
12/8/2016	
1/23/2017	0.0003 (J)
2/7/2017	0.0002 (J)
2/16/2017	
2/17/2017	
2/20/2017	
3/27/2017	8E-05 (J)
4/17/2017	<0.001
4/19/2017	
4/20/2017	
5/22/2017	<0.001
5/30/2017	
6/1/2017	
6/5/2017	<0.001
7/11/2017	8E-05 (J)
7/14/2017	
7/17/2017	
7/18/2017	
7/19/2017	
8/23/2017	<0.001
3/26/2018	<0.001
3/27/2018	
3/28/2018	
3/29/2018	
2/27/2019	
3/1/2019	<0.001
4/2/2019	<0.001
4/3/2019	
4/4/2019	
9/26/2019	
9/27/2019	0.00018 (J)
9/30/2019	
2/24/2020	
2/25/2020	
2/26/2020	0.00035 (J)
3/19/2020	
3/20/2020	
3/23/2020	0.00011 (J)
3/24/2020	
3/25/2020	
9/24/2020	

Time Series

Constituent: Lead (mg/L) Analysis Run 10/11/2024 9:24 AM

Plant Bowen Client: Southern Company Data: Bowen AP-1

	BGWC-30
9/25/2020	0.00016 (J)
9/28/2020	
2/18/2021	
2/19/2021	
2/23/2021	
3/8/2021	0.00018 (J)
3/24/2021	
3/25/2021	0.00015 (J)
3/26/2021	
3/29/2021	
8/19/2021	<0.001
8/20/2021	
8/23/2021	
2/11/2022	
2/14/2022	<0.001
2/15/2022	
2/16/2022	
7/27/2022	
7/28/2022	
8/1/2022	<0.001
8/2/2022	
10/21/2022	
1/26/2023	
1/27/2023	
1/30/2023	
2/1/2023	<0.001
2/2/2023	
2/7/2023	
8/17/2023	
8/18/2023	
8/21/2023	0.00017 (J)
8/22/2023	
8/23/2023	
8/25/2023	
1/30/2024	
2/1/2024	
2/2/2024	
2/5/2024	
2/6/2024	<0.001
2/8/2024	
8/19/2024	
8/20/2024	
8/21/2024	
8/22/2024	<0.001

ND substitution: RL or RL/2 if <15% NDs.

Time Series

Constituent: Lead (mg/L) Analysis Run 10/11/2024 9:24 AM

Plant Bowen Client: Southern Company Data: Bowen AP-1

	BGWC-31	BGWC-32	BGWC-34D	BGWC-35D	BGWC-36D	BGWC-37D	BGWC-38D	BGWC-39	BGWC-40
4/2/2019					0.00067 (J)				
4/4/2019	0.00065 (J)		5.4E-05 (J)	0.00023 (J)					
4/5/2019		<0.001							
9/24/2019	0.0004 (J)		<0.001						
9/26/2019		<0.001		6.9E-05 (J)					
9/27/2019					0.0005 (J)				
2/25/2020				0.00025 (J)		0.00011 (J)			
2/26/2020	7.6E-05 (J)				0.00033 (J)				
2/27/2020		<0.001	<0.001				0.00025 (J)	<0.001	
2/28/2020									0.00014 (J)
3/23/2020	0.00028 (J)				0.00014 (J)				
3/24/2020		<0.001	<0.001			7.3E-05 (J)	0.00016 (J)	0.0001 (J)	
3/25/2020				0.00018 (J)					0.00017 (J)
9/2/2020							0.00022 (J)		
9/25/2020		0.00011 (J)		0.00037 (J)		0.00029 (J)			
9/28/2020	0.0013 (J)		<0.001		0.00017 (J)				
9/29/2020								<0.001	0.00024 (J)
2/19/2021			<0.001						
2/22/2021	0.00045 (J)			0.00011 (J)		8.2E-05 (J)		<0.001	0.00014 (J)
2/23/2021		7.2E-05 (J)							
3/8/2021					0.00011 (J)				
3/9/2021							<0.001		
3/25/2021					<0.001				
3/26/2021				<0.001		<0.001			
3/29/2021	0.00061 (J)						<0.001		
3/30/2021		<0.001	<0.001						0.00018 (J)
3/31/2021								<0.001	
8/19/2021							<0.001		
8/20/2021	<0.001			<0.001		<0.001			
8/23/2021					<0.001				
8/24/2021			<0.001					<0.001	<0.001
8/25/2021		<0.001							
2/14/2022					<0.001		<0.001		
2/15/2022									
2/16/2022	<0.001	<0.001	<0.001					<0.001	<0.001
2/17/2022				<0.001		<0.001			
7/28/2022	<0.001		<0.001	<0.001		<0.001			<0.001
7/29/2022		<0.001			<0.001				
8/2/2022							<0.001	<0.001	
1/27/2023	<0.001								
1/30/2023			<0.001	<0.001		<0.001			
1/31/2023		<0.001							<0.001
2/1/2023					<0.001				
2/2/2023								<0.001	
2/7/2023							<0.001		
8/18/2023	0.00024 (J)	<0.001	<0.001						<0.001
8/21/2023					<0.001		0.00014 (J)		
8/23/2023								<0.001	
8/24/2023				<0.001		0.00014 (J)			
1/30/2024					<0.001				
2/2/2024	0.00043 (J)								
2/5/2024			<0.001						

ND substitution: RL or RL/2 if <15% NDs.

Time Series

Constituent: Lead (mg/L) Analysis Run 10/11/2024 9:24 AM

Plant Bowen Client: Southern Company Data: Bowen AP-1

	BGWC-31	BGWC-32	BGWC-34D	BGWC-35D	BGWC-36D	BGWC-37D	BGWC-38D	BGWC-39	BGWC-40
2/6/2024							<0.001		
2/7/2024				<0.001		<0.001			<0.001
2/8/2024		<0.001						<0.001	
8/19/2024	0.00019 (J)								
8/20/2024			<0.001		<0.001				<0.001
8/21/2024		<0.001							
8/22/2024				<0.001		<0.001	<0.001	<0.001	

ND substitution: RL or RL/2 if <15% NDs.

Time Series

Constituent: Lead (mg/L) Analysis Run 10/11/2024 9:24 AM

Plant Bowen Client: Southern Company Data: Bowen AP-1

	BGWC-41D
4/2/2019	
4/4/2019	
4/5/2019	
9/24/2019	
9/26/2019	
9/27/2019	
2/25/2020	
2/26/2020	
2/27/2020	
2/28/2020	
3/23/2020	
3/24/2020	
3/25/2020	
9/2/2020	<0.001
9/25/2020	
9/28/2020	
9/29/2020	
2/19/2021	
2/22/2021	<0.001
2/23/2021	
3/8/2021	
3/9/2021	
3/25/2021	
3/26/2021	
3/29/2021	
3/30/2021	
3/31/2021	3.6E-05 (J)
8/19/2021	
8/20/2021	
8/23/2021	
8/24/2021	<0.001
8/25/2021	
2/14/2022	
2/15/2022	<0.001
2/16/2022	
2/17/2022	
7/28/2022	
7/29/2022	<0.001
8/2/2022	
1/27/2023	
1/30/2023	
1/31/2023	
2/1/2023	<0.001
2/2/2023	
2/7/2023	
8/18/2023	
8/21/2023	
8/23/2023	<0.001
8/24/2023	
1/30/2024	
2/2/2024	
2/5/2024	

ND substitution: RL or RL/2 if <15% NDs.

Time Series

Constituent: Lead (mg/L) Analysis Run 10/11/2024 9:24 AM

Plant Bowen Client: Southern Company Data: Bowen AP-1

	BGWC-41D
2/6/2024	
2/7/2024	<0.001
2/8/2024	
8/19/2024	
8/20/2024	
8/21/2024	<0.001
8/22/2024	

ND substitution: RL or RL/2 if <15% NDs.

Time Series

Constituent: Lead (mg/L) Analysis Run 10/11/2024 9:24 AM

Plant Bowen Client: Southern Company Data: Bowen AP-1

	BGWC-42D	BGWC-43D	BGWC-44D	BGWC-49D	BGWC-50D	BGWC-51	BGWC-52	BGWC-7	BGWC-8
6/6/2016									
6/7/2016									<0.001
6/8/2016								<0.001	
8/10/2016									<0.001
8/11/2016								<0.001	
10/4/2016									<0.001
10/5/2016									
10/6/2016								<0.001	
12/2/2016									<0.001
12/5/2016									
12/6/2016								<0.001	
2/14/2017									<0.001
2/15/2017								<0.001	
4/14/2017									<0.001
4/17/2017									
4/18/2017								<0.001	
5/26/2017									0.0003 (J)
6/2/2017								<0.001	
7/10/2017									<0.001
7/11/2017									
7/14/2017								<0.001	
3/26/2018									<0.001
3/27/2018								<0.001	
2/25/2019									<0.001
2/28/2019								<0.001	
4/1/2019									<0.001
4/2/2019								<0.001	
9/24/2019								<0.001	<0.001
2/19/2020									0.00014 (J)
2/20/2020									
2/21/2020								<0.001	
3/18/2020									<0.001
3/19/2020								<0.001	
9/3/2020	<0.001	0.00012 (J)	<0.001						
9/23/2020									<0.001
9/24/2020									
9/25/2020								<0.001	
1/28/2021						0.00016 (J)	5.4E-05 (J)		
2/16/2021									0.0001 (J)
2/17/2021									
2/18/2021			0.00017 (J)					<0.001	
2/22/2021	4.1E-05 (J)								
2/23/2021						0.00015 (J)	0.0001 (J)		
3/8/2021		<0.001							
3/24/2021									0.00015 (J)
3/29/2021		<0.001							
3/30/2021						0.00022 (J)	0.00011 (J)	<0.001	
3/31/2021			<0.001						
4/1/2021	4.4E-05 (J)								
4/19/2021				4.4E-05 (J)	0.00014 (J)				
8/18/2021			<0.001		<0.001				<0.001
8/19/2021								<0.001	

ND substitution: RL or RL/2 if <15% NDs.

Time Series

Constituent: Lead (mg/L) Analysis Run 10/11/2024 9:24 AM

Plant Bowen Client: Southern Company Data: Bowen AP-1

	BGWC-42D	BGWC-43D	BGWC-44D	BGWC-49D	BGWC-50D	BGWC-51	BGWC-52	BGWC-7	BGWC-8
8/20/2021	<0.001								
8/23/2021		<0.001				<0.001	<0.001		
8/24/2021				<0.001					
2/9/2022			<0.001		<0.001				
2/10/2022									<0.001
2/11/2022								<0.001	
2/14/2022						<0.001	<0.001		
2/15/2022		<0.001							
2/17/2022	<0.001			<0.001					
7/26/2022			<0.001		<0.001				<0.001
7/28/2022	<0.001						<0.001	<0.001	
8/1/2022		<0.001		<0.001		<0.001			
1/25/2023			<0.001		<0.001				
1/26/2023								<0.001	<0.001
1/30/2023	<0.001								
1/31/2023						<0.001	<0.001		
2/1/2023				<0.001					
2/7/2023		<0.001							
8/15/2023			<0.001		<0.001				
8/16/2023									<0.001
8/17/2023								<0.001	
8/21/2023						<0.001			
8/22/2023				<0.001			<0.001		
8/23/2023		<0.001							
8/24/2023	<0.001								
1/30/2024		<0.001							
1/31/2024			<0.001		<0.001				
2/1/2024									<0.001
2/2/2024								<0.001	
2/5/2024						<0.001	<0.001		
2/6/2024				<0.001					
2/7/2024	<0.001								
8/15/2024			<0.001						
8/16/2024					<0.001			<0.001	<0.001
8/19/2024									
8/20/2024	<0.001					<0.001	<0.001		
8/21/2024		<0.001		<0.001					

ND substitution: RL or RL/2 if <15% NDs.

Time Series

Constituent: Lead (mg/L) Analysis Run 10/11/2024 9:24 AM

Plant Bowen Client: Southern Company Data: Bowen AP-1

	BGWC-9
6/6/2016	<0.001
6/7/2016	
6/8/2016	
8/10/2016	
8/11/2016	<0.001
10/4/2016	
10/5/2016	0.0005 (J)
10/6/2016	
12/2/2016	
12/5/2016	0.0002 (J)
12/6/2016	
2/14/2017	
2/15/2017	<0.001
4/14/2017	
4/17/2017	0.0001 (J)
4/18/2017	
5/26/2017	0.0001 (J)
6/2/2017	
7/10/2017	
7/11/2017	<0.001
7/14/2017	
3/26/2018	
3/27/2018	<0.001
2/25/2019	
2/28/2019	
4/1/2019	9.2E-05 (J)
4/2/2019	
9/24/2019	5.6E-05 (J)
2/19/2020	
2/20/2020	8.2E-05 (J)
2/21/2020	
3/18/2020	
3/19/2020	6.3E-05 (J)
9/3/2020	
9/23/2020	
9/24/2020	<0.001
9/25/2020	
1/28/2021	
2/16/2021	
2/17/2021	7.5E-05 (J)
2/18/2021	
2/22/2021	
2/23/2021	
3/8/2021	
3/24/2021	<0.001
3/29/2021	
3/30/2021	
3/31/2021	
4/1/2021	
4/19/2021	
8/18/2021	<0.001
8/19/2021	

Time Series

Constituent: Lead (mg/L) Analysis Run 10/11/2024 9:24 AM

Plant Bowen Client: Southern Company Data: Bowen AP-1

	BGWC-9
8/20/2021	
8/23/2021	
8/24/2021	
2/9/2022	
2/10/2022	<0.001
2/11/2022	
2/14/2022	
2/15/2022	
2/17/2022	
7/26/2022	<0.001
7/28/2022	
8/1/2022	
1/25/2023	
1/26/2023	<0.001
1/30/2023	
1/31/2023	
2/1/2023	
2/7/2023	
8/15/2023	
8/16/2023	
8/17/2023	<0.001
8/21/2023	
8/22/2023	
8/23/2023	
8/24/2023	
1/30/2024	
1/31/2024	
2/1/2024	<0.001
2/2/2024	
2/5/2024	
2/6/2024	
2/7/2024	
8/15/2024	
8/16/2024	
8/19/2024	<0.001
8/20/2024	
8/21/2024	

ND substitution: RL or RL/2 if <15% NDs.

Time Series

Constituent: Lithium (mg/L) Analysis Run 10/11/2024 9:24 AM

Plant Bowen Client: Southern Company Data: Bowen AP-1

	BGWA-2 (bg)	BGWA-29 (bg)	BGWA-33 (bg)	BGWA-47D (bg)	BGWA-48D (bg)	BGWA-6	BGWC-10	BGWC-12	BGWC-14A
6/6/2016	<0.03					<0.03			
6/7/2016							0.0065	<0.03	
8/9/2016	<0.03								
8/10/2016						<0.03			
8/11/2016									
8/12/2016								<0.03	
8/16/2016							<0.03		
8/22/2016		<0.03							
10/3/2016	<0.03								
10/4/2016		<0.03				<0.03			
10/6/2016								<0.03	
10/7/2016							<0.03		
11/29/2016	<0.03								
12/1/2016		<0.03				<0.03			
12/5/2016								<0.03	
12/6/2016							<0.03		
1/10/2017		<0.03							
2/13/2017	<0.03								
2/14/2017		<0.03				<0.03			
2/15/2017								<0.03	
2/16/2017							<0.03		
4/13/2017	<0.03					<0.03			
4/14/2017		<0.03							
4/18/2017							0.0011 (J)	<0.03	
5/25/2017	<0.03	<0.03				<0.03			
5/30/2017									
6/2/2017							0.0011 (J)	<0.03	
7/7/2017	<0.03					<0.03			
7/10/2017		<0.03							
7/12/2017							<0.03		
7/13/2017								<0.03	
7/14/2017									
3/26/2018	<0.03	<0.03							
3/27/2018							0.0025 (J)		
3/28/2018								<0.03	
6/12/2018	<0.03	<0.03							
6/14/2018							0.0011 (J)	<0.03	
10/16/2018	<0.03	<0.03				<0.03			
10/17/2018								<0.03	
10/18/2018							0.0016 (J)		
2/25/2019	<0.03								
2/27/2019		<0.03							
2/28/2019							0.0017 (J)	0.0011 (J)	
4/1/2019	<0.03	0.00059 (J)						0.00078 (J)	
4/2/2019						<0.03	0.0012 (J)		
4/3/2019			<0.03						
9/23/2019	<0.03	0.00089 (J)				<0.03			
9/25/2019							<0.03	0.001 (J)	
9/26/2019									
9/27/2019			<0.03						
2/18/2020	<0.03					<0.03			
2/19/2020		<0.03							

ND substitution: RL or RL/2 if <15% NDs.

Time Series

Constituent: Lithium (mg/L) Analysis Run 10/11/2024 9:24 AM

Plant Bowen Client: Southern Company Data: Bowen AP-1

	BGWA-2 (bg)	BGWA-29 (bg)	BGWA-33 (bg)	BGWA-47D (bg)	BGWA-48D (bg)	BGWA-6	BGWC-10	BGWC-12	BGWC-14A
2/20/2020							0.00093 (J)		
2/21/2020			<0.03						
2/24/2020								0.00091 (J)	
3/18/2020	<0.03	<0.03							
3/19/2020						<0.03		0.00097 (J)	
3/20/2020			<0.03						
3/23/2020							0.00084 (J)		
5/22/2020				<0.03					<0.03
5/25/2020					0.0011 (J)				
6/23/2020				<0.03	<0.03				<0.03
7/28/2020				<0.03	0.0014 (J)				<0.03
9/2/2020				<0.03					0.00095 (J)
9/3/2020					0.0014 (J)				
9/23/2020	<0.03	0.00085 (J)				<0.03			
9/24/2020							0.0013 (J)		
9/25/2020			<0.03					0.001 (J)	
10/1/2020				<0.03	0.0011 (J)				0.00095 (J)
11/10/2020				<0.03	<0.03				<0.03
12/15/2020				<0.03	0.00089				0.00091
1/20/2021				<0.03	0.00091 (J)				0.00082 (J)
2/16/2021	<0.03	<0.03							
2/17/2021				<0.03	0.00099 (J)				
2/18/2021						<0.03	0.0011 (J)		<0.03
2/19/2021			<0.03					0.0011 (J)	
3/23/2021		0.00087 (J)							
3/24/2021								0.0012 (J)	<0.03
3/25/2021				<0.03	<0.03				
3/26/2021	<0.03								
3/30/2021							0.00092 (J)		
3/31/2021						0.00082 (J)			
4/1/2021			<0.03						
8/16/2021	<0.03	0.00093 (J)		<0.03	<0.03	<0.03			
8/18/2021							<0.03	0.0013 (J)	0.00087 (J)
8/25/2021			<0.03						
2/9/2022	<0.03			0.00083 (J)	<0.03	<0.03			<0.03
2/10/2022		<0.03							
2/11/2022							0.00079 (J)	0.0011 (J)	
2/16/2022			<0.03						
7/26/2022	<0.03	0.00095 (J)		0.00073 (J)	<0.03	<0.03			0.0011 (J)
7/27/2022								0.0014 (J)	
7/28/2022							0.00076 (J)		
8/3/2022			<0.03						
1/24/2023	<0.03	<0.03		<0.03	<0.03				
1/25/2023						<0.03			
1/26/2023								0.0013 (J)	0.00077 (J)
1/27/2023							0.00082 (J)		
2/2/2023			<0.03						
8/15/2023				<0.03		<0.03			
8/16/2023		0.00086 (J)			<0.03			0.0016 (J)	0.0016 (J)
8/17/2023							<0.03		
8/21/2023	<0.03								
8/23/2023			<0.03						

ND substitution: RL or RL/2 if <15% NDs.

Time Series

Constituent: Lithium (mg/L) Analysis Run 10/11/2024 9:24 AM

Plant Bowen Client: Southern Company Data: Bowen AP-1

	BGWA-2 (bg)	BGWA-29 (bg)	BGWA-33 (bg)	BGWA-47D (bg)	BGWA-48D (bg)	BGWA-6	BGWC-10	BGWC-12	BGWC-14A
1/31/2024				<0.03	<0.03	<0.03			
2/1/2024							<0.03	<0.03	0.0019 (J)
2/5/2024		<0.03							
2/7/2024			<0.03						
2/8/2024	<0.03								
8/15/2024				<0.03	<0.03	<0.03			
8/16/2024									0.0019 (J)
8/19/2024								0.0017 (J)	
8/20/2024							<0.03		
8/21/2024	<0.03	<0.03							
8/23/2024			<0.03						

ND substitution: RL or RL/2 if <15% NDs.

Time Series

Constituent: Lithium (mg/L) Analysis Run 10/11/2024 9:24 AM

Plant Bowen Client: Southern Company Data: Bowen AP-1

	BGWC-16
6/6/2016	
6/7/2016	<0.03
8/9/2016	
8/10/2016	
8/11/2016	<0.03
8/12/2016	
8/16/2016	
8/22/2016	
10/3/2016	
10/4/2016	
10/6/2016	
10/7/2016	<0.03
11/29/2016	
12/1/2016	
12/5/2016	
12/6/2016	<0.03
1/10/2017	
2/13/2017	
2/14/2017	
2/15/2017	
2/16/2017	<0.03
4/13/2017	
4/14/2017	
4/18/2017	<0.03
5/25/2017	
5/30/2017	<0.03
6/2/2017	
7/7/2017	
7/10/2017	
7/12/2017	
7/13/2017	
7/14/2017	<0.03
3/26/2018	
3/27/2018	<0.03
3/28/2018	
6/12/2018	<0.03
6/14/2018	
10/16/2018	
10/17/2018	
10/18/2018	<0.03
2/25/2019	<0.03
2/27/2019	
2/28/2019	
4/1/2019	
4/2/2019	0.00049 (J)
4/3/2019	
9/23/2019	
9/25/2019	
9/26/2019	<0.03
9/27/2019	
2/18/2020	
2/19/2020	

ND substitution: RL or RL/2 if <15% NDs.

Time Series

Constituent: Lithium (mg/L) Analysis Run 10/11/2024 9:24 AM

Plant Bowen Client: Southern Company Data: Bowen AP-1

	BGWC-16
2/20/2020	<0.03
2/21/2020	
2/24/2020	
3/18/2020	
3/19/2020	<0.03
3/20/2020	
3/23/2020	
5/22/2020	
5/25/2020	
6/23/2020	
7/28/2020	
9/2/2020	
9/3/2020	
9/23/2020	
9/24/2020	<0.03
9/25/2020	
10/1/2020	
11/10/2020	
12/15/2020	
1/20/2021	
2/16/2021	
2/17/2021	
2/18/2021	<0.03
2/19/2021	
3/23/2021	
3/24/2021	<0.03
3/25/2021	
3/26/2021	
3/30/2021	
3/31/2021	
4/1/2021	
8/16/2021	
8/18/2021	<0.03
8/25/2021	
2/9/2022	
2/10/2022	
2/11/2022	<0.03
2/16/2022	
7/26/2022	
7/27/2022	<0.03
7/28/2022	
8/3/2022	
1/24/2023	
1/25/2023	
1/26/2023	<0.03
1/27/2023	
2/2/2023	
8/15/2023	
8/16/2023	
8/17/2023	<0.03
8/21/2023	
8/23/2023	

Time Series

Constituent: Lithium (mg/L) Analysis Run 10/11/2024 9:24 AM

Plant Bowen Client: Southern Company Data: Bowen AP-1

	BGWC-16
1/31/2024	
2/1/2024	<0.03
2/5/2024	
2/7/2024	
2/8/2024	
8/15/2024	
8/16/2024	
8/19/2024	<0.03
8/20/2024	
8/21/2024	
8/23/2024	

ND substitution: RL or RL/2 if <15% NDs.

Time Series

Constituent: Lithium (mg/L) Analysis Run 10/11/2024 9:24 AM

Plant Bowen Client: Southern Company Data: Bowen AP-1

	BGWC-17	BGWC-18	BGWC-19	BGWC-20	BGWC-21	BGWC-22	BGWC-23	BGWC-24	BGWC-25
6/7/2016	<0.03								
6/8/2016		<0.03	<0.03	0.016	<0.03	0.012			<0.03
6/9/2016							0.0074	0.0057	
8/11/2016	<0.03								
8/12/2016		<0.03	<0.03	0.0202 (J)					
8/15/2016									<0.03
8/18/2016					<0.03	0.0118 (J)	0.0078 (J)	0.0061 (J)	
10/7/2016	<0.03	<0.03	<0.03						
10/10/2016				0.0194 (J)	<0.03	0.0137 (J)	0.0093 (J)	0.006 (J)	<0.03
12/6/2016	<0.03	<0.03							
12/7/2016			<0.03	0.0265 (J)			0.0117 (J)	0.0066 (J)	
12/8/2016					<0.03	0.0154 (J)			<0.03
1/23/2017									
2/7/2017									
2/16/2017	<0.03	<0.03	<0.03						
2/17/2017				0.0253 (J)	<0.03	0.0125 (J)			
2/20/2017							0.011 (J)	0.0053 (J)	<0.03
3/27/2017									
4/17/2017									
4/19/2017	<0.03	<0.03	<0.03	0.0233 (J)	<0.03		0.0105 (J)	0.0055 (J)	
4/20/2017						0.012 (J)			<0.03
5/22/2017									
5/30/2017	<0.03								
6/1/2017		<0.03	<0.03	0.023 (J)	<0.03				<0.03
6/5/2017						0.0114 (J)	0.0108 (J)	0.0068 (J)	
7/11/2017									
7/14/2017	<0.03	<0.03	<0.03						
7/17/2017							0.0095 (J)	<0.03	<0.03
7/18/2017				0.0207 (J)	<0.03				
7/19/2017						0.0126 (J)			
8/23/2017									
3/26/2018									
3/27/2018	<0.03	<0.03	<0.03						
3/28/2018				0.013 (J)	<0.03				<0.03
3/29/2018						0.021 (J)	0.014 (J)	0.0053 (J)	
6/13/2018				0.02 (J)			0.014 (J)	0.0067 (J)	
6/14/2018	<0.03	<0.03			<0.03	0.024 (J)			<0.03
6/15/2018			<0.03						
10/17/2018	<0.03								
10/18/2018		<0.03							
10/19/2018			<0.03		<0.03				
10/22/2018				0.016 (J)		0.034 (J)	0.016 (J)	0.0075 (J)	<0.03
2/27/2019	<0.03	<0.03		0.015 (J)					
3/1/2019			<0.03			0.022 (J)	0.017 (J)	0.0068 (J)	<0.03
4/2/2019	0.00069 (J)	<0.03							
4/3/2019			<0.03	0.012 (J)	<0.03	0.024 (J)	0.013 (J)	0.0048 (J)	
4/4/2019									<0.03
9/26/2019	<0.03	<0.03	<0.03	0.018 (J)					
9/27/2019						0.039	0.024 (J)		
9/30/2019					<0.03			0.0077 (J)	<0.03
2/24/2020	<0.03	<0.03	<0.03	0.021 (J)					
2/25/2020						0.026 (J)	0.033		

ND substitution: RL or RL/2 if <15% NDs.

Time Series

Constituent: Lithium (mg/L) Analysis Run 10/11/2024 9:24 AM

Plant Bowen Client: Southern Company Data: Bowen AP-1

	BGWC-17	BGWC-18	BGWC-19	BGWC-20	BGWC-21	BGWC-22	BGWC-23	BGWC-24	BGWC-25
2/26/2020					<0.03			0.0082 (J)	<0.03
3/19/2020	<0.03								
3/20/2020		<0.03	<0.03		<0.03	0.029 (J)			
3/23/2020				0.02 (J)			0.032		
3/24/2020									<0.03
3/25/2020								0.0078 (J)	
9/24/2020	<0.03	<0.03			<0.03	0.043	0.031		
9/25/2020								0.0078 (J)	
9/28/2020			<0.03	0.027 (J)					<0.03
2/18/2021	<0.03	<0.03	<0.03	0.041					
2/19/2021					<0.03	0.035	0.04	0.0086 (J)	
2/23/2021									<0.03
3/8/2021									
3/24/2021	<0.03	<0.03							
3/25/2021									
3/26/2021			<0.03				0.039 (J)	<0.03	<0.03
3/29/2021				0.036	<0.03	0.033			
8/19/2021	<0.03	<0.03							<0.03
8/20/2021			<0.03	0.025 (J)	<0.03				
8/23/2021						0.028 (J)	0.029 (J)	0.0076 (J)	
2/11/2022	<0.03								
2/14/2022							0.033		
2/15/2022						0.032 (J)		0.0086 (J)	
2/16/2022		<0.03	<0.03	0.031	<0.03				<0.03
7/27/2022	<0.03	<0.03	<0.03	0.037					<0.03
7/28/2022					<0.03				
8/1/2022							0.029 (J)		
8/2/2022						0.03 (J)		<0.03	
10/21/2022								0.0057 (J)	
1/26/2023	<0.03	<0.03							
1/27/2023			<0.03		<0.03				<0.03
1/30/2023				0.059					
2/1/2023								0.0063 (J)	
2/2/2023							0.025 (J)		
2/7/2023						0.018 (J)			
8/17/2023	<0.03	<0.03							<0.03
8/18/2023			<0.03	0.078					
8/21/2023									
8/22/2023						0.021 (J)			
8/23/2023					<0.03		0.016 (J)		
8/25/2023								0.0058 (J)	
1/30/2024								0.0054 (J)	
2/1/2024	<0.03								
2/2/2024		<0.03	<0.03						
2/5/2024				0.095	<0.03				<0.03
2/6/2024									
2/8/2024						0.021 (J)	0.019 (J)		
8/19/2024	<0.03	<0.03	<0.03						
8/20/2024				0.099					<0.03
8/21/2024						0.021 (J)		0.0045 (J)	
8/22/2024					<0.03		0.019 (J)		

ND substitution: RL or RL/2 if <15% NDs.

Time Series

Constituent: Lithium (mg/L) Analysis Run 10/11/2024 9:24 AM

Plant Bowen Client: Southern Company Data: Bowen AP-1

	BGWC-30
6/7/2016	
6/8/2016	
6/9/2016	
8/11/2016	
8/12/2016	
8/15/2016	
8/18/2016	
10/7/2016	
10/10/2016	
12/6/2016	
12/7/2016	
12/8/2016	
1/23/2017	0.0171 (J)
2/7/2017	0.0196 (J)
2/16/2017	
2/17/2017	
2/20/2017	
3/27/2017	0.0192 (J)
4/17/2017	0.0169 (J)
4/19/2017	
4/20/2017	
5/22/2017	0.0167 (J)
5/30/2017	
6/1/2017	
6/5/2017	0.0177 (J)
7/11/2017	0.0203 (J)
7/14/2017	
7/17/2017	
7/18/2017	
7/19/2017	
8/23/2017	0.0182 (J)
3/26/2018	0.0063 (J)
3/27/2018	
3/28/2018	
3/29/2018	
6/13/2018	
6/14/2018	
6/15/2018	0.0049 (J)
10/17/2018	
10/18/2018	
10/19/2018	
10/22/2018	0.005 (J)
2/27/2019	
3/1/2019	0.0044 (J)
4/2/2019	0.0041 (J)
4/3/2019	
4/4/2019	
9/26/2019	
9/27/2019	0.0012 (J)
9/30/2019	
2/24/2020	
2/25/2020	

Time Series

Constituent: Lithium (mg/L) Analysis Run 10/11/2024 9:24 AM

Plant Bowen Client: Southern Company Data: Bowen AP-1

	BGWC-30
2/26/2020	0.00096 (J)
3/19/2020	
3/20/2020	
3/23/2020	0.0014 (J)
3/24/2020	
3/25/2020	
9/24/2020	
9/25/2020	0.0011 (J)
9/28/2020	
2/18/2021	
2/19/2021	
2/23/2021	
3/8/2021	0.0012 (J)
3/24/2021	
3/25/2021	<0.03
3/26/2021	
3/29/2021	
8/19/2021	0.0012 (J)
8/20/2021	
8/23/2021	
2/11/2022	
2/14/2022	0.0015 (J)
2/15/2022	
2/16/2022	
7/27/2022	
7/28/2022	
8/1/2022	0.0012 (J)
8/2/2022	
10/21/2022	
1/26/2023	
1/27/2023	
1/30/2023	
2/1/2023	0.0018 (J)
2/2/2023	
2/7/2023	
8/17/2023	
8/18/2023	
8/21/2023	0.0012 (J)
8/22/2023	
8/23/2023	
8/25/2023	
1/30/2024	
2/1/2024	
2/2/2024	
2/5/2024	
2/6/2024	<0.03
2/8/2024	
8/19/2024	
8/20/2024	
8/21/2024	
8/22/2024	<0.03

Time Series

Constituent: Lithium (mg/L) Analysis Run 10/11/2024 9:24 AM

Plant Bowen Client: Southern Company Data: Bowen AP-1

	BGWC-31	BGWC-32	BGWC-34D	BGWC-35D	BGWC-36D	BGWC-37D	BGWC-38D	BGWC-39	BGWC-40
10/17/2018					0.0044 (J)				
10/18/2018	<0.03								
10/19/2018			0.00098 (J)						
10/22/2018		<0.03		0.011 (J)					
4/2/2019					0.0021 (J)				
4/4/2019	<0.03		0.00068 (J)	0.0096 (J)					
4/5/2019		<0.03							
9/24/2019	<0.03		<0.03						
9/26/2019		<0.03		0.013					
9/27/2019					0.0028 (J)				
2/25/2020				0.011 (J)		0.044			
2/26/2020	<0.03				0.001 (J)				
2/27/2020		<0.03	<0.03				0.02 (J)	0.0036 (J)	
2/28/2020									0.00084 (J)
3/23/2020	<0.03				<0.03				
3/24/2020		<0.03	<0.03			0.025 (J)	0.019 (J)	0.0029 (J)	
3/25/2020				0.0092 (J)					0.00079 (J)
9/2/2020							0.0096 (J)		
9/25/2020		<0.03		0.0062 (J)		0.014 (J)			
9/28/2020	<0.03		<0.03		0.0011 (J)				
9/29/2020								0.0066 (J)	<0.03
2/19/2021			<0.03						
2/22/2021	<0.03			0.014 (J)		0.0092 (J)		0.0038 (J)	<0.03
2/23/2021		<0.03							
3/8/2021					0.0017 (J)				
3/9/2021							0.011 (J)		
3/25/2021					0.0022 (J)				
3/26/2021				0.02 (J)		0.0066 (J)			
3/29/2021	<0.03						0.012 (J)		
3/30/2021		<0.03	<0.03						0.00086 (J)
3/31/2021								0.0039 (J)	
8/19/2021							0.0066 (J)		
8/20/2021	<0.03			0.016 (J)		0.004 (J)			
8/23/2021					0.0022 (J)				
8/24/2021			<0.03					0.0056 (J)	0.001 (J)
8/25/2021		<0.03							
2/14/2022					0.002 (J)		0.0061 (J)		
2/15/2022									
2/16/2022	<0.03	<0.15 (o)	<0.03					0.0042 (J)	<0.15 (o)
2/17/2022				0.018 (J)		<0.15 (o)			
7/28/2022	<0.03		<0.03	0.016 (J)		0.0026 (J)			<0.03
7/29/2022		<0.03			0.0012 (J)				
8/2/2022							0.009 (J)	0.0038 (J)	
1/27/2023	<0.03								
1/30/2023			<0.03	0.021 (J)		0.0025 (J)			
1/31/2023		<0.03							<0.03
2/1/2023					0.0013 (J)				
2/2/2023								0.0029 (J)	
2/7/2023							0.0011 (J)		
8/18/2023	<0.03	<0.03	<0.03						<0.03
8/21/2023					0.0012 (J)		<0.03		
8/23/2023								0.0034 (J)	

ND substitution: RL or RL/2 if <15% NDs.

Time Series

Constituent: Lithium (mg/L) Analysis Run 10/11/2024 9:24 AM

Plant Bowen Client: Southern Company Data: Bowen AP-1

	BGWC-31	BGWC-32	BGWC-34D	BGWC-35D	BGWC-36D	BGWC-37D	BGWC-38D	BGWC-39	BGWC-40
8/24/2023				0.023 (J)		0.003 (J)			
1/30/2024					0.0016 (J)				
2/2/2024	<0.03								
2/5/2024			<0.03						
2/6/2024							0.0023 (J)		
2/7/2024				0.023 (J)		0.0029 (J)			<0.03
2/8/2024		<0.03						0.0048 (J)	
8/19/2024	<0.03								
8/20/2024			<0.03		<0.03				<0.03
8/21/2024		<0.03							
8/22/2024				0.022 (J)		0.0026 (J)	0.006 (J)	0.0062 (J)	

ND substitution: RL or RL/2 if <15% NDs.

Time Series

Constituent: Lithium (mg/L) Analysis Run 10/11/2024 9:24 AM

Plant Bowen Client: Southern Company Data: Bowen AP-1

	BGWC-41D
10/17/2018	
10/18/2018	
10/19/2018	
10/22/2018	
4/2/2019	
4/4/2019	
4/5/2019	
9/24/2019	
9/26/2019	
9/27/2019	
2/25/2020	
2/26/2020	
2/27/2020	
2/28/2020	
3/23/2020	
3/24/2020	
3/25/2020	
9/2/2020	0.00092 (J)
9/25/2020	
9/28/2020	
9/29/2020	
2/19/2021	
2/22/2021	0.0017 (J)
2/23/2021	
3/8/2021	
3/9/2021	
3/25/2021	
3/26/2021	
3/29/2021	
3/30/2021	
3/31/2021	0.0017 (J)
8/19/2021	
8/20/2021	
8/23/2021	
8/24/2021	0.0024 (J)
8/25/2021	
2/14/2022	
2/15/2022	0.002 (J)
2/16/2022	
2/17/2022	
7/28/2022	
7/29/2022	0.0018 (J)
8/2/2022	
1/27/2023	
1/30/2023	
1/31/2023	
2/1/2023	0.0019 (J)
2/2/2023	
2/7/2023	
8/18/2023	
8/21/2023	
8/23/2023	<0.03

Time Series

Constituent: Lithium (mg/L) Analysis Run 10/11/2024 9:24 AM

Plant Bowen Client: Southern Company Data: Bowen AP-1

	BGWC-41D
8/24/2023	
1/30/2024	
2/2/2024	
2/5/2024	
2/6/2024	
2/7/2024	0.0022 (J)
2/8/2024	
8/19/2024	
8/20/2024	
8/21/2024	0.002 (J)
8/22/2024	

Time Series

Constituent: Lithium (mg/L) Analysis Run 10/11/2024 9:24 AM

Plant Bowen Client: Southern Company Data: Bowen AP-1

	BGWC-42D	BGWC-43D	BGWC-44D	BGWC-49D	BGWC-50D	BGWC-51	BGWC-52	BGWC-7	BGWC-8
6/6/2016									
6/7/2016									<0.03
6/8/2016								0.0079	
8/10/2016									<0.03
8/11/2016								0.0093 (J)	
10/4/2016									<0.03
10/5/2016									
10/6/2016								0.0102 (J)	
12/2/2016									<0.03
12/5/2016									
12/6/2016								0.0094 (J)	
2/14/2017									<0.03
2/15/2017								<0.03	
4/14/2017									<0.03
4/17/2017									
4/18/2017								0.0086 (J)	
5/26/2017									<0.03
6/2/2017								0.0102 (J)	
7/10/2017									<0.03
7/11/2017									
7/14/2017								0.0092 (J)	
3/26/2018									<0.03
3/27/2018								0.0087 (J)	
6/12/2018									<0.03
6/13/2018								0.0084 (J)	
10/16/2018									0.001 (J)
10/17/2018									
10/18/2018								0.0083 (J)	
2/25/2019									<0.03
2/28/2019								0.0086 (J)	
4/1/2019									<0.03
4/2/2019								0.0073 (J)	
9/24/2019								0.0083 (J)	<0.03
2/19/2020									<0.03
2/20/2020									
2/21/2020								0.0088 (J)	
3/18/2020									<0.03
3/19/2020								0.0097 (J)	
9/3/2020	0.0014 (J)	0.023 (J)	0.0016 (J)						
9/23/2020									<0.03
9/24/2020									
9/25/2020								0.0065 (J)	
1/28/2021						0.0017 (J)	0.0037 (J)		
2/16/2021									<0.03
2/17/2021									
2/18/2021			0.0035 (J)					0.0072 (J)	
2/22/2021	<0.03								
2/23/2021						0.0015 (J)	0.0038 (J)		
3/8/2021		0.024 (J)							
3/24/2021									<0.03
3/29/2021		0.026 (J)							
3/30/2021						0.0035 (J)	0.0038 (J)	0.0084 (J)	

ND substitution: RL or RL/2 if <15% NDs.

Time Series

Constituent: Lithium (mg/L) Analysis Run 10/11/2024 9:24 AM

Plant Bowen Client: Southern Company Data: Bowen AP-1

	BGWC-42D	BGWC-43D	BGWC-44D	BGWC-49D	BGWC-50D	BGWC-51	BGWC-52	BGWC-7	BGWC-8
3/31/2021			0.0029 (J)						
4/1/2021	0.0022 (J)								
4/19/2021				0.0083 (J)	<0.03				
8/18/2021			0.0027 (J)		<0.03				<0.03
8/19/2021								0.007 (J)	
8/20/2021	0.0012 (J)								
8/23/2021		0.031				0.0011 (J)	0.0033 (J)		
8/24/2021				0.01 (J)					
2/9/2022			0.0036 (J)		<0.03				
2/10/2022									<0.03
2/11/2022								0.0074 (J)	
2/14/2022						<0.03	0.002 (J)		
2/15/2022		0.027 (J)							
2/17/2022	<0.15 (o)			0.0076 (J)					
7/26/2022			0.0037 (J)		<0.03				<0.03
7/28/2022	0.0016 (J)						0.00088 (J)	0.0061 (J)	
8/1/2022		0.025 (J)		0.0057 (J)		<0.03			
1/25/2023			0.004 (J)		0.0019 (J)				
1/26/2023								0.0065 (J)	<0.03
1/30/2023	<0.03								
1/31/2023						<0.03	0.0011 (J)		
2/1/2023				0.0042 (J)					
2/7/2023		0.016 (J)							
8/15/2023			0.0063 (J)		0.0015 (J)				
8/16/2023									<0.03
8/17/2023								0.0059 (J)	
8/21/2023						<0.03			
8/22/2023				0.0065 (J)			<0.03		
8/23/2023		0.022 (J)							
8/24/2023	0.0017 (J)								
1/30/2024		0.017 (J)							
1/31/2024			0.0059 (J)		0.0019 (J)				
2/1/2024									<0.03
2/2/2024								0.0066 (J)	
2/5/2024						<0.03	<0.03		
2/6/2024				0.0058 (J)					
2/7/2024	0.0021 (J)								
8/15/2024			0.0053 (J)						
8/16/2024					<0.03			0.0057 (J)	<0.03
8/19/2024									
8/20/2024	0.002 (J)					<0.03	<0.03		
8/21/2024		0.019 (J)		0.0062 (J)					

ND substitution: RL or RL/2 if <15% NDs.

Time Series

Constituent: Lithium (mg/L) Analysis Run 10/11/2024 9:24 AM

Plant Bowen Client: Southern Company Data: Bowen AP-1

	BGWC-9
6/6/2016	<0.03
6/7/2016	
6/8/2016	
8/10/2016	
8/11/2016	<0.03
10/4/2016	
10/5/2016	<0.03
10/6/2016	
12/2/2016	
12/5/2016	<0.03
12/6/2016	
2/14/2017	
2/15/2017	<0.03
4/14/2017	
4/17/2017	0.0013 (J)
4/18/2017	
5/26/2017	0.0013 (J)
6/2/2017	
7/10/2017	
7/11/2017	<0.03
7/14/2017	
3/26/2018	
3/27/2018	0.0014 (J)
6/12/2018	0.0012 (J)
6/13/2018	
10/16/2018	
10/17/2018	<0.03
10/18/2018	
2/25/2019	
2/28/2019	
4/1/2019	0.0012 (J)
4/2/2019	
9/24/2019	0.0011 (J)
2/19/2020	
2/20/2020	0.002 (J)
2/21/2020	
3/18/2020	
3/19/2020	0.0019 (J)
9/3/2020	
9/23/2020	
9/24/2020	0.0011 (J)
9/25/2020	
1/28/2021	
2/16/2021	
2/17/2021	0.0013 (J)
2/18/2021	
2/22/2021	
2/23/2021	
3/8/2021	
3/24/2021	0.0014 (J)
3/29/2021	
3/30/2021	

Time Series

Constituent: Lithium (mg/L) Analysis Run 10/11/2024 9:24 AM

Plant Bowen Client: Southern Company Data: Bowen AP-1

	BGWC-9
3/31/2021	
4/1/2021	
4/19/2021	
8/18/2021	0.0013 (J)
8/19/2021	
8/20/2021	
8/23/2021	
8/24/2021	
2/9/2022	
2/10/2022	0.0016 (J)
2/11/2022	
2/14/2022	
2/15/2022	
2/17/2022	
7/26/2022	0.0014 (J)
7/28/2022	
8/1/2022	
1/25/2023	
1/26/2023	0.0018 (J)
1/30/2023	
1/31/2023	
2/1/2023	
2/7/2023	
8/15/2023	
8/16/2023	
8/17/2023	0.0015 (J)
8/21/2023	
8/22/2023	
8/23/2023	
8/24/2023	
1/30/2024	
1/31/2024	
2/1/2024	0.002 (J)
2/2/2024	
2/5/2024	
2/6/2024	
2/7/2024	
8/15/2024	
8/16/2024	
8/19/2024	<0.03
8/20/2024	
8/21/2024	

ND substitution: RL or RL/2 if <15% NDs.

Time Series

Constituent: Mercury (mg/L) Analysis Run 10/11/2024 9:24 AM

Plant Bowen Client: Southern Company Data: Bowen AP-1

	BGWA-2 (bg)	BGWA-29 (bg)	BGWA-33 (bg)	BGWA-47D (bg)	BGWA-48D (bg)	BGWA-6	BGWC-10	BGWC-12	BGWC-14A
6/6/2016	7.7E-05 (J)					8.4E-05 (J)			
6/7/2016							0.0001 (J)	0.0001 (J)	
8/9/2016	<0.0002								
8/10/2016						<0.0002			
8/11/2016									
8/12/2016								<0.0002	
8/16/2016							<0.0002		
8/22/2016		<0.0002							
10/3/2016	<0.0002								
10/4/2016		<0.0002				<0.0002			
10/6/2016								<0.0002	
10/7/2016							<0.0002		
11/29/2016	<0.0002								
12/1/2016		<0.0002				<0.0002			
12/5/2016								<0.0002	
12/6/2016							<0.0002		
1/10/2017		<0.0002							
2/13/2017	<0.0002								
2/14/2017		<0.0002				<0.0002			
2/15/2017								<0.0002	
2/16/2017							<0.0002		
4/13/2017	<0.0002					<0.0002			
4/14/2017		<0.0002							
4/18/2017							<0.0002	<0.0002	
5/25/2017	<0.0002	<0.0002				<0.0002			
5/30/2017									
6/2/2017							<0.0002	<0.0002	
7/7/2017	<0.0002					<0.0002			
7/10/2017		<0.0002							
7/12/2017							<0.0002		
7/13/2017								<0.0002	
7/14/2017									
3/26/2018	<0.0002	<0.0002							
3/27/2018							<0.0002		
3/28/2018								<0.0002	
2/25/2019	<0.0002								
2/27/2019		6.5E-05 (J)							
2/28/2019							4.8E-05 (J)	5.8E-05 (J)	
4/1/2019	<0.0002	<0.0002						<0.0002	
4/2/2019						<0.0002	<0.0002		
4/3/2019			<0.0002						
9/23/2019	<0.0002	<0.0002				<0.0002			
9/25/2019							<0.0002	<0.0002	
9/26/2019									
9/27/2019			<0.0002						
2/18/2020	<0.0002					<0.0002			
2/19/2020		<0.0002							
2/20/2020							<0.0002		
2/21/2020			<0.0002						
2/24/2020								<0.0002	
3/18/2020	<0.0002	<0.0002							
3/19/2020						<0.0002		<0.0002	

ND substitution: RL or RL/2 if <15% NDs.

Time Series

Constituent: Mercury (mg/L) Analysis Run 10/11/2024 9:24 AM

Plant Bowen Client: Southern Company Data: Bowen AP-1

	BGWA-2 (bg)	BGWA-29 (bg)	BGWA-33 (bg)	BGWA-47D (bg)	BGWA-48D (bg)	BGWA-6	BGWC-10	BGWC-12	BGWC-14A
3/20/2020			<0.0002						
3/23/2020							<0.0002		
5/22/2020				<0.0002					<0.0002
5/25/2020					<0.0002				
6/23/2020				<0.0002	<0.0002				<0.0002
7/28/2020				<0.0002	<0.0002				<0.0002
9/2/2020				<0.0002					<0.0002
9/3/2020					<0.0002				
9/23/2020	<0.0002	<0.0002				<0.0002			
9/24/2020							<0.0002		
9/25/2020			8.7E-05 (J)					<0.0002	
10/1/2020				<0.0002	<0.0002				<0.0002
11/10/2020				<0.0002	<0.0002				<0.0002
12/15/2020				<0.0002	<0.0002				<0.0002
1/20/2021				<0.0002	<0.0002				<0.0002
2/16/2021	<0.0002	<0.0002							
2/17/2021				<0.0002	<0.0002				
2/18/2021						<0.0002	<0.0002		<0.0002
2/19/2021			<0.0002					<0.0002	
3/23/2021		<0.0002							
3/24/2021								<0.0002	<0.0002
3/25/2021				<0.0002	<0.0002				
3/26/2021	<0.0002								
3/30/2021							<0.0002		
3/31/2021						<0.0002			
4/1/2021			<0.0002						
8/16/2021	<0.0002	<0.0002		<0.0002	<0.0002	<0.0002			
8/18/2021							<0.0002	<0.0002	<0.0002
8/25/2021			<0.0002						
2/9/2022	<0.0002			<0.0002	<0.0002	<0.0002			<0.0002
2/10/2022		<0.0002							
2/11/2022							<0.0002	<0.0002	
2/16/2022			<0.0002						
7/26/2022	0.00019 (J)	0.00015 (J)		0.00022	0.00014 (J)	<0.0002			0.00016 (J)
7/27/2022								<0.0002	
7/28/2022							<0.0002		
8/3/2022			<0.0002						
1/24/2023	<0.0002	<0.0002		0.00022	<0.0002				
1/25/2023						<0.0002			
1/26/2023								0.00013 (J)	<0.0002
1/27/2023							0.00018 (J)		
2/2/2023			<0.0002						
8/15/2023				<0.0002		<0.0002			
8/16/2023		<0.0002			<0.0002			<0.0002	<0.0002
8/17/2023							<0.0002		
8/21/2023	<0.0002								
8/23/2023			<0.0002						
1/31/2024				<0.0002	<0.0002	<0.0002			
2/1/2024							<0.0002	<0.0002	0.00015 (J)
2/5/2024		<0.0002							
2/7/2024			<0.0002						
2/8/2024	<0.0002								

ND substitution: RL or RL/2 if <15% NDs.

Time Series

Constituent: Mercury (mg/L) Analysis Run 10/11/2024 9:24 AM

Plant Bowen Client: Southern Company Data: Bowen AP-1

	BGWA-2 (bg)	BGWA-29 (bg)	BGWA-33 (bg)	BGWA-47D (bg)	BGWA-48D (bg)	BGWA-6	BGWC-10	BGWC-12	BGWC-14A
8/15/2024				<0.0002	<0.0002	<0.0002			
8/16/2024									<0.0002
8/19/2024								<0.0002	
8/20/2024							<0.0002		
8/21/2024	<0.0002	<0.0002							
8/23/2024			<0.0002						

ND substitution: RL or RL/2 if <15% NDs.

Time Series

Constituent: Mercury (mg/L) Analysis Run 10/11/2024 9:24 AM

Plant Bowen Client: Southern Company Data: Bowen AP-1

	BGWC-16
6/6/2016	
6/7/2016	9.8E-05 (J)
8/9/2016	
8/10/2016	
8/11/2016	<0.0002
8/12/2016	
8/16/2016	
8/22/2016	
10/3/2016	
10/4/2016	
10/6/2016	
10/7/2016	<0.0002
11/29/2016	
12/1/2016	
12/5/2016	
12/6/2016	<0.0002
1/10/2017	
2/13/2017	
2/14/2017	
2/15/2017	
2/16/2017	<0.0002
4/13/2017	
4/14/2017	
4/18/2017	<0.0002
5/25/2017	
5/30/2017	<0.0002
6/2/2017	
7/7/2017	
7/10/2017	
7/12/2017	
7/13/2017	
7/14/2017	<0.0002
3/26/2018	
3/27/2018	<0.0002
3/28/2018	
2/25/2019	<0.0002
2/27/2019	
2/28/2019	
4/1/2019	
4/2/2019	<0.0002
4/3/2019	
9/23/2019	
9/25/2019	
9/26/2019	<0.0002
9/27/2019	
2/18/2020	
2/19/2020	
2/20/2020	<0.0002
2/21/2020	
2/24/2020	
3/18/2020	
3/19/2020	<0.0002

ND substitution: RL or RL/2 if <15% NDs.

Time Series

Constituent: Mercury (mg/L) Analysis Run 10/11/2024 9:24 AM

Plant Bowen Client: Southern Company Data: Bowen AP-1

	BGWC-16
3/20/2020	
3/23/2020	
5/22/2020	
5/25/2020	
6/23/2020	
7/28/2020	
9/2/2020	
9/3/2020	
9/23/2020	
9/24/2020	<0.0002
9/25/2020	
10/1/2020	
11/10/2020	
12/15/2020	
1/20/2021	
2/16/2021	
2/17/2021	
2/18/2021	<0.0002
2/19/2021	
3/23/2021	
3/24/2021	<0.0002
3/25/2021	
3/26/2021	
3/30/2021	
3/31/2021	
4/1/2021	
8/16/2021	
8/18/2021	0.0002 (J)
8/25/2021	
2/9/2022	
2/10/2022	
2/11/2022	<0.0002
2/16/2022	
7/26/2022	
7/27/2022	<0.0002
7/28/2022	
8/3/2022	
1/24/2023	
1/25/2023	
1/26/2023	0.00015 (J)
1/27/2023	
2/2/2023	
8/15/2023	
8/16/2023	
8/17/2023	<0.0002
8/21/2023	
8/23/2023	
1/31/2024	
2/1/2024	<0.0002
2/5/2024	
2/7/2024	
2/8/2024	

ND substitution: RL or RL/2 if <15% NDs.

Time Series

Constituent: Mercury (mg/L) Analysis Run 10/11/2024 9:24 AM

Plant Bowen Client: Southern Company Data: Bowen AP-1

	BGWC-16
8/15/2024	
8/16/2024	
8/19/2024	<0.0002
8/20/2024	
8/21/2024	
8/23/2024	

ND substitution: RL or RL/2 if <15% NDs.

Time Series

Constituent: Mercury (mg/L) Analysis Run 10/11/2024 9:24 AM

Plant Bowen Client: Southern Company Data: Bowen AP-1

	BGWC-17	BGWC-18	BGWC-19	BGWC-20	BGWC-21	BGWC-22	BGWC-23	BGWC-24	BGWC-25
6/7/2016	0.00017 (J)								
6/8/2016		<0.0002	<0.0002	<0.0002	<0.0002	9.2E-05 (J)			<0.0002
6/9/2016							<0.0002	<0.0002	
8/11/2016	0.00019 (J)								
8/12/2016		<0.0002	<0.0002	<0.0002					
8/15/2016									<0.0002
8/18/2016					<0.0002	<0.0002	<0.0002	<0.0002	
10/7/2016	0.00014 (J)	<0.0002	<0.0002						
10/10/2016				<0.0002	<0.0002	<0.0002	<0.0002	4E-05 (J)	<0.0002
12/6/2016	0.00016 (J)	<0.0002							
12/7/2016			8E-05 (J)	<0.0002			5E-05 (J)	7E-05 (J)	
12/8/2016					<0.0002	<0.0002			<0.0002
1/23/2017									
2/7/2017									
2/16/2017	0.00017 (J)	<0.0002	<0.0002						
2/17/2017				<0.0002	<0.0002	<0.0002			
2/20/2017							<0.0002	5E-05 (J)	<0.0002
3/27/2017									
4/17/2017									
4/19/2017	0.00014 (J)	<0.0002	<0.0002	<0.0002	<0.0002		<0.0002	0.00016 (J)	
4/20/2017						<0.0002			<0.0002
5/22/2017									
5/30/2017	0.00023 (J)								
6/1/2017		<0.0002	<0.0002	<0.0002	<0.0002				<0.0002
6/5/2017						<0.0002	<0.0002	0.00013 (J)	
7/11/2017									
7/14/2017	0.00016 (J)	<0.0002	<0.0002						
7/17/2017							<0.0002	0.00013 (J)	<0.0002
7/18/2017				<0.0002	<0.0002				
7/19/2017						<0.0002			
8/23/2017									
3/26/2018									
3/27/2018	<0.0002	<0.0002	<0.0002						
3/28/2018				<0.0002	<0.0002				<0.0002
3/29/2018						<0.0002	<0.0002	<0.0002	
2/27/2019	0.00029 (J)	7.9E-05 (J)		6.6E-05 (J)					
3/1/2019			5E-05 (J)			4.2E-05 (J)	4.4E-05 (J)	0.00093	4.7E-05 (J)
4/2/2019	0.0004	<0.0002							
4/3/2019			<0.0002	<0.0002	<0.0002	<0.0002	<0.0002	0.0013	
4/4/2019									<0.0002
9/26/2019	<0.0002	<0.0002	<0.0002	<0.0002					
9/27/2019						<0.0002	<0.0002		
9/30/2019					<0.0002			0.0011	<0.0002
2/24/2020	0.0003 (J)	<0.0002	<0.0002	<0.0002					
2/25/2020						<0.0002	<0.0002		
2/26/2020					<0.0002			0.0011	<0.0002
3/19/2020	0.00017 (J)								
3/20/2020		<0.0002	<0.0002		<0.0002	<0.0002			
3/23/2020				<0.0002			<0.0002		
3/24/2020									<0.0002
3/25/2020								0.0011	
9/24/2020	0.00027 (J)	<0.0002			<0.0002	<0.0002	<0.0002		

ND substitution: RL or RL/2 if <15% NDs.

Time Series

Constituent: Mercury (mg/L) Analysis Run 10/11/2024 9:24 AM

Plant Bowen Client: Southern Company Data: Bowen AP-1

	BGWC-17	BGWC-18	BGWC-19	BGWC-20	BGWC-21	BGWC-22	BGWC-23	BGWC-24	BGWC-25
9/25/2020								0.0036	
9/28/2020			<0.0002	<0.0002					<0.0002
2/18/2021	0.00017 (J)	<0.0002	<0.0002	<0.0002					
2/19/2021					<0.0002	<0.0002	<0.0002	0.0033	
2/23/2021									<0.0002
3/8/2021									
3/24/2021	0.00012 (J)	<0.0002							
3/25/2021									
3/26/2021			<0.0002				<0.0002	0.0058	<0.0002
3/29/2021				<0.0002	<0.0002	<0.0002			
8/19/2021	<0.0002	<0.0002							<0.0002
8/20/2021			<0.0002	<0.0002	<0.0002				
8/23/2021						<0.0002	<0.0002	0.00026	
2/11/2022	<0.0002								
2/14/2022							<0.0002		
2/15/2022						<0.0002		0.0014	
2/16/2022		<0.0002	<0.0002	<0.0002	<0.0002				<0.0002
7/27/2022	0.00025	<0.0002	<0.0002	<0.0002					<0.0002
7/28/2022					<0.0002				
8/1/2022							<0.0002		
8/2/2022						<0.0002		<0.0002	
10/21/2022								0.00026	
1/26/2023	0.00027	<0.0002							
1/27/2023			0.00018 (J)		0.00021				0.00015 (J)
1/30/2023				<0.0002					
2/1/2023								0.00059	
2/2/2023							<0.0002		
2/7/2023						<0.0002			
8/17/2023	0.00031	<0.0002							<0.0002
8/18/2023			<0.0002	<0.0002					
8/21/2023									
8/22/2023						<0.0002			
8/23/2023					<0.0002		0.00013 (J)		
8/25/2023								0.0023	
1/30/2024								0.00062	
2/1/2024	0.00031								
2/2/2024		<0.0002	<0.0002						
2/5/2024				<0.0002	<0.0002				<0.0002
2/6/2024									
2/8/2024						<0.0002	<0.0002		
8/19/2024	0.00019 (J)	<0.0002	<0.0002						
8/20/2024				<0.0002					<0.0002
8/21/2024						<0.0002		0.00072	
8/22/2024					<0.0002		<0.0002		

ND substitution: RL or RL/2 if <15% NDs.

Time Series

Constituent: Mercury (mg/L) Analysis Run 10/11/2024 9:24 AM

Plant Bowen Client: Southern Company Data: Bowen AP-1

	BGWC-30
6/7/2016	
6/8/2016	
6/9/2016	
8/11/2016	
8/12/2016	
8/15/2016	
8/18/2016	
10/7/2016	
10/10/2016	
12/6/2016	
12/7/2016	
12/8/2016	
1/23/2017	8E-05 (J)
2/7/2017	0.00011 (J)
2/16/2017	
2/17/2017	
2/20/2017	
3/27/2017	8E-05 (J)
4/17/2017	4E-05 (J)
4/19/2017	
4/20/2017	
5/22/2017	<0.0002
5/30/2017	
6/1/2017	
6/5/2017	6E-05 (J)
7/11/2017	9.1E-05 (J)
7/14/2017	
7/17/2017	
7/18/2017	
7/19/2017	
8/23/2017	5E-05 (J)
3/26/2018	<0.0002
3/27/2018	
3/28/2018	
3/29/2018	
2/27/2019	
3/1/2019	0.0001 (J)
4/2/2019	<0.0002
4/3/2019	
4/4/2019	
9/26/2019	
9/27/2019	<0.0002
9/30/2019	
2/24/2020	
2/25/2020	
2/26/2020	<0.0002
3/19/2020	
3/20/2020	
3/23/2020	<0.0002
3/24/2020	
3/25/2020	
9/24/2020	

Time Series

Constituent: Mercury (mg/L) Analysis Run 10/11/2024 9:24 AM

Plant Bowen Client: Southern Company Data: Bowen AP-1

	BGWC-30
9/25/2020	<0.0002
9/28/2020	
2/18/2021	
2/19/2021	
2/23/2021	
3/8/2021	<0.0002
3/24/2021	
3/25/2021	<0.0002
3/26/2021	
3/29/2021	
8/19/2021	<0.0002
8/20/2021	
8/23/2021	
2/11/2022	
2/14/2022	<0.0002
2/15/2022	
2/16/2022	
7/27/2022	
7/28/2022	
8/1/2022	<0.0002
8/2/2022	
10/21/2022	
1/26/2023	
1/27/2023	
1/30/2023	
2/1/2023	<0.0002
2/2/2023	
2/7/2023	
8/17/2023	
8/18/2023	
8/21/2023	<0.0002
8/22/2023	
8/23/2023	
8/25/2023	
1/30/2024	
2/1/2024	
2/2/2024	
2/5/2024	
2/6/2024	<0.0002
2/8/2024	
8/19/2024	
8/20/2024	
8/21/2024	
8/22/2024	<0.0002

Time Series

Constituent: Mercury (mg/L) Analysis Run 10/11/2024 9:24 AM

Plant Bowen Client: Southern Company Data: Bowen AP-1

	BGWC-31	BGWC-32	BGWC-34D	BGWC-35D	BGWC-36D	BGWC-37D	BGWC-38D	BGWC-39	BGWC-40
4/2/2019					<0.0002				
4/4/2019	<0.0002		<0.0002	<0.0002					
4/5/2019		<0.0002							
9/24/2019	<0.0002		<0.0002						
9/26/2019		<0.0002		<0.0002					
9/27/2019					<0.0002				
2/25/2020				<0.0002		<0.0002			
2/26/2020	<0.0002				0.00018 (J)				
2/27/2020		<0.0002	<0.0002				<0.0002	<0.0002	
2/28/2020									<0.0002
3/23/2020	<0.0002				<0.0002				
3/24/2020		<0.0002	<0.0002			<0.0002	<0.0002	<0.0002	
3/25/2020				<0.0002					<0.0002
9/2/2020							0.0001 (J)		
9/25/2020		<0.0002		<0.0002		<0.0002			
9/28/2020	<0.0002		<0.0002		<0.0002				
9/29/2020								<0.0002	<0.0002
2/19/2021			<0.0002						
2/22/2021	<0.0002			<0.0002		<0.0002		<0.0002	<0.0002
2/23/2021		<0.0002							
3/8/2021					<0.0002				
3/9/2021							<0.0002		
3/25/2021					<0.0002				
3/26/2021				<0.0002		<0.0002			
3/29/2021	<0.0002						<0.0002		
3/30/2021		<0.0002	<0.0002						<0.0002
3/31/2021								<0.0002	
8/19/2021							0.00012 (J)		
8/20/2021	<0.0002			<0.0002		<0.0002			
8/23/2021					<0.0002				
8/24/2021			<0.0002					<0.0002	<0.0002
8/25/2021		<0.0002							
2/14/2022					<0.0002		<0.0002		
2/15/2022									
2/16/2022	<0.0002	<0.0002	<0.0002					<0.0002	<0.0002
2/17/2022				<0.0002		<0.0002			
7/28/2022	0.00015 (J)		0.00014 (J)	0.00016 (J)		<0.0002			<0.0002
7/29/2022		<0.0002			<0.0002				
8/2/2022							0.00028	<0.0002	
1/27/2023	0.00014 (J)								
1/30/2023			0.00016 (J)	0.00014 (J)		<0.0002			
1/31/2023		<0.0002							<0.0002
2/1/2023					<0.0002				
2/2/2023								<0.0002	
2/7/2023							<0.0002		
8/18/2023	<0.0002	<0.0002	<0.0002						<0.0002
8/21/2023					0.00016 (J)		0.00057		
8/23/2023								<0.0002	
8/24/2023				<0.0002		<0.0002			
1/30/2024					<0.0002				
2/2/2024	<0.0002								
2/5/2024			<0.0002						

ND substitution: RL or RL/2 if <15% NDs.

Time Series

Constituent: Mercury (mg/L) Analysis Run 10/11/2024 9:24 AM

Plant Bowen Client: Southern Company Data: Bowen AP-1

	BGWC-31	BGWC-32	BGWC-34D	BGWC-35D	BGWC-36D	BGWC-37D	BGWC-38D	BGWC-39	BGWC-40
2/6/2024							<0.0002		
2/7/2024				<0.0002		<0.0002			<0.0002
2/8/2024		<0.0002						<0.0002	
8/19/2024	<0.0002								
8/20/2024			<0.0002		<0.0002				<0.0002
8/21/2024		<0.0002							
8/22/2024				<0.0002		<0.0002	<0.0002	0.00015 (J)	

ND substitution: RL or RL/2 if <15% NDs.

Time Series

Constituent: Mercury (mg/L) Analysis Run 10/11/2024 9:24 AM

Plant Bowen Client: Southern Company Data: Bowen AP-1

	BGWC-41D
4/2/2019	
4/4/2019	
4/5/2019	
9/24/2019	
9/26/2019	
9/27/2019	
2/25/2020	
2/26/2020	
2/27/2020	
2/28/2020	
3/23/2020	
3/24/2020	
3/25/2020	
9/2/2020	<0.0002
9/25/2020	
9/28/2020	
9/29/2020	
2/19/2021	
2/22/2021	<0.0002
2/23/2021	
3/8/2021	
3/9/2021	
3/25/2021	
3/26/2021	
3/29/2021	
3/30/2021	
3/31/2021	<0.0002
8/19/2021	
8/20/2021	
8/23/2021	
8/24/2021	<0.0002
8/25/2021	
2/14/2022	
2/15/2022	<0.0002
2/16/2022	
2/17/2022	
7/28/2022	
7/29/2022	<0.0002
8/2/2022	
1/27/2023	
1/30/2023	
1/31/2023	
2/1/2023	<0.0002
2/2/2023	
2/7/2023	
8/18/2023	
8/21/2023	
8/23/2023	0.00018 (J)
8/24/2023	
1/30/2024	
2/2/2024	
2/5/2024	

ND substitution: RL or RL/2 if <15% NDs.

Time Series

Constituent: Mercury (mg/L) Analysis Run 10/11/2024 9:24 AM

Plant Bowen Client: Southern Company Data: Bowen AP-1

	BGWC-41D
2/6/2024	
2/7/2024	<0.0002
2/8/2024	
8/19/2024	
8/20/2024	
8/21/2024	<0.0002
8/22/2024	

ND substitution: RL or RL/2 if <15% NDs.

Time Series

Constituent: Mercury (mg/L) Analysis Run 10/11/2024 9:24 AM

Plant Bowen Client: Southern Company Data: Bowen AP-1

	BGWC-42D	BGWC-43D	BGWC-44D	BGWC-49D	BGWC-50D	BGWC-51	BGWC-52	BGWC-7	BGWC-8
6/6/2016									
6/7/2016									9.7E-05 (J)
6/8/2016								<0.0002	
8/10/2016									<0.0002
8/11/2016								<0.0002	
10/4/2016									<0.0002
10/5/2016									
10/6/2016								<0.0002	
12/2/2016									<0.0002
12/5/2016									
12/6/2016								<0.0002	
2/14/2017									<0.0002
2/15/2017								<0.0002	
4/14/2017									<0.0002
4/17/2017									
4/18/2017								<0.0002	
5/26/2017									<0.0002
6/2/2017								<0.0002	
7/10/2017									<0.0002
7/11/2017									
7/14/2017								<0.0002	
3/26/2018									<0.0002
3/27/2018								<0.0002	
2/25/2019									<0.0002
2/28/2019								5.3E-05 (J)	
4/1/2019									<0.0002
4/2/2019								<0.0002	
9/24/2019								<0.0002	<0.0002
2/19/2020									<0.0002
2/20/2020									
2/21/2020								<0.0002	
3/18/2020									<0.0002
3/19/2020								<0.0002	
9/3/2020	<0.0002	<0.0002	<0.0002						
9/23/2020									<0.0002
9/24/2020									
9/25/2020								<0.0002	
1/28/2021						0.0046	0.00019 (J)		
2/16/2021									<0.0002
2/17/2021									
2/18/2021			<0.0002					<0.0002	
2/22/2021	<0.0002								
2/23/2021						0.0033	<0.0002		
3/8/2021		<0.0002							
3/24/2021									<0.0002
3/29/2021		<0.0002							
3/30/2021						0.002	<0.0002	<0.0002	
3/31/2021			<0.0002						
4/1/2021	<0.0002								
4/19/2021				<0.0002	<0.0002				
8/18/2021			<0.0002		<0.0002				<0.0002
8/19/2021								<0.0002	

ND substitution: RL or RL/2 if <15% NDs.

Time Series

Constituent: Mercury (mg/L) Analysis Run 10/11/2024 9:24 AM

Plant Bowen Client: Southern Company Data: Bowen AP-1

	BGWC-42D	BGWC-43D	BGWC-44D	BGWC-49D	BGWC-50D	BGWC-51	BGWC-52	BGWC-7	BGWC-8
8/20/2021	<0.0002								
8/23/2021		<0.0002				0.0014	<0.0002		
8/24/2021				<0.0002					
2/9/2022			<0.0002		<0.0002				
2/10/2022									<0.0002
2/11/2022								<0.0002	
2/14/2022						0.00025	<0.0002		
2/15/2022		<0.0002							
2/17/2022	<0.0002			<0.0002					
7/26/2022			0.00017 (J)		<0.0002				0.00016 (J)
7/28/2022	<0.0002						<0.0002	<0.0002	
8/1/2022		<0.0002		<0.0002		<0.0002			
1/25/2023			<0.0002		<0.0002				
1/26/2023								<0.0002	<0.0002
1/30/2023	<0.0002								
1/31/2023						0.00021	0.00018 (J)		
2/1/2023				<0.0002					
2/7/2023		<0.0002							
8/15/2023			<0.0002		<0.0002				
8/16/2023									<0.0002
8/17/2023								<0.0002	
8/21/2023						0.00016 (J)			
8/22/2023				<0.0002			<0.0002		
8/23/2023		0.00015 (J)							
8/24/2023	<0.0002								
1/30/2024		<0.0002							
1/31/2024			<0.0002		<0.0002				
2/1/2024									<0.0002
2/2/2024								<0.0002	
2/5/2024						<0.0002	<0.0002		
2/6/2024				<0.0002					
2/7/2024	<0.0002								
8/15/2024			<0.0002						
8/16/2024					<0.0002			<0.0002	<0.0002
8/19/2024									
8/20/2024	<0.0002					<0.0002	<0.0002		
8/21/2024		<0.0002		<0.0002					

ND substitution: RL or RL/2 if <15% NDs.

Time Series

Constituent: Mercury (mg/L) Analysis Run 10/11/2024 9:24 AM

Plant Bowen Client: Southern Company Data: Bowen AP-1

	BGWC-9
6/6/2016	8E-05 (J)
6/7/2016	
6/8/2016	
8/10/2016	
8/11/2016	<0.0002
10/4/2016	
10/5/2016	<0.0002
10/6/2016	
12/2/2016	
12/5/2016	<0.0002
12/6/2016	
2/14/2017	
2/15/2017	<0.0002
4/14/2017	
4/17/2017	<0.0002
4/18/2017	
5/26/2017	<0.0002
6/2/2017	
7/10/2017	
7/11/2017	<0.0002
7/14/2017	
3/26/2018	
3/27/2018	<0.0002
2/25/2019	
2/28/2019	
4/1/2019	<0.0002
4/2/2019	
9/24/2019	<0.0002
2/19/2020	
2/20/2020	<0.0002
2/21/2020	
3/18/2020	
3/19/2020	<0.0002
9/3/2020	
9/23/2020	
9/24/2020	<0.0002
9/25/2020	
1/28/2021	
2/16/2021	
2/17/2021	<0.0002
2/18/2021	
2/22/2021	
2/23/2021	
3/8/2021	
3/24/2021	<0.0002
3/29/2021	
3/30/2021	
3/31/2021	
4/1/2021	
4/19/2021	
8/18/2021	<0.0002
8/19/2021	

Time Series

Constituent: Mercury (mg/L) Analysis Run 10/11/2024 9:24 AM

Plant Bowen Client: Southern Company Data: Bowen AP-1

	BGWC-9
8/20/2021	
8/23/2021	
8/24/2021	
2/9/2022	
2/10/2022	<0.0002
2/11/2022	
2/14/2022	
2/15/2022	
2/17/2022	
7/26/2022	0.00016 (J)
7/28/2022	
8/1/2022	
1/25/2023	
1/26/2023	0.00013 (J)
1/30/2023	
1/31/2023	
2/1/2023	
2/7/2023	
8/15/2023	
8/16/2023	
8/17/2023	<0.0002
8/21/2023	
8/22/2023	
8/23/2023	
8/24/2023	
1/30/2024	
1/31/2024	
2/1/2024	<0.0002
2/2/2024	
2/5/2024	
2/6/2024	
2/7/2024	
8/15/2024	
8/16/2024	
8/19/2024	<0.0002
8/20/2024	
8/21/2024	

ND substitution: RL or RL/2 if <15% NDs.

Time Series

Constituent: Molybdenum (mg/L) Analysis Run 10/11/2024 9:24 AM

Plant Bowen Client: Southern Company Data: Bowen AP-1

	BGWA-2 (bg)	BGWA-29 (bg)	BGWA-33 (bg)	BGWA-47D (bg)	BGWA-48D (bg)	BGWA-6	BGWC-10	BGWC-12	BGWC-14A
6/6/2016	0.0015 (J)					<0.01			
6/7/2016							0.0067 (J)	<0.01	
8/9/2016	0.0016 (J)								
8/10/2016						<0.01			
8/11/2016									
8/12/2016								<0.01	
8/16/2016							0.0032 (J)		
8/22/2016		<0.01							
10/3/2016	<0.01								
10/4/2016		<0.01				<0.01			
10/6/2016								<0.01	
10/7/2016							0.0032 (J)		
11/29/2016	0.0022 (J)								
12/1/2016		<0.01				<0.01			
12/5/2016								<0.01	
12/6/2016							0.0049 (J)		
1/10/2017		<0.01							
2/13/2017	0.002 (J)								
2/14/2017		<0.01				<0.01			
2/15/2017								<0.01	
2/16/2017							0.0039 (J)		
4/13/2017	0.0025 (J)					<0.01			
4/14/2017		<0.01							
4/18/2017							0.0032 (J)	<0.01	
5/25/2017	0.002 (J)	<0.01				<0.01			
5/30/2017									
6/2/2017							0.0035 (J)	<0.01	
7/7/2017	0.0017 (J)					<0.01			
7/10/2017		<0.01							
7/12/2017							0.0037 (J)		
7/13/2017								<0.01	
7/14/2017									
3/26/2018	<0.01	<0.01							
3/27/2018							0.0032 (J)		
3/28/2018								<0.01	
6/12/2018	<0.01	<0.01							
6/14/2018							0.0033 (J)	<0.01	
10/16/2018	<0.01	<0.01				<0.01			
10/17/2018								<0.01	
10/18/2018							0.0034 (J)		
2/25/2019	<0.01								
2/27/2019		<0.01							
2/28/2019							0.0035 (J)	<0.01	
4/1/2019	0.0014 (J)	0.00053 (J)						<0.01	
4/2/2019						0.00026 (J)	0.0032 (J)		
4/3/2019			0.034						
5/2/2019	<0.01								
7/9/2019			0.034						
9/23/2019	0.0017 (J)	<0.01				<0.01			
9/25/2019							0.0035 (J)	<0.01	
9/26/2019									
9/27/2019			0.019						

ND substitution: RL or RL/2 if <15% NDs.

Time Series

Constituent: Molybdenum (mg/L) Analysis Run 10/11/2024 9:24 AM

Plant Bowen Client: Southern Company Data: Bowen AP-1

	BGWA-2 (bg)	BGWA-29 (bg)	BGWA-33 (bg)	BGWA-47D (bg)	BGWA-48D (bg)	BGWA-6	BGWC-10	BGWC-12	BGWC-14A
2/18/2020	<0.01					<0.01			
2/19/2020		<0.01							
2/20/2020							0.0037 (J)		
2/21/2020			0.029						
2/24/2020								<0.01	
3/18/2020	0.0012 (J)	<0.01							
3/19/2020						<0.01		<0.01	
3/20/2020			0.032						
3/23/2020							0.0035 (J)		
5/22/2020				0.0011 (J)					0.0012 (J)
5/25/2020					0.003 (J)				
6/23/2020				<0.01	0.0048 (J)				<0.01
7/28/2020				<0.01	0.0073 (J)				0.00094 (J)
9/2/2020				<0.01					0.0013 (J)
9/3/2020					0.0074 (J)				
9/23/2020	<0.01	<0.01				<0.01			
9/24/2020							0.0032 (J)		
9/25/2020			0.032					<0.01	
10/1/2020				<0.01	0.0046 (J)				0.0017 (J)
11/10/2020				<0.01	0.0016 (J)				0.0016 (J)
12/15/2020				<0.01	0.0021				0.0019
1/20/2021				<0.01	0.0018 (J)				0.0016 (J)
2/16/2021	0.0011 (J)	<0.01							
2/17/2021				<0.01	0.0017 (J)				
2/18/2021						<0.01	0.0036 (J)		0.0045 (J)
2/19/2021			0.029					<0.01	
3/23/2021		<0.01							
3/24/2021								<0.01	<0.01
3/25/2021				<0.01	0.0015 (J)				
3/26/2021	0.00092 (J)								
3/30/2021							0.0035 (J)		
3/31/2021						0.001 (J)			
4/1/2021			0.026						
8/16/2021	<0.01	<0.01		<0.01	0.0011 (J)	<0.01			
8/18/2021							0.0029 (J)	<0.01	0.0011 (J)
8/25/2021			0.031						
2/9/2022	<0.01			<0.01	0.00093 (J)	<0.01			<0.01
2/10/2022		<0.01							
2/11/2022							0.003 (J)	<0.01	
2/16/2022			0.025						
7/26/2022	<0.01	<0.01		<0.01	0.0039 (J)	<0.01			0.0015 (J)
7/27/2022								<0.01	
7/28/2022							0.0028 (J)		
8/3/2022			0.0094 (J)						
1/24/2023	<0.01	<0.01		<0.01	0.007 (J)				
1/25/2023						<0.01			
1/26/2023								<0.01	0.0016 (J)
1/27/2023							0.0025 (J)		
2/2/2023			0.0077 (J)						
8/15/2023				<0.01		<0.01			
8/16/2023		<0.01			0.004 (J)			<0.01	0.0016 (J)
8/17/2023							0.0025 (J)		

ND substitution: RL or RL/2 if <15% NDs.

Time Series

Constituent: Molybdenum (mg/L) Analysis Run 10/11/2024 9:24 AM

Plant Bowen Client: Southern Company Data: Bowen AP-1

	BGWA-2 (bg)	BGWA-29 (bg)	BGWA-33 (bg)	BGWA-47D (bg)	BGWA-48D (bg)	BGWA-6	BGWC-10	BGWC-12	BGWC-14A
8/21/2023	<0.01								
8/23/2023			0.0085 (J)						
1/31/2024				<0.01	0.0026 (J)	0.00063 (J)			
2/1/2024							0.002 (J)	<0.01	0.0018 (J)
2/5/2024		<0.01							
2/7/2024			0.014						
2/8/2024	<0.01								
8/15/2024				<0.01	0.0048 (J)	<0.01			
8/16/2024									0.0017 (J)
8/19/2024								<0.01	
8/20/2024							0.0026 (J)		
8/21/2024	<0.01	<0.01							
8/23/2024			0.0081 (J)						

ND substitution: RL or RL/2 if <15% NDs.

Time Series

Constituent: Molybdenum (mg/L) Analysis Run 10/11/2024 9:24 AM

Plant Bowen Client: Southern Company Data: Bowen AP-1

	BGWC-16
6/6/2016	
6/7/2016	<0.01
8/9/2016	
8/10/2016	
8/11/2016	<0.01
8/12/2016	
8/16/2016	
8/22/2016	
10/3/2016	
10/4/2016	
10/6/2016	
10/7/2016	<0.01
11/29/2016	
12/1/2016	
12/5/2016	
12/6/2016	<0.01
1/10/2017	
2/13/2017	
2/14/2017	
2/15/2017	
2/16/2017	<0.01
4/13/2017	
4/14/2017	
4/18/2017	<0.01
5/25/2017	
5/30/2017	<0.01
6/2/2017	
7/7/2017	
7/10/2017	
7/12/2017	
7/13/2017	
7/14/2017	<0.01
3/26/2018	
3/27/2018	<0.01
3/28/2018	
6/12/2018	<0.01
6/14/2018	
10/16/2018	
10/17/2018	
10/18/2018	<0.01
2/25/2019	<0.01
2/27/2019	
2/28/2019	
4/1/2019	
4/2/2019	<0.01
4/3/2019	
5/2/2019	
7/9/2019	
9/23/2019	
9/25/2019	
9/26/2019	<0.01
9/27/2019	

ND substitution: RL or RL/2 if <15% NDs.

Time Series

Constituent: Molybdenum (mg/L) Analysis Run 10/11/2024 9:24 AM

Plant Bowen Client: Southern Company Data: Bowen AP-1

	BGWC-16
2/18/2020	
2/19/2020	
2/20/2020	<0.01
2/21/2020	
2/24/2020	
3/18/2020	
3/19/2020	<0.01
3/20/2020	
3/23/2020	
5/22/2020	
5/25/2020	
6/23/2020	
7/28/2020	
9/2/2020	
9/3/2020	
9/23/2020	
9/24/2020	<0.01
9/25/2020	
10/1/2020	
11/10/2020	
12/15/2020	
1/20/2021	
2/16/2021	
2/17/2021	
2/18/2021	<0.01
2/19/2021	
3/23/2021	
3/24/2021	<0.01
3/25/2021	
3/26/2021	
3/30/2021	
3/31/2021	
4/1/2021	
8/16/2021	
8/18/2021	<0.01
8/25/2021	
2/9/2022	
2/10/2022	
2/11/2022	<0.01
2/16/2022	
7/26/2022	
7/27/2022	<0.01
7/28/2022	
8/3/2022	
1/24/2023	
1/25/2023	
1/26/2023	<0.01
1/27/2023	
2/2/2023	
8/15/2023	
8/16/2023	
8/17/2023	<0.01

ND substitution: RL or RL/2 if <15% NDs.

Time Series

Constituent: Molybdenum (mg/L) Analysis Run 10/11/2024 9:24 AM

Plant Bowen Client: Southern Company Data: Bowen AP-1

	BGWC-16
8/21/2023	
8/23/2023	
1/31/2024	
2/1/2024	<0.01
2/5/2024	
2/7/2024	
2/8/2024	
8/15/2024	
8/16/2024	
8/19/2024	<0.01
8/20/2024	
8/21/2024	
8/23/2024	

ND substitution: RL or RL/2 if <15% NDs.

Time Series

Constituent: Molybdenum (mg/L) Analysis Run 10/11/2024 9:24 AM

Plant Bowen Client: Southern Company Data: Bowen AP-1

	BGWC-17	BGWC-18	BGWC-19	BGWC-20	BGWC-21	BGWC-22	BGWC-23	BGWC-24	BGWC-25
6/7/2016	<0.01								
6/8/2016		<0.01	<0.01	0.011 (J)	0.0027 (J)	0.07			0.0064 (J)
6/9/2016							0.013 (J)	0.0024 (J)	
8/11/2016	<0.01								
8/12/2016		<0.01	<0.01	0.0127					
8/15/2016									0.0039 (J)
8/18/2016					0.0023 (J)	0.0758	0.0136	0.0034 (J)	
10/7/2016	<0.01	<0.01	<0.01						
10/10/2016				0.0136	0.0025 (J)	0.0712	0.0134	0.0047 (J)	0.0029 (J)
12/6/2016	<0.01	<0.01							
12/7/2016			<0.01	0.0139			0.0128	0.0066 (J)	
12/8/2016					<0.01	0.0682			<0.01
1/23/2017									
2/7/2017									
2/16/2017	<0.01	<0.01	<0.01						
2/17/2017				0.0148	<0.01	0.066			
2/20/2017							0.0122	0.0026 (J)	0.0024 (J)
3/27/2017									
4/17/2017									
4/19/2017	<0.01	<0.01	<0.01	0.012	0.0014 (J)		0.0124	0.002 (J)	
4/20/2017						0.0662			0.0019 (J)
5/22/2017									
5/30/2017	<0.01								
6/1/2017		<0.01	<0.01	0.0125	0.0012 (J)				0.0026 (J)
6/5/2017						0.071	0.0115	0.0015 (J)	
7/11/2017									
7/14/2017	<0.01	<0.01	<0.01						
7/17/2017							0.0131	0.0013 (J)	0.0024 (J)
7/18/2017				0.0155	0.0013 (J)				
7/19/2017						0.0703			
8/23/2017									
3/26/2018									
3/27/2018	<0.01	<0.01	<0.01						
3/28/2018				0.012	<0.01				<0.01
3/29/2018						0.056	0.013	0.0027 (J)	
6/13/2018				0.016			0.013	<0.01	
6/14/2018	<0.01	<0.01			<0.01	0.059			<0.01
6/15/2018			<0.01						
10/17/2018	<0.01								
10/18/2018		<0.01							
10/19/2018			<0.01		<0.01				
10/22/2018				0.013		0.055	0.013	<0.01	<0.01
2/27/2019	<0.01	<0.01		0.013					
3/1/2019			<0.01			0.039	0.013	<0.01	<0.01
4/2/2019	<0.01	<0.01							
4/3/2019			0.00023 (J)	0.012	0.0019 (J)	0.039	0.012	0.00095 (J)	
4/4/2019									0.00096 (J)
5/2/2019						0.043			
9/26/2019	<0.01	<0.01	<0.01	0.015					
9/27/2019						0.045	0.012		
9/30/2019					0.003 (J)			0.00099 (J)	<0.01
2/24/2020	<0.01	<0.01	<0.01	0.015					

ND substitution: RL or RL/2 if <15% NDs.

Time Series

Constituent: Molybdenum (mg/L) Analysis Run 10/11/2024 9:24 AM

Plant Bowen Client: Southern Company Data: Bowen AP-1

	BGWC-17	BGWC-18	BGWC-19	BGWC-20	BGWC-21	BGWC-22	BGWC-23	BGWC-24	BGWC-25
2/25/2020						0.039	0.014		
2/26/2020					0.0016 (J)			<0.01	<0.01
3/19/2020	<0.01								
3/20/2020		<0.01	<0.01		0.0023 (J)	0.039			
3/23/2020				0.016			0.013		
3/24/2020									<0.01
3/25/2020								<0.01	
9/24/2020	<0.01	<0.01			0.0036 (J)	0.04	0.011		
9/25/2020								0.00081 (J)	
9/28/2020			<0.01	0.018					<0.01
2/18/2021	<0.01	<0.01	<0.01	0.028					
2/19/2021					0.0013 (J)	0.046	0.011	<0.01	
2/23/2021									<0.01
3/8/2021									
3/24/2021	<0.01	<0.01							
3/25/2021									
3/26/2021			<0.01				0.011 (J)	<0.01	<0.01
3/29/2021				0.024	0.0021 (J)	0.045			
7/19/2021						0.044	0.011	<0.01	
7/20/2021									
8/19/2021	<0.01	<0.01							<0.01
8/20/2021			<0.01	0.026	0.003 (J)				
8/23/2021						0.041	0.0098 (J)	<0.01	
11/1/2021						0.043	0.0092 (J)	<0.01	
2/11/2022	<0.01								
2/14/2022							0.0079 (J)		
2/15/2022						0.039		<0.01	
2/16/2022		<0.01	<0.01	0.025	0.005 (J)				<0.01
7/27/2022	<0.01	<0.01	<0.01	0.028					<0.01
7/28/2022					0.0042 (J)				
8/1/2022							0.0071 (J)		
8/2/2022						0.04		0.0027 (J)	
10/21/2022								<0.01 (R)	
1/26/2023	<0.01	<0.01							
1/27/2023			<0.01		0.003 (J)				<0.01
1/30/2023				0.035					
2/1/2023								<0.01	
2/2/2023							0.0078 (J)		
2/7/2023						0.032			
8/17/2023	<0.01	<0.01							<0.01
8/18/2023			<0.01	0.054					
8/21/2023									
8/22/2023						0.036			
8/23/2023					0.0027 (J)		0.006 (J)		
8/25/2023								<0.01	
1/30/2024								<0.01	
2/1/2024	<0.01								
2/2/2024		<0.01	<0.01						
2/5/2024				0.056	0.004 (J)				<0.01
2/6/2024									
2/8/2024						0.033	0.0056 (J)		
8/19/2024	<0.01	<0.01	<0.01						

Time Series

Constituent: Molybdenum (mg/L) Analysis Run 10/11/2024 9:24 AM

Plant Bowen Client: Southern Company Data: Bowen AP-1

	BGWC-17	BGWC-18	BGWC-19	BGWC-20	BGWC-21	BGWC-22	BGWC-23	BGWC-24	BGWC-25
8/20/2024				0.067					<0.01
8/21/2024						0.029		<0.01	
8/22/2024					0.0046 (J)		0.0063 (J)		

ND substitution: RL or RL/2 if <15% NDs.

Time Series

Constituent: Molybdenum (mg/L) Analysis Run 10/11/2024 9:24 AM

Plant Bowen Client: Southern Company Data: Bowen AP-1

	BGWC-30
6/7/2016	
6/8/2016	
6/9/2016	
8/11/2016	
8/12/2016	
8/15/2016	
8/18/2016	
10/7/2016	
10/10/2016	
12/6/2016	
12/7/2016	
12/8/2016	
1/23/2017	0.0125
2/7/2017	0.0163
2/16/2017	
2/17/2017	
2/20/2017	
3/27/2017	0.0157
4/17/2017	0.0178
4/19/2017	
4/20/2017	
5/22/2017	0.0208
5/30/2017	
6/1/2017	
6/5/2017	0.0191
7/11/2017	0.0218
7/14/2017	
7/17/2017	
7/18/2017	
7/19/2017	
8/23/2017	0.0218
3/26/2018	0.014
3/27/2018	
3/28/2018	
3/29/2018	
6/13/2018	
6/14/2018	
6/15/2018	0.012
10/17/2018	
10/18/2018	
10/19/2018	
10/22/2018	0.01
2/27/2019	
3/1/2019	0.011
4/2/2019	0.01
4/3/2019	
4/4/2019	
5/2/2019	
9/26/2019	
9/27/2019	0.0036 (J)
9/30/2019	
2/24/2020	

Time Series

Constituent: Molybdenum (mg/L) Analysis Run 10/11/2024 9:24 AM

Plant Bowen Client: Southern Company Data: Bowen AP-1

	BGWC-30
2/25/2020	
2/26/2020	0.0023 (J)
3/19/2020	
3/20/2020	
3/23/2020	0.0037 (J)
3/24/2020	
3/25/2020	
9/24/2020	
9/25/2020	0.0027 (J)
9/28/2020	
2/18/2021	
2/19/2021	
2/23/2021	
3/8/2021	0.0031 (J)
3/24/2021	
3/25/2021	0.0017 (J)
3/26/2021	
3/29/2021	
7/19/2021	
7/20/2021	0.0018 (J)
8/19/2021	0.0032 (J)
8/20/2021	
8/23/2021	
11/1/2021	0.0032 (J)
2/11/2022	
2/14/2022	0.0048 (J)
2/15/2022	
2/16/2022	
7/27/2022	
7/28/2022	
8/1/2022	0.0047 (J)
8/2/2022	
10/21/2022	
1/26/2023	
1/27/2023	
1/30/2023	
2/1/2023	0.0058 (J)
2/2/2023	
2/7/2023	
8/17/2023	
8/18/2023	
8/21/2023	0.0048 (J)
8/22/2023	
8/23/2023	
8/25/2023	
1/30/2024	
2/1/2024	
2/2/2024	
2/5/2024	
2/6/2024	0.0049 (J)
2/8/2024	
8/19/2024	

Time Series

Constituent: Molybdenum (mg/L) Analysis Run 10/11/2024 9:24 AM

Plant Bowen Client: Southern Company Data: Bowen AP-1

	BGWC-30
8/20/2024	
8/21/2024	
8/22/2024	0.0038 (J)

Time Series

Constituent: Molybdenum (mg/L) Analysis Run 10/11/2024 9:24 AM

Plant Bowen Client: Southern Company Data: Bowen AP-1

	BGWC-31	BGWC-32	BGWC-34D	BGWC-35D	BGWC-36D	BGWC-37D	BGWC-38D	BGWC-39	BGWC-40
10/17/2018					0.017				
10/18/2018	<0.01								
10/19/2018			0.0021 (J)						
10/22/2018		0.0038 (J)		0.033					
11/29/2018				0.03					
1/14/2019					0.013				
4/2/2019					0.011				
4/4/2019	0.00033 (J)		0.0011 (J)	0.03					
4/5/2019		0.0035 (J)							
5/2/2019							0.11		
5/3/2019		0.0048 (J)				0.04			
9/24/2019	<0.01		<0.01						
9/26/2019		0.003 (J)		0.033					
9/27/2019					0.013				
2/25/2020				0.026		0.012			
2/26/2020	<0.01				0.0032 (J)				
2/27/2020		0.0032 (J)	0.001 (J)				0.11	0.0039 (J)	
2/28/2020									0.0014 (J)
3/23/2020	<0.01				0.0058 (J)				
3/24/2020		0.0031 (J)	0.001 (J)			0.01	0.12	0.0026 (J)	
3/25/2020				0.022					0.0012 (J)
5/4/2020									
9/2/2020							0.1		
9/25/2020		0.003 (J)		0.024		0.0088 (J)			
9/28/2020	<0.01		0.00078 (J)		0.0084 (J)				
9/29/2020								0.01	0.00069 (J)
2/19/2021			0.0009 (J)						
2/22/2021	<0.01			0.035		0.012		0.0076 (J)	<0.01
2/23/2021		0.0032 (J)							
3/8/2021					0.0083 (J)				
3/9/2021							0.13		
3/25/2021					0.013				
3/26/2021				0.036		0.017			
3/29/2021	<0.01						0.13		
3/30/2021		0.0037 (J)	0.0011 (J)						<0.01
3/31/2021								0.0062 (J)	
8/19/2021							0.076		
8/20/2021	<0.01			0.04		0.016			
8/23/2021					0.014				
8/24/2021			0.00098 (J)					0.0076 (J)	<0.01
8/25/2021		0.0038 (J)							
11/1/2021							0.081		
2/14/2022					0.012		0.097		
2/15/2022									
2/16/2022	<0.01	0.0038 (J)	0.00094 (J)					0.0052 (J)	<0.01
2/17/2022				0.039		0.016			
7/28/2022	<0.01		0.0011 (J)	0.036		0.0082 (J)			<0.01
7/29/2022		0.0036 (J)			0.0095 (J)				
8/2/2022							0.093	0.0062 (J)	
1/27/2023	<0.01								
1/30/2023			0.0011 (J)	0.035		0.014			
1/31/2023		0.0039 (J)							<0.01

ND substitution: RL or RL/2 if <15% NDs.

Time Series

Constituent: Molybdenum (mg/L) Analysis Run 10/11/2024 9:24 AM

Plant Bowen Client: Southern Company Data: Bowen AP-1

	BGWC-31	BGWC-32	BGWC-34D	BGWC-35D	BGWC-36D	BGWC-37D	BGWC-38D	BGWC-39	BGWC-40
2/1/2023					0.0083 (J)				
2/2/2023								0.0035 (J)	
2/7/2023							0.02		
8/18/2023	<0.01	0.0041 (J)	0.0011 (J)						<0.01
8/21/2023					0.01		0.04		
8/23/2023								0.0026 (J)	
8/24/2023				0.034		0.019			
1/30/2024					0.012				
2/2/2024	<0.01								
2/5/2024			0.001 (J)						
2/6/2024							0.09		
2/7/2024				0.037		0.016			<0.01
2/8/2024		0.0043 (J)						0.0036 (J)	
8/19/2024	<0.01								
8/20/2024			0.0011 (J)		0.0087 (J)				<0.01
8/21/2024		0.0045 (J)							
8/22/2024				0.033		0.018	0.097	0.0038 (J)	

ND substitution: RL or RL/2 if <15% NDs.

Time Series

Constituent: Molybdenum (mg/L) Analysis Run 10/11/2024 9:24 AM

Plant Bowen Client: Southern Company Data: Bowen AP-1

	BGWC-41D
10/17/2018	
10/18/2018	
10/19/2018	
10/22/2018	
11/29/2018	
1/14/2019	
4/2/2019	
4/4/2019	
4/5/2019	
5/2/2019	
5/3/2019	
9/24/2019	
9/26/2019	
9/27/2019	
2/25/2020	
2/26/2020	
2/27/2020	
2/28/2020	
3/23/2020	
3/24/2020	
3/25/2020	
5/4/2020	<0.01
9/2/2020	0.015
9/25/2020	
9/28/2020	
9/29/2020	
2/19/2021	
2/22/2021	0.013
2/23/2021	
3/8/2021	
3/9/2021	
3/25/2021	
3/26/2021	
3/29/2021	
3/30/2021	
3/31/2021	0.011
8/19/2021	
8/20/2021	
8/23/2021	
8/24/2021	0.011
8/25/2021	
11/1/2021	
2/14/2022	
2/15/2022	0.0087 (J)
2/16/2022	
2/17/2022	
7/28/2022	
7/29/2022	0.008 (J)
8/2/2022	
1/27/2023	
1/30/2023	
1/31/2023	

ND substitution: RL or RL/2 if <15% NDs.

Time Series

Constituent: Molybdenum (mg/L) Analysis Run 10/11/2024 9:24 AM

Plant Bowen Client: Southern Company Data: Bowen AP-1

	BGWC-41D
2/1/2023	0.0092 (J)
2/2/2023	
2/7/2023	
8/18/2023	
8/21/2023	
8/23/2023	0.0092 (J)
8/24/2023	
1/30/2024	
2/2/2024	
2/5/2024	
2/6/2024	
2/7/2024	0.0079 (J)
2/8/2024	
8/19/2024	
8/20/2024	
8/21/2024	0.0075 (J)
8/22/2024	

Time Series

Constituent: Molybdenum (mg/L) Analysis Run 10/11/2024 9:24 AM

Plant Bowen Client: Southern Company Data: Bowen AP-1

	BGWC-42D	BGWC-43D	BGWC-44D	BGWC-49D	BGWC-50D	BGWC-51	BGWC-52	BGWC-7	BGWC-8
6/6/2016									
6/7/2016									0.00063 (J)
6/8/2016								0.0088 (J)	
8/10/2016									0.0039 (J)
8/11/2016								0.01	
10/4/2016									0.0052 (J)
10/5/2016									
10/6/2016								0.0117	
12/2/2016									<0.01
12/5/2016									
12/6/2016								0.0102	
2/14/2017									0.0044 (J)
2/15/2017								0.0018 (J)	
4/14/2017									0.0013 (J)
4/17/2017									
4/18/2017								0.0103	
5/26/2017									0.0024 (J)
6/2/2017								0.0129	
7/10/2017									0.0013 (J)
7/11/2017									
7/14/2017								0.0129	
3/26/2018									<0.01
3/27/2018								0.01	
6/12/2018									0.0026 (J)
6/13/2018								0.013	
10/16/2018									0.0041 (J)
10/17/2018									
10/18/2018								0.01 (J)	
2/25/2019									<0.01
2/28/2019								0.016	
4/1/2019									0.00054 (J)
4/2/2019								0.011	
9/24/2019								0.01 (J)	0.0016 (J)
2/19/2020									0.0018 (J)
2/20/2020									
2/21/2020								0.011	
3/18/2020									<0.01
3/19/2020								0.011	
5/4/2020		0.14	<0.01						
5/11/2020	0.02								
5/20/2020	0.021	0.16							
9/3/2020	0.018	0.11	0.0055 (J)						
9/23/2020									<0.01
9/24/2020									
9/25/2020								0.0099 (J)	
1/28/2021						<0.01	0.0038 (J)		
2/16/2021									0.0011 (J)
2/17/2021									
2/18/2021			0.0062 (J)					0.0098 (J)	
2/22/2021	0.0052 (J)								
2/23/2021						<0.01	0.0039 (J)		
3/8/2021		0.2							

ND substitution: RL or RL/2 if <15% NDs.

Time Series

Constituent: Molybdenum (mg/L) Analysis Run 10/11/2024 9:24 AM

Plant Bowen Client: Southern Company Data: Bowen AP-1

	BGWC-42D	BGWC-43D	BGWC-44D	BGWC-49D	BGWC-50D	BGWC-51	BGWC-52	BGWC-7	BGWC-8
3/24/2021									<0.01
3/29/2021		0.21							
3/30/2021						0.0027 (J)	0.0035 (J)	0.011	
3/31/2021			0.0023 (J)						
4/1/2021	0.0059 (J)								
4/19/2021				0.0067 (J)	0.0043 (J)				
7/20/2021		0.24							
8/18/2021			0.0041 (J)		0.0021 (J)				0.0019 (J)
8/19/2021								0.0094 (J)	
8/20/2021	0.013								
8/23/2021		0.21				<0.01	0.0038 (J)		
8/24/2021				0.0049 (J)					
2/9/2022			0.0011 (J)		0.0032 (J)				
2/10/2022									0.00081 (J)
2/11/2022								0.0088 (J)	
2/14/2022						<0.01	0.0041 (J)		
2/15/2022		0.15							
2/17/2022	0.0055 (J)			0.0056 (J)					
7/26/2022			0.012		0.0029 (J)				0.00096 (J)
7/28/2022	0.0092 (J)						0.0053 (J)	0.009 (J)	
8/1/2022		0.16		0.0066 (J)		<0.01			
1/25/2023			0.011		0.0067 (J)				
1/26/2023								0.0096 (J)	0.00095 (J)
1/30/2023	0.0033 (J)								
1/31/2023						<0.01	0.0087 (J)		
2/1/2023				0.0072 (J)					
2/7/2023		0.13							
8/15/2023			0.0026 (J)		0.0041 (J)				
8/16/2023									<0.01
8/17/2023								0.011	
8/21/2023						<0.01			
8/22/2023				0.0048 (J)			0.0039 (J)		
8/23/2023		0.18							
8/24/2023	0.013								
1/30/2024		0.12							
1/31/2024			0.0014 (J)		0.0041 (J)				
2/1/2024									<0.01
2/2/2024								0.01	
2/5/2024						<0.01	0.004 (J)		
2/6/2024				0.0056 (J)					
2/7/2024	0.013								
8/15/2024			0.0012 (J)						
8/16/2024					0.0018 (J)			0.01	<0.01
8/19/2024									
8/20/2024	0.012					<0.01	0.0058 (J)		
8/21/2024		0.12		0.0044 (J)					

ND substitution: RL or RL/2 if <15% NDs.

Time Series

Constituent: Molybdenum (mg/L) Analysis Run 10/11/2024 9:24 AM

Plant Bowen Client: Southern Company Data: Bowen AP-1

	BGWC-9
6/6/2016	0.0028 (J)
6/7/2016	
6/8/2016	
8/10/2016	
8/11/2016	0.003 (J)
10/4/2016	
10/5/2016	0.0032 (J)
10/6/2016	
12/2/2016	
12/5/2016	0.0033 (J)
12/6/2016	
2/14/2017	
2/15/2017	0.0027 (J)
4/14/2017	
4/17/2017	0.0025 (J)
4/18/2017	
5/26/2017	0.0029 (J)
6/2/2017	
7/10/2017	
7/11/2017	0.0029 (J)
7/14/2017	
3/26/2018	
3/27/2018	0.0031 (J)
6/12/2018	0.0043 (J)
6/13/2018	
10/16/2018	
10/17/2018	0.0038 (J)
10/18/2018	
2/25/2019	
2/28/2019	
4/1/2019	0.0027 (J)
4/2/2019	
9/24/2019	0.0041 (J)
2/19/2020	
2/20/2020	0.002 (J)
2/21/2020	
3/18/2020	
3/19/2020	0.0024 (J)
5/4/2020	
5/11/2020	
5/20/2020	
9/3/2020	
9/23/2020	
9/24/2020	0.0034 (J)
9/25/2020	
1/28/2021	
2/16/2021	
2/17/2021	0.0033 (J)
2/18/2021	
2/22/2021	
2/23/2021	
3/8/2021	

Time Series

Constituent: Molybdenum (mg/L) Analysis Run 10/11/2024 9:24 AM

Plant Bowen Client: Southern Company Data: Bowen AP-1

	BGWC-9
3/24/2021	0.0027 (J)
3/29/2021	
3/30/2021	
3/31/2021	
4/1/2021	
4/19/2021	
7/20/2021	
8/18/2021	0.0028 (J)
8/19/2021	
8/20/2021	
8/23/2021	
8/24/2021	
2/9/2022	
2/10/2022	0.0026 (J)
2/11/2022	
2/14/2022	
2/15/2022	
2/17/2022	
7/26/2022	0.0029 (J)
7/28/2022	
8/1/2022	
1/25/2023	
1/26/2023	0.002 (J)
1/30/2023	
1/31/2023	
2/1/2023	
2/7/2023	
8/15/2023	
8/16/2023	
8/17/2023	0.0039 (J)
8/21/2023	
8/22/2023	
8/23/2023	
8/24/2023	
1/30/2024	
1/31/2024	
2/1/2024	0.0016 (J)
2/2/2024	
2/5/2024	
2/6/2024	
2/7/2024	
8/15/2024	
8/16/2024	
8/19/2024	0.0027 (J)
8/20/2024	
8/21/2024	

Time Series

Constituent: pH (s.u.) Analysis Run 10/11/2024 9:24 AM

Plant Bowen Client: Southern Company Data: Bowen AP-1

	BGWA-2 (bg)	BGWA-29 (bg)	BGWA-33 (bg)	BGWA-47D (bg)	BGWA-48D (bg)	BGWA-6	BGWC-10	BGWC-12	BGWC-14A
6/6/2016	7.69					7.3			
6/7/2016							7.49	7.56	
8/9/2016	7.72								
8/10/2016						7.41			
8/11/2016									
8/12/2016								7.47	
8/15/2016							7.51		
8/22/2016		7.91							
10/3/2016	7.74								
10/4/2016		7.81				7.26			
10/6/2016							7.58	7.26	
10/7/2016									
11/29/2016	7.74								
12/1/2016		8.06				7.36			
12/5/2016								7.58	
12/6/2016							7.44		
1/10/2017		7.97							
2/13/2017	7.63								
2/14/2017		7.89				7.36			
2/15/2017								7.32	
2/16/2017							7.21		
4/13/2017	7.57					7.12			
4/14/2017		7.86							
4/18/2017							7.39	7.31	
5/25/2017	7.84	8.11				7.41			
5/30/2017									
6/2/2017							7.38	7.36	
7/7/2017	7.82					7.5			
7/10/2017		8.12							
7/12/2017							7.37		
7/13/2017								7.24	
7/14/2017									
10/9/2017	7.8					7.43			
10/10/2017		8.13						7.46	
10/11/2017							7.37		
3/26/2018	7.74	7.98							
3/27/2018							7.51		
3/28/2018								7.22	
6/12/2018	7.88	8.09							
6/14/2018							7.48	7.35	
10/16/2018	7.73	7.64				7.36			
10/17/2018								7.4	
10/18/2018							7.2		
2/25/2019	7.78								
2/27/2019		8							
2/28/2019							7.55	7.28	
4/1/2019	7.7	7.85						7.23	
4/2/2019			7.67			7.24	7.54		
5/2/2019	7.71								
9/23/2019	7.58	7.98							
9/25/2019							7.37	7.1	
9/26/2019									

Time Series

Constituent: pH (s.u.) Analysis Run 10/11/2024 9:24 AM

Plant Bowen Client: Southern Company Data: Bowen AP-1

	BGWA-2 (bg)	BGWA-29 (bg)	BGWA-33 (bg)	BGWA-47D (bg)	BGWA-48D (bg)	BGWA-6	BGWC-10	BGWC-12	BGWC-14A
9/27/2019			7.75			7.28			
2/18/2020	7.67					7.27			
2/19/2020		8.01							
2/20/2020							7.46		
2/21/2020			7.54						
2/24/2020								7.28	
3/18/2020	7.65	8.12							
3/19/2020						7.2		7.18	
3/20/2020			7.53						
3/23/2020							7.51		
5/22/2020				7.15					7.2
5/25/2020					7.45				
6/23/2020				7 (D)	7.46 (D)				7.41 (D)
7/28/2020				6.98	7.79				6.98
9/2/2020				6.95					6.97
9/3/2020					7.35				
9/23/2020	7.32	8.08				7.36			
9/24/2020							7.54		
9/25/2020			7.62					7.1	
9/28/2020			7.02						
10/1/2020				6.94	7.41				7.08
11/10/2020				6.89	7.17				7
12/15/2020				7.04	7.37				7.02
1/20/2021				6.83	7.31				7.12
2/16/2021	7.75	8							
2/17/2021				6.89	7.21				
2/18/2021						7.34	7.54		7.14
2/19/2021			7.73					7	
3/23/2021		8							
3/24/2021								7.04	7.04
3/25/2021				6.94	7.22				
3/26/2021	7.63								
3/30/2021							7.41		
3/31/2021						7.17			
4/1/2021			7.75						
8/16/2021	7.46	7.6		6.8	7.13	7.07			
8/18/2021							7.34	7.09	6.86
8/25/2021			7.52						
2/9/2022	7.36			6.86	7.16	7.16			7.01
2/10/2022		8.09							
2/11/2022							7.58	7.18	
2/16/2022			7.2						
7/26/2022	7.45	7.92		6.75	7.37	7.34			6.78
7/27/2022								6.85	
7/28/2022							7.63		
8/3/2022			6.89						
1/24/2023	7.32	7.77		6.72	7.32				
1/25/2023						6.87			
1/26/2023								6.68	6.91
1/27/2023							7.02		
2/2/2023			6.7						
8/15/2023				6.62		6.93			

Time Series

Constituent: pH (s.u.) Analysis Run 10/11/2024 9:24 AM

Plant Bowen Client: Southern Company Data: Bowen AP-1

	BGWA-2 (bg)	BGWA-29 (bg)	BGWA-33 (bg)	BGWA-47D (bg)	BGWA-48D (bg)	BGWA-6	BGWC-10	BGWC-12	BGWC-14A
8/16/2023		7.3			6.94			6.7	6.56
8/17/2023							7.18		
8/21/2023	7.18								
8/23/2023			6.44						
1/31/2024				6.69	7.38	6.64			
2/1/2024							7.23	6.46	6.85
2/5/2024		7.62							
2/7/2024			6.57						
2/8/2024	7.01								
8/15/2024				6.93	7.56	7.24			
8/16/2024									6.83
8/19/2024								6.95	
8/20/2024							7.18		
8/21/2024	7.54	7.95							
8/23/2024			6.65						

Time Series

Constituent: pH (s.u.) Analysis Run 10/11/2024 9:24 AM

Plant Bowen Client: Southern Company Data: Bowen AP-1

	BGWC-16
6/6/2016	
6/7/2016	6.99
8/9/2016	
8/10/2016	
8/11/2016	6.93
8/12/2016	
8/15/2016	
8/22/2016	
10/3/2016	
10/4/2016	
10/6/2016	
10/7/2016	6.79
11/29/2016	
12/1/2016	
12/5/2016	
12/6/2016	6.95
1/10/2017	
2/13/2017	
2/14/2017	
2/15/2017	
2/16/2017	6.8
4/13/2017	
4/14/2017	
4/18/2017	6.9
5/25/2017	
5/30/2017	6.99
6/2/2017	
7/7/2017	
7/10/2017	
7/12/2017	
7/13/2017	
7/14/2017	6.93
10/9/2017	
10/10/2017	
10/11/2017	6.78
3/26/2018	
3/27/2018	6.81
3/28/2018	
6/12/2018	7.01
6/14/2018	
10/16/2018	
10/17/2018	
10/18/2018	6.7
2/25/2019	6.74
2/27/2019	
2/28/2019	
4/1/2019	
4/2/2019	6.75
5/2/2019	
9/23/2019	
9/25/2019	
9/26/2019	6.7

Time Series

Constituent: pH (s.u.) Analysis Run 10/11/2024 9:24 AM

Plant Bowen Client: Southern Company Data: Bowen AP-1

	BGWC-16
9/27/2019	
2/18/2020	
2/19/2020	
2/20/2020	6.48
2/21/2020	
2/24/2020	
3/18/2020	
3/19/2020	6.6
3/20/2020	
3/23/2020	
5/22/2020	
5/25/2020	
6/23/2020	
7/28/2020	
9/2/2020	
9/3/2020	
9/23/2020	
9/24/2020	6.66
9/25/2020	
9/28/2020	
10/1/2020	
11/10/2020	
12/15/2020	
1/20/2021	
2/16/2021	
2/17/2021	
2/18/2021	6.66
2/19/2021	
3/23/2021	
3/24/2021	6.7
3/25/2021	
3/26/2021	
3/30/2021	
3/31/2021	
4/1/2021	
8/16/2021	
8/18/2021	6.66
8/25/2021	
2/9/2022	
2/10/2022	
2/11/2022	6.57
2/16/2022	
7/26/2022	
7/27/2022	6.49
7/28/2022	
8/3/2022	
1/24/2023	
1/25/2023	
1/26/2023	6.56
1/27/2023	
2/2/2023	
8/15/2023	

Time Series

Constituent: pH (s.u.) Analysis Run 10/11/2024 9:24 AM

Plant Bowen Client: Southern Company Data: Bowen AP-1

	BGWC-16
8/16/2023	
8/17/2023	6.22
8/21/2023	
8/23/2023	
1/31/2024	
2/1/2024	6.51
2/5/2024	
2/7/2024	
2/8/2024	
8/15/2024	
8/16/2024	
8/19/2024	6.48
8/20/2024	
8/21/2024	
8/23/2024	

Time Series

Constituent: pH (s.u.) Analysis Run 10/11/2024 9:24 AM

Plant Bowen Client: Southern Company Data: Bowen AP-1

	BGWC-17	BGWC-18	BGWC-19	BGWC-20	BGWC-21	BGWC-22	BGWC-23	BGWC-24	BGWC-25
6/7/2016	7.41								
6/8/2016		6.93	6.58	7.45	7.88	7.1			7.95
6/9/2016							7.3	6.83	
8/11/2016	7.39								
8/12/2016		6.98	6.59	7.18					
8/15/2016									7.66
8/18/2016					7.86	7.1	7.27	6.88	
10/7/2016	7.33	6.91	6.77						
10/10/2016				6.66	7.96	6.77	7.35	6.95	7.26
12/6/2016	7.4	7.06							
12/7/2016			6.63	7.46			7.23	6.91	
12/8/2016					7.82	6.94			7.55
1/23/2017									
2/7/2017									
2/16/2017	7.21	6.62	6.55						
2/17/2017				7.17	7.56	7.02			
2/20/2017							7.17	6.71	7.45
3/27/2017									
4/17/2017									
4/19/2017	7.06	6.75	6.5	7.01	7.42		7.22	6.76	
4/20/2017						6.95			7.58
5/22/2017									
5/30/2017	7.51								
6/1/2017		6.18	6.27	7.18	7.61				7.65
6/5/2017						7.07	7.31	6.87	
7/11/2017									
7/14/2017	7.39	6.68	6.56						
7/17/2017							7.3	6.65	7.73
7/18/2017				7.2	7.77				
7/19/2017						6.97			
8/23/2017									
10/10/2017									
10/11/2017	7.3	7	6.56	7.1			7.05	6.6	7.5
10/12/2017					7.65	6.95			
3/26/2018									
3/27/2018	7.28	6.41	6.52						
3/28/2018				7.19	7.69				7.39
3/29/2018						6.96	7.06	6.7	
6/13/2018				7.24			7.19	6.58	
6/14/2018	7.22	6.61			7.7	6.92			7.35
6/15/2018			6.5						
10/17/2018	7.37								
10/18/2018		6.67							
10/19/2018			6.38		7.57				
10/22/2018				6.93		6.81	7.11	6.61	7.25
2/27/2019	7.38	6.58		7.26					
3/1/2019			6.7			6.9	7.16	6.57	7.5
4/2/2019	7.22	6.48							
4/3/2019			6.58	7.14	7.69	6.77	7	6.57	
4/4/2019									7.38
5/2/2019						6.92			
9/26/2019	7.32	6.99	6.55	7.1					

Time Series

Constituent: pH (s.u.) Analysis Run 10/11/2024 9:24 AM

Plant Bowen Client: Southern Company Data: Bowen AP-1

	BGWC-17	BGWC-18	BGWC-19	BGWC-20	BGWC-21	BGWC-22	BGWC-23	BGWC-24	BGWC-25
9/27/2019						6.79	7.02		
9/30/2019					7.7			6.58	7.36
2/24/2020	7.16	6.77	6.54	7.17					
2/25/2020						6.72	7.05		
2/26/2020					7.55			6.6	7.3
3/19/2020	7.14								
3/20/2020		6.35	6.56		7.69	6.75			
3/23/2020				7.14			6.93		
3/24/2020									7.36
3/25/2020								6.58	
9/24/2020	7.2	7.05			7.78	6.82	7.09		
9/25/2020								6.56	
9/28/2020			6.45	7.26					7.35
2/18/2021	7.33	6.48	6.66	7.35					
2/19/2021					7.64	6.9	7.05	6.66	
2/23/2021									7.44
3/8/2021									
3/24/2021	7.27	6.48							
3/25/2021									
3/26/2021			6.61				6.91	6.54	7.36
3/29/2021				7.24	7.75	6.71			
7/19/2021						6.67	6.98	6.53	
7/20/2021									
8/19/2021	6.94	6.15							7.15
8/20/2021			6.33	7.07	7.8				
8/23/2021						6.59	6.73	6.44	
11/1/2021						6.8	6.94	6.75	
2/11/2022	7.27								
2/14/2022							7.15		
2/15/2022						6.89		6.66	
2/16/2022		6.37	6.57	7.31	7.9				7.3
7/27/2022	7.29	7.02	6.55	7.18					7.22
7/28/2022					7.85				
8/1/2022							7		
8/2/2022						6.73		6.73	
10/21/2022								6.3	
1/26/2023	7.21	6.2							
1/27/2023			6.61		7.76				7.14
1/30/2023				7.18					
2/1/2023								6.68	
2/2/2023							6.8		
2/7/2023						6.44			
5/10/2023							6.74 (R)		
8/17/2023	6.9	6.23							6.97
8/18/2023			6.43	6.84					
8/21/2023									
8/22/2023						6.4			
8/23/2023					6.96		6.69		
8/25/2023								6.36	
1/30/2024								6.26	
2/1/2024	6.87								
2/2/2024		5.77	6.29						

Time Series

Constituent: pH (s.u.) Analysis Run 10/11/2024 9:24 AM

Plant Bowen Client: Southern Company Data: Bowen AP-1

	BGWC-17	BGWC-18	BGWC-19	BGWC-20	BGWC-21	BGWC-22	BGWC-23	BGWC-24	BGWC-25
2/5/2024				7.25	6.9				7.2
2/6/2024									
2/8/2024						6.44	6.56		
4/3/2024						6.61			
5/22/2024						6.46			
7/9/2024						6.43			
8/19/2024	7.26	6.74	6.8						
8/20/2024				7.12					7.01
8/21/2024						6.32		6.38	
8/22/2024					7.65		6.7		

Time Series

Constituent: pH (s.u.) Analysis Run 10/11/2024 9:24 AM

Plant Bowen Client: Southern Company Data: Bowen AP-1

	BGWC-30
6/7/2016	
6/8/2016	
6/9/2016	
8/11/2016	
8/12/2016	
8/15/2016	
8/18/2016	
10/7/2016	
10/10/2016	
12/6/2016	
12/7/2016	
12/8/2016	
1/23/2017	7.39
2/7/2017	7.35
2/16/2017	
2/17/2017	
2/20/2017	
3/27/2017	7.46
4/17/2017	7.19
4/19/2017	
4/20/2017	
5/22/2017	7.4
5/30/2017	
6/1/2017	
6/5/2017	7.69
7/11/2017	7.29
7/14/2017	
7/17/2017	
7/18/2017	
7/19/2017	
8/23/2017	7.37
10/10/2017	7.34
10/11/2017	
10/12/2017	
3/26/2018	7.33
3/27/2018	
3/28/2018	
3/29/2018	
6/13/2018	
6/14/2018	
6/15/2018	7.35
10/17/2018	
10/18/2018	
10/19/2018	
10/22/2018	7.35
2/27/2019	
3/1/2019	7.32
4/2/2019	7.22
4/3/2019	
4/4/2019	
5/2/2019	
9/26/2019	

Time Series

Constituent: pH (s.u.) Analysis Run 10/11/2024 9:24 AM

Plant Bowen Client: Southern Company Data: Bowen AP-1

	BGWC-30
9/27/2019	
9/30/2019	7.2
2/24/2020	
2/25/2020	
2/26/2020	7.28
3/19/2020	
3/20/2020	
3/23/2020	7.28
3/24/2020	
3/25/2020	
9/24/2020	
9/25/2020	7.34
9/28/2020	
2/18/2021	
2/19/2021	
2/23/2021	
3/8/2021	7.44
3/24/2021	
3/25/2021	7.21
3/26/2021	
3/29/2021	
7/19/2021	
7/20/2021	7.28
8/19/2021	7.2
8/20/2021	
8/23/2021	
11/1/2021	7.3
2/11/2022	
2/14/2022	7.29
2/15/2022	
2/16/2022	
7/27/2022	
7/28/2022	
8/1/2022	7.21
8/2/2022	
10/21/2022	
1/26/2023	
1/27/2023	
1/30/2023	
2/1/2023	7.15
2/2/2023	
2/7/2023	
5/10/2023	
8/17/2023	
8/18/2023	
8/21/2023	7
8/22/2023	
8/23/2023	
8/25/2023	
1/30/2024	
2/1/2024	
2/2/2024	

Time Series

Constituent: pH (s.u.) Analysis Run 10/11/2024 9:24 AM

Plant Bowen Client: Southern Company Data: Bowen AP-1

	BGWC-30
2/5/2024	
2/6/2024	6.75
2/8/2024	
4/3/2024	
5/22/2024	
7/9/2024	
8/19/2024	
8/20/2024	
8/21/2024	
8/22/2024	7.44

Time Series

Constituent: pH (s.u.) Analysis Run 10/11/2024 9:24 AM

Plant Bowen Client: Southern Company Data: Bowen AP-1

	BGWC-31	BGWC-32	BGWC-34D	BGWC-35D	BGWC-36D	BGWC-37D	BGWC-38D	BGWC-39	BGWC-40
10/17/2018					7.44				
10/18/2018	7.16								
10/19/2018			7.42						
10/22/2018		7.22		7.15					
3/4/2019			7.36						
4/2/2019					6.48				
4/4/2019	7.19	7.28	7.32	7.2					
5/2/2019							7.32		
5/3/2019		7.18				7.51			
9/24/2019	7.29		7.32						
9/26/2019		7.31		7.09					
9/27/2019					7.09				
11/15/2019		7.19							
2/25/2020				7.06		7.21			
2/26/2020	7.09				6.33				
2/27/2020		7.14	7.02				6.49	6.78	
2/28/2020									7.31
3/23/2020	6.72				6.56				
3/24/2020		7.23	7.14			7.29	6.66	6.67	
3/25/2020				7.03					7.27
5/4/2020									
9/2/2020							6.49		
9/25/2020		6.82		7.03		7.25			
9/28/2020	7.32		7.24		7.29				
9/29/2020								6.73	7.15
2/19/2021			7.26						
2/22/2021	7.21			7.16		7.49		6.87	7.08
2/23/2021		7.08							
3/8/2021					7.12				
3/9/2021							6.97		
3/25/2021					7.27				
3/26/2021				7.02		7.14			
3/29/2021	6.97						7.02		
3/30/2021		7.07	7.19						7.04
3/31/2021								6.8	
8/19/2021							6.42		
8/20/2021	7.32			6.86		6.98			
8/23/2021					7.34				
8/24/2021			7.2					6.85	7.03
8/25/2021		6.93							
11/1/2021							6.55		
2/14/2022					7.23		6.33		
2/15/2022									
2/16/2022	7.4	7.14	7.27					6.83	7.24
2/17/2022				7.02		7.46			
7/28/2022	7.19		6.96	6.98		7.34			7.03
7/29/2022		7.15			7.19				
8/2/2022							6.17	6.42	
1/27/2023	6.8								
1/30/2023			7.15	6.75		7.21			
1/31/2023		7.18							6.86
2/1/2023					6.64				

Time Series

Constituent: pH (s.u.) Analysis Run 10/11/2024 9:24 AM

Plant Bowen Client: Southern Company Data: Bowen AP-1

	BGWC-31	BGWC-32	BGWC-34D	BGWC-35D	BGWC-36D	BGWC-37D	BGWC-38D	BGWC-39	BGWC-40
2/2/2023								6.93	
2/7/2023							5.99		
8/18/2023	6.89	6.84	6.62						6.91
8/21/2023					6.89		5.74		
8/23/2023								6.71	
8/24/2023				6.8		6.98			
1/30/2024					7.15				
2/2/2024	7								
2/5/2024			7.18						
2/6/2024							6.3		
2/7/2024				6.37		6.82			7.19
2/8/2024		7.04						6.5	
8/19/2024	7.34								
8/20/2024			7.14		6.98				7.25
8/21/2024		7.22							
8/22/2024				6.74		6.95	7.12	6.74	

Time Series

Constituent: pH (s.u.) Analysis Run 10/11/2024 9:24 AM

Plant Bowen Client: Southern Company Data: Bowen AP-1

	BGWC-41D
10/17/2018	
10/18/2018	
10/19/2018	
10/22/2018	
3/4/2019	
4/2/2019	
4/4/2019	
5/2/2019	
5/3/2019	
9/24/2019	
9/26/2019	
9/27/2019	
11/15/2019	
2/25/2020	
2/26/2020	
2/27/2020	
2/28/2020	
3/23/2020	
3/24/2020	
3/25/2020	
5/4/2020	7.46
9/2/2020	7.45
9/25/2020	
9/28/2020	
9/29/2020	
2/19/2021	
2/22/2021	7.48
2/23/2021	
3/8/2021	
3/9/2021	
3/25/2021	
3/26/2021	
3/29/2021	
3/30/2021	
3/31/2021	7.44
8/19/2021	
8/20/2021	
8/23/2021	
8/24/2021	7.11
8/25/2021	
11/1/2021	
2/14/2022	
2/15/2022	7.2
2/16/2022	
2/17/2022	
7/28/2022	
7/29/2022	7.07
8/2/2022	
1/27/2023	
1/30/2023	
1/31/2023	
2/1/2023	7.05

Time Series

Constituent: pH (s.u.) Analysis Run 10/11/2024 9:24 AM

Plant Bowen Client: Southern Company Data: Bowen AP-1

	BGWC-41D
2/2/2023	
2/7/2023	
8/18/2023	
8/21/2023	
8/23/2023	7.09
8/24/2023	
1/30/2024	
2/2/2024	
2/5/2024	
2/6/2024	
2/7/2024	7.07
2/8/2024	
8/19/2024	
8/20/2024	
8/21/2024	7.37
8/22/2024	

Time Series

Constituent: pH (s.u.) Analysis Run 10/11/2024 9:24 AM

Plant Bowen Client: Southern Company Data: Bowen AP-1

	BGWC-42D	BGWC-43D	BGWC-44D	BGWC-49D	BGWC-50D	BGWC-51	BGWC-52	BGWC-7	BGWC-8
6/6/2016									
6/7/2016									7.55
6/8/2016								7	
8/10/2016								7.02	7.66
8/11/2016									
10/5/2016								6.96	7.37
12/2/2016									7.67
12/5/2016								7.16	
2/14/2017									7.54
2/15/2017								7.05	
4/14/2017									7.63
4/17/2017								7.17	
5/26/2017									7.76
6/1/2017								7.17	
7/10/2017									7.7
7/11/2017									
7/13/2017								7.11	
10/10/2017									7.72
10/11/2017								7.19	
3/26/2018								7	7.71
3/27/2018									
6/12/2018								7	7.71
10/16/2018									7.74
10/17/2018									
10/18/2018								6.84	
2/25/2019									7.75
2/27/2019								7.05	
4/1/2019								6.99	7.57
9/24/2019								6.92	7.53
2/19/2020									7.68
2/20/2020									
2/21/2020								7.12	
3/18/2020									7.73
3/19/2020								7.1	
5/4/2020		7.27	7.61						
5/11/2020	7.61								
5/20/2020	7.63	7.2							
9/3/2020	7.37	7.21	7.6						
9/23/2020									7.67
9/24/2020									
9/25/2020								7.01	
1/28/2021						6.81	7.01		
2/16/2021									7.69
2/17/2021									
2/18/2021			7.64					6.88	
2/22/2021	7.5								
2/23/2021						6.71	6.95		
3/8/2021		7.08							
3/24/2021									7.66
3/29/2021		7.02							
3/30/2021						6.64	6.82	7.05	
3/31/2021			7.4						

Time Series

Constituent: pH (s.u.) Analysis Run 10/11/2024 9:24 AM

Plant Bowen Client: Southern Company Data: Bowen AP-1

	BGWC-42D	BGWC-43D	BGWC-44D	BGWC-49D	BGWC-50D	BGWC-51	BGWC-52	BGWC-7	BGWC-8
4/1/2021	7.44								
4/19/2021				7.45	7.54				
7/20/2021		6.79							
8/18/2021			7.48		7.17				7.7
8/19/2021								6.89	
8/20/2021	7.3								
8/23/2021		7.05				6.61	6.84		
8/24/2021				7.33					
2/9/2022			7.61		7.6				
2/10/2022									7.59
2/11/2022								7.05	
2/14/2022						7.11	7.57		
2/15/2022		7.28							
2/17/2022	7.3			7.57					
7/26/2022			7.59		7.55				7.63
7/28/2022	7.31						7.62	6.96	
8/1/2022		7.16		7.3		6.96			
1/25/2023			7.89		7.03				
1/26/2023								6.63	7.34
1/30/2023	7.04								
1/31/2023						6.87	7.56		
2/1/2023				7.17					
2/7/2023		7.03							
8/15/2023			7.57		6.8				
8/16/2023									7.36
8/17/2023								6.79	
8/21/2023						6.79			
8/22/2023				6.94			7.13		
8/23/2023		6.77							
8/24/2023	6.98								
1/30/2024		6.99							
1/31/2024			7.34		6.56				
2/1/2024									6.98
2/2/2024								6.89	
2/5/2024						6.93	7.21		
2/6/2024				7.22					
2/7/2024	6.94								
4/3/2024		6.74 (R)							
8/15/2024			7.74						
8/16/2024					7.32			6.84	7.28
8/19/2024									
8/20/2024	7.32					7.24	7.68		
8/21/2024		7.22		7.35					

Time Series

Constituent: pH (s.u.) Analysis Run 10/11/2024 9:24 AM

Plant Bowen Client: Southern Company Data: Bowen AP-1

	BGWC-9
6/6/2016	7.46
6/7/2016	
6/8/2016	
8/10/2016	
8/11/2016	7.51
10/5/2016	7.37
12/2/2016	
12/5/2016	7.42
2/14/2017	
2/15/2017	7.32
4/14/2017	
4/17/2017	7.23
5/26/2017	7.29
6/1/2017	
7/10/2017	
7/11/2017	7.34
7/13/2017	
10/10/2017	7.28
10/11/2017	
3/26/2018	
3/27/2018	7.38
6/12/2018	7.51
10/16/2018	
10/17/2018	7.34
10/18/2018	
2/25/2019	
2/27/2019	
4/1/2019	7.03
9/24/2019	7.14
2/19/2020	
2/20/2020	7.37
2/21/2020	
3/18/2020	
3/19/2020	7.35
5/4/2020	
5/11/2020	
5/20/2020	
9/3/2020	
9/23/2020	
9/24/2020	7.34
9/25/2020	
1/28/2021	
2/16/2021	
2/17/2021	7.43
2/18/2021	
2/22/2021	
2/23/2021	
3/8/2021	
3/24/2021	7.26
3/29/2021	
3/30/2021	
3/31/2021	

Time Series

Constituent: pH (s.u.) Analysis Run 10/11/2024 9:24 AM

Plant Bowen Client: Southern Company Data: Bowen AP-1

	BGWC-9
4/1/2021	
4/19/2021	
7/20/2021	
8/18/2021	7.49
8/19/2021	
8/20/2021	
8/23/2021	
8/24/2021	
2/9/2022	
2/10/2022	7.28
2/11/2022	
2/14/2022	
2/15/2022	
2/17/2022	
7/26/2022	7.33
7/28/2022	
8/1/2022	
1/25/2023	
1/26/2023	7.04
1/30/2023	
1/31/2023	
2/1/2023	
2/7/2023	
8/15/2023	
8/16/2023	
8/17/2023	6.79
8/21/2023	
8/22/2023	
8/23/2023	
8/24/2023	
1/30/2024	
1/31/2024	
2/1/2024	7.01
2/2/2024	
2/5/2024	
2/6/2024	
2/7/2024	
4/3/2024	
8/15/2024	
8/16/2024	
8/19/2024	6.86
8/20/2024	
8/21/2024	

Time Series

Constituent: Selenium (mg/L) Analysis Run 10/11/2024 9:24 AM

Plant Bowen Client: Southern Company Data: Bowen AP-1

	BGWA-2 (bg)	BGWA-29 (bg)	BGWA-33 (bg)	BGWA-47D (bg)	BGWA-48D (bg)	BGWA-6	BGWC-10	BGWC-12	BGWC-14A
6/6/2016	<0.005					<0.005			
6/7/2016							<0.005	<0.005	
8/9/2016	<0.005								
8/10/2016						<0.005			
8/11/2016									
8/12/2016								<0.005	
8/16/2016							<0.005		
8/22/2016		<0.005							
10/3/2016	<0.005								
10/4/2016		<0.005				<0.005			
10/6/2016								<0.005	
10/7/2016							<0.005		
11/29/2016	<0.005								
12/1/2016		<0.005				<0.005			
12/5/2016								<0.005	
12/6/2016							<0.005		
1/10/2017		<0.005							
2/13/2017	<0.005								
2/14/2017		<0.005				<0.005			
2/15/2017								<0.005	
2/16/2017							<0.005		
4/13/2017	<0.005					<0.005			
4/14/2017		<0.005							
4/18/2017							<0.005	<0.005	
5/25/2017	<0.005	<0.005				<0.005			
5/30/2017									
6/2/2017							<0.005	<0.005	
7/7/2017	<0.005					<0.005			
7/10/2017		<0.005							
7/12/2017							<0.005		
7/13/2017								<0.005	
7/14/2017									
3/26/2018	<0.005	<0.005							
3/27/2018							<0.005		
3/28/2018								<0.005	
2/25/2019	<0.005								
2/27/2019		<0.005							
2/28/2019							<0.005	<0.005	
4/1/2019	0.00011 (J)	<0.005						0.0004 (J)	
4/2/2019						0.00031 (J)	<0.005		
4/3/2019			0.00013 (J)						
9/23/2019	<0.005	<0.005				<0.005			
9/25/2019							<0.005	<0.005	
9/26/2019									
9/27/2019			<0.005						
2/18/2020	<0.005					<0.005			
2/19/2020		<0.005							
2/20/2020							<0.005		
2/21/2020			<0.005						
2/24/2020								<0.005	
3/18/2020	<0.005	<0.005							
3/19/2020						<0.005		<0.005	

ND substitution: RL or RL/2 if <15% NDs.

Time Series

Constituent: Selenium (mg/L) Analysis Run 10/11/2024 9:24 AM

Plant Bowen Client: Southern Company Data: Bowen AP-1

	BGWA-2 (bg)	BGWA-29 (bg)	BGWA-33 (bg)	BGWA-47D (bg)	BGWA-48D (bg)	BGWA-6	BGWC-10	BGWC-12	BGWC-14A
3/20/2020			<0.005						
3/23/2020							<0.005		
5/22/2020				0.0013 (J)					0.0014 (J)
5/25/2020					<0.005				
6/23/2020				<0.005	<0.005				<0.005
7/28/2020				<0.005	<0.005				<0.005
9/2/2020				<0.005					<0.005
9/3/2020					<0.005				
9/23/2020	<0.005	<0.005				<0.005			
9/24/2020							<0.005		
9/25/2020			<0.005					<0.005	
10/1/2020				0.0018 (J)	<0.005				<0.005
11/10/2020				<0.005	<0.005				<0.005
12/15/2020				0.0018	<0.005				<0.005
1/20/2021				<0.005	<0.005				<0.005
2/16/2021	<0.005	<0.005							
2/17/2021				<0.005	<0.005				
2/18/2021						<0.005	<0.005		<0.005
2/19/2021			<0.005					<0.005	
3/23/2021		<0.005							
3/24/2021								<0.005	<0.005
3/25/2021				0.002 (J)	<0.005				
3/26/2021	<0.005								
3/30/2021							<0.005		
3/31/2021						0.0032 (J)			
4/1/2021			0.004 (J)						
8/16/2021	<0.005	<0.005		0.002 (J)	<0.005	<0.005			
8/18/2021							<0.005	<0.005	<0.005
8/25/2021			<0.005						
2/9/2022	<0.005			0.0021 (J)	<0.005	<0.005			<0.005
2/10/2022		<0.005							
2/11/2022							<0.005	<0.005	
2/16/2022			<0.005						
7/26/2022	<0.005	<0.005		0.0021 (J)	<0.005	<0.005			<0.005
7/27/2022								<0.005	
7/28/2022							<0.005		
8/3/2022			<0.005						
1/24/2023	<0.005	<0.005		0.0015 (J)	<0.005				
1/25/2023						<0.005			
1/26/2023								<0.005	<0.005
1/27/2023							<0.005		
2/2/2023			<0.005						
8/15/2023				0.0015 (J)		<0.005			
8/16/2023		<0.005			<0.005			<0.005	<0.005
8/17/2023							<0.005		
8/21/2023	<0.005								
8/23/2023			<0.005						
1/31/2024				0.0015 (J)	<0.005	<0.005			
2/1/2024							<0.005	<0.005	<0.005
2/5/2024		<0.005							
2/7/2024			<0.005						
2/8/2024	<0.005								

ND substitution: RL or RL/2 if <15% NDs.

Time Series

Constituent: Selenium (mg/L) Analysis Run 10/11/2024 9:24 AM

Plant Bowen Client: Southern Company Data: Bowen AP-1

	BGWA-2 (bg)	BGWA-29 (bg)	BGWA-33 (bg)	BGWA-47D (bg)	BGWA-48D (bg)	BGWA-6	BGWC-10	BGWC-12	BGWC-14A
8/15/2024				0.0017 (J)	<0.005	<0.005			
8/16/2024									<0.005
8/19/2024								<0.005	
8/20/2024							<0.005		
8/21/2024	<0.005	<0.005							
8/23/2024			<0.005						

ND substitution: RL or RL/2 if <15% NDs.

Time Series

Constituent: Selenium (mg/L) Analysis Run 10/11/2024 9:24 AM

Plant Bowen Client: Southern Company Data: Bowen AP-1

	BGWC-16
6/6/2016	
6/7/2016	<0.005
8/9/2016	
8/10/2016	
8/11/2016	<0.005
8/12/2016	
8/16/2016	
8/22/2016	
10/3/2016	
10/4/2016	
10/6/2016	
10/7/2016	<0.005
11/29/2016	
12/1/2016	
12/5/2016	
12/6/2016	<0.005
1/10/2017	
2/13/2017	
2/14/2017	
2/15/2017	
2/16/2017	0.0012 (J)
4/13/2017	
4/14/2017	
4/18/2017	<0.005
5/25/2017	
5/30/2017	<0.005
6/2/2017	
7/7/2017	
7/10/2017	
7/12/2017	
7/13/2017	
7/14/2017	<0.005
3/26/2018	
3/27/2018	<0.005
3/28/2018	
2/25/2019	<0.005
2/27/2019	
2/28/2019	
4/1/2019	
4/2/2019	0.0006 (J)
4/3/2019	
9/23/2019	
9/25/2019	
9/26/2019	<0.005
9/27/2019	
2/18/2020	
2/19/2020	
2/20/2020	0.0026 (J)
2/21/2020	
2/24/2020	
3/18/2020	
3/19/2020	0.0019 (J)

Time Series

Constituent: Selenium (mg/L) Analysis Run 10/11/2024 9:24 AM

Plant Bowen Client: Southern Company Data: Bowen AP-1

	BGWC-16
3/20/2020	
3/23/2020	
5/22/2020	
5/25/2020	
6/23/2020	
7/28/2020	
9/2/2020	
9/3/2020	
9/23/2020	
9/24/2020	0.003 (J)
9/25/2020	
10/1/2020	
11/10/2020	
12/15/2020	
1/20/2021	
2/16/2021	
2/17/2021	
2/18/2021	0.0017 (J)
2/19/2021	
3/23/2021	
3/24/2021	0.0017 (J)
3/25/2021	
3/26/2021	
3/30/2021	
3/31/2021	
4/1/2021	
8/16/2021	
8/18/2021	<0.005
8/25/2021	
2/9/2022	
2/10/2022	
2/11/2022	<0.005
2/16/2022	
7/26/2022	
7/27/2022	0.0018 (J)
7/28/2022	
8/3/2022	
1/24/2023	
1/25/2023	
1/26/2023	0.0024 (J)
1/27/2023	
2/2/2023	
8/15/2023	
8/16/2023	
8/17/2023	0.0015 (J)
8/21/2023	
8/23/2023	
1/31/2024	
2/1/2024	0.0034 (J)
2/5/2024	
2/7/2024	
2/8/2024	

ND substitution: RL or RL/2 if <15% NDs.

Time Series

Constituent: Selenium (mg/L) Analysis Run 10/11/2024 9:24 AM

Plant Bowen Client: Southern Company Data: Bowen AP-1

	BGWC-16
8/15/2024	
8/16/2024	
8/19/2024	0.0013 (J)
8/20/2024	
8/21/2024	
8/23/2024	

Time Series

Constituent: Selenium (mg/L) Analysis Run 10/11/2024 9:24 AM

Plant Bowen Client: Southern Company Data: Bowen AP-1

	BGWC-17	BGWC-18	BGWC-19	BGWC-20	BGWC-21	BGWC-22	BGWC-23	BGWC-24	BGWC-25
6/7/2016	0.0004 (J)								
6/8/2016		<0.005	0.00043 (J)	<0.005	<0.005	<0.005			<0.005
6/9/2016							<0.005	0.00099 (J)	
8/11/2016	<0.005								
8/12/2016		<0.005	<0.005	<0.005					
8/15/2016									<0.005
8/18/2016					<0.005	<0.005	<0.005	0.0023 (J)	
10/7/2016	<0.005	<0.005	<0.005						
10/10/2016				<0.005	0.001 (J)	<0.005	<0.005	0.004 (J)	<0.005
12/6/2016	<0.005	<0.005							
12/7/2016			<0.005	0.0037 (J)			0.0176	0.0302	
12/8/2016					<0.005	0.012			<0.005
1/23/2017									
2/7/2017									
2/16/2017	<0.005	<0.005	<0.005						
2/17/2017				<0.005	<0.005	<0.005			
2/20/2017							<0.005	0.0044 (J)	<0.005
3/27/2017									
4/17/2017									
4/19/2017	<0.005	<0.005	<0.005	<0.005	<0.005		<0.005	0.0046 (J)	
4/20/2017						<0.005			<0.005
5/22/2017									
5/30/2017	<0.005								
6/1/2017		<0.005	<0.005	<0.005	<0.005				<0.005
6/5/2017						0.0018 (J)	<0.005	0.0033 (J)	
7/11/2017									
7/14/2017	<0.005	<0.005	<0.005						
7/17/2017							<0.005	0.0052 (J)	<0.005
7/18/2017				<0.005	<0.005				
7/19/2017						<0.005			
8/23/2017									
3/26/2018									
3/27/2018	<0.005	<0.005	<0.005						
3/28/2018				<0.005	<0.005				<0.005
3/29/2018						<0.005	<0.005	<0.05	
2/27/2019	<0.005	<0.005		<0.005					
3/1/2019			<0.005			<0.005	<0.005	<0.05	<0.005
4/2/2019	0.00077 (J)	0.001 (J)							
4/3/2019			0.00058 (J)	<0.005	0.00012 (J)	<0.005	<0.005	0.0038 (J)	
4/4/2019									<0.005
9/26/2019	<0.005	<0.005	<0.005	<0.005					
9/27/2019						<0.005	<0.005		
9/30/2019					<0.005			0.0065 (J)	<0.005
2/24/2020	0.0013 (J)	<0.005	0.0013 (J)	<0.005					
2/25/2020						<0.005	0.002 (J)		
2/26/2020					<0.005			0.0077 (J)	<0.005
3/19/2020	0.0022 (J)								
3/20/2020		<0.005	<0.005		<0.005	<0.005			
3/23/2020				<0.005			<0.005		
3/24/2020									<0.005
3/25/2020								0.0067 (J)	
9/24/2020	<0.005	<0.005			<0.005	0.0026 (J)	<0.005		

ND substitution: RL or RL/2 if <15% NDs.

Time Series

Constituent: Selenium (mg/L) Analysis Run 10/11/2024 9:24 AM

Plant Bowen Client: Southern Company Data: Bowen AP-1

	BGWC-17	BGWC-18	BGWC-19	BGWC-20	BGWC-21	BGWC-22	BGWC-23	BGWC-24	BGWC-25
9/25/2020								0.01	
9/28/2020			<0.005	<0.005					<0.005
2/18/2021	<0.005	<0.005	<0.005	<0.005					
2/19/2021					<0.005	<0.005	<0.005	0.0065	
2/23/2021									<0.005
3/8/2021									
3/24/2021	<0.005	<0.005							
3/25/2021									
3/26/2021			<0.005				<0.005	<0.05	<0.005
3/29/2021				<0.005	<0.005	<0.005			
8/19/2021	<0.005	<0.005							<0.005
8/20/2021			<0.005	<0.005	<0.005				
8/23/2021						<0.005	<0.005	0.0045 (J)	
2/11/2022	<0.005								
2/14/2022							<0.005		
2/15/2022						<0.005		0.0055	
2/16/2022		<0.005	<0.005	<0.005	<0.005				<0.005
7/27/2022	<0.005	<0.005	<0.005	<0.005					<0.005
7/28/2022					<0.005				
8/1/2022							<0.005		
8/2/2022						<0.005		0.0027 (J)	
10/21/2022								0.0045 (J)	
1/26/2023	<0.005	0.0022 (J)							
1/27/2023			<0.005		<0.005				<0.005
1/30/2023				<0.005					
2/1/2023								0.006	
2/2/2023							0.0019 (J)		
2/7/2023						0.0016 (J)			
8/17/2023	<0.005	<0.005							<0.005
8/18/2023			<0.005	<0.005					
8/21/2023									
8/22/2023						0.0017 (J)			
8/23/2023					<0.005		<0.005		
8/25/2023								0.0049 (J)	
1/30/2024								0.0054	
2/1/2024	<0.005								
2/2/2024		0.0024 (J)	0.0013 (J)						
2/5/2024				<0.005	<0.005				<0.005
2/6/2024									
2/8/2024						0.0012 (J)	<0.005		
8/19/2024	<0.005	0.0013 (J)	<0.005						
8/20/2024				<0.005					<0.005
8/21/2024						<0.005		0.004 (J)	
8/22/2024					<0.005		<0.005		

ND substitution: RL or RL/2 if <15% NDs.

Time Series

Constituent: Selenium (mg/L) Analysis Run 10/11/2024 9:24 AM

Plant Bowen Client: Southern Company Data: Bowen AP-1

	BGWC-30
6/7/2016	
6/8/2016	
6/9/2016	
8/11/2016	
8/12/2016	
8/15/2016	
8/18/2016	
10/7/2016	
10/10/2016	
12/6/2016	
12/7/2016	
12/8/2016	
1/23/2017	0.015
2/7/2017	0.0114
2/16/2017	
2/17/2017	
2/20/2017	
3/27/2017	0.0092 (J)
4/17/2017	0.0082 (J)
4/19/2017	
4/20/2017	
5/22/2017	0.0094 (J)
5/30/2017	
6/1/2017	
6/5/2017	0.0118
7/11/2017	0.012
7/14/2017	
7/17/2017	
7/18/2017	
7/19/2017	
8/23/2017	0.0097 (J)
3/26/2018	<0.01
3/27/2018	
3/28/2018	
3/29/2018	
2/27/2019	
3/1/2019	0.01 (J)
4/2/2019	0.0092 (J)
4/3/2019	
4/4/2019	
9/26/2019	
9/27/2019	0.0033 (J)
9/30/2019	
2/24/2020	
2/25/2020	
2/26/2020	<0.01
3/19/2020	
3/20/2020	
3/23/2020	0.0041 (J)
3/24/2020	
3/25/2020	
9/24/2020	

Time Series

Constituent: Selenium (mg/L) Analysis Run 10/11/2024 9:24 AM

Plant Bowen Client: Southern Company Data: Bowen AP-1

	BGWC-30
9/25/2020	0.0035 (J)
9/28/2020	
2/18/2021	
2/19/2021	
2/23/2021	
3/8/2021	0.0048 (J)
3/24/2021	
3/25/2021	0.0021 (J)
3/26/2021	
3/29/2021	
8/19/2021	0.0052
8/20/2021	
8/23/2021	
2/11/2022	
2/14/2022	0.0084
2/15/2022	
2/16/2022	
7/27/2022	
7/28/2022	
8/1/2022	0.0074
8/2/2022	
10/21/2022	
1/26/2023	
1/27/2023	
1/30/2023	
2/1/2023	0.01
2/2/2023	
2/7/2023	
8/17/2023	
8/18/2023	
8/21/2023	0.0065
8/22/2023	
8/23/2023	
8/25/2023	
1/30/2024	
2/1/2024	
2/2/2024	
2/5/2024	
2/6/2024	0.0093
2/8/2024	
8/19/2024	
8/20/2024	
8/21/2024	
8/22/2024	0.0032 (J)

Time Series

Constituent: Selenium (mg/L) Analysis Run 10/11/2024 9:24 AM

Plant Bowen Client: Southern Company Data: Bowen AP-1

	BGWC-31	BGWC-32	BGWC-34D	BGWC-35D	BGWC-36D	BGWC-37D	BGWC-38D	BGWC-39	BGWC-40
4/2/2019					0.014				
4/4/2019	8E-05 (J)		0.0001 (J)	<0.005					
4/5/2019		0.00015 (J)							
9/24/2019	<0.005		<0.005						
9/26/2019		<0.005		<0.005					
9/27/2019					0.0071 (J)				
2/25/2020				<0.005		<0.005			
2/26/2020	<0.005				0.0029 (J)				
2/27/2020		<0.005	<0.005				<0.005	<0.005	
2/28/2020									0.0018 (J)
3/23/2020	<0.005				0.0033 (J)				
3/24/2020		<0.005	<0.005			<0.005	<0.005	<0.005	
3/25/2020				<0.005					0.0039 (J)
9/2/2020							0.003 (J)		
9/25/2020		<0.005		<0.005		<0.005			
9/28/2020	<0.005		<0.005		0.0076 (J)				
9/29/2020								0.002 (J)	0.005 (J)
2/19/2021			<0.005						
2/22/2021	<0.005			<0.005		<0.005		<0.005	0.0094
2/23/2021		<0.005							
3/8/2021					0.011				
3/9/2021							0.005		
3/25/2021					0.012				
3/26/2021				<0.005		<0.005			
3/29/2021	<0.005						<0.005		
3/30/2021		<0.005	<0.005						0.0098
3/31/2021								0.002 (J)	
8/19/2021							<0.005		
8/20/2021	<0.005			<0.005		<0.005			
8/23/2021					0.0086				
8/24/2021			<0.005					<0.005	0.0096
8/25/2021		<0.005							
2/14/2022					0.011		<0.005		
2/15/2022									
2/16/2022	<0.005	<0.005	<0.005					<0.005	0.0084
2/17/2022				<0.005		<0.005			
7/28/2022	<0.005		<0.005	<0.005		<0.005			0.007
7/29/2022		<0.005			0.011				
8/2/2022							<0.005	<0.005	
1/27/2023	<0.005								
1/30/2023			<0.005	<0.005		<0.005			
1/31/2023		<0.005							0.0097
2/1/2023					0.0098				
2/2/2023								<0.005	
2/7/2023							<0.005		
8/18/2023	<0.005	<0.005	<0.005						0.0082
8/21/2023					0.014		0.0019 (J)		
8/23/2023								<0.005	
8/24/2023				<0.005		<0.005			
1/30/2024					0.013				
2/2/2024	<0.005								
2/5/2024			<0.005						

ND substitution: RL or RL/2 if <15% NDs.

Time Series

Constituent: Selenium (mg/L) Analysis Run 10/11/2024 9:24 AM

Plant Bowen Client: Southern Company Data: Bowen AP-1

	BGWC-31	BGWC-32	BGWC-34D	BGWC-35D	BGWC-36D	BGWC-37D	BGWC-38D	BGWC-39	BGWC-40
2/6/2024							0.0039 (J)		
2/7/2024				<0.005		<0.005			0.0091
2/8/2024		<0.005						<0.005	
8/19/2024	<0.005								
8/20/2024			<0.005		0.012				0.0066
8/21/2024		<0.005							
8/22/2024				<0.005		<0.005	0.0044 (J)	<0.005	

ND substitution: RL or RL/2 if <15% NDs.

Time Series

Constituent: Selenium (mg/L) Analysis Run 10/11/2024 9:24 AM

Plant Bowen Client: Southern Company Data: Bowen AP-1

	BGWC-41D
4/2/2019	
4/4/2019	
4/5/2019	
9/24/2019	
9/26/2019	
9/27/2019	
2/25/2020	
2/26/2020	
2/27/2020	
2/28/2020	
3/23/2020	
3/24/2020	
3/25/2020	
9/2/2020	0.0016 (J)
9/25/2020	
9/28/2020	
9/29/2020	
2/19/2021	
2/22/2021	<0.005
2/23/2021	
3/8/2021	
3/9/2021	
3/25/2021	
3/26/2021	
3/29/2021	
3/30/2021	
3/31/2021	0.0016 (J)
8/19/2021	
8/20/2021	
8/23/2021	
8/24/2021	<0.005
8/25/2021	
2/14/2022	
2/15/2022	<0.005
2/16/2022	
2/17/2022	
7/28/2022	
7/29/2022	<0.005
8/2/2022	
1/27/2023	
1/30/2023	
1/31/2023	
2/1/2023	0.0016 (J)
2/2/2023	
2/7/2023	
8/18/2023	
8/21/2023	
8/23/2023	<0.005
8/24/2023	
1/30/2024	
2/2/2024	
2/5/2024	

ND substitution: RL or RL/2 if <15% NDs.

Time Series

Constituent: Selenium (mg/L) Analysis Run 10/11/2024 9:24 AM

Plant Bowen Client: Southern Company Data: Bowen AP-1

	BGWC-41D
2/6/2024	
2/7/2024	<0.005
2/8/2024	
8/19/2024	
8/20/2024	
8/21/2024	<0.005
8/22/2024	

ND substitution: RL or RL/2 if <15% NDs.

Time Series

Constituent: Selenium (mg/L) Analysis Run 10/11/2024 9:24 AM

Plant Bowen Client: Southern Company Data: Bowen AP-1

	BGWC-42D	BGWC-43D	BGWC-44D	BGWC-49D	BGWC-50D	BGWC-51	BGWC-52	BGWC-7	BGWC-8
6/6/2016									
6/7/2016									4.8E-05 (J)
6/8/2016								<0.005	
8/10/2016									<0.005
8/11/2016								<0.005	
10/4/2016									<0.005
10/5/2016									
10/6/2016								<0.005	
12/2/2016									<0.005
12/5/2016									
12/6/2016								<0.005	
2/14/2017									<0.005
2/15/2017								<0.005	
4/14/2017									<0.005
4/17/2017									
4/18/2017								<0.005	
5/26/2017									<0.005
6/2/2017								<0.005	
7/10/2017									<0.005
7/11/2017									
7/14/2017								<0.005	
3/26/2018									<0.005
3/27/2018								<0.005	
2/25/2019									<0.005
2/28/2019								<0.005	
4/1/2019									0.00015 (J)
4/2/2019								<0.005	
9/24/2019								<0.005	<0.005
2/19/2020									<0.005
2/20/2020									
2/21/2020								<0.005	
3/18/2020									<0.005
3/19/2020								<0.005	
9/3/2020	0.0022 (J)	0.0028 (J)	<0.005						
9/23/2020									<0.005
9/24/2020									
9/25/2020								<0.005	
1/28/2021						0.014	<0.005		
2/16/2021									<0.005
2/17/2021									
2/18/2021			<0.005					<0.005	
2/22/2021	<0.005								
2/23/2021						0.013	0.0016 (J)		
3/8/2021		<0.005							
3/24/2021									<0.005
3/29/2021		<0.005							
3/30/2021						0.01 (J)	<0.005	<0.005	
3/31/2021			<0.005						
4/1/2021	0.0027 (J)								
4/19/2021				<0.005	<0.005				
8/18/2021			<0.005		<0.005				<0.005
8/19/2021								<0.005	

ND substitution: RL or RL/2 if <15% NDs.

Time Series

Constituent: Selenium (mg/L) Analysis Run 10/11/2024 9:24 AM

Plant Bowen Client: Southern Company Data: Bowen AP-1

	BGWC-42D	BGWC-43D	BGWC-44D	BGWC-49D	BGWC-50D	BGWC-51	BGWC-52	BGWC-7	BGWC-8
8/20/2021	<0.005								
8/23/2021		<0.005				0.013	<0.005		
8/24/2021				<0.005					
2/9/2022			<0.005		<0.005				
2/10/2022									<0.005
2/11/2022								<0.005	
2/14/2022						0.0042 (J)	0.0018 (J)		
2/15/2022		<0.005							
2/17/2022	<0.005			<0.005					
7/26/2022			<0.005		<0.005				<0.005
7/28/2022	<0.005						<0.005	<0.005	
8/1/2022		<0.005		<0.005		0.0036 (J)			
1/25/2023			<0.005		<0.005				
1/26/2023								<0.005	<0.005
1/30/2023	<0.005								
1/31/2023						0.0058	<0.005		
2/1/2023				<0.005					
2/7/2023		<0.005							
8/15/2023			<0.005		<0.005				
8/16/2023									<0.005
8/17/2023								<0.005	
8/21/2023						0.0097			
8/22/2023				<0.005			0.0039 (J)		
8/23/2023		<0.005							
8/24/2023	<0.005								
1/30/2024		0.0055							
1/31/2024			<0.005		<0.005				
2/1/2024									<0.005
2/2/2024								<0.005	
2/5/2024						0.004 (J)	0.0014 (J)		
2/6/2024				<0.005					
2/7/2024	<0.005								
8/15/2024			<0.005						
8/16/2024					<0.005			<0.005	<0.005
8/19/2024									
8/20/2024	<0.005					0.0049 (J)	0.0022 (J)		
8/21/2024		0.001 (J)		<0.005					

ND substitution: RL or RL/2 if <15% NDs.

Time Series

Constituent: Selenium (mg/L) Analysis Run 10/11/2024 9:24 AM

Plant Bowen Client: Southern Company Data: Bowen AP-1

	BGWC-9
6/6/2016	0.00031 (J)
6/7/2016	
6/8/2016	
8/10/2016	
8/11/2016	0.001 (J)
10/4/2016	
10/5/2016	0.0017 (J)
10/6/2016	
12/2/2016	
12/5/2016	<0.005
12/6/2016	
2/14/2017	
2/15/2017	<0.005
4/14/2017	
4/17/2017	<0.005
4/18/2017	
5/26/2017	0.0014 (J)
6/2/2017	
7/10/2017	
7/11/2017	<0.005
7/14/2017	
3/26/2018	
3/27/2018	<0.005
2/25/2019	
2/28/2019	
4/1/2019	0.0004 (J)
4/2/2019	
9/24/2019	<0.005
2/19/2020	
2/20/2020	<0.005
2/21/2020	
3/18/2020	
3/19/2020	0.0015 (J)
9/3/2020	
9/23/2020	
9/24/2020	<0.005
9/25/2020	
1/28/2021	
2/16/2021	
2/17/2021	<0.005
2/18/2021	
2/22/2021	
2/23/2021	
3/8/2021	
3/24/2021	<0.005
3/29/2021	
3/30/2021	
3/31/2021	
4/1/2021	
4/19/2021	
8/18/2021	0.0014 (J)
8/19/2021	

Time Series

Constituent: Selenium (mg/L) Analysis Run 10/11/2024 9:24 AM

Plant Bowen Client: Southern Company Data: Bowen AP-1

	BGWC-9
8/20/2021	
8/23/2021	
8/24/2021	
2/9/2022	
2/10/2022	<0.005
2/11/2022	
2/14/2022	
2/15/2022	
2/17/2022	
7/26/2022	0.0015 (J)
7/28/2022	
8/1/2022	
1/25/2023	
1/26/2023	0.0015 (J)
1/30/2023	
1/31/2023	
2/1/2023	
2/7/2023	
8/15/2023	
8/16/2023	
8/17/2023	0.0015 (J)
8/21/2023	
8/22/2023	
8/23/2023	
8/24/2023	
1/30/2024	
1/31/2024	
2/1/2024	0.0011 (J)
2/2/2024	
2/5/2024	
2/6/2024	
2/7/2024	
8/15/2024	
8/16/2024	
8/19/2024	0.0012 (J)
8/20/2024	
8/21/2024	

Time Series

Constituent: Sulfate (mg/L) Analysis Run 10/11/2024 9:24 AM

Plant Bowen Client: Southern Company Data: Bowen AP-1

	BGWA-2 (bg)	BGWA-29 (bg)	BGWA-33 (bg)	BGWA-47D (bg)	BGWA-48D (bg)	BGWA-6	BGWC-10	BGWC-12	BGWC-14A
6/6/2016	8					26			
6/7/2016							99	190	
8/9/2016	6.5								
8/10/2016						22			
8/11/2016									
8/12/2016								180	
8/16/2016							110		
8/22/2016		4.2							
10/3/2016	5.7								
10/4/2016		6.4				20			
10/6/2016								200	
10/7/2016							110		
11/29/2016	5.2								
12/1/2016		7.8				20			
12/5/2016								130	
12/6/2016							110		
1/10/2017		4.5							
2/13/2017	6.4								
2/14/2017		5.1				20			
2/15/2017								190	
2/16/2017							110		
4/13/2017	4.9					21			
4/14/2017		4.4							
4/18/2017							110	220	
5/25/2017	5.7	4.2				22			
5/30/2017									
6/2/2017							110	250	
7/7/2017	6.3					25			
7/10/2017		3.5							
7/12/2017							110		
7/13/2017								250	
7/14/2017									
10/9/2017	6.1					25			
10/10/2017		3.3						210	
10/11/2017							110		
6/12/2018	8.3	6.8							
6/14/2018							110	275	
10/16/2018	8.9	7.6				32.4			
10/17/2018								336	
10/18/2018							122		
4/1/2019	10.8	5.2						239	
4/2/2019						29.8	105		
4/3/2019			26.2						
5/2/2019	11.2								
9/23/2019	9	6.6				27.5			
9/25/2019							93.7	205	
9/26/2019									
9/27/2019			200 (o)						
2/18/2020						25.7			
2/19/2020		1.6							
2/21/2020			23.5						
3/18/2020	11.7	3.7							

Time Series

Constituent: Sulfate (mg/L) Analysis Run 10/11/2024 9:24 AM

Plant Bowen Client: Southern Company Data: Bowen AP-1

	BGWA-2 (bg)	BGWA-29 (bg)	BGWA-33 (bg)	BGWA-47D (bg)	BGWA-48D (bg)	BGWA-6	BGWC-10	BGWC-12	BGWC-14A
3/19/2020						28		255	
3/20/2020			26.1						
3/23/2020							95.6		
5/22/2020				53.5					92.6
5/25/2020					43.3				
6/23/2020				64.5	59.7				88.7
7/28/2020				65.7	15.8				300
9/2/2020				70.2					360
9/3/2020					24.4				
9/23/2020	12.9	5.3				24.6			
9/24/2020							98.6		
9/25/2020			22.6					320	
10/1/2020				70.2	26.6				382
11/10/2020				68.9	24.1				354
12/15/2020				78	28.3				406
1/20/2021				73.4	26.1				299
3/23/2021		4.6							
3/24/2021								301	115
3/25/2021				74.5	22				
3/26/2021	12.8								
3/30/2021							104		
3/31/2021						21.9			
4/1/2021			24.6						
8/16/2021	12.7	4.8		74.5	6.7	23.4			
8/18/2021							97.9	326	375
8/25/2021			25						
2/9/2022	13.5			72.7	19.1	16.7			130
2/10/2022		1.9							
2/11/2022							86.1	343	
2/16/2022			22.8						
7/26/2022	13.2	3.6		74.9	20.8	20.7			486
7/27/2022								419	
7/28/2022							105		
8/3/2022			4.6						
1/24/2023	12.5	1.4		67.2	22.4				
1/25/2023						15.5			
1/26/2023								463	213
1/27/2023							97.3		
2/2/2023			7.3						
8/15/2023				65.7		18.2			
8/16/2023		3.8			23			398	486
8/17/2023							95		
8/21/2023	14.4								
8/23/2023			20.5						
1/31/2024				69.1	54.2	15.1			
2/1/2024							96.9	495	483
2/5/2024		1.3							
2/7/2024			23						
2/8/2024	13.8								
8/15/2024				66.1	45.3	17.3			
8/16/2024									492
8/19/2024								419	

Time Series

Constituent: Sulfate (mg/L) Analysis Run 10/11/2024 9:24 AM

Plant Bowen Client: Southern Company Data: Bowen AP-1

	BGWA-2 (bg)	BGWA-29 (bg)	BGWA-33 (bg)	BGWA-47D (bg)	BGWA-48D (bg)	BGWA-6	BGWC-10	BGWC-12	BGWC-14A
8/20/2024							92.6		
8/21/2024	14.3	3.3							
8/23/2024			22.4						

Time Series

Constituent: Sulfate (mg/L) Analysis Run 10/11/2024 9:24 AM

Plant Bowen Client: Southern Company Data: Bowen AP-1

	BGWC-16
6/6/2016	
6/7/2016	240
8/9/2016	
8/10/2016	
8/11/2016	250
8/12/2016	
8/16/2016	
8/22/2016	
10/3/2016	
10/4/2016	
10/6/2016	
10/7/2016	260
11/29/2016	
12/1/2016	
12/5/2016	
12/6/2016	280
1/10/2017	
2/13/2017	
2/14/2017	
2/15/2017	
2/16/2017	380
4/13/2017	
4/14/2017	
4/18/2017	290
5/25/2017	
5/30/2017	260
6/2/2017	
7/7/2017	
7/10/2017	
7/12/2017	
7/13/2017	
7/14/2017	260
10/9/2017	
10/10/2017	
10/11/2017	270
6/12/2018	246
6/14/2018	
10/16/2018	
10/17/2018	
10/18/2018	276
4/1/2019	
4/2/2019	272
4/3/2019	
5/2/2019	
9/23/2019	
9/25/2019	
9/26/2019	288
9/27/2019	
2/18/2020	
2/19/2020	
2/21/2020	
3/18/2020	

Time Series

Constituent: Sulfate (mg/L) Analysis Run 10/11/2024 9:24 AM

Plant Bowen Client: Southern Company Data: Bowen AP-1

	BGWC-16
3/19/2020	311
3/20/2020	
3/23/2020	
5/22/2020	
5/25/2020	
6/23/2020	
7/28/2020	
9/2/2020	
9/3/2020	
9/23/2020	
9/24/2020	338
9/25/2020	
10/1/2020	
11/10/2020	
12/15/2020	
1/20/2021	
3/23/2021	
3/24/2021	317
3/25/2021	
3/26/2021	
3/30/2021	
3/31/2021	
4/1/2021	
8/16/2021	
8/18/2021	297
8/25/2021	
2/9/2022	
2/10/2022	
2/11/2022	358
2/16/2022	
7/26/2022	
7/27/2022	496
7/28/2022	
8/3/2022	
1/24/2023	
1/25/2023	
1/26/2023	490
1/27/2023	
2/2/2023	
8/15/2023	
8/16/2023	
8/17/2023	453
8/21/2023	
8/23/2023	
1/31/2024	
2/1/2024	551
2/5/2024	
2/7/2024	
2/8/2024	
8/15/2024	
8/16/2024	
8/19/2024	519

Time Series

Constituent: Sulfate (mg/L) Analysis Run 10/11/2024 9:24 AM

Plant Bowen Client: Southern Company Data: Bowen AP-1

	BGWC-16
8/20/2024	
8/21/2024	
8/23/2024	

Time Series

Constituent: Sulfate (mg/L) Analysis Run 10/11/2024 9:24 AM

Plant Bowen Client: Southern Company Data: Bowen AP-1

	BGWC-17	BGWC-18	BGWC-19	BGWC-20	BGWC-21	BGWC-22	BGWC-23	BGWC-24	BGWC-25
6/7/2016	120								
6/8/2016		120	110	530	75	660			10
6/9/2016							510	730	
8/11/2016	110								
8/12/2016		81	110	530					
8/15/2016									10
8/18/2016					66	730	480	580	
10/7/2016	150	140	150						
10/10/2016				600	57	650	460	520	10
12/6/2016	130	160							
12/7/2016			97	580			490	370	
12/8/2016					68	660			13
1/23/2017									
2/7/2017									
2/16/2017	120	92	130						
2/17/2017				710	57	740			
2/20/2017							520	610	24
3/27/2017									
4/17/2017									
4/19/2017	110	80	140	610	52		490	600	
4/20/2017						990			26
5/22/2017									
5/30/2017	110								
6/1/2017		73	70	550	55				29
6/5/2017						700	480	700	
7/11/2017									
7/14/2017	110	78	110						
7/17/2017							510	670	25
7/18/2017				590	50				
7/19/2017						720			
8/23/2017									
10/10/2017									
10/11/2017	120	83	93	550			510	510	12
10/12/2017					48	780			
6/13/2018				541			586	689	
6/14/2018	106	74.6			48.1	738			10
6/15/2018			78.3						
10/17/2018	118								
10/18/2018		89.3							
10/19/2018			114		57.2				
10/22/2018				604		846	590	723	8.1
4/2/2019	86.9	70.1							
4/3/2019			90.6	593	61.9	720	603	648	
4/4/2019									11.4
5/2/2019						827			
9/26/2019	219	114	130	498					
9/27/2019						905	721		
9/30/2019					54.5			758	10.7
2/25/2020						472			
2/26/2020									
3/19/2020	90.5								
3/20/2020		75.9	76.9		57.8	610			

Time Series

Constituent: Sulfate (mg/L) Analysis Run 10/11/2024 9:24 AM

Plant Bowen Client: Southern Company Data: Bowen AP-1

	BGWC-17	BGWC-18	BGWC-19	BGWC-20	BGWC-21	BGWC-22	BGWC-23	BGWC-24	BGWC-25
3/23/2020				494			612		
3/24/2020									18.8
3/25/2020								603	
9/24/2020	156	69.9			57.8	864	676		
9/25/2020								613	
9/28/2020			70.3	578					8.8
3/24/2021	93.7	67.3							
3/25/2021									
3/26/2021			66.8				679	515	21.3
3/29/2021				504	55.2	772			
7/19/2021						506	335	194	
7/20/2021									
8/19/2021	91.7	56.4							10.2
8/20/2021			47.5	550	54.6				
8/23/2021						848	628	527	
11/1/2021						690	410	225	
2/11/2022	88.7								
2/14/2022							622		
2/15/2022						789		473	
2/16/2022		61.5	79.6	555	48.7				13.7
7/27/2022	118	55.5	82.7	617					12.6
7/28/2022					55.3				
8/1/2022							528		
8/2/2022						762		52.8	
10/21/2022								389 (R)	
1/26/2023	110	58.3							
1/27/2023			38.2		55.3				24.1
1/30/2023				622					
2/1/2023								395	
2/2/2023							514		
2/7/2023						707			
8/17/2023	116	60.8							20.2
8/18/2023			66	612					
8/21/2023									
8/22/2023						748			
8/23/2023					46.4		320		
8/25/2023								337	
1/30/2024								324	
2/1/2024	132								
2/2/2024		57.9	48.2						
2/5/2024				649	50.7				34.6
2/6/2024									
2/8/2024						549	368		
8/19/2024	138 (M1)	63	<1						
8/20/2024				623					42
8/21/2024						537		242	
8/22/2024					56.5 (M1)		426		

ND substitution: RL or RL/2 if <15% NDs.

Time Series

Constituent: Sulfate (mg/L) Analysis Run 10/11/2024 9:24 AM

Plant Bowen Client: Southern Company Data: Bowen AP-1

	BGWC-30
6/7/2016	
6/8/2016	
6/9/2016	
8/11/2016	
8/12/2016	
8/15/2016	
8/18/2016	
10/7/2016	
10/10/2016	
12/6/2016	
12/7/2016	
12/8/2016	
1/23/2017	410
2/7/2017	410
2/16/2017	
2/17/2017	
2/20/2017	
3/27/2017	410
4/17/2017	400
4/19/2017	
4/20/2017	
5/22/2017	460
5/30/2017	
6/1/2017	
6/5/2017	440
7/11/2017	420
7/14/2017	
7/17/2017	
7/18/2017	
7/19/2017	
8/23/2017	390
10/10/2017	420
10/11/2017	
10/12/2017	
6/13/2018	
6/14/2018	
6/15/2018	174
10/17/2018	
10/18/2018	
10/19/2018	
10/22/2018	204
4/2/2019	153
4/3/2019	
4/4/2019	
5/2/2019	
9/26/2019	
9/27/2019	51.7
9/30/2019	
2/25/2020	
2/26/2020	42.6
3/19/2020	
3/20/2020	

Time Series

Constituent: Sulfate (mg/L) Analysis Run 10/11/2024 9:24 AM

Plant Bowen Client: Southern Company Data: Bowen AP-1

	BGWC-30
3/23/2020	55.7
3/24/2020	
3/25/2020	
9/24/2020	
9/25/2020	53.6
9/28/2020	
3/24/2021	
3/25/2021	28.1
3/26/2021	
3/29/2021	
7/19/2021	
7/20/2021	37.2
8/19/2021	58.2
8/20/2021	
8/23/2021	
11/1/2021	65.5
2/11/2022	
2/14/2022	74.4
2/15/2022	
2/16/2022	
7/27/2022	
7/28/2022	
8/1/2022	63.3
8/2/2022	
10/21/2022	
1/26/2023	
1/27/2023	
1/30/2023	
2/1/2023	75.5
2/2/2023	
2/7/2023	
8/17/2023	
8/18/2023	
8/21/2023	54
8/22/2023	
8/23/2023	
8/25/2023	
1/30/2024	
2/1/2024	
2/2/2024	
2/5/2024	
2/6/2024	64.2
2/8/2024	
8/19/2024	
8/20/2024	
8/21/2024	
8/22/2024	32.9

Time Series

Constituent: Sulfate (mg/L) Analysis Run 10/11/2024 9:24 AM

Plant Bowen Client: Southern Company Data: Bowen AP-1

	BGWC-31	BGWC-32	BGWC-34D	BGWC-35D	BGWC-36D	BGWC-37D	BGWC-38D	BGWC-39	BGWC-40
10/17/2018					277				
10/18/2018	199								
10/19/2018			106						
10/22/2018		350		626					
4/2/2019					192				
4/4/2019	105		88	643					
4/5/2019		312							
5/3/2019		304							
9/24/2019	97.2		80.7						
9/26/2019		336		517					
9/27/2019					191				
11/15/2019		413							
12/13/2019								651	
12/16/2019									60.4
2/25/2020				424		197			
2/26/2020					90.4				
2/27/2020							228		
3/23/2020	99.6				98.7				
3/24/2020		232	95.5			168	275	162	
3/25/2020				272					112
5/4/2020									
9/2/2020							188		
9/25/2020		393		394		175			
9/28/2020	115		115		135				
9/29/2020								619	130
3/25/2021					137				
3/26/2021				647		150			
3/29/2021	35.9						136		
3/30/2021		368	127						144
3/31/2021								314	
8/19/2021							90.7		
8/20/2021	121			452		130			
8/23/2021					141				
8/24/2021			132					505	138
8/25/2021		285							
11/1/2021							110		
2/14/2022					122		139		
2/15/2022									
2/16/2022	118	265	129					403	125
2/17/2022				551		132			
7/28/2022	131		158	600		134			132
7/29/2022		298			138				
8/2/2022							140	484	
1/27/2023	126								
1/30/2023			163	687		136			
1/31/2023		300							128
2/1/2023					118				
2/2/2023								226	
2/7/2023							42.6		
8/18/2023	119	189	143						110
8/21/2023					117		96.3		
8/23/2023								447	

Time Series

Constituent: Sulfate (mg/L) Analysis Run 10/11/2024 9:24 AM

Plant Bowen Client: Southern Company Data: Bowen AP-1

	BGWC-31	BGWC-32	BGWC-34D	BGWC-35D	BGWC-36D	BGWC-37D	BGWC-38D	BGWC-39	BGWC-40
8/24/2023				630		146			
1/30/2024					126				
2/2/2024	120								
2/5/2024			154						
2/6/2024							195		
2/7/2024				623		135			106
2/8/2024		189						282	
8/19/2024	111								
8/20/2024			157		106				92.4
8/21/2024		161							
8/22/2024				556		125	173	398	

Time Series

Constituent: Sulfate (mg/L) Analysis Run 10/11/2024 9:24 AM

Plant Bowen Client: Southern Company Data: Bowen AP-1

	BGWC-41D
10/17/2018	
10/18/2018	
10/19/2018	
10/22/2018	
4/2/2019	
4/4/2019	
4/5/2019	
5/3/2019	
9/24/2019	
9/26/2019	
9/27/2019	
11/15/2019	
12/13/2019	
12/16/2019	
2/25/2020	
2/26/2020	
2/27/2020	
3/23/2020	
3/24/2020	
3/25/2020	
5/4/2020	234
9/2/2020	224
9/25/2020	
9/28/2020	
9/29/2020	
3/25/2021	
3/26/2021	
3/29/2021	
3/30/2021	
3/31/2021	262
8/19/2021	
8/20/2021	
8/23/2021	
8/24/2021	271
8/25/2021	
11/1/2021	
2/14/2022	
2/15/2022	278
2/16/2022	
2/17/2022	
7/28/2022	
7/29/2022	343
8/2/2022	
1/27/2023	
1/30/2023	
1/31/2023	
2/1/2023	345
2/2/2023	
2/7/2023	
8/18/2023	
8/21/2023	
8/23/2023	299

Time Series

Constituent: Sulfate (mg/L) Analysis Run 10/11/2024 9:24 AM

Plant Bowen Client: Southern Company Data: Bowen AP-1

	BGWC-41D
8/24/2023	
1/30/2024	
2/2/2024	
2/5/2024	
2/6/2024	
2/7/2024	329
2/8/2024	
8/19/2024	
8/20/2024	
8/21/2024	315
8/22/2024	

Time Series

Constituent: Sulfate (mg/L) Analysis Run 10/11/2024 9:24 AM

Plant Bowen Client: Southern Company Data: Bowen AP-1

	BGWC-42D	BGWC-43D	BGWC-44D	BGWC-49D	BGWC-50D	BGWC-51	BGWC-52	BGWC-7	BGWC-8
6/6/2016									
6/7/2016									26
6/8/2016								410	
8/10/2016									29
8/11/2016								460	
10/4/2016									40
10/5/2016									
10/6/2016								440	
12/2/2016									37
12/5/2016									
12/6/2016								470	
2/14/2017									45
2/15/2017								510	
4/14/2017									27
4/17/2017									
4/18/2017								450	
5/26/2017									34
6/2/2017								470	
7/10/2017									28
7/11/2017									
7/14/2017								230	
10/10/2017									30
10/11/2017								480	
6/12/2018									35.2
6/13/2018								419	
10/16/2018									53
10/17/2018									
10/18/2018								438	
4/1/2019									30.5
4/2/2019								334	
9/24/2019								266	36.5
3/18/2020									34.3
3/19/2020								287	
5/4/2020		333	37.2						
5/11/2020	124								
5/20/2020	118	342							
9/3/2020	141	358	31						
9/23/2020									33.5
9/24/2020									
9/25/2020								298	
1/28/2021						562	308		
2/23/2021						536	320		
3/24/2021									24.2
3/29/2021		301							
3/30/2021						636	347	290	
3/31/2021			42.9						
4/1/2021	115								
4/19/2021				223	26.7				
7/20/2021		262							
8/18/2021			35		23.3				34
8/19/2021								237	
8/20/2021	151								

Time Series

Constituent: Sulfate (mg/L) Analysis Run 10/11/2024 9:24 AM

Plant Bowen Client: Southern Company Data: Bowen AP-1

	BGWC-42D	BGWC-43D	BGWC-44D	BGWC-49D	BGWC-50D	BGWC-51	BGWC-52	BGWC-7	BGWC-8
8/23/2021		328				545	277		
8/24/2021				235					
2/9/2022			48.4		79.4				
2/10/2022									27.2
2/11/2022								225	
2/14/2022						114	64.1		
2/15/2022		323							
2/17/2022	122			209					
7/26/2022			38.1		112				31.6
7/28/2022	136						50.1	268	
8/1/2022		316		204		94.4			
1/25/2023			11.7		268				
1/26/2023								253	24.3
1/30/2023	121								
1/31/2023						135	77.2		
2/1/2023				232					
2/7/2023		167							
8/15/2023			11.4		218				
8/16/2023									21
8/17/2023								207	
8/21/2023						95			
8/22/2023				214			92.8		
8/23/2023		283							
8/24/2023	112								
1/30/2024		288							
1/31/2024			20.7		271				
2/1/2024									21.4
2/2/2024								181	
2/5/2024						60.5	52		
2/6/2024				214					
2/7/2024	109								
8/15/2024			24.1						
8/16/2024					97			165	15.1
8/19/2024									
8/20/2024	104					58.9	45.6		
8/21/2024		268 (M1)		200					

Time Series

Constituent: Sulfate (mg/L) Analysis Run 10/11/2024 9:24 AM

Plant Bowen Client: Southern Company Data: Bowen AP-1

	BGWC-9
6/6/2016	100
6/7/2016	
6/8/2016	
8/10/2016	
8/11/2016	110
10/4/2016	
10/5/2016	120
10/6/2016	
12/2/2016	
12/5/2016	130
12/6/2016	
2/14/2017	
2/15/2017	120
4/14/2017	
4/17/2017	110
4/18/2017	
5/26/2017	110
6/2/2017	
7/10/2017	
7/11/2017	110
7/14/2017	
10/10/2017	110
10/11/2017	
6/12/2018	80.6
6/13/2018	
10/16/2018	
10/17/2018	117
10/18/2018	
4/1/2019	81.4
4/2/2019	
9/24/2019	89
3/18/2020	
3/19/2020	74.3
5/4/2020	
5/11/2020	
5/20/2020	
9/3/2020	
9/23/2020	
9/24/2020	84.8
9/25/2020	
1/28/2021	
2/23/2021	
3/24/2021	70.5
3/29/2021	
3/30/2021	
3/31/2021	
4/1/2021	
4/19/2021	
7/20/2021	
8/18/2021	71.7
8/19/2021	
8/20/2021	

Time Series

Constituent: Sulfate (mg/L) Analysis Run 10/11/2024 9:24 AM

Plant Bowen Client: Southern Company Data: Bowen AP-1

	BGWC-9
8/23/2021	
8/24/2021	
2/9/2022	
2/10/2022	70
2/11/2022	
2/14/2022	
2/15/2022	
2/17/2022	
7/26/2022	88
7/28/2022	
8/1/2022	
1/25/2023	
1/26/2023	63.6
1/30/2023	
1/31/2023	
2/1/2023	
2/7/2023	
8/15/2023	
8/16/2023	
8/17/2023	87.3
8/21/2023	
8/22/2023	
8/23/2023	
8/24/2023	
1/30/2024	
1/31/2024	
2/1/2024	78
2/2/2024	
2/5/2024	
2/6/2024	
2/7/2024	
8/15/2024	
8/16/2024	
8/19/2024	87
8/20/2024	
8/21/2024	

Time Series

Constituent: Thallium (mg/L) Analysis Run 10/11/2024 9:24 AM

Plant Bowen Client: Southern Company Data: Bowen AP-1

	BGWA-2 (bg)	BGWA-29 (bg)	BGWA-33 (bg)	BGWA-47D (bg)	BGWA-48D (bg)	BGWA-6	BGWC-10	BGWC-12	BGWC-14A
6/6/2016	<0.001					<0.001			
6/7/2016							<0.001	<0.001	
8/9/2016	0.0001 (J)								
8/10/2016						7E-05 (J)			
8/11/2016									
8/12/2016								9E-05 (J)	
8/16/2016							<0.001		
8/22/2016		<0.001							
10/3/2016	<0.001								
10/4/2016		<0.001				<0.001			
10/6/2016								<0.001	
10/7/2016							<0.001		
11/29/2016	<0.001								
12/1/2016		<0.001				<0.001			
12/5/2016								<0.001	
12/6/2016							<0.001		
1/10/2017		<0.001							
2/13/2017	<0.001								
2/14/2017		<0.001				<0.001			
2/15/2017								<0.001	
2/16/2017							<0.001		
4/13/2017	9E-05 (J)					0.0001 (J)			
4/14/2017		<0.001							
4/18/2017							<0.001	9E-05 (J)	
5/25/2017	0.0001 (J)	<0.001				6E-05 (J)			
5/30/2017									
6/2/2017							<0.001	<0.001	
7/7/2017	9E-05 (J)					7E-05 (J)			
7/10/2017		<0.001							
7/12/2017							<0.001		
7/13/2017								8E-05 (J)	
7/14/2017									
3/26/2018	<0.001	<0.001							
3/27/2018							<0.001		
3/28/2018								<0.001	
6/12/2018	<0.001	<0.001							
6/14/2018							<0.001	<0.001	
10/16/2018	<0.001	<0.001				<0.001			
10/17/2018								<0.001	
10/18/2018							<0.001		
2/25/2019	<0.001								
2/27/2019		<0.001							
2/28/2019							<0.001	<0.001	
4/1/2019	0.00011 (J)	<0.001						<0.001	
4/2/2019						6.2E-05 (J)	<0.001		
4/3/2019			<0.001						
9/23/2019	0.00011 (J)	<0.001				6E-05 (J)			
9/25/2019							<0.001	6E-05 (J)	
9/26/2019									
9/27/2019			<0.001						
2/18/2020	0.00011 (J)					5.3E-05 (J)			
2/19/2020		<0.001							

ND substitution: RL or RL/2 if <15% NDs.

Time Series

Constituent: Thallium (mg/L) Analysis Run 10/11/2024 9:24 AM

Plant Bowen Client: Southern Company Data: Bowen AP-1

	BGWA-2 (bg)	BGWA-29 (bg)	BGWA-33 (bg)	BGWA-47D (bg)	BGWA-48D (bg)	BGWA-6	BGWC-10	BGWC-12	BGWC-14A
2/20/2020							<0.001		
2/21/2020			<0.001						
2/24/2020								<0.001	
3/18/2020	0.00012 (J)	<0.001							
3/19/2020						6.1E-05 (J)		6.2E-05 (J)	
3/20/2020			<0.001						
3/23/2020							<0.001		
5/22/2020				8.8E-05 (J)					0.00016 (J)
5/25/2020					<0.001				
6/23/2020				<0.001	<0.001				0.00011 (J)
7/28/2020				<0.001	<0.001				0.00026 (J)
9/2/2020				<0.001					0.00035 (J)
9/3/2020					<0.001				
9/23/2020	<0.001	<0.001				<0.001			
9/24/2020							<0.001		
9/25/2020			<0.001					<0.001	
10/1/2020				<0.001	<0.001				0.0005 (J)
11/10/2020				<0.001	<0.001				0.00044 (J)
12/15/2020				<0.001	<0.001				0.00044
1/20/2021				<0.001	<0.001				0.00031 (J)
2/16/2021	0.0002 (J)	<0.001							
2/17/2021				<0.001	<0.001				
2/18/2021						<0.001	<0.001		0.00077 (J)
2/19/2021			<0.001					<0.001	
3/23/2021		<0.001							
3/24/2021								<0.001	0.00023 (J)
3/25/2021				<0.001	<0.001				
3/26/2021	0.00025 (J)								
3/30/2021							<0.001		
3/31/2021						0.00017 (J)			
4/1/2021			<0.001						
8/16/2021	0.00019 (J)	<0.001		<0.001	<0.001	<0.001			
8/18/2021							<0.001	<0.001	0.00039 (J)
8/25/2021			<0.001						
2/9/2022	<0.001			<0.001	<0.001	<0.001			0.00024 (J)
2/10/2022		<0.001							
2/11/2022							<0.001	<0.001	
2/16/2022			<0.001						
7/26/2022	0.00021 (J)	<0.001		<0.001	<0.001	<0.001			0.00047 (J)
7/27/2022								<0.001	
7/28/2022							<0.001		
8/3/2022			<0.001						
1/24/2023	<0.001	<0.001		<0.001	<0.001				
1/25/2023						0.00022 (J)			
1/26/2023								<0.001	0.00048 (J)
1/27/2023							<0.001		
2/2/2023			<0.001						
8/15/2023				<0.001		<0.001			
8/16/2023		<0.001			<0.001			<0.001	0.00059 (J)
8/17/2023							<0.001		
8/21/2023	<0.001								
8/23/2023			<0.001						

ND substitution: RL or RL/2 if <15% NDs.

Time Series

Constituent: Thallium (mg/L) Analysis Run 10/11/2024 9:24 AM

Plant Bowen Client: Southern Company Data: Bowen AP-1

	BGWA-2 (bg)	BGWA-29 (bg)	BGWA-33 (bg)	BGWA-47D (bg)	BGWA-48D (bg)	BGWA-6	BGWC-10	BGWC-12	BGWC-14A
1/31/2024				<0.001	<0.001	<0.001			
2/1/2024							<0.001	<0.001	0.0006 (J)
2/5/2024		<0.001							
2/7/2024			<0.001						
2/8/2024	<0.001								
8/15/2024				<0.001	<0.001	<0.001			
8/16/2024									0.00064 (J)
8/19/2024								<0.001	
8/20/2024							<0.001		
8/21/2024	<0.001	<0.001							
8/23/2024			<0.001						

Time Series

Constituent: Thallium (mg/L) Analysis Run 10/11/2024 9:24 AM

Plant Bowen Client: Southern Company Data: Bowen AP-1

	BGWC-16
6/6/2016	
6/7/2016	0.0002 (J)
8/9/2016	
8/10/2016	
8/11/2016	0.0002 (J)
8/12/2016	
8/16/2016	
8/22/2016	
10/3/2016	
10/4/2016	
10/6/2016	
10/7/2016	0.0002 (J)
11/29/2016	
12/1/2016	
12/5/2016	
12/6/2016	0.0003 (J)
1/10/2017	
2/13/2017	
2/14/2017	
2/15/2017	
2/16/2017	0.0003 (J)
4/13/2017	
4/14/2017	
4/18/2017	0.0002 (J)
5/25/2017	
5/30/2017	0.0002 (J)
6/2/2017	
7/7/2017	
7/10/2017	
7/12/2017	
7/13/2017	
7/14/2017	0.0002 (J)
3/26/2018	
3/27/2018	0.00019 (J)
3/28/2018	
6/12/2018	0.0002 (J)
6/14/2018	
10/16/2018	
10/17/2018	
10/18/2018	0.0002 (J)
2/25/2019	0.00023 (J)
2/27/2019	
2/28/2019	
4/1/2019	
4/2/2019	0.0002 (J)
4/3/2019	
9/23/2019	
9/25/2019	
9/26/2019	0.00023 (J)
9/27/2019	
2/18/2020	
2/19/2020	

Time Series

Constituent: Thallium (mg/L) Analysis Run 10/11/2024 9:24 AM

Plant Bowen Client: Southern Company Data: Bowen AP-1

	BGWC-16
2/20/2020	0.00028 (J)
2/21/2020	
2/24/2020	
3/18/2020	
3/19/2020	0.00022 (J)
3/20/2020	
3/23/2020	
5/22/2020	
5/25/2020	
6/23/2020	
7/28/2020	
9/2/2020	
9/3/2020	
9/23/2020	
9/24/2020	0.00024 (J)
9/25/2020	
10/1/2020	
11/10/2020	
12/15/2020	
1/20/2021	
2/16/2021	
2/17/2021	
2/18/2021	0.00023 (J)
2/19/2021	
3/23/2021	
3/24/2021	0.00019 (J)
3/25/2021	
3/26/2021	
3/30/2021	
3/31/2021	
4/1/2021	
8/16/2021	
8/18/2021	0.00023 (J)
8/25/2021	
2/9/2022	
2/10/2022	
2/11/2022	0.00024 (J)
2/16/2022	
7/26/2022	
7/27/2022	0.00025 (J)
7/28/2022	
8/3/2022	
1/24/2023	
1/25/2023	
1/26/2023	0.00023 (J)
1/27/2023	
2/2/2023	
8/15/2023	
8/16/2023	
8/17/2023	0.00025 (J)
8/21/2023	
8/23/2023	

Time Series

Constituent: Thallium (mg/L) Analysis Run 10/11/2024 9:24 AM

Plant Bowen Client: Southern Company Data: Bowen AP-1

	BGWC-16
1/31/2024	
2/1/2024	<0.001
2/5/2024	
2/7/2024	
2/8/2024	
8/15/2024	
8/16/2024	
8/19/2024	<0.001
8/20/2024	
8/21/2024	
8/23/2024	

ND substitution: RL or RL/2 if <15% NDs.

Time Series

Constituent: Thallium (mg/L) Analysis Run 10/11/2024 9:24 AM

Plant Bowen Client: Southern Company Data: Bowen AP-1

	BGWC-17	BGWC-18	BGWC-19	BGWC-20	BGWC-21	BGWC-22	BGWC-23	BGWC-24	BGWC-25
6/7/2016	8.5E-05 (J)								
6/8/2016		<0.001	8.5E-05 (J)	<0.001	<0.001	0.00035 (J)			<0.001
6/9/2016							0.0001 (J)	0.00022 (J)	
8/11/2016	8E-05 (J)								
8/12/2016		6E-05 (J)	8E-05 (J)	<0.001					
8/15/2016									<0.001
8/18/2016					<0.001	0.0005 (J)	<0.001	<0.001	
10/7/2016	<0.001	<0.001	<0.001						
10/10/2016				<0.001	<0.001	0.0006 (J)	<0.001	0.0003 (J)	<0.001
12/6/2016	<0.001	<0.001							
12/7/2016			<0.001	<0.001			<0.001	<0.001	
12/8/2016					<0.001	0.0005 (J)			<0.001
1/23/2017									
2/7/2017									
2/16/2017	<0.001	<0.001	<0.001						
2/17/2017				<0.001	<0.001	0.0006 (J)			
2/20/2017							<0.001	0.0003 (J)	<0.001
3/27/2017									
4/17/2017									
4/19/2017	8E-05 (J)	<0.001	6E-05 (J)	<0.001	<0.001		<0.001	0.0004 (J)	
4/20/2017						0.0006 (J)			<0.001
5/22/2017									
5/30/2017	9E-05 (J)								
6/1/2017		<0.001	8E-05 (J)	<0.001	<0.001				<0.001
6/5/2017						0.0006 (J)	<0.001	0.0004 (J)	
7/11/2017									
7/14/2017	9E-05 (J)	<0.001	8E-05 (J)						
7/17/2017							<0.001	0.0004 (J)	<0.001
7/18/2017				<0.001	<0.001				
7/19/2017						0.0007 (J)			
8/23/2017									
3/26/2018									
3/27/2018	<0.001	<0.001	<0.001						
3/28/2018				<0.001	<0.001				<0.001
3/29/2018						0.00063 (J)	<0.001	0.00048 (J)	
6/13/2018				<0.001			<0.001	0.00053 (J)	
6/14/2018	<0.001	<0.001			<0.001	0.00069 (J)			<0.001
6/15/2018			<0.001						
10/17/2018	<0.001								
10/18/2018		<0.001							
10/19/2018			<0.001		<0.001				
10/22/2018				<0.001		0.00071 (J)	<0.001	0.00047 (J)	<0.001
2/27/2019	<0.001	<0.001		<0.001					
3/1/2019			<0.001			0.00074 (J)	<0.001	0.0007 (J)	<0.001
4/2/2019	7.5E-05 (J)	<0.001							
4/3/2019			<0.001	<0.001	<0.001	0.0007 (J)	<0.001	0.00064 (J)	
4/4/2019									<0.001
9/26/2019	0.00026 (J)	7.1E-05 (J)	8E-05 (J)	<0.001					
9/27/2019						0.00088 (J)	0.00018 (J)		
9/30/2019					<0.001			0.00069 (J)	<0.001
2/24/2020	5.9E-05 (J)	6.8E-05 (J)	<0.001	<0.001					
2/25/2020						0.00062 (J)	0.00015 (J)		

ND substitution: RL or RL/2 if <15% NDs.

Time Series

Constituent: Thallium (mg/L) Analysis Run 10/11/2024 9:24 AM

Plant Bowen Client: Southern Company Data: Bowen AP-1

	BGWC-17	BGWC-18	BGWC-19	BGWC-20	BGWC-21	BGWC-22	BGWC-23	BGWC-24	BGWC-25
2/26/2020					<0.001			0.00073 (J)	<0.001
3/19/2020	6.1E-05 (J)								
3/20/2020		<0.001	<0.001		<0.001	0.00063 (J)			
3/23/2020				0.0002 (J)			0.00016 (J)		
3/24/2020									<0.001
3/25/2020								0.00066 (J)	
9/24/2020	0.00018 (J)	<0.001			<0.001	0.001	0.00038 (J)		
9/25/2020								0.00057 (J)	
9/28/2020			<0.001	<0.001					<0.001
2/18/2021	<0.001	<0.001	<0.001	<0.001					
2/19/2021					<0.001	0.00089 (J)	0.00039 (J)	0.0005 (J)	
2/23/2021									<0.001
3/8/2021									
3/24/2021	<0.001	<0.001							
3/25/2021									
3/26/2021			<0.001				0.00069 (J)	0.00057 (J)	<0.001
3/29/2021				<0.001	<0.001	0.0009 (J)			
8/19/2021	<0.001	<0.001							<0.001
8/20/2021			<0.001	0.00025 (J)	<0.001				
8/23/2021						0.00088 (J)	<0.001	0.00051 (J)	
2/11/2022	<0.001								
2/14/2022							<0.001		
2/15/2022						0.0011		0.00045 (J)	
2/16/2022		<0.001	0.00021 (J)	<0.001	<0.001				<0.001
7/27/2022	<0.001	<0.001	<0.001	<0.001					<0.001
7/28/2022					<0.001				
8/1/2022							<0.001		
8/2/2022						0.00098 (J)		<0.001	
10/21/2022								0.00032 (J)	
1/26/2023	<0.001	0.00019 (J)							
1/27/2023			<0.001		<0.001				<0.001
1/30/2023				<0.001					
2/1/2023								0.00035 (J)	
2/2/2023							0.00027 (J)		
2/7/2023						0.0008 (J)			
8/17/2023	<0.001	<0.001							<0.001
8/18/2023			<0.001	<0.001					
8/21/2023									
8/22/2023						0.0013			
8/23/2023					<0.001		<0.001		
8/25/2023								0.00028 (J)	
1/30/2024								<0.001	
2/1/2024	<0.001								
2/2/2024		<0.001	<0.001						
2/5/2024				<0.001	<0.001				<0.001
2/6/2024									
2/8/2024						0.00083 (J)	<0.001		
8/19/2024	<0.001	<0.001	<0.001						
8/20/2024				<0.001					<0.001
8/21/2024						0.00064 (J)		<0.001	
8/22/2024					<0.001		0.00057 (J)		

Time Series

Constituent: Thallium (mg/L) Analysis Run 10/11/2024 9:24 AM

Plant Bowen Client: Southern Company Data: Bowen AP-1

	BGWC-30
6/7/2016	
6/8/2016	
6/9/2016	
8/11/2016	
8/12/2016	
8/15/2016	
8/18/2016	
10/7/2016	
10/10/2016	
12/6/2016	
12/7/2016	
12/8/2016	
1/23/2017	0.0008 (J)
2/7/2017	0.0008 (J)
2/16/2017	
2/17/2017	
2/20/2017	
3/27/2017	0.0006 (J)
4/17/2017	0.0007 (J)
4/19/2017	
4/20/2017	
5/22/2017	0.0008 (J)
5/30/2017	
6/1/2017	
6/5/2017	0.0007 (J)
7/11/2017	0.0007 (J)
7/14/2017	
7/17/2017	
7/18/2017	
7/19/2017	
8/23/2017	0.0007 (J)
3/26/2018	0.00058 (J)
3/27/2018	
3/28/2018	
3/29/2018	
6/13/2018	
6/14/2018	
6/15/2018	0.00056 (J)
10/17/2018	
10/18/2018	
10/19/2018	
10/22/2018	0.00034 (J)
2/27/2019	
3/1/2019	0.00024 (J)
4/2/2019	0.00024 (J)
4/3/2019	
4/4/2019	
9/26/2019	
9/27/2019	0.00014 (J)
9/30/2019	
2/24/2020	
2/25/2020	

Time Series

Constituent: Thallium (mg/L) Analysis Run 10/11/2024 9:24 AM

Plant Bowen Client: Southern Company Data: Bowen AP-1

	BGWC-30
2/26/2020	8.5E-05 (J)
3/19/2020	
3/20/2020	
3/23/2020	9.1E-05 (J)
3/24/2020	
3/25/2020	
9/24/2020	
9/25/2020	<0.001
9/28/2020	
2/18/2021	
2/19/2021	
2/23/2021	
3/8/2021	<0.001
3/24/2021	
3/25/2021	<0.001
3/26/2021	
3/29/2021	
8/19/2021	0.00022 (J)
8/20/2021	
8/23/2021	
2/11/2022	
2/14/2022	<0.001
2/15/2022	
2/16/2022	
7/27/2022	
7/28/2022	
8/1/2022	<0.001
8/2/2022	
10/21/2022	
1/26/2023	
1/27/2023	
1/30/2023	
2/1/2023	<0.001
2/2/2023	
2/7/2023	
8/17/2023	
8/18/2023	
8/21/2023	<0.001
8/22/2023	
8/23/2023	
8/25/2023	
1/30/2024	
2/1/2024	
2/2/2024	
2/5/2024	
2/6/2024	<0.001
2/8/2024	
8/19/2024	
8/20/2024	
8/21/2024	
8/22/2024	<0.001

ND substitution: RL or RL/2 if <15% NDs.

Time Series

Constituent: Thallium (mg/L) Analysis Run 10/11/2024 9:24 AM

Plant Bowen Client: Southern Company Data: Bowen AP-1

	BGWC-31	BGWC-32	BGWC-34D	BGWC-35D	BGWC-36D	BGWC-37D	BGWC-38D	BGWC-39	BGWC-40
10/17/2018					0.00026 (J)				
10/18/2018	<0.001								
10/19/2018			<0.001						
10/22/2018		0.00014 (J)		<0.001					
4/2/2019					0.00022 (J)				
4/4/2019	<0.001		<0.001	<0.001					
4/5/2019		0.00046 (J)							
9/24/2019	<0.001		<0.001						
9/26/2019		0.00017 (J)		<0.001					
9/27/2019					0.00037 (J)				
2/25/2020				<0.001		<0.001			
2/26/2020	<0.001				0.00013 (J)				
2/27/2020		0.00013 (J)	8.9E-05 (J)				0.0027	0.00017 (J)	
2/28/2020									<0.001
3/23/2020	<0.001				0.00011 (J)				
3/24/2020		8.4E-05 (J)	<0.001			<0.001	5.6E-05 (J)	0.00013 (J)	
3/25/2020				6.8E-05 (J)					0.00014 (J)
9/2/2020							0.00042 (J)		
9/25/2020		0.00014 (J)		<0.001		<0.001			
9/28/2020	<0.001		<0.001		0.00019 (J)				
9/29/2020								0.00025 (J)	<0.001
2/19/2021			<0.001						
2/22/2021	<0.001			0.00016 (J)		<0.001		0.00021 (J)	<0.001
2/23/2021		0.00015 (J)							
3/8/2021					0.0002 (J)				
3/9/2021							<0.001		
3/25/2021					0.00019 (J)				
3/26/2021				<0.001		<0.001			
3/29/2021	<0.001						0.00018 (J)		
3/30/2021		0.00016 (J)	<0.001						<0.001
3/31/2021								0.00017 (J)	
8/19/2021							<0.001		
8/20/2021	<0.001			0.00026 (J)		<0.001			
8/23/2021					0.00024 (J)				
8/24/2021			<0.001					0.00027 (J)	<0.001
8/25/2021		<0.001							
2/14/2022					0.00022 (J)		<0.001		
2/15/2022									
2/16/2022	<0.001	<0.001	<0.001					<0.001	<0.001
2/17/2022				<0.001		<0.001			
7/28/2022	<0.001		<0.001	0.00022 (J)		<0.001			<0.001
7/29/2022		<0.001			0.00018 (J)				
8/2/2022							<0.001	<0.001	
1/27/2023	<0.001								
1/30/2023			<0.001	<0.001		<0.001			
1/31/2023		<0.001							<0.001
2/1/2023					<0.001				
2/2/2023								<0.001	
2/7/2023							<0.001		
8/18/2023	<0.001	<0.001	<0.001						<0.001
8/21/2023					<0.001		<0.001		
8/23/2023								<0.001	

ND substitution: RL or RL/2 if <15% NDs.

Time Series

Constituent: Thallium (mg/L) Analysis Run 10/11/2024 9:24 AM

Plant Bowen Client: Southern Company Data: Bowen AP-1

	BGWC-31	BGWC-32	BGWC-34D	BGWC-35D	BGWC-36D	BGWC-37D	BGWC-38D	BGWC-39	BGWC-40
8/24/2023				<0.001		0.00048 (J)			
1/30/2024					<0.001				
2/2/2024	<0.001								
2/5/2024			<0.001						
2/6/2024							<0.001		
2/7/2024				<0.001		<0.001			<0.001
2/8/2024		<0.001						<0.001	
8/19/2024	<0.001								
8/20/2024			<0.001		<0.001				<0.001
8/21/2024		<0.001							
8/22/2024				<0.001		<0.001	0.00093 (J)	<0.001	

ND substitution: RL or RL/2 if <15% NDs.

Time Series

Constituent: Thallium (mg/L) Analysis Run 10/11/2024 9:24 AM

Plant Bowen Client: Southern Company Data: Bowen AP-1

	BGWC-41D
10/17/2018	
10/18/2018	
10/19/2018	
10/22/2018	
4/2/2019	
4/4/2019	
4/5/2019	
9/24/2019	
9/26/2019	
9/27/2019	
2/25/2020	
2/26/2020	
2/27/2020	
2/28/2020	
3/23/2020	
3/24/2020	
3/25/2020	
9/2/2020	<0.001
9/25/2020	
9/28/2020	
9/29/2020	
2/19/2021	
2/22/2021	<0.001
2/23/2021	
3/8/2021	
3/9/2021	
3/25/2021	
3/26/2021	
3/29/2021	
3/30/2021	
3/31/2021	<0.001
8/19/2021	
8/20/2021	
8/23/2021	
8/24/2021	<0.001
8/25/2021	
2/14/2022	
2/15/2022	<0.001
2/16/2022	
2/17/2022	
7/28/2022	
7/29/2022	<0.001
8/2/2022	
1/27/2023	
1/30/2023	
1/31/2023	
2/1/2023	<0.001
2/2/2023	
2/7/2023	
8/18/2023	
8/21/2023	
8/23/2023	<0.001

ND substitution: RL or RL/2 if <15% NDs.

Time Series

Constituent: Thallium (mg/L) Analysis Run 10/11/2024 9:24 AM

Plant Bowen Client: Southern Company Data: Bowen AP-1

	BGWC-41D
8/24/2023	
1/30/2024	
2/2/2024	
2/5/2024	
2/6/2024	
2/7/2024	<0.001
2/8/2024	
8/19/2024	
8/20/2024	
8/21/2024	<0.001
8/22/2024	

ND substitution: RL or RL/2 if <15% NDs.

Time Series

Constituent: Thallium (mg/L) Analysis Run 10/11/2024 9:24 AM

Plant Bowen Client: Southern Company Data: Bowen AP-1

	BGWC-42D	BGWC-43D	BGWC-44D	BGWC-49D	BGWC-50D	BGWC-51	BGWC-52	BGWC-7	BGWC-8
6/6/2016									
6/7/2016									<0.001
6/8/2016								<0.001	
8/10/2016									<0.001
8/11/2016								<0.001	
10/4/2016									<0.001
10/5/2016									
10/6/2016								<0.001	
12/2/2016									<0.001
12/5/2016									
12/6/2016								<0.001	
2/14/2017									<0.001
2/15/2017								<0.001	
4/14/2017									<0.001
4/17/2017									
4/18/2017								<0.001	
5/26/2017									<0.001
6/2/2017								<0.001	
7/10/2017									<0.001
7/11/2017									
7/14/2017								<0.001	
3/26/2018									<0.001
3/27/2018								<0.001	
6/12/2018									<0.001
6/13/2018								<0.001	
10/16/2018									<0.001
10/17/2018									
10/18/2018								<0.001	
2/25/2019									<0.001
2/28/2019								<0.001	
4/1/2019									<0.001
4/2/2019								7E-05 (J)	
9/24/2019								8.7E-05 (J)	<0.001
2/19/2020									<0.001
2/20/2020									
2/21/2020								9.6E-05 (J)	
3/18/2020									<0.001
3/19/2020								0.00011 (J)	
9/3/2020	<0.001	0.0024	<0.001						
9/23/2020									<0.001
9/24/2020									
9/25/2020								<0.001	
1/28/2021						0.0002 (J)	0.00045 (J)		
2/16/2021									<0.001
2/17/2021									
2/18/2021			<0.001					<0.001	
2/22/2021	<0.001								
2/23/2021						<0.001	0.00023 (J)		
3/8/2021		0.0015							
3/24/2021									<0.001
3/29/2021		0.0016							
3/30/2021						0.0004 (J)	0.00024 (J)	0.00015 (J)	

ND substitution: RL or RL/2 if <15% NDs.

Time Series

Constituent: Thallium (mg/L) Analysis Run 10/11/2024 9:24 AM

Plant Bowen Client: Southern Company Data: Bowen AP-1

	BGWC-42D	BGWC-43D	BGWC-44D	BGWC-49D	BGWC-50D	BGWC-51	BGWC-52	BGWC-7	BGWC-8
3/31/2021			<0.001						
4/1/2021	<0.001								
4/19/2021				<0.001	<0.001				
8/18/2021			<0.001		<0.001				<0.001
8/19/2021								0.00023 (J)	
8/20/2021	<0.001								
8/23/2021		0.0028				<0.001	0.00037 (J)		
8/24/2021				<0.001					
2/9/2022			<0.001		<0.001				
2/10/2022									<0.001
2/11/2022								0.0003 (J)	
2/14/2022						<0.001	<0.001		
2/15/2022		0.0034							
2/17/2022	<0.001			<0.001					
7/26/2022			<0.001		<0.001				<0.001
7/28/2022	<0.001						<0.001	0.00029 (J)	
8/1/2022		0.0028		<0.001		<0.001			
1/25/2023			<0.001		<0.001				
1/26/2023								0.00019 (J)	<0.001
1/30/2023	<0.001								
1/31/2023						<0.001	0.0002 (J)		
2/1/2023				<0.001					
2/7/2023		0.0011							
8/15/2023			<0.001		<0.001				
8/16/2023									<0.001
8/17/2023								0.00074 (J)	
8/21/2023						<0.001			
8/22/2023				<0.001			<0.001		
8/23/2023		0.0021							
8/24/2023	<0.001								
1/30/2024		0.0055							
1/31/2024			<0.001		<0.001				
2/1/2024									<0.001
2/2/2024								<0.001	
2/5/2024						<0.001	<0.001		
2/6/2024				<0.001					
2/7/2024	<0.001								
4/3/2024		0.0021 (R)							
8/15/2024			<0.001						
8/16/2024					<0.001			<0.001	<0.001
8/19/2024									
8/20/2024	<0.001					<0.001	0.00039 (J)		
8/21/2024		0.0022		<0.001					

ND substitution: RL or RL/2 if <15% NDs.

Time Series

Constituent: Thallium (mg/L) Analysis Run 10/11/2024 9:24 AM

Plant Bowen Client: Southern Company Data: Bowen AP-1

	BGWC-9
6/6/2016	<0.001
6/7/2016	
6/8/2016	
8/10/2016	
8/11/2016	<0.001
10/4/2016	
10/5/2016	<0.001
10/6/2016	
12/2/2016	
12/5/2016	<0.001
12/6/2016	
2/14/2017	
2/15/2017	<0.001
4/14/2017	
4/17/2017	<0.001
4/18/2017	
5/26/2017	<0.001
6/2/2017	
7/10/2017	
7/11/2017	<0.001
7/14/2017	
3/26/2018	
3/27/2018	<0.001
6/12/2018	<0.001
6/13/2018	
10/16/2018	
10/17/2018	<0.001
10/18/2018	
2/25/2019	
2/28/2019	
4/1/2019	6.5E-05 (J)
4/2/2019	
9/24/2019	<0.001
2/19/2020	
2/20/2020	0.00022 (J)
2/21/2020	
3/18/2020	
3/19/2020	0.00018 (J)
9/3/2020	
9/23/2020	
9/24/2020	<0.001
9/25/2020	
1/28/2021	
2/16/2021	
2/17/2021	<0.001
2/18/2021	
2/22/2021	
2/23/2021	
3/8/2021	
3/24/2021	<0.001
3/29/2021	
3/30/2021	

ND substitution: RL or RL/2 if <15% NDs.

Time Series

Constituent: Thallium (mg/L) Analysis Run 10/11/2024 9:24 AM

Plant Bowen Client: Southern Company Data: Bowen AP-1

	BGWC-9
3/31/2021	
4/1/2021	
4/19/2021	
8/18/2021	<0.001
8/19/2021	
8/20/2021	
8/23/2021	
8/24/2021	
2/9/2022	
2/10/2022	<0.001
2/11/2022	
2/14/2022	
2/15/2022	
2/17/2022	
7/26/2022	<0.001
7/28/2022	
8/1/2022	
1/25/2023	
1/26/2023	0.00018 (J)
1/30/2023	
1/31/2023	
2/1/2023	
2/7/2023	
8/15/2023	
8/16/2023	
8/17/2023	0.0002 (J)
8/21/2023	
8/22/2023	
8/23/2023	
8/24/2023	
1/30/2024	
1/31/2024	
2/1/2024	<0.001
2/2/2024	
2/5/2024	
2/6/2024	
2/7/2024	
4/3/2024	
8/15/2024	
8/16/2024	
8/19/2024	<0.001
8/20/2024	
8/21/2024	

ND substitution: RL or RL/2 if <15% NDs.

Time Series

Constituent: Total Dissolved Solids (mg/L) Analysis Run 10/11/2024 9:24 AM

Plant Bowen Client: Southern Company Data: Bowen AP-1

	BGWA-2 (bg)	BGWA-29 (bg)	BGWA-33 (bg)	BGWA-47D (bg)	BGWA-48D (bg)	BGWA-6	BGWC-10	BGWC-12	BGWC-14A
6/6/2016	170					220			
6/7/2016							300	510	
8/9/2016	183								
8/10/2016						299			
8/11/2016									
8/12/2016								476	
8/16/2016							286		
8/22/2016		121							
10/3/2016	201								
10/4/2016		95				245			
10/6/2016								524	
10/7/2016							513		
11/29/2016	109								
12/1/2016		121				269			
12/5/2016								489	
12/6/2016							421		
1/10/2017		115							
2/13/2017	214								
2/14/2017		345 (o)				405			
2/15/2017								562	
2/16/2017							433		
4/13/2017	211					349			
4/14/2017		119							
4/18/2017							349	955	
5/25/2017	173	109				283			
5/30/2017									
6/2/2017							313	602	
7/7/2017	165					265			
7/10/2017		140							
7/12/2017							255		
7/13/2017								617	
7/14/2017									
10/9/2017	150					253			
10/10/2017		93						534	
10/11/2017							343		
6/12/2018	187	139							
6/14/2018							362	684	
10/16/2018	192	138				311			
10/17/2018								739	
10/18/2018							355		
4/1/2019	226	114						191	
4/2/2019						295	355		
4/3/2019			235						
9/23/2019	186	122				296			
9/25/2019							388	690	
9/26/2019									
9/27/2019			275						
2/18/2020						318			
2/19/2020		113							
2/21/2020			229						
3/18/2020	191	108							
3/19/2020						300		662	

Time Series

Constituent: Total Dissolved Solids (mg/L) Analysis Run 10/11/2024 9:24 AM

Plant Bowen Client: Southern Company Data: Bowen AP-1

	BGWA-2 (bg)	BGWA-29 (bg)	BGWA-33 (bg)	BGWA-47D (bg)	BGWA-48D (bg)	BGWA-6	BGWC-10	BGWC-12	BGWC-14A
3/20/2020			229						
3/23/2020							355		
5/22/2020				357					454
5/25/2020					249				
6/23/2020				383	280				423
7/28/2020				410	264				768
9/2/2020				389					814
9/3/2020					303				
9/23/2020	237	114				296			
9/24/2020							356		
9/25/2020			233					740	
10/1/2020				384	301				824
11/10/2020				405	305				800
12/15/2020				385	289				876
1/20/2021				377	285				786
3/23/2021		108							
3/24/2021								752	445
3/25/2021				415	331				
3/26/2021	204								
3/30/2021							321		
3/31/2021						299			
4/1/2021			183						
8/16/2021	217	101		399	269	298			
8/18/2021							366	798	850
8/25/2021			208						
2/9/2022	229			403	290	304			468
2/10/2022		96							
2/11/2022							360	816	
2/16/2022			208						
7/26/2022	215	114		402	246	306			966
7/27/2022								952	
7/28/2022							338		
8/3/2022			287						
1/24/2023	223	129		391	280				
1/25/2023						312			
1/26/2023								995	554
1/27/2023							380		
2/2/2023			368						
8/15/2023				399		309			
8/16/2023		101			267			1050	1090
8/17/2023							398		
8/21/2023	243								
8/23/2023			351						
1/31/2024				411	324	313			
2/1/2024							391	1150	1040
2/5/2024		111							
2/7/2024			421						
2/8/2024	221								
8/15/2024				388	299	295			
8/16/2024									1070
8/19/2024								1090	
8/20/2024							409		

Time Series

Constituent: Total Dissolved Solids (mg/L) Analysis Run 10/11/2024 9:24 AM

Plant Bowen Client: Southern Company Data: Bowen AP-1

	BGWA-2 (bg)	BGWA-29 (bg)	BGWA-33 (bg)	BGWA-47D (bg)	BGWA-48D (bg)	BGWA-6	BGWC-10	BGWC-12	BGWC-14A
8/21/2024	219	105							
8/23/2024			385						

Time Series

Constituent: Total Dissolved Solids (mg/L) Analysis Run 10/11/2024 9:24 AM

Plant Bowen Client: Southern Company Data: Bowen AP-1

	BGWC-16
6/6/2016	
6/7/2016	580
8/9/2016	
8/10/2016	
8/11/2016	548
8/12/2016	
8/16/2016	
8/22/2016	
10/3/2016	
10/4/2016	
10/6/2016	
10/7/2016	617
11/29/2016	
12/1/2016	
12/5/2016	
12/6/2016	730
1/10/2017	
2/13/2017	
2/14/2017	
2/15/2017	
2/16/2017	685
4/13/2017	
4/14/2017	
4/18/2017	621
5/25/2017	
5/30/2017	601
6/2/2017	
7/7/2017	
7/10/2017	
7/12/2017	
7/13/2017	
7/14/2017	569
10/9/2017	
10/10/2017	
10/11/2017	588
6/12/2018	593
6/14/2018	
10/16/2018	
10/17/2018	
10/18/2018	578
4/1/2019	
4/2/2019	604
4/3/2019	
9/23/2019	
9/25/2019	
9/26/2019	688
9/27/2019	
2/18/2020	
2/19/2020	
2/21/2020	
3/18/2020	
3/19/2020	631

Time Series

Constituent: Total Dissolved Solids (mg/L) Analysis Run 10/11/2024 9:24 AM

Plant Bowen Client: Southern Company Data: Bowen AP-1

	BGWC-16
3/20/2020	
3/23/2020	
5/22/2020	
5/25/2020	
6/23/2020	
7/28/2020	
9/2/2020	
9/3/2020	
9/23/2020	
9/24/2020	732
9/25/2020	
10/1/2020	
11/10/2020	
12/15/2020	
1/20/2021	
3/23/2021	
3/24/2021	610
3/25/2021	
3/26/2021	
3/30/2021	
3/31/2021	
4/1/2021	
8/16/2021	
8/18/2021	658
8/25/2021	
2/9/2022	
2/10/2022	
2/11/2022	782
2/16/2022	
7/26/2022	
7/27/2022	944
7/28/2022	
8/3/2022	
1/24/2023	
1/25/2023	
1/26/2023	895
1/27/2023	
2/2/2023	
8/15/2023	
8/16/2023	
8/17/2023	977
8/21/2023	
8/23/2023	
1/31/2024	
2/1/2024	1090
2/5/2024	
2/7/2024	
2/8/2024	
8/15/2024	
8/16/2024	
8/19/2024	1110
8/20/2024	

Time Series

Constituent: Total Dissolved Solids (mg/L) Analysis Run 10/11/2024 9:24 AM

Plant Bowen Client: Southern Company Data: Bowen AP-1

	BGWC-16
8/21/2024	
8/23/2024	

Time Series

Constituent: Total Dissolved Solids (mg/L) Analysis Run 10/11/2024 9:24 AM

Plant Bowen Client: Southern Company Data: Bowen AP-1

	BGWC-17	BGWC-18	BGWC-19	BGWC-20	BGWC-21	BGWC-22	BGWC-23	BGWC-24	BGWC-25
6/7/2016	360								
6/8/2016		390	340	1000	260	2000			170
6/9/2016							1900	5200	
8/11/2016	340								
8/12/2016		310	326	1100					
8/15/2016									161
8/18/2016					239	1960	1600	4200	
10/7/2016	533	823	621						
10/10/2016				1110	239	2130	1640	3850	196
12/6/2016	413	560							
12/7/2016			269	1100			1770	2720	
12/8/2016					255	2200			209
1/23/2017									
2/7/2017									
2/16/2017	434	364	488						
2/17/2017				1160	236	2200			
2/20/2017							1720	4200	251
3/27/2017									
4/17/2017									
4/19/2017	415	337	396	1180	247		1800	4680	
4/20/2017						2330			324
5/22/2017									
5/30/2017	391								
6/1/2017		215	266	1130	185				177
6/5/2017						2530	2050	5660	
7/11/2017									
7/14/2017	391	281	325						
7/17/2017							1810	5080	238
7/18/2017				1160	219				
7/19/2017						2650			
8/23/2017									
10/10/2017									
10/11/2017	403	334	287	1050			1780	4920	199
10/12/2017					245	2500			
6/13/2018				1060			2020	4180	
6/14/2018	395	290			231	2380			225
6/15/2018			280						
10/17/2018	446								
10/18/2018		325							
10/19/2018			321		236				
10/22/2018				1150		2490	1880	4300	218
4/2/2019	321	258							
4/3/2019			259	1090	244	2180	1990	13 (J)	
4/4/2019									196
9/26/2019	550	470	428	1210					
9/27/2019						3260	2540		
9/30/2019					256			4430	220
2/25/2020						1930			
2/26/2020									
3/19/2020	324								
3/20/2020		255	243		253	2200			
3/23/2020				1220			2800		

Time Series

Constituent: Total Dissolved Solids (mg/L) Analysis Run 10/11/2024 9:24 AM

Plant Bowen Client: Southern Company Data: Bowen AP-1

	BGWC-17	BGWC-18	BGWC-19	BGWC-20	BGWC-21	BGWC-22	BGWC-23	BGWC-24	BGWC-25
3/24/2020									213
3/25/2020								4140	
9/24/2020	481	310			243	3490	3160		
9/25/2020								5020	
9/28/2020			243	1060					223
3/24/2021	374	240							
3/25/2021									
3/26/2021			205				2690	3070	215
3/29/2021				1100	198	2430			
8/19/2021	384	252							235
8/20/2021			204	1300	213				
8/23/2021						3660	3140	4300	
2/11/2022	392								
2/14/2022							3350		
2/15/2022						3340		3890	
2/16/2022		253	288	1180	235				235
7/27/2022	438	307	338	1370					231
7/28/2022					259				
8/1/2022							2780		
8/2/2022						3440		334	
10/21/2022								1610	
1/26/2023	396	197							
1/27/2023			200		342				310
1/30/2023				1280					
2/1/2023								2550	
2/2/2023							2680		
2/7/2023						2490			
8/17/2023	438	303							250
8/18/2023			318	1490					
8/21/2023									
8/22/2023						3940			
8/23/2023					268		1620		
8/25/2023								2120	
1/30/2024								2180	
2/1/2024	445								
2/2/2024		220	237						
2/5/2024				1490	267				279
2/6/2024									
2/8/2024						2560	1790		
8/19/2024	524	335	401						
8/20/2024				1620					332
8/21/2024						2950		1440	
8/22/2024					249		2340		

Time Series

Constituent: Total Dissolved Solids (mg/L) Analysis Run 10/11/2024 9:24 AM

Plant Bowen Client: Southern Company Data: Bowen AP-1

	BGWC-30
6/7/2016	
6/8/2016	
6/9/2016	
8/11/2016	
8/12/2016	
8/15/2016	
8/18/2016	
10/7/2016	
10/10/2016	
12/6/2016	
12/7/2016	
12/8/2016	
1/23/2017	2060
2/7/2017	1860
2/16/2017	
2/17/2017	
2/20/2017	
3/27/2017	2440
4/17/2017	2180
4/19/2017	
4/20/2017	
5/22/2017	2470
5/30/2017	
6/1/2017	
6/5/2017	2780
7/11/2017	2580
7/14/2017	
7/17/2017	
7/18/2017	
7/19/2017	
8/23/2017	2400
10/10/2017	1990
10/11/2017	
10/12/2017	
6/13/2018	
6/14/2018	
6/15/2018	1190
10/17/2018	
10/18/2018	
10/19/2018	
10/22/2018	1070
4/2/2019	773
4/3/2019	
4/4/2019	
9/26/2019	
9/27/2019	629
9/30/2019	
2/25/2020	
2/26/2020	523
3/19/2020	
3/20/2020	
3/23/2020	613

Time Series

Constituent: Total Dissolved Solids (mg/L) Analysis Run 10/11/2024 9:24 AM

Plant Bowen Client: Southern Company Data: Bowen AP-1

	BGWC-30
3/24/2020	
3/25/2020	
9/24/2020	
9/25/2020	482
9/28/2020	
3/24/2021	
3/25/2021	358
3/26/2021	
3/29/2021	
8/19/2021	682
8/20/2021	
8/23/2021	
2/11/2022	
2/14/2022	618
2/15/2022	
2/16/2022	
7/27/2022	
7/28/2022	
8/1/2022	582
8/2/2022	
10/21/2022	
1/26/2023	
1/27/2023	
1/30/2023	
2/1/2023	745
2/2/2023	
2/7/2023	
8/17/2023	
8/18/2023	
8/21/2023	611
8/22/2023	
8/23/2023	
8/25/2023	
1/30/2024	
2/1/2024	
2/2/2024	
2/5/2024	
2/6/2024	511
2/8/2024	
8/19/2024	
8/20/2024	
8/21/2024	
8/22/2024	344 (5G)

Time Series

Constituent: Total Dissolved Solids (mg/L) Analysis Run 10/11/2024 9:24 AM

Plant Bowen Client: Southern Company Data: Bowen AP-1

	BGWC-31	BGWC-32	BGWC-34D	BGWC-35D	BGWC-36D	BGWC-37D	BGWC-38D	BGWC-39	BGWC-40
10/17/2018					1200				
10/18/2018	501								
10/19/2018			450						
10/22/2018		1140		1810					
4/2/2019					976				
4/4/2019	350		419	1930					
4/5/2019		1160							
9/24/2019	419		442						
9/26/2019		1410		2240					
9/27/2019					1030				
11/15/2019		1540							
12/13/2019								2550	
12/16/2019									753
2/25/2020				1820		840			
2/26/2020					650				
2/27/2020							1230		
3/23/2020	395				714				
3/24/2020		995	451			628	1610	787	
3/25/2020				1240					783
5/4/2020									
9/2/2020							982		
9/25/2020		1690		880		594			
9/28/2020	405		466		938				
9/29/2020								2520	908
3/25/2021					902				
3/26/2021				2220		496			
3/29/2021	352						702		
3/30/2021		1030	346						582
3/31/2021								1060	
8/19/2021							808		
8/20/2021	419			2040		530			
8/23/2021					1140				
8/24/2021			504					2420	604
8/25/2021		1340							
2/14/2022					848		926		
2/15/2022									
2/16/2022	428	1320	474					1760	776
2/17/2022				2850		570			
7/28/2022	473		540	2930		692			810
7/29/2022		1260			846				
8/2/2022							1060	2700	
1/27/2023	433								
1/30/2023			593	2720		720			
1/31/2023		1240							671
2/1/2023					948				
2/2/2023								1220	
2/7/2023							348		
8/18/2023	454	1080	560						672
8/21/2023					975		774		
8/23/2023								1910	
8/24/2023				2730		690			
1/30/2024					908				

Time Series

Constituent: Total Dissolved Solids (mg/L) Analysis Run 10/11/2024 9:24 AM

Plant Bowen Client: Southern Company Data: Bowen AP-1

	BGWC-31	BGWC-32	BGWC-34D	BGWC-35D	BGWC-36D	BGWC-37D	BGWC-38D	BGWC-39	BGWC-40
2/2/2024	443								
2/5/2024			578						
2/6/2024							1150		
2/7/2024				2960		610			579
2/8/2024		826						1250	
8/19/2024	441								
8/20/2024			588 (2G)		752 (3G)				528 (1G)
8/21/2024		784							
8/22/2024				3300		606 (4G)	1160	2580	

Time Series

Constituent: Total Dissolved Solids (mg/L) Analysis Run 10/11/2024 9:24 AM

Plant Bowen Client: Southern Company Data: Bowen AP-1

	BGWC-41D
10/17/2018	
10/18/2018	
10/19/2018	
10/22/2018	
4/2/2019	
4/4/2019	
4/5/2019	
9/24/2019	
9/26/2019	
9/27/2019	
11/15/2019	
12/13/2019	
12/16/2019	
2/25/2020	
2/26/2020	
2/27/2020	
3/23/2020	
3/24/2020	
3/25/2020	
5/4/2020	904
9/2/2020	829
9/25/2020	
9/28/2020	
9/29/2020	
3/25/2021	
3/26/2021	
3/29/2021	
3/30/2021	
3/31/2021	1010
8/19/2021	
8/20/2021	
8/23/2021	
8/24/2021	1160
8/25/2021	
2/14/2022	
2/15/2022	1140
2/16/2022	
2/17/2022	
7/28/2022	
7/29/2022	1180
8/2/2022	
1/27/2023	
1/30/2023	
1/31/2023	
2/1/2023	1500
2/2/2023	
2/7/2023	
8/18/2023	
8/21/2023	
8/23/2023	1300
8/24/2023	
1/30/2024	

Time Series

Constituent: Total Dissolved Solids (mg/L) Analysis Run 10/11/2024 9:24 AM

Plant Bowen Client: Southern Company Data: Bowen AP-1

	BGWC-41D
2/2/2024	
2/5/2024	
2/6/2024	
2/7/2024	1440
2/8/2024	
8/19/2024	
8/20/2024	
8/21/2024	1470
8/22/2024	

Time Series

Constituent: Total Dissolved Solids (mg/L) Analysis Run 10/11/2024 9:24 AM

Plant Bowen Client: Southern Company Data: Bowen AP-1

	BGWC-42D	BGWC-43D	BGWC-44D	BGWC-49D	BGWC-50D	BGWC-51	BGWC-52	BGWC-7	BGWC-8
6/6/2016									
6/7/2016									200
6/8/2016								800	
8/10/2016									228
8/11/2016								852	
10/4/2016									186
10/5/2016									
10/6/2016								906	
12/2/2016									183
12/5/2016									
12/6/2016								976	
2/14/2017									367
2/15/2017								968	
4/14/2017									184
4/17/2017									
4/18/2017								944	
5/26/2017									179
6/2/2017								910	
7/10/2017									211
7/11/2017									
7/14/2017								887	
10/10/2017									178
10/11/2017								887	
6/12/2018									217
6/13/2018								873	
10/16/2018									247
10/17/2018									
10/18/2018								876	
4/1/2019									191
4/2/2019								728	
9/24/2019								733	193
3/18/2020									193
3/19/2020								733	
5/4/2020		1680	298						
5/11/2020	470								
5/20/2020	799	1960							
9/3/2020	611	1980	312						
9/23/2020									187
9/24/2020									
9/25/2020								726	
1/28/2021						2950	1460		
2/23/2021						2900	1590		
3/24/2021									198
3/29/2021		700							
3/30/2021						1980	1170	570	
3/31/2021			308						
4/1/2021	502								
4/19/2021				970	270				
8/18/2021			307		264				220
8/19/2021								666	
8/20/2021	628								
8/23/2021		2890				3370	1960		

Time Series

Constituent: Total Dissolved Solids (mg/L) Analysis Run 10/11/2024 9:24 AM

Plant Bowen Client: Southern Company Data: Bowen AP-1

	BGWC-42D	BGWC-43D	BGWC-44D	BGWC-49D	BGWC-50D	BGWC-51	BGWC-52	BGWC-7	BGWC-8
8/24/2021				1530					
2/9/2022			347		377				
2/10/2022									259
2/11/2022								618	
2/14/2022						632	321		
2/15/2022		1620							
2/17/2022	658			1620					
7/26/2022			344		409				196
7/28/2022	628						236	732	
8/1/2022		1850		1330		502			
1/25/2023			350		659				
1/26/2023								657	190
1/30/2023	658								
1/31/2023						664	286		
2/1/2023				1820					
2/7/2023		992							
8/15/2023			348		623				
8/16/2023									189
8/17/2023								702	
8/21/2023						704			
8/22/2023				1600			468		
8/23/2023		1600							
8/24/2023	541								
1/30/2024		1840							
1/31/2024			352		715				
2/1/2024									202
2/2/2024								598	
2/5/2024						335	268		
2/6/2024				1300					
2/7/2024	543								
8/15/2024			338						
8/16/2024					413			578	173
8/19/2024									
8/20/2024	576					367	227		
8/21/2024		1590		1410					

Time Series

Constituent: Total Dissolved Solids (mg/L) Analysis Run 10/11/2024 9:24 AM

Plant Bowen Client: Southern Company Data: Bowen AP-1

	BGWC-9
6/6/2016	320
6/7/2016	
6/8/2016	
8/10/2016	
8/11/2016	361
10/4/2016	
10/5/2016	376
10/6/2016	
12/2/2016	
12/5/2016	426
12/6/2016	
2/14/2017	
2/15/2017	452
4/14/2017	
4/17/2017	388
4/18/2017	
5/26/2017	423
6/2/2017	
7/10/2017	
7/11/2017	387
7/14/2017	
10/10/2017	376
10/11/2017	
6/12/2018	348
6/13/2018	
10/16/2018	
10/17/2018	377
10/18/2018	
4/1/2019	326
4/2/2019	
9/24/2019	325
3/18/2020	
3/19/2020	306
5/4/2020	
5/11/2020	
5/20/2020	
9/3/2020	
9/23/2020	
9/24/2020	322
9/25/2020	
1/28/2021	
2/23/2021	
3/24/2021	294
3/29/2021	
3/30/2021	
3/31/2021	
4/1/2021	
4/19/2021	
8/18/2021	307
8/19/2021	
8/20/2021	
8/23/2021	

Time Series

Constituent: Total Dissolved Solids (mg/L) Analysis Run 10/11/2024 9:24 AM

Plant Bowen Client: Southern Company Data: Bowen AP-1

	BGWC-9
8/24/2021	
2/9/2022	
2/10/2022	304
2/11/2022	
2/14/2022	
2/15/2022	
2/17/2022	
7/26/2022	349
7/28/2022	
8/1/2022	
1/25/2023	
1/26/2023	301
1/30/2023	
1/31/2023	
2/1/2023	
2/7/2023	
8/15/2023	
8/16/2023	
8/17/2023	393
8/21/2023	
8/22/2023	
8/23/2023	
8/24/2023	
1/30/2024	
1/31/2024	
2/1/2024	339
2/2/2024	
2/5/2024	
2/6/2024	
2/7/2024	
8/15/2024	
8/16/2024	
8/19/2024	463
8/20/2024	
8/21/2024	

FIGURE B.

Sanitas™ v.10.0.22 Software licensed to Groundwater Stats Consulting. UG

Box & Whiskers Plot

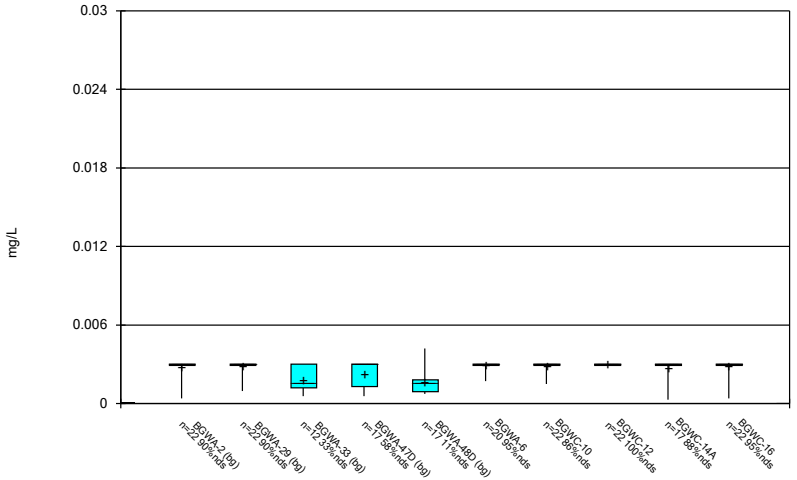

Constituent: Antimony Analysis Run 10/11/2024 9:25 AM

Plant Bowen Client: Southern Company Data: Bowen AP-1

Sanitas™ v.10.0.22 Software licensed to Groundwater Stats Consulting. UG

Box & Whiskers Plot

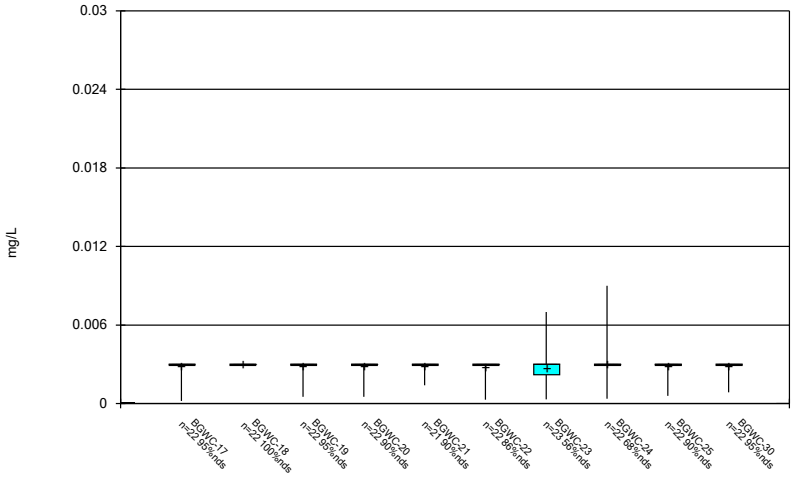

Constituent: Antimony Analysis Run 10/11/2024 9:25 AM

Plant Bowen Client: Southern Company Data: Bowen AP-1

Sanitas™ v.10.0.22 Software licensed to Groundwater Stats Consulting. UG

Box & Whiskers Plot

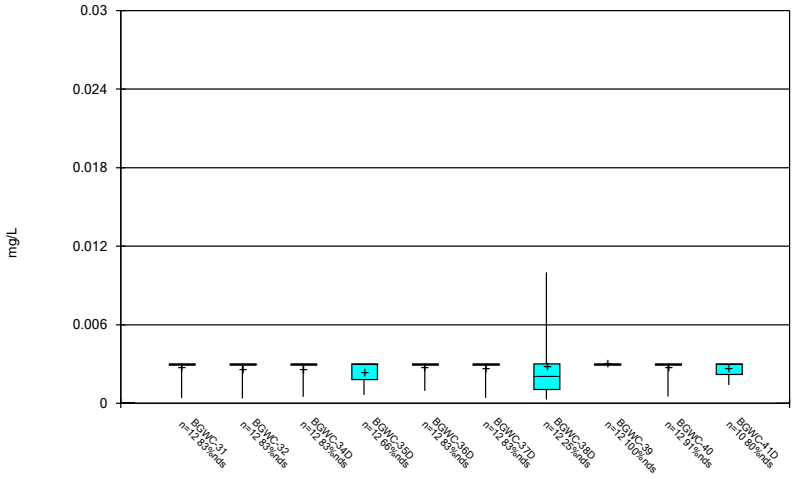

Constituent: Antimony Analysis Run 10/11/2024 9:25 AM

Plant Bowen Client: Southern Company Data: Bowen AP-1

Sanitas™ v.10.0.22 Software licensed to Groundwater Stats Consulting. UG

Box & Whiskers Plot

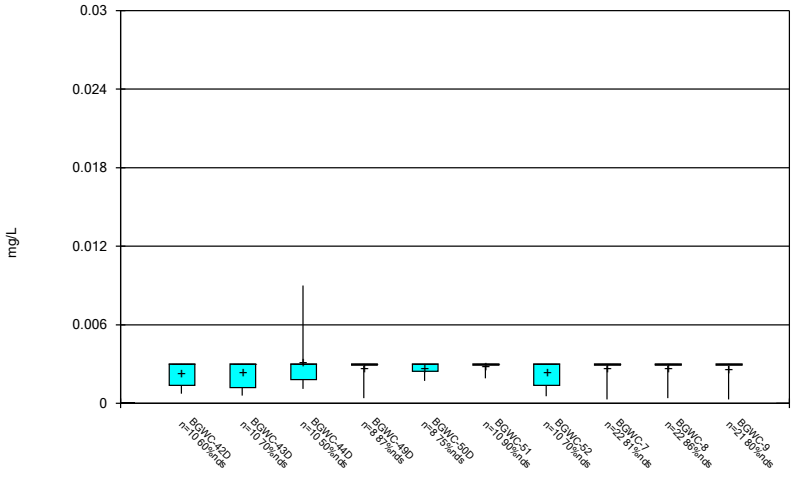

Constituent: Antimony Analysis Run 10/11/2024 9:25 AM

Plant Bowen Client: Southern Company Data: Bowen AP-1

Sanitas™ v.10.0.22 Software licensed to Groundwater Stats Consulting. UG

Box & Whiskers Plot

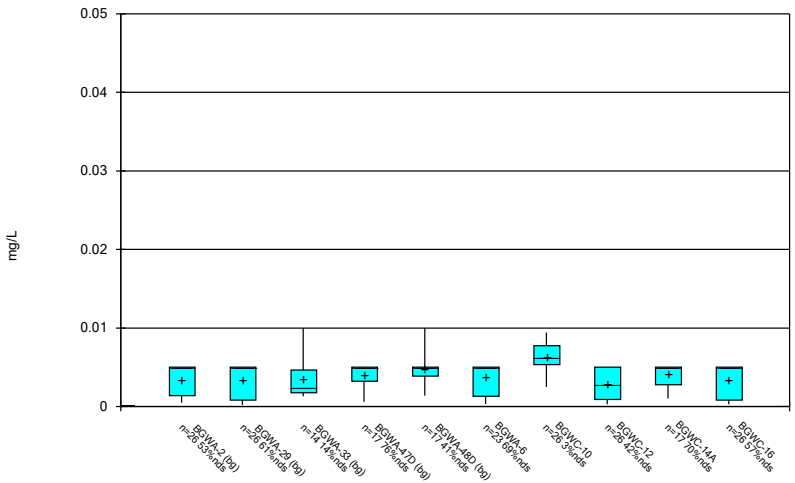

Constituent: Arsenic Analysis Run 10/11/2024 9:25 AM

Plant Bowen Client: Southern Company Data: Bowen AP-1

Sanitas™ v.10.0.22 Software licensed to Groundwater Stats Consulting. UG

Box & Whiskers Plot

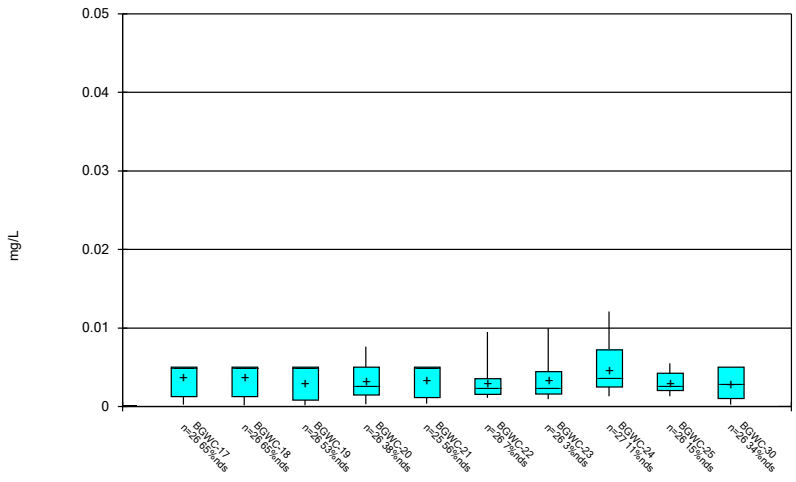

Constituent: Arsenic Analysis Run 10/11/2024 9:25 AM

Plant Bowen Client: Southern Company Data: Bowen AP-1

Sanitas™ v.10.0.22 Software licensed to Groundwater Stats Consulting. UG

Box & Whiskers Plot

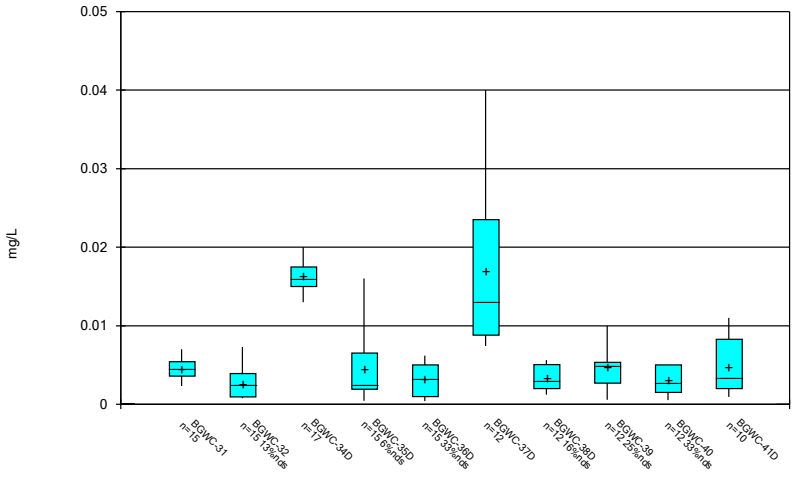

Constituent: Arsenic Analysis Run 10/11/2024 9:25 AM

Plant Bowen Client: Southern Company Data: Bowen AP-1

Sanitas™ v.10.0.22 Software licensed to Groundwater Stats Consulting. UG

Box & Whiskers Plot

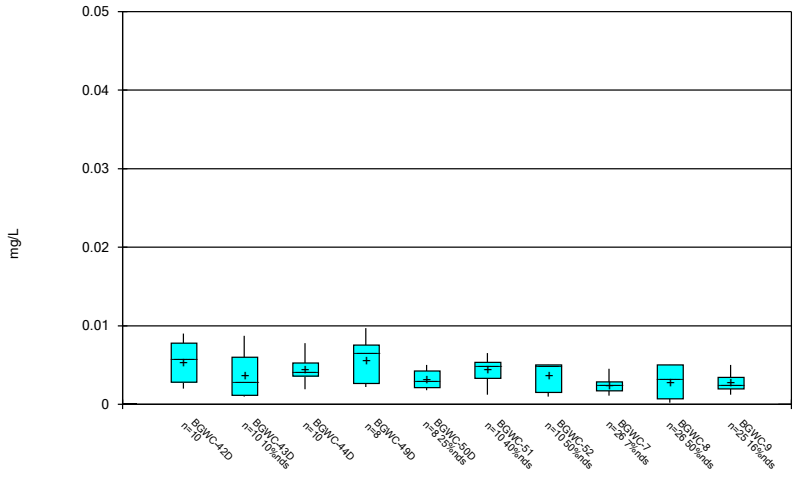

Constituent: Arsenic Analysis Run 10/11/2024 9:25 AM

Plant Bowen Client: Southern Company Data: Bowen AP-1

Sanitas™ v.10.0.22 Software licensed to Groundwater Stats Consulting. UG

Box & Whiskers Plot

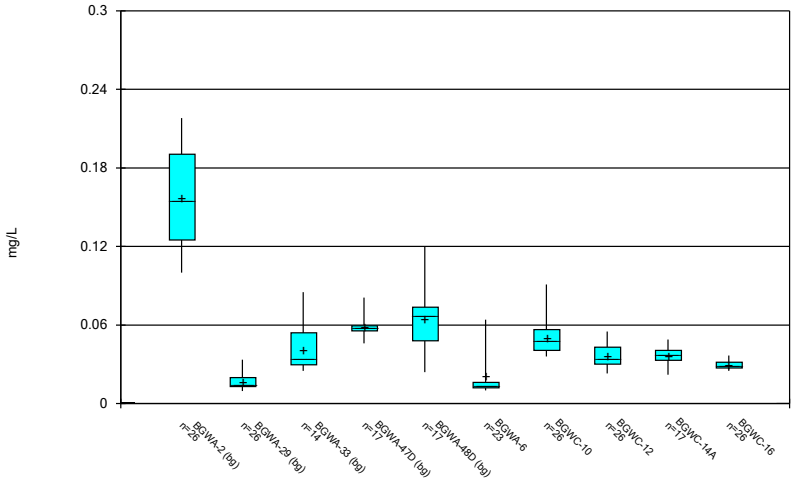

Constituent: Barium Analysis Run 10/11/2024 9:25 AM

Plant Bowen Client: Southern Company Data: Bowen AP-1

Sanitas™ v.10.0.22 Software licensed to Groundwater Stats Consulting. UG

Box & Whiskers Plot

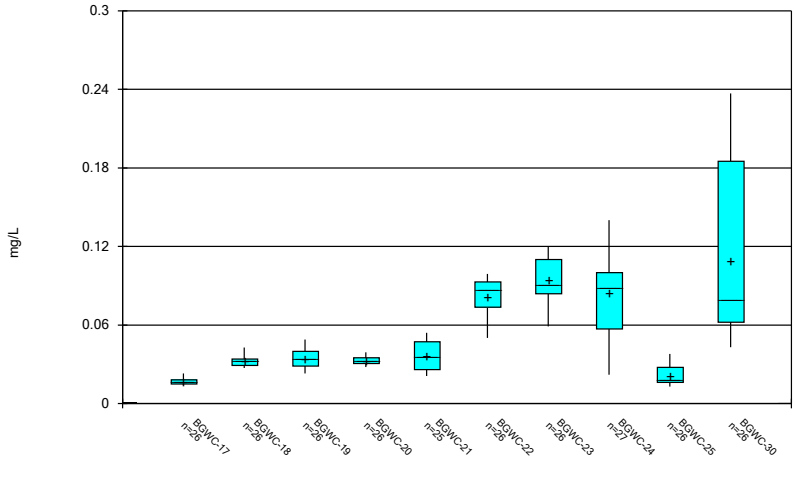

Constituent: Barium Analysis Run 10/11/2024 9:25 AM

Plant Bowen Client: Southern Company Data: Bowen AP-1

Sanitas™ v.10.0.22 Software licensed to Groundwater Stats Consulting. UG

Box & Whiskers Plot

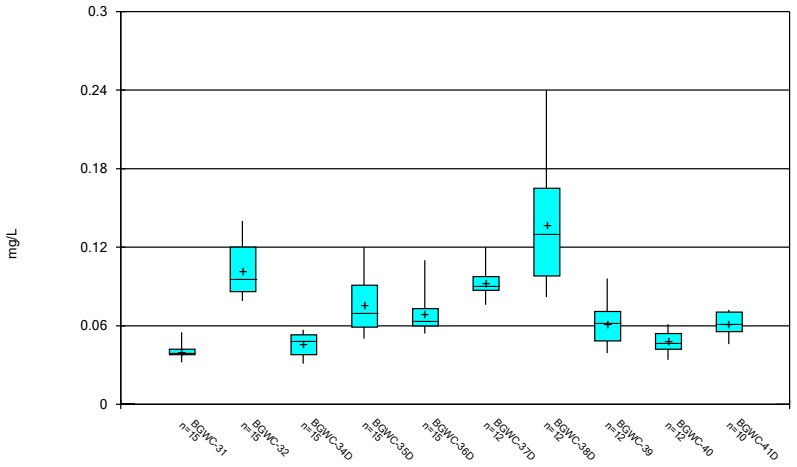

Constituent: Barium Analysis Run 10/11/2024 9:25 AM

Plant Bowen Client: Southern Company Data: Bowen AP-1

Sanitas™ v.10.0.22 Software licensed to Groundwater Stats Consulting. UG

Box & Whiskers Plot

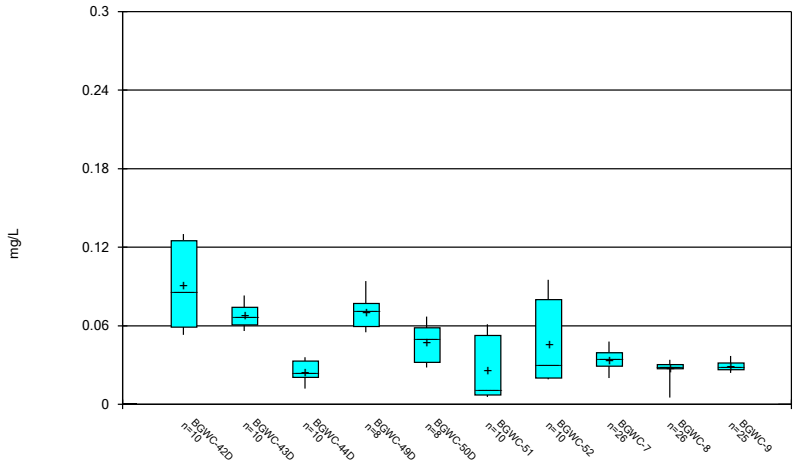

Constituent: Barium Analysis Run 10/11/2024 9:25 AM

Plant Bowen Client: Southern Company Data: Bowen AP-1

Sanitas™ v.10.0.22 Software licensed to Groundwater Stats Consulting. UG

Box & Whiskers Plot

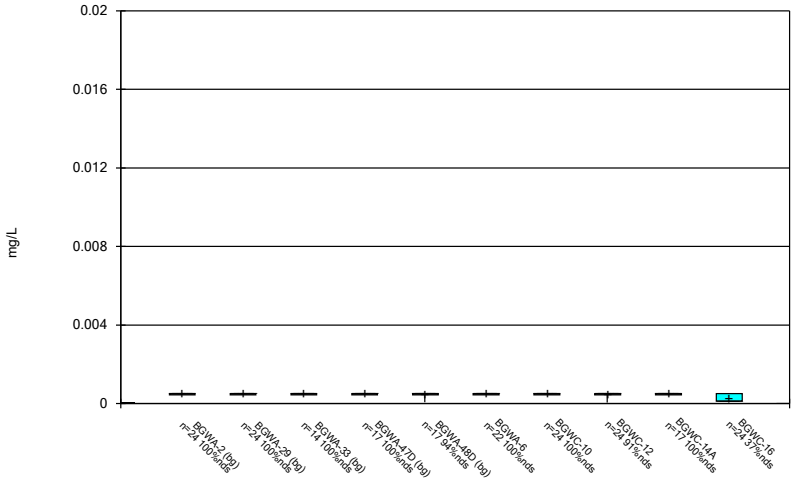

Constituent: Beryllium Analysis Run 10/11/2024 9:25 AM

Plant Bowen Client: Southern Company Data: Bowen AP-1

Sanitas™ v.10.0.22 Software licensed to Groundwater Stats Consulting. UG

Box & Whiskers Plot

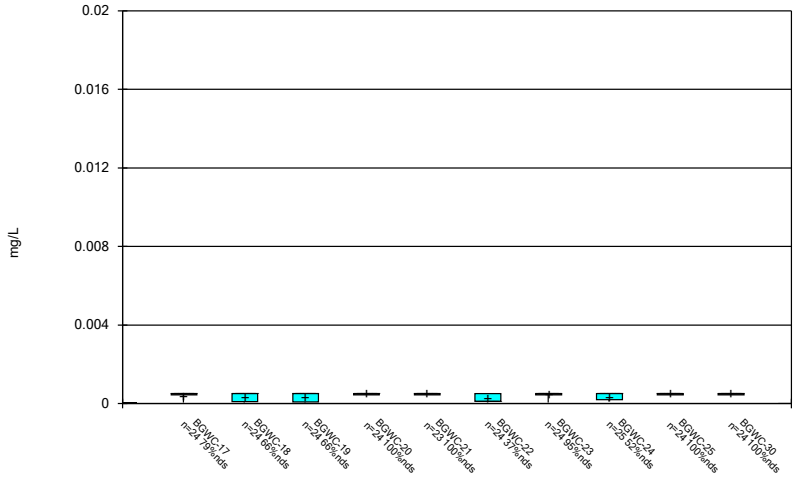

Constituent: Beryllium Analysis Run 10/11/2024 9:25 AM

Plant Bowen Client: Southern Company Data: Bowen AP-1

Sanitas™ v.10.0.22 Software licensed to Groundwater Stats Consulting. UG

Box & Whiskers Plot

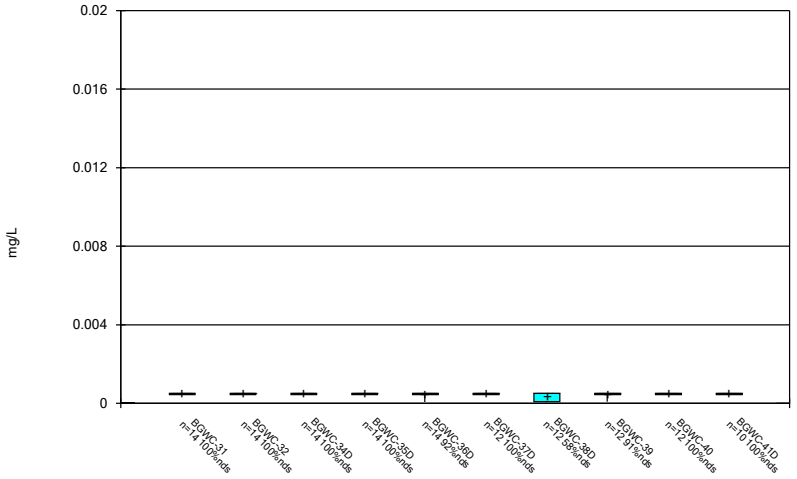

Constituent: Beryllium Analysis Run 10/11/2024 9:25 AM

Plant Bowen Client: Southern Company Data: Bowen AP-1

Sanitas™ v.10.0.22 Software licensed to Groundwater Stats Consulting. UG

Box & Whiskers Plot

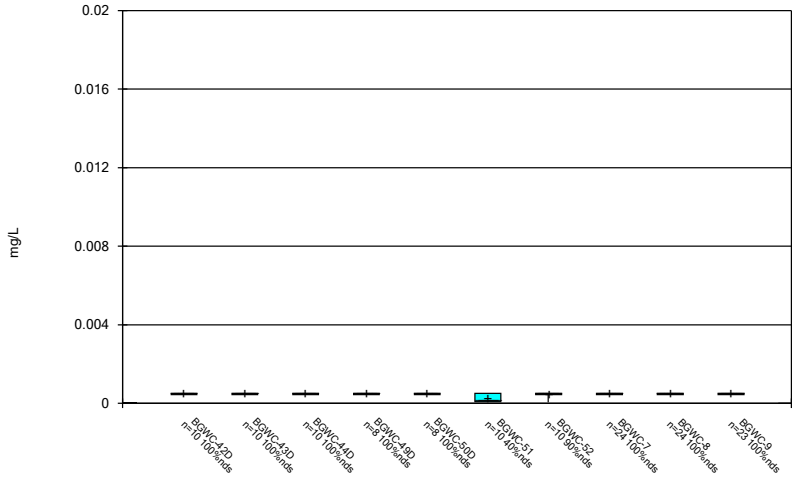

Constituent: Beryllium Analysis Run 10/11/2024 9:25 AM

Plant Bowen Client: Southern Company Data: Bowen AP-1

Sanitas™ v.10.0.22 Software licensed to Groundwater Stats Consulting. UG

Box & Whiskers Plot

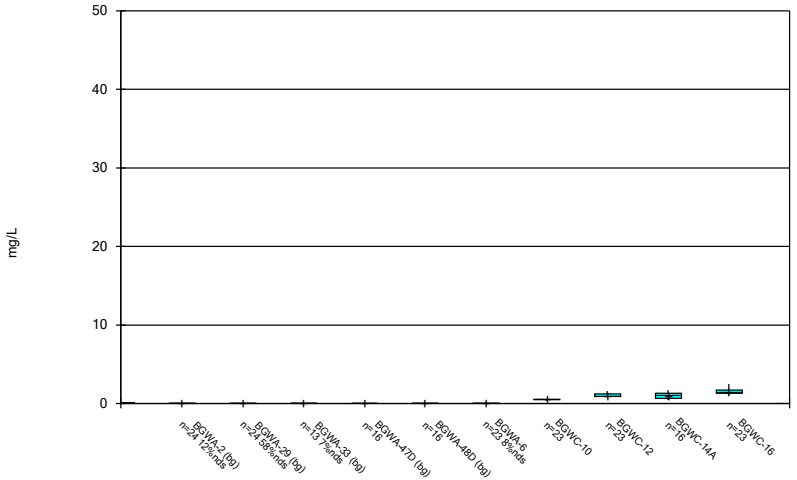

Constituent: Boron Analysis Run 10/11/2024 9:25 AM

Plant Bowen Client: Southern Company Data: Bowen AP-1

Sanitas™ v.10.0.22 Software licensed to Groundwater Stats Consulting. UG

Box & Whiskers Plot

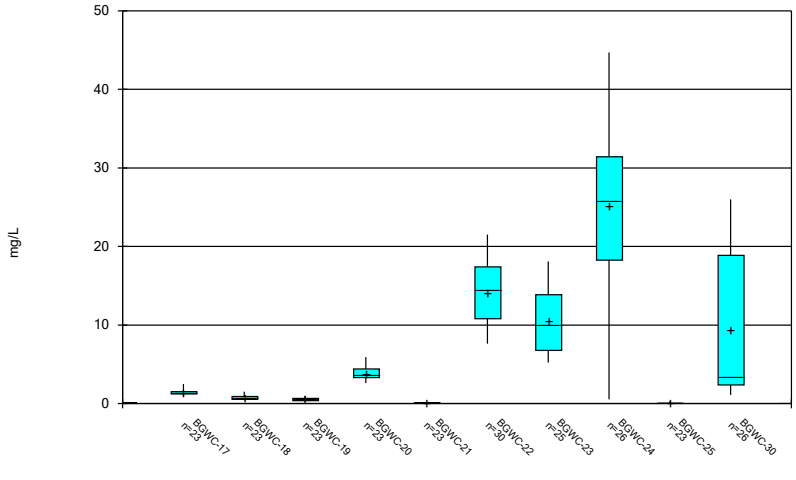

Constituent: Boron Analysis Run 10/11/2024 9:25 AM

Plant Bowen Client: Southern Company Data: Bowen AP-1

Sanitas™ v.10.0.22 Software licensed to Groundwater Stats Consulting. UG

Box & Whiskers Plot

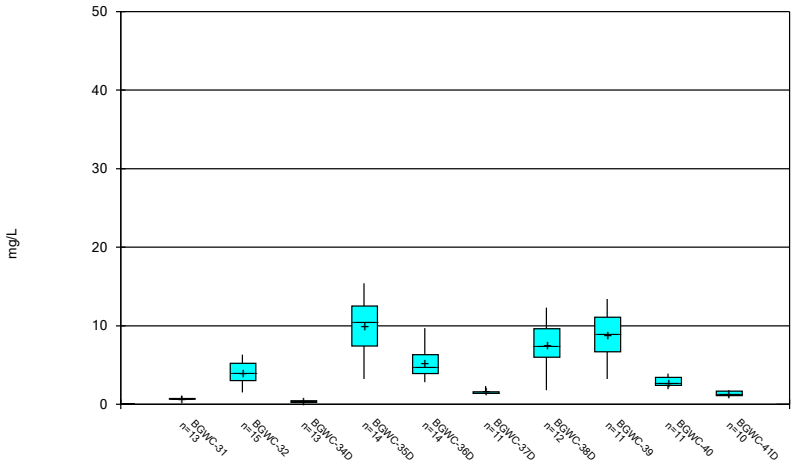

Constituent: Boron Analysis Run 10/11/2024 9:25 AM

Plant Bowen Client: Southern Company Data: Bowen AP-1

Sanitas™ v.10.0.22 Software licensed to Groundwater Stats Consulting. UG

Box & Whiskers Plot

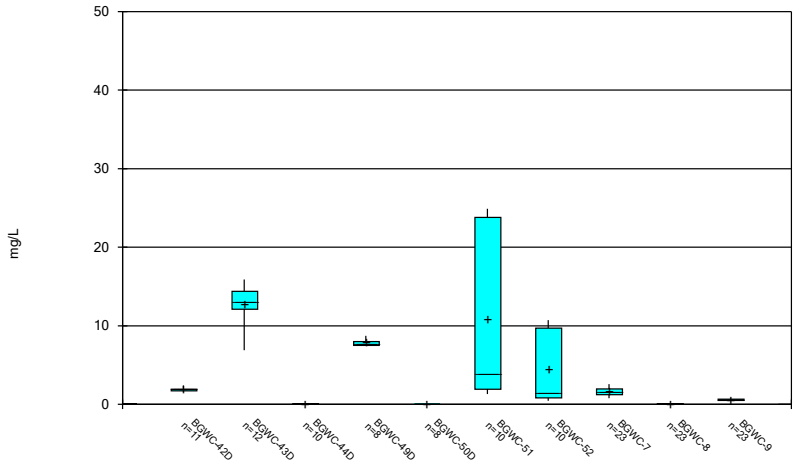

Constituent: Boron Analysis Run 10/11/2024 9:25 AM

Plant Bowen Client: Southern Company Data: Bowen AP-1

Sanitas™ v.10.0.22 Software licensed to Groundwater Stats Consulting. UG

Box & Whiskers Plot

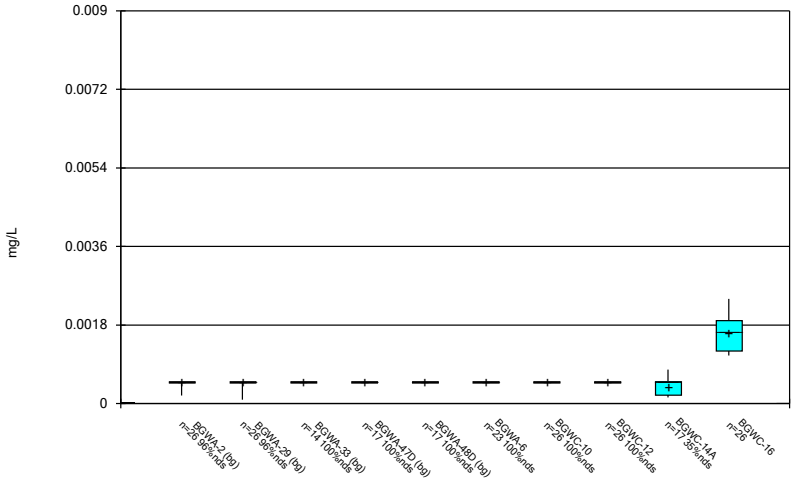

Constituent: Cadmium Analysis Run 10/11/2024 9:25 AM

Plant Bowen Client: Southern Company Data: Bowen AP-1

Sanitas™ v.10.0.22 Software licensed to Groundwater Stats Consulting. UG

Box & Whiskers Plot

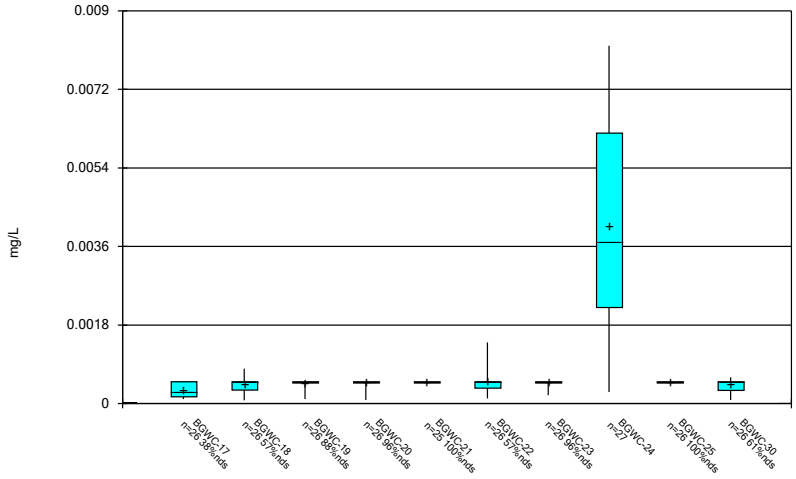

Constituent: Cadmium Analysis Run 10/11/2024 9:25 AM

Plant Bowen Client: Southern Company Data: Bowen AP-1

Sanitas™ v.10.0.22 Software licensed to Groundwater Stats Consulting. UG

Box & Whiskers Plot

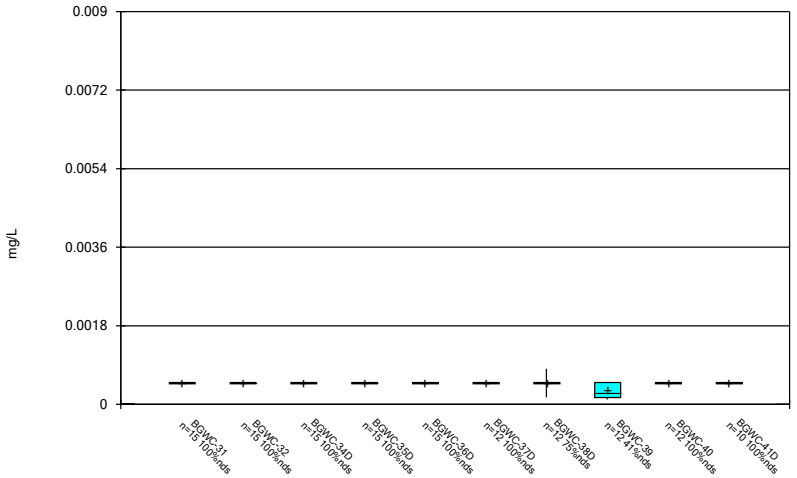

Constituent: Cadmium Analysis Run 10/11/2024 9:25 AM

Plant Bowen Client: Southern Company Data: Bowen AP-1

Sanitas™ v.10.0.22 Software licensed to Groundwater Stats Consulting. UG

Box & Whiskers Plot

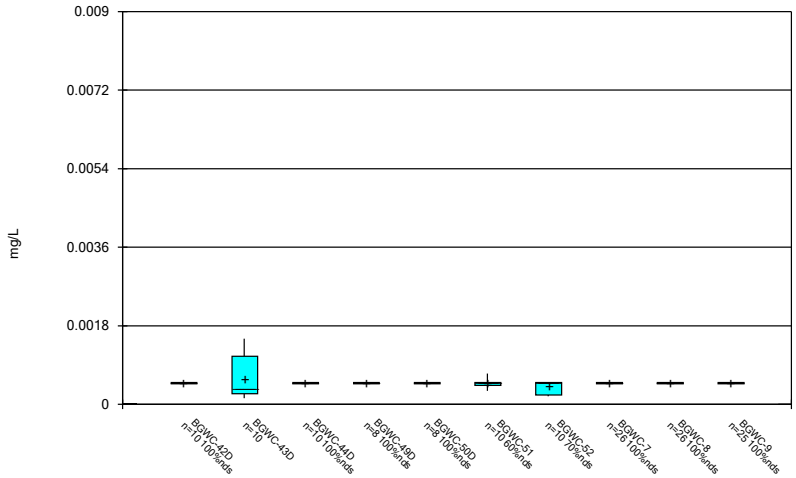

Constituent: Cadmium Analysis Run 10/11/2024 9:25 AM

Plant Bowen Client: Southern Company Data: Bowen AP-1

Sanitas™ v.10.0.22 Software licensed to Groundwater Stats Consulting. UG

Box & Whiskers Plot

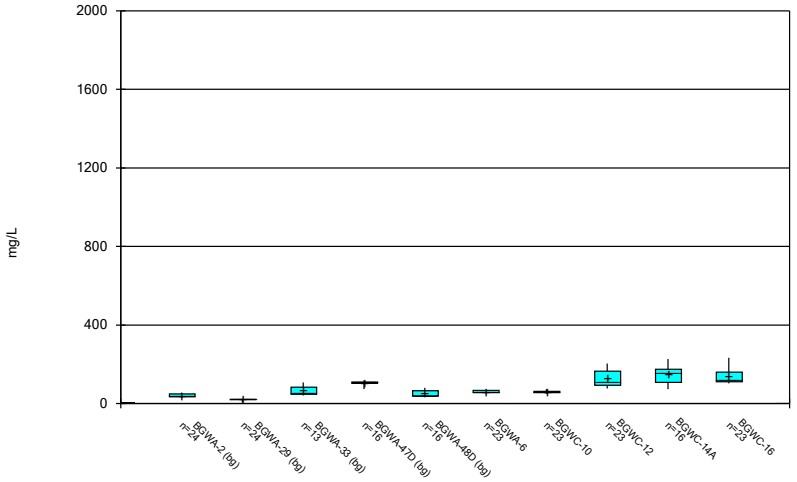

Constituent: Calcium Analysis Run 10/11/2024 9:25 AM

Plant Bowen Client: Southern Company Data: Bowen AP-1

Sanitas™ v.10.0.22 Software licensed to Groundwater Stats Consulting. UG

Box & Whiskers Plot

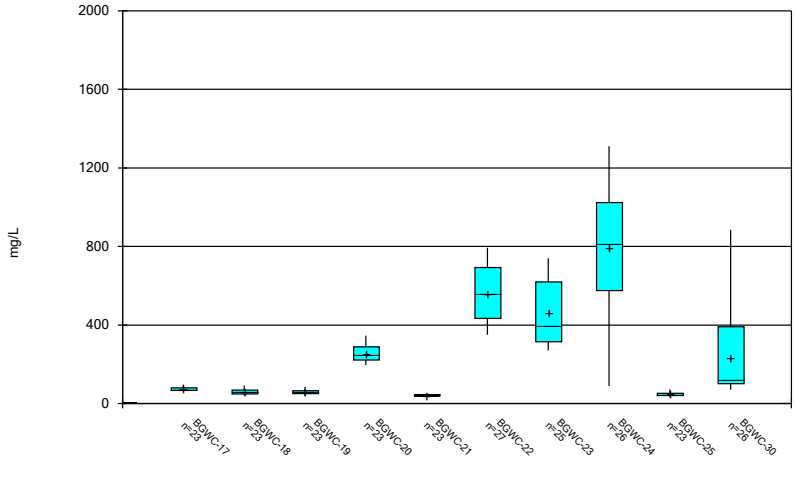

Constituent: Calcium Analysis Run 10/11/2024 9:25 AM

Plant Bowen Client: Southern Company Data: Bowen AP-1

Sanitas™ v.10.0.22 Software licensed to Groundwater Stats Consulting. UG

Box & Whiskers Plot

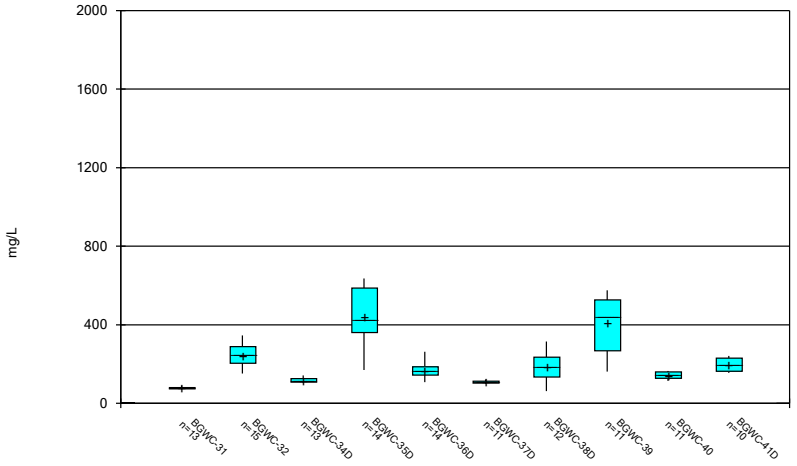

Constituent: Calcium Analysis Run 10/11/2024 9:25 AM

Plant Bowen Client: Southern Company Data: Bowen AP-1

Sanitas™ v.10.0.22 Software licensed to Groundwater Stats Consulting. UG

Box & Whiskers Plot

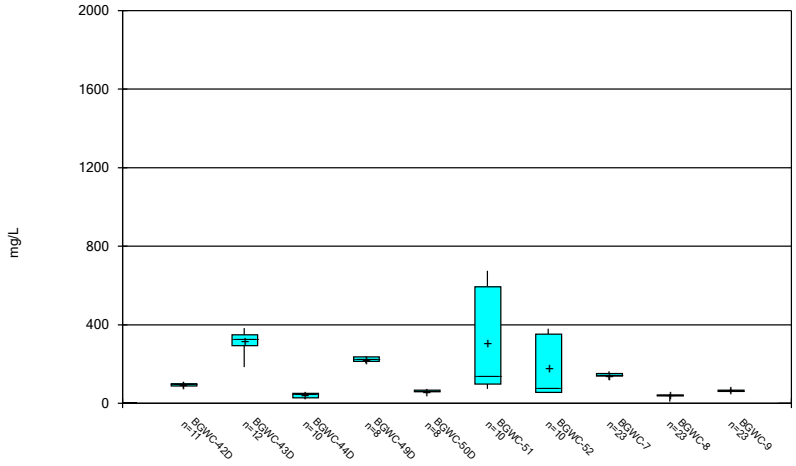

Constituent: Calcium Analysis Run 10/11/2024 9:25 AM

Plant Bowen Client: Southern Company Data: Bowen AP-1

Sanitas™ v.10.0.22 Software licensed to Groundwater Stats Consulting. UG

Box & Whiskers Plot

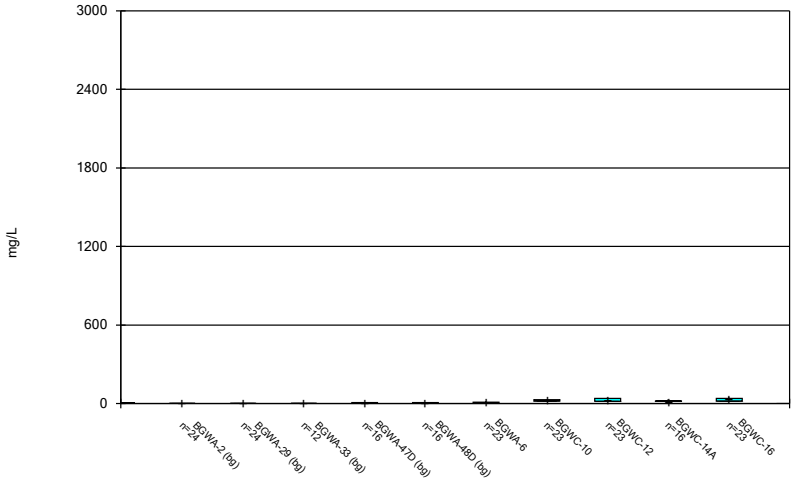

Constituent: Chloride Analysis Run 10/11/2024 9:25 AM

Plant Bowen Client: Southern Company Data: Bowen AP-1

Sanitas™ v.10.0.22 Software licensed to Groundwater Stats Consulting. UG

Box & Whiskers Plot

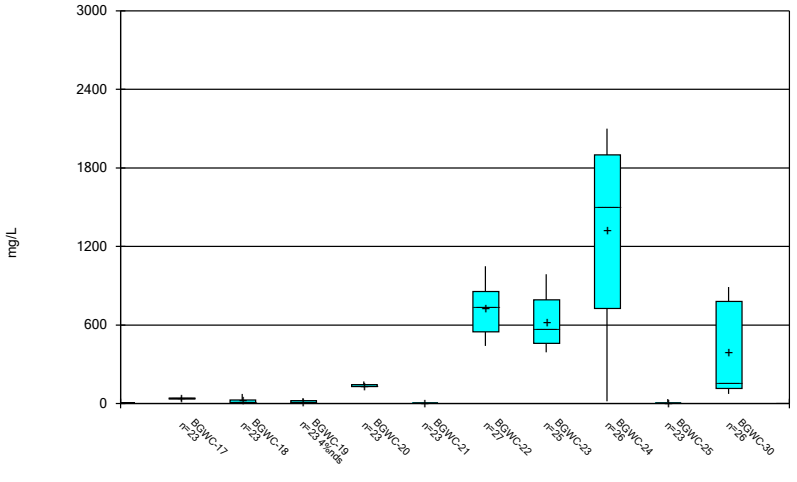

Constituent: Chloride Analysis Run 10/11/2024 9:25 AM

Plant Bowen Client: Southern Company Data: Bowen AP-1

Sanitas™ v.10.0.22 Software licensed to Groundwater Stats Consulting. UG

Box & Whiskers Plot

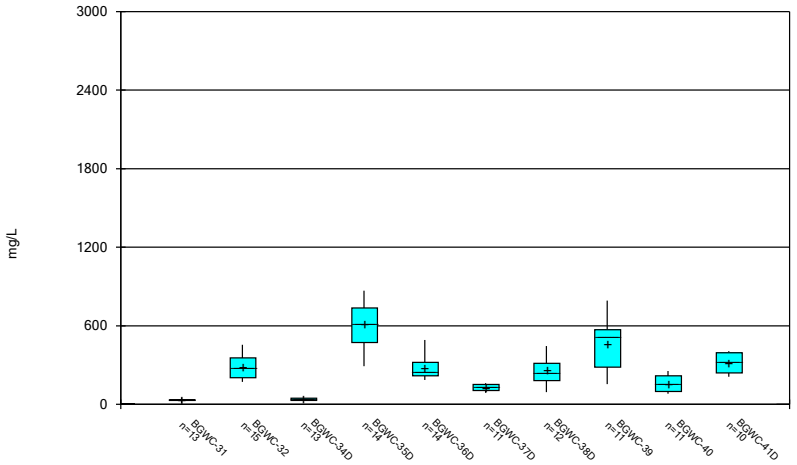

Constituent: Chloride Analysis Run 10/11/2024 9:25 AM

Plant Bowen Client: Southern Company Data: Bowen AP-1

Sanitas™ v.10.0.22 Software licensed to Groundwater Stats Consulting. UG

Box & Whiskers Plot

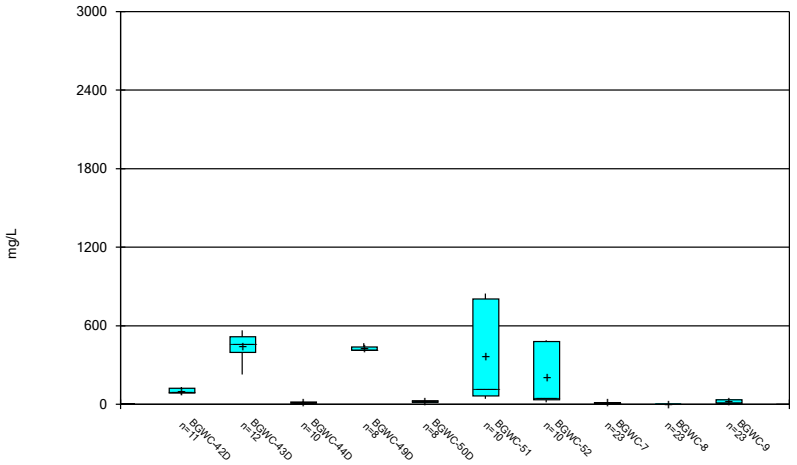

Constituent: Chloride Analysis Run 10/11/2024 9:25 AM

Plant Bowen Client: Southern Company Data: Bowen AP-1

Sanitas™ v.10.0.22 Software licensed to Groundwater Stats Consulting. UG

Box & Whiskers Plot

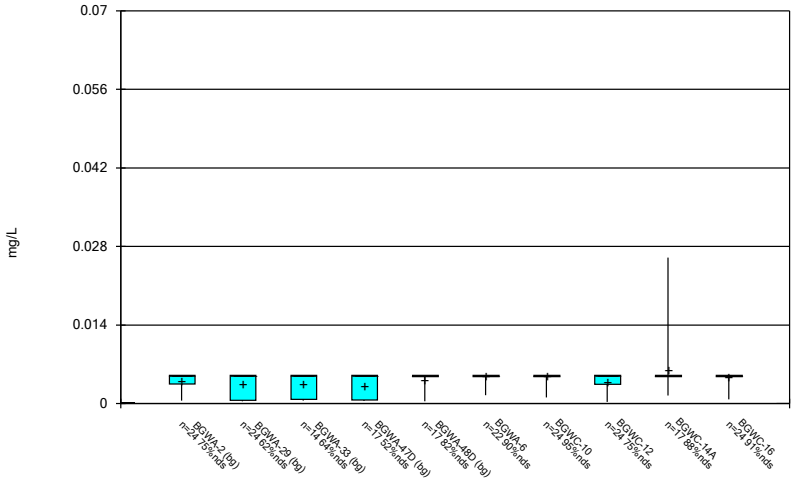

Constituent: Chromium Analysis Run 10/11/2024 9:25 AM

Plant Bowen Client: Southern Company Data: Bowen AP-1

Sanitas™ v.10.0.22 Software licensed to Groundwater Stats Consulting. UG

Box & Whiskers Plot

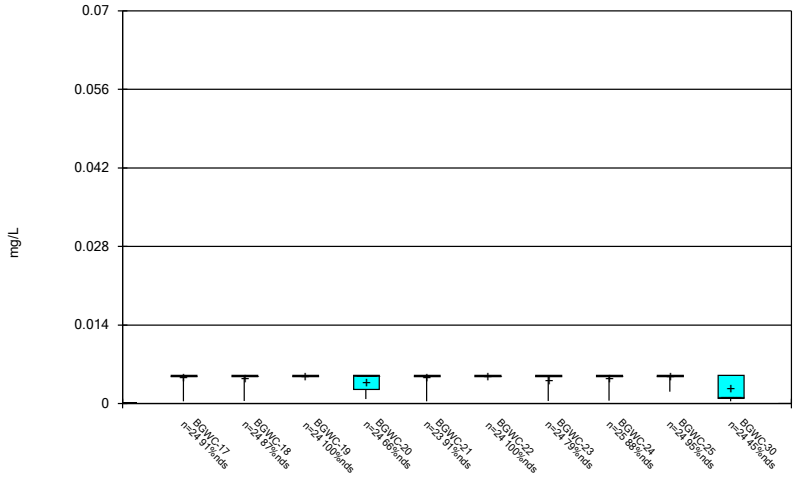

Constituent: Chromium Analysis Run 10/11/2024 9:25 AM

Plant Bowen Client: Southern Company Data: Bowen AP-1

Sanitas™ v.10.0.22 Software licensed to Groundwater Stats Consulting. UG

Box & Whiskers Plot

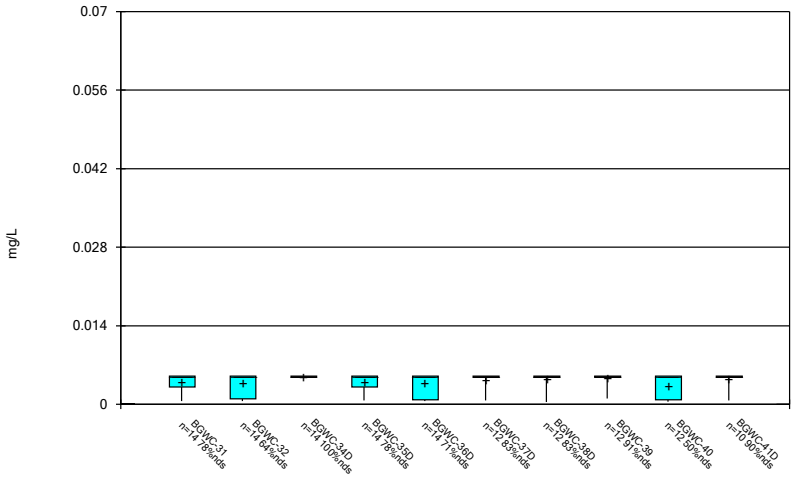

Constituent: Chromium Analysis Run 10/11/2024 9:25 AM

Plant Bowen Client: Southern Company Data: Bowen AP-1

Sanitas™ v.10.0.22 Software licensed to Groundwater Stats Consulting. UG

Box & Whiskers Plot

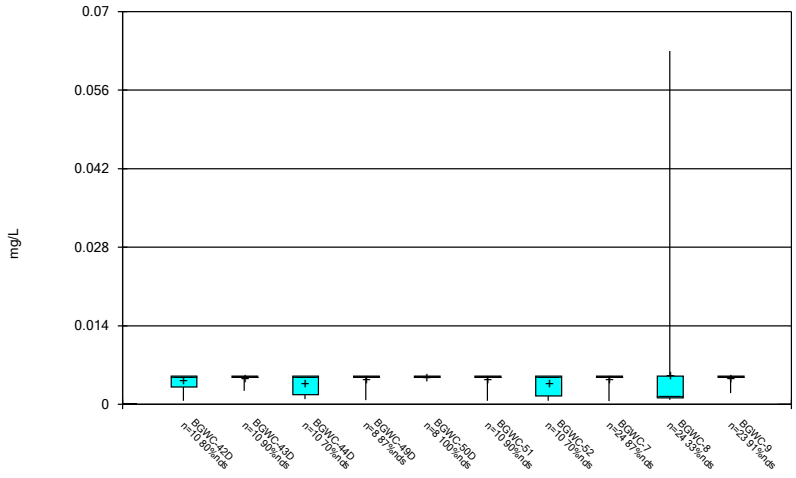

Constituent: Chromium Analysis Run 10/11/2024 9:25 AM

Plant Bowen Client: Southern Company Data: Bowen AP-1

Sanitas™ v.10.0.22 Software licensed to Groundwater Stats Consulting. UG

Box & Whiskers Plot

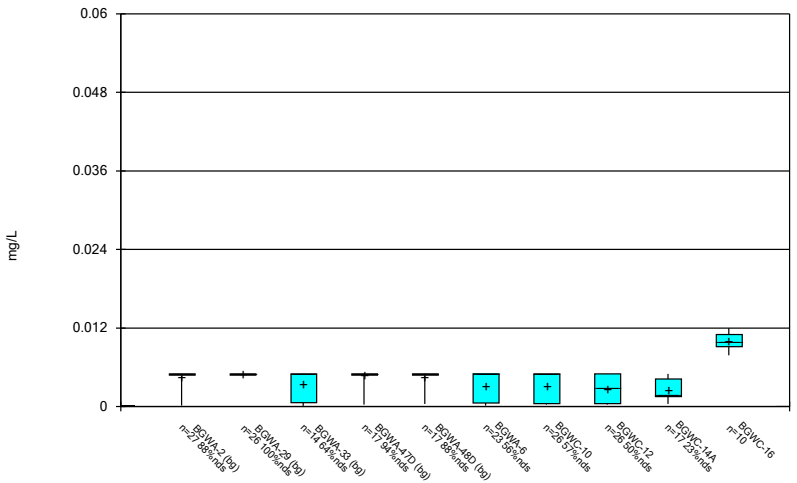

Constituent: Cobalt Analysis Run 10/11/2024 9:25 AM

Plant Bowen Client: Southern Company Data: Bowen AP-1

Sanitas™ v.10.0.22 Software licensed to Groundwater Stats Consulting. UG

Box & Whiskers Plot

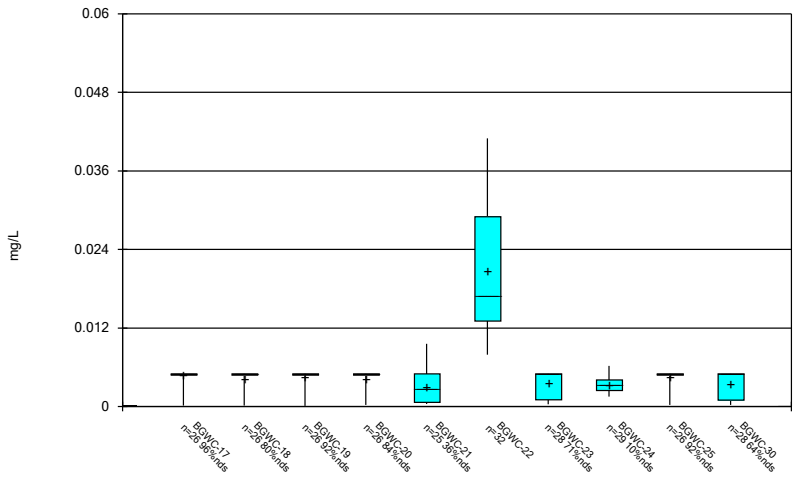

Constituent: Cobalt Analysis Run 10/11/2024 9:25 AM

Plant Bowen Client: Southern Company Data: Bowen AP-1

Sanitas™ v.10.0.22 Software licensed to Groundwater Stats Consulting. UG

Box & Whiskers Plot

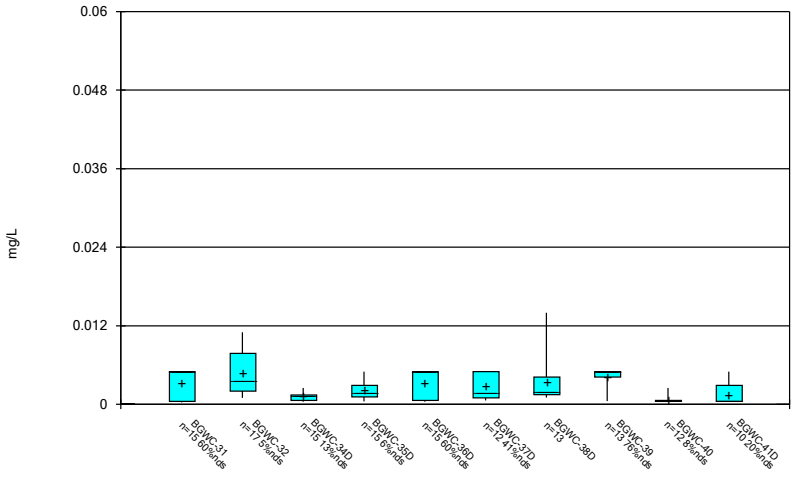

Constituent: Cobalt Analysis Run 10/11/2024 9:25 AM

Plant Bowen Client: Southern Company Data: Bowen AP-1

Sanitas™ v.10.0.22 Software licensed to Groundwater Stats Consulting. UG

Box & Whiskers Plot

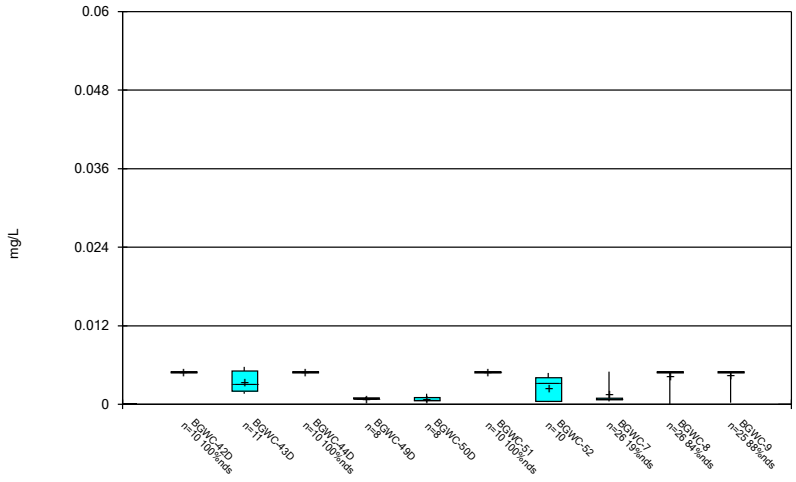

Constituent: Cobalt Analysis Run 10/11/2024 9:25 AM

Plant Bowen Client: Southern Company Data: Bowen AP-1

Sanitas™ v.10.0.22 Software licensed to Groundwater Stats Consulting. UG

Box & Whiskers Plot

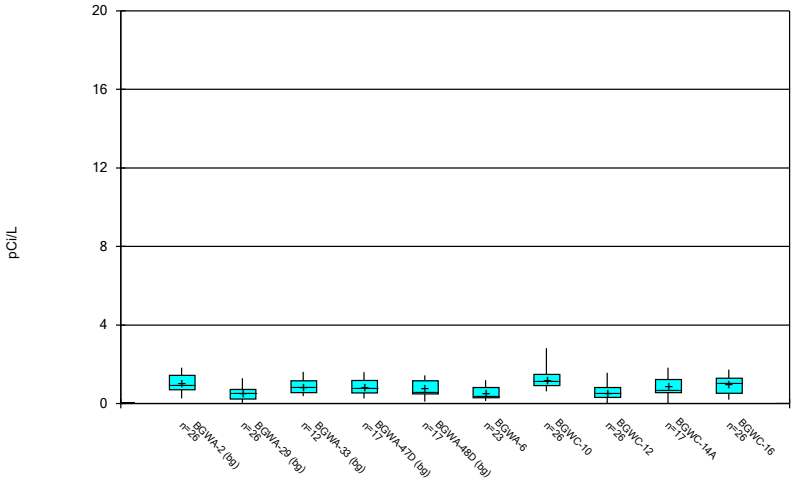

Constituent: Combined Radium 226 + 228 Analysis Run 10/11/2024 9:25 AM

Plant Bowen Client: Southern Company Data: Bowen AP-1

Sanitas™ v.10.0.22 Software licensed to Groundwater Stats Consulting. UG

Box & Whiskers Plot

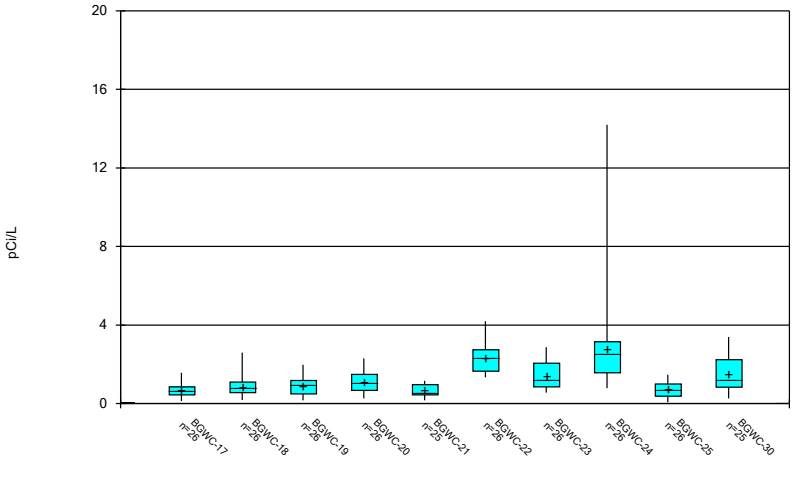

Constituent: Combined Radium 226 + 228 Analysis Run 10/11/2024 9:25 AM

Plant Bowen Client: Southern Company Data: Bowen AP-1

Sanitas™ v.10.0.22 Software licensed to Groundwater Stats Consulting. UG

Box & Whiskers Plot

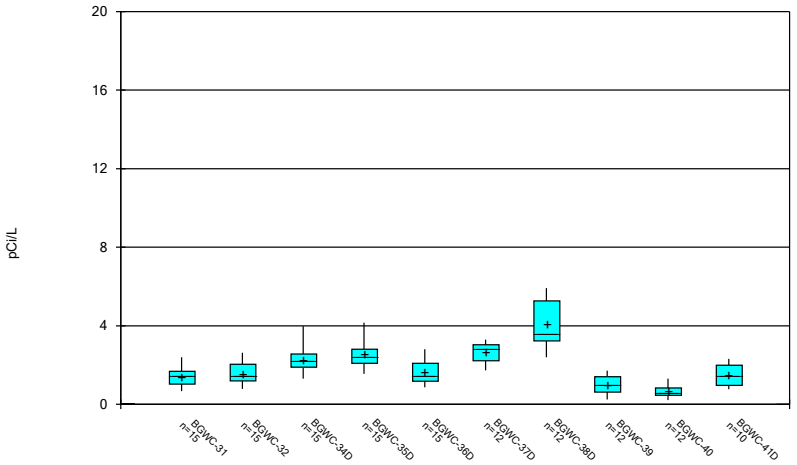

Constituent: Combined Radium 226 + 228 Analysis Run 10/11/2024 9:25 AM

Plant Bowen Client: Southern Company Data: Bowen AP-1

Sanitas™ v.10.0.22 Software licensed to Groundwater Stats Consulting. UG

Box & Whiskers Plot

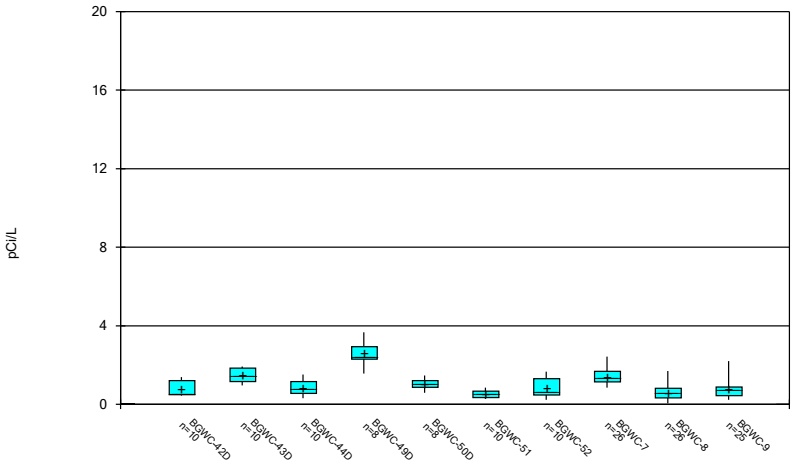

Constituent: Combined Radium 226 + 228 Analysis Run 10/11/2024 9:25 AM

Plant Bowen Client: Southern Company Data: Bowen AP-1

Sanitas™ v.10.0.22 Software licensed to Groundwater Stats Consulting. UG

Box & Whiskers Plot

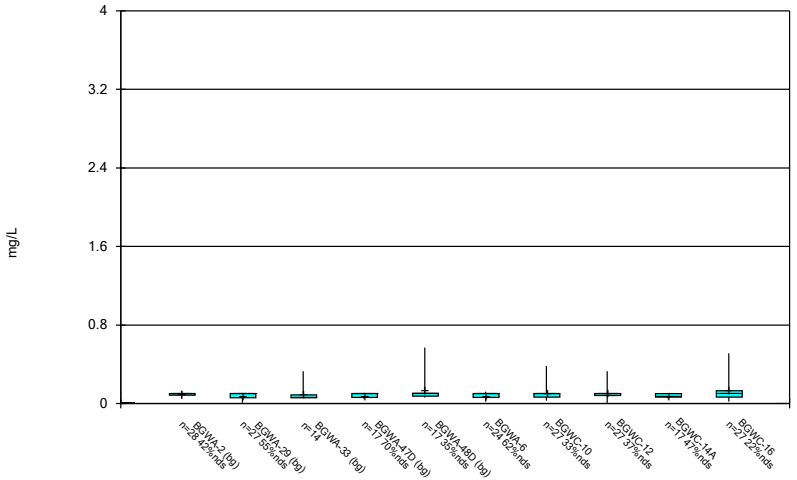

Constituent: Fluoride Analysis Run 10/11/2024 9:25 AM

Plant Bowen Client: Southern Company Data: Bowen AP-1

Sanitas™ v.10.0.22 Software licensed to Groundwater Stats Consulting. UG

Box & Whiskers Plot

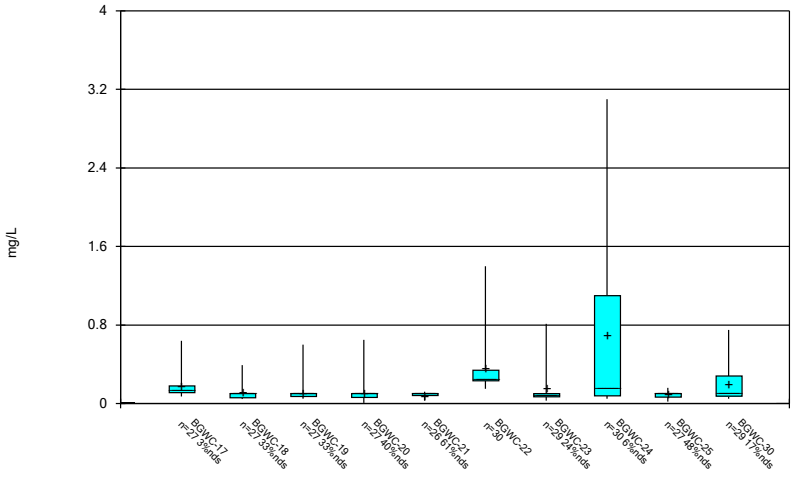

Constituent: Fluoride Analysis Run 10/11/2024 9:25 AM

Plant Bowen Client: Southern Company Data: Bowen AP-1

Sanitas™ v.10.0.22 Software licensed to Groundwater Stats Consulting. UG

Box & Whiskers Plot

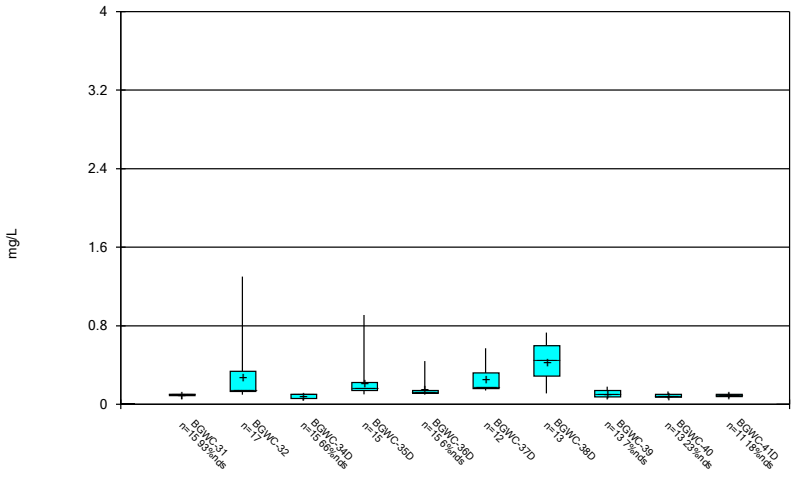

Constituent: Fluoride Analysis Run 10/11/2024 9:25 AM

Plant Bowen Client: Southern Company Data: Bowen AP-1

Sanitas™ v.10.0.22 Software licensed to Groundwater Stats Consulting. UG

Box & Whiskers Plot

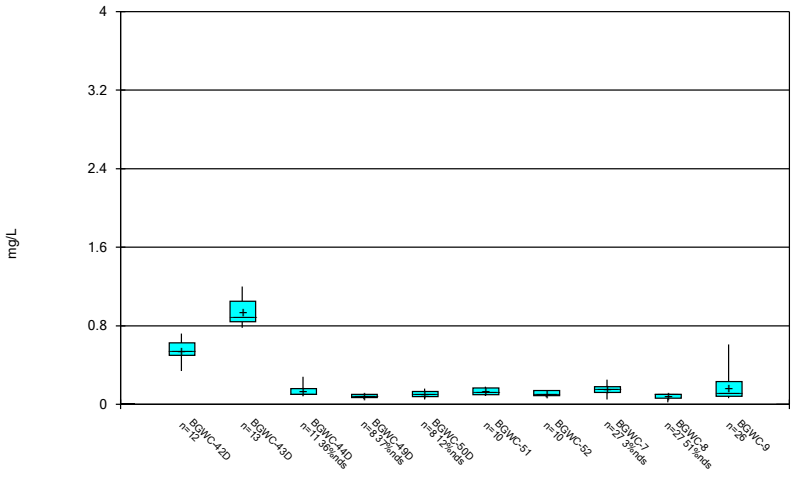

Constituent: Fluoride Analysis Run 10/11/2024 9:25 AM

Plant Bowen Client: Southern Company Data: Bowen AP-1

Sanitas™ v.10.0.22 Software licensed to Groundwater Stats Consulting. UG

Box & Whiskers Plot

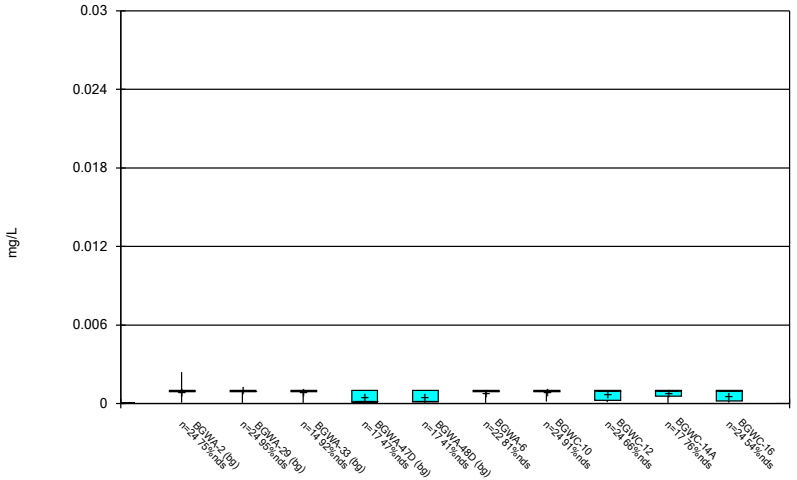

Constituent: Lead Analysis Run 10/11/2024 9:25 AM

Plant Bowen Client: Southern Company Data: Bowen AP-1

Sanitas™ v.10.0.22 Software licensed to Groundwater Stats Consulting. UG

Box & Whiskers Plot

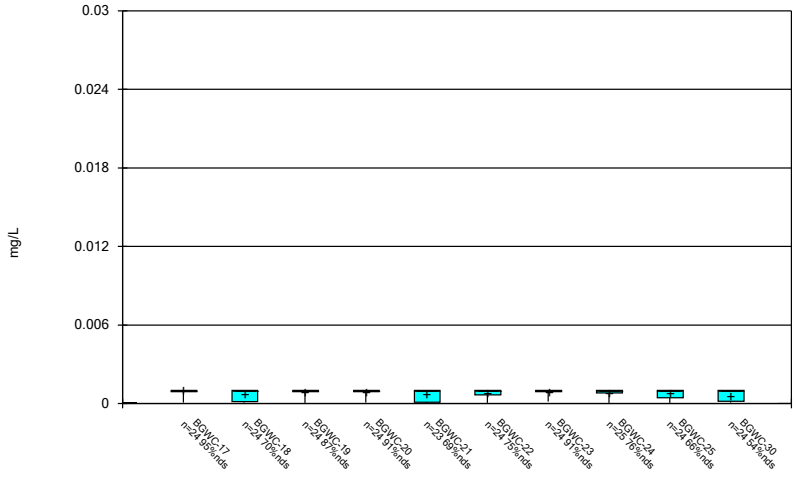

Constituent: Lead Analysis Run 10/11/2024 9:25 AM

Plant Bowen Client: Southern Company Data: Bowen AP-1

Sanitas™ v.10.0.22 Software licensed to Groundwater Stats Consulting. UG

Box & Whiskers Plot

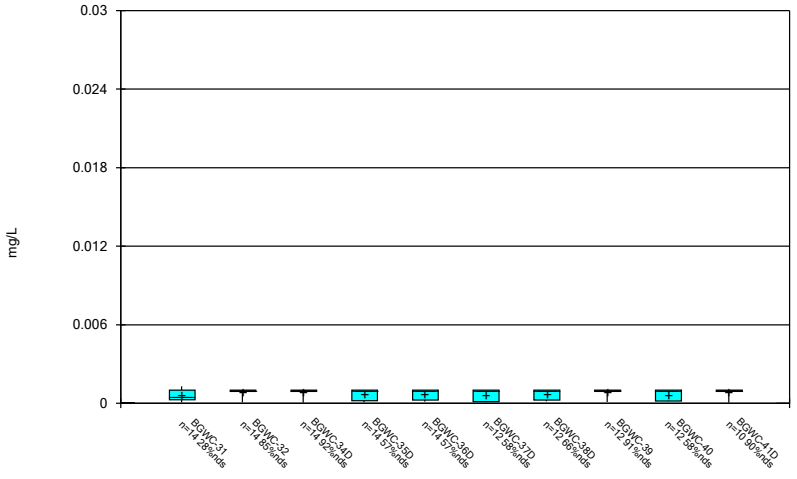

Constituent: Lead Analysis Run 10/11/2024 9:26 AM

Plant Bowen Client: Southern Company Data: Bowen AP-1

Sanitas™ v.10.0.22 Software licensed to Groundwater Stats Consulting. UG

Box & Whiskers Plot

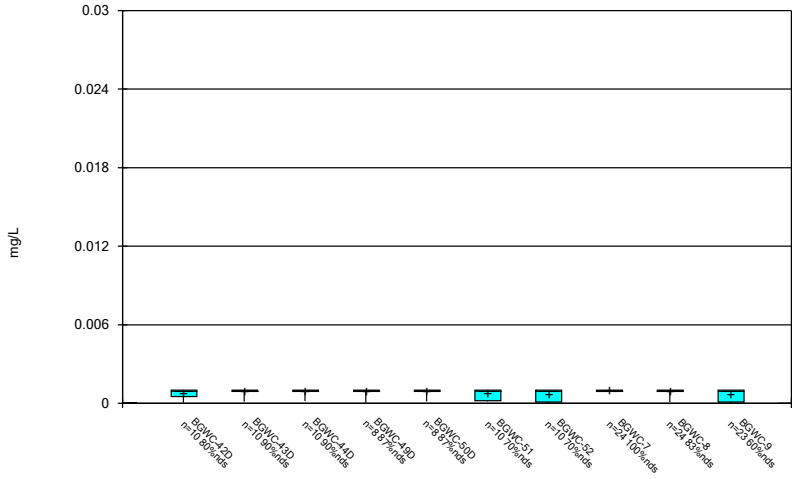

Constituent: Lead Analysis Run 10/11/2024 9:26 AM

Plant Bowen Client: Southern Company Data: Bowen AP-1

Sanitas™ v.10.0.22 Software licensed to Groundwater Stats Consulting. UG

Box & Whiskers Plot

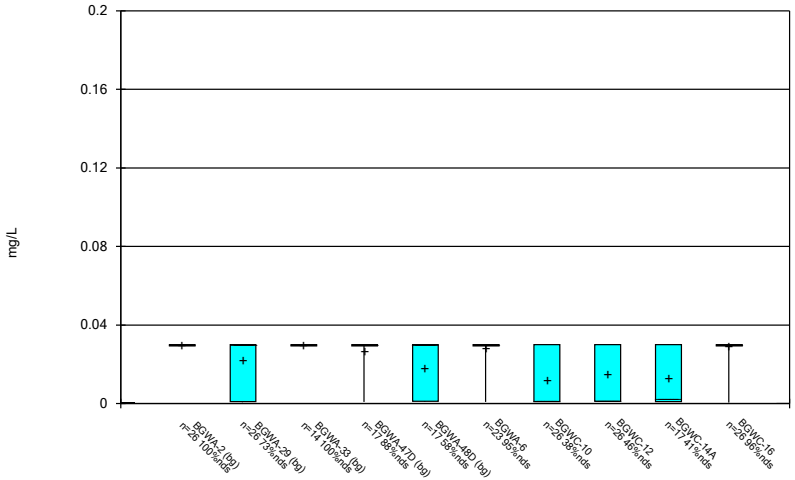

Constituent: Lithium Analysis Run 10/11/2024 9:26 AM

Plant Bowen Client: Southern Company Data: Bowen AP-1

Sanitas™ v.10.0.22 Software licensed to Groundwater Stats Consulting. UG

Box & Whiskers Plot

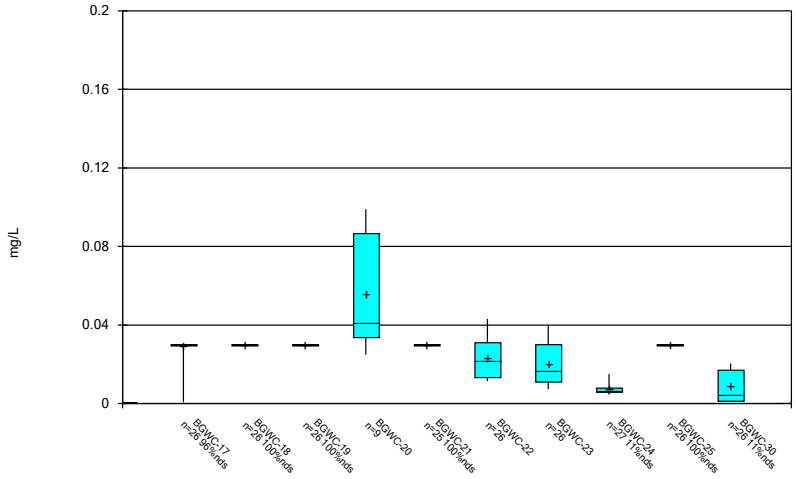

Constituent: Lithium Analysis Run 10/11/2024 9:26 AM

Plant Bowen Client: Southern Company Data: Bowen AP-1

Sanitas™ v.10.0.22 Software licensed to Groundwater Stats Consulting. UG

Box & Whiskers Plot

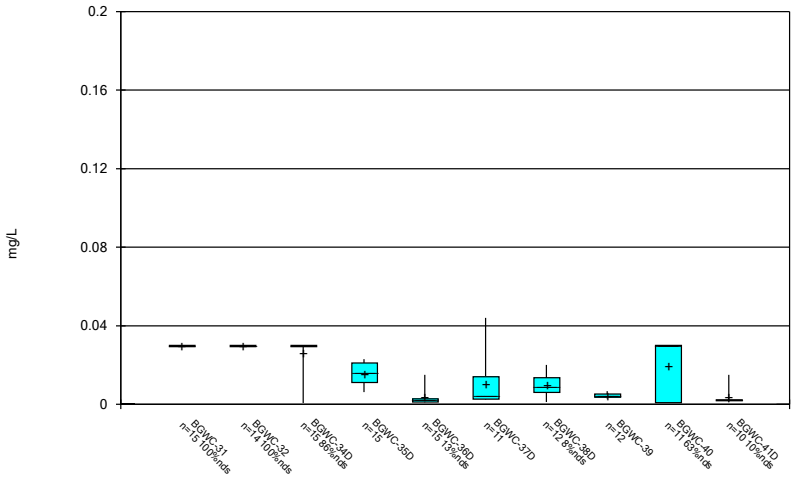

Constituent: Lithium Analysis Run 10/11/2024 9:26 AM

Plant Bowen Client: Southern Company Data: Bowen AP-1

Sanitas™ v.10.0.22 Software licensed to Groundwater Stats Consulting. UG

Box & Whiskers Plot

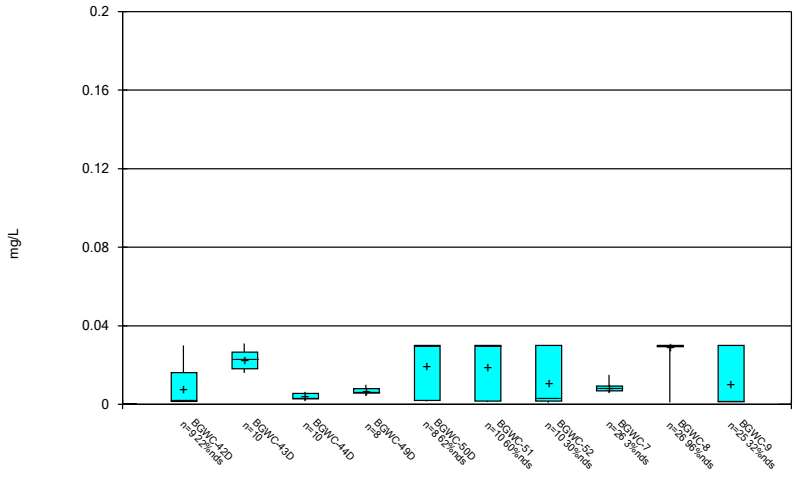

Constituent: Lithium Analysis Run 10/11/2024 9:26 AM

Plant Bowen Client: Southern Company Data: Bowen AP-1

Sanitas™ v.10.0.22 Software licensed to Groundwater Stats Consulting. UG

Box & Whiskers Plot

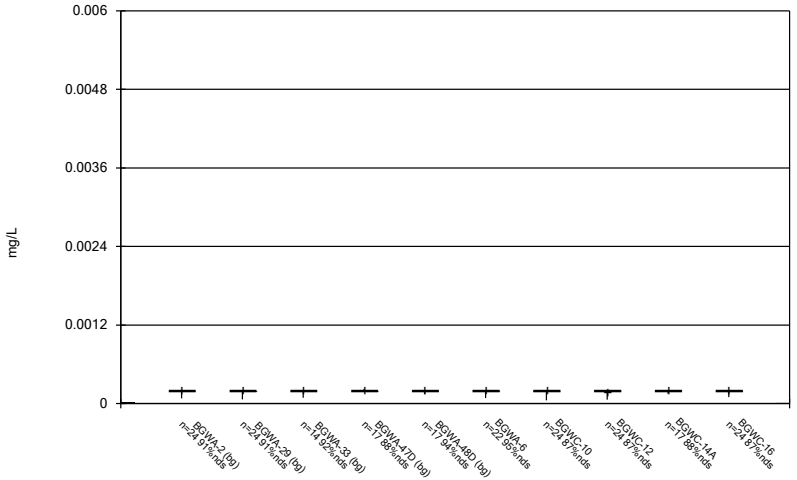

Constituent: Mercury Analysis Run 10/11/2024 9:26 AM

Plant Bowen Client: Southern Company Data: Bowen AP-1

Sanitas™ v.10.0.22 Software licensed to Groundwater Stats Consulting. UG

Box & Whiskers Plot

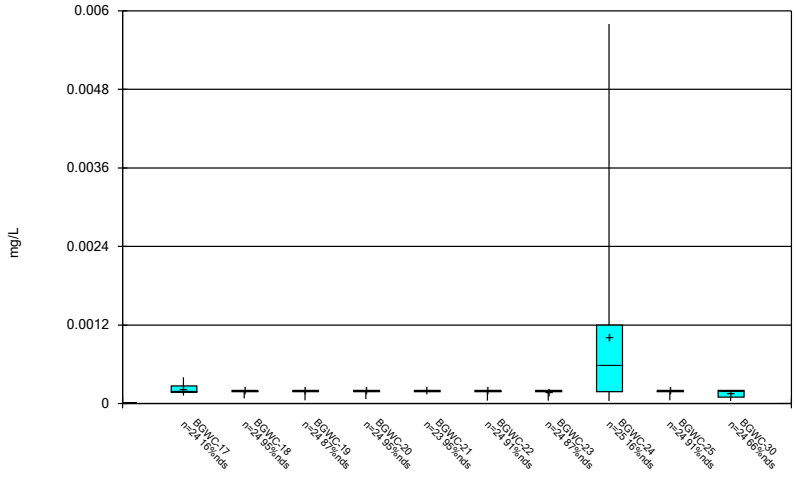

Constituent: Mercury Analysis Run 10/11/2024 9:26 AM

Plant Bowen Client: Southern Company Data: Bowen AP-1

Sanitas™ v.10.0.22 Software licensed to Groundwater Stats Consulting. UG

Box & Whiskers Plot

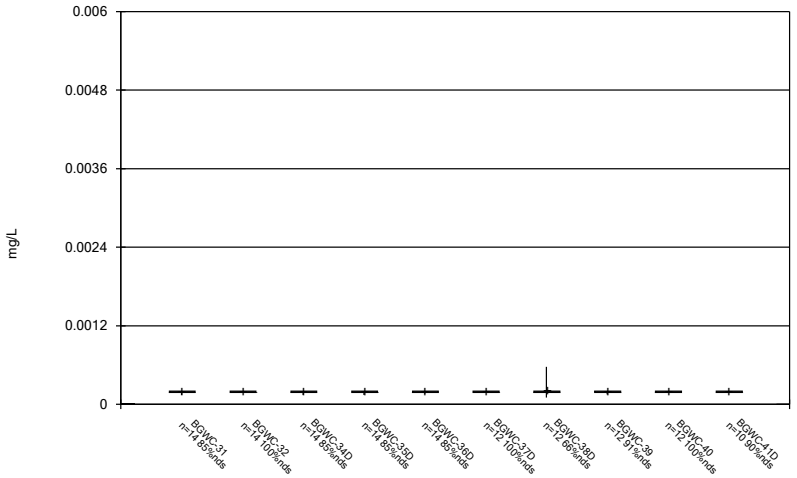

Constituent: Mercury Analysis Run 10/11/2024 9:26 AM

Plant Bowen Client: Southern Company Data: Bowen AP-1

Sanitas™ v.10.0.22 Software licensed to Groundwater Stats Consulting. UG

Box & Whiskers Plot

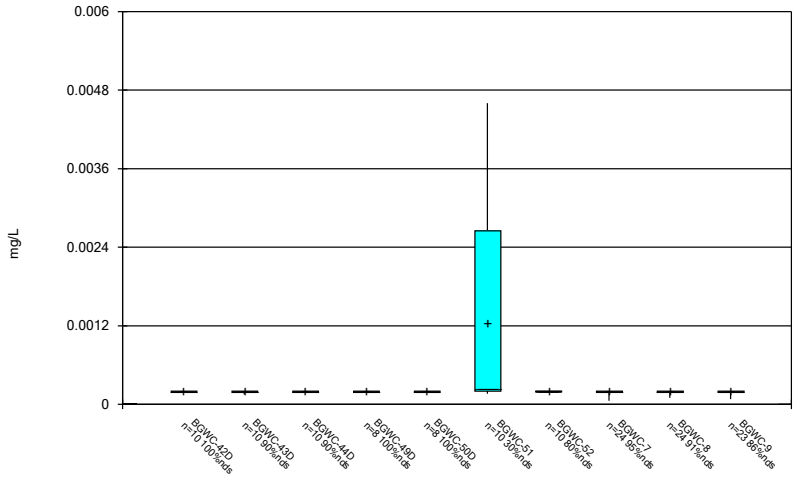

Constituent: Mercury Analysis Run 10/11/2024 9:26 AM

Plant Bowen Client: Southern Company Data: Bowen AP-1

Sanitas™ v.10.0.22 Software licensed to Groundwater Stats Consulting. UG

Box & Whiskers Plot

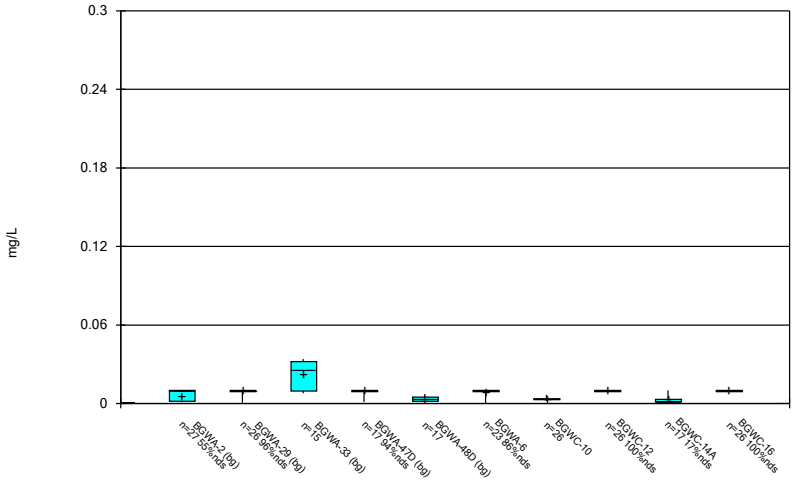

Constituent: Molybdenum Analysis Run 10/11/2024 9:26 AM

Plant Bowen Client: Southern Company Data: Bowen AP-1

Sanitas™ v.10.0.22 Software licensed to Groundwater Stats Consulting. UG

Box & Whiskers Plot

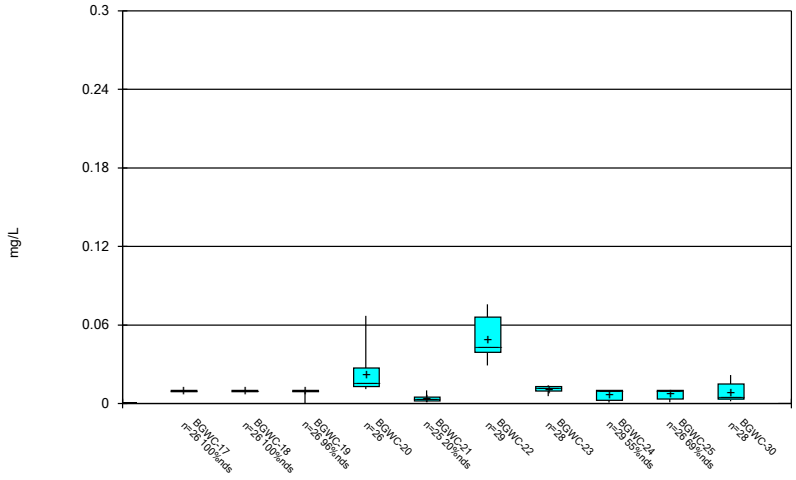

Constituent: Molybdenum Analysis Run 10/11/2024 9:26 AM

Plant Bowen Client: Southern Company Data: Bowen AP-1

Sanitas™ v.10.0.22 Software licensed to Groundwater Stats Consulting. UG

Box & Whiskers Plot

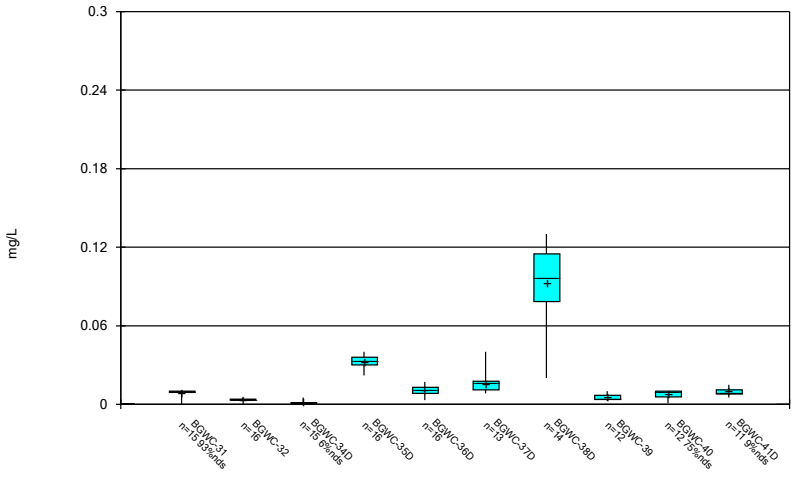

Constituent: Molybdenum Analysis Run 10/11/2024 9:26 AM

Plant Bowen Client: Southern Company Data: Bowen AP-1

Sanitas™ v.10.0.22 Software licensed to Groundwater Stats Consulting. UG

Box & Whiskers Plot

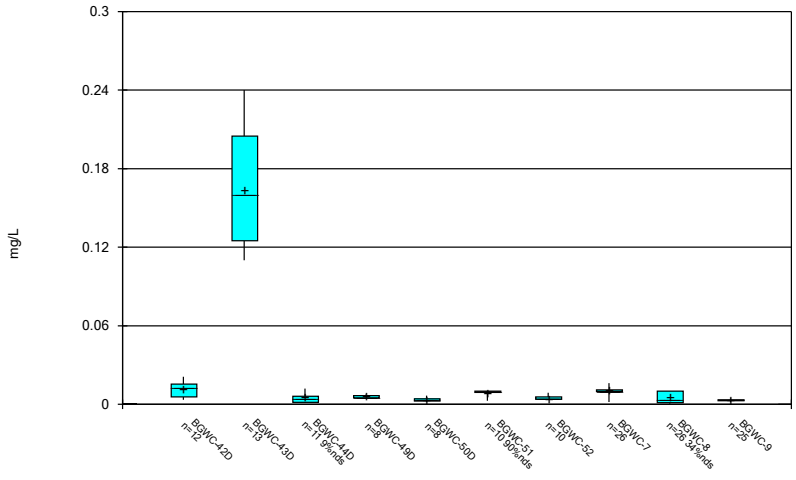

Constituent: Molybdenum Analysis Run 10/11/2024 9:26 AM

Plant Bowen Client: Southern Company Data: Bowen AP-1

Sanitas™ v.10.0.22 Software licensed to Groundwater Stats Consulting. UG

Box & Whiskers Plot

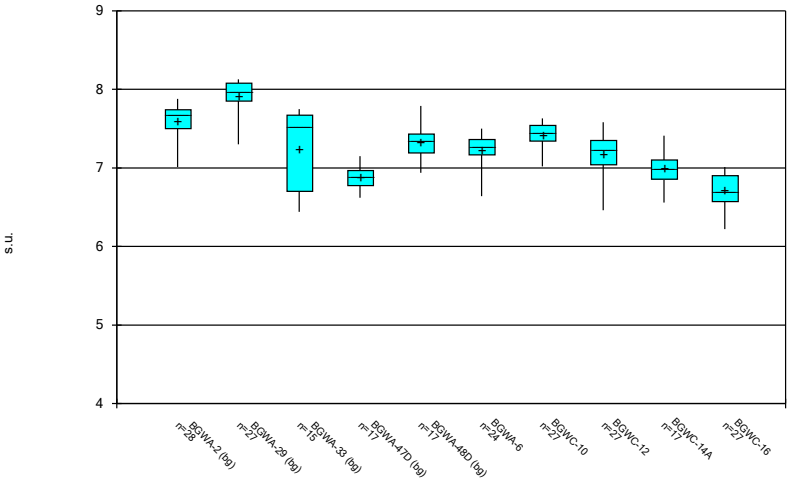

Constituent: pH Analysis Run 10/11/2024 9:26 AM

Plant Bowen Client: Southern Company Data: Bowen AP-1

Sanitas™ v.10.0.22 Software licensed to Groundwater Stats Consulting. UG

Box & Whiskers Plot

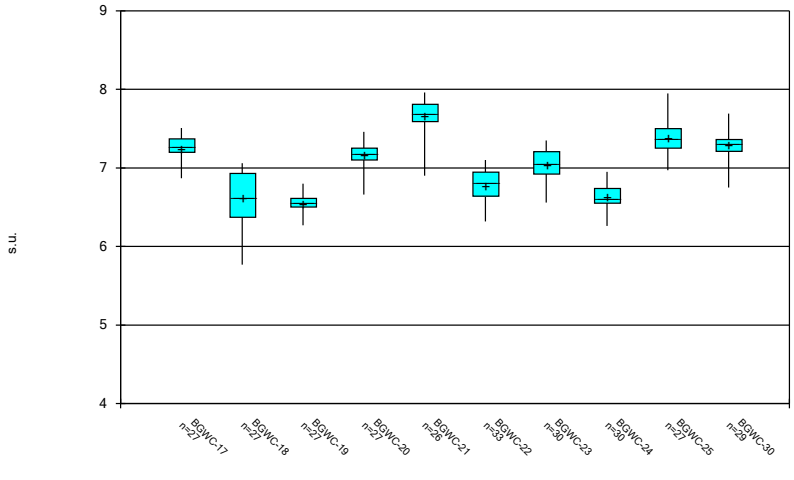

Constituent: pH Analysis Run 10/11/2024 9:26 AM

Plant Bowen Client: Southern Company Data: Bowen AP-1

Sanitas™ v.10.0.22 Software licensed to Groundwater Stats Consulting. UG

Box & Whiskers Plot

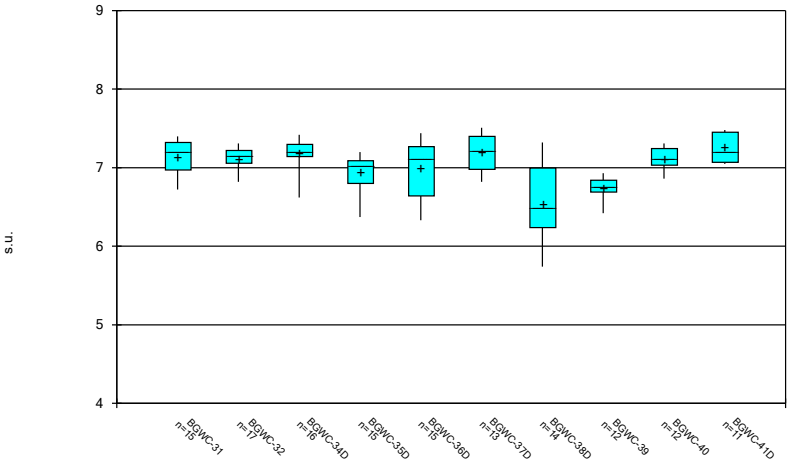

Constituent: pH Analysis Run 10/11/2024 9:26 AM

Plant Bowen Client: Southern Company Data: Bowen AP-1

Sanitas™ v.10.0.22 Software licensed to Groundwater Stats Consulting. UG

Box & Whiskers Plot

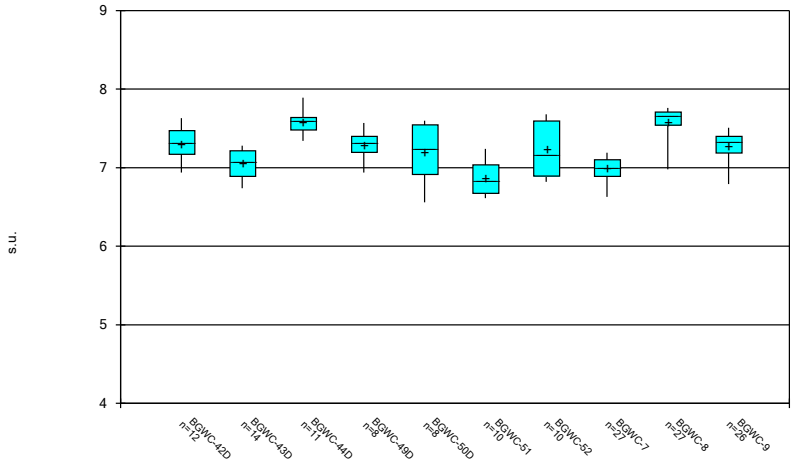

Constituent: pH Analysis Run 10/11/2024 9:26 AM

Plant Bowen Client: Southern Company Data: Bowen AP-1

Sanitas™ v.10.0.22 Software licensed to Groundwater Stats Consulting. UG

Box & Whiskers Plot

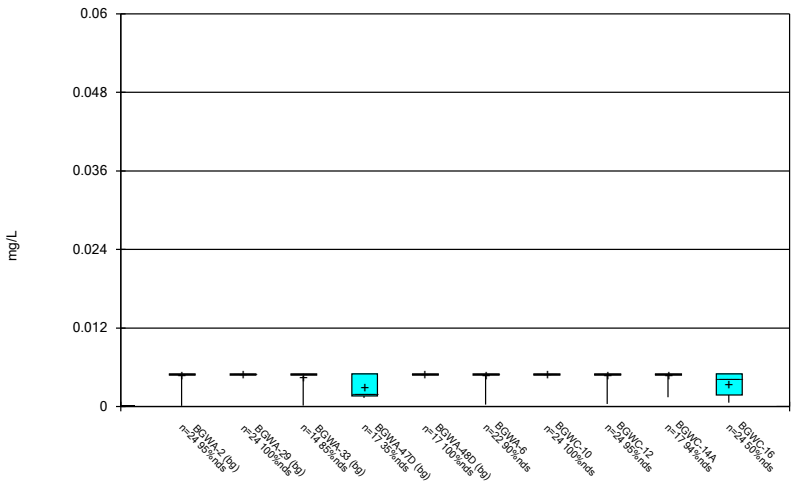

Constituent: Selenium Analysis Run 10/11/2024 9:26 AM

Plant Bowen Client: Southern Company Data: Bowen AP-1

Sanitas™ v.10.0.22 Software licensed to Groundwater Stats Consulting. UG

Box & Whiskers Plot

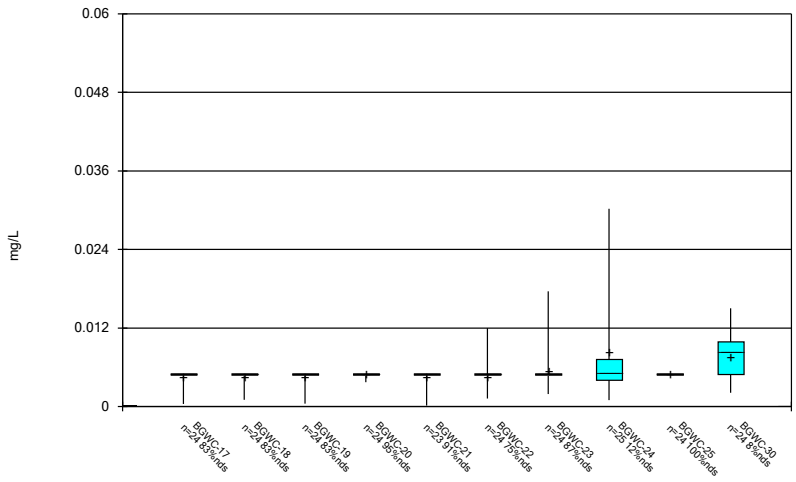

Constituent: Selenium Analysis Run 10/11/2024 9:26 AM

Plant Bowen Client: Southern Company Data: Bowen AP-1

Sanitas™ v.10.0.22 Software licensed to Groundwater Stats Consulting. UG

Box & Whiskers Plot

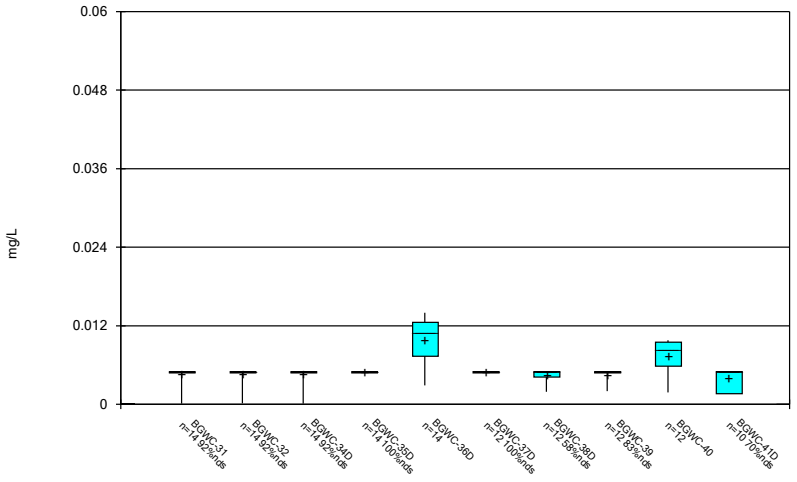

Constituent: Selenium Analysis Run 10/11/2024 9:26 AM

Plant Bowen Client: Southern Company Data: Bowen AP-1

Sanitas™ v.10.0.22 Software licensed to Groundwater Stats Consulting. UG

Box & Whiskers Plot

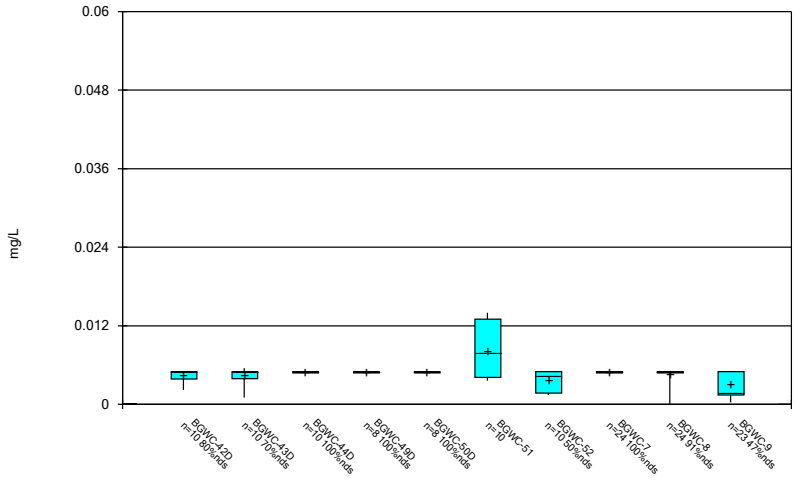

Constituent: Selenium Analysis Run 10/11/2024 9:26 AM

Plant Bowen Client: Southern Company Data: Bowen AP-1

Sanitas™ v.10.0.22 Software licensed to Groundwater Stats Consulting. UG

Box & Whiskers Plot

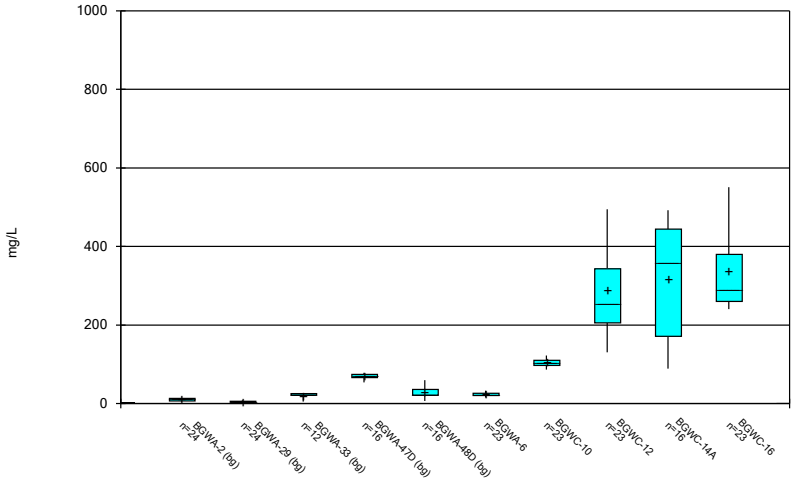

Constituent: Sulfate Analysis Run 10/11/2024 9:26 AM

Plant Bowen Client: Southern Company Data: Bowen AP-1

Sanitas™ v.10.0.22 Software licensed to Groundwater Stats Consulting. UG

Box & Whiskers Plot

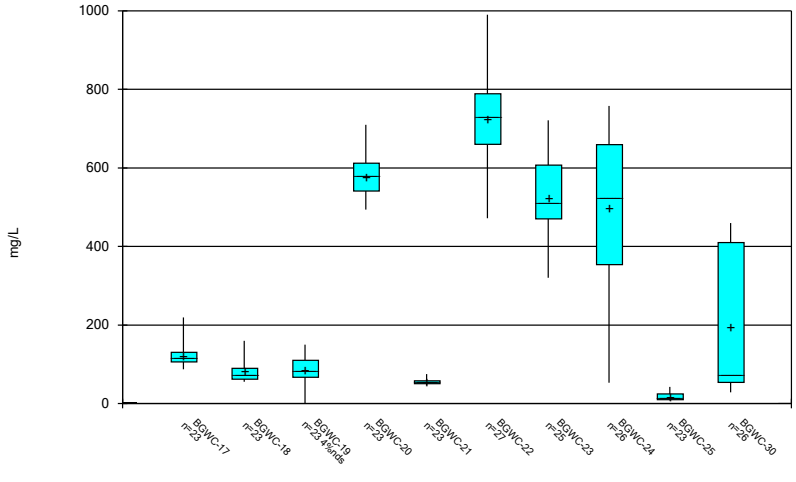

Constituent: Sulfate Analysis Run 10/11/2024 9:26 AM

Plant Bowen Client: Southern Company Data: Bowen AP-1

Sanitas™ v.10.0.22 Software licensed to Groundwater Stats Consulting. UG

Box & Whiskers Plot

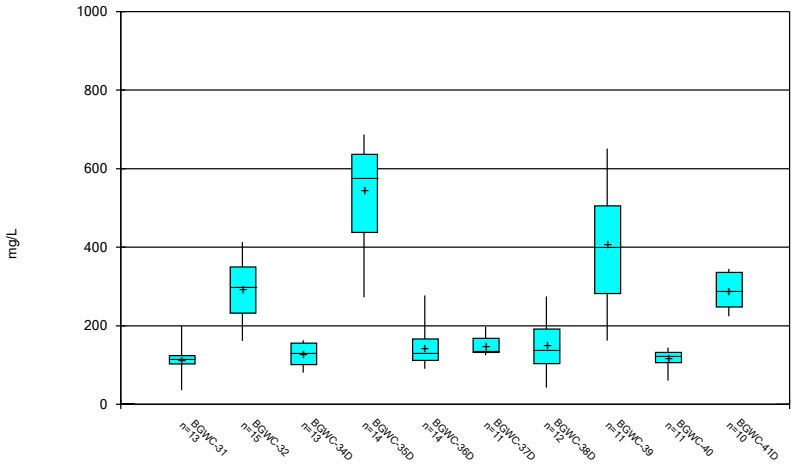

Constituent: Sulfate Analysis Run 10/11/2024 9:26 AM

Plant Bowen Client: Southern Company Data: Bowen AP-1

Sanitas™ v.10.0.22 Software licensed to Groundwater Stats Consulting. UG

Box & Whiskers Plot

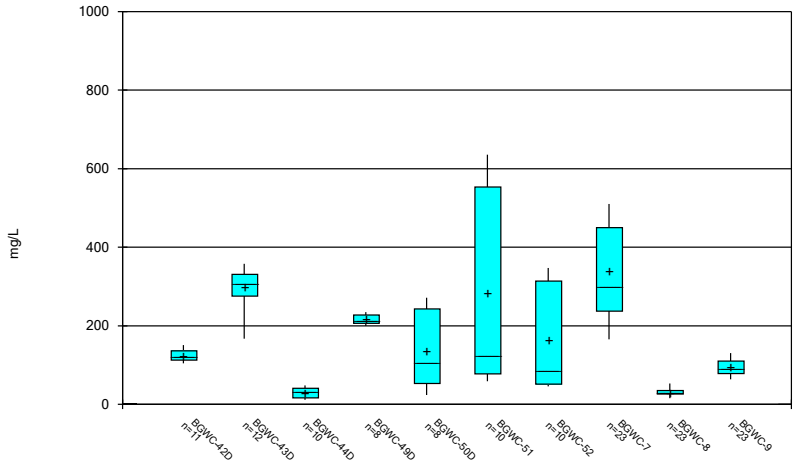

Constituent: Sulfate Analysis Run 10/11/2024 9:26 AM

Plant Bowen Client: Southern Company Data: Bowen AP-1

Sanitas™ v.10.0.22 Software licensed to Groundwater Stats Consulting. UG

Box & Whiskers Plot

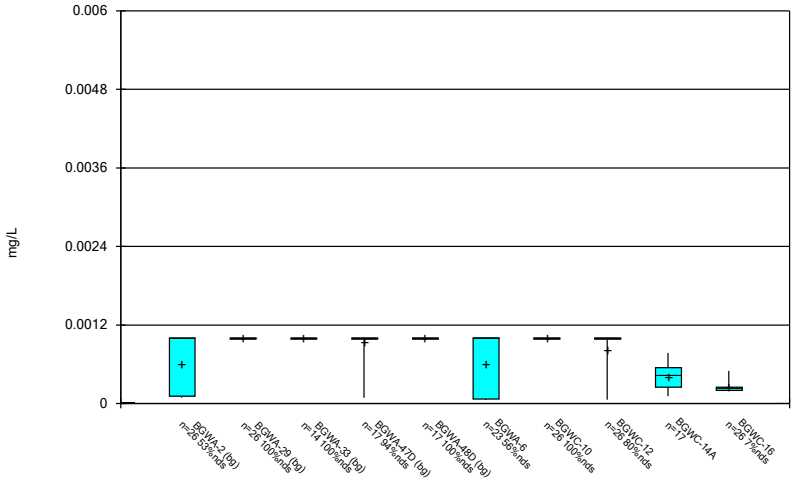

Constituent: Thallium Analysis Run 10/11/2024 9:26 AM

Plant Bowen Client: Southern Company Data: Bowen AP-1

Sanitas™ v.10.0.22 Software licensed to Groundwater Stats Consulting. UG

Box & Whiskers Plot

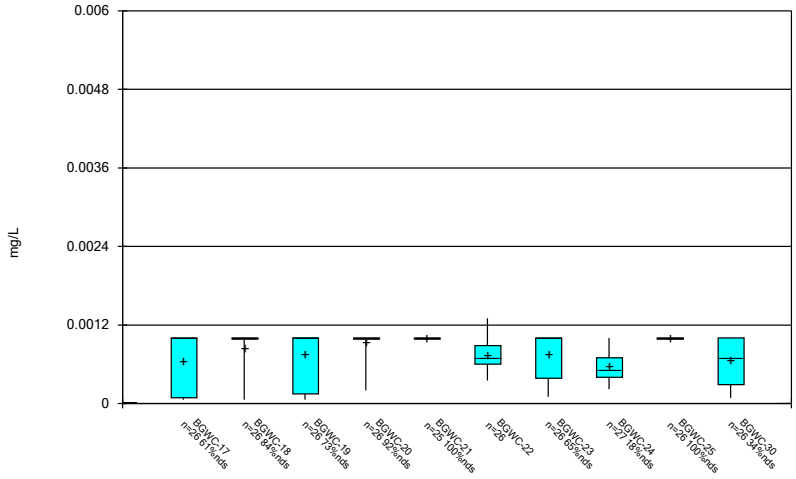

Constituent: Thallium Analysis Run 10/11/2024 9:26 AM

Plant Bowen Client: Southern Company Data: Bowen AP-1

Sanitas™ v.10.0.22 Software licensed to Groundwater Stats Consulting. UG

Box & Whiskers Plot

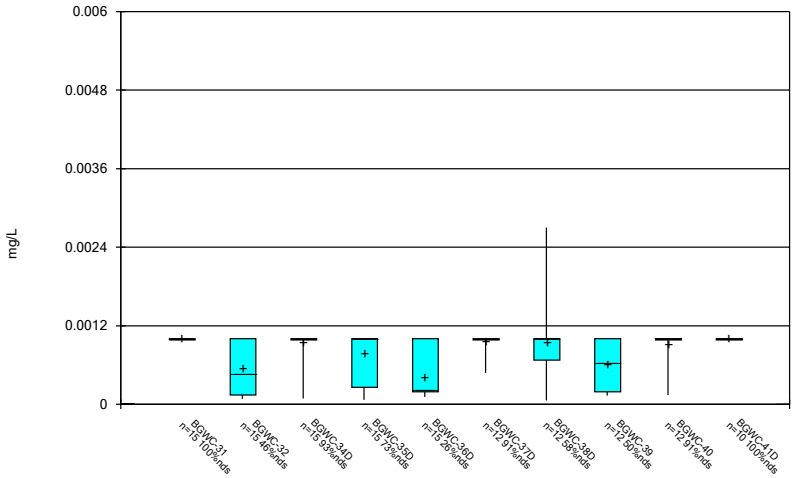

Constituent: Thallium Analysis Run 10/11/2024 9:26 AM

Plant Bowen Client: Southern Company Data: Bowen AP-1

Sanitas™ v.10.0.22 Software licensed to Groundwater Stats Consulting. UG

Box & Whiskers Plot

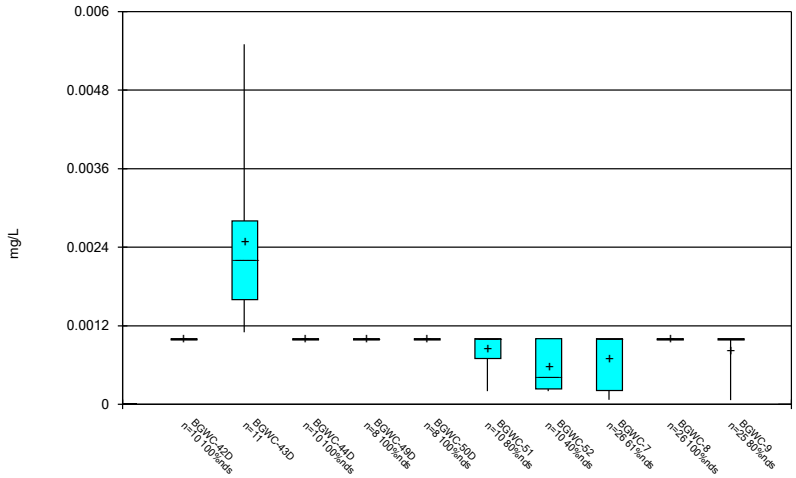

Constituent: Thallium Analysis Run 10/11/2024 9:26 AM

Plant Bowen Client: Southern Company Data: Bowen AP-1

Sanitas™ v.10.0.22 Software licensed to Groundwater Stats Consulting. UG

Box & Whiskers Plot

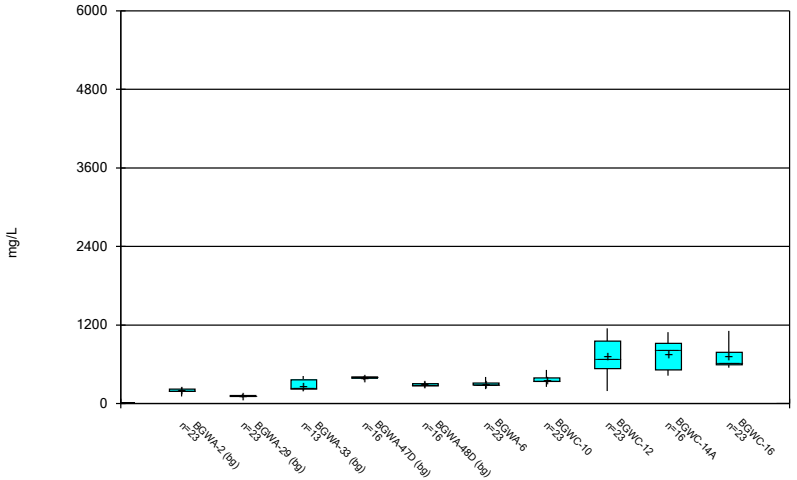

Constituent: Total Dissolved Solids Analysis Run 10/11/2024 9:26 AM
Plant Bowen Client: Southern Company Data: Bowen AP-1

Sanitas™ v.10.0.22 Software licensed to Groundwater Stats Consulting. UG

Box & Whiskers Plot

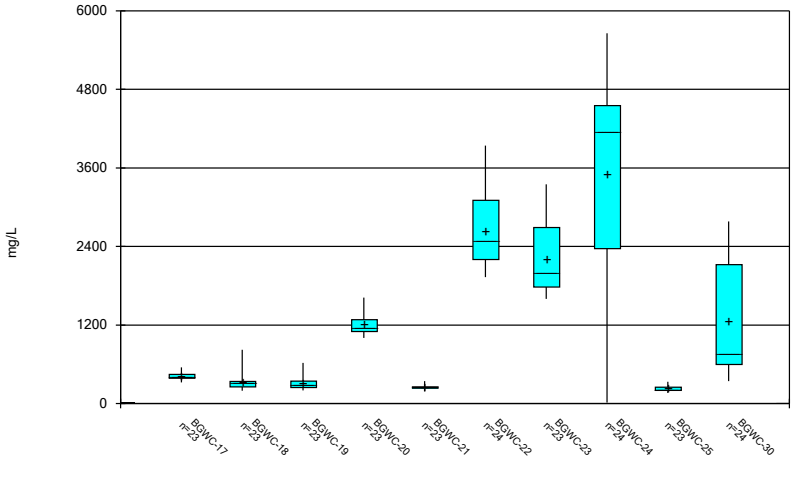

Constituent: Total Dissolved Solids Analysis Run 10/11/2024 9:26 AM
Plant Bowen Client: Southern Company Data: Bowen AP-1

Sanitas™ v.10.0.22 Software licensed to Groundwater Stats Consulting. UG

Box & Whiskers Plot

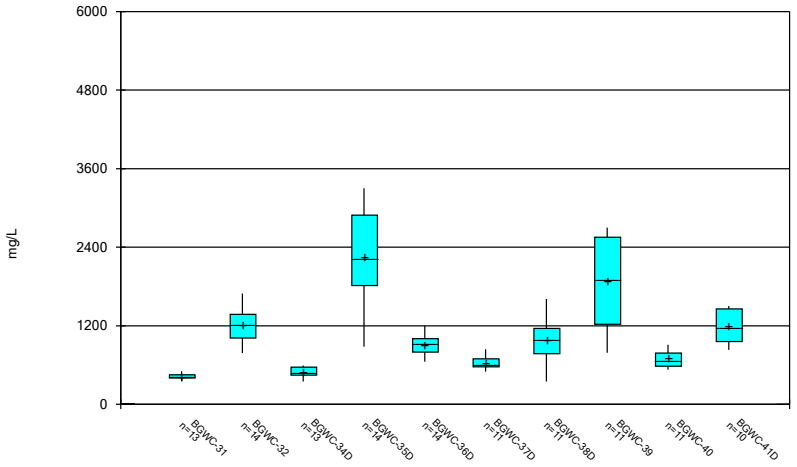

Constituent: Total Dissolved Solids Analysis Run 10/11/2024 9:26 AM
Plant Bowen Client: Southern Company Data: Bowen AP-1

Sanitas™ v.10.0.22 Software licensed to Groundwater Stats Consulting. UG

Box & Whiskers Plot

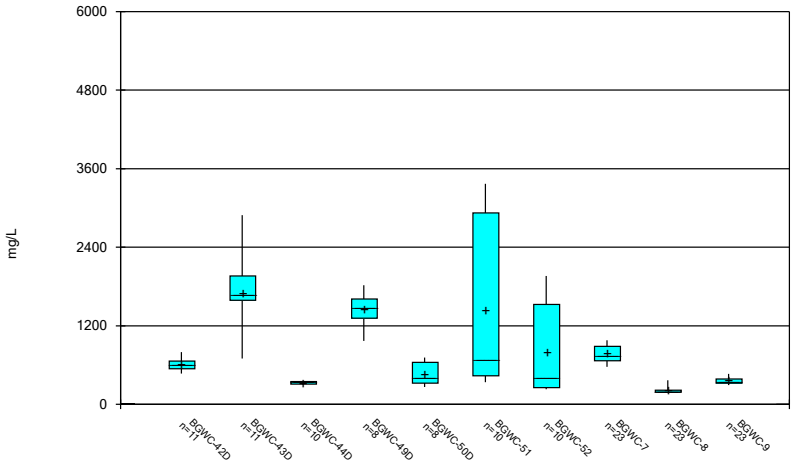

Constituent: Total Dissolved Solids Analysis Run 10/11/2024 9:26 AM
Plant Bowen Client: Southern Company Data: Bowen AP-1

FIGURE C.

Outlier Summary

Plant Bowen Client: Southern Company Data: Bowen AP-1 Printed 10/11/2024, 11:04 AM

	BGWC-24 Antimony (mg/L)	BGWA-33 Boron (mg/L)	BGWA-33 Chloride (mg/L)	BGWC-32 Lithium (mg/L)	BGWC-37D Lithium (mg/L)	BGWC-40 Lithium (mg/L)	BGWC-42D Lithium (mg/L)	BGWA-33 Sulfate (mg/L)	BGWA-29 Total Dissolved Solids (mg/L)
2/14/2017									345 (o)
4/3/2019		0.66 (o)							
9/27/2019			394 (o)					200 (o)	
2/16/2022				<0.15 (o)		<0.15 (o)			
2/17/2022					<0.15 (o)		<0.15 (o)		
8/2/2022	0.015 (o)								

FIGURE D.

Appendix III Interwell Prediction Limits - Significant Results

Plant Bowen Client: Southern Company Data: Bowen AP-1 Printed 10/11/2024, 11:15 AM

Constituent	Well	Upper Lim.	Lower Lim.	Date	Observ.	Sig.	Bg N	Bg Mean	Std. Dev.	%NDs	ND Adj.	Transform	Alpha	Method
Boron (mg/L)	BGWC-10	0.043	n/a	8/20/2024	0.5	Yes	93	n/a	n/a	19.35	n/a	n/a	0.0002211	NP Inter (normality) 1 of 2
Boron (mg/L)	BGWC-12	0.043	n/a	8/19/2024	1.5	Yes	93	n/a	n/a	19.35	n/a	n/a	0.0002211	NP Inter (normality) 1 of 2
Boron (mg/L)	BGWC-14A	0.043	n/a	8/16/2024	1.7	Yes	93	n/a	n/a	19.35	n/a	n/a	0.0002211	NP Inter (normality) 1 of 2
Boron (mg/L)	BGWC-16	0.043	n/a	8/19/2024	2.5	Yes	93	n/a	n/a	19.35	n/a	n/a	0.0002211	NP Inter (normality) 1 of 2
Boron (mg/L)	BGWC-17	0.043	n/a	8/19/2024	1.3	Yes	93	n/a	n/a	19.35	n/a	n/a	0.0002211	NP Inter (normality) 1 of 2
Boron (mg/L)	BGWC-18	0.043	n/a	8/19/2024	0.53	Yes	93	n/a	n/a	19.35	n/a	n/a	0.0002211	NP Inter (normality) 1 of 2
Boron (mg/L)	BGWC-19	0.043	n/a	8/19/2024	0.58	Yes	93	n/a	n/a	19.35	n/a	n/a	0.0002211	NP Inter (normality) 1 of 2
Boron (mg/L)	BGWC-20	0.043	n/a	8/20/2024	5.3	Yes	93	n/a	n/a	19.35	n/a	n/a	0.0002211	NP Inter (normality) 1 of 2
Boron (mg/L)	BGWC-22	0.043	n/a	8/21/2024	12	Yes	93	n/a	n/a	19.35	n/a	n/a	0.0002211	NP Inter (normality) 1 of 2
Boron (mg/L)	BGWC-23	0.043	n/a	8/22/2024	10.7	Yes	93	n/a	n/a	19.35	n/a	n/a	0.0002211	NP Inter (normality) 1 of 2
Boron (mg/L)	BGWC-24	0.043	n/a	8/21/2024	15.9	Yes	93	n/a	n/a	19.35	n/a	n/a	0.0002211	NP Inter (normality) 1 of 2
Boron (mg/L)	BGWC-25	0.043	n/a	8/20/2024	0.27	Yes	93	n/a	n/a	19.35	n/a	n/a	0.0002211	NP Inter (normality) 1 of 2
Boron (mg/L)	BGWC-30	0.043	n/a	8/22/2024	1.4	Yes	93	n/a	n/a	19.35	n/a	n/a	0.0002211	NP Inter (normality) 1 of 2
Boron (mg/L)	BGWC-51	0.043	n/a	8/20/2024	1.4	Yes	93	n/a	n/a	19.35	n/a	n/a	0.0002211	NP Inter (normality) 1 of 2
Boron (mg/L)	BGWC-52	0.043	n/a	8/20/2024	0.45	Yes	93	n/a	n/a	19.35	n/a	n/a	0.0002211	NP Inter (normality) 1 of 2
Boron (mg/L)	BGWC-7	0.043	n/a	8/16/2024	0.77	Yes	93	n/a	n/a	19.35	n/a	n/a	0.0002211	NP Inter (normality) 1 of 2
Boron (mg/L)	BGWC-9	0.043	n/a	8/19/2024	0.5	Yes	93	n/a	n/a	19.35	n/a	n/a	0.0002211	NP Inter (normality) 1 of 2
Calcium (mg/L)	BGWC-12	117	n/a	8/19/2024	204	Yes	93	n/a	n/a	0	n/a	n/a	0.0002211	NP Inter (normality) 1 of 2
Calcium (mg/L)	BGWC-14A	117	n/a	8/16/2024	227	Yes	93	n/a	n/a	0	n/a	n/a	0.0002211	NP Inter (normality) 1 of 2
Calcium (mg/L)	BGWC-16	117	n/a	8/19/2024	233	Yes	93	n/a	n/a	0	n/a	n/a	0.0002211	NP Inter (normality) 1 of 2
Calcium (mg/L)	BGWC-20	117	n/a	8/20/2024	345	Yes	93	n/a	n/a	0	n/a	n/a	0.0002211	NP Inter (normality) 1 of 2
Calcium (mg/L)	BGWC-22	117	n/a	8/21/2024	710	Yes	93	n/a	n/a	0	n/a	n/a	0.0002211	NP Inter (normality) 1 of 2
Calcium (mg/L)	BGWC-23	117	n/a	8/22/2024	391	Yes	93	n/a	n/a	0	n/a	n/a	0.0002211	NP Inter (normality) 1 of 2
Calcium (mg/L)	BGWC-24	117	n/a	8/21/2024	352	Yes	93	n/a	n/a	0	n/a	n/a	0.0002211	NP Inter (normality) 1 of 2
Calcium (mg/L)	BGWC-7	117	n/a	8/16/2024	120	Yes	93	n/a	n/a	0	n/a	n/a	0.0002211	NP Inter (normality) 1 of 2
Chloride (mg/L)	BGWC-10	8.782	n/a	8/20/2024	29.8	Yes	92	1.851	0.5238	0	None	sqrt(x)	0.000396	Param Inter 1 of 2
Chloride (mg/L)	BGWC-12	8.782	n/a	8/19/2024	14.3	Yes	92	1.851	0.5238	0	None	sqrt(x)	0.000396	Param Inter 1 of 2
Chloride (mg/L)	BGWC-14A	8.782	n/a	8/16/2024	19.7	Yes	92	1.851	0.5238	0	None	sqrt(x)	0.000396	Param Inter 1 of 2
Chloride (mg/L)	BGWC-16	8.782	n/a	8/19/2024	16.3	Yes	92	1.851	0.5238	0	None	sqrt(x)	0.000396	Param Inter 1 of 2
Chloride (mg/L)	BGWC-17	8.782	n/a	8/19/2024	41.7	Yes	92	1.851	0.5238	0	None	sqrt(x)	0.000396	Param Inter 1 of 2
Chloride (mg/L)	BGWC-20	8.782	n/a	8/20/2024	135	Yes	92	1.851	0.5238	0	None	sqrt(x)	0.000396	Param Inter 1 of 2
Chloride (mg/L)	BGWC-22	8.782	n/a	8/21/2024	815	Yes	92	1.851	0.5238	0	None	sqrt(x)	0.000396	Param Inter 1 of 2
Chloride (mg/L)	BGWC-23	8.782	n/a	8/22/2024	482	Yes	92	1.851	0.5238	0	None	sqrt(x)	0.000396	Param Inter 1 of 2
Chloride (mg/L)	BGWC-24	8.782	n/a	8/21/2024	352	Yes	92	1.851	0.5238	0	None	sqrt(x)	0.000396	Param Inter 1 of 2
Chloride (mg/L)	BGWC-25	8.782	n/a	8/20/2024	34	Yes	92	1.851	0.5238	0	None	sqrt(x)	0.000396	Param Inter 1 of 2
Chloride (mg/L)	BGWC-30	8.782	n/a	8/22/2024	72.4	Yes	92	1.851	0.5238	0	None	sqrt(x)	0.000396	Param Inter 1 of 2
Chloride (mg/L)	BGWC-51	8.782	n/a	8/20/2024	41.9	Yes	92	1.851	0.5238	0	None	sqrt(x)	0.000396	Param Inter 1 of 2
Chloride (mg/L)	BGWC-52	8.782	n/a	8/20/2024	15.4	Yes	92	1.851	0.5238	0	None	sqrt(x)	0.000396	Param Inter 1 of 2
Chloride (mg/L)	BGWC-9	8.782	n/a	8/19/2024	11.7	Yes	92	1.851	0.5238	0	None	sqrt(x)	0.000396	Param Inter 1 of 2
pH (s.u.)	BGWC-16	8.388	6.555	8/19/2024	6.48	Yes	104	7.471	0.4335	0	None	No	0.000198	Param Inter 1 of 2
pH (s.u.)	BGWC-22	8.388	6.555	8/21/2024	6.32	Yes	104	7.471	0.4335	0	None	No	0.000198	Param Inter 1 of 2
pH (s.u.)	BGWC-24	8.388	6.555	8/21/2024	6.38	Yes	104	7.471	0.4335	0	None	No	0.000198	Param Inter 1 of 2
Sulfate (mg/L)	BGWC-12	137.3	n/a	8/19/2024	419	Yes	92	2.619	1.084	0	None	ln(x)	0.000396	Param Inter 1 of 2
Sulfate (mg/L)	BGWC-14A	137.3	n/a	8/16/2024	492	Yes	92	2.619	1.084	0	None	ln(x)	0.000396	Param Inter 1 of 2
Sulfate (mg/L)	BGWC-16	137.3	n/a	8/19/2024	519	Yes	92	2.619	1.084	0	None	ln(x)	0.000396	Param Inter 1 of 2
Sulfate (mg/L)	BGWC-17	137.3	n/a	8/19/2024	138	Yes	92	2.619	1.084	0	None	ln(x)	0.000396	Param Inter 1 of 2
Sulfate (mg/L)	BGWC-20	137.3	n/a	8/20/2024	623	Yes	92	2.619	1.084	0	None	ln(x)	0.000396	Param Inter 1 of 2
Sulfate (mg/L)	BGWC-22	137.3	n/a	8/21/2024	537	Yes	92	2.619	1.084	0	None	ln(x)	0.000396	Param Inter 1 of 2
Sulfate (mg/L)	BGWC-23	137.3	n/a	8/22/2024	426	Yes	92	2.619	1.084	0	None	ln(x)	0.000396	Param Inter 1 of 2
Sulfate (mg/L)	BGWC-24	137.3	n/a	8/21/2024	242	Yes	92	2.619	1.084	0	None	ln(x)	0.000396	Param Inter 1 of 2
Sulfate (mg/L)	BGWC-7	137.3	n/a	8/16/2024	165	Yes	92	2.619	1.084	0	None	ln(x)	0.000396	Param Inter 1 of 2
Total Dissolved Solids (mg/L)	BGWC-12	421	n/a	8/19/2024	1090	Yes	91	n/a	n/a	0	n/a	n/a	0.0002297	NP Inter (normality) 1 of 2
Total Dissolved Solids (mg/L)	BGWC-14A	421	n/a	8/16/2024	1070	Yes	91	n/a	n/a	0	n/a	n/a	0.0002297	NP Inter (normality) 1 of 2
Total Dissolved Solids (mg/L)	BGWC-16	421	n/a	8/19/2024	1110	Yes	91	n/a	n/a	0	n/a	n/a	0.0002297	NP Inter (normality) 1 of 2
Total Dissolved Solids (mg/L)	BGWC-17	421	n/a	8/19/2024	524	Yes	91	n/a	n/a	0	n/a	n/a	0.0002297	NP Inter (normality) 1 of 2

Appendix III Interwell Prediction Limits - Significant Results

Plant Bowen Client: Southern Company Data: Bowen AP-1 Printed 10/11/2024, 11:15 AM

Constituent	Well	Upper Lim.	Lower Lim.	Date	Observ.	Sig.	Bg N	Bg Mean	Std. Dev.	%NDs	ND Adj.	Transform	Alpha	Method
Total Dissolved Solids (mg/L)	**BGWC-20**	**421**	**n/a**	**8/20/2024**	**1620**	**Yes**	**91**	**n/a**	**n/a**	**0**	**n/a**	**n/a**	**0.0002297**	**NP Inter (normality) 1 of 2**
Total Dissolved Solids (mg/L)	**BGWC-22**	**421**	**n/a**	**8/21/2024**	**2950**	**Yes**	**91**	**n/a**	**n/a**	**0**	**n/a**	**n/a**	**0.0002297**	**NP Inter (normality) 1 of 2**
Total Dissolved Solids (mg/L)	**BGWC-23**	**421**	**n/a**	**8/22/2024**	**2340**	**Yes**	**91**	**n/a**	**n/a**	**0**	**n/a**	**n/a**	**0.0002297**	**NP Inter (normality) 1 of 2**
Total Dissolved Solids (mg/L)	**BGWC-24**	**421**	**n/a**	**8/21/2024**	**1440**	**Yes**	**91**	**n/a**	**n/a**	**0**	**n/a**	**n/a**	**0.0002297**	**NP Inter (normality) 1 of 2**
Total Dissolved Solids (mg/L)	**BGWC-7**	**421**	**n/a**	**8/16/2024**	**578**	**Yes**	**91**	**n/a**	**n/a**	**0**	**n/a**	**n/a**	**0.0002297**	**NP Inter (normality) 1 of 2**
Total Dissolved Solids (mg/L)	**BGWC-9**	**421**	**n/a**	**8/19/2024**	**463**	**Yes**	**91**	**n/a**	**n/a**	**0**	**n/a**	**n/a**	**0.0002297**	**NP Inter (normality) 1 of 2**

Appendix III Interwell Prediction Limits - All Results

Plant Bowen Client: Southern Company Data: Bowen AP-1 Printed 10/11/2024, 11:15 AM

Constituent	Well	Upper Lim.	Lower Lim.	Date	Observ.	Sig.	Bg N	Bg Mean	Std. Dev.	%NDs	ND Adj.	Transform	Alpha	Method
Boron (mg/L)	**BGWC-10**	**0.043**	**n/a**	**8/20/2024**	**0.5**	**Yes**	**93**	**n/a**	**n/a**	**19.35**	**n/a**	**n/a**	**0.0002211**	**NP Inter (normality) 1 of 2**
Boron (mg/L)	**BGWC-12**	**0.043**	**n/a**	**8/19/2024**	**1.5**	**Yes**	**93**	**n/a**	**n/a**	**19.35**	**n/a**	**n/a**	**0.0002211**	**NP Inter (normality) 1 of 2**
Boron (mg/L)	**BGWC-14A**	**0.043**	**n/a**	**8/16/2024**	**1.7**	**Yes**	**93**	**n/a**	**n/a**	**19.35**	**n/a**	**n/a**	**0.0002211**	**NP Inter (normality) 1 of 2**
Boron (mg/L)	**BGWC-16**	**0.043**	**n/a**	**8/19/2024**	**2.5**	**Yes**	**93**	**n/a**	**n/a**	**19.35**	**n/a**	**n/a**	**0.0002211**	**NP Inter (normality) 1 of 2**
Boron (mg/L)	**BGWC-17**	**0.043**	**n/a**	**8/19/2024**	**1.3**	**Yes**	**93**	**n/a**	**n/a**	**19.35**	**n/a**	**n/a**	**0.0002211**	**NP Inter (normality) 1 of 2**
Boron (mg/L)	**BGWC-18**	**0.043**	**n/a**	**8/19/2024**	**0.53**	**Yes**	**93**	**n/a**	**n/a**	**19.35**	**n/a**	**n/a**	**0.0002211**	**NP Inter (normality) 1 of 2**
Boron (mg/L)	**BGWC-19**	**0.043**	**n/a**	**8/19/2024**	**0.58**	**Yes**	**93**	**n/a**	**n/a**	**19.35**	**n/a**	**n/a**	**0.0002211**	**NP Inter (normality) 1 of 2**
Boron (mg/L)	**BGWC-20**	**0.043**	**n/a**	**8/20/2024**	**5.3**	**Yes**	**93**	**n/a**	**n/a**	**19.35**	**n/a**	**n/a**	**0.0002211**	**NP Inter (normality) 1 of 2**
Boron (mg/L)	BGWC-21	0.043	n/a	8/22/2024	0.028J	No	93	n/a	n/a	19.35	n/a	n/a	0.0002211	NP Inter (normality) 1 of 2
Boron (mg/L)	**BGWC-22**	**0.043**	**n/a**	**8/21/2024**	**12**	**Yes**	**93**	**n/a**	**n/a**	**19.35**	**n/a**	**n/a**	**0.0002211**	**NP Inter (normality) 1 of 2**
Boron (mg/L)	**BGWC-23**	**0.043**	**n/a**	**8/22/2024**	**10.7**	**Yes**	**93**	**n/a**	**n/a**	**19.35**	**n/a**	**n/a**	**0.0002211**	**NP Inter (normality) 1 of 2**
Boron (mg/L)	**BGWC-24**	**0.043**	**n/a**	**8/21/2024**	**15.9**	**Yes**	**93**	**n/a**	**n/a**	**19.35**	**n/a**	**n/a**	**0.0002211**	**NP Inter (normality) 1 of 2**
Boron (mg/L)	**BGWC-25**	**0.043**	**n/a**	**8/20/2024**	**0.27**	**Yes**	**93**	**n/a**	**n/a**	**19.35**	**n/a**	**n/a**	**0.0002211**	**NP Inter (normality) 1 of 2**
Boron (mg/L)	**BGWC-30**	**0.043**	**n/a**	**8/22/2024**	**1.4**	**Yes**	**93**	**n/a**	**n/a**	**19.35**	**n/a**	**n/a**	**0.0002211**	**NP Inter (normality) 1 of 2**
Boron (mg/L)	**BGWC-51**	**0.043**	**n/a**	**8/20/2024**	**1.4**	**Yes**	**93**	**n/a**	**n/a**	**19.35**	**n/a**	**n/a**	**0.0002211**	**NP Inter (normality) 1 of 2**
Boron (mg/L)	**BGWC-52**	**0.043**	**n/a**	**8/20/2024**	**0.45**	**Yes**	**93**	**n/a**	**n/a**	**19.35**	**n/a**	**n/a**	**0.0002211**	**NP Inter (normality) 1 of 2**
Boron (mg/L)	**BGWC-7**	**0.043**	**n/a**	**8/16/2024**	**0.77**	**Yes**	**93**	**n/a**	**n/a**	**19.35**	**n/a**	**n/a**	**0.0002211**	**NP Inter (normality) 1 of 2**
Boron (mg/L)	BGWC-8	0.043	n/a	8/16/2024	0.023J	No	93	n/a	n/a	19.35	n/a	n/a	0.0002211	NP Inter (normality) 1 of 2
Boron (mg/L)	**BGWC-9**	**0.043**	**n/a**	**8/19/2024**	**0.5**	**Yes**	**93**	**n/a**	**n/a**	**19.35**	**n/a**	**n/a**	**0.0002211**	**NP Inter (normality) 1 of 2**
Calcium (mg/L)	BGWC-10	117	n/a	8/20/2024	73.1	No	93	n/a	n/a	0	n/a	n/a	0.0002211	NP Inter (normality) 1 of 2
Calcium (mg/L)	**BGWC-12**	**117**	**n/a**	**8/19/2024**	**204**	**Yes**	**93**	**n/a**	**n/a**	**0**	**n/a**	**n/a**	**0.0002211**	**NP Inter (normality) 1 of 2**
Calcium (mg/L)	**BGWC-14A**	**117**	**n/a**	**8/16/2024**	**227**	**Yes**	**93**	**n/a**	**n/a**	**0**	**n/a**	**n/a**	**0.0002211**	**NP Inter (normality) 1 of 2**
Calcium (mg/L)	**BGWC-16**	**117**	**n/a**	**8/19/2024**	**233**	**Yes**	**93**	**n/a**	**n/a**	**0**	**n/a**	**n/a**	**0.0002211**	**NP Inter (normality) 1 of 2**
Calcium (mg/L)	BGWC-17	117	n/a	8/19/2024	96	No	93	n/a	n/a	0	n/a	n/a	0.0002211	NP Inter (normality) 1 of 2
Calcium (mg/L)	BGWC-18	117	n/a	8/19/2024	68.4	No	93	n/a	n/a	0	n/a	n/a	0.0002211	NP Inter (normality) 1 of 2
Calcium (mg/L)	BGWC-19	117	n/a	8/19/2024	84.7	No	93	n/a	n/a	0	n/a	n/a	0.0002211	NP Inter (normality) 1 of 2
Calcium (mg/L)	**BGWC-20**	**117**	**n/a**	**8/20/2024**	**345**	**Yes**	**93**	**n/a**	**n/a**	**0**	**n/a**	**n/a**	**0.0002211**	**NP Inter (normality) 1 of 2**
Calcium (mg/L)	BGWC-21	117	n/a	8/22/2024	47.9	No	93	n/a	n/a	0	n/a	n/a	0.0002211	NP Inter (normality) 1 of 2
Calcium (mg/L)	**BGWC-22**	**117**	**n/a**	**8/21/2024**	**710**	**Yes**	**93**	**n/a**	**n/a**	**0**	**n/a**	**n/a**	**0.0002211**	**NP Inter (normality) 1 of 2**
Calcium (mg/L)	**BGWC-23**	**117**	**n/a**	**8/22/2024**	**391**	**Yes**	**93**	**n/a**	**n/a**	**0**	**n/a**	**n/a**	**0.0002211**	**NP Inter (normality) 1 of 2**
Calcium (mg/L)	**BGWC-24**	**117**	**n/a**	**8/21/2024**	**352**	**Yes**	**93**	**n/a**	**n/a**	**0**	**n/a**	**n/a**	**0.0002211**	**NP Inter (normality) 1 of 2**
Calcium (mg/L)	BGWC-25	117	n/a	8/20/2024	72	No	93	n/a	n/a	0	n/a	n/a	0.0002211	NP Inter (normality) 1 of 2
Calcium (mg/L)	BGWC-30	117	n/a	8/22/2024	69.5	No	93	n/a	n/a	0	n/a	n/a	0.0002211	NP Inter (normality) 1 of 2
Calcium (mg/L)	BGWC-51	117	n/a	8/20/2024	84.2	No	93	n/a	n/a	0	n/a	n/a	0.0002211	NP Inter (normality) 1 of 2
Calcium (mg/L)	BGWC-52	117	n/a	8/20/2024	53.4	No	93	n/a	n/a	0	n/a	n/a	0.0002211	NP Inter (normality) 1 of 2
Calcium (mg/L)	**BGWC-7**	**117**	**n/a**	**8/16/2024**	**120**	**Yes**	**93**	**n/a**	**n/a**	**0**	**n/a**	**n/a**	**0.0002211**	**NP Inter (normality) 1 of 2**
Calcium (mg/L)	BGWC-8	117	n/a	8/16/2024	42.8	No	93	n/a	n/a	0	n/a	n/a	0.0002211	NP Inter (normality) 1 of 2
Calcium (mg/L)	BGWC-9	117	n/a	8/19/2024	74.8	No	93	n/a	n/a	0	n/a	n/a	0.0002211	NP Inter (normality) 1 of 2
Chloride (mg/L)	**BGWC-10**	**8.782**	**n/a**	**8/20/2024**	**29.8**	**Yes**	**92**	**1.851**	**0.5238**	**0**	**None**	**sqrt(x)**	**0.000396**	**Param Inter 1 of 2**
Chloride (mg/L)	**BGWC-12**	**8.782**	**n/a**	**8/19/2024**	**14.3**	**Yes**	**92**	**1.851**	**0.5238**	**0**	**None**	**sqrt(x)**	**0.000396**	**Param Inter 1 of 2**
Chloride (mg/L)	**BGWC-14A**	**8.782**	**n/a**	**8/16/2024**	**19.7**	**Yes**	**92**	**1.851**	**0.5238**	**0**	**None**	**sqrt(x)**	**0.000396**	**Param Inter 1 of 2**
Chloride (mg/L)	**BGWC-16**	**8.782**	**n/a**	**8/19/2024**	**16.3**	**Yes**	**92**	**1.851**	**0.5238**	**0**	**None**	**sqrt(x)**	**0.000396**	**Param Inter 1 of 2**
Chloride (mg/L)	**BGWC-17**	**8.782**	**n/a**	**8/19/2024**	**41.7**	**Yes**	**92**	**1.851**	**0.5238**	**0**	**None**	**sqrt(x)**	**0.000396**	**Param Inter 1 of 2**
Chloride (mg/L)	BGWC-18	8.782	n/a	8/19/2024	7	No	92	1.851	0.5238	0	None	sqrt(x)	0.000396	Param Inter 1 of 2
Chloride (mg/L)	BGWC-19	8.782	n/a	8/19/2024	0.5ND	No	92	1.851	0.5238	0	None	sqrt(x)	0.000396	Param Inter 1 of 2
Chloride (mg/L)	**BGWC-20**	**8.782**	**n/a**	**8/20/2024**	**135**	**Yes**	**92**	**1.851**	**0.5238**	**0**	**None**	**sqrt(x)**	**0.000396**	**Param Inter 1 of 2**
Chloride (mg/L)	BGWC-21	8.782	n/a	8/22/2024	5.2	No	92	1.851	0.5238	0	None	sqrt(x)	0.000396	Param Inter 1 of 2
Chloride (mg/L)	**BGWC-22**	**8.782**	**n/a**	**8/21/2024**	**815**	**Yes**	**92**	**1.851**	**0.5238**	**0**	**None**	**sqrt(x)**	**0.000396**	**Param Inter 1 of 2**
Chloride (mg/L)	**BGWC-23**	**8.782**	**n/a**	**8/22/2024**	**482**	**Yes**	**92**	**1.851**	**0.5238**	**0**	**None**	**sqrt(x)**	**0.000396**	**Param Inter 1 of 2**
Chloride (mg/L)	**BGWC-24**	**8.782**	**n/a**	**8/21/2024**	**352**	**Yes**	**92**	**1.851**	**0.5238**	**0**	**None**	**sqrt(x)**	**0.000396**	**Param Inter 1 of 2**
Chloride (mg/L)	**BGWC-25**	**8.782**	**n/a**	**8/20/2024**	**34**	**Yes**	**92**	**1.851**	**0.5238**	**0**	**None**	**sqrt(x)**	**0.000396**	**Param Inter 1 of 2**
Chloride (mg/L)	**BGWC-30**	**8.782**	**n/a**	**8/22/2024**	**72.4**	**Yes**	**92**	**1.851**	**0.5238**	**0**	**None**	**sqrt(x)**	**0.000396**	**Param Inter 1 of 2**
Chloride (mg/L)	**BGWC-51**	**8.782**	**n/a**	**8/20/2024**	**41.9**	**Yes**	**92**	**1.851**	**0.5238**	**0**	**None**	**sqrt(x)**	**0.000396**	**Param Inter 1 of 2**
Chloride (mg/L)	**BGWC-52**	**8.782**	**n/a**	**8/20/2024**	**15.4**	**Yes**	**92**	**1.851**	**0.5238**	**0**	**None**	**sqrt(x)**	**0.000396**	**Param Inter 1 of 2**
Chloride (mg/L)	BGWC-7	8.782	n/a	8/16/2024	6.7	No	92	1.851	0.5238	0	None	sqrt(x)	0.000396	Param Inter 1 of 2

Appendix III Interwell Prediction Limits - All Results

Plant Bowen Client: Southern Company Data: Bowen AP-1 Printed 10/11/2024, 11:15 AM

Constituent	Well	Upper Lim.	Lower Lim.	Date	Observ.	Sig.	Bg N	Bg Mean	Std. Dev.	%NDs	ND Adj.	Transform	Alpha	Method
Chloride (mg/L)	BGWC-8	8.782	n/a	8/16/2024	1.6	No	92	1.851	0.5238	0	None	sqrt(x)	0.000396	Param Inter 1 of 2
Chloride (mg/L)	**BGWC-9**	**8.782**	**n/a**	**8/19/2024**	**11.7**	**Yes**	**92**	**1.851**	**0.5238**	**0**	**None**	**sqrt(x)**	**0.000396**	**Param Inter 1 of 2**
Fluoride (mg/L)	BGWC-10	0.57	n/a	8/20/2024	0.067J	No	103	n/a	n/a	43.69	n/a	n/a	0.0001823	NP Inter (normality) 1 of 2
Fluoride (mg/L)	BGWC-12	0.57	n/a	8/19/2024	0.088J	No	103	n/a	n/a	43.69	n/a	n/a	0.0001823	NP Inter (normality) 1 of 2
Fluoride (mg/L)	BGWC-14A	0.57	n/a	8/16/2024	0.082J	No	103	n/a	n/a	43.69	n/a	n/a	0.0001823	NP Inter (normality) 1 of 2
Fluoride (mg/L)	BGWC-16	0.57	n/a	8/19/2024	0.1	No	103	n/a	n/a	43.69	n/a	n/a	0.0001823	NP Inter (normality) 1 of 2
Fluoride (mg/L)	BGWC-17	0.57	n/a	8/19/2024	0.14	No	103	n/a	n/a	43.69	n/a	n/a	0.0001823	NP Inter (normality) 1 of 2
Fluoride (mg/L)	BGWC-18	0.57	n/a	8/19/2024	0.081J	No	103	n/a	n/a	43.69	n/a	n/a	0.0001823	NP Inter (normality) 1 of 2
Fluoride (mg/L)	BGWC-19	0.57	n/a	8/19/2024	0.1ND	No	103	n/a	n/a	43.69	n/a	n/a	0.0001823	NP Inter (normality) 1 of 2
Fluoride (mg/L)	BGWC-20	0.57	n/a	8/20/2024	0.072J	No	103	n/a	n/a	43.69	n/a	n/a	0.0001823	NP Inter (normality) 1 of 2
Fluoride (mg/L)	BGWC-21	0.57	n/a	8/22/2024	0.1ND	No	103	n/a	n/a	43.69	n/a	n/a	0.0001823	NP Inter (normality) 1 of 2
Fluoride (mg/L)	BGWC-22	0.57	n/a	8/21/2024	0.22	No	103	n/a	n/a	43.69	n/a	n/a	0.0001823	NP Inter (normality) 1 of 2
Fluoride (mg/L)	BGWC-23	0.57	n/a	8/22/2024	0.1ND	No	103	n/a	n/a	43.69	n/a	n/a	0.0001823	NP Inter (normality) 1 of 2
Fluoride (mg/L)	BGWC-24	0.57	n/a	8/21/2024	0.17	No	103	n/a	n/a	43.69	n/a	n/a	0.0001823	NP Inter (normality) 1 of 2
Fluoride (mg/L)	BGWC-25	0.57	n/a	8/20/2024	0.055J	No	103	n/a	n/a	43.69	n/a	n/a	0.0001823	NP Inter (normality) 1 of 2
Fluoride (mg/L)	BGWC-30	0.57	n/a	8/22/2024	0.087J	No	103	n/a	n/a	43.69	n/a	n/a	0.0001823	NP Inter (normality) 1 of 2
Fluoride (mg/L)	BGWC-51	0.57	n/a	8/20/2024	0.18	No	103	n/a	n/a	43.69	n/a	n/a	0.0001823	NP Inter (normality) 1 of 2
Fluoride (mg/L)	BGWC-52	0.57	n/a	8/20/2024	0.14	No	103	n/a	n/a	43.69	n/a	n/a	0.0001823	NP Inter (normality) 1 of 2
Fluoride (mg/L)	BGWC-7	0.57	n/a	8/16/2024	0.17	No	103	n/a	n/a	43.69	n/a	n/a	0.0001823	NP Inter (normality) 1 of 2
Fluoride (mg/L)	BGWC-8	0.57	n/a	8/16/2024	0.066J	No	103	n/a	n/a	43.69	n/a	n/a	0.0001823	NP Inter (normality) 1 of 2
Fluoride (mg/L)	BGWC-9	0.57	n/a	8/19/2024	0.1	No	103	n/a	n/a	43.69	n/a	n/a	0.0001823	NP Inter (normality) 1 of 2
pH (s.u.)	BGWC-10	8.388	6.555	8/20/2024	7.18	No	104	7.471	0.4335	0	None	No	0.000198	Param Inter 1 of 2
pH (s.u.)	BGWC-12	8.388	6.555	8/19/2024	6.95	No	104	7.471	0.4335	0	None	No	0.000198	Param Inter 1 of 2
pH (s.u.)	BGWC-14A	8.388	6.555	8/16/2024	6.83	No	104	7.471	0.4335	0	None	No	0.000198	Param Inter 1 of 2
pH (s.u.)	**BGWC-16**	**8.388**	**6.555**	**8/19/2024**	**6.48**	**Yes**	**104**	**7.471**	**0.4335**	**0**	**None**	**No**	**0.000198**	**Param Inter 1 of 2**
pH (s.u.)	BGWC-17	8.388	6.555	8/19/2024	7.26	No	104	7.471	0.4335	0	None	No	0.000198	Param Inter 1 of 2
pH (s.u.)	BGWC-18	8.388	6.555	8/19/2024	6.74	No	104	7.471	0.4335	0	None	No	0.000198	Param Inter 1 of 2
pH (s.u.)	BGWC-19	8.388	6.555	8/19/2024	6.8	No	104	7.471	0.4335	0	None	No	0.000198	Param Inter 1 of 2
pH (s.u.)	BGWC-20	8.388	6.555	8/20/2024	7.12	No	104	7.471	0.4335	0	None	No	0.000198	Param Inter 1 of 2
pH (s.u.)	BGWC-21	8.388	6.555	8/22/2024	7.65	No	104	7.471	0.4335	0	None	No	0.000198	Param Inter 1 of 2
pH (s.u.)	**BGWC-22**	**8.388**	**6.555**	**8/21/2024**	**6.32**	**Yes**	**104**	**7.471**	**0.4335**	**0**	**None**	**No**	**0.000198**	**Param Inter 1 of 2**
pH (s.u.)	BGWC-23	8.388	6.555	8/22/2024	6.7	No	104	7.471	0.4335	0	None	No	0.000198	Param Inter 1 of 2
pH (s.u.)	**BGWC-24**	**8.388**	**6.555**	**8/21/2024**	**6.38**	**Yes**	**104**	**7.471**	**0.4335**	**0**	**None**	**No**	**0.000198**	**Param Inter 1 of 2**
pH (s.u.)	BGWC-25	8.388	6.555	8/20/2024	7.01	No	104	7.471	0.4335	0	None	No	0.000198	Param Inter 1 of 2
pH (s.u.)	BGWC-30	8.388	6.555	8/22/2024	7.44	No	104	7.471	0.4335	0	None	No	0.000198	Param Inter 1 of 2
pH (s.u.)	BGWC-51	8.388	6.555	8/20/2024	7.24	No	104	7.471	0.4335	0	None	No	0.000198	Param Inter 1 of 2
pH (s.u.)	BGWC-52	8.388	6.555	8/20/2024	7.68	No	104	7.471	0.4335	0	None	No	0.000198	Param Inter 1 of 2
pH (s.u.)	BGWC-7	8.388	6.555	8/16/2024	6.84	No	104	7.471	0.4335	0	None	No	0.000198	Param Inter 1 of 2
pH (s.u.)	BGWC-8	8.388	6.555	8/16/2024	7.28	No	104	7.471	0.4335	0	None	No	0.000198	Param Inter 1 of 2
pH (s.u.)	BGWC-9	8.388	6.555	8/19/2024	6.86	No	104	7.471	0.4335	0	None	No	0.000198	Param Inter 1 of 2
Sulfate (mg/L)	BGWC-10	137.3	n/a	8/20/2024	92.6	No	92	2.619	1.084	0	None	ln(x)	0.000396	Param Inter 1 of 2
Sulfate (mg/L)	**BGWC-12**	**137.3**	**n/a**	**8/19/2024**	**419**	**Yes**	**92**	**2.619**	**1.084**	**0**	**None**	**ln(x)**	**0.000396**	**Param Inter 1 of 2**
Sulfate (mg/L)	**BGWC-14A**	**137.3**	**n/a**	**8/16/2024**	**492**	**Yes**	**92**	**2.619**	**1.084**	**0**	**None**	**ln(x)**	**0.000396**	**Param Inter 1 of 2**
Sulfate (mg/L)	**BGWC-16**	**137.3**	**n/a**	**8/19/2024**	**519**	**Yes**	**92**	**2.619**	**1.084**	**0**	**None**	**ln(x)**	**0.000396**	**Param Inter 1 of 2**
Sulfate (mg/L)	**BGWC-17**	**137.3**	**n/a**	**8/19/2024**	**138**	**Yes**	**92**	**2.619**	**1.084**	**0**	**None**	**ln(x)**	**0.000396**	**Param Inter 1 of 2**
Sulfate (mg/L)	BGWC-18	137.3	n/a	8/19/2024	63	No	92	2.619	1.084	0	None	ln(x)	0.000396	Param Inter 1 of 2
Sulfate (mg/L)	BGWC-19	137.3	n/a	8/19/2024	0.5ND	No	92	2.619	1.084	0	None	ln(x)	0.000396	Param Inter 1 of 2
Sulfate (mg/L)	**BGWC-20**	**137.3**	**n/a**	**8/20/2024**	**623**	**Yes**	**92**	**2.619**	**1.084**	**0**	**None**	**ln(x)**	**0.000396**	**Param Inter 1 of 2**
Sulfate (mg/L)	BGWC-21	137.3	n/a	8/22/2024	56.5	No	92	2.619	1.084	0	None	ln(x)	0.000396	Param Inter 1 of 2
Sulfate (mg/L)	**BGWC-22**	**137.3**	**n/a**	**8/21/2024**	**537**	**Yes**	**92**	**2.619**	**1.084**	**0**	**None**	**ln(x)**	**0.000396**	**Param Inter 1 of 2**
Sulfate (mg/L)	**BGWC-23**	**137.3**	**n/a**	**8/22/2024**	**426**	**Yes**	**92**	**2.619**	**1.084**	**0**	**None**	**ln(x)**	**0.000396**	**Param Inter 1 of 2**
Sulfate (mg/L)	**BGWC-24**	**137.3**	**n/a**	**8/21/2024**	**242**	**Yes**	**92**	**2.619**	**1.084**	**0**	**None**	**ln(x)**	**0.000396**	**Param Inter 1 of 2**
Sulfate (mg/L)	BGWC-25	137.3	n/a	8/20/2024	42	No	92	2.619	1.084	0	None	ln(x)	0.000396	Param Inter 1 of 2
Sulfate (mg/L)	BGWC-30	137.3	n/a	8/22/2024	32.9	No	92	2.619	1.084	0	None	ln(x)	0.000396	Param Inter 1 of 2
Sulfate (mg/L)	BGWC-51	137.3	n/a	8/20/2024	58.9	No	92	2.619	1.084	0	None	ln(x)	0.000396	Param Inter 1 of 2

Appendix III Interwell Prediction Limits - All Results

Plant Bowen Client: Southern Company Data: Bowen AP-1 Printed 10/11/2024, 11:15 AM

Constituent	Well	Upper Lim.	Lower Lim.	Date	Observ.	Sig.	Bg N	Bg Mean	Std. Dev.	%NDs	ND Adj.	Transform	Alpha	Method
Sulfate (mg/L)	BGWC-52	137.3	n/a	8/20/2024	45.6	No	92	2.619	1.084	0	None	ln(x)	0.000396	Param Inter 1 of 2
Sulfate (mg/L)	**BGWC-7**	**137.3**	**n/a**	**8/16/2024**	**165**	**Yes**	**92**	**2.619**	**1.084**	**0**	**None**	**ln(x)**	**0.000396**	**Param Inter 1 of 2**
Sulfate (mg/L)	BGWC-8	137.3	n/a	8/16/2024	15.1	No	92	2.619	1.084	0	None	ln(x)	0.000396	Param Inter 1 of 2
Sulfate (mg/L)	BGWC-9	137.3	n/a	8/19/2024	87	No	92	2.619	1.084	0	None	ln(x)	0.000396	Param Inter 1 of 2
Total Dissolved Solids (mg/L)	BGWC-10	421	n/a	8/20/2024	409	No	91	n/a	n/a	0	n/a	n/a	0.0002297	NP Inter (normality) 1 of 2
Total Dissolved Solids (mg/L)	**BGWC-12**	**421**	**n/a**	**8/19/2024**	**1090**	**Yes**	**91**	**n/a**	**n/a**	**0**	**n/a**	**n/a**	**0.0002297**	**NP Inter (normality) 1 of 2**
Total Dissolved Solids (mg/L)	**BGWC-14A**	**421**	**n/a**	**8/16/2024**	**1070**	**Yes**	**91**	**n/a**	**n/a**	**0**	**n/a**	**n/a**	**0.0002297**	**NP Inter (normality) 1 of 2**
Total Dissolved Solids (mg/L)	**BGWC-16**	**421**	**n/a**	**8/19/2024**	**1110**	**Yes**	**91**	**n/a**	**n/a**	**0**	**n/a**	**n/a**	**0.0002297**	**NP Inter (normality) 1 of 2**
Total Dissolved Solids (mg/L)	**BGWC-17**	**421**	**n/a**	**8/19/2024**	**524**	**Yes**	**91**	**n/a**	**n/a**	**0**	**n/a**	**n/a**	**0.0002297**	**NP Inter (normality) 1 of 2**
Total Dissolved Solids (mg/L)	BGWC-18	421	n/a	8/19/2024	335	No	91	n/a	n/a	0	n/a	n/a	0.0002297	NP Inter (normality) 1 of 2
Total Dissolved Solids (mg/L)	BGWC-19	421	n/a	8/19/2024	401	No	91	n/a	n/a	0	n/a	n/a	0.0002297	NP Inter (normality) 1 of 2
Total Dissolved Solids (mg/L)	**BGWC-20**	**421**	**n/a**	**8/20/2024**	**1620**	**Yes**	**91**	**n/a**	**n/a**	**0**	**n/a**	**n/a**	**0.0002297**	**NP Inter (normality) 1 of 2**
Total Dissolved Solids (mg/L)	BGWC-21	421	n/a	8/22/2024	249	No	91	n/a	n/a	0	n/a	n/a	0.0002297	NP Inter (normality) 1 of 2
Total Dissolved Solids (mg/L)	**BGWC-22**	**421**	**n/a**	**8/21/2024**	**2950**	**Yes**	**91**	**n/a**	**n/a**	**0**	**n/a**	**n/a**	**0.0002297**	**NP Inter (normality) 1 of 2**
Total Dissolved Solids (mg/L)	**BGWC-23**	**421**	**n/a**	**8/22/2024**	**2340**	**Yes**	**91**	**n/a**	**n/a**	**0**	**n/a**	**n/a**	**0.0002297**	**NP Inter (normality) 1 of 2**
Total Dissolved Solids (mg/L)	**BGWC-24**	**421**	**n/a**	**8/21/2024**	**1440**	**Yes**	**91**	**n/a**	**n/a**	**0**	**n/a**	**n/a**	**0.0002297**	**NP Inter (normality) 1 of 2**
Total Dissolved Solids (mg/L)	BGWC-25	421	n/a	8/20/2024	332	No	91	n/a	n/a	0	n/a	n/a	0.0002297	NP Inter (normality) 1 of 2
Total Dissolved Solids (mg/L)	BGWC-30	421	n/a	8/22/2024	344	No	91	n/a	n/a	0	n/a	n/a	0.0002297	NP Inter (normality) 1 of 2
Total Dissolved Solids (mg/L)	BGWC-51	421	n/a	8/20/2024	367	No	91	n/a	n/a	0	n/a	n/a	0.0002297	NP Inter (normality) 1 of 2
Total Dissolved Solids (mg/L)	BGWC-52	421	n/a	8/20/2024	227	No	91	n/a	n/a	0	n/a	n/a	0.0002297	NP Inter (normality) 1 of 2
Total Dissolved Solids (mg/L)	**BGWC-7**	**421**	**n/a**	**8/16/2024**	**578**	**Yes**	**91**	**n/a**	**n/a**	**0**	**n/a**	**n/a**	**0.0002297**	**NP Inter (normality) 1 of 2**
Total Dissolved Solids (mg/L)	BGWC-8	421	n/a	8/16/2024	173	No	91	n/a	n/a	0	n/a	n/a	0.0002297	NP Inter (normality) 1 of 2
Total Dissolved Solids (mg/L)	**BGWC-9**	**421**	**n/a**	**8/19/2024**	**463**	**Yes**	**91**	**n/a**	**n/a**	**0**	**n/a**	**n/a**	**0.0002297**	**NP Inter (normality) 1 of 2**

Sanitas™ v.10.0.22 Software licensed to Groundwater Stats Consulting. UG

Exceeds Limit: BGWC-10, BGWC-12, BGWC-14A, BGWC-16, BGWC-17, BGWC-18, BGWC-19, BGWC-20, BGWC-22, BGWC-23...

Prediction Limit

Interwell Non-parametric

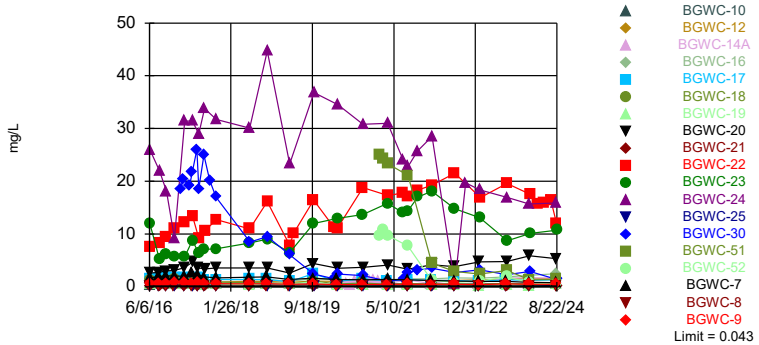

Non-parametric test used in lieu of parametric prediction limit because the Shapiro Francia normality test showed the data to be non-normal at the 0.01 alpha level. Limit is highest of 93 background values. 19.35% NDs. Annual per-constituent alpha = 0.008367. Individual comparison alpha = 0.0002211 (1 of 2). Comparing 19 points to limit.

Constituent: Boron Analysis Run 10/11/2024 11:14 AM View: Appendix III

Plant Bowen Client: Southern Company Data: Bowen AP-1

Sanitas™ v.10.0.22 Software licensed to Groundwater Stats Consulting. UG

Exceeds Limit: BGWC-12, BGWC-14A, BGWC-16, BGWC-20, BGWC-22, BGWC-23, BGWC-24, BGWC-7

Prediction Limit

Interwell Non-parametric

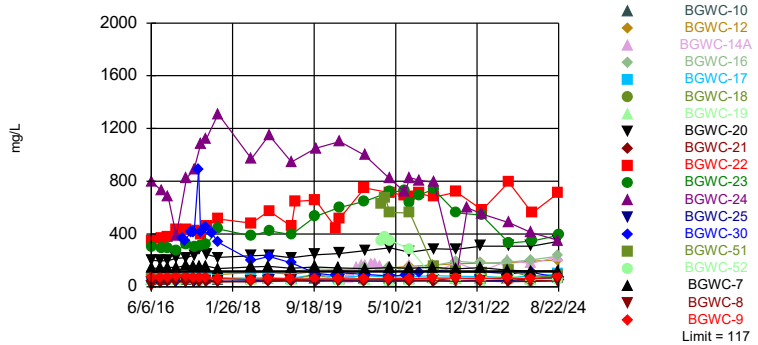

Non-parametric test used in lieu of parametric prediction limit because the Shapiro Francia normality test showed the data to be non-normal at the 0.01 alpha level. Limit is highest of 93 background values. Annual per-constituent alpha = 0.008367. Individual comparison alpha = 0.0002211 (1 of 2). Comparing 19 points to limit.

Constituent: Calcium Analysis Run 10/11/2024 11:14 AM View: Appendix III

Plant Bowen Client: Southern Company Data: Bowen AP-1

Sanitas™ v.10.0.22 Software licensed to Groundwater Stats Consulting. UG

Hollow symbols indicate censored values.

Exceeds Limit: BGWC-10, BGWC-12, BGWC-14A, BGWC-16, BGWC-17, BGWC-20, BGWC-22, BGWC-23, BGWC-24, BGWC-25...

Prediction Limit

Interwell Parametric

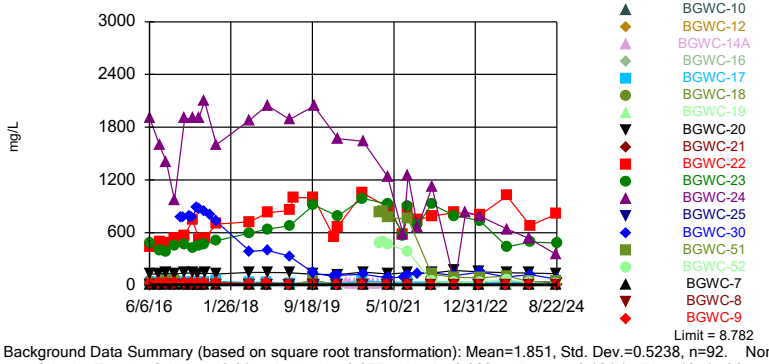

Background Data Summary (based on square root transformation): Mean=1.851, Std. Dev.=0.5238, n=92. Normality test: Shapiro Francia @alpha = 0.01, calculated = 0.975, critical = 0.962. Kappa = 2.124 (c=7, w=19, 1 of 2, event alpha = 0.05132). Report alpha = 0.007498. Individual comparison alpha = 0.000396. Comparing 19 points to limit.

Constituent: Chloride Analysis Run 10/11/2024 11:14 AM View: Appendix III

Plant Bowen Client: Southern Company Data: Bowen AP-1

Sanitas™ v.10.0.22 Software licensed to Groundwater Stats Consulting. UG

Hollow symbols indicate censored values.

Within Limit

Prediction Limit

Interwell Non-parametric

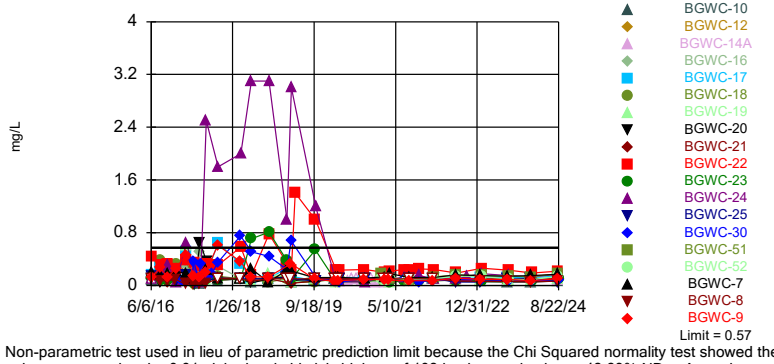

Non-parametric test used in lieu of parametric prediction limit because the Chi Squared normality test showed the data to be non-normal at the 0.01 alpha level. Limit is highest of 103 background values. 43.69% NDs. Annual per-constituent alpha = 0.006905. Individual comparison alpha = 0.0001823 (1 of 2). Comparing 19 points to limit.

Constituent: Fluoride Analysis Run 10/11/2024 11:14 AM View: Appendix III

Plant Bowen Client: Southern Company Data: Bowen AP-1

Sanitas™ v.10.0.22 Software licensed to Groundwater Stats Consulting. UG

Exceeds Limits: BGWC-16, BGWC-22, BGWC-24

Prediction Limit

Interwell Parametric

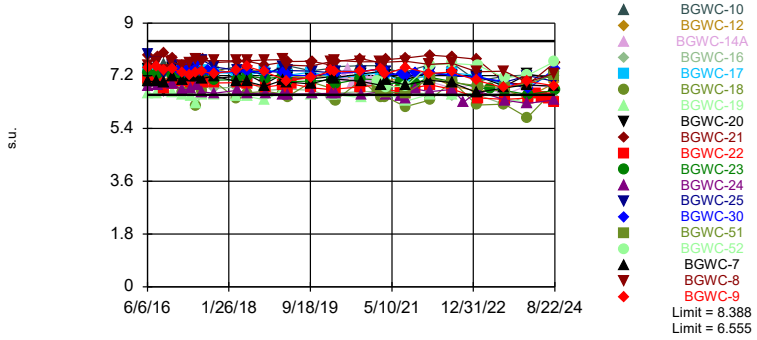

Background Data Summary: Mean=7.471, Std. Dev.=0.4335, n=104. Normality test: Chi Squared @alpha = 0.01, calculated = 12.15, critical = 14.07. Kappa = 2.114 (c=7, w=19, 1 of 2, event alpha = 0.05132). Report alpha = 0.007498. Individual comparison alpha = 0.000198. Comparing 19 points to limit.

Constituent: pH Analysis Run 10/11/2024 11:14 AM View: Appendix III

Plant Bowen Client: Southern Company Data: Bowen AP-1

Sanitas™ v.10.0.22 Software licensed to Groundwater Stats Consulting. UG

Hollow symbols indicate censored values.

Exceeds Limit: BGWC-12, BGWC-14A, BGWC-16, BGWC-17, BGWC-20, BGWC-22, BGWC-23, BGWC-24, BGWC-7

Prediction Limit

Interwell Parametric

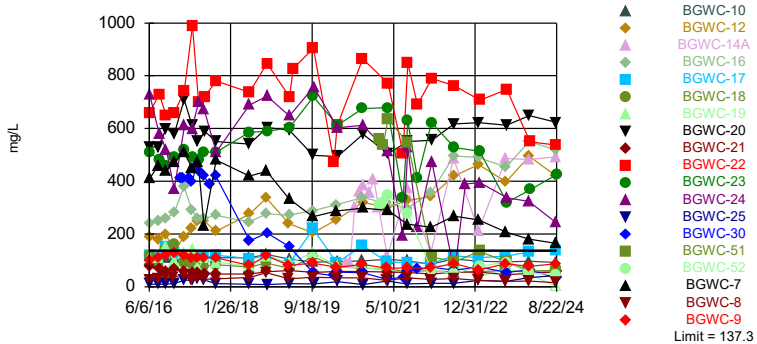

Background Data Summary (based on natural log transformation): Mean=2.619, Std. Dev.=1.084, n=92. Normality test: Shapiro Francia @alpha = 0.01, calculated = 0.963, critical = 0.962. Kappa = 2.124 (c=7, w=19, 1 of 2, event alpha = 0.05132). Report alpha = 0.007498. Individual comparison alpha = 0.000396. Comparing 19 points to limit.

Constituent: Sulfate Analysis Run 10/11/2024 11:14 AM View: Appendix III

Plant Bowen Client: Southern Company Data: Bowen AP-1

Sanitas™ v.10.0.22 Software licensed to Groundwater Stats Consulting. UG

Exceeds Limit: BGWC-12, BGWC-14A, BGWC-16, BGWC-17, BGWC-20, BGWC-22, BGWC-23, BGWC-24, BGWC-7, BGWC-9

Prediction Limit

Interwell Non-parametric

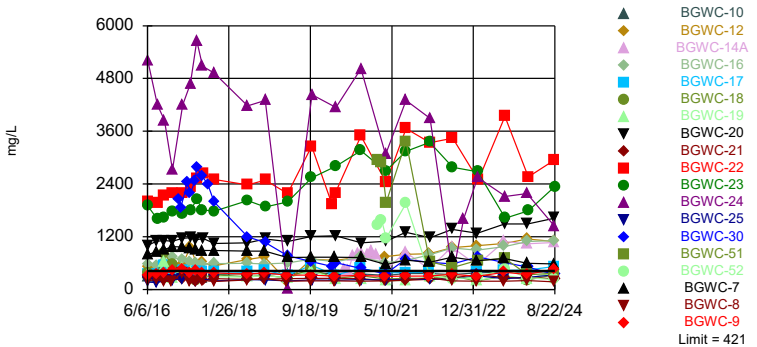

Non-parametric test used in lieu of parametric prediction limit because the Shapiro Francia normality test showed the data to be non-normal at the 0.01 alpha level. Limit is highest of 91 background values. Annual per-constituent alpha = 0.008693. Individual comparison alpha = 0.0002297 (1 of 2). Comparing 19 points to limit.

Constituent: Total Dissolved Solids Analysis Run 10/11/2024 11:14 AM View: Appendix III

Plant Bowen Client: Southern Company Data: Bowen AP-1

Prediction Limit

Constituent: Boron (mg/L) Analysis Run 10/11/2024 11:15 AM View: Appendix III

Plant Bowen Client: Southern Company Data: Bowen AP-1

	BGWA-2 (bg)	BGWC-9	BGWC-16	BGWC-17	BGWC-8	BGWC-10	BGWC-12	BGWC-7	BGWC-25
6/6/2016	<0.04	0.55							
6/7/2016			1.7	1.5	0.02	0.37	1.1		
6/8/2016								1.7	0.029 (J)
6/9/2016									
8/9/2016	0.0336 (J)								
8/10/2016					0.117				
8/11/2016		0.612	1.37	1.41				1.95	
8/12/2016							0.867		
8/15/2016									0.0228 (J)
8/16/2016						0.525			
8/18/2016									
8/22/2016									
10/3/2016	0.0226 (J)								
10/4/2016					0.177				
10/5/2016		0.659							
10/6/2016							0.863	2.06	
10/7/2016			1.49	1.76		0.492			
10/10/2016									0.0305 (J)
11/29/2016	0.0085 (J)								
12/1/2016									
12/2/2016					0.0668				
12/5/2016		0.71					0.879		
12/6/2016			1.65	1.79		0.515		2.05	
12/7/2016									
12/8/2016									0.0164 (J)
1/10/2017									
1/23/2017									
2/7/2017									
2/13/2017	<0.04								
2/14/2017					0.122				
2/15/2017		0.707					0.886	2.01	
2/16/2017			1.73	1.63		0.482			
2/17/2017									
2/20/2017									0.0154 (J)
3/27/2017									
4/13/2017	0.0084 (J)								
4/14/2017					0.054				
4/17/2017		0.675							
4/18/2017			1.77			0.515	0.941	2.58	
4/19/2017				1.47					
4/20/2017									0.0283 (J)
5/22/2017									
5/25/2017	0.01 (J)								
5/26/2017		0.711			0.0817				
5/30/2017			1.52	1.7					
6/1/2017									0.0467
6/2/2017						0.513	1.02	2.22	
6/5/2017									
7/7/2017	0.009 (J)								
7/10/2017					0.0534				
7/11/2017		0.633							
7/12/2017						0.508			

ND substitution: RL or RL/2 if <15% NDs.

Prediction Limit

Constituent: Boron (mg/L) Analysis Run 10/11/2024 11:15 AM View: Appendix III

Plant Bowen Client: Southern Company Data: Bowen AP-1

	BGWA-2 (bg)	BGWC-9	BGWC-16	BGWC-17	BGWC-8	BGWC-10	BGWC-12	BGWC-7	BGWC-25
7/13/2017							0.945		
7/14/2017			1.26	1.26				1.85	
7/17/2017									0.0171 (J)
7/18/2017									
7/19/2017									
8/23/2017									
10/9/2017	0.0063 (J)								
10/10/2017		0.619			0.0515		0.908		
10/11/2017			1.36	1.37		0.486		1.72	0.0141 (J)
10/12/2017									
6/12/2018	0.0058 (J)	0.56	1.3		0.074				
6/13/2018								1.8	
6/14/2018				1.4		0.54	1		0.017 (J)
6/15/2018									
10/16/2018	0.0066 (J)				0.16				
10/17/2018		0.61		1.4			1		
10/18/2018			1.3			0.49		1.9	
10/19/2018									
10/22/2018									0.03 (J)
4/1/2019	0.0076 (J)	0.5			0.046 (J)		0.86 (J)		
4/2/2019			1.1	0.95 (J)		0.51 (J)		1.4	
4/3/2019									
4/4/2019									0.02 (J)
5/2/2019	0.015 (J)								
7/9/2019									
9/23/2019	0.0069 (J)								
9/24/2019		0.51			0.06			1.6	
9/25/2019						0.49	1.1		
9/26/2019			1.5	2.5					
9/27/2019									
9/30/2019									0.038 (J)
2/19/2020									
2/21/2020									
2/25/2020									
2/26/2020									
3/18/2020	0.016 (J)				0.058				
3/19/2020		0.41	1.3	1			1	1.4	
3/20/2020									
3/23/2020						0.5			
3/24/2020									0.032 (J)
3/25/2020									
5/22/2020									
5/25/2020									
6/23/2020									
7/28/2020									
9/2/2020									
9/3/2020									
9/23/2020	0.0086 (J)				0.054 (J)				
9/24/2020		0.44	1.3	1.5		0.47			
9/25/2020							1	1.3	
9/28/2020									0.049 (J)
10/1/2020									

Prediction Limit

Constituent: Boron (mg/L) Analysis Run 10/11/2024 11:15 AM View: Appendix III

Plant Bowen Client: Southern Company Data: Bowen AP-1

	BGWA-2 (bg)	BGWC-9	BGWC-16	BGWC-17	BGWC-8	BGWC-10	BGWC-12	BGWC-7	BGWC-25
11/10/2020									
12/15/2020									
1/20/2021									
1/28/2021									
2/23/2021									
3/23/2021									
3/24/2021		0.45	1.3	1.1	0.04 (J)		1.2		
3/25/2021									
3/26/2021	0.0094 (J)								0.17
3/29/2021									
3/30/2021						0.56		1.4	
4/1/2021									
7/19/2021									
7/20/2021									
8/16/2021	0.013 (J)								
8/18/2021		0.47	1.5		0.093	0.51	1.2		
8/19/2021				1.3				1.3	0.038 (J)
8/20/2021									
8/23/2021									
8/25/2021									
11/1/2021									
2/9/2022	0.0099 (J)								
2/10/2022		0.46			0.051				
2/11/2022			1.5	1.2		0.5	1.2	1.2	
2/14/2022									
2/15/2022									
2/16/2022									0.048
7/26/2022	0.014 (J)	0.47			0.052				
7/27/2022			1.7	1.2			1.2		0.051
7/28/2022						0.52		1.1	
8/1/2022									
8/2/2022									
8/3/2022									
10/21/2022									
1/24/2023	0.01 (J)								
1/26/2023		0.41	1.6	1	0.051		1.3	1	
1/27/2023						0.53			0.029 (J)
1/30/2023									
1/31/2023									
2/1/2023									
2/2/2023									
2/7/2023									
8/15/2023									
8/16/2023					0.034 (J)		1.4		
8/17/2023		0.56	1.9	1.3		0.57		1	0.075
8/18/2023									
8/21/2023	<0.04								
8/22/2023									
8/23/2023									
8/25/2023									
1/30/2024									
1/31/2024									

ND substitution: RL or RL/2 if <15% NDs.

Prediction Limit

Constituent: Boron (mg/L) Analysis Run 10/11/2024 11:15 AM View: Appendix III

Plant Bowen Client: Southern Company Data: Bowen AP-1

	BGWA-2 (bg)	BGWC-9	BGWC-16	BGWC-17	BGWC-8	BGWC-10	BGWC-12	BGWC-7	BGWC-25
2/1/2024		0.48	2.2	1.2	0.04 (J)	0.51	1.6		
2/2/2024								0.85	
2/5/2024									0.097
2/6/2024									
2/7/2024									
2/8/2024	0.022 (J)								
4/3/2024									
5/22/2024									
7/9/2024									
8/15/2024									
8/16/2024					0.023 (J)			0.77	
8/19/2024		0.5	2.5	1.3			1.5		
8/20/2024						0.5			0.27
8/21/2024	0.013 (J)								
8/22/2024									
8/23/2024									

Prediction Limit

Constituent: Boron (mg/L) Analysis Run 10/11/2024 11:15 AM View: Appendix III

Plant Bowen Client: Southern Company Data: Bowen AP-1

	BGWC-22	BGWC-20	BGWC-21	BGWC-18	BGWC-19	BGWC-23	BGWC-24	BGWA-29 (bg)	BGWC-30
6/6/2016									
6/7/2016									
6/8/2016	7.6	2.6	0.12	1.2	0.49				
6/9/2016						12	26		
8/9/2016									
8/10/2016									
8/11/2016									
8/12/2016		2.74		0.895	0.647				
8/15/2016									
8/16/2016									
8/18/2016	8.37		0.191			5.2	22		
8/22/2016								0.0132 (J)	
10/3/2016									
10/4/2016								0.0065 (J)	
10/5/2016									
10/6/2016									
10/7/2016				1.33	0.868				
10/10/2016	9.46	3	0.13			6.13	18.1		
11/29/2016									
12/1/2016								<0.04	
12/2/2016									
12/5/2016									
12/6/2016				1.5					
12/7/2016		3.08			0.51	5.7	9.19		
12/8/2016	11.1		0.144						
1/10/2017								<0.04	
1/23/2017									18.6
2/7/2017									20.4
2/13/2017									
2/14/2017								<0.04	
2/15/2017									
2/16/2017				0.753	0.68				
2/17/2017	12.2	3.63	0.0685						
2/20/2017						5.7	31.4		
3/27/2017									19.1
4/13/2017									
4/14/2017								<0.04	
4/17/2017									21.8
4/18/2017									
4/19/2017		4.68	0.0743	0.762	0.701	8.79	31.4		
4/20/2017	13.3								
5/22/2017									26
5/25/2017								<0.04	
5/26/2017									
5/30/2017									
6/1/2017		3.57	0.0499	0.663	0.383				
6/2/2017									
6/5/2017	9.19					6.39	29		18.6
7/7/2017									
7/10/2017								<0.04	
7/11/2017									25
7/12/2017									

ND substitution: RL or RL/2 if <15% NDs.

Prediction Limit

Constituent: Boron (mg/L) Analysis Run 10/11/2024 11:15 AM View: Appendix III

Plant Bowen Client: Southern Company Data: Bowen AP-1

	BGWC-22	BGWC-20	BGWC-21	BGWC-18	BGWC-19	BGWC-23	BGWC-24	BGWA-29 (bg)	BGWC-30
7/13/2017									
7/14/2017				0.787	0.645				
7/17/2017						7.06	33.8		
7/18/2017		3.37	0.0544						
7/19/2017	10.6								
8/23/2017									20.2
10/9/2017									
10/10/2017								<0.04	17
10/11/2017		3.54		0.889	0.594	7.18	31.7		
10/12/2017	12.7		0.0494						
6/12/2018								0.0056 (J)	
6/13/2018		3.6				8.3	30.1		
6/14/2018	11		0.035 (J)	0.75					
6/15/2018					0.44				8.5
10/16/2018								0.0071 (J)	
10/17/2018									
10/18/2018				0.8					
10/19/2018			0.028 (J)		0.65				
10/22/2018	16.1	3.6				9	44.7		9.5
4/1/2019								0.0048 (J)	
4/2/2019				0.56 (J)					6.1 (J)
4/3/2019	7.9	2.6	0.12		0.51	6.5	23.3		
4/4/2019									
5/2/2019	10.1								
7/9/2019									
9/23/2019								0.0052 (J)	
9/24/2019									
9/25/2019									
9/26/2019		4.4		1.1	0.96				
9/27/2019	16.4					12			2.4
9/30/2019			0.04 (J)				36.8		
2/19/2020								0.0057 (J)	
2/21/2020									
2/25/2020	11.2								
2/26/2020									1.5
3/18/2020								0.0054 (J)	
3/19/2020									
3/20/2020	11.1		0.03 (J)	0.53	0.29				
3/23/2020		3.5				13			2.4
3/24/2020									
3/25/2020							34.5		
5/22/2020									
5/25/2020									
6/23/2020									
7/28/2020									
9/2/2020									
9/3/2020									
9/23/2020								<0.04	
9/24/2020	18.8		0.037 (J)	0.72		13.7			
9/25/2020							30.8		2.1
9/28/2020		3.7			0.4				
10/1/2020									

ND substitution: RL or RL/2 if <15% NDs.

Prediction Limit

Constituent: Boron (mg/L) Analysis Run 10/11/2024 11:15 AM View: Appendix III

Plant Bowen Client: Southern Company Data: Bowen AP-1

	BGWC-22	BGWC-20	BGWC-21	BGWC-18	BGWC-19	BGWC-23	BGWC-24	BGWA-29 (bg)	BGWC-30
11/10/2020									
12/15/2020									
1/20/2021									
1/28/2021									
2/23/2021									
3/23/2021								<0.04	
3/24/2021				0.5					
3/25/2021									1.1
3/26/2021					0.24	15.8	31		
3/29/2021	17.3	4.1	0.038 (J)						
3/30/2021									
4/1/2021									
7/19/2021	17.8					14	24		
7/20/2021									1.4
8/16/2021								<0.04	
8/18/2021									
8/19/2021				0.57					2.6
8/20/2021		3.3	0.045		0.29				
8/23/2021	17.2					14.4	22.8		
8/25/2021									
11/1/2021	18.3					17	25.8		3.2
2/9/2022									
2/10/2022								0.012 (J)	
2/11/2022									
2/14/2022						18.1			3.5
2/15/2022	19.3						28.5		
2/16/2022		4.2	0.053	0.56	0.35				
7/26/2022								0.013 (J)	
7/27/2022		3.8		0.53	0.43				
7/28/2022			0.035 (J)						
8/1/2022						14.8			2.7
8/2/2022	21.5						0.52		
8/3/2022									
10/21/2022							19.7 (R)		
1/24/2023								<0.04	
1/26/2023				0.45					
1/27/2023			0.026 (J)		0.18				
1/30/2023		4.7							
1/31/2023									
2/1/2023							18.4		3.2
2/2/2023						13.1			
2/7/2023	16.9								
8/15/2023									
8/16/2023								<0.04	
8/17/2023				0.64					
8/18/2023		4.8			0.39				
8/21/2023									2.3
8/22/2023	19.6								
8/23/2023			0.026 (J)			8.7			
8/25/2023							16.9		
1/30/2024							15.7		
1/31/2024									

ND substitution: RL or RL/2 if <15% NDs.

Prediction Limit

Constituent: Boron (mg/L) Analysis Run 10/11/2024 11:15 AM View: Appendix III

Plant Bowen Client: Southern Company Data: Bowen AP-1

	BGWC-22	BGWC-20	BGWC-21	BGWC-18	BGWC-19	BGWC-23	BGWC-24	BGWA-29 (bg)	BGWC-30
2/1/2024									
2/2/2024				0.41	0.22				
2/5/2024		5.9	0.039 (J)					<0.04	
2/6/2024									2.9
2/7/2024									
2/8/2024	17.5					10.1			
4/3/2024	15.6								
5/22/2024	15.9								
7/9/2024	16.5								
8/15/2024									
8/16/2024									
8/19/2024				0.53	0.58				
8/20/2024		5.3							
8/21/2024	12						15.9	<0.04	
8/22/2024			0.028 (J)			10.7			1.4
8/23/2024									

ND substitution: RL or RL/2 if <15% NDs.

Prediction Limit

Constituent: Boron (mg/L) Analysis Run 10/11/2024 11:15 AM View: Appendix III

Plant Bowen Client: Southern Company Data: Bowen AP-1

	BGWA-33 (bg)	BGWA-47D (bg)	BGWC-14A	BGWA-48D (bg)	BGWC-51	BGWC-52
6/6/2016						
6/7/2016						
6/8/2016						
6/9/2016						
8/9/2016						
8/10/2016						
8/11/2016						
8/12/2016						
8/15/2016						
8/16/2016						
8/18/2016						
8/22/2016						
10/3/2016						
10/4/2016						
10/5/2016						
10/6/2016						
10/7/2016						
10/10/2016						
11/29/2016						
12/1/2016						
12/2/2016						
12/5/2016						
12/6/2016						
12/7/2016						
12/8/2016						
1/10/2017						
1/23/2017						
2/7/2017						
2/13/2017						
2/14/2017						
2/15/2017						
2/16/2017						
2/17/2017						
2/20/2017						
3/27/2017						
4/13/2017						
4/14/2017						
4/17/2017						
4/18/2017						
4/19/2017						
4/20/2017						
5/22/2017						
5/25/2017						
5/26/2017						
5/30/2017						
6/1/2017						
6/2/2017						
6/5/2017						
7/7/2017						
7/10/2017						
7/11/2017						
7/12/2017						

Prediction Limit

Constituent: Boron (mg/L) Analysis Run 10/11/2024 11:15 AM View: Appendix III

Plant Bowen Client: Southern Company Data: Bowen AP-1

	BGWA-33 (bg)	BGWA-47D (bg)	BGWC-14A	BGWA-48D (bg)	BGWC-51	BGWC-52
7/13/2017						
7/14/2017						
7/17/2017						
7/18/2017						
7/19/2017						
8/23/2017						
10/9/2017						
10/10/2017						
10/11/2017						
10/12/2017						
6/12/2018						
6/13/2018						
6/14/2018						
6/15/2018						
10/16/2018						
10/17/2018						
10/18/2018						
10/19/2018						
10/22/2018						
4/1/2019						
4/2/2019						
4/3/2019	0.66 (o)					
4/4/2019						
5/2/2019						
7/9/2019	0.027 (J)					
9/23/2019						
9/24/2019						
9/25/2019						
9/26/2019						
9/27/2019	0.033 (J)					
9/30/2019						
2/19/2020						
2/21/2020	0.02 (J)					
2/25/2020						
2/26/2020						
3/18/2020						
3/19/2020						
3/20/2020	0.043 (J)					
3/23/2020						
3/24/2020						
3/25/2020						
5/22/2020		0.024 (J)	0.54			
5/25/2020				0.018 (J)		
6/23/2020		0.019 (J)	0.45	0.015 (J)		
7/28/2020		0.03 (J)	0.97	0.024 (J)		
9/2/2020		0.022 (J)	1.1			
9/3/2020				0.022 (J)		
9/23/2020						
9/24/2020						
9/25/2020	0.02 (J)					
9/28/2020						
10/1/2020		0.025 (J)	1.2	0.027 (J)		

Prediction Limit

Constituent: Boron (mg/L) Analysis Run 10/11/2024 11:15 AM View: Appendix III

Plant Bowen Client: Southern Company Data: Bowen AP-1

	BGWA-33 (bg)	BGWA-47D (bg)	BGWC-14A	BGWA-48D (bg)	BGWC-51	BGWC-52
11/10/2020		0.025 (J)	1.1	0.032 (J)		
12/15/2020		0.031 (J)	1.2	0.034 (J)		
1/20/2021		0.022 (J)	1.1	0.034 (J)		
1/28/2021					24.9	9.7
2/23/2021					24.3	10.7
3/23/2021						
3/24/2021			0.6			
3/25/2021		0.017 (J)		0.026 (J)		
3/26/2021						
3/29/2021						
3/30/2021					23.3	9.7
4/1/2021	0.0069 (J)					
7/19/2021						
7/20/2021						
8/16/2021		0.021 (J)		0.034 (J)		
8/18/2021			1.3			
8/19/2021						
8/20/2021						
8/23/2021					21.1	7.7
8/25/2021	0.0093 (J)					
11/1/2021						
2/9/2022		0.017 (J)	0.57	0.038 (J)		
2/10/2022						
2/11/2022						
2/14/2022					4.5	1.2
2/15/2022						
2/16/2022	0.01 (J)					
7/26/2022		0.022 (J)	1.3	0.017 (J)		
7/27/2022						
7/28/2022						0.87
8/1/2022					2.9	
8/2/2022						
8/3/2022	0.015 (J)					
10/21/2022						
1/24/2023		0.016 (J)		0.014 (J)		
1/26/2023			0.69			
1/27/2023						
1/30/2023						
1/31/2023					2.4	1.1
2/1/2023						
2/2/2023	0.0092 (J)					
2/7/2023						
8/15/2023		0.034 (J)				
8/16/2023			1.7	0.01 (J)		
8/17/2023						
8/18/2023						
8/21/2023					3.1	
8/22/2023						1.9
8/23/2023	<0.04					
8/25/2023						
1/30/2024						
1/31/2024		0.023 (J)		0.024 (J)		

ND substitution: RL or RL/2 if <15% NDs.

Prediction Limit

Constituent: Boron (mg/L) Analysis Run 10/11/2024 11:15 AM View: Appendix III

Plant Bowen Client: Southern Company Data: Bowen AP-1

	BGWA-33 (bg)	BGWA-47D (bg)	BGWC-14A	BGWA-48D (bg)	BGWC-51	BGWC-52
2/1/2024			1.7			
2/2/2024						
2/5/2024					1.3	0.77
2/6/2024						
2/7/2024	0.016 (J)					
2/8/2024						
4/3/2024						
5/22/2024						
7/9/2024						
8/15/2024		0.014 (J)		0.016 (J)		
8/16/2024			1.7			
8/19/2024						
8/20/2024					1.4	0.45
8/21/2024						
8/22/2024						
8/23/2024	0.015 (J)					

Prediction Limit

Constituent: Calcium (mg/L) Analysis Run 10/11/2024 11:15 AM View: Appendix III

Plant Bowen Client: Southern Company Data: Bowen AP-1

	BGWA-2 (bg)	BGWC-9	BGWC-17	BGWC-12	BGWC-10	BGWC-8	BGWC-16	BGWC-20	BGWC-25
6/6/2016	39	66							
6/7/2016			65	90	50	7.9	120		
6/8/2016								200	32
6/9/2016									
8/9/2016	32.2								
8/10/2016						36.8			
8/11/2016		65.2	61				111		
8/12/2016				76.6				196	
8/15/2016									33.1
8/16/2016					49.2				
8/18/2016									
8/22/2016									
10/3/2016	34.1								
10/4/2016						39.7			
10/5/2016		66.7							
10/6/2016				78.7					
10/7/2016			71		52.6		103		
10/10/2016								198	41
11/29/2016	29.7								
12/1/2016									
12/2/2016						37.8			
12/5/2016		74.6		80.9					
12/6/2016			68.7		55.4		117		
12/7/2016								215	
12/8/2016									38.5
1/10/2017									
1/23/2017									
2/7/2017									
2/13/2017	31.2								
2/14/2017						35.2			
2/15/2017		74.6		90.7					
2/16/2017			65.5		53.2		124		
2/17/2017								221	
2/20/2017									40.7
3/27/2017									
4/13/2017	30.5								
4/14/2017						37.5			
4/17/2017		65.6							
4/18/2017				94.8	58		120		
4/19/2017			68.9					240	
4/20/2017									40.7
5/22/2017									
5/25/2017	33.8								
5/26/2017		70.4				41.7			
5/30/2017			72.6				111		
6/1/2017								286	44.2
6/2/2017				108	55.8				
6/5/2017									
7/7/2017	33.1								
7/10/2017						39			
7/11/2017		66.9							
7/12/2017					58.1				

Prediction Limit

Constituent: Calcium (mg/L) Analysis Run 10/11/2024 11:15 AM View: Appendix III

Plant Bowen Client: Southern Company Data: Bowen AP-1

	BGWA-2 (bg)	BGWC-9	BGWC-17	BGWC-12	BGWC-10	BGWC-8	BGWC-16	BGWC-20	BGWC-25
7/13/2017				111					
7/14/2017			70.6				109		
7/17/2017									41.9
7/18/2017								244	
7/19/2017									
8/23/2017									
10/9/2017	33.6								
10/10/2017		61.7		93		36.9			
10/11/2017			67.3		55.7		109	222	41.1
10/12/2017									
6/12/2018	32.4	53.4				38.1	104		
6/13/2018								234	
6/14/2018			65.7	109	58.4				44.8
6/15/2018									
10/16/2018	34.6					44.8			
10/17/2018		63	69.7	110					
10/18/2018					57.8		112		
10/19/2018									
10/22/2018								241	52.2
4/1/2019	48.2	59.3		94.8		47.2			
4/2/2019			63.9		57.8		117		
4/3/2019								220	
4/4/2019									54.8
5/2/2019	44.8								
9/23/2019	36.3								
9/24/2019		57.6				42.4			
9/25/2019				115	58.1				
9/26/2019			94.2				136	243	
9/27/2019									
9/30/2019									47.8
2/19/2020									
2/21/2020									
2/25/2020									
2/26/2020									
3/18/2020	40.1					43			
3/19/2020		61.5	68.1	120			130		
3/20/2020									
3/23/2020					61.1			253	
3/24/2020									49.6
3/25/2020									
5/22/2020									
5/25/2020									
6/23/2020									
7/28/2020									
9/2/2020									
9/3/2020									
9/23/2020	45.2					41.6			
9/24/2020		59	84.9		58.8		141		
9/25/2020				135					
9/28/2020								273	50.7
10/1/2020									
11/10/2020									

Prediction Limit

Constituent: Calcium (mg/L) Analysis Run 10/11/2024 11:15 AM View: Appendix III

Plant Bowen Client: Southern Company Data: Bowen AP-1

	BGWA-2 (bg)	BGWC-9	BGWC-17	BGWC-12	BGWC-10	BGWC-8	BGWC-16	BGWC-20	BGWC-25
12/15/2020									
1/20/2021									
1/28/2021									
2/23/2021									
3/23/2021									
3/24/2021		59.9	72	144		42.1	140		
3/25/2021									
3/26/2021	46.7								52.8
3/29/2021								296	
3/30/2021					61.3				
4/1/2021									
7/19/2021									
7/20/2021									
8/16/2021	48.3								
8/18/2021		63		156	61.1	44.5	139		
8/19/2021			74						51.2
8/20/2021								262	
8/23/2021									
8/25/2021									
11/1/2021									
2/9/2022	52.3								
2/10/2022		65.6				44.9			
2/11/2022			83.5	164	66.2		160		
2/14/2022									
2/15/2022									
2/16/2022								288	51.4
7/26/2022	46.7	66.3				41.8			
7/27/2022			80.9	175			194	284	52.1
7/28/2022					63				
8/1/2022									
8/2/2022									
8/3/2022									
10/21/2022									
1/24/2023	51.4								
1/26/2023		62.4	76.2	178		42.8	178		
1/27/2023					64				48.8
1/30/2023								309	
1/31/2023									
2/1/2023									
2/2/2023									
2/7/2023									
8/15/2023									
8/16/2023				178		38.8			
8/17/2023		66.9	75.4		62.2		187		48.1
8/18/2023								309	
8/21/2023	49.5								
8/22/2023									
8/23/2023									
8/25/2023									
1/30/2024									
1/31/2024									
2/1/2024		60.1	79.9	194	62.8	39.9	203		

Prediction Limit

Constituent: Calcium (mg/L) Analysis Run 10/11/2024 11:15 AM View: Appendix III

Plant Bowen Client: Southern Company Data: Bowen AP-1

	BGWA-2 (bg)	BGWC-9	BGWC-17	BGWC-12	BGWC-10	BGWC-8	BGWC-16	BGWC-20	BGWC-25
2/2/2024									
2/5/2024								309	57.6
2/6/2024									
2/7/2024									
2/8/2024	48.6								
8/15/2024									
8/16/2024						42.8			
8/19/2024		74.8	96 (M1)	204			233		
8/20/2024					73.1			345	72
8/21/2024	54.8								
8/22/2024									
8/23/2024									

Prediction Limit

Constituent: Calcium (mg/L) Analysis Run 10/11/2024 11:15 AM View: Appendix III

Plant Bowen Client: Southern Company Data: Bowen AP-1

	BGWC-21	BGWC-19	BGWC-7	BGWC-18	BGWC-22	BGWC-23	BGWC-24	BGWA-29 (bg)	BGWC-30
6/6/2016									
6/7/2016									
6/8/2016	43	55	140	76	350				
6/9/2016						300	800		
8/9/2016									
8/10/2016									
8/11/2016			141						
8/12/2016		61.2		61.7					
8/15/2016									
8/16/2016									
8/18/2016	38.6				370	290	730		
8/22/2016								21.4	
10/3/2016									
10/4/2016								20.9	
10/5/2016									
10/6/2016			147						
10/7/2016		70.2		84.7					
10/10/2016	37.5				375	296	680		
11/29/2016									
12/1/2016								19.8	
12/2/2016									
12/5/2016									
12/6/2016			146	88.1					
12/7/2016		48.6				271	387		
12/8/2016	43.4				434				
1/10/2017								20.4	
1/23/2017									372
2/7/2017									351
2/13/2017									
2/14/2017								20.9	
2/15/2017			163						
2/16/2017		64.7		53.7					
2/17/2017	41				434				
2/20/2017						323	823		
3/27/2017									417
4/13/2017									
4/14/2017								20.7 (J)	
4/17/2017									415
4/18/2017			155						
4/19/2017	39.4	69.5		57.1		298	893 (J)		
4/20/2017					422				
5/22/2017									885
5/25/2017								22.8 (J)	
5/26/2017									
5/30/2017									
6/1/2017	42.3	50.8		44.8					
6/2/2017			156						
6/5/2017					398	310	1080		413
7/7/2017									
7/10/2017								22.3	
7/11/2017									449
7/12/2017									

Prediction Limit

Constituent: Calcium (mg/L) Analysis Run 10/11/2024 11:15 AM View: Appendix III

Plant Bowen Client: Southern Company Data: Bowen AP-1

	BGWC-21	BGWC-19	BGWC-7	BGWC-18	BGWC-22	BGWC-23	BGWC-24	BGWA-29 (bg)	BGWC-30
7/13/2017									
7/14/2017		67	157	60					
7/17/2017						319	1120		
7/18/2017	40.9								
7/19/2017					461				
8/23/2017									409
10/9/2017									
10/10/2017								4.09	339
10/11/2017		57.3	137	67		438	1310		
10/12/2017	43.3				515				
6/12/2018								20.3 (J)	
6/13/2018			151			385	970		
6/14/2018	39.4			53.1	482				
6/15/2018		49.7							198
10/16/2018								19.4 (J)	
10/17/2018									
10/18/2018			154	60.4					
10/19/2018	40.6	63.1							
10/22/2018					575	424	1150		230
4/1/2019								24.6	
4/2/2019			140	53.3					181
4/3/2019	43.4	51.3			458	396	945		
4/4/2019									
5/2/2019					647				
9/23/2019								19.2	
9/24/2019			151						
9/25/2019									
9/26/2019		80.8		91.7					
9/27/2019					658	533			103
9/30/2019	43.2						1050		
2/19/2020								20.8	
2/21/2020									
2/25/2020					445				
2/26/2020									85.3
3/18/2020								22.4	
3/19/2020			142						
3/20/2020	48.2	52.1		49.3	514				
3/23/2020						602			107
3/24/2020									
3/25/2020							1100		
5/22/2020									
5/25/2020									
6/23/2020									
7/28/2020									
9/2/2020									
9/3/2020									
9/23/2020								20.1	
9/24/2020	42			68.7	750	647			
9/25/2020			138				998		93.3
9/28/2020		50.1							
10/1/2020									
11/10/2020									

Prediction Limit

Constituent: Calcium (mg/L) Analysis Run 10/11/2024 11:15 AM View: Appendix III

Plant Bowen Client: Southern Company Data: Bowen AP-1

	BGWC-21	BGWC-19	BGWC-7	BGWC-18	BGWC-22	BGWC-23	BGWC-24	BGWA-29 (bg)	BGWC-30
12/15/2020									
1/20/2021									
1/28/2021									
2/23/2021									
3/23/2021								22.1	
3/24/2021				48.2					
3/25/2021									81.1
3/26/2021		46.4				717	821		
3/29/2021	46.6				714				
3/30/2021			145						
4/1/2021									
7/19/2021					693	728	717		
7/20/2021									87.8
8/16/2021								21.5	
8/18/2021									
8/19/2021			141	49.2					109
8/20/2021	45.1	47.2							
8/23/2021					681	638	827		
8/25/2021									
11/1/2021					708	695	808		108
2/9/2022									
2/10/2022								20.3	
2/11/2022			148						
2/14/2022						740			129
2/15/2022					680		791		
2/16/2022	44.1	60.5		49					
7/26/2022								20	
7/27/2022		63.2		65.9					
7/28/2022	43.1		136						
8/1/2022						559			111
8/2/2022					717		90		
8/3/2022									
10/21/2022							600 (R)		
1/24/2023								21	
1/26/2023			146	41.4					
1/27/2023	46.5	39.3							
1/30/2023									
1/31/2023									
2/1/2023							552		113
2/2/2023						543			
2/7/2023					583				
8/15/2023									
8/16/2023								20.9	
8/17/2023			125	57					
8/18/2023		56.5							
8/21/2023									98.8
8/22/2023					793				
8/23/2023	43.9					332			
8/25/2023							486		
1/30/2024							413		
1/31/2024									
2/1/2024									

Prediction Limit

Constituent: Calcium (mg/L) Analysis Run 10/11/2024 11:15 AM View: Appendix III

Plant Bowen Client: Southern Company Data: Bowen AP-1

	BGWC-21	BGWC-19	BGWC-7	BGWC-18	BGWC-22	BGWC-23	BGWC-24	BGWA-29 (bg)	BGWC-30
2/2/2024		51.7	119	44.9					
2/5/2024	45.9							20.5	
2/6/2024									109
2/7/2024									
2/8/2024					561	347			
8/15/2024									
8/16/2024			120						
8/19/2024		84.7		68.4					
8/20/2024									
8/21/2024					710		352	23.1	
8/22/2024	47.9					391			69.5
8/23/2024									

Prediction Limit

Constituent: Calcium (mg/L) Analysis Run 10/11/2024 11:15 AM View: Appendix III

Plant Bowen Client: Southern Company Data: Bowen AP-1

	BGWA-33 (bg)	BGWA-47D (bg)	BGWC-14A	BGWA-48D (bg)	BGWC-52	BGWC-51
6/6/2016						
6/7/2016						
6/8/2016						
6/9/2016						
8/9/2016						
8/10/2016						
8/11/2016						
8/12/2016						
8/15/2016						
8/16/2016						
8/18/2016						
8/22/2016						
10/3/2016						
10/4/2016						
10/5/2016						
10/6/2016						
10/7/2016						
10/10/2016						
11/29/2016						
12/1/2016						
12/2/2016						
12/5/2016						
12/6/2016						
12/7/2016						
12/8/2016						
1/10/2017						
1/23/2017						
2/7/2017						
2/13/2017						
2/14/2017						
2/15/2017						
2/16/2017						
2/17/2017						
2/20/2017						
3/27/2017						
4/13/2017						
4/14/2017						
4/17/2017						
4/18/2017						
4/19/2017						
4/20/2017						
5/22/2017						
5/25/2017						
5/26/2017						
5/30/2017						
6/1/2017						
6/2/2017						
6/5/2017						
7/7/2017						
7/10/2017						
7/11/2017						
7/12/2017						

Prediction Limit

Constituent: Calcium (mg/L) Analysis Run 10/11/2024 11:15 AM View: Appendix III

Plant Bowen Client: Southern Company Data: Bowen AP-1

	BGWA-33 (bg)	BGWA-47D (bg)	BGWC-14A	BGWA-48D (bg)	BGWC-52	BGWC-51
7/13/2017						
7/14/2017						
7/17/2017						
7/18/2017						
7/19/2017						
8/23/2017						
10/9/2017						
10/10/2017						
10/11/2017						
10/12/2017						
6/12/2018						
6/13/2018						
6/14/2018						
6/15/2018						
10/16/2018						
10/17/2018						
10/18/2018						
10/19/2018						
10/22/2018						
4/1/2019						
4/2/2019						
4/3/2019	44.9					
4/4/2019						
5/2/2019						
9/23/2019						
9/24/2019						
9/25/2019						
9/26/2019						
9/27/2019	41.2					
9/30/2019						
2/19/2020						
2/21/2020	50.1					
2/25/2020						
2/26/2020						
3/18/2020						
3/19/2020						
3/20/2020	52.2					
3/23/2020						
3/24/2020						
3/25/2020						
5/22/2020		74	73.4			
5/25/2020				36.5		
6/23/2020		99.5	80.1	39.4		
7/28/2020		96.2	140	40.3		
9/2/2020		109	159			
9/3/2020				51.8		
9/23/2020						
9/24/2020						
9/25/2020	51.8					
9/28/2020						
10/1/2020		107	162	61.9		
11/10/2020		117	170	80.3		

Prediction Limit

Constituent: Calcium (mg/L) Analysis Run 10/11/2024 11:15 AM View: Appendix III

Plant Bowen Client: Southern Company Data: Bowen AP-1

	BGWA-33 (bg)	BGWA-47D (bg)	BGWC-14A	BGWA-48D (bg)	BGWC-52	BGWC-51
12/15/2020		110	169	70.3		
1/20/2021		111	157	67.5		
1/28/2021					350	624
2/23/2021					379	674
3/23/2021						
3/24/2021			91.9			
3/25/2021		109		68.3		
3/26/2021						
3/29/2021						
3/30/2021					353	562
4/1/2021	49.5					
7/19/2021						
7/20/2021						
8/16/2021		108		61		
8/18/2021			166			
8/19/2021						
8/20/2021						
8/23/2021					286	561
8/25/2021	46.3					
11/1/2021						
2/9/2022		112	97.5	46.3		
2/10/2022						
2/11/2022						
2/14/2022					72.8	155
2/15/2022						
2/16/2022	47.5					
7/26/2022		105	185	34.5		
7/27/2022						
7/28/2022					52.3	
8/1/2022						112
8/2/2022						
8/3/2022	69.4					
10/21/2022						
1/24/2023		109		40.7		
1/26/2023			117			
1/27/2023						
1/30/2023						
1/31/2023					62.8	111
2/1/2023						
2/2/2023	81.4					
2/7/2023						
8/15/2023		102				
8/16/2023			196	37.7		
8/17/2023						
8/18/2023						
8/21/2023						123
8/22/2023					85.7	
8/23/2023	85					
8/25/2023						
1/30/2024						
1/31/2024		102		38.7		
2/1/2024			177			

Prediction Limit

Constituent: Calcium (mg/L) Analysis Run 10/11/2024 11:15 AM View: Appendix III

Plant Bowen Client: Southern Company Data: Bowen AP-1

	BGWA-33 (bg)	BGWA-47D (bg)	BGWC-14A	BGWA-48D (bg)	BGWC-52	BGWC-51
2/2/2024						
2/5/2024					57.8	73.1
2/6/2024						
2/7/2024	107					
2/8/2024						
8/15/2024		105		40.6		
8/16/2024			227			
8/19/2024						
8/20/2024					53.4	84.2
8/21/2024						
8/22/2024						
8/23/2024	87.8					

Prediction Limit

Constituent: Chloride (mg/L) Analysis Run 10/11/2024 11:15 AM View: Appendix III

Plant Bowen Client: Southern Company Data: Bowen AP-1

	BGWA-2 (bg)	BGWC-9	BGWC-17	BGWC-12	BGWC-10	BGWC-8	BGWC-16	BGWC-20	BGWC-25
6/6/2016	2.9	27							
6/7/2016			26	44	19	2	37		
6/8/2016								130	6.4
6/9/2016									
8/9/2016	2.5								
8/10/2016						2.1			
8/11/2016		30	34				41		
8/12/2016				43				130	
8/15/2016									4.3
8/16/2016					20				
8/18/2016									
8/22/2016									
10/3/2016	2.5								
10/4/2016						2.3			
10/5/2016		36							
10/6/2016				41					
10/7/2016			38		21		44		
10/10/2016								140	3.5
11/29/2016	2.6								
12/1/2016									
12/2/2016						2.1			
12/5/2016		40		41					
12/6/2016			45		22		48		
12/7/2016								130	
12/8/2016									2.8
1/10/2017									
1/23/2017									
2/7/2017									
2/13/2017	2.1								
2/14/2017						2			
2/15/2017		38		39					
2/16/2017			40		22		46		
2/17/2017								140	
2/20/2017									4.2
3/27/2017									
4/13/2017	2.1								
4/14/2017						1.7			
4/17/2017		35							
4/18/2017				39	21		41		
4/19/2017			38					140	
4/20/2017									4.1
5/22/2017									
5/25/2017	2.4								
5/26/2017		35				1.6			
5/30/2017			41				38		
6/1/2017								130	4.4
6/2/2017				37	20				
6/5/2017									
7/7/2017	1.9								
7/10/2017						1.5			
7/11/2017		33							
7/12/2017					23				

Prediction Limit

Constituent: Chloride (mg/L) Analysis Run 10/11/2024 11:15 AM View: Appendix III

Plant Bowen Client: Southern Company Data: Bowen AP-1

	BGWA-2 (bg)	BGWC-9	BGWC-17	BGWC-12	BGWC-10	BGWC-8	BGWC-16	BGWC-20	BGWC-25
7/13/2017				38					
7/14/2017			36				35		
7/17/2017									5
7/18/2017								140	
7/19/2017									
8/23/2017									
10/9/2017	1.9								
10/10/2017		35		38		1.9			
10/11/2017			45		24		36	130	4.1
10/12/2017									
6/12/2018	3.4	21.3				2.3	27.2		
6/13/2018								150	
6/14/2018			33.3	30.5	23.1				3.4
6/15/2018									
10/16/2018	3.3					2.6			
10/17/2018		29.4	41.8	30.7					
10/18/2018					26.9		25.2		
10/19/2018									
10/22/2018								149	3.9
4/1/2019	4.2	13.4		24.1		1.8			
4/2/2019			18.7		24.1		20.3		
4/3/2019								144	
4/4/2019									3.8
5/2/2019	4.3								
9/23/2019	3.1								
9/24/2019		13.2				1.5			
9/25/2019				23.6	25.1				
9/26/2019			47.1				28.7	128	
9/27/2019									
9/30/2019									5.2
2/19/2020									
2/21/2020									
2/25/2020									
2/26/2020									
3/18/2020	3.1					1.5			
3/19/2020		7.3	21.9	20.5			22		
3/20/2020									
3/23/2020					20.8			125	
3/24/2020									3.6
3/25/2020									
5/22/2020									
5/25/2020									
6/23/2020									
7/28/2020									
9/2/2020									
9/3/2020									
9/23/2020	4.2					1.5			
9/24/2020		9.2	50.1		25.4		28.8		
9/25/2020				20.2					
9/28/2020								152	5.6
10/1/2020									
11/10/2020									

Prediction Limit

Constituent: Chloride (mg/L) Analysis Run 10/11/2024 11:15 AM View: Appendix III

Plant Bowen Client: Southern Company Data: Bowen AP-1

	BGWA-2 (bg)	BGWC-9	BGWC-17	BGWC-12	BGWC-10	BGWC-8	BGWC-16	BGWC-20	BGWC-25
12/15/2020									
1/20/2021									
1/28/2021									
2/23/2021									
3/23/2021									
3/24/2021		8	35.6	18.4		1.5	24		
3/25/2021									
3/26/2021	3.6								5.7
3/29/2021								131	
3/30/2021					23.8				
4/1/2021									
7/19/2021									
7/20/2021									
8/16/2021	3.4								
8/18/2021		8.5		15.8	25.1	1.7	19.9		
8/19/2021			38.2						5.1
8/20/2021								144	
8/23/2021									
8/25/2021									
11/1/2021									
2/9/2022	3.7								
2/10/2022		8.9				1.6			
2/11/2022			38.5	16.4	28.2		22.3		
2/14/2022									
2/15/2022									
2/16/2022								141	5.7
7/26/2022	3.2	10.9				1.6			
7/27/2022			43.2	16.2			23.1	169	6.2
7/28/2022					30				
8/1/2022									
8/2/2022									
8/3/2022									
10/21/2022									
1/24/2023	3.4								
1/26/2023		7.5	34	14.5		1.7	18.3		
1/27/2023					28.2				5.4
1/30/2023								156	
1/31/2023									
2/1/2023									
2/2/2023									
2/7/2023									
8/15/2023									
8/16/2023				13.7		1.7			
8/17/2023		10.7	39.5		29.2		18.2		11.4
8/18/2023								145	
8/21/2023	2.9								
8/22/2023									
8/23/2023									
8/25/2023									
1/30/2024									
1/31/2024									
2/1/2024		9.3	41.8	14.2	30.1	1.5	18.5		

Prediction Limit

Constituent: Chloride (mg/L) Analysis Run 10/11/2024 11:15 AM View: Appendix III

Plant Bowen Client: Southern Company Data: Bowen AP-1

	BGWA-2 (bg)	BGWC-9	BGWC-17	BGWC-12	BGWC-10	BGWC-8	BGWC-16	BGWC-20	BGWC-25
2/2/2024									
2/5/2024								140	17.6
2/6/2024									
2/7/2024									
2/8/2024	3.2								
8/15/2024									
8/16/2024						1.6			
8/19/2024		11.7	41.7	14.3			16.3		
8/20/2024					29.8			135	34
8/21/2024	3.4								
8/22/2024									
8/23/2024									

Prediction Limit

Constituent: Chloride (mg/L) Analysis Run 10/11/2024 11:15 AM View: Appendix III

Plant Bowen Client: Southern Company Data: Bowen AP-1

	BGWC-21	BGWC-19	BGWC-7	BGWC-18	BGWC-22	BGWC-23	BGWC-24	BGWA-29 (bg)	BGWC-30
6/6/2016									
6/7/2016									
6/8/2016	7.1	23	11	48	440				
6/9/2016						480	1900		
8/9/2016									
8/10/2016									
8/11/2016			11						
8/12/2016		26		27					
8/15/2016									
8/16/2016									
8/18/2016	6.9				500	400	1600		
8/22/2016								4.2	
10/3/2016									
10/4/2016								2.1	
10/5/2016									
10/6/2016			11						
10/7/2016		41		72					
10/10/2016	7.1				480	390	1400		
11/29/2016									
12/1/2016								1.8	
12/2/2016									
12/5/2016									
12/6/2016			11	73					
12/7/2016		23				450	970		
12/8/2016	6.3				540				
1/10/2017								1.6	
1/23/2017									780
2/7/2017									780
2/13/2017									
2/14/2017								1.9	
2/15/2017			12						
2/16/2017		31		19					
2/17/2017	5.6				570				
2/20/2017						470	1900		
3/27/2017									790
4/13/2017									
4/14/2017								1.5	
4/17/2017									770
4/18/2017			12						
4/19/2017	5	30		13		420	1900		
4/20/2017					740				
5/22/2017									890
5/25/2017								1.5	
5/26/2017									
5/30/2017									
6/1/2017	4.9	13		8					
6/2/2017			11						
6/5/2017					530	450	1900		870
7/7/2017									
7/10/2017								1.6	
7/11/2017									840
7/12/2017									

Prediction Limit

Constituent: Chloride (mg/L) Analysis Run 10/11/2024 11:15 AM View: Appendix III

Plant Bowen Client: Southern Company Data: Bowen AP-1

	BGWC-21	BGWC-19	BGWC-7	BGWC-18	BGWC-22	BGWC-23	BGWC-24	BGWA-29 (bg)	BGWC-30
7/13/2017									
7/14/2017		19	11	11					
7/17/2017						470	2100		
7/18/2017	4.2								
7/19/2017					540				
8/23/2017									800
10/9/2017									
10/10/2017								1.7	730
10/11/2017		19	12	24		510	1600		
10/12/2017	4.8				700				
6/12/2018								1.8	
6/13/2018			10.8			598	1880		
6/14/2018	3.3			7.3	725				
6/15/2018		9.3							390
10/16/2018								1.5	
10/17/2018									
10/18/2018			11.7	10.9					
10/19/2018	4.1	15.3							
10/22/2018					827	639	2050		400
4/1/2019								1.6	
4/2/2019			9.4	4.5					333
4/3/2019	5	9.7			856	679	1890		
4/4/2019									
5/2/2019					999				
9/23/2019								1.2	
9/24/2019			8						
9/25/2019									
9/26/2019		26		60.5					
9/27/2019					996	918			143
9/30/2019	4.7						2040		
2/19/2020								1.3	
2/21/2020									
2/25/2020					547				
2/26/2020									100
3/18/2020								1.4	
3/19/2020			8.4						
3/20/2020	4.2	6.6		5.3	665				
3/23/2020						788			117
3/24/2020									
3/25/2020							1670		
5/22/2020									
5/25/2020									
6/23/2020									
7/28/2020									
9/2/2020									
9/3/2020									
9/23/2020								1.1	
9/24/2020	4			30.3	1050	988			
9/25/2020			13.1				1640		127
9/28/2020		8.6							
10/1/2020									
11/10/2020									

Prediction Limit

Constituent: Chloride (mg/L) Analysis Run 10/11/2024 11:15 AM View: Appendix III

Plant Bowen Client: Southern Company Data: Bowen AP-1

	BGWC-21	BGWC-19	BGWC-7	BGWC-18	BGWC-22	BGWC-23	BGWC-24	BGWA-29 (bg)	BGWC-30
12/15/2020									
1/20/2021									
1/28/2021									
2/23/2021									
3/23/2021								1.2	
3/24/2021				6.1					
3/25/2021									85.5
3/26/2021		5.8				928	1240		
3/29/2021	5				886				
3/30/2021			8.8						
4/1/2021									
7/19/2021					579	570	575		
7/20/2021									95.3
8/16/2021								1.1	
8/18/2021									
8/19/2021			7.6	10.4					117
8/20/2021	4.4	4.4							
8/23/2021					879	898	1250		
8/25/2021									
11/1/2021					744	688	661		133
2/9/2022									
2/10/2022								1.2	
2/11/2022			8						
2/14/2022						925			146
2/15/2022					789		1120		
2/16/2022	4	6.7		7.7					
7/26/2022								0.97 (J)	
7/27/2022		7.8		14.9					
7/28/2022	4.7		8.9						
8/1/2022						794			114
8/2/2022					828		17.1		
8/3/2022									
10/21/2022							836 (R)		
1/24/2023								1.5	
1/26/2023			7.5	5.9					
1/27/2023	6.1	3.1							
1/30/2023									
1/31/2023									
2/1/2023							789		154
2/2/2023						737			
2/7/2023					803				
8/15/2023									
8/16/2023								1.3	
8/17/2023			8	12.6					
8/18/2023		5.9							
8/21/2023									97.6
8/22/2023					1020				
8/23/2023	5					439			
8/25/2023							641		
1/30/2024							533		
1/31/2024									
2/1/2024									

Prediction Limit

Constituent: Chloride (mg/L) Analysis Run 10/11/2024 11:15 AM View: Appendix III

Plant Bowen Client: Southern Company Data: Bowen AP-1

	BGWC-21	BGWC-19	BGWC-7	BGWC-18	BGWC-22	BGWC-23	BGWC-24	BGWA-29 (bg)	BGWC-30
2/2/2024		3.5	6.5	5.3					
2/5/2024	5.2							1.1	
2/6/2024									123
2/7/2024									
2/8/2024					679	493			
8/15/2024									
8/16/2024			6.7						
8/19/2024		<1		7					
8/20/2024									
8/21/2024					815		352	1.2	
8/22/2024	5.2					482			72.4
8/23/2024									

ND substitution: RL or RL/2 if <15% NDs.

Prediction Limit

Constituent: Chloride (mg/L) Analysis Run 10/11/2024 11:15 AM View: Appendix III

Plant Bowen Client: Southern Company Data: Bowen AP-1

	BGWA-33 (bg)	BGWA-47D (bg)	BGWC-14A	BGWA-48D (bg)	BGWC-52	BGWC-51
6/6/2016						
6/7/2016						
6/8/2016						
6/9/2016						
8/9/2016						
8/10/2016						
8/11/2016						
8/12/2016						
8/15/2016						
8/16/2016						
8/18/2016						
8/22/2016						
10/3/2016						
10/4/2016						
10/5/2016						
10/6/2016						
10/7/2016						
10/10/2016						
11/29/2016						
12/1/2016						
12/2/2016						
12/5/2016						
12/6/2016						
12/7/2016						
12/8/2016						
1/10/2017						
1/23/2017						
2/7/2017						
2/13/2017						
2/14/2017						
2/15/2017						
2/16/2017						
2/17/2017						
2/20/2017						
3/27/2017						
4/13/2017						
4/14/2017						
4/17/2017						
4/18/2017						
4/19/2017						
4/20/2017						
5/22/2017						
5/25/2017						
5/26/2017						
5/30/2017						
6/1/2017						
6/2/2017						
6/5/2017						
7/7/2017						
7/10/2017						
7/11/2017						
7/12/2017						

Prediction Limit

Constituent: Chloride (mg/L) Analysis Run 10/11/2024 11:15 AM View: Appendix III

Plant Bowen Client: Southern Company Data: Bowen AP-1

	BGWA-33 (bg)	BGWA-47D (bg)	BGWC-14A	BGWA-48D (bg)	BGWC-52	BGWC-51
7/13/2017						
7/14/2017						
7/17/2017						
7/18/2017						
7/19/2017						
8/23/2017						
10/9/2017						
10/10/2017						
10/11/2017						
10/12/2017						
6/12/2018						
6/13/2018						
6/14/2018						
6/15/2018						
10/16/2018						
10/17/2018						
10/18/2018						
10/19/2018						
10/22/2018						
4/1/2019						
4/2/2019						
4/3/2019	5.2					
4/4/2019						
5/2/2019						
9/23/2019						
9/24/2019						
9/25/2019						
9/26/2019						
9/27/2019	394 (o)					
9/30/2019						
2/19/2020						
2/21/2020	2.6					
2/25/2020						
2/26/2020						
3/18/2020						
3/19/2020						
3/20/2020	4					
3/23/2020						
3/24/2020						
3/25/2020						
5/22/2020		6.6	32			
5/25/2020				4		
6/23/2020		5.9	15.7	5.5		
7/28/2020		5.9	20.6	4.6		
9/2/2020		6	18.9			
9/3/2020				6.3		
9/23/2020						
9/24/2020						
9/25/2020	3.3					
9/28/2020						
10/1/2020		6	18.6	7.5		
11/10/2020		5.5	19.6	7.7		

Prediction Limit

Constituent: Chloride (mg/L) Analysis Run 10/11/2024 11:15 AM View: Appendix III

Plant Bowen Client: Southern Company Data: Bowen AP-1

	BGWA-33 (bg)	BGWA-47D (bg)	BGWC-14A	BGWA-48D (bg)	BGWC-52	BGWC-51
12/15/2020		6.3	20.7	8		
1/20/2021		5.7	21.9	7.2		
1/28/2021					484	835
2/23/2021					489	845
3/23/2021						
3/24/2021			14.1			
3/25/2021		5.7		7.5		
3/26/2021						
3/29/2021						
3/30/2021					472	772
4/1/2021	2.9					
7/19/2021						
7/20/2021						
8/16/2021		5.7		8		
8/18/2021			17.1			
8/19/2021						
8/20/2021						
8/23/2021					384	756
8/25/2021	3.3					
11/1/2021						
2/9/2022		5.4	10.8	8.9		
2/10/2022						
2/11/2022						
2/14/2022					46.8	128
2/15/2022						
2/16/2022	2.8					
7/26/2022		5.5	19.6	4.6		
7/27/2022						
7/28/2022					33.9	
8/1/2022						95.4
8/2/2022						
8/3/2022	3.4					
10/21/2022						
1/24/2023		5.2		4.3		
1/26/2023			10.9			
1/27/2023						
1/30/2023						
1/31/2023					41.5	85.6
2/1/2023						
2/2/2023	3.4					
2/7/2023						
8/15/2023		4.9				
8/16/2023			18.2	4.3		
8/17/2023						
8/18/2023						
8/21/2023						108
8/22/2023					64.6	
8/23/2023	2					
8/25/2023						
1/30/2024						
1/31/2024		4.7		7.3		
2/1/2024			17.3			

Prediction Limit

Constituent: Chloride (mg/L) Analysis Run 10/11/2024 11:15 AM View: Appendix III

Plant Bowen Client: Southern Company Data: Bowen AP-1

	BGWA-33 (bg)	BGWA-47D (bg)	BGWC-14A	BGWA-48D (bg)	BGWC-52	BGWC-51
2/2/2024						
2/5/2024					34	42.6
2/6/2024						
2/7/2024	2.3					
2/8/2024						
8/15/2024		4.5		6.1		
8/16/2024			19.7			
8/19/2024						
8/20/2024					15.4	41.9
8/21/2024						
8/22/2024						
8/23/2024	2.9					

Prediction Limit

Constituent: Fluoride (mg/L) Analysis Run 10/11/2024 11:15 AM View: Appendix III

Plant Bowen Client: Southern Company Data: Bowen AP-1

	BGWA-2 (bg)	BGWC-9	BGWC-12	BGWC-17	BGWC-10	BGWC-8	BGWC-16	BGWC-20	BGWC-19
6/6/2016	0.11 (J)	0.12 (J)							
6/7/2016			<0.1	0.15 (J)	0.09 (J)	<0.1	<0.1		
6/8/2016								0.09 (J)	<0.1
6/9/2016									
8/9/2016	0.09 (J)								
8/10/2016						0.07 (J)			
8/11/2016		0.27 (J)		0.3 (J)			0.12 (J)		
8/12/2016			0.08 (J)					0.04 (J)	0.2 (J)
8/15/2016									
8/16/2016					0.09 (J)				
8/18/2016									
8/22/2016									
10/3/2016	0.11 (J)								
10/4/2016						0.07 (J)			
10/5/2016		0.12 (J)							
10/6/2016			0.06 (J)						
10/7/2016				0.14 (J)	0.17 (J)		0.08 (J)		0.07 (J)
10/10/2016								0.06 (J)	
11/29/2016	0.11 (J)								
12/1/2016									
12/2/2016						0.09 (J)			
12/5/2016		0.26 (J)	0.12 (J)						
12/6/2016				0.19 (J)	0.16 (J)		0.24 (J)		
12/7/2016								0.07 (J)	0.09 (J)
12/8/2016									
1/10/2017									
1/23/2017									
2/7/2017									
2/13/2017	0.12 (J)								
2/14/2017						0.02 (J)			
2/15/2017		0.46	0.33						
2/16/2017				0.51	0.38		0.31		0.6
2/17/2017								0.06 (J)	
2/20/2017									
3/27/2017									
4/13/2017	0.1 (J)								
4/14/2017						0.02 (J)			
4/17/2017		0.14 (J)							
4/18/2017			0.006 (J)		0.12 (J)		0.02 (J)		
4/19/2017				0.18 (J)				0.005 (J)	0.09 (J)
4/20/2017									
5/22/2017									
5/25/2017	0.08 (J)								
5/26/2017		0.13 (J)				0.02 (J)			
5/30/2017				0.15 (J)			0.51		
6/1/2017								0.65	0.05 (J)
6/2/2017			0.04 (J)		0.03 (J)				
6/5/2017									
7/7/2017	0.13 (J)								
7/10/2017						0.03 (J)			
7/11/2017		0.2 (J)							
7/12/2017					0.15 (J)				

ND substitution: RL or RL/2 if <15% NDs.

Prediction Limit

Constituent: Fluoride (mg/L) Analysis Run 10/11/2024 11:15 AM View: Appendix III

Plant Bowen Client: Southern Company Data: Bowen AP-1

	BGWA-2 (bg)	BGWC-9	BGWC-12	BGWC-17	BGWC-10	BGWC-8	BGWC-16	BGWC-20	BGWC-19
7/13/2017			0.17 (J)						
7/14/2017				0.16 (J)			0.14 (J)		0.08 (J)
7/17/2017									
7/18/2017								0.36	
7/19/2017									
8/23/2017									
10/9/2017	0.11 (J)								
10/10/2017		0.61	0.08 (J)			<0.1			
10/11/2017				0.64	0.07 (J)		0.29 (J)	<0.1	0.11 (J)
10/12/2017									
3/26/2018	<0.1					<0.1			
3/27/2018		0.36		0.33	<0.1		<0.1		<0.1
3/28/2018			<0.1					<0.1	
3/29/2018									
6/12/2018	0.086 (J)	0.13 (J)				0.061 (J)	0.061 (J)		
6/13/2018								0.038 (J)	
6/14/2018			<0.1	0.11 (J)	0.046 (J)				
6/15/2018									0.07 (J)
10/16/2018	0.06 (J)					<0.1			
10/17/2018		0.13 (J)	<0.1	<0.1					
10/18/2018					<0.1		<0.1		
10/19/2018									0.17 (J)
10/22/2018								<0.1	
2/25/2019	<0.1					<0.1	0.13 (J)		
2/27/2019				0.26 (J)				0.13 (J)	
2/28/2019			0.18 (J)		0.14 (J)				
3/1/2019									0.14 (J)
4/1/2019	0.047 (J)	0.33	0.065 (J)			<0.1			
4/2/2019				0.14 (J)	0.044 (J)		0.23 (J)		
4/3/2019								0.072 (J)	0.051 (J)
4/4/2019									
5/2/2019	<0.1								
9/23/2019	0.076 (J)								
9/24/2019		0.096 (J)				<0.1			
9/25/2019			0.13 (J)		0.075 (J)				
9/26/2019				0.071 (J)			<0.1	<0.1	<0.1
9/27/2019									
9/30/2019									
2/18/2020	<0.1								
2/19/2020						<0.1			
2/20/2020		0.063 (J)			<0.1		<0.1		
2/21/2020									
2/24/2020			0.051 (J)	0.11 (J)				<0.1	0.05 (J)
2/25/2020									
2/26/2020									
3/18/2020	<0.1					<0.1			
3/19/2020		0.074 (J)	<0.1	0.12 (J)			0.052 (J)		
3/20/2020									<0.1
3/23/2020					<0.1			<0.1	
3/24/2020									
3/25/2020									
5/22/2020									

ND substitution: RL or RL/2 if <15% NDs.

Prediction Limit

Constituent: Fluoride (mg/L) Analysis Run 10/11/2024 11:15 AM View: Appendix III

Plant Bowen Client: Southern Company Data: Bowen AP-1

	BGWA-2 (bg)	BGWC-9	BGWC-12	BGWC-17	BGWC-10	BGWC-8	BGWC-16	BGWC-20	BGWC-19
5/25/2020									
6/23/2020									
7/28/2020									
9/2/2020									
9/3/2020									
9/23/2020	<0.1					<0.1			
9/24/2020		0.091 (J)		0.12	<0.1		0.059 (J)		
9/25/2020			<0.1						
9/28/2020								<0.1	<0.1
10/1/2020									
11/10/2020									
12/15/2020									
1/20/2021									
1/28/2021									
2/16/2021	<0.1					<0.1			
2/17/2021		0.086 (J)							
2/18/2021				0.1	<0.1		0.064 (J)	<0.1	<0.1
2/19/2021			<0.1						
2/23/2021									
3/8/2021									
3/23/2021									
3/24/2021		0.075 (J)	<0.1	0.11		<0.1	0.053 (J)		
3/25/2021									
3/26/2021	<0.1								0.053 (J)
3/29/2021								<0.1	
3/30/2021					<0.1				
4/1/2021									
7/19/2021									
7/20/2021									
8/16/2021	<0.1								
8/18/2021		0.073 (J)	<0.1		<0.1	<0.1	<0.1		
8/19/2021				0.097 (J)					
8/20/2021								<0.1	<0.1
8/23/2021									
8/25/2021									
11/1/2021									
2/9/2022	<0.1								
2/10/2022		0.071 (J)				<0.1			
2/11/2022			<0.1	0.1	<0.1		0.056 (J)		
2/14/2022									
2/15/2022									
2/16/2022								<0.1	<0.1
7/26/2022	0.066 (J)	0.11				0.067 (J)			
7/27/2022			0.081 (J)	0.13			0.091 (J)	0.062 (J)	0.071 (J)
7/28/2022					0.064 (J)				
8/1/2022									
8/2/2022									
8/3/2022									
10/21/2022									
1/24/2023	0.055 (J)								
1/26/2023		0.09 (J)	0.083 (J)	0.13		0.063 (J)	0.091 (J)		
1/27/2023					0.058 (J)				0.077 (J)

ND substitution: RL or RL/2 if <15% NDs.

Prediction Limit

Constituent: Fluoride (mg/L) Analysis Run 10/11/2024 11:15 AM View: Appendix III

Plant Bowen Client: Southern Company Data: Bowen AP-1

	BGWA-2 (bg)	BGWC-9	BGWC-12	BGWC-17	BGWC-10	BGWC-8	BGWC-16	BGWC-20	BGWC-19
1/30/2023								0.064 (J)	
1/31/2023									
2/1/2023									
2/2/2023									
2/7/2023									
8/15/2023									
8/16/2023			0.089 (J)			0.064 (J)			
8/17/2023		0.091 (J)		0.12	0.05 (J)		0.074 (J)		
8/18/2023								0.068 (J)	0.077 (J)
8/21/2023	<0.1								
8/22/2023									
8/23/2023									
8/25/2023									
1/30/2024									
1/31/2024									
2/1/2024		0.074 (J)	0.071 (J)	0.12	0.051 (J)	0.051 (J)	0.072 (J)		
2/2/2024									0.069 (J)
2/5/2024								0.056 (J)	
2/6/2024									
2/7/2024									
2/8/2024	<0.1								
8/15/2024									
8/16/2024						0.066 (J)			
8/19/2024		0.1	0.088 (J)	0.14			0.1		<0.1
8/20/2024					0.067 (J)			0.072 (J)	
8/21/2024	0.065 (J)								
8/22/2024									
8/23/2024									

ND substitution: RL or RL/2 if <15% NDs.

Prediction Limit

Constituent: Fluoride (mg/L) Analysis Run 10/11/2024 11:15 AM View: Appendix III

Plant Bowen Client: Southern Company Data: Bowen AP-1

	BGWC-25	BGWC-21	BGWC-18	BGWC-7	BGWC-22	BGWC-24	BGWC-23	BGWA-29 (bg)	BGWC-30
6/6/2016									
6/7/2016									
6/8/2016	0.14 (J)	<0.1	0.1 (J)	0.19 (J)	0.43				
6/9/2016						<0.1	0.12 (J)		
8/9/2016									
8/10/2016									
8/11/2016				0.15 (J)					
8/12/2016			0.39						
8/15/2016	0.08 (J)								
8/16/2016									
8/18/2016		0.09 (J)			0.3 (J)	0.24 (J)	0.08 (J)		
8/22/2016								0.04 (J)	
10/3/2016									
10/4/2016								0.06 (J)	
10/5/2016									
10/6/2016				0.17 (J)					
10/7/2016			0.16 (J)						
10/10/2016	0.1 (J)	0.04 (J)			0.32	0.3	0.09 (J)		
11/29/2016									
12/1/2016								0.08 (J)	
12/2/2016									
12/5/2016									
12/6/2016			0.32	0.22 (J)					
12/7/2016						0.05 (J)	0.08 (J)		
12/8/2016	0.06 (J)	0.08 (J)			0.26 (J)				
1/10/2017								0.03 (J)	
1/23/2017									0.06 (J)
2/7/2017									0.09 (J)
2/13/2017									
2/14/2017								<0.1	
2/15/2017				0.18 (J)					
2/16/2017			0.38						
2/17/2017		0.08 (J)			0.39				
2/20/2017	0.16 (J)					0.65	0.09 (J)		
3/27/2017									0.09 (J)
4/13/2017									
4/14/2017								0.01 (J)	
4/17/2017									0.36
4/18/2017				0.11 (J)					
4/19/2017		0.04 (J)	0.08 (J)			0.21 (J)	0.03 (J)		
4/20/2017	0.02 (J)				0.34				
5/22/2017									0.05 (J)
5/25/2017								0.005 (J)	
5/26/2017									
5/30/2017									
6/1/2017	0.04 (J)	0.03 (J)	0.09 (J)						
6/2/2017				0.07 (J)					
6/5/2017					0.29 (J)	0.05 (J)	<0.1		0.32
7/7/2017									
7/10/2017								0.06 (J)	
7/11/2017									0.13 (J)
7/12/2017									

ND substitution: RL or RL/2 if <15% NDs.

Prediction Limit

Constituent: Fluoride (mg/L) Analysis Run 10/11/2024 11:15 AM View: Appendix III

Plant Bowen Client: Southern Company Data: Bowen AP-1

	BGWC-25	BGWC-21	BGWC-18	BGWC-7	BGWC-22	BGWC-24	BGWC-23	BGWA-29 (bg)	BGWC-30
7/13/2017									
7/14/2017			0.06 (J)	0.23 (J)					
7/17/2017	0.07 (J)					2.5	0.09 (J)		
7/18/2017		0.08 (J)							
7/19/2017					0.33				
8/23/2017									0.17 (J)
10/9/2017									
10/10/2017								<0.1	0.35
10/11/2017	0.11 (J)		0.14 (J)	0.1 (J)		1.8	0.09 (J)		
10/12/2017		0.12 (J)			0.31				
3/26/2018								<0.1	0.75
3/27/2018			<0.1	<0.1					
3/28/2018	<0.1	<0.1							
3/29/2018					0.58	2	<0.1		
6/12/2018								0.053 (J)	
6/13/2018				0.25 (J)		3.1	0.71		
6/14/2018	<0.1	<0.1	0.095 (J)		0.15 (J)				
6/15/2018									0.51
10/16/2018								<0.1	
10/17/2018									
10/18/2018			0.054 (J)	0.047 (J)					
10/19/2018		<0.1							
10/22/2018	<0.1				0.78	3.1	0.81		0.44
2/25/2019									
2/27/2019			<0.1					<0.1	
2/28/2019				0.23 (J)					
3/1/2019	0.12 (J)				0.34	1	0.38		0.24 (J)
4/1/2019								<0.1	
4/2/2019			0.044 (J)	0.22 (J)					0.68
4/3/2019		0.032 (J)			0.23 (J)	3	0.1 (J)		
4/4/2019	<0.1								
5/2/2019					1.4				
9/23/2019								<0.1	
9/24/2019				0.12 (J)					
9/25/2019									
9/26/2019			0.052 (J)						
9/27/2019					1		0.54		0.13 (J)
9/30/2019	0.065 (J)	0.066 (J)				1.2			
2/18/2020									
2/19/2020								<0.1	
2/20/2020									
2/21/2020				0.12 (J)					
2/24/2020			<0.1						
2/25/2020					0.24 (J)		0.066 (J)		
2/26/2020	<0.1	<0.1				0.064 (J)			0.057 (J)
3/18/2020								<0.1	
3/19/2020				0.12 (J)					
3/20/2020		<0.1	<0.1		0.23 (J)				
3/23/2020							0.056 (J)		0.054 (J)
3/24/2020	<0.1								
3/25/2020						0.056 (J)			
5/22/2020									

ND substitution: RL or RL/2 if <15% NDs.

Prediction Limit

Constituent: Fluoride (mg/L) Analysis Run 10/11/2024 11:15 AM View: Appendix III

Plant Bowen Client: Southern Company Data: Bowen AP-1

	BGWC-25	BGWC-21	BGWC-18	BGWC-7	BGWC-22	BGWC-24	BGWC-23	BGWA-29 (bg)	BGWC-30
5/25/2020									
6/23/2020									
7/28/2020									
9/2/2020									
9/3/2020									
9/23/2020								<0.1	
9/24/2020		<0.1	0.058 (J)		0.24		0.062 (J)		
9/25/2020				0.11		0.054 (J)			<0.1
9/28/2020	<0.1								
10/1/2020									
11/10/2020									
12/15/2020									
1/20/2021									
1/28/2021									
2/16/2021								<0.1	
2/17/2021									
2/18/2021			<0.1	0.13					
2/19/2021		<0.1			0.2	0.14	<0.1		
2/23/2021	<0.1								
3/8/2021									<0.1
3/23/2021								<0.1	
3/24/2021			<0.1						
3/25/2021									<0.1
3/26/2021	<0.1					0.095 (J)	0.054 (J)		
3/29/2021		<0.1			0.22				
3/30/2021				0.18					
4/1/2021									
7/19/2021					0.24	0.13	0.065 (J)		
7/20/2021									<0.1
8/16/2021								<0.1	
8/18/2021									
8/19/2021	<0.1		<0.1	0.12					<0.1
8/20/2021		<0.1							
8/23/2021					0.23	0.12	<0.1		
8/25/2021									
11/1/2021					0.25	0.15	0.068 (J)		0.055 (J)
2/9/2022									
2/10/2022								<0.1	
2/11/2022				0.12					
2/14/2022							<0.1		0.075 (J)
2/15/2022					0.24	<0.1			
2/16/2022	<0.1	<0.1	<0.1						
7/26/2022								0.058 (J)	
7/27/2022	0.051 (J)		0.081 (J)						
7/28/2022		<0.1		0.16					
8/1/2022							0.07 (J)		0.09 (J)
8/2/2022					0.19	0.097 (J)			
8/3/2022									
10/21/2022						0.14 (R)			
1/24/2023								0.052 (J)	
1/26/2023			0.056 (J)	0.15					
1/27/2023	0.053 (J)	<0.1							

ND substitution: RL or RL/2 if <15% NDs.

Prediction Limit

Constituent: Fluoride (mg/L) Analysis Run 10/11/2024 11:15 AM View: Appendix III

Plant Bowen Client: Southern Company Data: Bowen AP-1

	BGWC-25	BGWC-21	BGWC-18	BGWC-7	BGWC-22	BGWC-24	BGWC-23	BGWA-29 (bg)	BGWC-30
1/30/2023									
1/31/2023									
2/1/2023						0.18			0.092 (J)
2/2/2023							0.074 (J)		
2/7/2023					0.26				
8/15/2023									
8/16/2023								0.06 (J)	
8/17/2023	<0.1		0.056 (J)	0.14					
8/18/2023									
8/21/2023									0.065 (J)
8/22/2023					0.23				
8/23/2023		<0.1					<0.1		
8/25/2023						0.15			
1/30/2024						0.13			
1/31/2024									
2/1/2024									
2/2/2024			<0.1	0.15					
2/5/2024	<0.1	<0.1						<0.1	
2/6/2024									0.073 (J)
2/7/2024									
2/8/2024					0.19		0.059 (J)		
8/15/2024									
8/16/2024				0.17					
8/19/2024			0.081 (J)						
8/20/2024	0.055 (J)								
8/21/2024					0.22	0.17		0.061 (J)	
8/22/2024		<0.1					<0.1		0.087 (J)
8/23/2024									

ND substitution: RL or RL/2 if <15% NDs.

Prediction Limit

Constituent: Fluoride (mg/L) Analysis Run 10/11/2024 11:15 AM View: Appendix III

Plant Bowen Client: Southern Company Data: Bowen AP-1

	BGWA-33 (bg)	BGWC-14A	BGWA-47D (bg)	BGWA-48D (bg)	BGWC-52	BGWC-51
6/6/2016						
6/7/2016						
6/8/2016						
6/9/2016						
8/9/2016						
8/10/2016						
8/11/2016						
8/12/2016						
8/15/2016						
8/16/2016						
8/18/2016						
8/22/2016						
10/3/2016						
10/4/2016						
10/5/2016						
10/6/2016						
10/7/2016						
10/10/2016						
11/29/2016						
12/1/2016						
12/2/2016						
12/5/2016						
12/6/2016						
12/7/2016						
12/8/2016						
1/10/2017						
1/23/2017						
2/7/2017						
2/13/2017						
2/14/2017						
2/15/2017						
2/16/2017						
2/17/2017						
2/20/2017						
3/27/2017						
4/13/2017						
4/14/2017						
4/17/2017						
4/18/2017						
4/19/2017						
4/20/2017						
5/22/2017						
5/25/2017						
5/26/2017						
5/30/2017						
6/1/2017						
6/2/2017						
6/5/2017						
7/7/2017						
7/10/2017						
7/11/2017						
7/12/2017						

Prediction Limit

Constituent: Fluoride (mg/L) Analysis Run 10/11/2024 11:15 AM View: Appendix III

Plant Bowen Client: Southern Company Data: Bowen AP-1

	BGWA-33 (bg)	BGWC-14A	BGWA-47D (bg)	BGWA-48D (bg)	BGWC-52	BGWC-51
7/13/2017						
7/14/2017						
7/17/2017						
7/18/2017						
7/19/2017						
8/23/2017						
10/9/2017						
10/10/2017						
10/11/2017						
10/12/2017						
3/26/2018						
3/27/2018						
3/28/2018						
3/29/2018						
6/12/2018						
6/13/2018						
6/14/2018						
6/15/2018						
10/16/2018						
10/17/2018						
10/18/2018						
10/19/2018						
10/22/2018						
2/25/2019						
2/27/2019						
2/28/2019						
3/1/2019						
4/1/2019						
4/2/2019						
4/3/2019	0.085 (J)					
4/4/2019						
5/2/2019						
9/23/2019						
9/24/2019						
9/25/2019						
9/26/2019						
9/27/2019	0.33					
9/30/2019						
2/18/2020						
2/19/2020						
2/20/2020						
2/21/2020	0.059 (J)					
2/24/2020						
2/25/2020						
2/26/2020						
3/18/2020						
3/19/2020						
3/20/2020	0.061 (J)					
3/23/2020						
3/24/2020						
3/25/2020						
5/22/2020		0.065 (J)	0.054 (J)			

Prediction Limit

Constituent: Fluoride (mg/L) Analysis Run 10/11/2024 11:15 AM View: Appendix III

Plant Bowen Client: Southern Company Data: Bowen AP-1

	BGWA-33 (bg)	BGWC-14A	BGWA-47D (bg)	BGWA-48D (bg)	BGWC-52	BGWC-51
5/25/2020				0.19 (J)		
6/23/2020		<0.1	<0.1	0.19		
7/28/2020		<0.1	<0.1	0.57		
9/2/2020		0.061 (J)	<0.1			
9/3/2020				0.11		
9/23/2020						
9/24/2020						
9/25/2020	0.068 (J)					
9/28/2020						
10/1/2020		<0.1	<0.1	0.063 (J)		
11/10/2020		<0.1	<0.1	<0.1		
12/15/2020		0.052	<0.1	<0.1		
1/20/2021		<0.1	<0.1	<0.1		
1/28/2021					0.1	0.17
2/16/2021						
2/17/2021			<0.1	<0.1		
2/18/2021		0.055 (J)				
2/19/2021	0.062 (J)					
2/23/2021					0.073 (J)	0.087 (J)
3/8/2021						
3/23/2021						
3/24/2021		<0.1				
3/25/2021			<0.1	<0.1		
3/26/2021						
3/29/2021						
3/30/2021					0.12	0.11
4/1/2021	0.06 (J)					
7/19/2021						
7/20/2021						
8/16/2021			<0.1	<0.1		
8/18/2021		<0.1				
8/19/2021						
8/20/2021						
8/23/2021					0.093 (J)	0.084 (J)
8/25/2021	0.088 (J)					
11/1/2021						
2/9/2022		<0.1	<0.1	0.065 (J)		
2/10/2022						
2/11/2022						
2/14/2022					0.1	0.13
2/15/2022						
2/16/2022	0.061 (J)					
7/26/2022		0.082 (J)	0.064 (J)	0.086 (J)		
7/27/2022						
7/28/2022					0.14	
8/1/2022						0.16
8/2/2022						
8/3/2022	0.079 (J)					
10/21/2022						
1/24/2023			0.05 (J)	0.076 (J)		
1/26/2023		0.084 (J)				
1/27/2023						

Prediction Limit

Constituent: Fluoride (mg/L) Analysis Run 10/11/2024 11:15 AM View: Appendix III

Plant Bowen Client: Southern Company Data: Bowen AP-1

	BGWA-33 (bg)	BGWC-14A	BGWA-47D (bg)	BGWA-48D (bg)	BGWC-52	BGWC-51
1/30/2023						
1/31/2023					0.14	0.15
2/1/2023						
2/2/2023	0.077 (J)					
2/7/2023						
8/15/2023			0.06 (J)			
8/16/2023		0.076 (J)		0.075 (J)		
8/17/2023						
8/18/2023						
8/21/2023						0.14
8/22/2023					0.098 (J)	
8/23/2023	0.056 (J)					
8/25/2023						
1/30/2024						
1/31/2024			0.05 (J)	0.082 (J)		
2/1/2024		0.066 (J)				
2/2/2024						
2/5/2024					0.085 (J)	0.13
2/6/2024						
2/7/2024	0.054 (J)					
2/8/2024						
8/15/2024			<0.1	0.064 (J)		
8/16/2024		0.082 (J)				
8/19/2024						
8/20/2024					0.14	0.18
8/21/2024						
8/22/2024						
8/23/2024	0.099 (J)					

ND substitution: RL or RL/2 if <15% NDs.

Prediction Limit

Constituent: pH (s.u.) Analysis Run 10/11/2024 11:15 AM View: Appendix III

Plant Bowen Client: Southern Company Data: Bowen AP-1

	BGWA-2 (bg)	BGWC-9	BGWC-17	BGWC-12	BGWC-10	BGWC-8	BGWC-16	BGWC-19	BGWC-18
6/6/2016	7.69	7.46							
6/7/2016			7.41	7.56	7.49	7.55	6.99		
6/8/2016								6.58	6.93
6/9/2016									
8/9/2016	7.72								
8/10/2016						7.66			
8/11/2016		7.51	7.39				6.93		
8/12/2016				7.47				6.59	6.98
8/15/2016					7.51				
8/18/2016									
8/22/2016									
10/3/2016	7.74								
10/4/2016									
10/5/2016		7.37				7.37			
10/6/2016				7.26	7.58				
10/7/2016			7.33				6.79	6.77	6.91
10/10/2016									
11/29/2016	7.74								
12/1/2016									
12/2/2016						7.67			
12/5/2016		7.42		7.58					
12/6/2016			7.4		7.44		6.95		7.06
12/7/2016								6.63	
12/8/2016									
1/10/2017									
1/23/2017									
2/7/2017									
2/13/2017	7.63								
2/14/2017						7.54			
2/15/2017		7.32		7.32					
2/16/2017			7.21		7.21		6.8	6.55	6.62
2/17/2017									
2/20/2017									
3/27/2017									
4/13/2017	7.57								
4/14/2017						7.63			
4/17/2017		7.23							
4/18/2017				7.31	7.39		6.9		
4/19/2017			7.06					6.5	6.75
4/20/2017									
5/22/2017									
5/25/2017	7.84								
5/26/2017		7.29				7.76			
5/30/2017			7.51				6.99		
6/1/2017								6.27	6.18
6/2/2017				7.36	7.38				
6/5/2017									
7/7/2017	7.82								
7/10/2017						7.7			
7/11/2017		7.34							
7/12/2017					7.37				
7/13/2017				7.24					

Prediction Limit

Constituent: pH (s.u.) Analysis Run 10/11/2024 11:15 AM View: Appendix III

Plant Bowen Client: Southern Company Data: Bowen AP-1

	BGWA-2 (bg)	BGWC-9	BGWC-17	BGWC-12	BGWC-10	BGWC-8	BGWC-16	BGWC-19	BGWC-18
7/14/2017			7.39				6.93	6.56	6.68
7/17/2017									
7/18/2017									
7/19/2017									
8/23/2017									
10/9/2017	7.8								
10/10/2017		7.28		7.46		7.72			
10/11/2017			7.3		7.37		6.78	6.56	7
10/12/2017									
3/26/2018	7.74					7.71			
3/27/2018		7.38	7.28		7.51		6.81	6.52	6.41
3/28/2018				7.22					
3/29/2018									
6/12/2018	7.88	7.51				7.71	7.01		
6/13/2018									
6/14/2018			7.22	7.35	7.48				6.61
6/15/2018								6.5	
10/16/2018	7.73					7.74			
10/17/2018		7.34	7.37	7.4					
10/18/2018					7.2		6.7		6.67
10/19/2018								6.38	
10/22/2018									
2/25/2019	7.78					7.75	6.74		
2/27/2019			7.38						6.58
2/28/2019				7.28	7.55				
3/1/2019								6.7	
4/1/2019	7.7	7.03		7.23		7.57			
4/2/2019			7.22		7.54		6.75		6.48
4/3/2019								6.58	
4/4/2019									
5/2/2019	7.71								
9/23/2019	7.58								
9/24/2019		7.14				7.53			
9/25/2019				7.1	7.37				
9/26/2019			7.32				6.7	6.55	6.99
9/27/2019									
9/30/2019									
2/18/2020	7.67								
2/19/2020						7.68			
2/20/2020		7.37			7.46		6.48		
2/21/2020									
2/24/2020			7.16	7.28				6.54	6.77
2/25/2020									
2/26/2020									
3/18/2020	7.65					7.73			
3/19/2020		7.35	7.14	7.18			6.6		
3/20/2020								6.56	6.35
3/23/2020					7.51				
3/24/2020									
3/25/2020									
5/22/2020									
5/25/2020									

Prediction Limit

Constituent: pH (s.u.) Analysis Run 10/11/2024 11:15 AM View: Appendix III

Plant Bowen Client: Southern Company Data: Bowen AP-1

	BGWA-2 (bg)	BGWC-9	BGWC-17	BGWC-12	BGWC-10	BGWC-8	BGWC-16	BGWC-19	BGWC-18
6/23/2020									
7/28/2020									
9/2/2020									
9/3/2020									
9/23/2020	7.32					7.67			
9/24/2020		7.34	7.2		7.54		6.66		7.05
9/25/2020				7.1					
9/28/2020								6.45	
10/1/2020									
11/10/2020									
12/15/2020									
1/20/2021									
1/28/2021									
2/16/2021	7.75					7.69			
2/17/2021		7.43							
2/18/2021			7.33		7.54		6.66	6.66	6.48
2/19/2021				7					
2/23/2021									
3/8/2021									
3/23/2021									
3/24/2021		7.26	7.27	7.04		7.66	6.7		6.48
3/25/2021									
3/26/2021	7.63							6.61	
3/29/2021									
3/30/2021					7.41				
4/1/2021									
7/19/2021									
7/20/2021									
8/16/2021	7.46								
8/18/2021		7.49		7.09	7.34	7.7	6.66		
8/19/2021			6.94						6.15
8/20/2021								6.33	
8/23/2021									
8/25/2021									
11/1/2021									
2/9/2022	7.36								
2/10/2022		7.28				7.59			
2/11/2022			7.27	7.18	7.58		6.57		
2/14/2022									
2/15/2022									
2/16/2022								6.57	6.37
7/26/2022	7.45	7.33				7.63			
7/27/2022			7.29	6.85			6.49	6.55	7.02
7/28/2022					7.63				
8/1/2022									
8/2/2022									
8/3/2022									
10/21/2022									
1/24/2023	7.32								
1/26/2023		7.04	7.21	6.68		7.34	6.56		6.2
1/27/2023					7.02			6.61	
1/30/2023									

Prediction Limit

Constituent: pH (s.u.) Analysis Run 10/11/2024 11:15 AM View: Appendix III

Plant Bowen Client: Southern Company Data: Bowen AP-1

	BGWA-2 (bg)	BGWC-9	BGWC-17	BGWC-12	BGWC-10	BGWC-8	BGWC-16	BGWC-19	BGWC-18
1/31/2023									
2/1/2023									
2/2/2023									
2/7/2023									
5/10/2023									
8/15/2023									
8/16/2023				6.7		7.36			
8/17/2023		6.79	6.9		7.18		6.22		6.23
8/18/2023								6.43	
8/21/2023	7.18								
8/22/2023									
8/23/2023									
8/25/2023									
1/30/2024									
1/31/2024									
2/1/2024		7.01	6.87	6.46	7.23	6.98	6.51		
2/2/2024								6.29	5.77
2/5/2024									
2/6/2024									
2/7/2024									
2/8/2024	7.01								
4/3/2024									
5/22/2024									
7/9/2024									
8/15/2024									
8/16/2024						7.28			
8/19/2024		6.86	7.26	6.95			6.48	6.8	6.74
8/20/2024					7.18				
8/21/2024	7.54								
8/22/2024									
8/23/2024									

Prediction Limit

Constituent: pH (s.u.) Analysis Run 10/11/2024 11:15 AM View: Appendix III

Plant Bowen Client: Southern Company Data: Bowen AP-1

	BGWC-7	BGWC-22	BGWC-21	BGWC-20	BGWC-25	BGWC-23	BGWC-24	BGWA-29 (bg)	BGWC-30
6/6/2016									
6/7/2016									
6/8/2016	7	7.1	7.88	7.45	7.95				
6/9/2016						7.3	6.83		
8/9/2016									
8/10/2016	7.02								
8/11/2016									
8/12/2016				7.18					
8/15/2016					7.66				
8/18/2016		7.1	7.86			7.27	6.88		
8/22/2016								7.91	
10/3/2016									
10/4/2016								7.81	
10/5/2016	6.96								
10/6/2016									
10/7/2016									
10/10/2016		6.77	7.96	6.66	7.26	7.35	6.95		
11/29/2016									
12/1/2016								8.06	
12/2/2016									
12/5/2016	7.16								
12/6/2016									
12/7/2016				7.46		7.23	6.91		
12/8/2016		6.94	7.82		7.55				
1/10/2017								7.97	
1/23/2017									7.39
2/7/2017									7.35
2/13/2017									
2/14/2017								7.89	
2/15/2017	7.05								
2/16/2017									
2/17/2017		7.02	7.56	7.17					
2/20/2017					7.45	7.17	6.71		
3/27/2017									7.46
4/13/2017									
4/14/2017								7.86	
4/17/2017	7.17								7.19
4/18/2017									
4/19/2017			7.42	7.01		7.22	6.76		
4/20/2017		6.95			7.58				
5/22/2017									7.4
5/25/2017								8.11	
5/26/2017									
5/30/2017									
6/1/2017	7.17		7.61	7.18	7.65				
6/2/2017									
6/5/2017		7.07				7.31	6.87		7.69
7/7/2017									
7/10/2017								8.12	
7/11/2017									7.29
7/12/2017									
7/13/2017	7.11								

Prediction Limit

Constituent: pH (s.u.) Analysis Run 10/11/2024 11:15 AM View: Appendix III

Plant Bowen Client: Southern Company Data: Bowen AP-1

	BGWC-7	BGWC-22	BGWC-21	BGWC-20	BGWC-25	BGWC-23	BGWC-24	BGWA-29 (bg)	BGWC-30
7/14/2017									
7/17/2017					7.73	7.3	6.65		
7/18/2017			7.77	7.2					
7/19/2017		6.97							
8/23/2017									7.37
10/9/2017									
10/10/2017								8.13	7.34
10/11/2017	7.19			7.1	7.5	7.05	6.6		
10/12/2017		6.95	7.65						
3/26/2018	7							7.98	7.33
3/27/2018									
3/28/2018			7.69	7.19	7.39				
3/29/2018		6.96				7.06	6.7		
6/12/2018	7							8.09	
6/13/2018				7.24		7.19	6.58		
6/14/2018		6.92	7.7		7.35				
6/15/2018									7.35
10/16/2018								7.64	
10/17/2018									
10/18/2018	6.84								
10/19/2018			7.57						
10/22/2018		6.81		6.93	7.25	7.11	6.61		7.35
2/25/2019									
2/27/2019	7.05			7.26				8	
2/28/2019									
3/1/2019		6.9			7.5	7.16	6.57		7.32
4/1/2019	6.99							7.85	
4/2/2019									7.22
4/3/2019		6.77	7.69	7.14		7	6.57		
4/4/2019					7.38				
5/2/2019		6.92							
9/23/2019								7.98	
9/24/2019	6.92								
9/25/2019									
9/26/2019				7.1					
9/27/2019		6.79				7.02			
9/30/2019			7.7		7.36		6.58		7.2
2/18/2020									
2/19/2020								8.01	
2/20/2020									
2/21/2020	7.12								
2/24/2020				7.17					
2/25/2020		6.72				7.05			
2/26/2020			7.55		7.3		6.6		7.28
3/18/2020								8.12	
3/19/2020	7.1								
3/20/2020		6.75	7.69						
3/23/2020				7.14		6.93			7.28
3/24/2020					7.36				
3/25/2020							6.58		
5/22/2020									
5/25/2020									

Prediction Limit

Constituent: pH (s.u.) Analysis Run 10/11/2024 11:15 AM View: Appendix III

Plant Bowen Client: Southern Company Data: Bowen AP-1

	BGWC-7	BGWC-22	BGWC-21	BGWC-20	BGWC-25	BGWC-23	BGWC-24	BGWA-29 (bg)	BGWC-30
6/23/2020									
7/28/2020									
9/2/2020									
9/3/2020									
9/23/2020								8.08	
9/24/2020		6.82	7.78			7.09			
9/25/2020	7.01						6.56		7.34
9/28/2020				7.26	7.35				
10/1/2020									
11/10/2020									
12/15/2020									
1/20/2021									
1/28/2021									
2/16/2021								8	
2/17/2021									
2/18/2021	6.88			7.35					
2/19/2021		6.9	7.64			7.05	6.66		
2/23/2021					7.44				
3/8/2021									7.44
3/23/2021								8	
3/24/2021									
3/25/2021									7.21
3/26/2021					7.36	6.91	6.54		
3/29/2021		6.71	7.75	7.24					
3/30/2021	7.05								
4/1/2021									
7/19/2021		6.67				6.98	6.53		
7/20/2021									7.28
8/16/2021								7.6	
8/18/2021									
8/19/2021	6.89				7.15				7.2
8/20/2021			7.8	7.07					
8/23/2021		6.59				6.73	6.44		
8/25/2021									
11/1/2021		6.8				6.94	6.75		7.3
2/9/2022									
2/10/2022								8.09	
2/11/2022	7.05								
2/14/2022						7.15			7.29
2/15/2022		6.89					6.66		
2/16/2022			7.9	7.31	7.3				
7/26/2022								7.92	
7/27/2022				7.18	7.22				
7/28/2022	6.96		7.85						
8/1/2022						7			7.21
8/2/2022		6.73					6.73		
8/3/2022									
10/21/2022							6.3		
1/24/2023								7.77	
1/26/2023	6.63								
1/27/2023			7.76		7.14				
1/30/2023				7.18					

Prediction Limit

Constituent: pH (s.u.) Analysis Run 10/11/2024 11:15 AM View: Appendix III

Plant Bowen Client: Southern Company Data: Bowen AP-1

	BGWC-7	BGWC-22	BGWC-21	BGWC-20	BGWC-25	BGWC-23	BGWC-24	BGWA-29 (bg)	BGWC-30
1/31/2023									
2/1/2023							6.68		7.15
2/2/2023						6.8			
2/7/2023		6.44							
5/10/2023						6.74 (R)			
8/15/2023									
8/16/2023								7.3	
8/17/2023	6.79				6.97				
8/18/2023				6.84					
8/21/2023									7
8/22/2023		6.4							
8/23/2023			6.96			6.69			
8/25/2023							6.36		
1/30/2024							6.26		
1/31/2024									
2/1/2024									
2/2/2024	6.89								
2/5/2024			6.9	7.25	7.2			7.62	
2/6/2024									6.75
2/7/2024									
2/8/2024		6.44				6.56			
4/3/2024		6.61							
5/22/2024		6.46							
7/9/2024		6.43							
8/15/2024									
8/16/2024	6.84								
8/19/2024									
8/20/2024				7.12	7.01				
8/21/2024		6.32					6.38	7.95	
8/22/2024			7.65			6.7			7.44
8/23/2024									

Prediction Limit

Constituent: pH (s.u.) Analysis Run 10/11/2024 11:15 AM View: Appendix III

Plant Bowen Client: Southern Company Data: Bowen AP-1

	BGWA-33 (bg)	BGWA-47D (bg)	BGWC-14A	BGWA-48D (bg)	BGWC-52	BGWC-51
6/6/2016						
6/7/2016						
6/8/2016						
6/9/2016						
8/9/2016						
8/10/2016						
8/11/2016						
8/12/2016						
8/15/2016						
8/18/2016						
8/22/2016						
10/3/2016						
10/4/2016						
10/5/2016						
10/6/2016						
10/7/2016						
10/10/2016						
11/29/2016						
12/1/2016						
12/2/2016						
12/5/2016						
12/6/2016						
12/7/2016						
12/8/2016						
1/10/2017						
1/23/2017						
2/7/2017						
2/13/2017						
2/14/2017						
2/15/2017						
2/16/2017						
2/17/2017						
2/20/2017						
3/27/2017						
4/13/2017						
4/14/2017						
4/17/2017						
4/18/2017						
4/19/2017						
4/20/2017						
5/22/2017						
5/25/2017						
5/26/2017						
5/30/2017						
6/1/2017						
6/2/2017						
6/5/2017						
7/7/2017						
7/10/2017						
7/11/2017						
7/12/2017						
7/13/2017						

Prediction Limit

Constituent: pH (s.u.) Analysis Run 10/11/2024 11:15 AM View: Appendix III

Plant Bowen Client: Southern Company Data: Bowen AP-1

	BGWA-33 (bg)	BGWA-47D (bg)	BGWC-14A	BGWA-48D (bg)	BGWC-52	BGWC-51
7/14/2017						
7/17/2017						
7/18/2017						
7/19/2017						
8/23/2017						
10/9/2017						
10/10/2017						
10/11/2017						
10/12/2017						
3/26/2018						
3/27/2018						
3/28/2018						
3/29/2018						
6/12/2018						
6/13/2018						
6/14/2018						
6/15/2018						
10/16/2018						
10/17/2018						
10/18/2018						
10/19/2018						
10/22/2018						
2/25/2019						
2/27/2019						
2/28/2019						
3/1/2019						
4/1/2019						
4/2/2019	7.67					
4/3/2019						
4/4/2019						
5/2/2019						
9/23/2019						
9/24/2019						
9/25/2019						
9/26/2019						
9/27/2019	7.75					
9/30/2019						
2/18/2020						
2/19/2020						
2/20/2020						
2/21/2020	7.54					
2/24/2020						
2/25/2020						
2/26/2020						
3/18/2020						
3/19/2020						
3/20/2020	7.53					
3/23/2020						
3/24/2020						
3/25/2020						
5/22/2020		7.15	7.2			
5/25/2020				7.45		

Prediction Limit

Constituent: pH (s.u.) Analysis Run 10/11/2024 11:15 AM View: Appendix III

Plant Bowen Client: Southern Company Data: Bowen AP-1

	BGWA-33 (bg)	BGWA-47D (bg)	BGWC-14A	BGWA-48D (bg)	BGWC-52	BGWC-51
6/23/2020		7 (D)	7.41 (D)	7.46 (D)		
7/28/2020		6.98	6.98	7.79		
9/2/2020		6.95	6.97			
9/3/2020				7.35		
9/23/2020						
9/24/2020						
9/25/2020	7.62					
9/28/2020	7.02					
10/1/2020		6.94	7.08	7.41		
11/10/2020		6.89	7	7.17		
12/15/2020		7.04	7.02	7.37		
1/20/2021		6.83	7.12	7.31		
1/28/2021					7.01	6.81
2/16/2021						
2/17/2021		6.89		7.21		
2/18/2021			7.14			
2/19/2021	7.73					
2/23/2021					6.95	6.71
3/8/2021						
3/23/2021						
3/24/2021			7.04			
3/25/2021		6.94		7.22		
3/26/2021						
3/29/2021						
3/30/2021					6.82	6.64
4/1/2021	7.75					
7/19/2021						
7/20/2021						
8/16/2021		6.8		7.13		
8/18/2021			6.86			
8/19/2021						
8/20/2021						
8/23/2021					6.84	6.61
8/25/2021	7.52					
11/1/2021						
2/9/2022		6.86	7.01	7.16		
2/10/2022						
2/11/2022						
2/14/2022					7.57	7.11
2/15/2022						
2/16/2022	7.2					
7/26/2022		6.75	6.78	7.37		
7/27/2022						
7/28/2022					7.62	
8/1/2022						6.96
8/2/2022						
8/3/2022	6.89					
10/21/2022						
1/24/2023		6.72		7.32		
1/26/2023			6.91			
1/27/2023						
1/30/2023						

Prediction Limit

Constituent: pH (s.u.) Analysis Run 10/11/2024 11:15 AM View: Appendix III

Plant Bowen Client: Southern Company Data: Bowen AP-1

	BGWA-33 (bg)	BGWA-47D (bg)	BGWC-14A	BGWA-48D (bg)	BGWC-52	BGWC-51
1/31/2023					7.56	6.87
2/1/2023						
2/2/2023	6.7					
2/7/2023						
5/10/2023						
8/15/2023		6.62				
8/16/2023			6.56	6.94		
8/17/2023						
8/18/2023						
8/21/2023						6.79
8/22/2023					7.13	
8/23/2023	6.44					
8/25/2023						
1/30/2024						
1/31/2024		6.69		7.38		
2/1/2024			6.85			
2/2/2024						
2/5/2024					7.21	6.93
2/6/2024						
2/7/2024	6.57					
2/8/2024						
4/3/2024						
5/22/2024						
7/9/2024						
8/15/2024		6.93		7.56		
8/16/2024			6.83			
8/19/2024						
8/20/2024					7.68	7.24
8/21/2024						
8/22/2024						
8/23/2024	6.65					

Prediction Limit

Constituent: Sulfate (mg/L) Analysis Run 10/11/2024 11:15 AM View: Appendix III

Plant Bowen Client: Southern Company Data: Bowen AP-1

	BGWA-2 (bg)	BGWC-9	BGWC-17	BGWC-12	BGWC-10	BGWC-8	BGWC-16	BGWC-20	BGWC-25
6/6/2016	8	100							
6/7/2016			120	190	99	26	240		
6/8/2016								530	10
6/9/2016									
8/9/2016	6.5								
8/10/2016						29			
8/11/2016		110	110				250		
8/12/2016				180				530	
8/15/2016									10
8/16/2016					110				
8/18/2016									
8/22/2016									
10/3/2016	5.7								
10/4/2016						40			
10/5/2016		120							
10/6/2016				200					
10/7/2016			150		110		260		
10/10/2016								600	10
11/29/2016	5.2								
12/1/2016									
12/2/2016						37			
12/5/2016		130		130					
12/6/2016			130		110		280		
12/7/2016								580	
12/8/2016									13
1/10/2017									
1/23/2017									
2/7/2017									
2/13/2017	6.4								
2/14/2017						45			
2/15/2017		120		190					
2/16/2017			120		110		380		
2/17/2017								710	
2/20/2017									24
3/27/2017									
4/13/2017	4.9								
4/14/2017						27			
4/17/2017		110							
4/18/2017				220	110		290		
4/19/2017			110					610	
4/20/2017									26
5/22/2017									
5/25/2017	5.7								
5/26/2017		110				34			
5/30/2017			110				260		
6/1/2017								550	29
6/2/2017				250	110				
6/5/2017									
7/7/2017	6.3								
7/10/2017						28			
7/11/2017		110							
7/12/2017					110				

Prediction Limit

Constituent: Sulfate (mg/L) Analysis Run 10/11/2024 11:15 AM View: Appendix III

Plant Bowen Client: Southern Company Data: Bowen AP-1

	BGWA-2 (bg)	BGWC-9	BGWC-17	BGWC-12	BGWC-10	BGWC-8	BGWC-16	BGWC-20	BGWC-25
7/13/2017				250					
7/14/2017			110				260		
7/17/2017									25
7/18/2017								590	
7/19/2017									
8/23/2017									
10/9/2017	6.1								
10/10/2017		110		210		30			
10/11/2017			120		110		270	550	12
10/12/2017									
6/12/2018	8.3	80.6				35.2	246		
6/13/2018								541	
6/14/2018			106	275	110				10
6/15/2018									
10/16/2018	8.9					53			
10/17/2018		117	118	336					
10/18/2018					122		276		
10/19/2018									
10/22/2018								604	8.1
4/1/2019	10.8	81.4		239		30.5			
4/2/2019			86.9		105		272		
4/3/2019								593	
4/4/2019									11.4
5/2/2019	11.2								
9/23/2019	9								
9/24/2019		89				36.5			
9/25/2019				205	93.7				
9/26/2019			219				288	498	
9/27/2019									
9/30/2019									10.7
2/19/2020									
2/21/2020									
2/25/2020									
2/26/2020									
3/18/2020	11.7					34.3			
3/19/2020		74.3	90.5	255			311		
3/20/2020									
3/23/2020					95.6			494	
3/24/2020									18.8
3/25/2020									
5/22/2020									
5/25/2020									
6/23/2020									
7/28/2020									
9/2/2020									
9/3/2020									
9/23/2020	12.9					33.5			
9/24/2020		84.8	156		98.6		338		
9/25/2020				320					
9/28/2020								578	8.8
10/1/2020									
11/10/2020									

Prediction Limit

Constituent: Sulfate (mg/L) Analysis Run 10/11/2024 11:15 AM View: Appendix III

Plant Bowen Client: Southern Company Data: Bowen AP-1

	BGWA-2 (bg)	BGWC-9	BGWC-17	BGWC-12	BGWC-10	BGWC-8	BGWC-16	BGWC-20	BGWC-25
12/15/2020									
1/20/2021									
1/28/2021									
2/23/2021									
3/23/2021									
3/24/2021		70.5	93.7	301		24.2	317		
3/25/2021									
3/26/2021	12.8								21.3
3/29/2021								504	
3/30/2021					104				
4/1/2021									
7/19/2021									
7/20/2021									
8/16/2021	12.7								
8/18/2021		71.7		326	97.9	34	297		
8/19/2021			91.7						10.2
8/20/2021								550	
8/23/2021									
8/25/2021									
11/1/2021									
2/9/2022	13.5								
2/10/2022		70				27.2			
2/11/2022			88.7	343	86.1		358		
2/14/2022									
2/15/2022									
2/16/2022								555	13.7
7/26/2022	13.2	88				31.6			
7/27/2022			118	419			496	617	12.6
7/28/2022					105				
8/1/2022									
8/2/2022									
8/3/2022									
10/21/2022									
1/24/2023	12.5								
1/26/2023		63.6	110	463		24.3	490		
1/27/2023					97.3				24.1
1/30/2023								622	
1/31/2023									
2/1/2023									
2/2/2023									
2/7/2023									
8/15/2023									
8/16/2023				398		21			
8/17/2023		87.3	116		95		453		20.2
8/18/2023								612	
8/21/2023	14.4								
8/22/2023									
8/23/2023									
8/25/2023									
1/30/2024									
1/31/2024									
2/1/2024		78	132	495	96.9	21.4	551		

Prediction Limit

Constituent: Sulfate (mg/L) Analysis Run 10/11/2024 11:15 AM View: Appendix III

Plant Bowen Client: Southern Company Data: Bowen AP-1

	BGWA-2 (bg)	BGWC-9	BGWC-17	BGWC-12	BGWC-10	BGWC-8	BGWC-16	BGWC-20	BGWC-25
2/2/2024									
2/5/2024								649	34.6
2/6/2024									
2/7/2024									
2/8/2024	13.8								
8/15/2024									
8/16/2024						15.1			
8/19/2024		87	138 (M1)	419			519		
8/20/2024					92.6			623	42
8/21/2024	14.3								
8/22/2024									
8/23/2024									

Prediction Limit

Constituent: Sulfate (mg/L) Analysis Run 10/11/2024 11:15 AM View: Appendix III

Plant Bowen Client: Southern Company Data: Bowen AP-1

	BGWC-21	BGWC-19	BGWC-7	BGWC-18	BGWC-22	BGWC-23	BGWC-24	BGWA-29 (bg)	BGWC-30
6/6/2016									
6/7/2016									
6/8/2016	75	110	410	120	660				
6/9/2016						510	730		
8/9/2016									
8/10/2016									
8/11/2016			460						
8/12/2016		110		81					
8/15/2016									
8/16/2016									
8/18/2016	66				730	480	580		
8/22/2016								4.2	
10/3/2016									
10/4/2016								6.4	
10/5/2016									
10/6/2016			440						
10/7/2016		150		140					
10/10/2016	57				650	460	520		
11/29/2016									
12/1/2016								7.8	
12/2/2016									
12/5/2016									
12/6/2016			470	160					
12/7/2016		97				490	370		
12/8/2016	68				660				
1/10/2017								4.5	
1/23/2017									410
2/7/2017									410
2/13/2017									
2/14/2017								5.1	
2/15/2017			510						
2/16/2017		130		92					
2/17/2017	57				740				
2/20/2017						520	610		
3/27/2017									410
4/13/2017									
4/14/2017								4.4	
4/17/2017									400
4/18/2017			450						
4/19/2017	52	140		80		490	600		
4/20/2017					990				
5/22/2017									460
5/25/2017								4.2	
5/26/2017									
5/30/2017									
6/1/2017	55	70		73					
6/2/2017			470						
6/5/2017					700	480	700		440
7/7/2017									
7/10/2017								3.5	
7/11/2017									420
7/12/2017									

Prediction Limit

Constituent: Sulfate (mg/L) Analysis Run 10/11/2024 11:15 AM View: Appendix III

Plant Bowen Client: Southern Company Data: Bowen AP-1

	BGWC-21	BGWC-19	BGWC-7	BGWC-18	BGWC-22	BGWC-23	BGWC-24	BGWA-29 (bg)	BGWC-30
7/13/2017									
7/14/2017		110	230	78					
7/17/2017						510	670		
7/18/2017	50								
7/19/2017					720				
8/23/2017									390
10/9/2017									
10/10/2017								3.3	420
10/11/2017		93	480	83		510	510		
10/12/2017	48				780				
6/12/2018								6.8	
6/13/2018			419			586	689		
6/14/2018	48.1			74.6	738				
6/15/2018		78.3							174
10/16/2018								7.6	
10/17/2018									
10/18/2018			438	89.3					
10/19/2018	57.2	114							
10/22/2018					846	590	723		204
4/1/2019								5.2	
4/2/2019			334	70.1					153
4/3/2019	61.9	90.6			720	603	648		
4/4/2019									
5/2/2019					827				
9/23/2019								6.6	
9/24/2019			266						
9/25/2019									
9/26/2019		130		114					
9/27/2019					905	721			51.7
9/30/2019	54.5						758		
2/19/2020								1.6	
2/21/2020									
2/25/2020					472				
2/26/2020									42.6
3/18/2020								3.7	
3/19/2020			287						
3/20/2020	57.8	76.9		75.9	610				
3/23/2020						612			55.7
3/24/2020									
3/25/2020							603		
5/22/2020									
5/25/2020									
6/23/2020									
7/28/2020									
9/2/2020									
9/3/2020									
9/23/2020								5.3	
9/24/2020	57.8			69.9	864	676			
9/25/2020			298				613		53.6
9/28/2020		70.3							
10/1/2020									
11/10/2020									

Prediction Limit

Constituent: Sulfate (mg/L) Analysis Run 10/11/2024 11:15 AM View: Appendix III

Plant Bowen Client: Southern Company Data: Bowen AP-1

	BGWC-21	BGWC-19	BGWC-7	BGWC-18	BGWC-22	BGWC-23	BGWC-24	BGWA-29 (bg)	BGWC-30
12/15/2020									
1/20/2021									
1/28/2021									
2/23/2021									
3/23/2021								4.6	
3/24/2021				67.3					
3/25/2021									28.1
3/26/2021		66.8				679	515		
3/29/2021	55.2				772				
3/30/2021			290						
4/1/2021									
7/19/2021					506	335	194		
7/20/2021									37.2
8/16/2021								4.8	
8/18/2021									
8/19/2021			237	56.4					58.2
8/20/2021	54.6	47.5							
8/23/2021					848	628	527		
8/25/2021									
11/1/2021					690	410	225		65.5
2/9/2022									
2/10/2022								1.9	
2/11/2022			225						
2/14/2022						622			74.4
2/15/2022					789		473		
2/16/2022	48.7	79.6		61.5					
7/26/2022								3.6	
7/27/2022		82.7		55.5					
7/28/2022	55.3		268						
8/1/2022						528			63.3
8/2/2022					762		52.8		
8/3/2022									
10/21/2022							389 (R)		
1/24/2023								1.4	
1/26/2023			253	58.3					
1/27/2023	55.3	38.2							
1/30/2023									
1/31/2023									
2/1/2023							395		75.5
2/2/2023						514			
2/7/2023					707				
8/15/2023									
8/16/2023								3.8	
8/17/2023			207	60.8					
8/18/2023		66							
8/21/2023									54
8/22/2023					748				
8/23/2023	46.4					320			
8/25/2023							337		
1/30/2024							324		
1/31/2024									
2/1/2024									

Prediction Limit

Constituent: Sulfate (mg/L) Analysis Run 10/11/2024 11:15 AM View: Appendix III

Plant Bowen Client: Southern Company Data: Bowen AP-1

	BGWC-21	BGWC-19	BGWC-7	BGWC-18	BGWC-22	BGWC-23	BGWC-24	BGWA-29 (bg)	BGWC-30
2/2/2024		48.2	181	57.9					
2/5/2024	50.7							1.3	
2/6/2024									64.2
2/7/2024									
2/8/2024					549	368			
8/15/2024									
8/16/2024			165						
8/19/2024		<1		63					
8/20/2024									
8/21/2024					537		242	3.3	
8/22/2024	56.5 (M1)					426			32.9
8/23/2024									

ND substitution: RL or RL/2 if <15% NDs.

Prediction Limit

Constituent: Sulfate (mg/L) Analysis Run 10/11/2024 11:15 AM View: Appendix III

Plant Bowen Client: Southern Company Data: Bowen AP-1

	BGWA-33 (bg)	BGWA-47D (bg)	BGWC-14A	BGWA-48D (bg)	BGWC-52	BGWC-51
6/6/2016						
6/7/2016						
6/8/2016						
6/9/2016						
8/9/2016						
8/10/2016						
8/11/2016						
8/12/2016						
8/15/2016						
8/16/2016						
8/18/2016						
8/22/2016						
10/3/2016						
10/4/2016						
10/5/2016						
10/6/2016						
10/7/2016						
10/10/2016						
11/29/2016						
12/1/2016						
12/2/2016						
12/5/2016						
12/6/2016						
12/7/2016						
12/8/2016						
1/10/2017						
1/23/2017						
2/7/2017						
2/13/2017						
2/14/2017						
2/15/2017						
2/16/2017						
2/17/2017						
2/20/2017						
3/27/2017						
4/13/2017						
4/14/2017						
4/17/2017						
4/18/2017						
4/19/2017						
4/20/2017						
5/22/2017						
5/25/2017						
5/26/2017						
5/30/2017						
6/1/2017						
6/2/2017						
6/5/2017						
7/7/2017						
7/10/2017						
7/11/2017						
7/12/2017						

Prediction Limit

Constituent: Sulfate (mg/L) Analysis Run 10/11/2024 11:15 AM View: Appendix III

Plant Bowen Client: Southern Company Data: Bowen AP-1

	BGWA-33 (bg)	BGWA-47D (bg)	BGWC-14A	BGWA-48D (bg)	BGWC-52	BGWC-51
7/13/2017						
7/14/2017						
7/17/2017						
7/18/2017						
7/19/2017						
8/23/2017						
10/9/2017						
10/10/2017						
10/11/2017						
10/12/2017						
6/12/2018						
6/13/2018						
6/14/2018						
6/15/2018						
10/16/2018						
10/17/2018						
10/18/2018						
10/19/2018						
10/22/2018						
4/1/2019						
4/2/2019						
4/3/2019	26.2					
4/4/2019						
5/2/2019						
9/23/2019						
9/24/2019						
9/25/2019						
9/26/2019						
9/27/2019	200 (o)					
9/30/2019						
2/19/2020						
2/21/2020	23.5					
2/25/2020						
2/26/2020						
3/18/2020						
3/19/2020						
3/20/2020	26.1					
3/23/2020						
3/24/2020						
3/25/2020						
5/22/2020		53.5	92.6			
5/25/2020				43.3		
6/23/2020		64.5	88.7	59.7		
7/28/2020		65.7	300	15.8		
9/2/2020		70.2	360			
9/3/2020				24.4		
9/23/2020						
9/24/2020						
9/25/2020	22.6					
9/28/2020						
10/1/2020		70.2	382	26.6		
11/10/2020		68.9	354	24.1		

Prediction Limit

Constituent: Sulfate (mg/L) Analysis Run 10/11/2024 11:15 AM View: Appendix III

Plant Bowen Client: Southern Company Data: Bowen AP-1

	BGWA-33 (bg)	BGWA-47D (bg)	BGWC-14A	BGWA-48D (bg)	BGWC-52	BGWC-51
12/15/2020		78	406	28.3		
1/20/2021		73.4	299	26.1		
1/28/2021					308	562
2/23/2021					320	536
3/23/2021						
3/24/2021			115			
3/25/2021		74.5		22		
3/26/2021						
3/29/2021						
3/30/2021					347	636
4/1/2021	24.6					
7/19/2021						
7/20/2021						
8/16/2021		74.5		6.7		
8/18/2021			375			
8/19/2021						
8/20/2021						
8/23/2021					277	545
8/25/2021	25					
11/1/2021						
2/9/2022		72.7	130	19.1		
2/10/2022						
2/11/2022						
2/14/2022					64.1	114
2/15/2022						
2/16/2022	22.8					
7/26/2022		74.9	486	20.8		
7/27/2022						
7/28/2022					50.1	
8/1/2022						94.4
8/2/2022						
8/3/2022	4.6					
10/21/2022						
1/24/2023		67.2		22.4		
1/26/2023			213			
1/27/2023						
1/30/2023						
1/31/2023					77.2	135
2/1/2023						
2/2/2023	7.3					
2/7/2023						
8/15/2023		65.7				
8/16/2023			486	23		
8/17/2023						
8/18/2023						
8/21/2023						95
8/22/2023					92.8	
8/23/2023	20.5					
8/25/2023						
1/30/2024						
1/31/2024		69.1		54.2		
2/1/2024			483			

Prediction Limit

Constituent: Sulfate (mg/L) Analysis Run 10/11/2024 11:15 AM View: Appendix III

Plant Bowen Client: Southern Company Data: Bowen AP-1

	BGWA-33 (bg)	BGWA-47D (bg)	BGWC-14A	BGWA-48D (bg)	BGWC-52	BGWC-51
2/2/2024						
2/5/2024					52	60.5
2/6/2024						
2/7/2024	23					
2/8/2024						
8/15/2024		66.1		45.3		
8/16/2024			492			
8/19/2024						
8/20/2024					45.6	58.9
8/21/2024						
8/22/2024						
8/23/2024	22.4					

Prediction Limit

Constituent: Total Dissolved Solids (mg/L) Analysis Run 10/11/2024 11:15 AM View: Appendix III

Plant Bowen Client: Southern Company Data: Bowen AP-1

	BGWA-2 (bg)	BGWC-9	BGWC-12	BGWC-16	BGWC-17	BGWC-8	BGWC-10	BGWC-20	BGWC-19
6/6/2016	170	320							
6/7/2016			510	580	360	200	300		
6/8/2016								1000	340
6/9/2016									
8/9/2016	183								
8/10/2016						228			
8/11/2016		361		548	340				
8/12/2016			476					1100	326
8/15/2016									
8/16/2016							286		
8/18/2016									
8/22/2016									
10/3/2016	201								
10/4/2016						186			
10/5/2016		376							
10/6/2016			524						
10/7/2016				617	533		513		621
10/10/2016								1110	
11/29/2016	109								
12/1/2016									
12/2/2016						183			
12/5/2016		426	489						
12/6/2016				730	413		421		
12/7/2016								1100	269
12/8/2016									
1/10/2017									
1/23/2017									
2/7/2017									
2/13/2017	214								
2/14/2017						367			
2/15/2017		452	562						
2/16/2017				685	434		433		488
2/17/2017								1160	
2/20/2017									
3/27/2017									
4/13/2017	211								
4/14/2017						184			
4/17/2017		388							
4/18/2017			955	621			349		
4/19/2017					415			1180	396
4/20/2017									
5/22/2017									
5/25/2017	173								
5/26/2017		423				179			
5/30/2017				601	391				
6/1/2017								1130	266
6/2/2017			602				313		
6/5/2017									
7/7/2017	165								
7/10/2017						211			
7/11/2017		387							
7/12/2017							255		

Prediction Limit

Constituent: Total Dissolved Solids (mg/L) Analysis Run 10/11/2024 11:15 AM View: Appendix III

Plant Bowen Client: Southern Company Data: Bowen AP-1

	BGWA-2 (bg)	BGWC-9	BGWC-12	BGWC-16	BGWC-17	BGWC-8	BGWC-10	BGWC-20	BGWC-19
7/13/2017			617						
7/14/2017				569	391				325
7/17/2017									
7/18/2017								1160	
7/19/2017									
8/23/2017									
10/9/2017	150								
10/10/2017		376	534			178			
10/11/2017				588	403		343	1050	287
10/12/2017									
6/12/2018	187	348		593		217			
6/13/2018								1060	
6/14/2018			684		395		362		
6/15/2018									280
10/16/2018	192					247			
10/17/2018		377	739		446				
10/18/2018				578			355		
10/19/2018									321
10/22/2018								1150	
4/1/2019	226	326	191			191			
4/2/2019				604	321		355		
4/3/2019								1090	259
4/4/2019									
9/23/2019	186								
9/24/2019		325				193			
9/25/2019			690				388		
9/26/2019				688	550			1210	428
9/27/2019									
9/30/2019									
2/19/2020									
2/21/2020									
2/25/2020									
2/26/2020									
3/18/2020	191					193			
3/19/2020		306	662	631	324				
3/20/2020									243
3/23/2020							355	1220	
3/24/2020									
3/25/2020									
5/22/2020									
5/25/2020									
6/23/2020									
7/28/2020									
9/2/2020									
9/3/2020									
9/23/2020	237					187			
9/24/2020		322		732	481		356		
9/25/2020			740						
9/28/2020								1060	243
10/1/2020									
11/10/2020									
12/15/2020									

Prediction Limit

Constituent: Total Dissolved Solids (mg/L) Analysis Run 10/11/2024 11:15 AM View: Appendix III

Plant Bowen Client: Southern Company Data: Bowen AP-1

	BGWA-2 (bg)	BGWC-9	BGWC-12	BGWC-16	BGWC-17	BGWC-8	BGWC-10	BGWC-20	BGWC-19
1/20/2021									
1/28/2021									
2/23/2021									
3/23/2021									
3/24/2021		294	752	610	374	198			
3/25/2021									
3/26/2021	204								205
3/29/2021								1100	
3/30/2021							321		
4/1/2021									
8/16/2021	217								
8/18/2021		307	798	658		220	366		
8/19/2021					384				
8/20/2021								1300	204
8/23/2021									
8/25/2021									
2/9/2022	229								
2/10/2022		304				259			
2/11/2022			816	782	392		360		
2/14/2022									
2/15/2022									
2/16/2022								1180	288
7/26/2022	215	349				196			
7/27/2022			952	944	438			1370	338
7/28/2022							338		
8/1/2022									
8/2/2022									
8/3/2022									
10/21/2022									
1/24/2023	223								
1/26/2023		301	995	895	396	190			
1/27/2023							380		200
1/30/2023								1280	
1/31/2023									
2/1/2023									
2/2/2023									
2/7/2023									
8/15/2023									
8/16/2023			1050			189			
8/17/2023		393		977	438		398		
8/18/2023								1490	318
8/21/2023	243								
8/22/2023									
8/23/2023									
8/25/2023									
1/30/2024									
1/31/2024									
2/1/2024		339	1150	1090	445	202	391		
2/2/2024									237
2/5/2024								1490	
2/6/2024									
2/7/2024									

Prediction Limit

Constituent: Total Dissolved Solids (mg/L) Analysis Run 10/11/2024 11:15 AM View: Appendix III

Plant Bowen Client: Southern Company Data: Bowen AP-1

	BGWA-2 (bg)	BGWC-9	BGWC-12	BGWC-16	BGWC-17	BGWC-8	BGWC-10	BGWC-20	BGWC-19
2/8/2024	221								
8/15/2024									
8/16/2024						173			
8/19/2024		463	1090	1110	524				401
8/20/2024							409	1620	
8/21/2024	219								
8/22/2024									
8/23/2024									

Prediction Limit

Constituent: Total Dissolved Solids (mg/L) Analysis Run 10/11/2024 11:15 AM View: Appendix III

Plant Bowen Client: Southern Company Data: Bowen AP-1

	BGWC-18	BGWC-25	BGWC-7	BGWC-21	BGWC-22	BGWC-23	BGWC-24	BGWA-29 (bg)	BGWC-30
6/6/2016									
6/7/2016									
6/8/2016	390	170	800	260	2000				
6/9/2016						1900	5200		
8/9/2016									
8/10/2016									
8/11/2016			852						
8/12/2016	310								
8/15/2016		161							
8/16/2016									
8/18/2016				239	1960	1600	4200		
8/22/2016								121	
10/3/2016									
10/4/2016								95	
10/5/2016									
10/6/2016			906						
10/7/2016	823								
10/10/2016		196		239	2130	1640	3850		
11/29/2016									
12/1/2016								121	
12/2/2016									
12/5/2016									
12/6/2016	560		976						
12/7/2016						1770	2720		
12/8/2016		209		255	2200				
1/10/2017								115	
1/23/2017									2060
2/7/2017									1860
2/13/2017									
2/14/2017								345 (o)	
2/15/2017			968						
2/16/2017	364								
2/17/2017				236	2200				
2/20/2017		251				1720	4200		
3/27/2017									2440
4/13/2017									
4/14/2017								119	
4/17/2017									2180
4/18/2017			944						
4/19/2017	337			247		1800	4680		
4/20/2017		324			2330				
5/22/2017									2470
5/25/2017								109	
5/26/2017									
5/30/2017									
6/1/2017	215	177		185					
6/2/2017			910						
6/5/2017					2530	2050	5660		2780
7/7/2017									
7/10/2017								140	
7/11/2017									2580
7/12/2017									

Prediction Limit

Constituent: Total Dissolved Solids (mg/L) Analysis Run 10/11/2024 11:15 AM View: Appendix III

Plant Bowen Client: Southern Company Data: Bowen AP-1

	BGWC-18	BGWC-25	BGWC-7	BGWC-21	BGWC-22	BGWC-23	BGWC-24	BGWA-29 (bg)	BGWC-30
7/13/2017									
7/14/2017	281		887						
7/17/2017		238				1810	5080		
7/18/2017				219					
7/19/2017					2650				
8/23/2017									2400
10/9/2017									
10/10/2017								93	1990
10/11/2017	334	199	887			1780	4920		
10/12/2017				245	2500				
6/12/2018								139	
6/13/2018			873			2020	4180		
6/14/2018	290	225		231	2380				
6/15/2018									1190
10/16/2018								138	
10/17/2018									
10/18/2018	325		876						
10/19/2018				236					
10/22/2018		218			2490	1880	4300		1070
4/1/2019								114	
4/2/2019	258		728						773
4/3/2019				244	2180	1990	13 (J)		
4/4/2019		196							
9/23/2019								122	
9/24/2019			733						
9/25/2019									
9/26/2019	470								
9/27/2019					3260	2540			629
9/30/2019		220		256			4430		
2/19/2020								113	
2/21/2020									
2/25/2020					1930				
2/26/2020									523
3/18/2020								108	
3/19/2020			733						
3/20/2020	255			253	2200				
3/23/2020						2800			613
3/24/2020		213							
3/25/2020							4140		
5/22/2020									
5/25/2020									
6/23/2020									
7/28/2020									
9/2/2020									
9/3/2020									
9/23/2020								114	
9/24/2020	310			243	3490	3160			
9/25/2020			726				5020		482
9/28/2020		223							
10/1/2020									
11/10/2020									
12/15/2020									

Prediction Limit

Constituent: Total Dissolved Solids (mg/L) Analysis Run 10/11/2024 11:15 AM View: Appendix III

Plant Bowen Client: Southern Company Data: Bowen AP-1

	BGWC-18	BGWC-25	BGWC-7	BGWC-21	BGWC-22	BGWC-23	BGWC-24	BGWA-29 (bg)	BGWC-30
1/20/2021									
1/28/2021									
2/23/2021									
3/23/2021								108	
3/24/2021	240								
3/25/2021									358
3/26/2021		215				2690	3070		
3/29/2021				198	2430				
3/30/2021			570						
4/1/2021									
8/16/2021								101	
8/18/2021									
8/19/2021	252	235	666						682
8/20/2021				213					
8/23/2021					3660	3140	4300		
8/25/2021									
2/9/2022									
2/10/2022								96	
2/11/2022			618						
2/14/2022						3350			618
2/15/2022					3340		3890		
2/16/2022	253	235		235					
7/26/2022								114	
7/27/2022	307	231							
7/28/2022			732	259					
8/1/2022						2780			582
8/2/2022					3440		334		
8/3/2022									
10/21/2022							1610		
1/24/2023								129	
1/26/2023	197		657						
1/27/2023		310		342					
1/30/2023									
1/31/2023									
2/1/2023							2550		745
2/2/2023						2680			
2/7/2023					2490				
8/15/2023									
8/16/2023								101	
8/17/2023	303	250	702						
8/18/2023									
8/21/2023									611
8/22/2023					3940				
8/23/2023				268		1620			
8/25/2023							2120		
1/30/2024							2180		
1/31/2024									
2/1/2024									
2/2/2024	220		598						
2/5/2024		279		267				111	
2/6/2024									511
2/7/2024									

Prediction Limit

Constituent: Total Dissolved Solids (mg/L) Analysis Run 10/11/2024 11:15 AM View: Appendix III

Plant Bowen Client: Southern Company Data: Bowen AP-1

	BGWC-18	BGWC-25	BGWC-7	BGWC-21	BGWC-22	BGWC-23	BGWC-24	BGWA-29 (bg)	BGWC-30
2/8/2024					2560	1790			
8/15/2024									
8/16/2024			578						
8/19/2024	335								
8/20/2024		332							
8/21/2024					2950		1440	105	
8/22/2024				249		2340			344 (5G)
8/23/2024									

Prediction Limit

Constituent: Total Dissolved Solids (mg/L) Analysis Run 10/11/2024 11:15 AM View: Appendix III

Plant Bowen Client: Southern Company Data: Bowen AP-1

	BGWA-33 (bg)	BGWC-14A	BGWA-47D (bg)	BGWA-48D (bg)	BGWC-52	BGWC-51
6/6/2016						
6/7/2016						
6/8/2016						
6/9/2016						
8/9/2016						
8/10/2016						
8/11/2016						
8/12/2016						
8/15/2016						
8/16/2016						
8/18/2016						
8/22/2016						
10/3/2016						
10/4/2016						
10/5/2016						
10/6/2016						
10/7/2016						
10/10/2016						
11/29/2016						
12/1/2016						
12/2/2016						
12/5/2016						
12/6/2016						
12/7/2016						
12/8/2016						
1/10/2017						
1/23/2017						
2/7/2017						
2/13/2017						
2/14/2017						
2/15/2017						
2/16/2017						
2/17/2017						
2/20/2017						
3/27/2017						
4/13/2017						
4/14/2017						
4/17/2017						
4/18/2017						
4/19/2017						
4/20/2017						
5/22/2017						
5/25/2017						
5/26/2017						
5/30/2017						
6/1/2017						
6/2/2017						
6/5/2017						
7/7/2017						
7/10/2017						
7/11/2017						
7/12/2017						

Prediction Limit

Constituent: Total Dissolved Solids (mg/L) Analysis Run 10/11/2024 11:15 AM View: Appendix III

Plant Bowen Client: Southern Company Data: Bowen AP-1

	BGWA-33 (bg)	BGWC-14A	BGWA-47D (bg)	BGWA-48D (bg)	BGWC-52	BGWC-51
7/13/2017						
7/14/2017						
7/17/2017						
7/18/2017						
7/19/2017						
8/23/2017						
10/9/2017						
10/10/2017						
10/11/2017						
10/12/2017						
6/12/2018						
6/13/2018						
6/14/2018						
6/15/2018						
10/16/2018						
10/17/2018						
10/18/2018						
10/19/2018						
10/22/2018						
4/1/2019						
4/2/2019						
4/3/2019	235					
4/4/2019						
9/23/2019						
9/24/2019						
9/25/2019						
9/26/2019						
9/27/2019	275					
9/30/2019						
2/19/2020						
2/21/2020	229					
2/25/2020						
2/26/2020						
3/18/2020						
3/19/2020						
3/20/2020	229					
3/23/2020						
3/24/2020						
3/25/2020						
5/22/2020		454	357			
5/25/2020				249		
6/23/2020		423	383	280		
7/28/2020		768	410	264		
9/2/2020		814	389			
9/3/2020				303		
9/23/2020						
9/24/2020						
9/25/2020	233					
9/28/2020						
10/1/2020		824	384	301		
11/10/2020		800	405	305		
12/15/2020		876	385	289		

Prediction Limit

Constituent: Total Dissolved Solids (mg/L) Analysis Run 10/11/2024 11:15 AM View: Appendix III

Plant Bowen Client: Southern Company Data: Bowen AP-1

	BGWA-33 (bg)	BGWC-14A	BGWA-47D (bg)	BGWA-48D (bg)	BGWC-52	BGWC-51
1/20/2021		786	377	285		
1/28/2021					1460	2950
2/23/2021					1590	2900
3/23/2021						
3/24/2021		445				
3/25/2021			415	331		
3/26/2021						
3/29/2021						
3/30/2021					1170	1980
4/1/2021	183					
8/16/2021			399	269		
8/18/2021		850				
8/19/2021						
8/20/2021						
8/23/2021					1960	3370
8/25/2021	208					
2/9/2022		468	403	290		
2/10/2022						
2/11/2022						
2/14/2022					321	632
2/15/2022						
2/16/2022	208					
7/26/2022		966	402	246		
7/27/2022						
7/28/2022					236	
8/1/2022						502
8/2/2022						
8/3/2022	287					
10/21/2022						
1/24/2023			391	280		
1/26/2023		554				
1/27/2023						
1/30/2023						
1/31/2023					286	664
2/1/2023						
2/2/2023	368					
2/7/2023						
8/15/2023			399			
8/16/2023		1090		267		
8/17/2023						
8/18/2023						
8/21/2023						704
8/22/2023					468	
8/23/2023	351					
8/25/2023						
1/30/2024						
1/31/2024			411	324		
2/1/2024		1040				
2/2/2024						
2/5/2024					268	335
2/6/2024						
2/7/2024	421					

Prediction Limit

Constituent: Total Dissolved Solids (mg/L) Analysis Run 10/11/2024 11:15 AM View: Appendix III

Plant Bowen Client: Southern Company Data: Bowen AP-1

	BGWA-33 (bg)	BGWC-14A	BGWA-47D (bg)	BGWA-48D (bg)	BGWC-52	BGWC-51
2/8/2024						
8/15/2024			388	299		
8/16/2024		1070				
8/19/2024						
8/20/2024					227	367
8/21/2024						
8/22/2024						
8/23/2024	385					

FIGURE E.

Appendix III Trend Tests - Significant Results

Plant Bowen Client: Southern Company Data: Bowen AP-1 Printed 10/11/2024, 11:19 AM

Constituent	Well	Slope	Calc.	Critical	Sig.	N	%NDs	Normality	Alpha	Method
Boron (mg/L)	BGWC-12	0.06724	170	98	Yes	23	0	n/a	0.01	NP
Boron (mg/L)	BGWC-14A	0.1778	60	58	Yes	16	0	n/a	0.01	NP
Boron (mg/L)	BGWC-17	-0.05123	-104	-98	Yes	23	0	n/a	0.01	NP
Boron (mg/L)	BGWC-18	-0.06125	-155	-98	Yes	23	0	n/a	0.01	NP
Boron (mg/L)	BGWC-19	-0.04592	-105	-98	Yes	23	0	n/a	0.01	NP
Boron (mg/L)	BGWC-20	0.2487	147	98	Yes	23	0	n/a	0.01	NP
Boron (mg/L)	BGWC-22	1.1	210	146	Yes	30	0	n/a	0.01	NP
Boron (mg/L)	BGWC-23	1.306	160	111	Yes	25	0	n/a	0.01	NP
Boron (mg/L)	BGWC-25	0.006354	135	98	Yes	23	0	n/a	0.01	NP
Boron (mg/L)	BGWC-30	-2.769	-179	-118	Yes	26	0	n/a	0.01	NP
Boron (mg/L)	BGWC-51	-7.706	-39	-30	Yes	10	0	n/a	0.01	NP
Boron (mg/L)	BGWC-52	-2.937	-34	-30	Yes	10	0	n/a	0.01	NP
Boron (mg/L)	BGWC-7	-0.1574	-194	-98	Yes	23	0	n/a	0.01	NP
Boron (mg/L)	BGWC-9	-0.02828	-121	-98	Yes	23	0	n/a	0.01	NP
Calcium (mg/L)	BGWA-2 (bg)	2.723	189	105	Yes	24	0	n/a	0.01	NP
Calcium (mg/L)	BGWA-33 (bg)	9.5	50	43	Yes	13	0	n/a	0.01	NP
Calcium (mg/L)	BGWC-12	14.68	227	98	Yes	23	0	n/a	0.01	NP
Calcium (mg/L)	BGWC-14A	16.51	60	58	Yes	16	0	n/a	0.01	NP
Calcium (mg/L)	BGWC-16	10.75	165	98	Yes	23	0	n/a	0.01	NP
Calcium (mg/L)	BGWC-20	14.67	192	98	Yes	23	0	n/a	0.01	NP
Calcium (mg/L)	BGWC-22	49.23	230	124	Yes	27	0	n/a	0.01	NP
Calcium (mg/L)	BGWC-23	49.73	152	111	Yes	25	0	n/a	0.01	NP
Chloride (mg/L)	BGWA-29 (bg)	-0.1066	-174	-105	Yes	24	0	n/a	0.01	NP
Chloride (mg/L)	BGWA-47D (bg)	-0.3465	-88	-58	Yes	16	0	n/a	0.01	NP
Chloride (mg/L)	BGWC-10	1.222	186	98	Yes	23	0	n/a	0.01	NP
Chloride (mg/L)	BGWC-12	-4.321	-234	-98	Yes	23	0	n/a	0.01	NP
Chloride (mg/L)	BGWC-16	-3.311	-188	-98	Yes	23	0	n/a	0.01	NP
Chloride (mg/L)	BGWC-22	47.27	162	124	Yes	27	0	n/a	0.01	NP
Chloride (mg/L)	BGWC-23	53.05	118	111	Yes	25	0	n/a	0.01	NP
Chloride (mg/L)	BGWC-24	-181.8	-174	-118	Yes	26	0	n/a	0.01	NP
Chloride (mg/L)	BGWC-25	0.4244	121	98	Yes	23	0	n/a	0.01	NP
Chloride (mg/L)	BGWC-30	-107.8	-199	-118	Yes	26	0	n/a	0.01	NP
Chloride (mg/L)	BGWC-51	-238.5	-39	-30	Yes	10	0	n/a	0.01	NP
Chloride (mg/L)	BGWC-52	-148.9	-33	-30	Yes	10	0	n/a	0.01	NP
Chloride (mg/L)	BGWC-9	-3.835	-142	-98	Yes	23	0	n/a	0.01	NP
pH (s.u.)	BGWA-2 (bg)	-0.05738	-191	-131	Yes	28	0	n/a	0.01	NP
pH (s.u.)	BGWA-33 (bg)	-0.2469	-66	-53	Yes	15	0	n/a	0.01	NP
pH (s.u.)	BGWA-47D (bg)	-0.1044	-92	-63	Yes	17	0	n/a	0.01	NP
pH (s.u.)	BGWC-16	-0.06182	-246	-124	Yes	27	0	n/a	0.01	NP
pH (s.u.)	BGWC-22	-0.07524	-374	-167	Yes	33	0	n/a	0.01	NP
pH (s.u.)	BGWC-24	-0.05237	-235	-146	Yes	30	0	n/a	0.01	NP
Sulfate (mg/L)	BGWA-2 (bg)	1.176	203	105	Yes	24	0	n/a	0.01	NP
Sulfate (mg/L)	BGWC-12	32.79	192	98	Yes	23	0	n/a	0.01	NP
Sulfate (mg/L)	BGWC-16	24.56	170	98	Yes	23	0	n/a	0.01	NP
Sulfate (mg/L)	BGWC-24	-48.74	-141	-118	Yes	26	0	n/a	0.01	NP
Sulfate (mg/L)	BGWC-7	-36.79	-162	-98	Yes	23	0	n/a	0.01	NP
Total Dissolved Solids (mg/L)	BGWA-2 (bg)	7.075	127	98	Yes	23	0	n/a	0.01	NP
Total Dissolved Solids (mg/L)	BGWC-12	71.03	185	98	Yes	23	0	n/a	0.01	NP
Total Dissolved Solids (mg/L)	BGWC-16	44.62	149	98	Yes	23	0	n/a	0.01	NP
Total Dissolved Solids (mg/L)	BGWC-20	44.85	140	98	Yes	23	0	n/a	0.01	NP
Total Dissolved Solids (mg/L)	BGWC-22	170.9	136	105	Yes	24	0	n/a	0.01	NP
Total Dissolved Solids (mg/L)	BGWC-23	156.7	107	98	Yes	23	0	n/a	0.01	NP
Total Dissolved Solids (mg/L)	BGWC-24	-346.9	-116	-105	Yes	24	0	n/a	0.01	NP
Total Dissolved Solids (mg/L)	BGWC-7	-43.23	-169	-98	Yes	23	0	n/a	0.01	NP

Appendix III Trend Tests - All Results

Plant Bowen Client: Southern Company Data: Bowen AP-1 Printed 10/11/2024, 11:19 AM

Constituent	Well	Slope	Calc.	Critical	Sig.	N	%NDs	Normality	Alpha	Method
Boron (mg/L)	BGWA-2 (bg)	0.000202	17	105	No	24	12.5	n/a	0.01	NP
Boron (mg/L)	BGWA-29 (bg)	0	17	105	No	24	58.33	n/a	0.01	NP
Boron (mg/L)	BGWA-33 (bg)	-0.002369	-24	-43	No	13	7.692	n/a	0.01	NP
Boron (mg/L)	BGWA-47D (bg)	-0.001254	-29	-58	No	16	0	n/a	0.01	NP
Boron (mg/L)	BGWA-48D (bg)	-0.0001931	-4	-58	No	16	0	n/a	0.01	NP
Boron (mg/L)	BGWC-10	0.002458	43	98	No	23	0	n/a	0.01	NP
Boron (mg/L)	**BGWC-12**	**0.06724**	**170**	**98**	**Yes**	**23**	**0**	**n/a**	**0.01**	**NP**
Boron (mg/L)	**BGWC-14A**	**0.1778**	**60**	**58**	**Yes**	**16**	**0**	**n/a**	**0.01**	**NP**
Boron (mg/L)	BGWC-16	0.03167	45	98	No	23	0	n/a	0.01	NP
Boron (mg/L)	**BGWC-17**	**-0.05123**	**-104**	**-98**	**Yes**	**23**	**0**	**n/a**	**0.01**	**NP**
Boron (mg/L)	**BGWC-18**	**-0.06125**	**-155**	**-98**	**Yes**	**23**	**0**	**n/a**	**0.01**	**NP**
Boron (mg/L)	**BGWC-19**	**-0.04592**	**-105**	**-98**	**Yes**	**23**	**0**	**n/a**	**0.01**	**NP**
Boron (mg/L)	**BGWC-20**	**0.2487**	**147**	**98**	**Yes**	**23**	**0**	**n/a**	**0.01**	**NP**
Boron (mg/L)	**BGWC-22**	**1.1**	**210**	**146**	**Yes**	**30**	**0**	**n/a**	**0.01**	**NP**
Boron (mg/L)	**BGWC-23**	**1.306**	**160**	**111**	**Yes**	**25**	**0**	**n/a**	**0.01**	**NP**
Boron (mg/L)	BGWC-24	-1.533	-94	-118	No	26	0	n/a	0.01	NP
Boron (mg/L)	**BGWC-25**	**0.006354**	**135**	**98**	**Yes**	**23**	**0**	**n/a**	**0.01**	**NP**
Boron (mg/L)	**BGWC-30**	**-2.769**	**-179**	**-118**	**Yes**	**26**	**0**	**n/a**	**0.01**	**NP**
Boron (mg/L)	**BGWC-51**	**-7.706**	**-39**	**-30**	**Yes**	**10**	**0**	**n/a**	**0.01**	**NP**
Boron (mg/L)	**BGWC-52**	**-2.937**	**-34**	**-30**	**Yes**	**10**	**0**	**n/a**	**0.01**	**NP**
Boron (mg/L)	**BGWC-7**	**-0.1574**	**-194**	**-98**	**Yes**	**23**	**0**	**n/a**	**0.01**	**NP**
Boron (mg/L)	**BGWC-9**	**-0.02828**	**-121**	**-98**	**Yes**	**23**	**0**	**n/a**	**0.01**	**NP**
Calcium (mg/L)	**BGWA-2 (bg)**	**2.723**	**189**	**105**	**Yes**	**24**	**0**	**n/a**	**0.01**	**NP**
Calcium (mg/L)	BGWA-29 (bg)	0.03009	14	105	No	24	0	n/a	0.01	NP
Calcium (mg/L)	**BGWA-33 (bg)**	**9.5**	**50**	**43**	**Yes**	**13**	**0**	**n/a**	**0.01**	**NP**
Calcium (mg/L)	BGWA-47D (bg)	0.6934	7	58	No	16	0	n/a	0.01	NP
Calcium (mg/L)	BGWA-48D (bg)	-1.496	-14	-58	No	16	0	n/a	0.01	NP
Calcium (mg/L)	**BGWC-12**	**14.68**	**227**	**98**	**Yes**	**23**	**0**	**n/a**	**0.01**	**NP**
Calcium (mg/L)	**BGWC-14A**	**16.51**	**60**	**58**	**Yes**	**16**	**0**	**n/a**	**0.01**	**NP**
Calcium (mg/L)	**BGWC-16**	**10.75**	**165**	**98**	**Yes**	**23**	**0**	**n/a**	**0.01**	**NP**
Calcium (mg/L)	**BGWC-20**	**14.67**	**192**	**98**	**Yes**	**23**	**0**	**n/a**	**0.01**	**NP**
Calcium (mg/L)	**BGWC-22**	**49.23**	**230**	**124**	**Yes**	**27**	**0**	**n/a**	**0.01**	**NP**
Calcium (mg/L)	**BGWC-23**	**49.73**	**152**	**111**	**Yes**	**25**	**0**	**n/a**	**0.01**	**NP**
Calcium (mg/L)	BGWC-24	-61.47	-109	-118	No	26	0	n/a	0.01	NP
Calcium (mg/L)	BGWC-7	-2.481	-95	-98	No	23	0	n/a	0.01	NP
Chloride (mg/L)	BGWA-2 (bg)	0.1216	87	105	No	24	0	n/a	0.01	NP
Chloride (mg/L)	**BGWA-29 (bg)**	**-0.1066**	**-174**	**-105**	**Yes**	**24**	**0**	**n/a**	**0.01**	**NP**
Chloride (mg/L)	BGWA-33 (bg)	-0.2506	-21	-38	No	12	0	n/a	0.01	NP
Chloride (mg/L)	**BGWA-47D (bg)**	**-0.3465**	**-88**	**-58**	**Yes**	**16**	**0**	**n/a**	**0.01**	**NP**
Chloride (mg/L)	BGWA-48D (bg)	0.2106	12	58	No	16	0	n/a	0.01	NP
Chloride (mg/L)	**BGWC-10**	**1.222**	**186**	**98**	**Yes**	**23**	**0**	**n/a**	**0.01**	**NP**
Chloride (mg/L)	**BGWC-12**	**-4.321**	**-234**	**-98**	**Yes**	**23**	**0**	**n/a**	**0.01**	**NP**
Chloride (mg/L)	BGWC-14A	-0.8616	-25	-58	No	16	0	n/a	0.01	NP
Chloride (mg/L)	**BGWC-16**	**-3.311**	**-188**	**-98**	**Yes**	**23**	**0**	**n/a**	**0.01**	**NP**
Chloride (mg/L)	BGWC-17	0.5454	41	98	No	23	0	n/a	0.01	NP
Chloride (mg/L)	BGWC-20	0.9772	70	98	No	23	0	n/a	0.01	NP
Chloride (mg/L)	**BGWC-22**	**47.27**	**162**	**124**	**Yes**	**27**	**0**	**n/a**	**0.01**	**NP**
Chloride (mg/L)	**BGWC-23**	**53.05**	**118**	**111**	**Yes**	**25**	**0**	**n/a**	**0.01**	**NP**
Chloride (mg/L)	**BGWC-24**	**-181.8**	**-174**	**-118**	**Yes**	**26**	**0**	**n/a**	**0.01**	**NP**
Chloride (mg/L)	**BGWC-25**	**0.4244**	**121**	**98**	**Yes**	**23**	**0**	**n/a**	**0.01**	**NP**
Chloride (mg/L)	**BGWC-30**	**-107.8**	**-199**	**-118**	**Yes**	**26**	**0**	**n/a**	**0.01**	**NP**
Chloride (mg/L)	**BGWC-51**	**-238.5**	**-39**	**-30**	**Yes**	**10**	**0**	**n/a**	**0.01**	**NP**
Chloride (mg/L)	**BGWC-52**	**-148.9**	**-33**	**-30**	**Yes**	**10**	**0**	**n/a**	**0.01**	**NP**
Chloride (mg/L)	**BGWC-9**	**-3.835**	**-142**	**-98**	**Yes**	**23**	**0**	**n/a**	**0.01**	**NP**
pH (s.u.)	**BGWA-2 (bg)**	**-0.05738**	**-191**	**-131**	**Yes**	**28**	**0**	**n/a**	**0.01**	**NP**

Appendix III Trend Tests - All Results

Plant Bowen Client: Southern Company Data: Bowen AP-1 Printed 10/11/2024, 11:19 AM

Constituent	Well	Slope	Calc.	Critical	Sig.	N	%NDs	Normality	Alpha	Method
pH (s.u.)	BGWA-29 (bg)	-0.01424	-51	-124	No	27	0	n/a	0.01	NP
pH (s.u.)	**BGWA-33 (bg)**	**-0.2469**	**-66**	**-53**	**Yes**	**15**	**0**	**n/a**	**0.01**	**NP**
pH (s.u.)	**BGWA-47D (bg)**	**-0.1044**	**-92**	**-63**	**Yes**	**17**	**0**	**n/a**	**0.01**	**NP**
pH (s.u.)	BGWA-48D (bg)	-0.0891	-35	-63	No	17	0	n/a	0.01	NP
pH (s.u.)	**BGWC-16**	**-0.06182**	**-246**	**-124**	**Yes**	**27**	**0**	**n/a**	**0.01**	**NP**
pH (s.u.)	**BGWC-22**	**-0.07524**	**-374**	**-167**	**Yes**	**33**	**0**	**n/a**	**0.01**	**NP**
pH (s.u.)	**BGWC-24**	**-0.05237**	**-235**	**-146**	**Yes**	**30**	**0**	**n/a**	**0.01**	**NP**
Sulfate (mg/L)	**BGWA-2 (bg)**	**1.176**	**203**	**105**	**Yes**	**24**	**0**	**n/a**	**0.01**	**NP**
Sulfate (mg/L)	BGWA-29 (bg)	-0.4115	-102	-105	No	24	0	n/a	0.01	NP
Sulfate (mg/L)	BGWA-33 (bg)	-0.8079	-30	-38	No	12	0	n/a	0.01	NP
Sulfate (mg/L)	BGWA-47D (bg)	0.9799	21	58	No	16	0	n/a	0.01	NP
Sulfate (mg/L)	BGWA-48D (bg)	-1.052	-10	-58	No	16	0	n/a	0.01	NP
Sulfate (mg/L)	**BGWC-12**	**32.79**	**192**	**98**	**Yes**	**23**	**0**	**n/a**	**0.01**	**NP**
Sulfate (mg/L)	BGWC-14A	47.83	53	58	No	16	0	n/a	0.01	NP
Sulfate (mg/L)	**BGWC-16**	**24.56**	**170**	**98**	**Yes**	**23**	**0**	**n/a**	**0.01**	**NP**
Sulfate (mg/L)	BGWC-17	-0.4171	-21	-98	No	23	0	n/a	0.01	NP
Sulfate (mg/L)	BGWC-20	4.531	57	98	No	23	0	n/a	0.01	NP
Sulfate (mg/L)	BGWC-22	-3.375	-11	-124	No	27	0	n/a	0.01	NP
Sulfate (mg/L)	BGWC-23	3.82	19	111	No	25	0	n/a	0.01	NP
Sulfate (mg/L)	**BGWC-24**	**-48.74**	**-141**	**-118**	**Yes**	**26**	**0**	**n/a**	**0.01**	**NP**
Sulfate (mg/L)	**BGWC-7**	**-36.79**	**-162**	**-98**	**Yes**	**23**	**0**	**n/a**	**0.01**	**NP**
Total Dissolved Solids (mg/L)	**BGWA-2 (bg)**	**7.075**	**127**	**98**	**Yes**	**23**	**0**	**n/a**	**0.01**	**NP**
Total Dissolved Solids (mg/L)	BGWA-29 (bg)	-1.775	-63	-98	No	23	0	n/a	0.01	NP
Total Dissolved Solids (mg/L)	BGWA-33 (bg)	31.27	30	43	No	13	0	n/a	0.01	NP
Total Dissolved Solids (mg/L)	BGWA-47D (bg)	4.111	29	58	No	16	0	n/a	0.01	NP
Total Dissolved Solids (mg/L)	BGWA-48D (bg)	4.251	11	58	No	16	0	n/a	0.01	NP
Total Dissolved Solids (mg/L)	**BGWC-12**	**71.03**	**185**	**98**	**Yes**	**23**	**0**	**n/a**	**0.01**	**NP**
Total Dissolved Solids (mg/L)	BGWC-14A	77.86	56	58	No	16	0	n/a	0.01	NP
Total Dissolved Solids (mg/L)	**BGWC-16**	**44.62**	**149**	**98**	**Yes**	**23**	**0**	**n/a**	**0.01**	**NP**
Total Dissolved Solids (mg/L)	BGWC-17	5.448	47	98	No	23	0	n/a	0.01	NP
Total Dissolved Solids (mg/L)	**BGWC-20**	**44.85**	**140**	**98**	**Yes**	**23**	**0**	**n/a**	**0.01**	**NP**
Total Dissolved Solids (mg/L)	**BGWC-22**	**170.9**	**136**	**105**	**Yes**	**24**	**0**	**n/a**	**0.01**	**NP**
Total Dissolved Solids (mg/L)	**BGWC-23**	**156.7**	**107**	**98**	**Yes**	**23**	**0**	**n/a**	**0.01**	**NP**
Total Dissolved Solids (mg/L)	**BGWC-24**	**-346.9**	**-116**	**-105**	**Yes**	**24**	**0**	**n/a**	**0.01**	**NP**
Total Dissolved Solids (mg/L)	**BGWC-7**	**-43.23**	**-169**	**-98**	**Yes**	**23**	**0**	**n/a**	**0.01**	**NP**
Total Dissolved Solids (mg/L)	BGWC-9	-7.391	-66	-98	No	23	0	n/a	0.01	NP

Sanitas™ v.10.0.22 Software licensed to Groundwater Stats Consulting. UG
Hollow symbols indicate censored values.

Sen's Slope Estimator

BGWA-2 (bg)

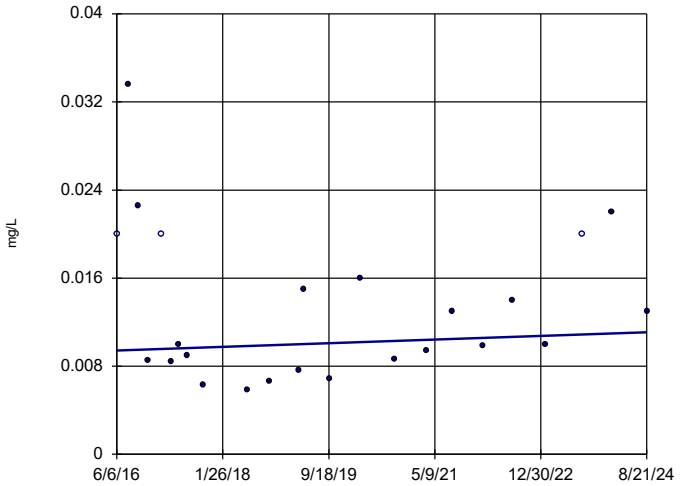

n = 24

Slope = 0.000202 units per year.

Mann-Kendall statistic = 17
critical = 105

Trend not significant at 99% confidence level (α = 0.005 per tail).

Constituent: Boron Analysis Run 10/11/2024 11:17 AM View: Appendix III - Trend Tests
Plant Bowen Client: Southern Company Data: Bowen AP-1

Sanitas™ v.10.0.22 Software licensed to Groundwater Stats Consulting. UG
Hollow symbols indicate censored values.

Sen's Slope Estimator

BGWA-29 (bg)

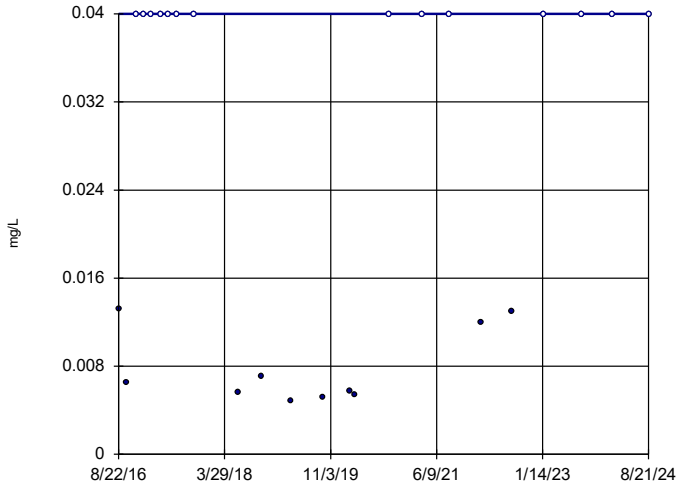

n = 24

Slope = 0 units per year.

Mann-Kendall statistic = 17
critical = 105

Trend not significant at 99% confidence level (α = 0.005 per tail).

Constituent: Boron Analysis Run 10/11/2024 11:17 AM View: Appendix III - Trend Tests
Plant Bowen Client: Southern Company Data: Bowen AP-1

Sanitas™ v.10.0.22 Software licensed to Groundwater Stats Consulting. UG
Hollow symbols indicate censored values.

Sen's Slope Estimator

BGWA-33 (bg)

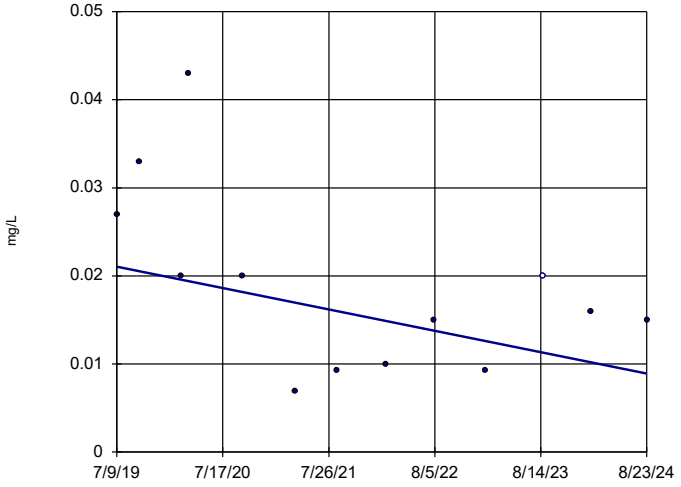

n = 13

Slope = -0.002369 units per year.

Mann-Kendall statistic = -24
critical = -43

Trend not significant at 99% confidence level (α = 0.005 per tail).

Constituent: Boron Analysis Run 10/11/2024 11:17 AM View: Appendix III - Trend Tests
Plant Bowen Client: Southern Company Data: Bowen AP-1

Sanitas™ v.10.0.22 Software licensed to Groundwater Stats Consulting. UG

Sen's Slope Estimator

BGWA-47D (bg)

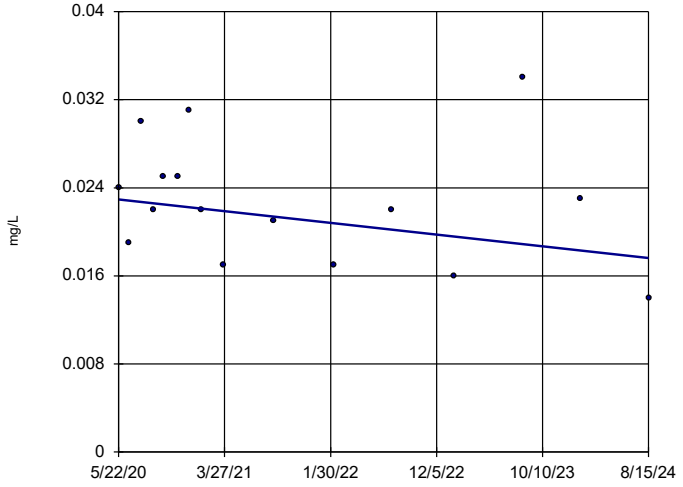

n = 16

Slope = -0.001254 units per year.

Mann-Kendall statistic = -29
critical = -58

Trend not significant at 99% confidence level (α = 0.005 per tail).

Constituent: Boron Analysis Run 10/11/2024 11:17 AM View: Appendix III - Trend Tests
Plant Bowen Client: Southern Company Data: Bowen AP-1

Sanitas™ v.10.0.22 Software licensed to Groundwater Stats Consulting. UG

Sen's Slope Estimator

BGWA-48D (bg)

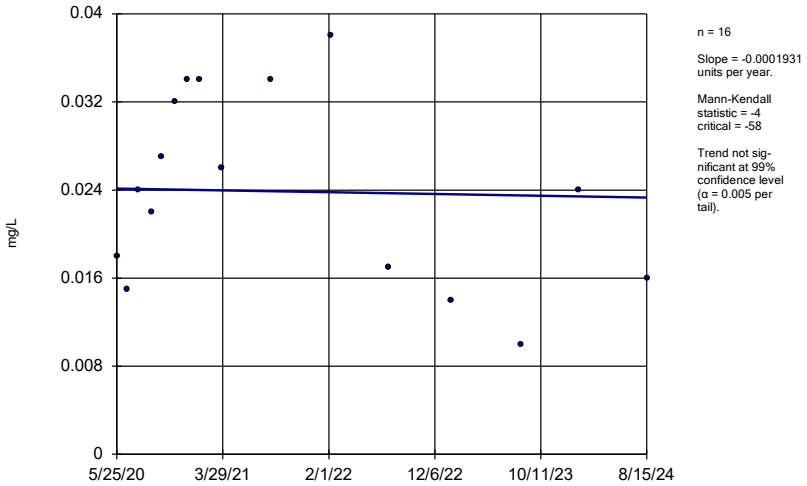

n = 16

Slope = -0.0001931 units per year.

Mann-Kendall statistic = -4
critical = -58

Trend not significant at 99% confidence level (α = 0.005 per tail).

Constituent: Boron Analysis Run 10/11/2024 11:17 AM View: Appendix III - Trend Tests
Plant Bowen Client: Southern Company Data: Bowen AP-1

Sanitas™ v.10.0.22 Software licensed to Groundwater Stats Consulting. UG

Sen's Slope Estimator

BGWC-10

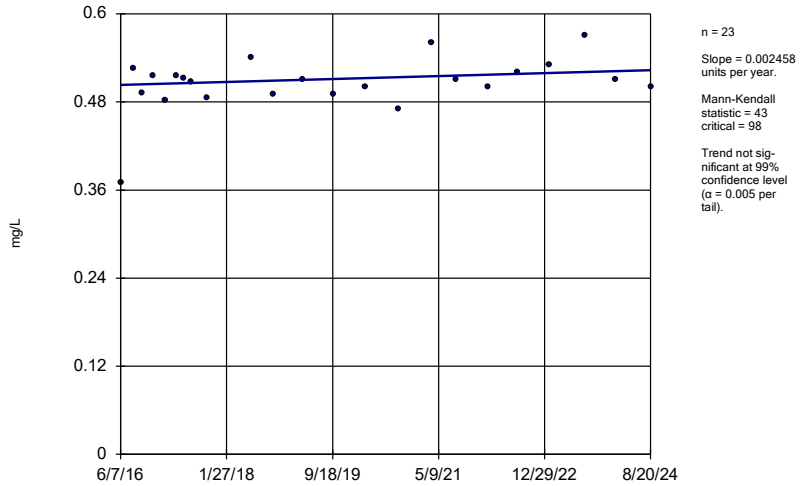

n = 23

Slope = 0.002458 units per year.

Mann-Kendall statistic = 43
critical = 98

Trend not significant at 99% confidence level (α = 0.005 per tail).

Constituent: Boron Analysis Run 10/11/2024 11:17 AM View: Appendix III - Trend Tests
Plant Bowen Client: Southern Company Data: Bowen AP-1

Sanitas™ v.10.0.22 Software licensed to Groundwater Stats Consulting. UG

Sen's Slope Estimator

BGWC-12

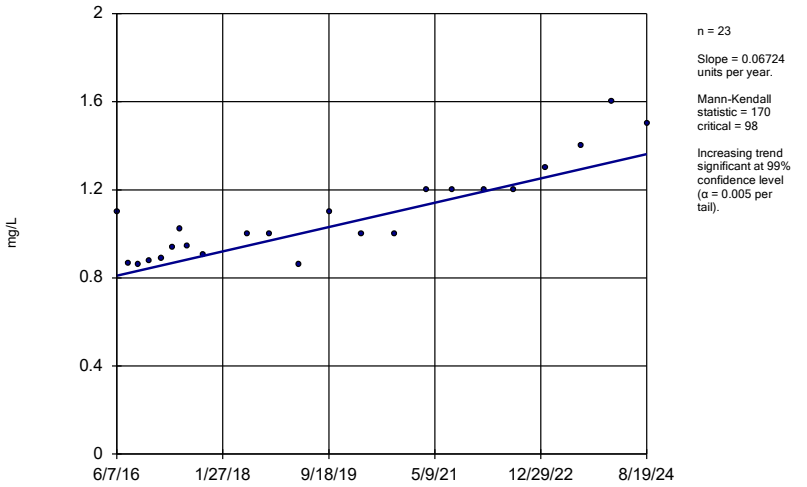

n = 23

Slope = 0.06724 units per year.

Mann-Kendall statistic = 170
critical = 98

Increasing trend significant at 99% confidence level (α = 0.005 per tail).

Constituent: Boron Analysis Run 10/11/2024 11:17 AM View: Appendix III - Trend Tests
Plant Bowen Client: Southern Company Data: Bowen AP-1

Sanitas™ v.10.0.22 Software licensed to Groundwater Stats Consulting. UG

Sen's Slope Estimator

BGWC-14A

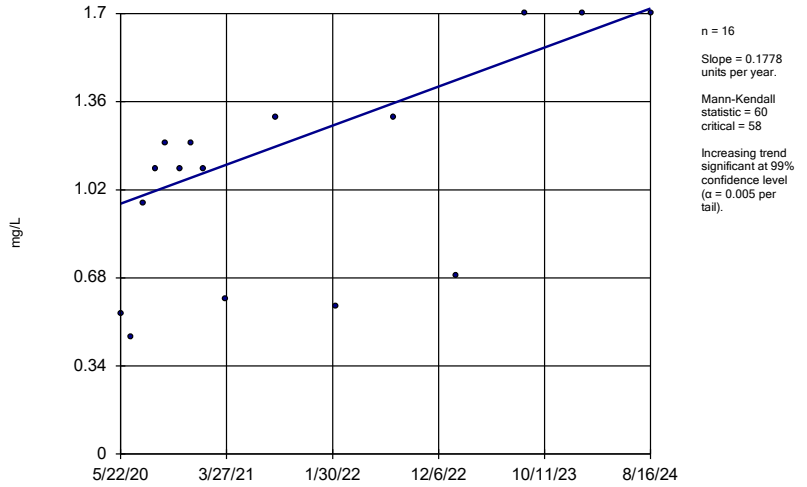

n = 16

Slope = 0.1778 units per year.

Mann-Kendall statistic = 60
critical = 58

Increasing trend significant at 99% confidence level (α = 0.005 per tail).

Constituent: Boron Analysis Run 10/11/2024 11:17 AM View: Appendix III - Trend Tests
Plant Bowen Client: Southern Company Data: Bowen AP-1

Sanitas™ v.10.0.22 Software licensed to Groundwater Stats Consulting. UG

Sen's Slope Estimator

BGWC-16

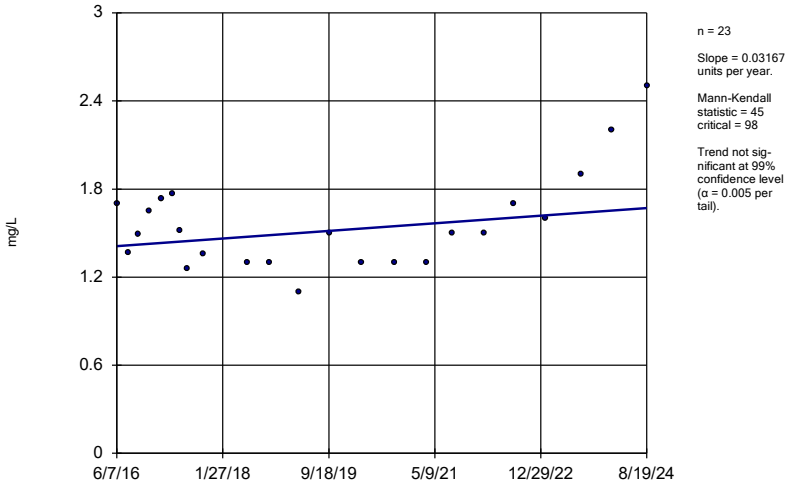

n = 23

Slope = 0.03167 units per year.

Mann-Kendall statistic = 45
critical = 98

Trend not significant at 99% confidence level (α = 0.005 per tail).

Constituent: Boron Analysis Run 10/11/2024 11:17 AM View: Appendix III - Trend Tests
Plant Bowen Client: Southern Company Data: Bowen AP-1

Sanitas™ v.10.0.22 Software licensed to Groundwater Stats Consulting. UG

Sen's Slope Estimator

BGWC-17

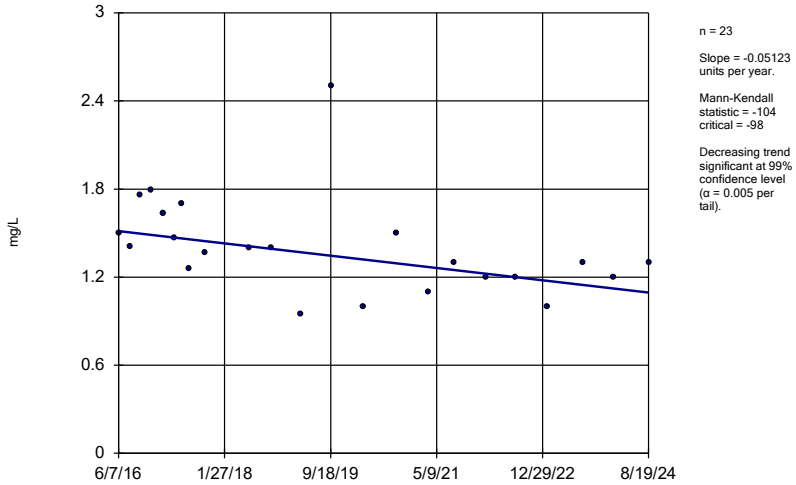

n = 23

Slope = -0.05123 units per year.

Mann-Kendall statistic = -104
critical = -98

Decreasing trend significant at 99% confidence level (α = 0.005 per tail).

Constituent: Boron Analysis Run 10/11/2024 11:17 AM View: Appendix III - Trend Tests
Plant Bowen Client: Southern Company Data: Bowen AP-1

Sanitas™ v.10.0.22 Software licensed to Groundwater Stats Consulting. UG

Sen's Slope Estimator

BGWC-18

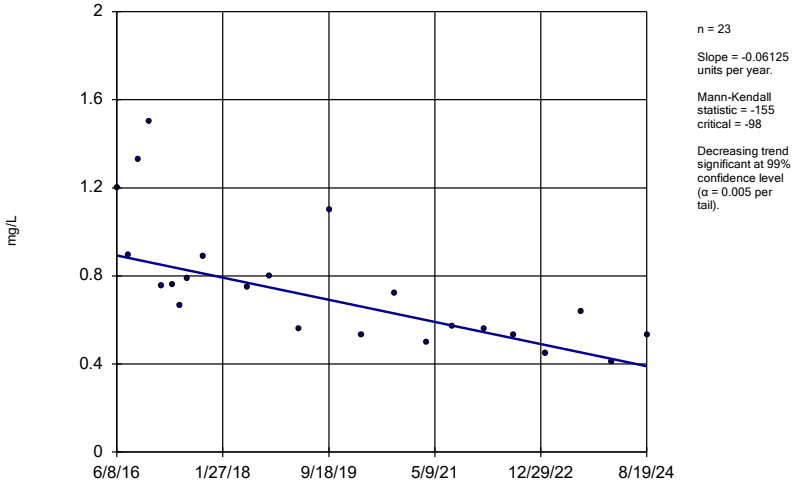

n = 23

Slope = -0.06125 units per year.

Mann-Kendall statistic = -155
critical = -98

Decreasing trend significant at 99% confidence level (α = 0.005 per tail).

Constituent: Boron Analysis Run 10/11/2024 11:17 AM View: Appendix III - Trend Tests
Plant Bowen Client: Southern Company Data: Bowen AP-1

Sanitas™ v.10.0.22 Software licensed to Groundwater Stats Consulting. UG

Sen's Slope Estimator

BGWC-19

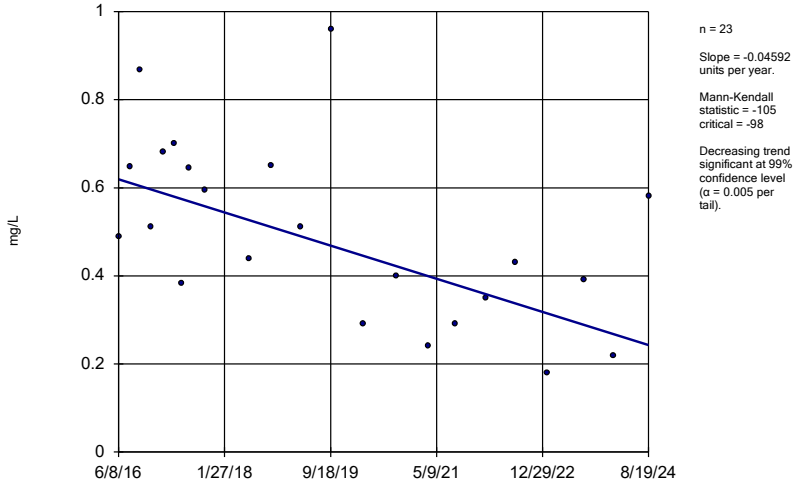

n = 23

Slope = -0.04592 units per year.

Mann-Kendall statistic = -105
critical = -98

Decreasing trend significant at 99% confidence level (α = 0.005 per tail).

Constituent: Boron Analysis Run 10/11/2024 11:17 AM View: Appendix III - Trend Tests
Plant Bowen Client: Southern Company Data: Bowen AP-1

Sanitas™ v.10.0.22 Software licensed to Groundwater Stats Consulting. UG

Sen's Slope Estimator

BGWC-20

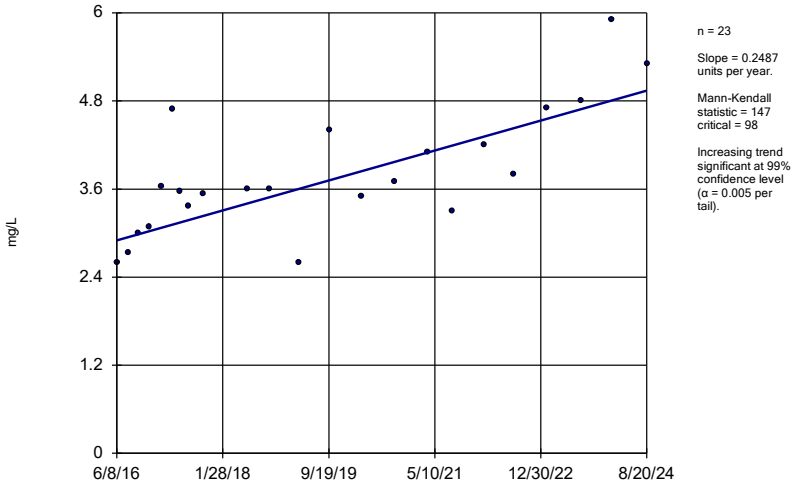

n = 23

Slope = 0.2487 units per year.

Mann-Kendall statistic = 147
critical = 98

Increasing trend significant at 99% confidence level (α = 0.005 per tail).

Constituent: Boron Analysis Run 10/11/2024 11:17 AM View: Appendix III - Trend Tests
Plant Bowen Client: Southern Company Data: Bowen AP-1

Sanitas™ v.10.0.22 Software licensed to Groundwater Stats Consulting. UG

Sen's Slope Estimator

BGWC-22

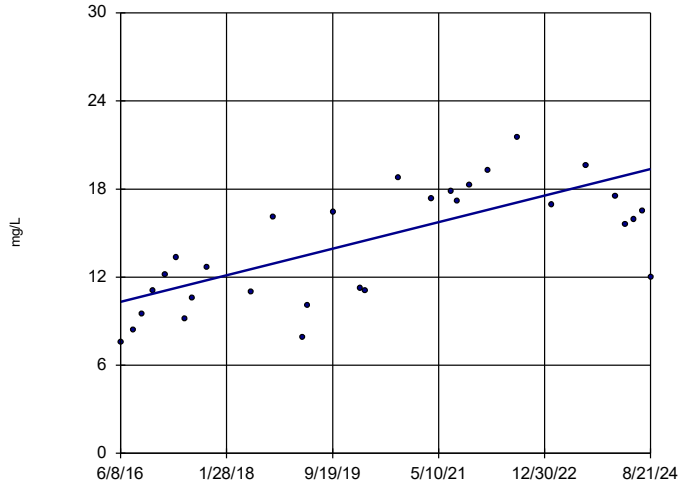

n = 30

Slope = 1.1 units per year.

Mann-Kendall statistic = 210
critical = 146

Increasing trend significant at 99% confidence level (α = 0.005 per tail).

Constituent: Boron Analysis Run 10/11/2024 11:17 AM View: Appendix III - Trend Tests
Plant Bowen Client: Southern Company Data: Bowen AP-1

Sanitas™ v.10.0.22 Software licensed to Groundwater Stats Consulting. UG

Sen's Slope Estimator

BGWC-23

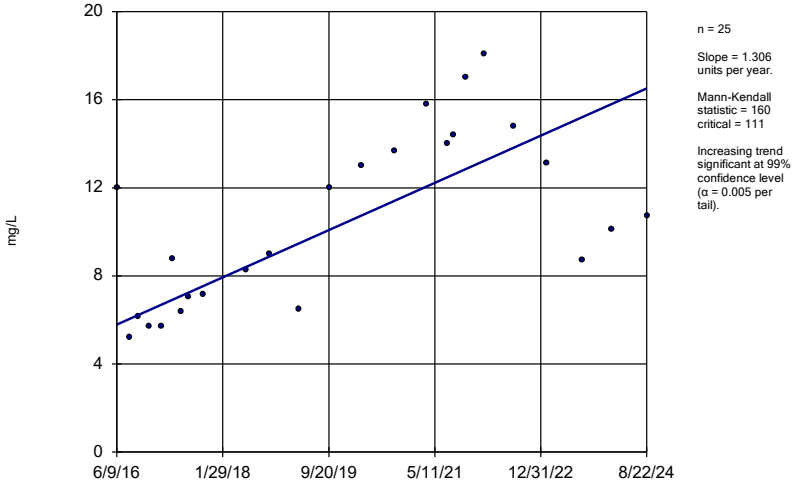

n = 25

Slope = 1.306 units per year.

Mann-Kendall statistic = 160
critical = 111

Increasing trend significant at 99% confidence level (α = 0.005 per tail).

Constituent: Boron Analysis Run 10/11/2024 11:17 AM View: Appendix III - Trend Tests
Plant Bowen Client: Southern Company Data: Bowen AP-1

Sanitas™ v.10.0.22 Software licensed to Groundwater Stats Consulting. UG

Sen's Slope Estimator

BGWC-24

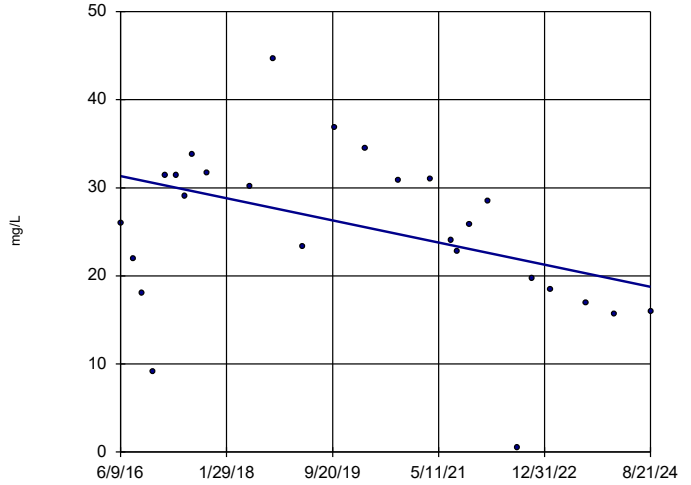

n = 26

Slope = -1.533 units per year.

Mann-Kendall statistic = -94
critical = -118

Trend not significant at 99% confidence level (α = 0.005 per tail).

Constituent: Boron Analysis Run 10/11/2024 11:17 AM View: Appendix III - Trend Tests
Plant Bowen Client: Southern Company Data: Bowen AP-1

Sanitas™ v.10.0.22 Software licensed to Groundwater Stats Consulting. UG

Sen's Slope Estimator

BGWC-25

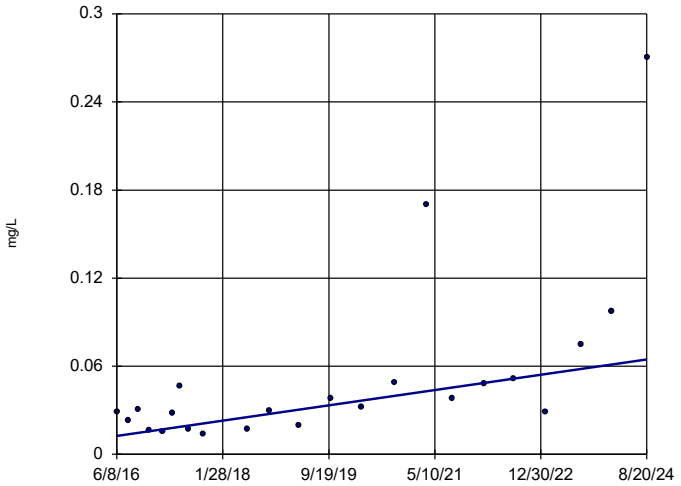

n = 23

Slope = 0.006354 units per year.

Mann-Kendall statistic = 135
critical = 98

Increasing trend significant at 99% confidence level (α = 0.005 per tail).

Constituent: Boron Analysis Run 10/11/2024 11:17 AM View: Appendix III - Trend Tests
Plant Bowen Client: Southern Company Data: Bowen AP-1

Sanitas™ v.10.0.22 Software licensed to Groundwater Stats Consulting. UG

Sen's Slope Estimator

BGWC-30

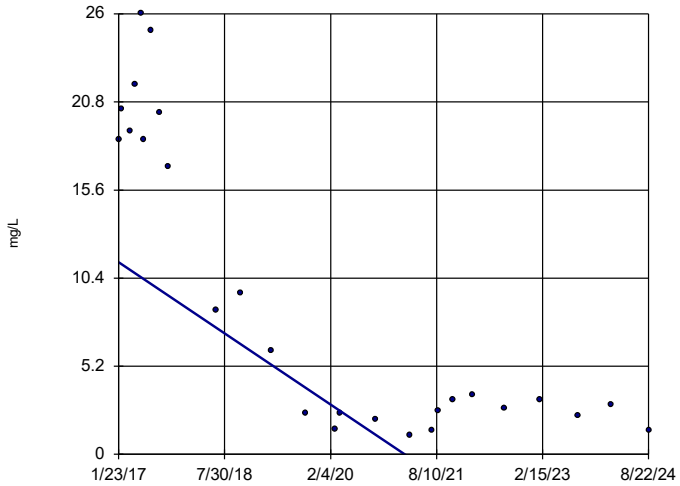

n = 26

Slope = -2.769 units per year.

Mann-Kendall statistic = -179
critical = -118

Decreasing trend significant at 99% confidence level (α = 0.005 per tail).

Constituent: Boron Analysis Run 10/11/2024 11:17 AM View: Appendix III - Trend Tests
Plant Bowen Client: Southern Company Data: Bowen AP-1

Sanitas™ v.10.0.22 Software licensed to Groundwater Stats Consulting. UG

Sen's Slope Estimator

BGWC-51

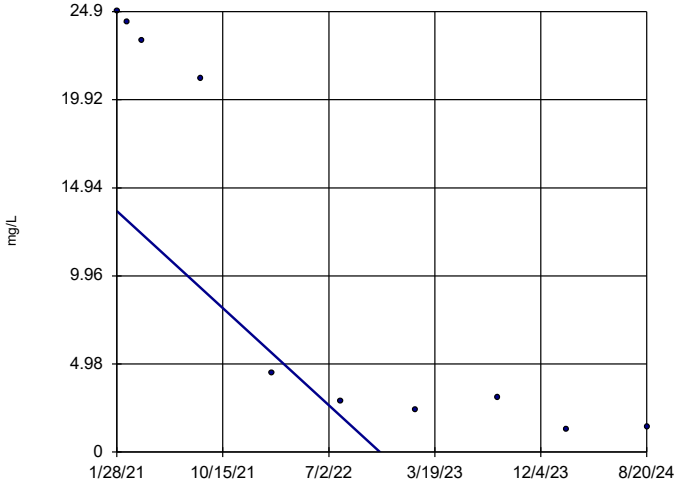

n = 10

Slope = -7.706 units per year.

Mann-Kendall statistic = -39
critical = -30

Decreasing trend significant at 99% confidence level (α = 0.005 per tail).

Constituent: Boron Analysis Run 10/11/2024 11:17 AM View: Appendix III - Trend Tests
Plant Bowen Client: Southern Company Data: Bowen AP-1

Sanitas™ v.10.0.22 Software licensed to Groundwater Stats Consulting. UG

Sen's Slope Estimator

BGWC-52

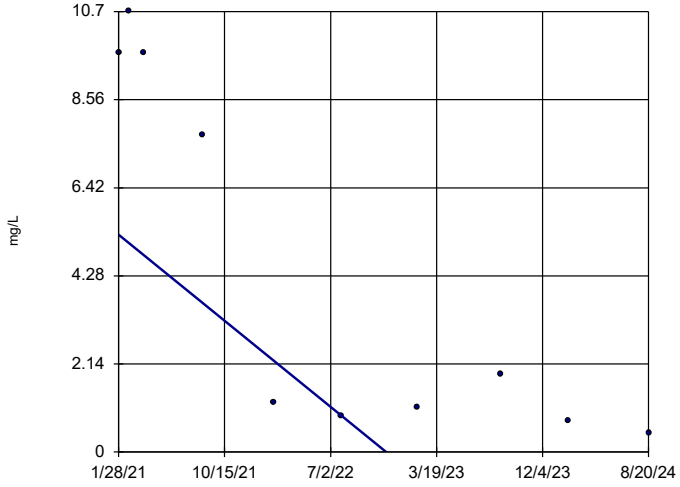

n = 10

Slope = -2.937 units per year.

Mann-Kendall statistic = -34
critical = -30

Decreasing trend significant at 99% confidence level (α = 0.005 per tail).

Constituent: Boron Analysis Run 10/11/2024 11:17 AM View: Appendix III - Trend Tests
Plant Bowen Client: Southern Company Data: Bowen AP-1

Sanitas™ v.10.0.22 Software licensed to Groundwater Stats Consulting. UG

Sen's Slope Estimator

BGWC-7

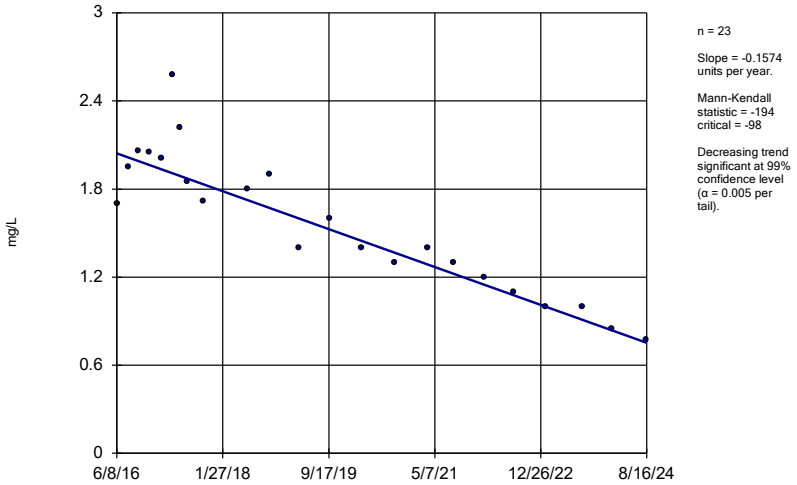

n = 23

Slope = -0.1574 units per year.

Mann-Kendall statistic = -194 critical = -98

Decreasing trend significant at 99% confidence level (α = 0.005 per tail).

Constituent: Boron Analysis Run 10/11/2024 11:17 AM View: Appendix III - Trend Tests

Plant Bowen Client: Southern Company Data: Bowen AP-1

Sanitas™ v.10.0.22 Software licensed to Groundwater Stats Consulting. UG

Sen's Slope Estimator

BGWC-9

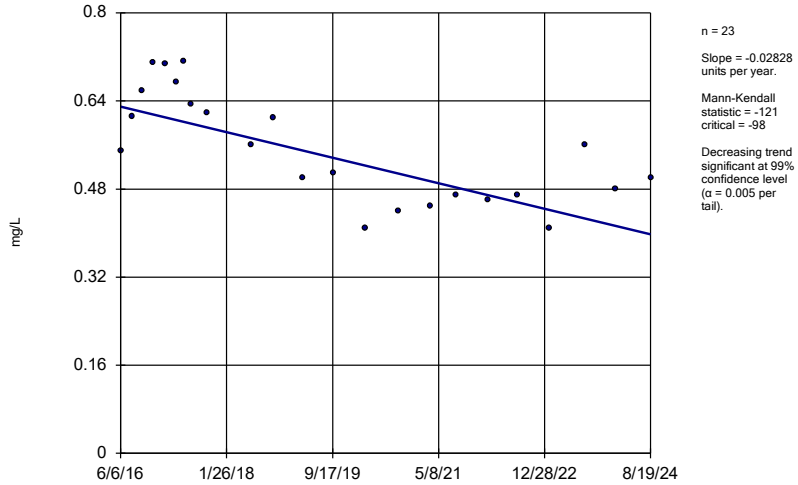

n = 23

Slope = -0.02828 units per year.

Mann-Kendall statistic = -121 critical = -98

Decreasing trend significant at 99% confidence level (α = 0.005 per tail).

Constituent: Boron Analysis Run 10/11/2024 11:17 AM View: Appendix III - Trend Tests

Plant Bowen Client: Southern Company Data: Bowen AP-1

Sanitas™ v.10.0.22 Software licensed to Groundwater Stats Consulting. UG

Sen's Slope Estimator

BGWA-2 (bg)

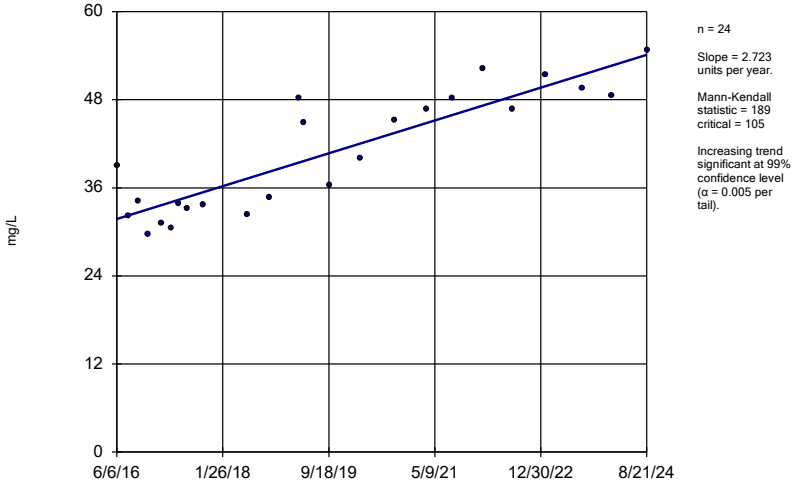

n = 24

Slope = 2.723 units per year.

Mann-Kendall statistic = 189 critical = 105

Increasing trend significant at 99% confidence level (α = 0.005 per tail).

Constituent: Calcium Analysis Run 10/11/2024 11:17 AM View: Appendix III - Trend Tests

Plant Bowen Client: Southern Company Data: Bowen AP-1

Sanitas™ v.10.0.22 Software licensed to Groundwater Stats Consulting. UG

Sen's Slope Estimator

BGWA-29 (bg)

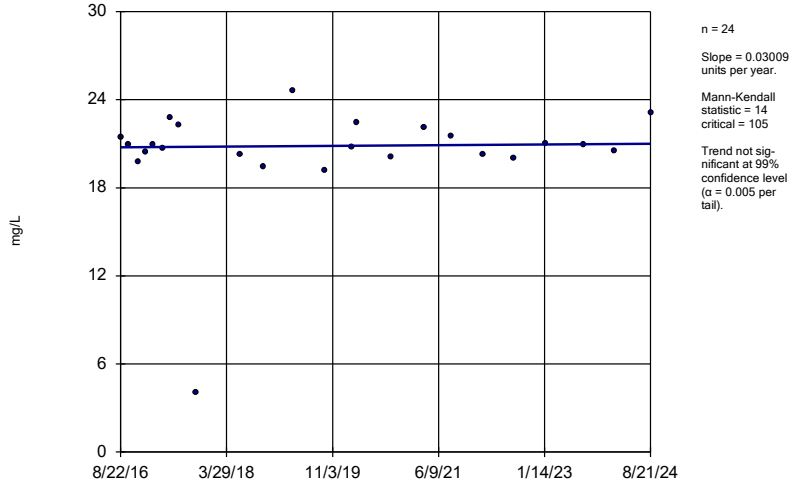

n = 24

Slope = 0.03009 units per year.

Mann-Kendall statistic = 14 critical = 105

Trend not significant at 99% confidence level (α = 0.005 per tail).

Constituent: Calcium Analysis Run 10/11/2024 11:17 AM View: Appendix III - Trend Tests

Plant Bowen Client: Southern Company Data: Bowen AP-1

Sanitas™ v.10.0.22 Software licensed to Groundwater Stats Consulting. UG

Sen's Slope Estimator

BGWA-33 (bg)

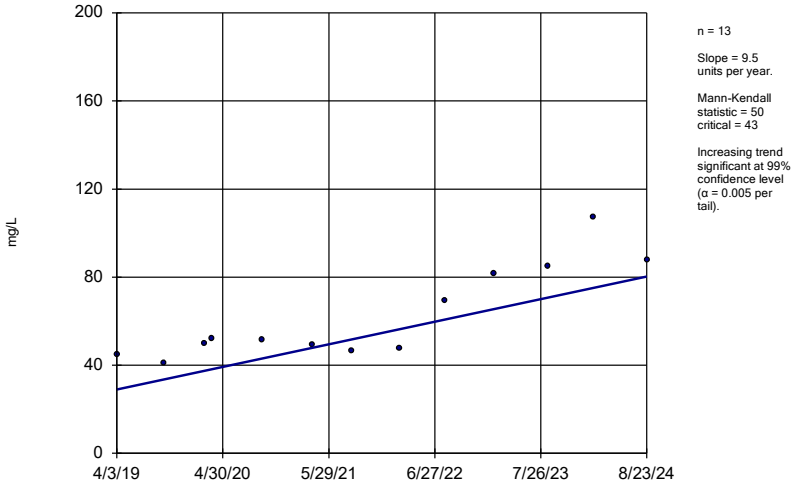

n = 13

Slope = 9.5 units per year.

Mann-Kendall statistic = 50 critical = 43

Increasing trend significant at 99% confidence level (α = 0.005 per tail).

Constituent: Calcium Analysis Run 10/11/2024 11:17 AM View: Appendix III - Trend Tests

Plant Bowen Client: Southern Company Data: Bowen AP-1

Sanitas™ v.10.0.22 Software licensed to Groundwater Stats Consulting. UG

Sen's Slope Estimator

BGWA-47D (bg)

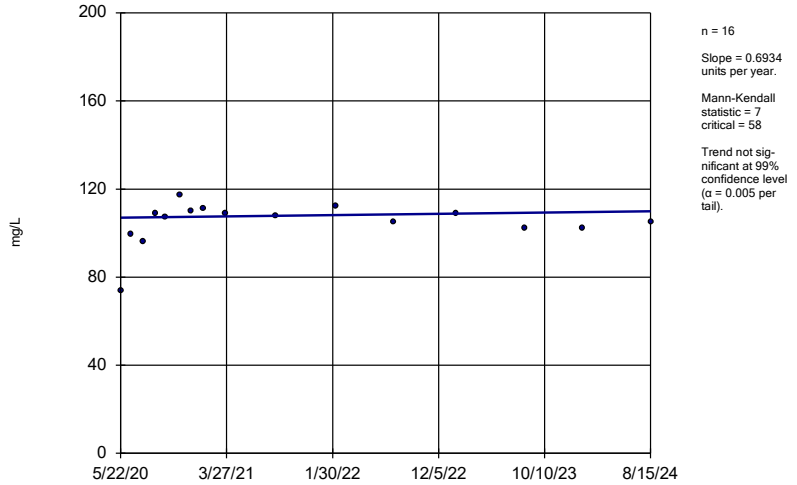

n = 16

Slope = 0.6934 units per year.

Mann-Kendall statistic = 7 critical = 58

Trend not significant at 99% confidence level (α = 0.005 per tail).

Constituent: Calcium Analysis Run 10/11/2024 11:17 AM View: Appendix III - Trend Tests

Plant Bowen Client: Southern Company Data: Bowen AP-1

Sanitas™ v.10.0.22 Software licensed to Groundwater Stats Consulting. UG

Sen's Slope Estimator

BGWA-48D (bg)

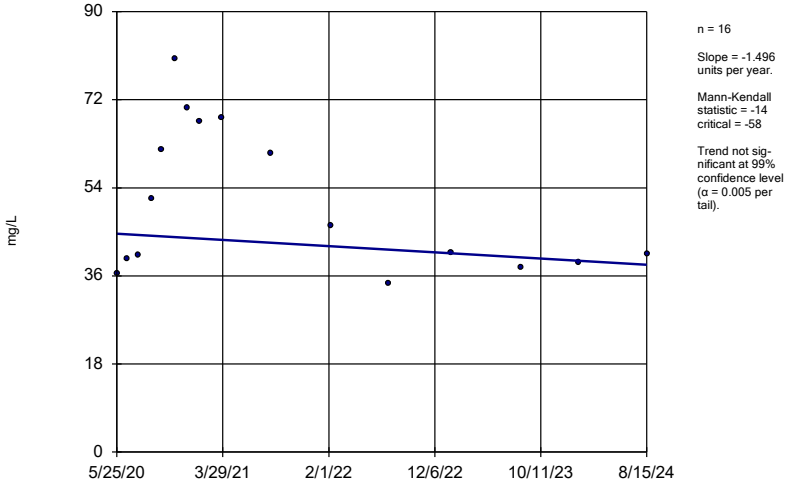

n = 16

Slope = -1.496 units per year.

Mann-Kendall statistic = -14 critical = -58

Trend not significant at 99% confidence level (α = 0.005 per tail).

Constituent: Calcium Analysis Run 10/11/2024 11:17 AM View: Appendix III - Trend Tests

Plant Bowen Client: Southern Company Data: Bowen AP-1

Sanitas™ v.10.0.22 Software licensed to Groundwater Stats Consulting. UG

Sen's Slope Estimator

BGWC-12

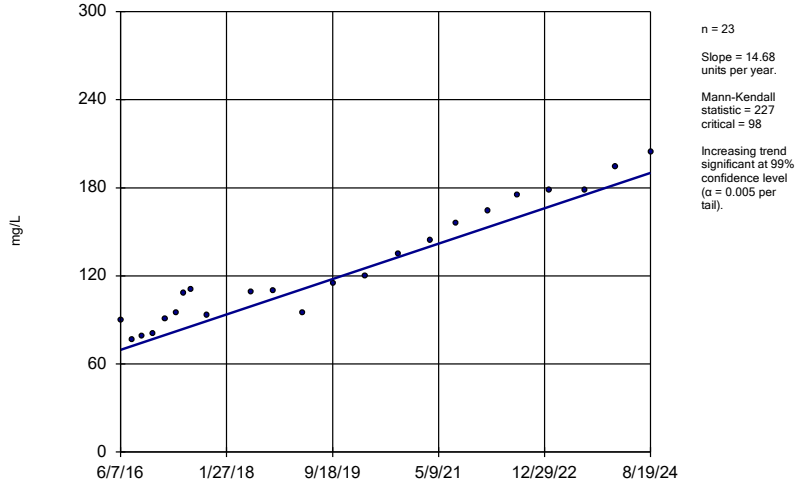

n = 23

Slope = 14.68 units per year.

Mann-Kendall statistic = 227 critical = 98

Increasing trend significant at 99% confidence level (α = 0.005 per tail).

Constituent: Calcium Analysis Run 10/11/2024 11:17 AM View: Appendix III - Trend Tests

Plant Bowen Client: Southern Company Data: Bowen AP-1

Sanitas™ v.10.0.22 Software licensed to Groundwater Stats Consulting. UG

Sen's Slope Estimator

BGWC-14A

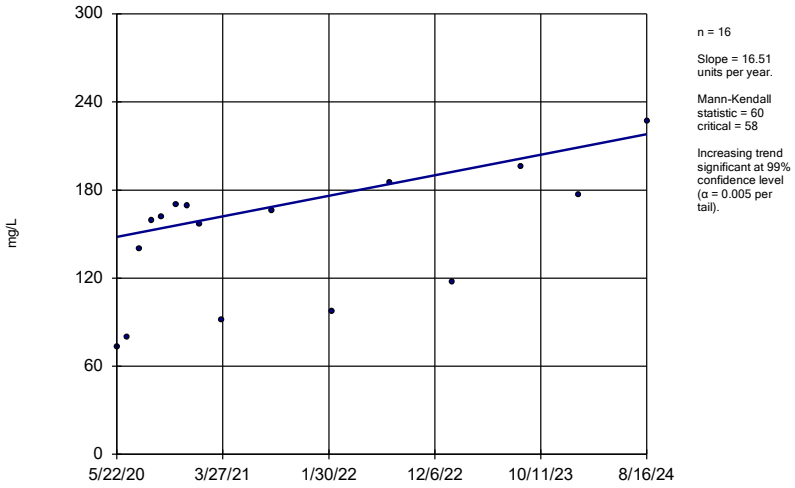

n = 16

Slope = 16.51 units per year.

Mann-Kendall statistic = 60 critical = 58

Increasing trend significant at 99% confidence level (α = 0.005 per tail).

Constituent: Calcium Analysis Run 10/11/2024 11:17 AM View: Appendix III - Trend Tests

Plant Bowen Client: Southern Company Data: Bowen AP-1

Sanitas™ v.10.0.22 Software licensed to Groundwater Stats Consulting. UG

Sen's Slope Estimator

BGWC-16

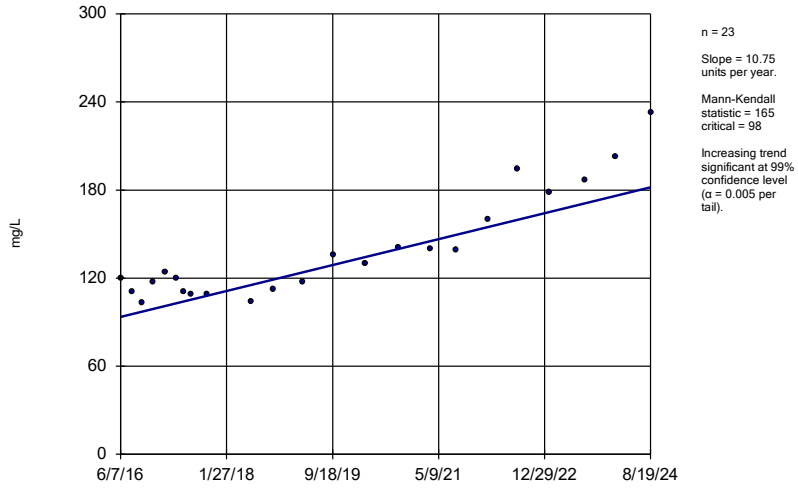

n = 23

Slope = 10.75 units per year.

Mann-Kendall statistic = 165 critical = 98

Increasing trend significant at 99% confidence level (α = 0.005 per tail).

Constituent: Calcium Analysis Run 10/11/2024 11:17 AM View: Appendix III - Trend Tests

Plant Bowen Client: Southern Company Data: Bowen AP-1

Sanitas™ v.10.0.22 Software licensed to Groundwater Stats Consulting. UG

Sen's Slope Estimator

BGWC-20

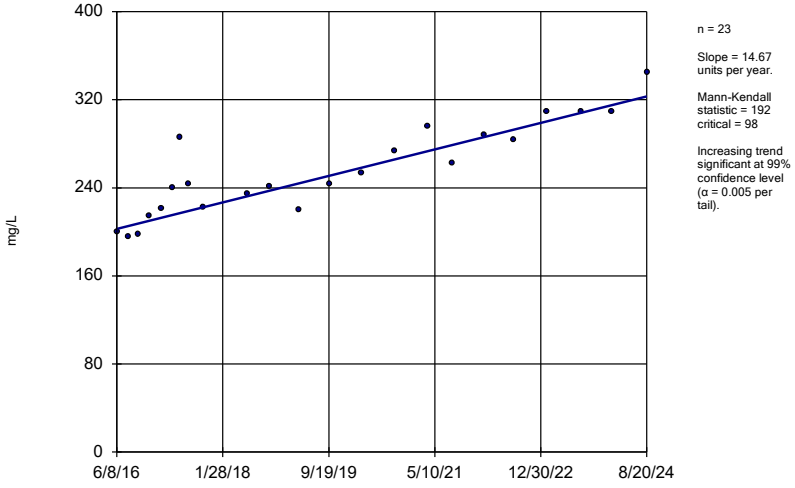

n = 23

Slope = 14.67 units per year.

Mann-Kendall statistic = 192 critical = 98

Increasing trend significant at 99% confidence level (α = 0.005 per tail).

Constituent: Calcium Analysis Run 10/11/2024 11:17 AM View: Appendix III - Trend Tests

Plant Bowen Client: Southern Company Data: Bowen AP-1

Sanitas™ v.10.0.22 Software licensed to Groundwater Stats Consulting. UG

Sen's Slope Estimator

BGWC-22

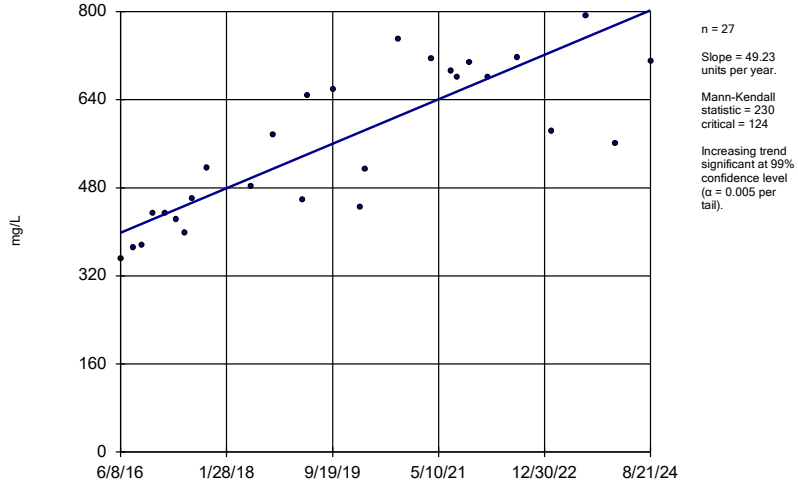

n = 27

Slope = 49.23 units per year.

Mann-Kendall statistic = 230 critical = 124

Increasing trend significant at 99% confidence level (α = 0.005 per tail).

Constituent: Calcium Analysis Run 10/11/2024 11:17 AM View: Appendix III - Trend Tests

Plant Bowen Client: Southern Company Data: Bowen AP-1

Sanitas™ v.10.0.22 Software licensed to Groundwater Stats Consulting. UG

Sen's Slope Estimator

BGWC-23

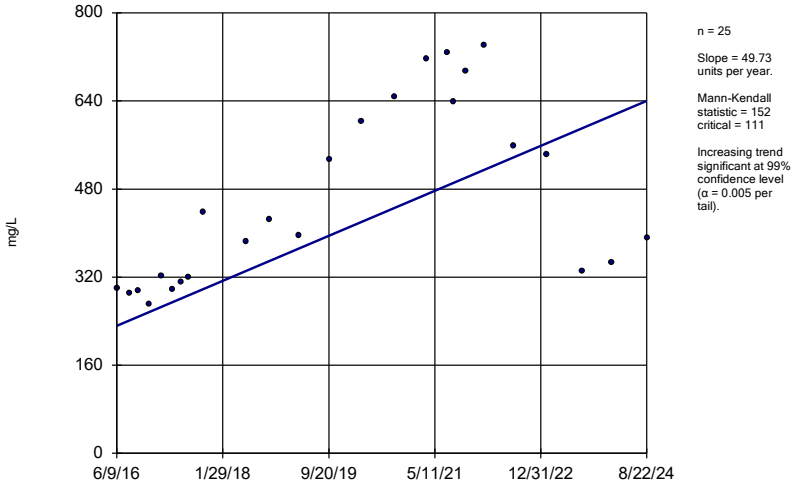

n = 25

Slope = 49.73 units per year.

Mann-Kendall statistic = 152 critical = 111

Increasing trend significant at 99% confidence level (α = 0.005 per tail).

Constituent: Calcium Analysis Run 10/11/2024 11:17 AM View: Appendix III - Trend Tests

Plant Bowen Client: Southern Company Data: Bowen AP-1

Sanitas™ v.10.0.22 Software licensed to Groundwater Stats Consulting. UG

Sen's Slope Estimator

BGWC-24

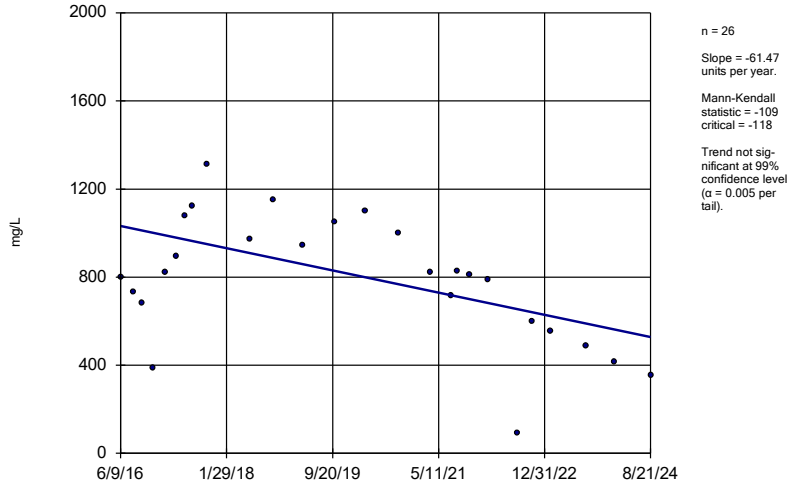

n = 26

Slope = -61.47 units per year.

Mann-Kendall statistic = -109 critical = -118

Trend not significant at 99% confidence level (α = 0.005 per tail).

Constituent: Calcium Analysis Run 10/11/2024 11:17 AM View: Appendix III - Trend Tests

Plant Bowen Client: Southern Company Data: Bowen AP-1

Sanitas™ v.10.0.22 Software licensed to Groundwater Stats Consulting. UG

Sen's Slope Estimator

BGWC-7

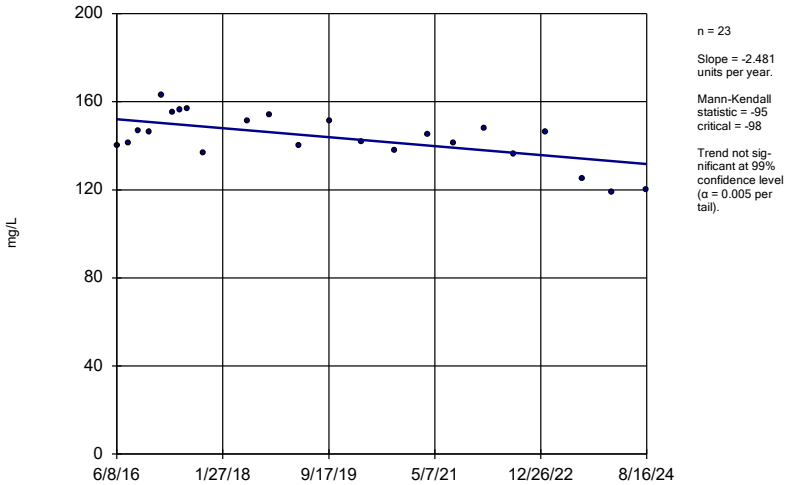

n = 23

Slope = -2.481 units per year.

Mann-Kendall statistic = -95 critical = -98

Trend not significant at 99% confidence level (α = 0.005 per tail).

Constituent: Calcium Analysis Run 10/11/2024 11:17 AM View: Appendix III - Trend Tests

Plant Bowen Client: Southern Company Data: Bowen AP-1

Sanitas™ v.10.0.22 Software licensed to Groundwater Stats Consulting. UG

Sen's Slope Estimator

BGWA-2 (bg)

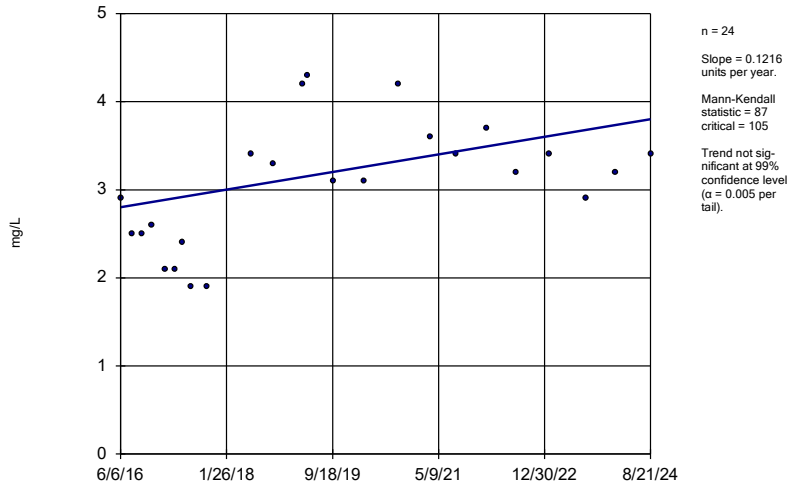

n = 24

Slope = 0.1216 units per year.

Mann-Kendall statistic = 87 critical = 105

Trend not significant at 99% confidence level (α = 0.005 per tail).

Constituent: Chloride Analysis Run 10/11/2024 11:17 AM View: Appendix III - Trend Tests

Plant Bowen Client: Southern Company Data: Bowen AP-1

Sanitas™ v.10.0.22 Software licensed to Groundwater Stats Consulting. UG

Sen's Slope Estimator

BGWA-29 (bg)

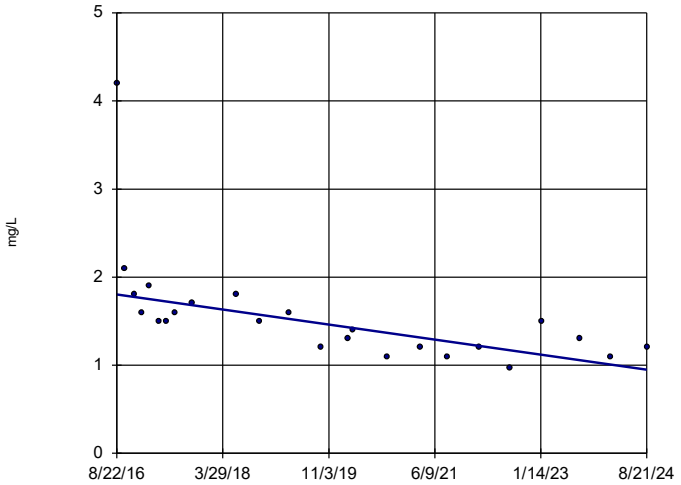

n = 24

Slope = -0.1066 units per year.

Mann-Kendall statistic = -174 critical = -105

Decreasing trend significant at 99% confidence level (α = 0.005 per tail).

Constituent: Chloride Analysis Run 10/11/2024 11:17 AM View: Appendix III - Trend Tests

Plant Bowen Client: Southern Company Data: Bowen AP-1

Sanitas™ v.10.0.22 Software licensed to Groundwater Stats Consulting. UG

Sen's Slope Estimator

BGWA-33 (bg)

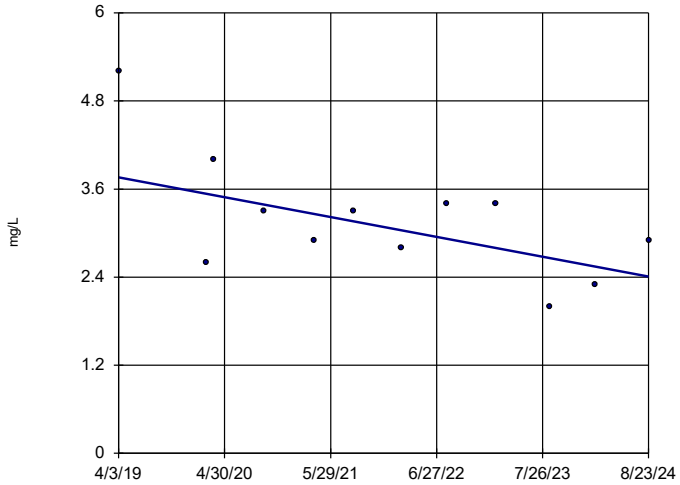

n = 12

Slope = -0.2506 units per year.

Mann-Kendall statistic = -21 critical = -38

Trend not significant at 99% confidence level (α = 0.005 per tail).

Constituent: Chloride Analysis Run 10/11/2024 11:17 AM View: Appendix III - Trend Tests

Plant Bowen Client: Southern Company Data: Bowen AP-1

Sanitas™ v.10.0.22 Software licensed to Groundwater Stats Consulting. UG

Sen's Slope Estimator

BGWA-47D (bg)

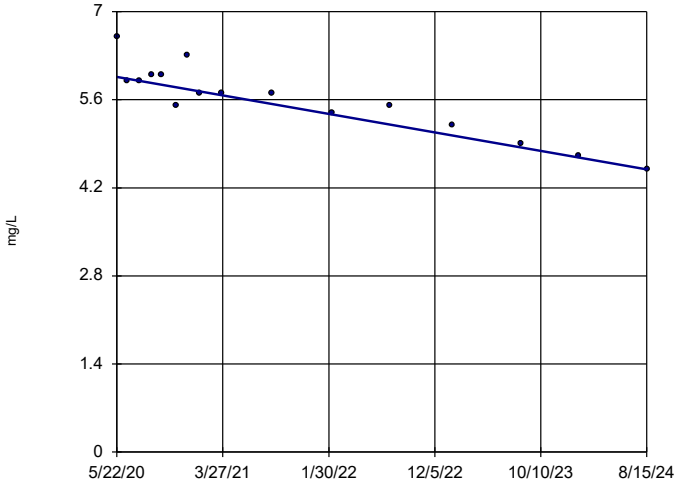

n = 16

Slope = -0.3465 units per year.

Mann-Kendall statistic = -88 critical = -58

Decreasing trend significant at 99% confidence level (α = 0.005 per tail).

Constituent: Chloride Analysis Run 10/11/2024 11:17 AM View: Appendix III - Trend Tests

Plant Bowen Client: Southern Company Data: Bowen AP-1

Sanitas™ v.10.0.22 Software licensed to Groundwater Stats Consulting. UG

Sen's Slope Estimator

BGWA-48D (bg)

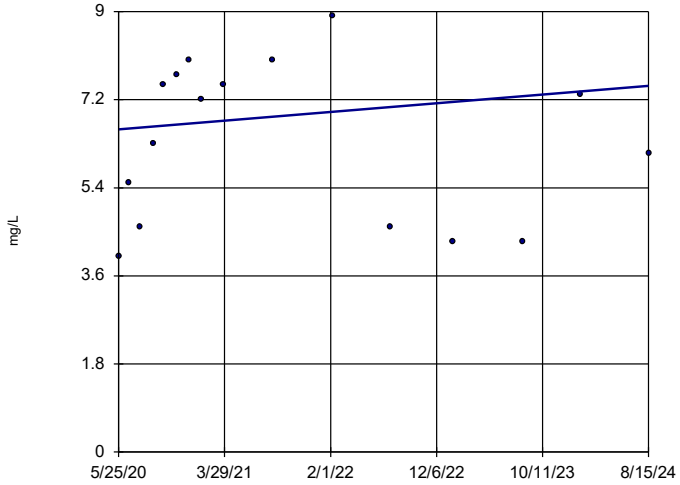

n = 16

Slope = 0.2106 units per year.

Mann-Kendall statistic = 12 critical = 58

Trend not significant at 99% confidence level (α = 0.005 per tail).

Constituent: Chloride Analysis Run 10/11/2024 11:17 AM View: Appendix III - Trend Tests

Plant Bowen Client: Southern Company Data: Bowen AP-1

Sanitas™ v.10.0.22 Software licensed to Groundwater Stats Consulting. UG

Sen's Slope Estimator

BGWC-10

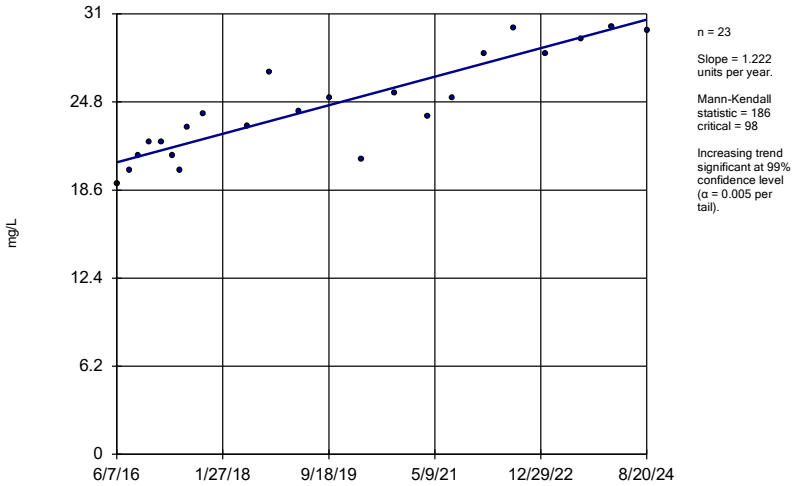

n = 23

Slope = 1.222 units per year.

Mann-Kendall statistic = 186 critical = 98

Increasing trend significant at 99% confidence level (α = 0.005 per tail).

Constituent: Chloride Analysis Run 10/11/2024 11:17 AM View: Appendix III - Trend Tests

Plant Bowen Client: Southern Company Data: Bowen AP-1

Sanitas™ v.10.0.22 Software licensed to Groundwater Stats Consulting. UG

Sen's Slope Estimator

BGWC-12

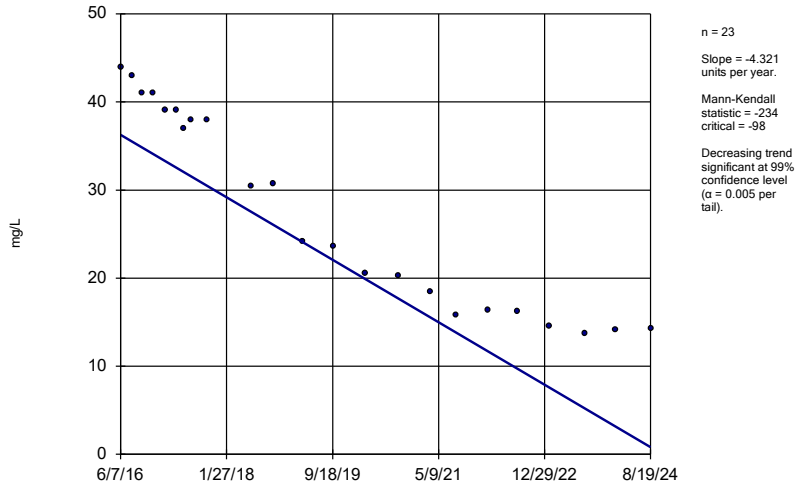

n = 23

Slope = -4.321 units per year.

Mann-Kendall statistic = -234 critical = -98

Decreasing trend significant at 99% confidence level (α = 0.005 per tail).

Constituent: Chloride Analysis Run 10/11/2024 11:17 AM View: Appendix III - Trend Tests

Plant Bowen Client: Southern Company Data: Bowen AP-1

Sanitas™ v.10.0.22 Software licensed to Groundwater Stats Consulting. UG

Sen's Slope Estimator

BGWC-14A

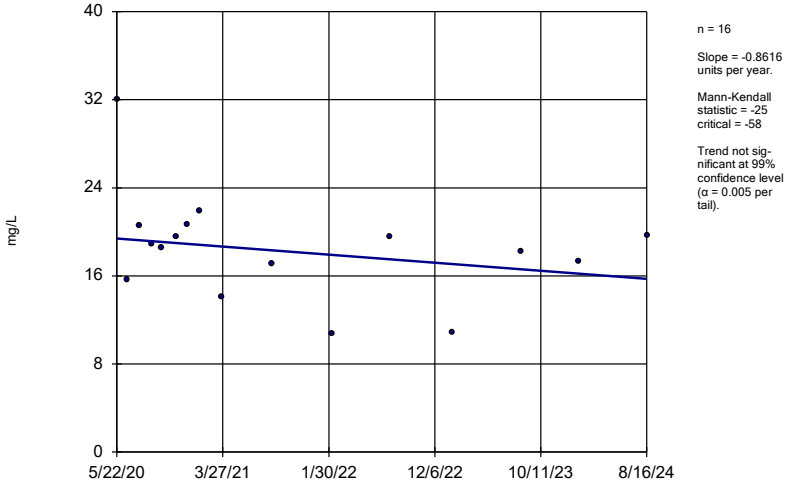

n = 16

Slope = -0.8616 units per year.

Mann-Kendall statistic = -25 critical = -58

Trend not significant at 99% confidence level (α = 0.005 per tail).

Constituent: Chloride Analysis Run 10/11/2024 11:17 AM View: Appendix III - Trend Tests

Plant Bowen Client: Southern Company Data: Bowen AP-1

Sanitas™ v.10.0.22 Software licensed to Groundwater Stats Consulting. UG

Sen's Slope Estimator

BGWC-16

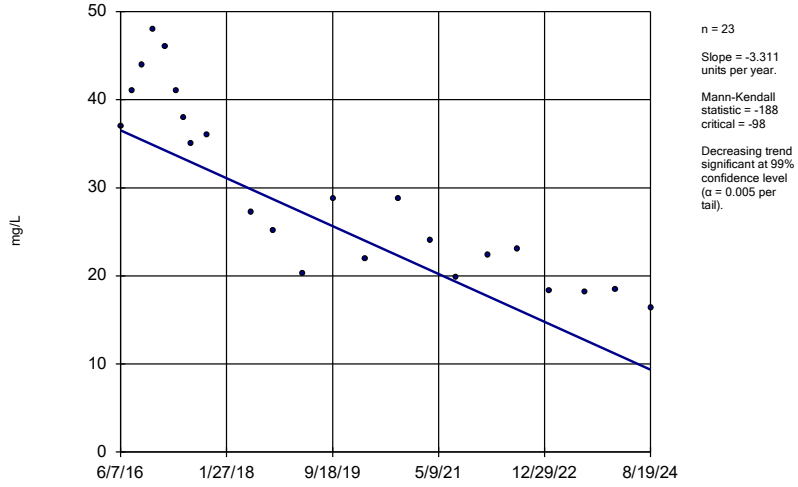

n = 23

Slope = -3.311 units per year.

Mann-Kendall statistic = -188 critical = -98

Decreasing trend significant at 99% confidence level (α = 0.005 per tail).

Constituent: Chloride Analysis Run 10/11/2024 11:17 AM View: Appendix III - Trend Tests

Plant Bowen Client: Southern Company Data: Bowen AP-1

Sanitas™ v.10.0.22 Software licensed to Groundwater Stats Consulting. UG

Sen's Slope Estimator

BGWC-17

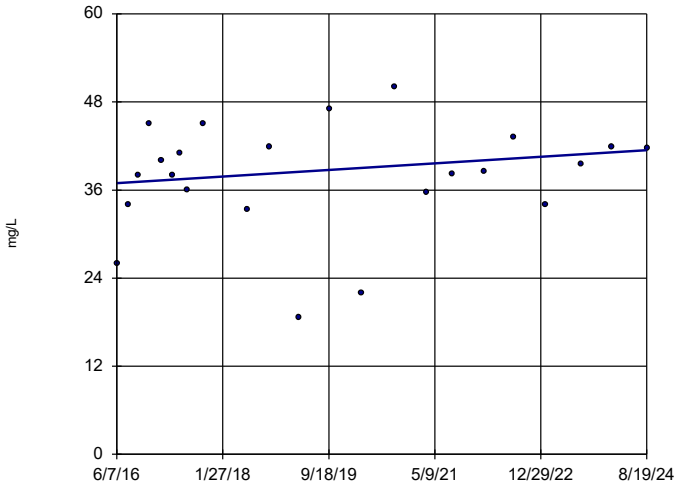

n = 23

Slope = 0.5454 units per year.

Mann-Kendall statistic = 41 critical = 98

Trend not sig-nificant at 99% confidence level (α = 0.005 per tail).

Constituent: Chloride Analysis Run 10/11/2024 11:17 AM View: Appendix III - Trend Tests

Plant Bowen Client: Southern Company Data: Bowen AP-1

Sanitas™ v.10.0.22 Software licensed to Groundwater Stats Consulting. UG

Sen's Slope Estimator

BGWC-20

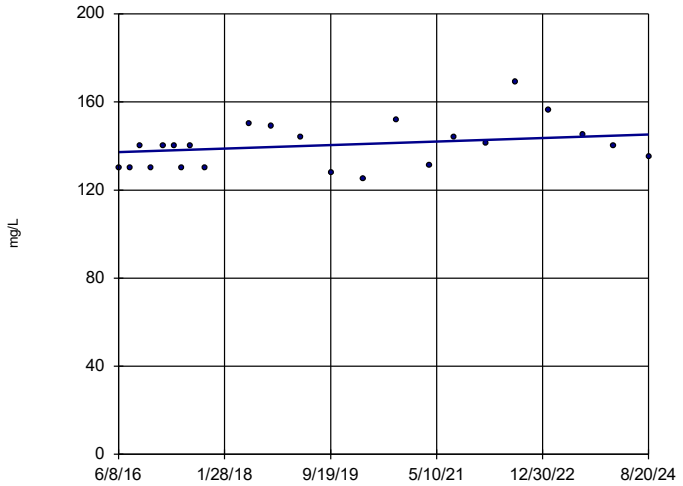

n = 23

Slope = 0.9772 units per year.

Mann-Kendall statistic = 70 critical = 98

Trend not sig-nificant at 99% confidence level (α = 0.005 per tail).

Constituent: Chloride Analysis Run 10/11/2024 11:17 AM View: Appendix III - Trend Tests

Plant Bowen Client: Southern Company Data: Bowen AP-1

Sanitas™ v.10.0.22 Software licensed to Groundwater Stats Consulting. UG

Sen's Slope Estimator

BGWC-22

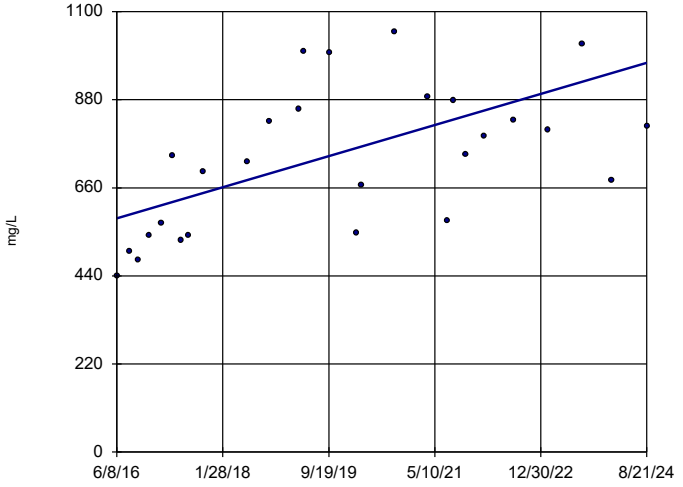

n = 27

Slope = 47.27 units per year.

Mann-Kendall statistic = 162 critical = 124

Increasing trend significant at 99% confidence level (α = 0.005 per tail).

Constituent: Chloride Analysis Run 10/11/2024 11:17 AM View: Appendix III - Trend Tests

Plant Bowen Client: Southern Company Data: Bowen AP-1

Sanitas™ v.10.0.22 Software licensed to Groundwater Stats Consulting. UG

Sen's Slope Estimator

BGWC-23

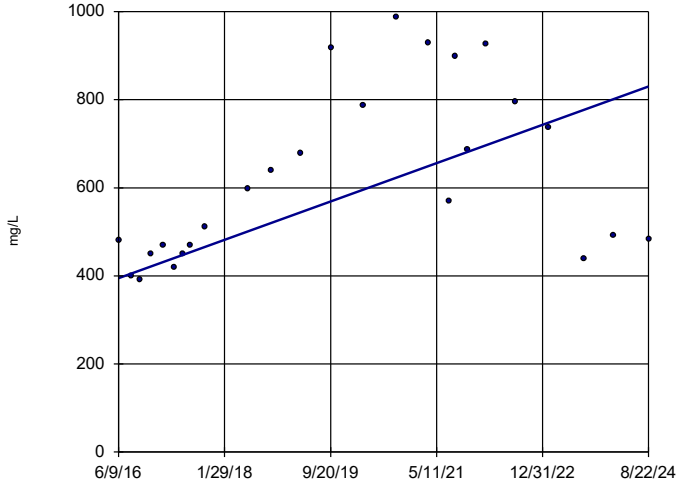

n = 25

Slope = 53.05 units per year.

Mann-Kendall statistic = 118 critical = 111

Increasing trend significant at 99% confidence level (α = 0.005 per tail).

Constituent: Chloride Analysis Run 10/11/2024 11:17 AM View: Appendix III - Trend Tests

Plant Bowen Client: Southern Company Data: Bowen AP-1

Sanitas™ v.10.0.22 Software licensed to Groundwater Stats Consulting. UG

Sen's Slope Estimator

BGWC-24

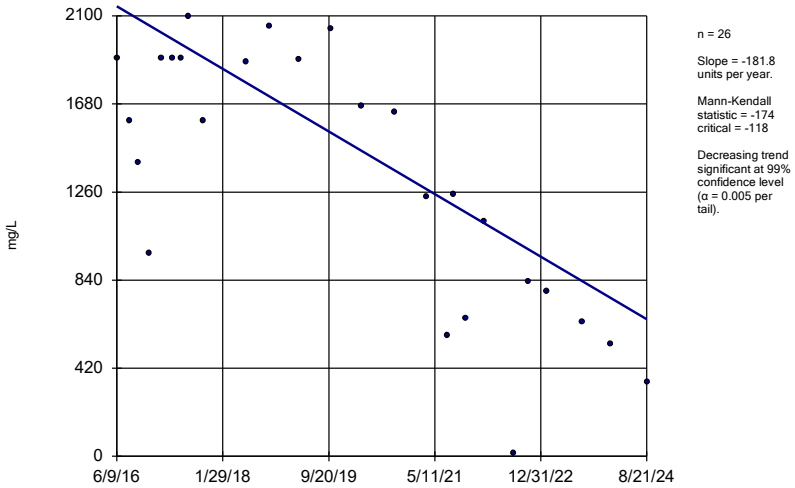

n = 26

Slope = -181.8 units per year.

Mann-Kendall statistic = -174
critical = -118

Decreasing trend significant at 99% confidence level (α = 0.005 per tail).

Constituent: Chloride Analysis Run 10/11/2024 11:17 AM View: Appendix III - Trend Tests
Plant Bowen Client: Southern Company Data: Bowen AP-1

Sanitas™ v.10.0.22 Software licensed to Groundwater Stats Consulting. UG

Sen's Slope Estimator

BGWC-25

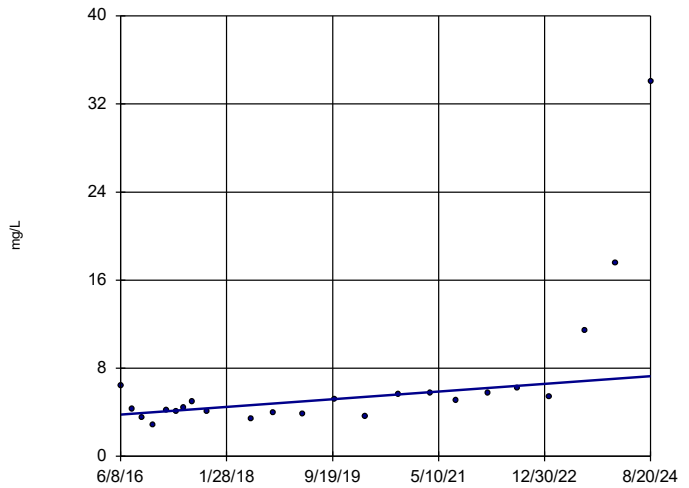

n = 23

Slope = 0.4244 units per year.

Mann-Kendall statistic = 121
critical = 98

Increasing trend significant at 99% confidence level (α = 0.005 per tail).

Constituent: Chloride Analysis Run 10/11/2024 11:17 AM View: Appendix III - Trend Tests
Plant Bowen Client: Southern Company Data: Bowen AP-1

Sanitas™ v.10.0.22 Software licensed to Groundwater Stats Consulting. UG

Sen's Slope Estimator

BGWC-30

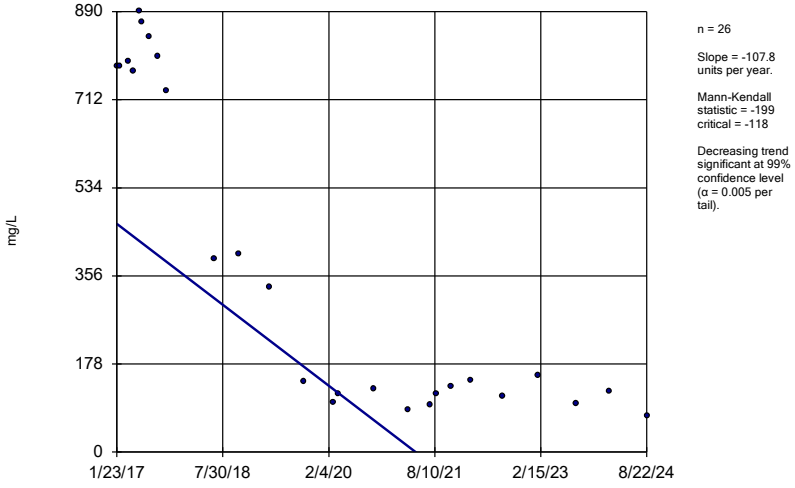

n = 26

Slope = -107.8 units per year.

Mann-Kendall statistic = -199
critical = -118

Decreasing trend significant at 99% confidence level (α = 0.005 per tail).

Constituent: Chloride Analysis Run 10/11/2024 11:17 AM View: Appendix III - Trend Tests
Plant Bowen Client: Southern Company Data: Bowen AP-1

Sanitas™ v.10.0.22 Software licensed to Groundwater Stats Consulting. UG

Sen's Slope Estimator

BGWC-51

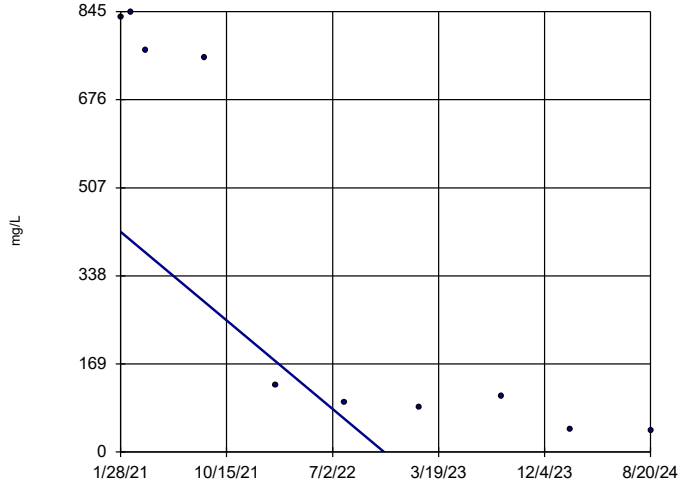

n = 10

Slope = -238.5 units per year.

Mann-Kendall statistic = -39
critical = -30

Decreasing trend significant at 99% confidence level (α = 0.005 per tail).

Constituent: Chloride Analysis Run 10/11/2024 11:17 AM View: Appendix III - Trend Tests
Plant Bowen Client: Southern Company Data: Bowen AP-1

Sanitas™ v.10.0.22 Software licensed to Groundwater Stats Consulting. UG

Sen's Slope Estimator

BGWC-52

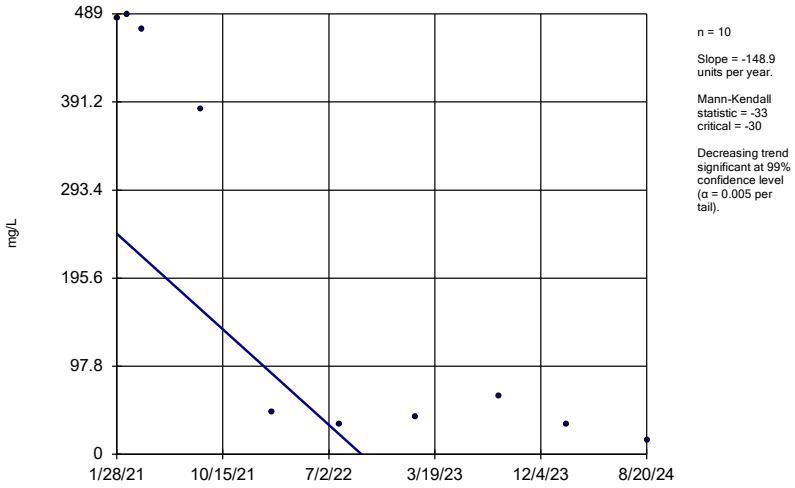

Constituent: Chloride Analysis Run 10/11/2024 11:17 AM View: Appendix III - Trend Tests

Plant Bowen Client: Southern Company Data: Bowen AP-1

Sanitas™ v.10.0.22 Software licensed to Groundwater Stats Consulting. UG

Sen's Slope Estimator

BGWC-9

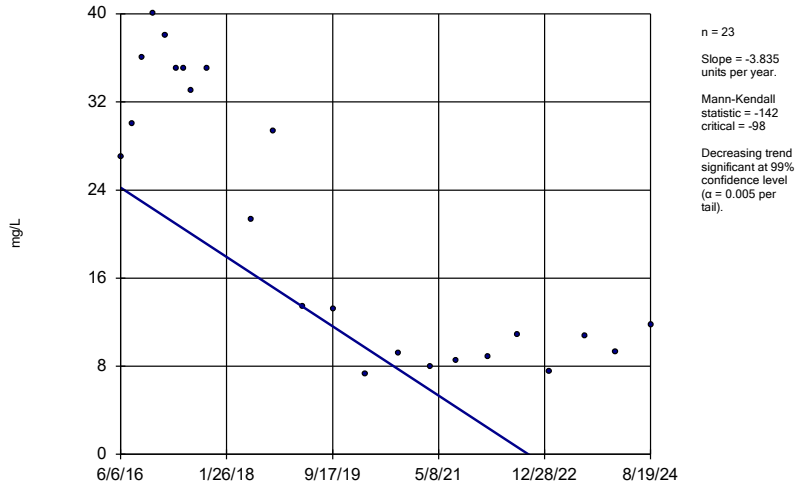

Constituent: Chloride Analysis Run 10/11/2024 11:17 AM View: Appendix III - Trend Tests

Plant Bowen Client: Southern Company Data: Bowen AP-1

Sanitas™ v.10.0.22 Software licensed to Groundwater Stats Consulting. UG

Sen's Slope Estimator

BGWA-2 (bg)

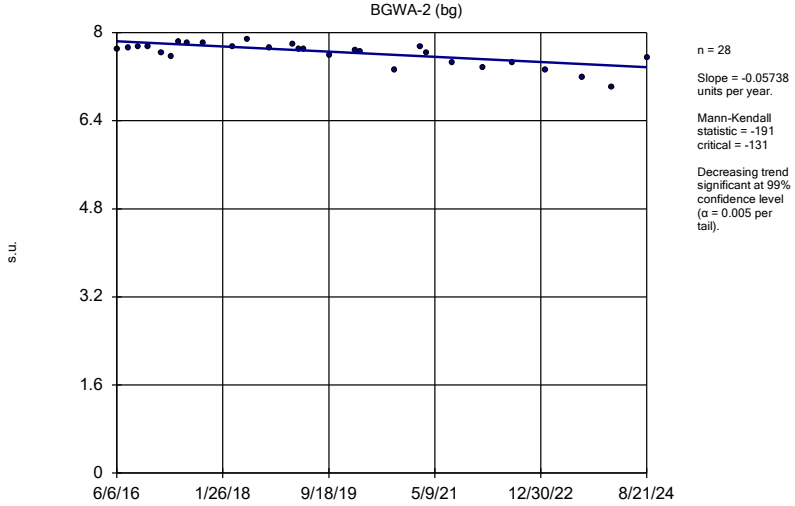

Constituent: pH Analysis Run 10/11/2024 11:17 AM View: Appendix III - Trend Tests

Plant Bowen Client: Southern Company Data: Bowen AP-1

Sanitas™ v.10.0.22 Software licensed to Groundwater Stats Consulting. UG

Sen's Slope Estimator

BGWA-29 (bg)

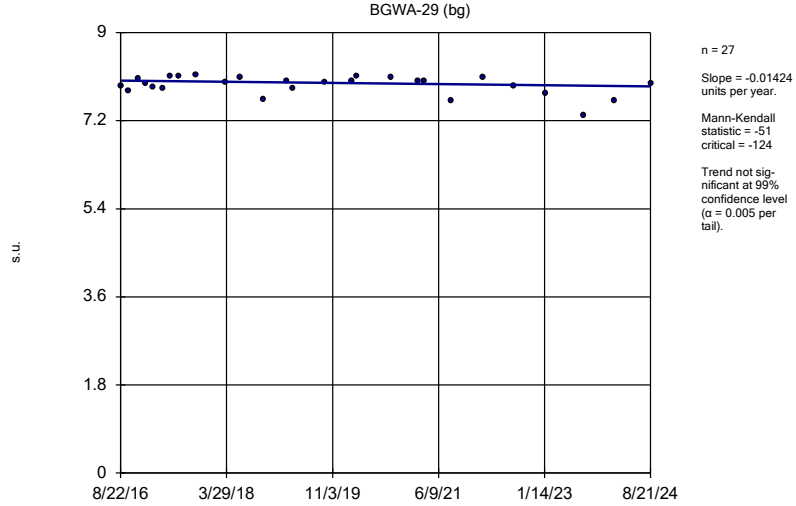

Constituent: pH Analysis Run 10/11/2024 11:17 AM View: Appendix III - Trend Tests

Plant Bowen Client: Southern Company Data: Bowen AP-1

Sanitas™ v.10.0.22 Software licensed to Groundwater Stats Consulting. UG

Sen's Slope Estimator

BGWA-33 (bg)

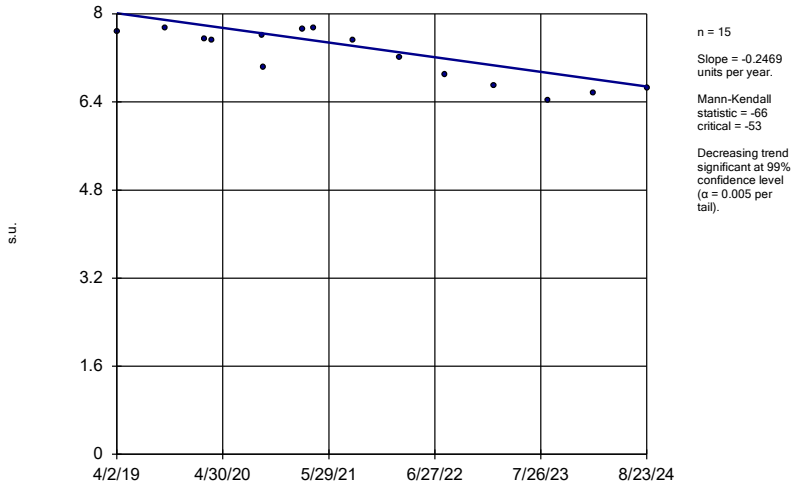

n = 15

Slope = -0.2469 units per year.

Mann-Kendall statistic = -66 critical = -53

Decreasing trend significant at 99% confidence level (α = 0.005 per tail).

Constituent: pH Analysis Run 10/11/2024 11:17 AM View: Appendix III - Trend Tests

Plant Bowen Client: Southern Company Data: Bowen AP-1

Sanitas™ v.10.0.22 Software licensed to Groundwater Stats Consulting. UG

Sen's Slope Estimator

BGWA-47D (bg)

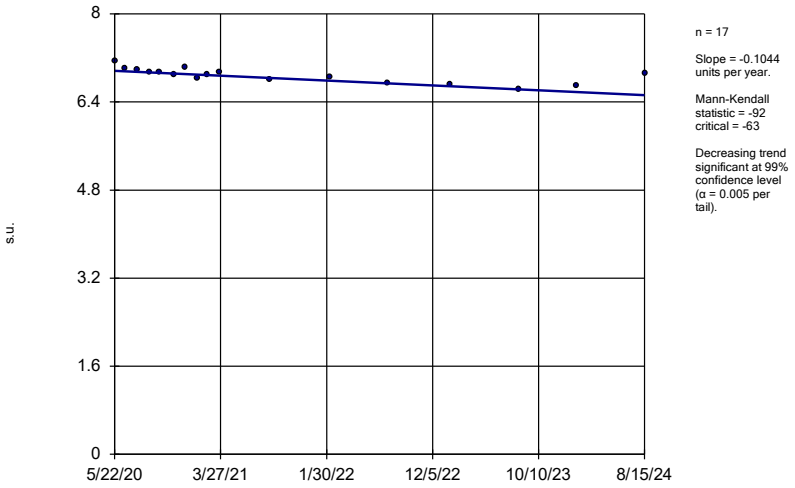

n = 17

Slope = -0.1044 units per year.

Mann-Kendall statistic = -92 critical = -63

Decreasing trend significant at 99% confidence level (α = 0.005 per tail).

Constituent: pH Analysis Run 10/11/2024 11:17 AM View: Appendix III - Trend Tests

Plant Bowen Client: Southern Company Data: Bowen AP-1

Sanitas™ v.10.0.22 Software licensed to Groundwater Stats Consulting. UG

Sen's Slope Estimator

BGWA-48D (bg)

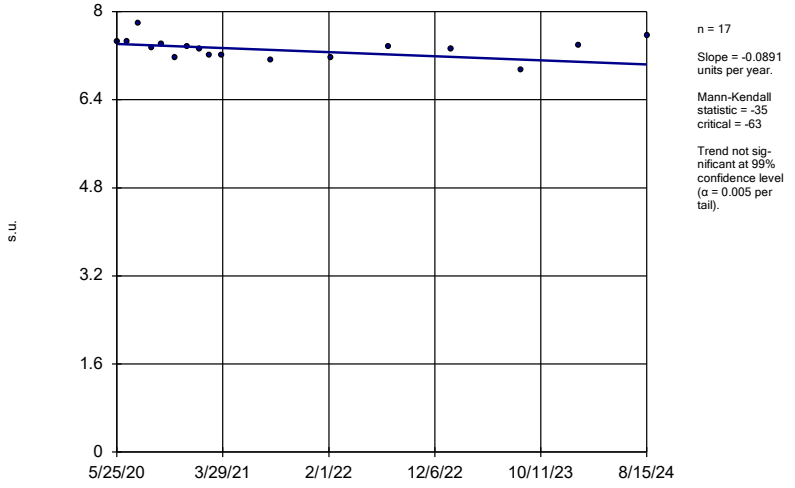

n = 17

Slope = -0.0891 units per year.

Mann-Kendall statistic = -35 critical = -63

Trend not sig-nificant at 99% confidence level (α = 0.005 per tail).

Constituent: pH Analysis Run 10/11/2024 11:17 AM View: Appendix III - Trend Tests

Plant Bowen Client: Southern Company Data: Bowen AP-1

Sanitas™ v.10.0.22 Software licensed to Groundwater Stats Consulting. UG

Sen's Slope Estimator

BGWC-16

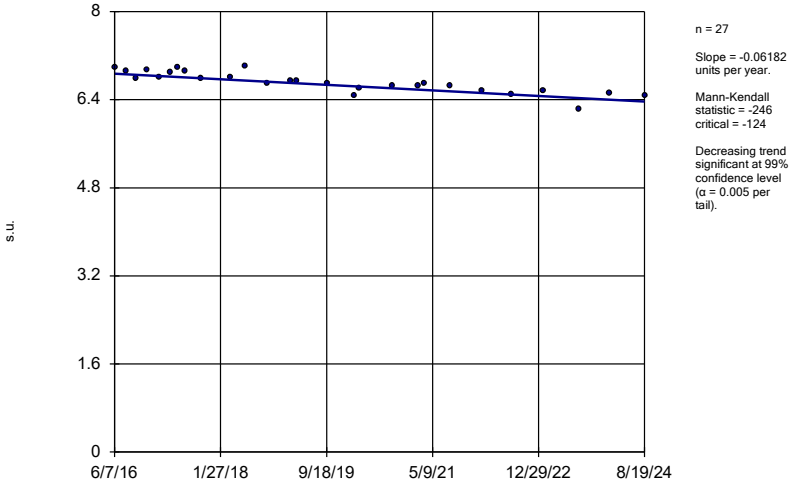

n = 27

Slope = -0.06182 units per year.

Mann-Kendall statistic = -246 critical = -124

Decreasing trend significant at 99% confidence level (α = 0.005 per tail).

Constituent: pH Analysis Run 10/11/2024 11:17 AM View: Appendix III - Trend Tests

Plant Bowen Client: Southern Company Data: Bowen AP-1

Sanitas™ v.10.0.22 Software licensed to Groundwater Stats Consulting. UG

Sen's Slope Estimator

BGWC-22

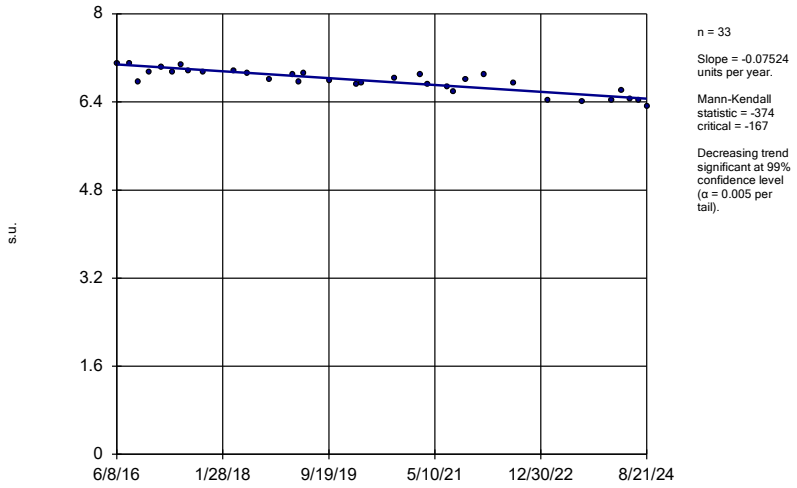

n = 33

Slope = -0.07524 units per year.

Mann-Kendall statistic = -374 critical = -167

Decreasing trend significant at 99% confidence level (α = 0.005 per tail).

Constituent: pH Analysis Run 10/11/2024 11:17 AM View: Appendix III - Trend Tests

Plant Bowen Client: Southern Company Data: Bowen AP-1

Sanitas™ v.10.0.22 Software licensed to Groundwater Stats Consulting. UG

Sen's Slope Estimator

BGWC-24

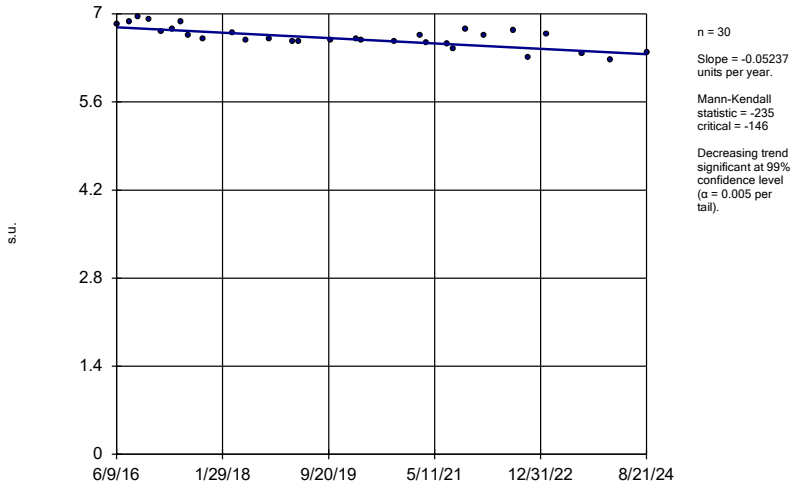

n = 30

Slope = -0.05237 units per year.

Mann-Kendall statistic = -235 critical = -146

Decreasing trend significant at 99% confidence level (α = 0.005 per tail).

Constituent: pH Analysis Run 10/11/2024 11:17 AM View: Appendix III - Trend Tests

Plant Bowen Client: Southern Company Data: Bowen AP-1

Sanitas™ v.10.0.22 Software licensed to Groundwater Stats Consulting. UG

Sen's Slope Estimator

BGWA-2 (bg)

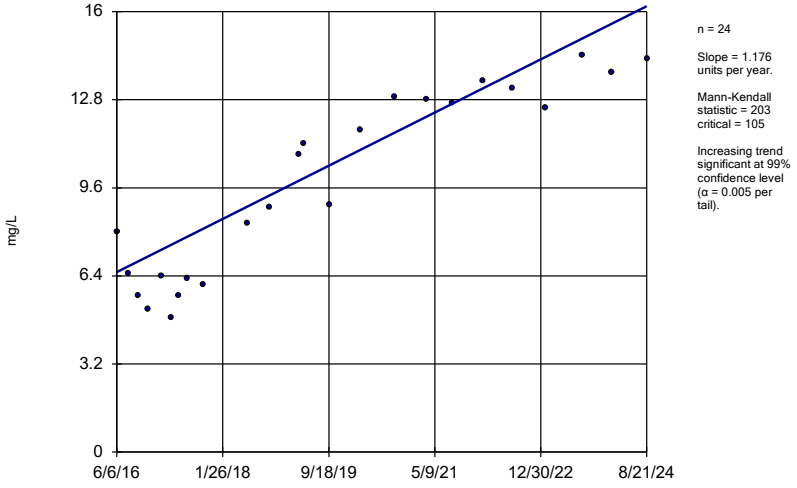

n = 24

Slope = 1.176 units per year.

Mann-Kendall statistic = 203 critical = 105

Increasing trend significant at 99% confidence level (α = 0.005 per tail).

Constituent: Sulfate Analysis Run 10/11/2024 11:17 AM View: Appendix III - Trend Tests

Plant Bowen Client: Southern Company Data: Bowen AP-1

Sanitas™ v.10.0.22 Software licensed to Groundwater Stats Consulting. UG

Sen's Slope Estimator

BGWA-29 (bg)

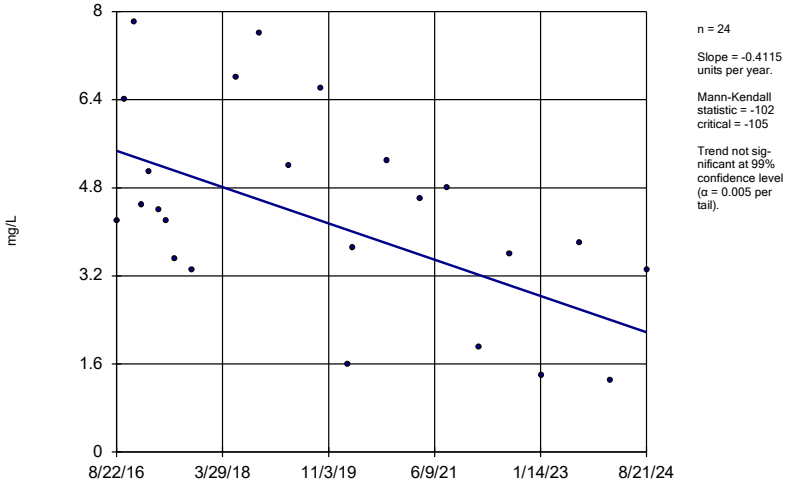

n = 24

Slope = -0.4115 units per year.

Mann-Kendall statistic = -102 critical = -105

Trend not significant at 99% confidence level (α = 0.005 per tail).

Constituent: Sulfate Analysis Run 10/11/2024 11:17 AM View: Appendix III - Trend Tests

Plant Bowen Client: Southern Company Data: Bowen AP-1

Sanitas™ v.10.0.22 Software licensed to Groundwater Stats Consulting. UG

Sen's Slope Estimator

BGWA-33 (bg)

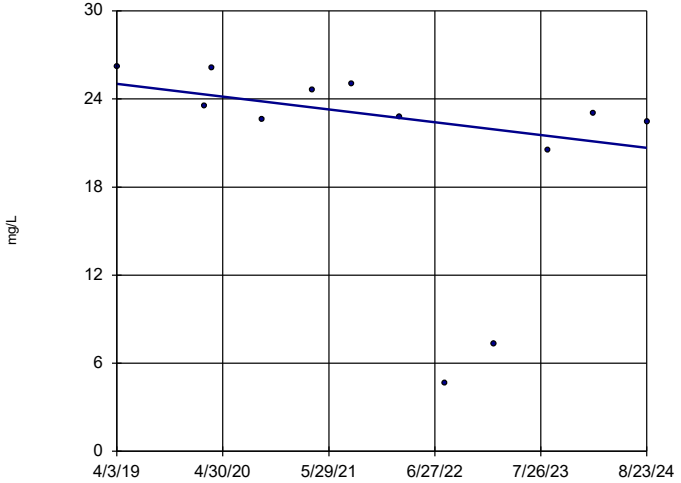

n = 12

Slope = -0.8079 units per year.

Mann-Kendall statistic = -30
critical = -38

Trend not significant at 99% confidence level (α = 0.005 per tail).

Constituent: Sulfate Analysis Run 10/11/2024 11:17 AM View: Appendix III - Trend Tests
Plant Bowen Client: Southern Company Data: Bowen AP-1

Sanitas™ v.10.0.22 Software licensed to Groundwater Stats Consulting. UG

Sen's Slope Estimator

BGWA-47D (bg)

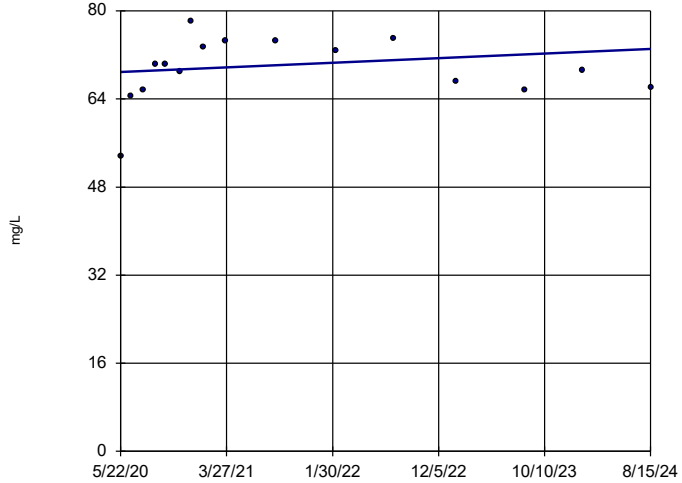

n = 16

Slope = 0.9799 units per year.

Mann-Kendall statistic = 21
critical = 58

Trend not significant at 99% confidence level (α = 0.005 per tail).

Constituent: Sulfate Analysis Run 10/11/2024 11:17 AM View: Appendix III - Trend Tests
Plant Bowen Client: Southern Company Data: Bowen AP-1

Sanitas™ v.10.0.22 Software licensed to Groundwater Stats Consulting. UG

Sen's Slope Estimator

BGWA-48D (bg)

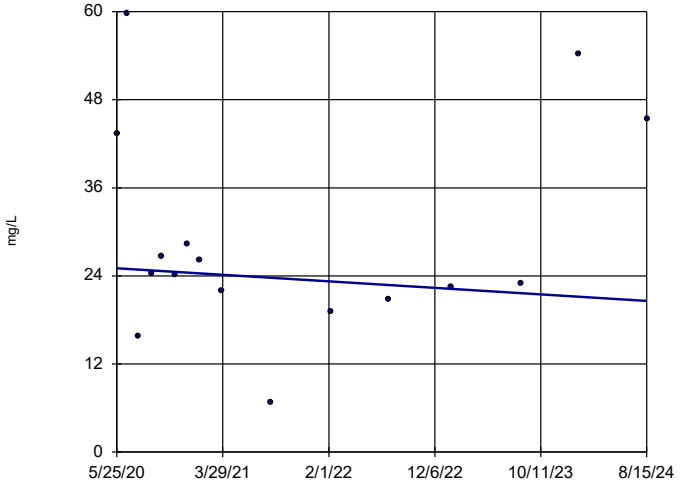

n = 16

Slope = -1.052 units per year.

Mann-Kendall statistic = -10
critical = -58

Trend not significant at 99% confidence level (α = 0.005 per tail).

Constituent: Sulfate Analysis Run 10/11/2024 11:18 AM View: Appendix III - Trend Tests
Plant Bowen Client: Southern Company Data: Bowen AP-1

Sanitas™ v.10.0.22 Software licensed to Groundwater Stats Consulting. UG

Sen's Slope Estimator

BGWC-12

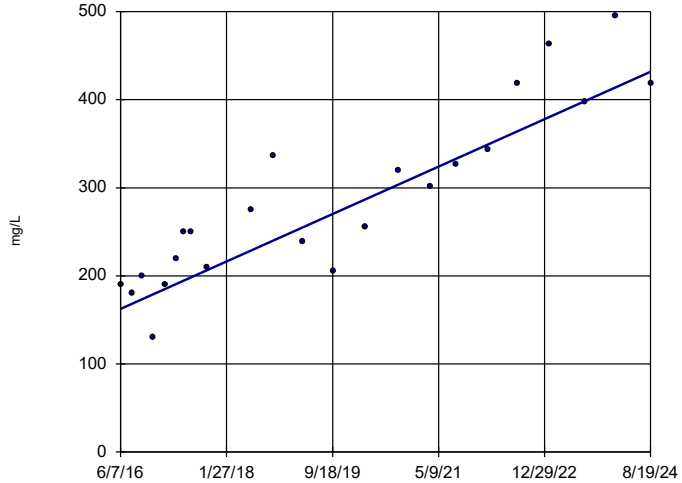

n = 23

Slope = 32.79 units per year.

Mann-Kendall statistic = 192
critical = 98

Increasing trend significant at 99% confidence level (α = 0.005 per tail).

Constituent: Sulfate Analysis Run 10/11/2024 11:18 AM View: Appendix III - Trend Tests
Plant Bowen Client: Southern Company Data: Bowen AP-1

Sanitas™ v.10.0.22 Software licensed to Groundwater Stats Consulting. UG

Sen's Slope Estimator

BGWC-14A

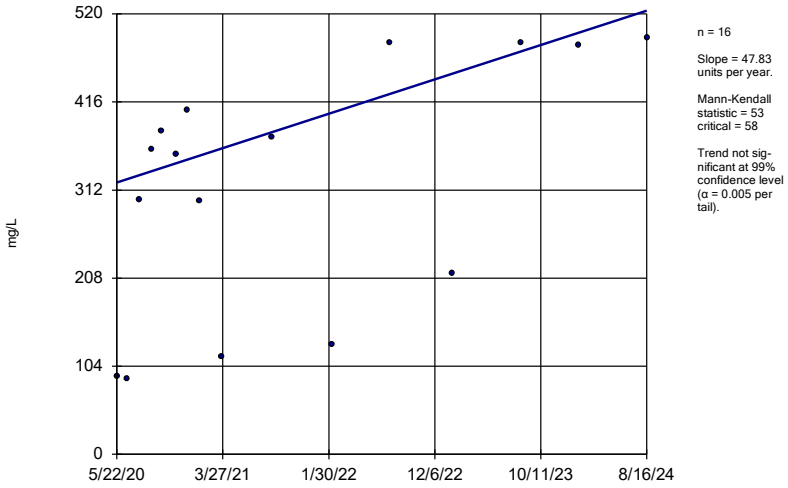

n = 16

Slope = 47.83 units per year.

Mann-Kendall statistic = 53 critical = 58

Trend not significant at 99% confidence level (α = 0.005 per tail).

Constituent: Sulfate Analysis Run 10/11/2024 11:18 AM View: Appendix III - Trend Tests

Plant Bowen Client: Southern Company Data: Bowen AP-1

Sanitas™ v.10.0.22 Software licensed to Groundwater Stats Consulting. UG

Sen's Slope Estimator

BGWC-16

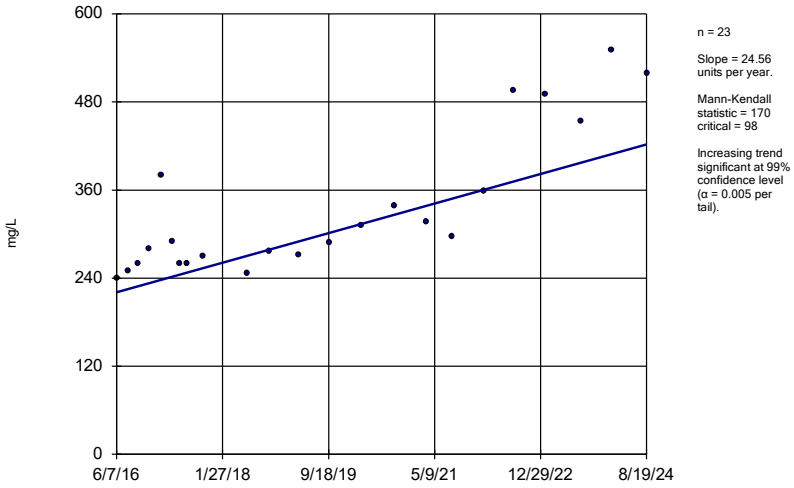

n = 23

Slope = 24.56 units per year.

Mann-Kendall statistic = 170 critical = 98

Increasing trend significant at 99% confidence level (α = 0.005 per tail).

Constituent: Sulfate Analysis Run 10/11/2024 11:18 AM View: Appendix III - Trend Tests

Plant Bowen Client: Southern Company Data: Bowen AP-1

Sanitas™ v.10.0.22 Software licensed to Groundwater Stats Consulting. UG

Sen's Slope Estimator

BGWC-17

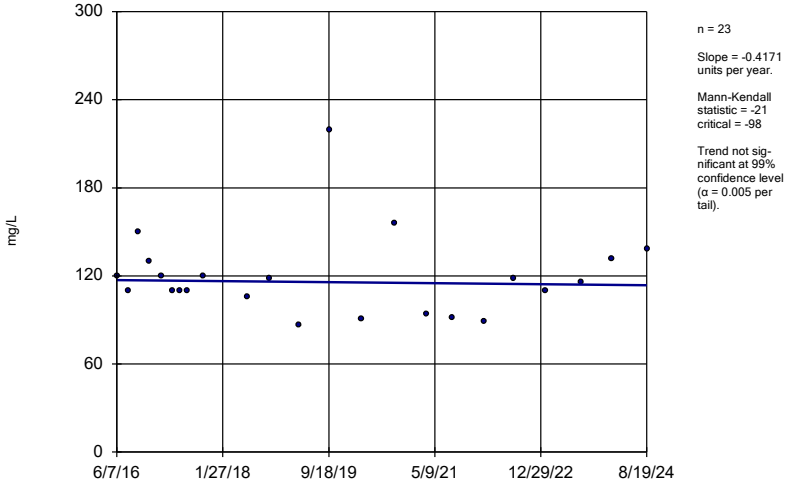

n = 23

Slope = -0.4171 units per year.

Mann-Kendall statistic = -21 critical = -98

Trend not significant at 99% confidence level (α = 0.005 per tail).

Constituent: Sulfate Analysis Run 10/11/2024 11:18 AM View: Appendix III - Trend Tests

Plant Bowen Client: Southern Company Data: Bowen AP-1

Sanitas™ v.10.0.22 Software licensed to Groundwater Stats Consulting. UG

Sen's Slope Estimator

BGWC-20

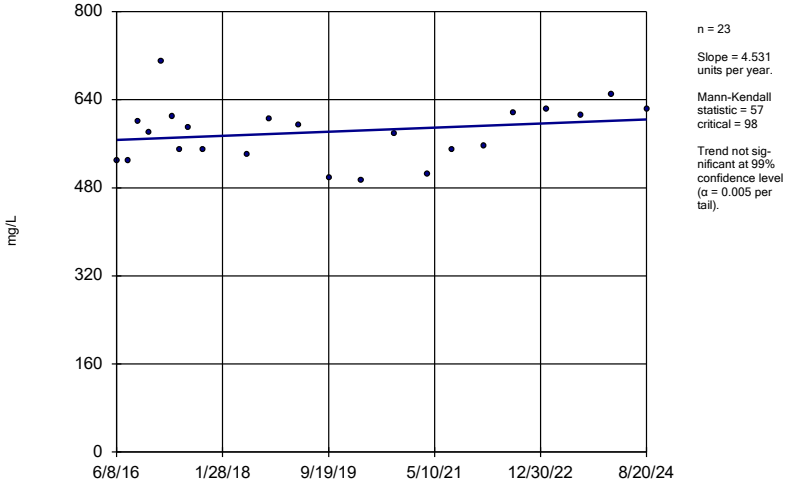

n = 23

Slope = 4.531 units per year.

Mann-Kendall statistic = 57 critical = 98

Trend not significant at 99% confidence level (α = 0.005 per tail).

Constituent: Sulfate Analysis Run 10/11/2024 11:18 AM View: Appendix III - Trend Tests

Plant Bowen Client: Southern Company Data: Bowen AP-1

Sanitas™ v.10.0.22 Software licensed to Groundwater Stats Consulting. UG

Sen's Slope Estimator

BGWC-22

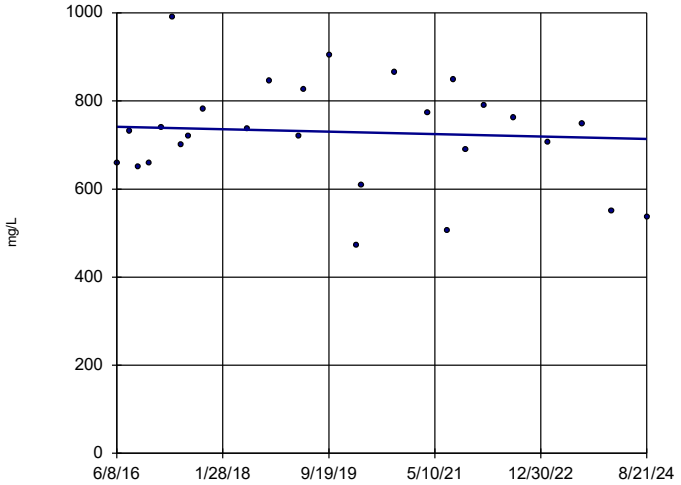

n = 27

Slope = -3.375 units per year.

Mann-Kendall statistic = -11 critical = -124

Trend not significant at 99% confidence level (α = 0.005 per tail).

Constituent: Sulfate Analysis Run 10/11/2024 11:18 AM View: Appendix III - Trend Tests

Plant Bowen Client: Southern Company Data: Bowen AP-1

Sanitas™ v.10.0.22 Software licensed to Groundwater Stats Consulting. UG

Sen's Slope Estimator

BGWC-23

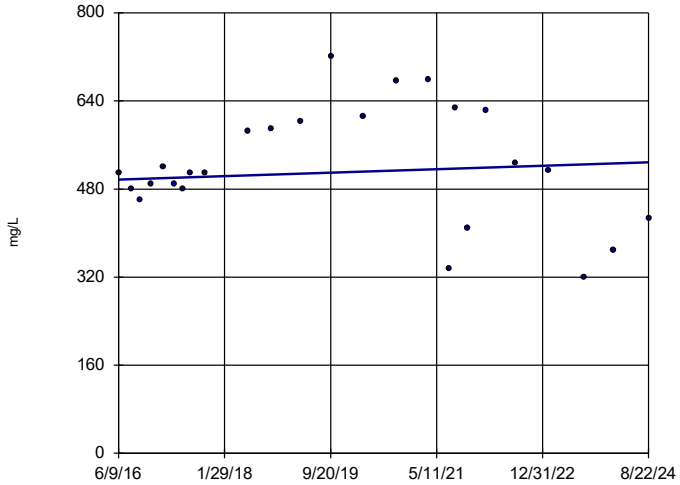

n = 25

Slope = 3.82 units per year.

Mann-Kendall statistic = 19 critical = 111

Trend not significant at 99% confidence level (α = 0.005 per tail).

Constituent: Sulfate Analysis Run 10/11/2024 11:18 AM View: Appendix III - Trend Tests

Plant Bowen Client: Southern Company Data: Bowen AP-1

Sanitas™ v.10.0.22 Software licensed to Groundwater Stats Consulting. UG

Sen's Slope Estimator

BGWC-24

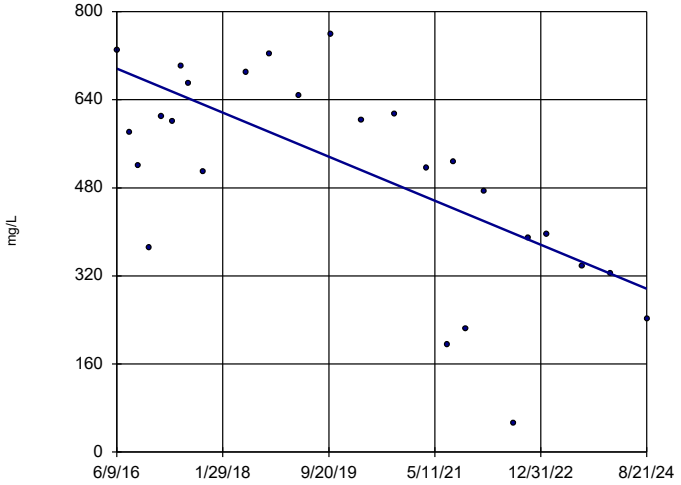

n = 26

Slope = -48.74 units per year.

Mann-Kendall statistic = -141 critical = -118

Decreasing trend significant at 99% confidence level (α = 0.005 per tail).

Constituent: Sulfate Analysis Run 10/11/2024 11:18 AM View: Appendix III - Trend Tests

Plant Bowen Client: Southern Company Data: Bowen AP-1

Sanitas™ v.10.0.22 Software licensed to Groundwater Stats Consulting. UG

Sen's Slope Estimator

BGWC-7

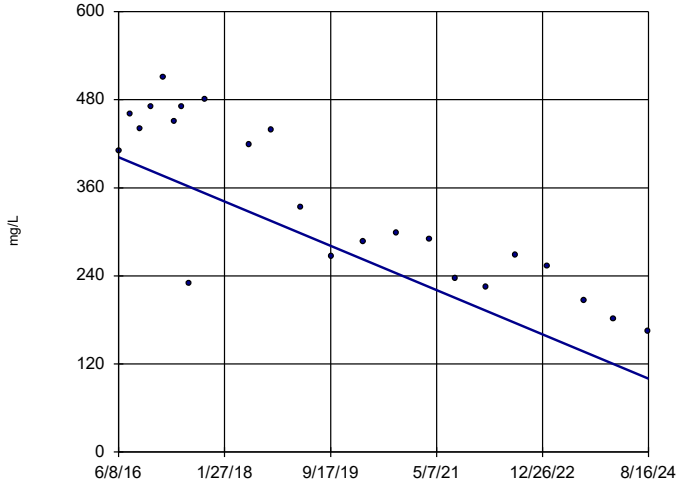

n = 23

Slope = -36.79 units per year.

Mann-Kendall statistic = -162 critical = -98

Decreasing trend significant at 99% confidence level (α = 0.005 per tail).

Constituent: Sulfate Analysis Run 10/11/2024 11:18 AM View: Appendix III - Trend Tests

Plant Bowen Client: Southern Company Data: Bowen AP-1

Sanitas™ v.10.0.22 Software licensed to Groundwater Stats Consulting. UG

Sen's Slope Estimator

BGWA-2 (bg)

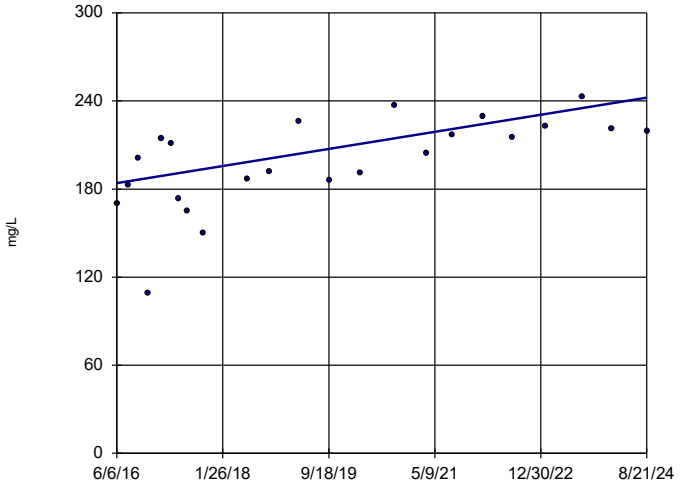

n = 23

Slope = 7.075 units per year.

Mann-Kendall statistic = 127 critical = 98

Increasing trend significant at 99% confidence level (α = 0.005 per tail).

Constituent: Total Dissolved Solids Analysis Run 10/11/2024 11:18 AM View: Appendix III - Trend Tests

Plant Bowen Client: Southern Company Data: Bowen AP-1

Sanitas™ v.10.0.22 Software licensed to Groundwater Stats Consulting. UG

Sen's Slope Estimator

BGWA-29 (bg)

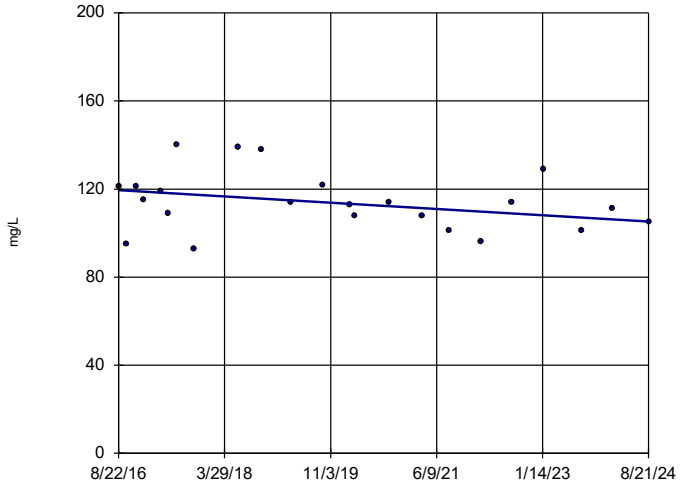

n = 23

Slope = -1.775 units per year.

Mann-Kendall statistic = -63 critical = -98

Trend not significant at 99% confidence level (α = 0.005 per tail).

Constituent: Total Dissolved Solids Analysis Run 10/11/2024 11:18 AM View: Appendix III - Trend Tests

Plant Bowen Client: Southern Company Data: Bowen AP-1

Sanitas™ v.10.0.22 Software licensed to Groundwater Stats Consulting. UG

Sen's Slope Estimator

BGWA-33 (bg)

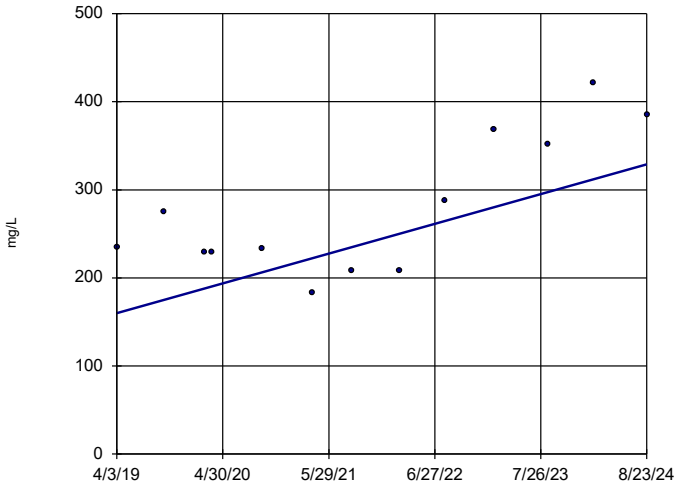

n = 13

Slope = 31.27 units per year.

Mann-Kendall statistic = 30 critical = 43

Trend not significant at 99% confidence level (α = 0.005 per tail).

Constituent: Total Dissolved Solids Analysis Run 10/11/2024 11:18 AM View: Appendix III - Trend Tests

Plant Bowen Client: Southern Company Data: Bowen AP-1

Sanitas™ v.10.0.22 Software licensed to Groundwater Stats Consulting. UG

Sen's Slope Estimator

BGWA-47D (bg)

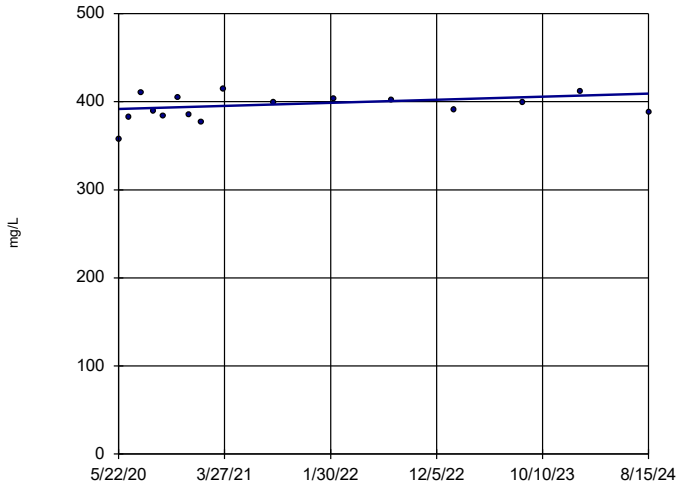

n = 16

Slope = 4.111 units per year.

Mann-Kendall statistic = 29 critical = 58

Trend not significant at 99% confidence level (α = 0.005 per tail).

Constituent: Total Dissolved Solids Analysis Run 10/11/2024 11:18 AM View: Appendix III - Trend Tests

Plant Bowen Client: Southern Company Data: Bowen AP-1

Sanitas™ v.10.0.22 Software licensed to Groundwater Stats Consulting. UG

Sen's Slope Estimator

BGWA-48D (bg)

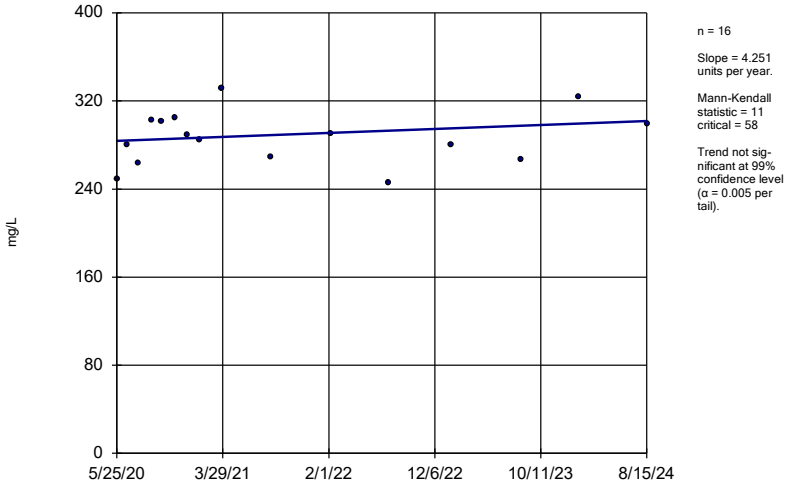

n = 16

Slope = 4.251 units per year.

Mann-Kendall statistic = 11 critical = 58

Trend not significant at 99% confidence level (α = 0.005 per tail).

Constituent: Total Dissolved Solids Analysis Run 10/11/2024 11:18 AM View: Appendix III - Trend Tests

Plant Bowen Client: Southern Company Data: Bowen AP-1

Sanitas™ v.10.0.22 Software licensed to Groundwater Stats Consulting. UG

Sen's Slope Estimator

BGWC-12

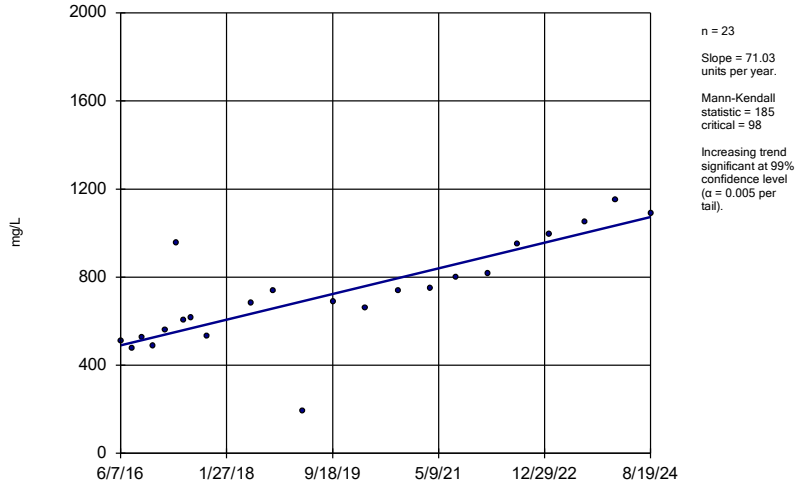

n = 23

Slope = 71.03 units per year.

Mann-Kendall statistic = 185 critical = 98

Increasing trend significant at 99% confidence level (α = 0.005 per tail).

Constituent: Total Dissolved Solids Analysis Run 10/11/2024 11:18 AM View: Appendix III - Trend Tests

Plant Bowen Client: Southern Company Data: Bowen AP-1

Sanitas™ v.10.0.22 Software licensed to Groundwater Stats Consulting. UG

Sen's Slope Estimator

BGWC-14A

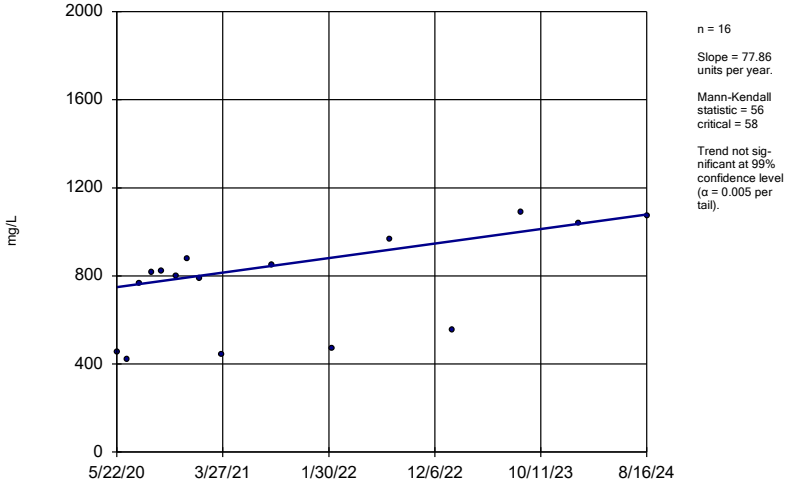

n = 16

Slope = 77.86 units per year.

Mann-Kendall statistic = 56 critical = 58

Trend not significant at 99% confidence level (α = 0.005 per tail).

Constituent: Total Dissolved Solids Analysis Run 10/11/2024 11:18 AM View: Appendix III - Trend Tests

Plant Bowen Client: Southern Company Data: Bowen AP-1

Sanitas™ v.10.0.22 Software licensed to Groundwater Stats Consulting. UG

Sen's Slope Estimator

BGWC-16

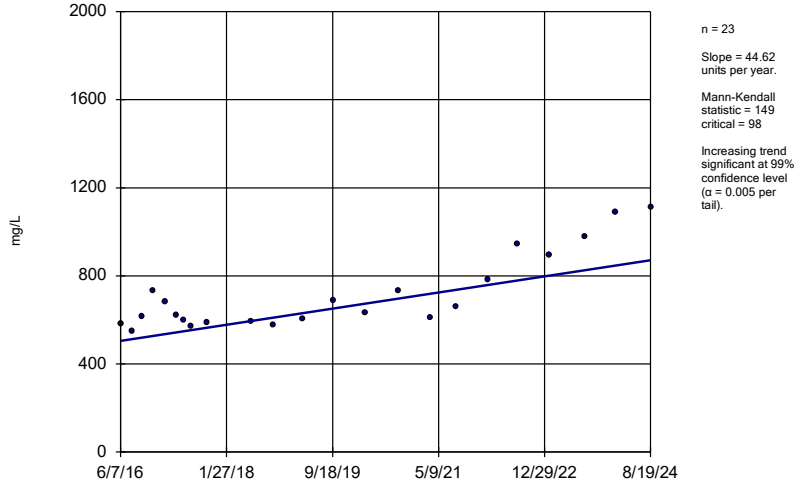

n = 23

Slope = 44.62 units per year.

Mann-Kendall statistic = 149 critical = 98

Increasing trend significant at 99% confidence level (α = 0.005 per tail).

Constituent: Total Dissolved Solids Analysis Run 10/11/2024 11:18 AM View: Appendix III - Trend Tests

Plant Bowen Client: Southern Company Data: Bowen AP-1

Sanitas™ v.10.0.22 Software licensed to Groundwater Stats Consulting. UG

Sen's Slope Estimator

BGWC-17

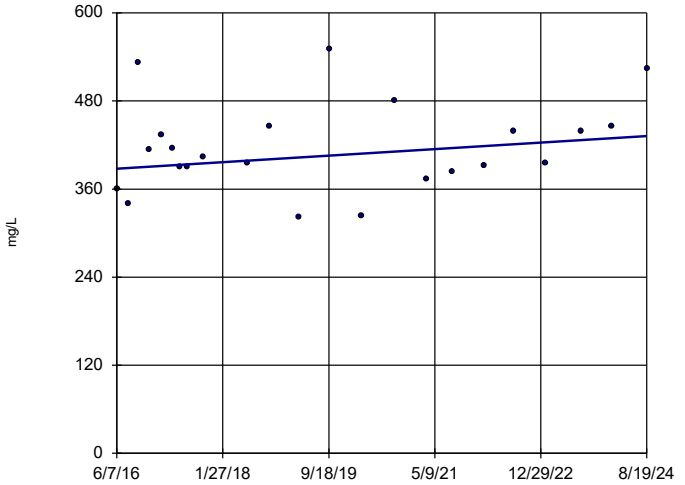

n = 23

Slope = 5.448 units per year.

Mann-Kendall statistic = 47 critical = 98

Trend not significant at 99% confidence level (α = 0.005 per tail).

Constituent: Total Dissolved Solids Analysis Run 10/11/2024 11:18 AM View: Appendix III - Trend Tests

Plant Bowen Client: Southern Company Data: Bowen AP-1

Sanitas™ v.10.0.22 Software licensed to Groundwater Stats Consulting. UG

Sen's Slope Estimator

BGWC-20

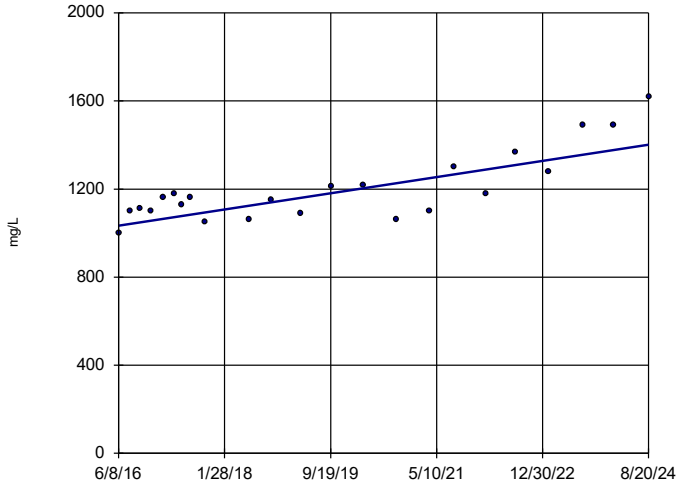

n = 23

Slope = 44.85 units per year.

Mann-Kendall statistic = 140 critical = 98

Increasing trend significant at 99% confidence level (α = 0.005 per tail).

Constituent: Total Dissolved Solids Analysis Run 10/11/2024 11:18 AM View: Appendix III - Trend Tests

Plant Bowen Client: Southern Company Data: Bowen AP-1

Sanitas™ v.10.0.22 Software licensed to Groundwater Stats Consulting. UG

Sen's Slope Estimator

BGWC-22

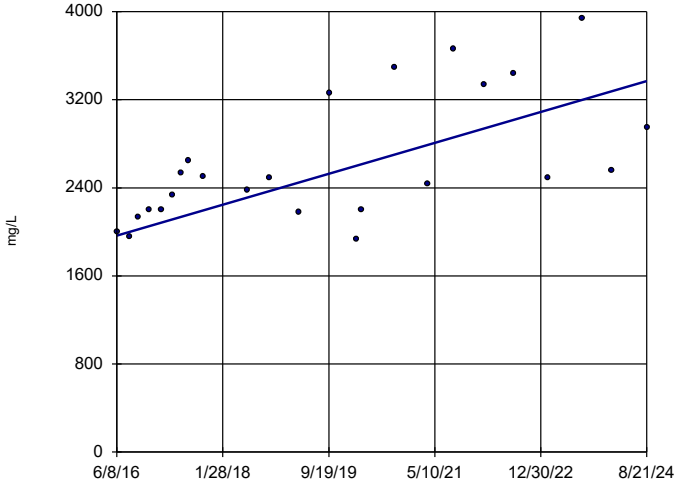

n = 24

Slope = 170.9 units per year.

Mann-Kendall statistic = 136 critical = 105

Increasing trend significant at 99% confidence level (α = 0.005 per tail).

Constituent: Total Dissolved Solids Analysis Run 10/11/2024 11:18 AM View: Appendix III - Trend Tests

Plant Bowen Client: Southern Company Data: Bowen AP-1

Sanitas™ v.10.0.22 Software licensed to Groundwater Stats Consulting. UG

Sen's Slope Estimator

BGWC-23

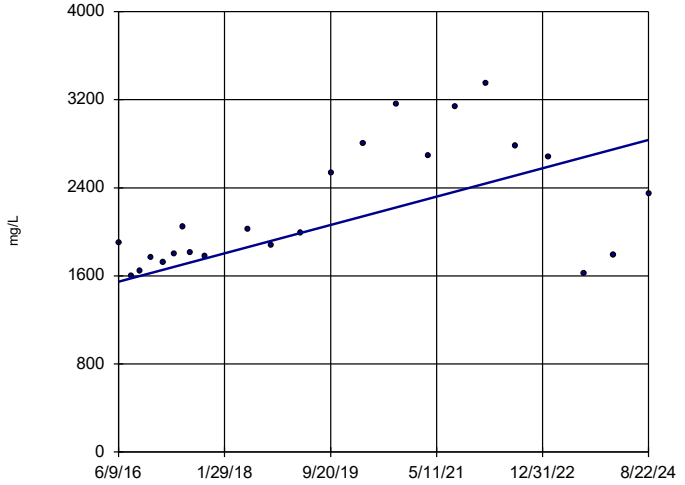

n = 23

Slope = 156.7 units per year.

Mann-Kendall statistic = 107 critical = 98

Increasing trend significant at 99% confidence level (α = 0.005 per tail).

Constituent: Total Dissolved Solids Analysis Run 10/11/2024 11:18 AM View: Appendix III - Trend Tests

Plant Bowen Client: Southern Company Data: Bowen AP-1

Sanitas™ v.10.0.22 Software licensed to Groundwater Stats Consulting. UG

Sen's Slope Estimator

BGWC-24

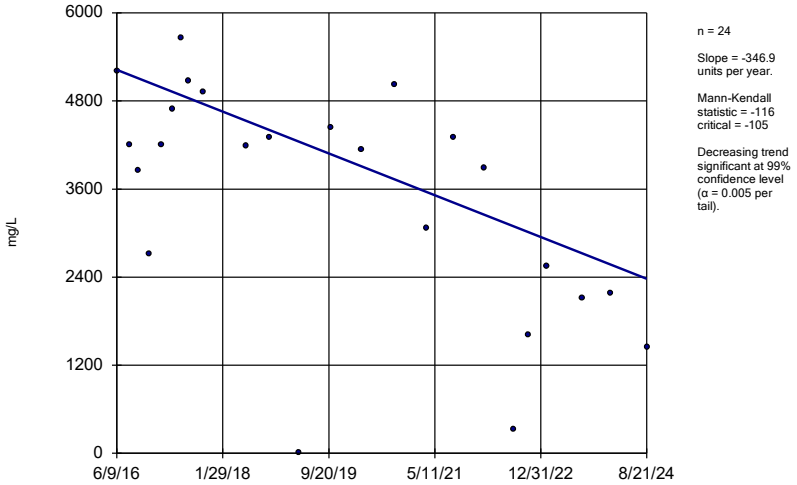

n = 24

Slope = -346.9 units per year.

Mann-Kendall statistic = -116 critical = -105

Decreasing trend significant at 99% confidence level (α = 0.005 per tail).

Constituent: Total Dissolved Solids Analysis Run 10/11/2024 11:18 AM View: Appendix III - Trend Tests

Plant Bowen Client: Southern Company Data: Bowen AP-1

Sanitas™ v.10.0.22 Software licensed to Groundwater Stats Consulting. UG

Sen's Slope Estimator

BGWC-7

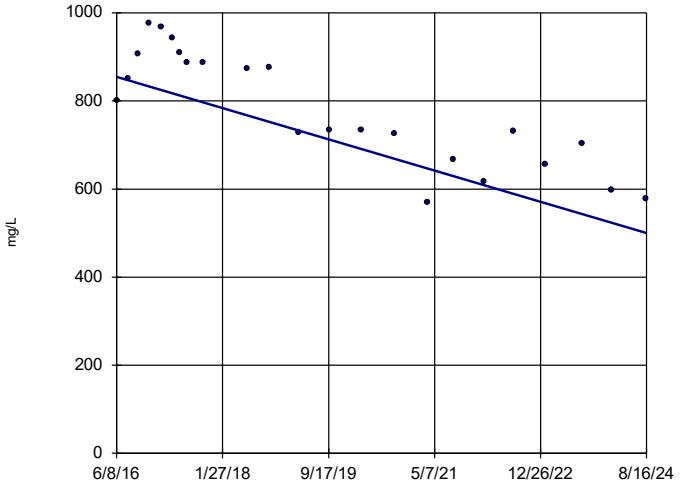

n = 23

Slope = -43.23 units per year.

Mann-Kendall statistic = -169 critical = -98

Decreasing trend significant at 99% confidence level (α = 0.005 per tail).

Constituent: Total Dissolved Solids Analysis Run 10/11/2024 11:18 AM View: Appendix III - Trend Tests

Plant Bowen Client: Southern Company Data: Bowen AP-1

Sanitas™ v.10.0.22 Software licensed to Groundwater Stats Consulting. UG

Sen's Slope Estimator

BGWC-9

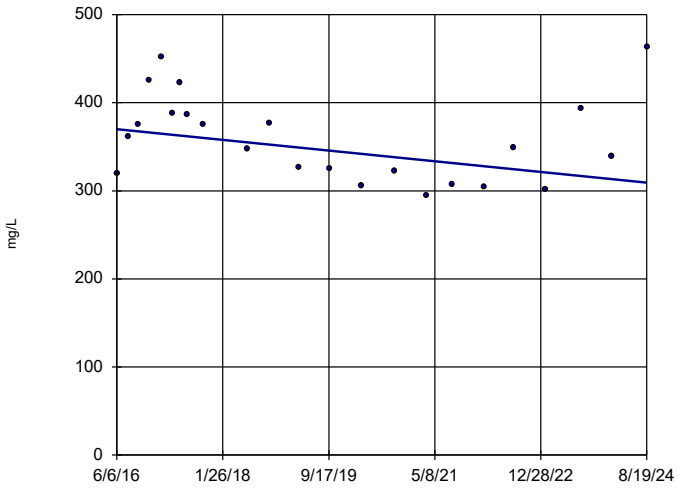

n = 23

Slope = -7.391 units per year.

Mann-Kendall statistic = -66 critical = -98

Trend not sig-nificant at 99% confidence level (α = 0.005 per tail).

Constituent: Total Dissolved Solids Analysis Run 10/11/2024 11:18 AM View: Appendix III - Trend Tests

Plant Bowen Client: Southern Company Data: Bowen AP-1

FIGURE F.

Upper Tolerance Limits

Plant Bowen Client: Southern Company Data: Bowen AP-1 Printed 10/11/2024, 11:21 AM

Constituent	Upper Lim.	Bg N	Bg Mean	Std. Dev.	%NDs	ND Adj.	Transform	Alpha	Method
Antimony (mg/L)	0.0042	90	n/a	n/a	62.22	n/a	n/a	0.009888	NP Inter(NDs)
Arsenic (mg/L)	0.01	100	n/a	n/a	52	n/a	n/a	0.005921	NP Inter(NDs)
Barium (mg/L)	0.218	100	n/a	n/a	0	n/a	n/a	0.005921	NP Inter(normality)
Beryllium (mg/L)	0.0005	96	n/a	n/a	98.96	n/a	n/a	0.007269	NP Inter(NDs)
Cadmium (mg/L)	0.0005	100	n/a	n/a	98	n/a	n/a	0.005921	NP Inter(NDs)
Chromium (mg/L)	0.005	96	n/a	n/a	67.71	n/a	n/a	0.007269	NP Inter(NDs)
Cobalt (mg/L)	0.005	101	n/a	n/a	89.11	n/a	n/a	0.005625	NP Inter(NDs)
Combined Radium 226 + 228 (pCi/L)	1.634	98	0.8109	0.4272	0	None	No	0.05	Inter
Fluoride (mg/L)	0.57	103	n/a	n/a	43.69	n/a	n/a	0.005076	NP Inter(normality)
Lead (mg/L)	0.0024	96	n/a	n/a	71.88	n/a	n/a	0.007269	NP Inter(NDs)
Lithium (mg/L)	0.03	100	n/a	n/a	84	n/a	n/a	0.005921	NP Inter(NDs)
Mercury (mg/L)	0.00022	96	n/a	n/a	91.67	n/a	n/a	0.007269	NP Inter(NDs)
Molybdenum (mg/L)	0.034	102	n/a	n/a	54.9	n/a	n/a	0.005343	NP Inter(NDs)
Selenium (mg/L)	0.005	96	n/a	n/a	85.42	n/a	n/a	0.007269	NP Inter(NDs)
Thallium (mg/L)	0.001	100	n/a	n/a	87	n/a	n/a	0.005921	NP Inter(NDs)

Sanitas™ v.10.0.22 Software licensed to Groundwater Stats Consulting. UG
Hollow symbols indicate censored values.

Time Series

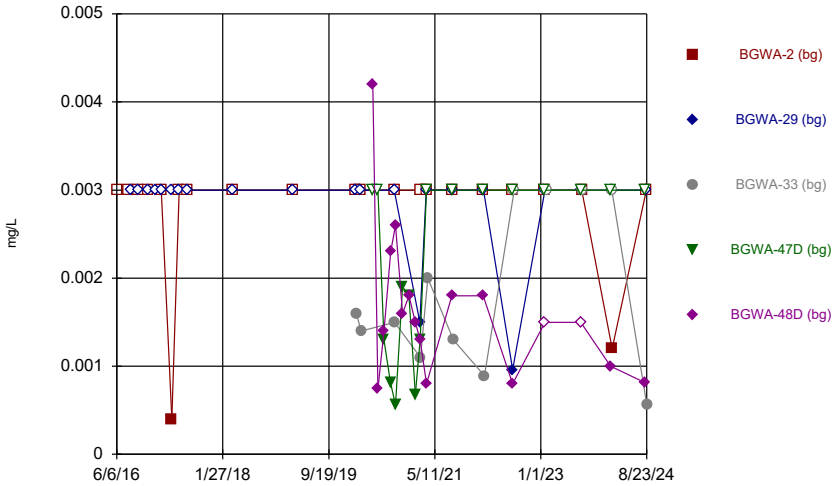

Constituent: Antimony Analysis Run 10/11/2024 11:21 AM View: Appendix IV - UTLs
Plant Bowen Client: Southern Company Data: Bowen AP-1

Sanitas™ v.10.0.22 Software licensed to Groundwater Stats Consulting. UG
Hollow symbols indicate censored values.

Time Series

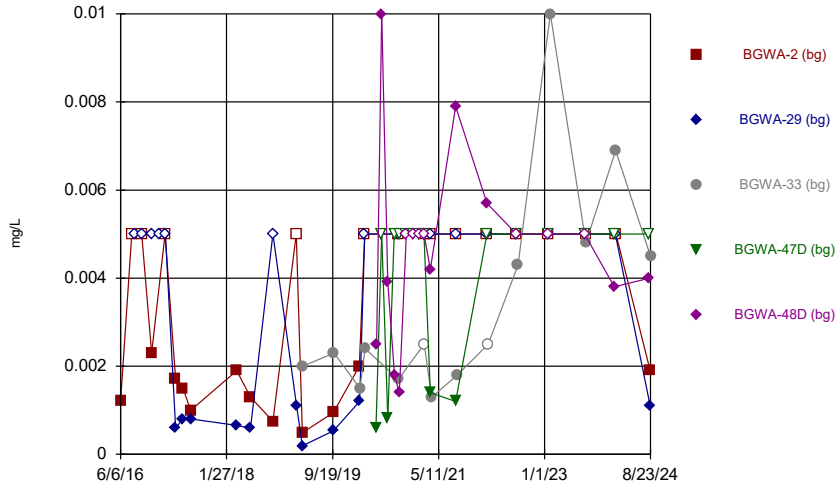

Constituent: Arsenic Analysis Run 10/11/2024 11:21 AM View: Appendix IV - UTLs
Plant Bowen Client: Southern Company Data: Bowen AP-1

Sanitas™ v.10.0.22 Software licensed to Groundwater Stats Consulting. UG

Time Series

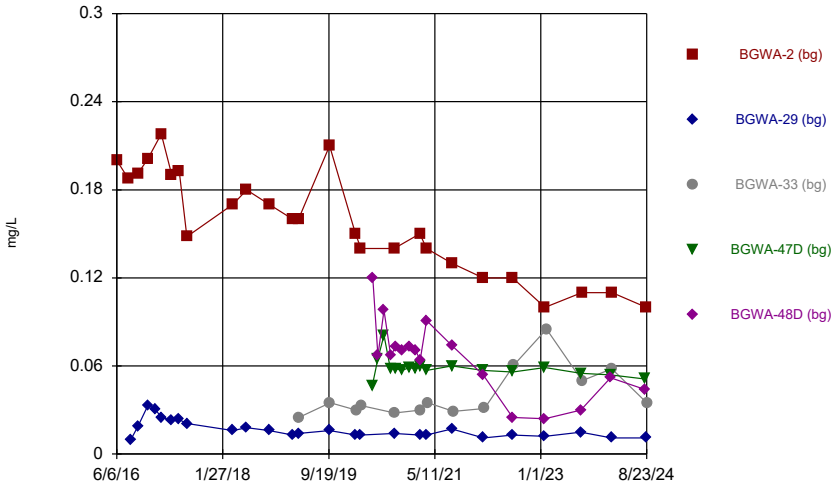

Constituent: Barium Analysis Run 10/11/2024 11:21 AM View: Appendix IV - UTLs
Plant Bowen Client: Southern Company Data: Bowen AP-1

Sanitas™ v.10.0.22 Software licensed to Groundwater Stats Consulting. UG
Hollow symbols indicate censored values.

Time Series

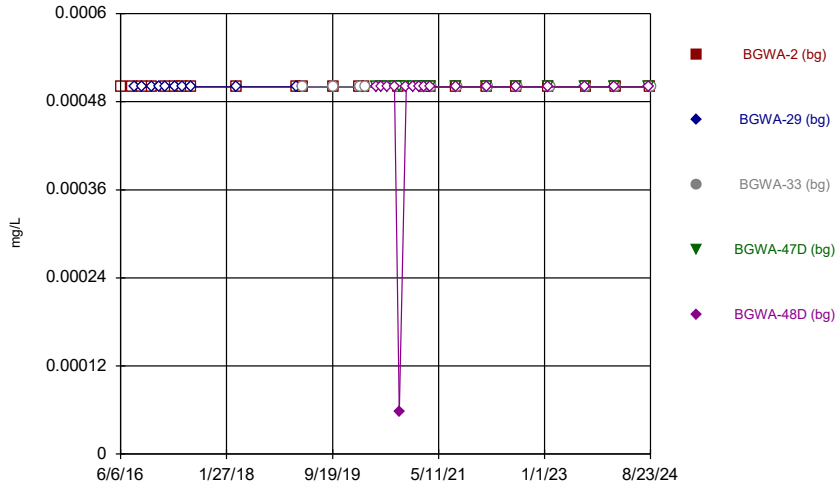

Constituent: Beryllium Analysis Run 10/11/2024 11:21 AM View: Appendix IV - UTLs
Plant Bowen Client: Southern Company Data: Bowen AP-1

Sanitas™ v.10.0.22 Software licensed to Groundwater Stats Consulting. UG
Hollow symbols indicate censored values.

Time Series

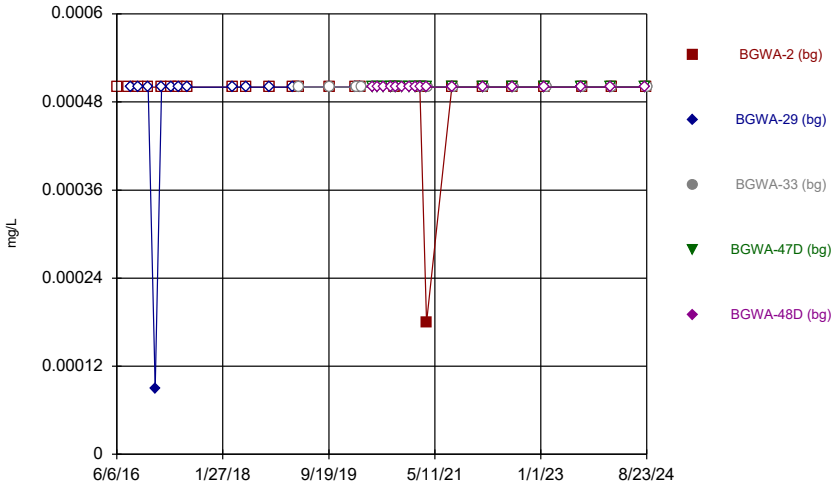

Constituent: Cadmium Analysis Run 10/11/2024 11:21 AM View: Appendix IV - UTLs
Plant Bowen Client: Southern Company Data: Bowen AP-1

Sanitas™ v.10.0.22 Software licensed to Groundwater Stats Consulting. UG
Hollow symbols indicate censored values.

Time Series

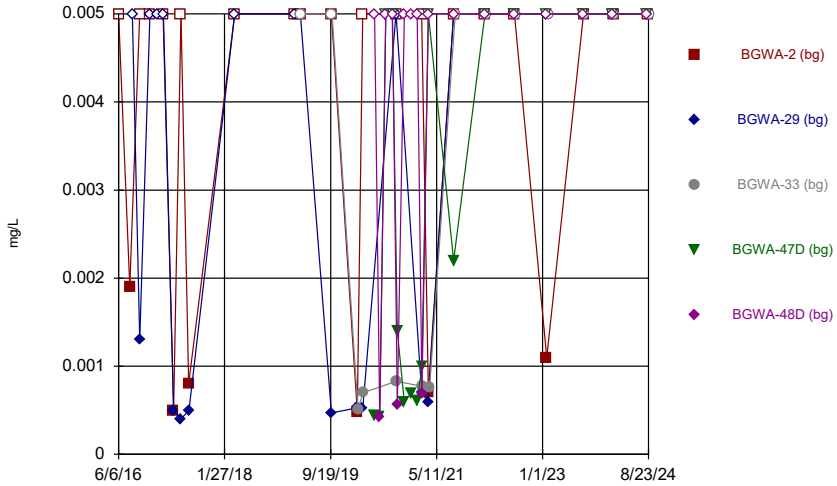

Constituent: Chromium Analysis Run 10/11/2024 11:21 AM View: Appendix IV - UTLs
Plant Bowen Client: Southern Company Data: Bowen AP-1

Sanitas™ v.10.0.22 Software licensed to Groundwater Stats Consulting. UG
Hollow symbols indicate censored values.

Time Series

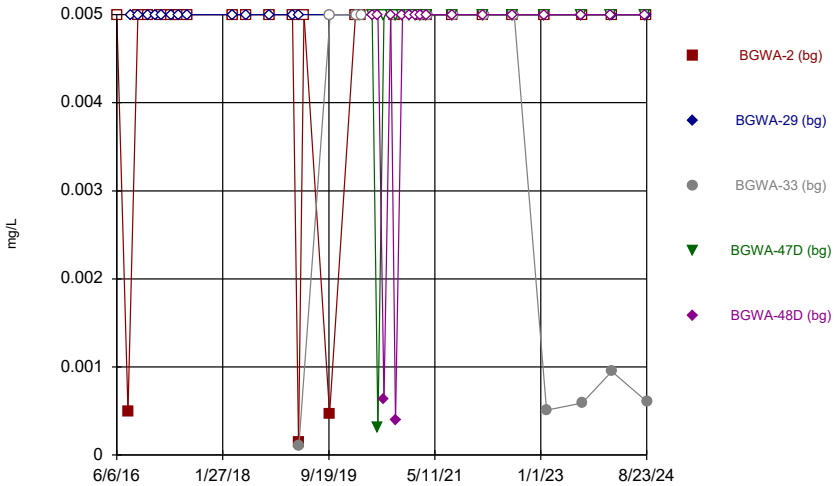

Constituent: Cobalt Analysis Run 10/11/2024 11:21 AM View: Appendix IV - UTLs
Plant Bowen Client: Southern Company Data: Bowen AP-1

Sanitas™ v.10.0.22 Software licensed to Groundwater Stats Consulting. UG

Time Series

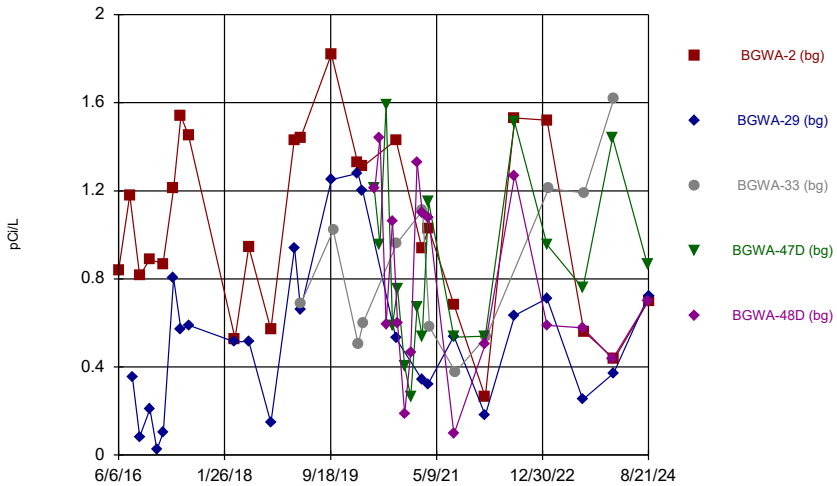

Constituent: Combined Radium 226 + 228 Analysis Run 10/11/2024 11:21 AM View: Appendix IV - UTLs
Plant Bowen Client: Southern Company Data: Bowen AP-1

Sanitas™ v.10.0.22 Software licensed to Groundwater Stats Consulting. UG
Hollow symbols indicate censored values.

Time Series

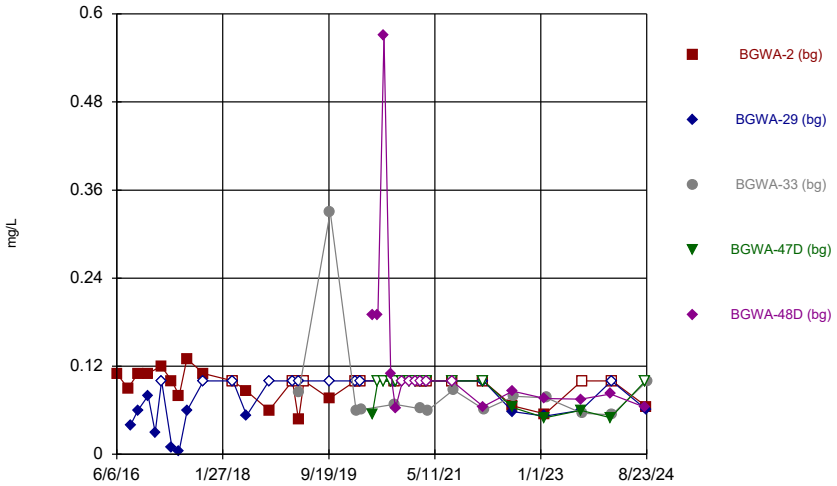

Constituent: Fluoride Analysis Run 10/11/2024 11:21 AM View: Appendix IV - UTLs
Plant Bowen Client: Southern Company Data: Bowen AP-1

Sanitas™ v.10.0.22 Software licensed to Groundwater Stats Consulting. UG
Hollow symbols indicate censored values.

Time Series

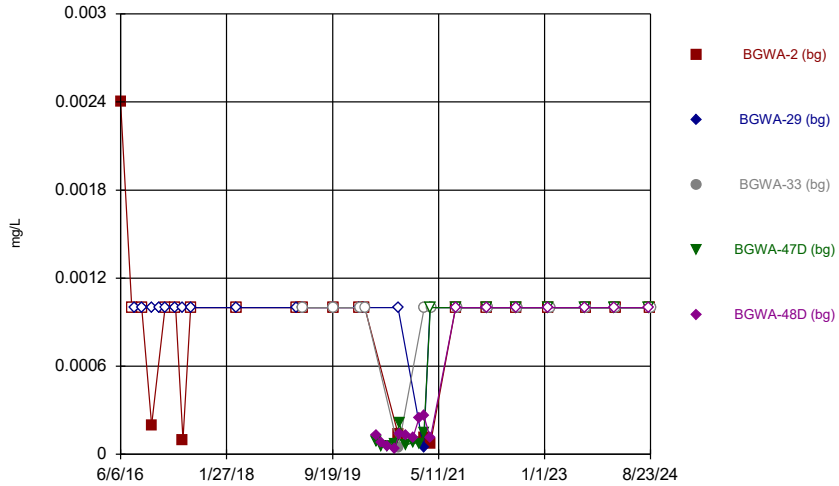

Constituent: Lead Analysis Run 10/11/2024 11:21 AM View: Appendix IV - UTLs
Plant Bowen Client: Southern Company Data: Bowen AP-1

Sanitas™ v.10.0.22 Software licensed to Groundwater Stats Consulting. UG
Hollow symbols indicate censored values.

Time Series

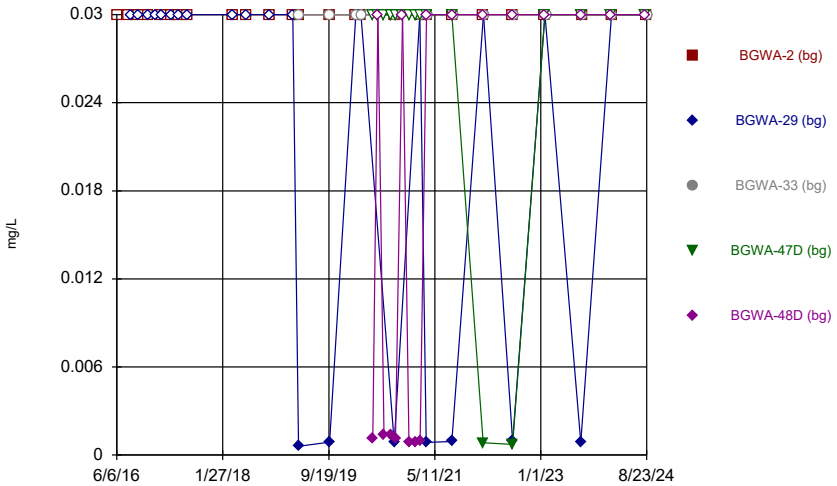

Constituent: Lithium Analysis Run 10/11/2024 11:21 AM View: Appendix IV - UTLs
Plant Bowen Client: Southern Company Data: Bowen AP-1

Sanitas™ v.10.0.22 Software licensed to Groundwater Stats Consulting. UG
Hollow symbols indicate censored values.

Time Series

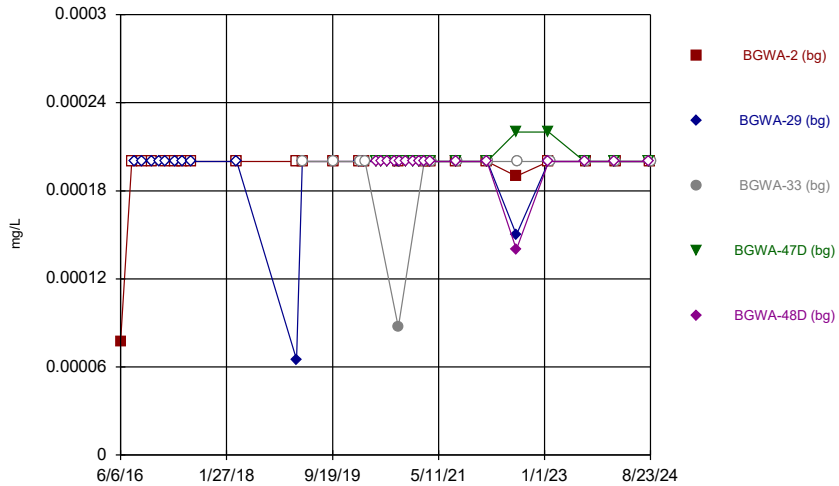

Constituent: Mercury Analysis Run 10/11/2024 11:21 AM View: Appendix IV - UTLs
Plant Bowen Client: Southern Company Data: Bowen AP-1

Sanitas™ v.10.0.22 Software licensed to Groundwater Stats Consulting. UG
Hollow symbols indicate censored values.

Time Series

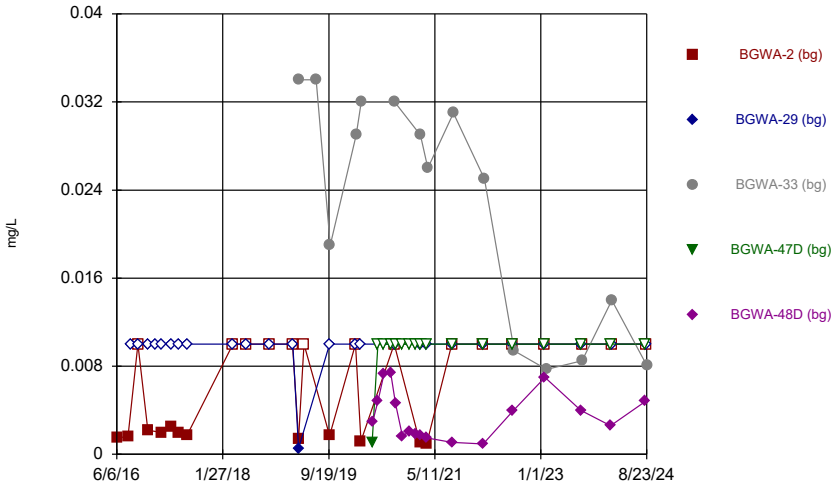

Constituent: Molybdenum Analysis Run 10/11/2024 11:21 AM View: Appendix IV - UTLs
Plant Bowen Client: Southern Company Data: Bowen AP-1

Sanitas™ v.10.0.22 Software licensed to Groundwater Stats Consulting. UG
Hollow symbols indicate censored values.

Time Series

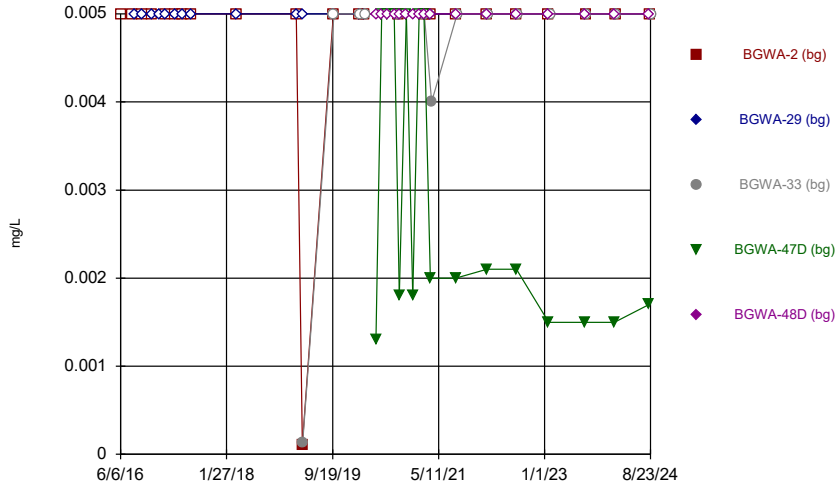

Constituent: Selenium Analysis Run 10/11/2024 11:21 AM View: Appendix IV - UTLs
Plant Bowen Client: Southern Company Data: Bowen AP-1

Sanitas™ v.10.0.22 Software licensed to Groundwater Stats Consulting. UG
Hollow symbols indicate censored values.

Time Series

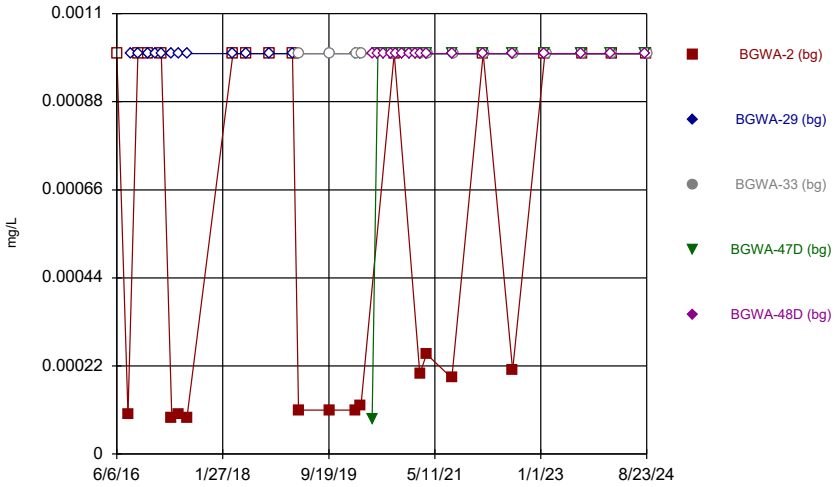

Constituent: Thallium Analysis Run 10/11/2024 11:21 AM View: Appendix IV - UTLs
Plant Bowen Client: Southern Company Data: Bowen AP-1

Sanitas™ v.10.0.22 Software licensed to Groundwater Stats Consulting. UG

Tolerance Limit

Interwell Non-parametric



Non-parametric test used in lieu of parametric tolerance limit because censored data exceeded 50%. Limit is highest of 90 background values. 62.22% NDs. 95.12% coverage at alpha=0.01; 96.68% coverage at alpha=0.05; 99.41% coverage at alpha=0.5. Report alpha = 0.009888.

Constituent: Antimony Analysis Run 10/11/2024 11:20 AM View: Appendix IV - UTLs

Plant Bowen Client: Southern Company Data: Bowen AP-1

Sanitas™ v.10.0.22 Software licensed to Groundwater Stats Consulting. UG

Tolerance Limit

Interwell Non-parametric



Non-parametric test used in lieu of parametric tolerance limit because censored data exceeded 50%. Limit is highest of 100 background values. 52% NDs. 95.51% coverage at alpha=0.01; 97.07% coverage at alpha=0.05; 99.41% coverage at alpha=0.5. Report alpha = 0.005921.

Constituent: Arsenic Analysis Run 10/11/2024 11:20 AM View: Appendix IV - UTLs

Plant Bowen Client: Southern Company Data: Bowen AP-1

Sanitas™ v.10.0.22 Software licensed to Groundwater Stats Consulting. UG

Tolerance Limit

Interwell Non-parametric



Non-parametric test used in lieu of parametric tolerance limit because the Chi Squared normality test showed the data to be non-normal at the 0.01 alpha level. Limit is highest of 100 background values. 95.51% coverage at alpha=0.01; 97.07% coverage at alpha=0.05; 99.41% coverage at alpha=0.5. Report alpha = 0.005921.

Constituent: Barium Analysis Run 10/11/2024 11:20 AM View: Appendix IV - UTLs

Plant Bowen Client: Southern Company Data: Bowen AP-1

Sanitas™ v.10.0.22 Software licensed to Groundwater Stats Consulting. UG

Tolerance Limit

Interwell Non-parametric



Non-parametric test used in lieu of parametric tolerance limit because censored data exceeded 50%. Limit is highest of 96 background values. 98.96% NDs. 95.51% coverage at alpha=0.01; 97.07% coverage at alpha=0.05; 99.41% coverage at alpha=0.5. Report alpha = 0.007269.

Constituent: Beryllium Analysis Run 10/11/2024 11:20 AM View: Appendix IV - UTLs

Plant Bowen Client: Southern Company Data: Bowen AP-1

Sanitas™ v.10.0.22 Software licensed to Groundwater Stats Consulting. UG

Tolerance Limit

Interwell Non-parametric



Non-parametric test used in lieu of parametric tolerance limit because censored data exceeded 50%. Limit is highest of 100 background values. 98% NDs. 95.51% coverage at alpha=0.01; 97.07% coverage at alpha=0.05; 99.41% coverage at alpha=0.5. Report alpha = 0.005921.

Constituent: Cadmium Analysis Run 10/11/2024 11:20 AM View: Appendix IV - UTLs
Plant Bowen Client: Southern Company Data: Bowen AP-1

Sanitas™ v.10.0.22 Software licensed to Groundwater Stats Consulting. UG

Tolerance Limit

Interwell Non-parametric



Non-parametric test used in lieu of parametric tolerance limit because censored data exceeded 50%. Limit is highest of 96 background values. 67.71% NDs. 95.51% coverage at alpha=0.01; 97.07% coverage at alpha=0.05; 99.41% coverage at alpha=0.5. Report alpha = 0.007269.

Constituent: Chromium Analysis Run 10/11/2024 11:20 AM View: Appendix IV - UTLs
Plant Bowen Client: Southern Company Data: Bowen AP-1

Sanitas™ v.10.0.22 Software licensed to Groundwater Stats Consulting. UG

Tolerance Limit

Interwell Non-parametric



Non-parametric test used in lieu of parametric tolerance limit because censored data exceeded 50%. Limit is highest of 101 background values. 89.11% NDs. 95.51% coverage at alpha=0.01; 97.07% coverage at alpha=0.05; 99.41% coverage at alpha=0.5. Report alpha = 0.005625.

Constituent: Cobalt Analysis Run 10/11/2024 11:20 AM View: Appendix IV - UTLs
Plant Bowen Client: Southern Company Data: Bowen AP-1

Sanitas™ v.10.0.22 Software licensed to Groundwater Stats Consulting. UG

Tolerance Limit

Interwell Parametric



95% coverage. Background Data Summary: Mean=0.8109, Std. Dev.=0.4272, n=98. Normality test: Shapiro Francia @alpha = 0.01, calculated = 0.9744, critical = 0.966. Report alpha = 0.05.

Constituent: Combined Radium 226 + 228 Analysis Run 10/11/2024 11:20 AM View: Appendix IV - UTLs
Plant Bowen Client: Southern Company Data: Bowen AP-1

Sanitas™ v.10.0.22 Software licensed to Groundwater Stats Consulting. UG

Tolerance Limit

Interwell Non-parametric



Non-parametric test used in lieu of parametric tolerance limit because the Chi Squared normality test showed the data to be non-normal at the 0.01 alpha level. Limit is highest of 103 background values. 43.69% NDs. 95.51% coverage at alpha=0.01; 97.07% coverage at alpha=0.05; 99.41% coverage at alpha=0.5. Report alpha = 0.005076.

Constituent: Fluoride Analysis Run 10/11/2024 11:20 AM View: Appendix IV - UTLs

Plant Bowen Client: Southern Company Data: Bowen AP-1

Sanitas™ v.10.0.22 Software licensed to Groundwater Stats Consulting. UG

Tolerance Limit

Interwell Non-parametric



Non-parametric test used in lieu of parametric tolerance limit because censored data exceeded 50%. Limit is highest of 96 background values. 71.88% NDs. 95.51% coverage at alpha=0.01; 97.07% coverage at alpha=0.05; 99.41% coverage at alpha=0.5. Report alpha = 0.007269.

Constituent: Lead Analysis Run 10/11/2024 11:20 AM View: Appendix IV - UTLs

Plant Bowen Client: Southern Company Data: Bowen AP-1

Sanitas™ v.10.0.22 Software licensed to Groundwater Stats Consulting. UG

Tolerance Limit

Interwell Non-parametric



Non-parametric test used in lieu of parametric tolerance limit because censored data exceeded 50%. Limit is highest of 100 background values. 84% NDs. 95.51% coverage at alpha=0.01; 97.07% coverage at alpha=0.05; 99.41% coverage at alpha=0.5. Report alpha = 0.005921.

Constituent: Lithium Analysis Run 10/11/2024 11:20 AM View: Appendix IV - UTLs

Plant Bowen Client: Southern Company Data: Bowen AP-1

Sanitas™ v.10.0.22 Software licensed to Groundwater Stats Consulting. UG

Tolerance Limit

Interwell Non-parametric



Non-parametric test used in lieu of parametric tolerance limit because censored data exceeded 50%. Limit is highest of 96 background values. 91.67% NDs. 95.51% coverage at alpha=0.01; 97.07% coverage at alpha=0.05; 99.41% coverage at alpha=0.5. Report alpha = 0.007269.

Constituent: Mercury Analysis Run 10/11/2024 11:20 AM View: Appendix IV - UTLs

Plant Bowen Client: Southern Company Data: Bowen AP-1

Sanitas™ v.10.0.22 Software licensed to Groundwater Stats Consulting. UG

Tolerance Limit

Interwell Non-parametric



Non-parametric test used in lieu of parametric tolerance limit because censored data exceeded 50%. Limit is highest of 102 background values. 54.9% NDs. 95.51% coverage at alpha=0.01; 97.07% coverage at alpha=0.05; 99.41% coverage at alpha=0.5. Report alpha = 0.005343.

Constituent: Molybdenum Analysis Run 10/11/2024 11:20 AM View: Appendix IV - UTLs

Plant Bowen Client: Southern Company Data: Bowen AP-1

Sanitas™ v.10.0.22 Software licensed to Groundwater Stats Consulting. UG

Tolerance Limit

Interwell Non-parametric



Non-parametric test used in lieu of parametric tolerance limit because censored data exceeded 50%. Limit is highest of 96 background values. 85.42% NDs. 95.51% coverage at alpha=0.01; 97.07% coverage at alpha=0.05; 99.41% coverage at alpha=0.5. Report alpha = 0.007269.

Constituent: Selenium Analysis Run 10/11/2024 11:20 AM View: Appendix IV - UTLs

Plant Bowen Client: Southern Company Data: Bowen AP-1

Sanitas™ v.10.0.22 Software licensed to Groundwater Stats Consulting. UG

Tolerance Limit

Interwell Non-parametric



Non-parametric test used in lieu of parametric tolerance limit because censored data exceeded 50%. Limit is highest of 100 background values. 87% NDs. 95.51% coverage at alpha=0.01; 97.07% coverage at alpha=0.05; 99.41% coverage at alpha=0.5. Report alpha = 0.005921.

Constituent: Thallium Analysis Run 10/11/2024 11:20 AM View: Appendix IV - UTLs

Plant Bowen Client: Southern Company Data: Bowen AP-1

Tolerance Limit

Constituent: Antimony (mg/L) Analysis Run 10/11/2024 11:21 AM View: Appendix IV - UTLs

Plant Bowen Client: Southern Company Data: Bowen AP-1

	BGWA-2 (bg)	BGWA-29 (bg)	BGWA-33 (bg)	BGWA-47D (bg)	BGWA-48D (bg)
6/6/2016	<0.003				
8/9/2016	<0.003				
8/22/2016		<0.003			
10/3/2016	<0.003				
10/4/2016		<0.003			
11/29/2016	<0.003				
12/1/2016		<0.003			
1/10/2017		<0.003			
2/13/2017	<0.003				
2/14/2017		<0.003			
4/13/2017	0.0004 (J)				
4/14/2017		<0.003			
5/25/2017	<0.003	<0.003			
7/7/2017	<0.003				
7/10/2017		<0.003			
3/26/2018	<0.003	<0.003			
2/25/2019	<0.003				
2/27/2019		<0.003			
2/18/2020	<0.003				
2/19/2020		<0.003			
2/21/2020			0.0016 (J)		
3/18/2020	<0.003	<0.003			
3/20/2020			0.0014 (J)		
5/22/2020				<0.003	
5/25/2020					0.0042
6/23/2020				<0.003	0.00074 (J)
7/28/2020				0.0013 (J)	0.0014 (J)
9/2/2020				0.00082 (J)	
9/3/2020					0.0023 (J)
9/23/2020	<0.003	<0.003			
9/25/2020			0.0015 (J)		
10/1/2020				0.00056 (J)	0.0026 (J)
11/10/2020				0.0019 (J)	0.0016 (J)
12/15/2020				0.0018 (J)	0.0018 (J)
1/20/2021				0.00068 (J)	0.0015 (J)
2/16/2021	<0.003	0.0015 (J)			
2/17/2021				0.0013 (J)	0.0013 (J)
2/19/2021			0.0011 (J)		
3/23/2021		<0.003			
3/25/2021				<0.003	0.0008 (J)
3/26/2021	<0.003				
4/1/2021			0.002 (J)		
8/16/2021	<0.003	<0.003		<0.003	0.0018 (J)
8/25/2021			0.0013 (J)		
2/9/2022	<0.003			<0.003	0.0018 (J)
2/10/2022		<0.003			
2/16/2022			0.00089 (J)		
7/26/2022	<0.003	0.00096 (J)		<0.003	0.0008 (J)
8/3/2022			<0.003		
1/24/2023	<0.003	<0.003		<0.003	<0.003
2/2/2023			<0.003		
8/15/2023				<0.003	

ND substitution: RL or RL/2 if <15% NDs.

Tolerance Limit

Constituent: Antimony (mg/L) Analysis Run 10/11/2024 11:21 AM View: Appendix IV - UTLs

Plant Bowen Client: Southern Company Data: Bowen AP-1

	BGWA-2 (bg)	BGWA-29 (bg)	BGWA-33 (bg)	BGWA-47D (bg)	BGWA-48D (bg)
8/16/2023		<0.003			<0.003
8/21/2023	<0.003				
8/23/2023			<0.003		
1/31/2024				<0.003	0.001 (J)
2/5/2024		<0.003			
2/7/2024			<0.003		
2/8/2024	0.0012 (J)				
8/15/2024				<0.003	0.00081 (J)
8/21/2024	<0.003	<0.003			
8/23/2024			0.00057 (J)		

ND substitution: RL or RL/2 if <15% NDs.

Tolerance Limit

Constituent: Arsenic (mg/L) Analysis Run 10/11/2024 11:21 AM View: Appendix IV - UTLs

Plant Bowen Client: Southern Company Data: Bowen AP-1

	BGWA-2 (bg)	BGWA-29 (bg)	BGWA-33 (bg)	BGWA-47D (bg)	BGWA-48D (bg)
6/6/2016	0.0012 (J)				
8/9/2016	<0.005				
8/22/2016		<0.005			
10/3/2016	<0.005				
10/4/2016		<0.005			
11/29/2016	0.0023 (J)				
12/1/2016		<0.005			
1/10/2017		<0.005			
2/13/2017	<0.005				
2/14/2017		<0.005			
4/13/2017	0.0017 (J)				
4/14/2017		0.0006 (J)			
5/25/2017	0.0015 (J)	0.0008 (J)			
7/7/2017	0.001 (J)				
7/10/2017		0.0008 (J)			
3/26/2018	0.0019 (J)	0.00066 (J)			
6/12/2018	0.0013 (J)	0.00059 (J)			
10/16/2018	0.00075 (J)	<0.005			
2/25/2019	<0.005				
2/27/2019		0.0011 (J)			
4/1/2019	0.00049 (J)	0.00019 (J)			
4/3/2019			0.002 (J)		
9/23/2019	0.00095 (J)	0.00053 (J)			
9/27/2019			0.0023 (J)		
2/18/2020	0.002 (J)				
2/19/2020		0.0012 (J)			
2/21/2020			0.0015 (J)		
3/18/2020	<0.005	<0.005			
3/20/2020			0.0024 (J)		
5/22/2020				0.00059 (J)	
5/25/2020					0.0025 (J)
6/23/2020				<0.005	0.01
7/28/2020				0.00081 (J)	0.0039 (J)
9/2/2020				<0.005	
9/3/2020					0.0018 (J)
9/23/2020	<0.005	<0.005			
9/25/2020			0.0017 (J)		
10/1/2020				<0.005	0.0014 (J)
11/10/2020				<0.005	<0.005
12/15/2020				<0.005	<0.005
1/20/2021				<0.005	<0.005
2/16/2021	<0.005	<0.005			
2/17/2021				<0.005	<0.005
2/19/2021			<0.005		
3/23/2021		<0.005			
3/25/2021				0.0014 (J)	0.0042 (J)
3/26/2021	<0.005				
4/1/2021			0.0013 (J)		
8/16/2021	<0.005	<0.005		0.0012 (J)	0.0079
8/25/2021			0.0018 (J)		
2/9/2022	<0.005			<0.005	0.0057
2/10/2022		<0.005			

ND substitution: RL or RL/2 if <15% NDs.

Tolerance Limit

Constituent: Arsenic (mg/L) Analysis Run 10/11/2024 11:21 AM View: Appendix IV - UTLs

Plant Bowen Client: Southern Company Data: Bowen AP-1

	BGWA-2 (bg)	BGWA-29 (bg)	BGWA-33 (bg)	BGWA-47D (bg)	BGWA-48D (bg)
2/16/2022			<0.005		
7/26/2022	<0.005	<0.005		<0.005	<0.005
8/3/2022			0.0043 (J)		
1/24/2023	<0.005	<0.005		<0.005	<0.005
2/2/2023			0.01		
8/15/2023				<0.005	
8/16/2023		<0.005			<0.005
8/21/2023	<0.005				
8/23/2023			0.0048 (J)		
1/31/2024				<0.005	0.0038 (J)
2/5/2024		<0.005			
2/7/2024			0.0069		
2/8/2024	<0.005				
8/15/2024				<0.005	0.004 (J)
8/21/2024	0.0019 (J)	0.0011 (J)			
8/23/2024			0.0045 (J)		

ND substitution: RL or RL/2 if <15% NDs.

Tolerance Limit

Constituent: Barium (mg/L) Analysis Run 10/11/2024 11:21 AM View: Appendix IV - UTLs

Plant Bowen Client: Southern Company Data: Bowen AP-1

	BGWA-2 (bg)	BGWA-29 (bg)	BGWA-33 (bg)	BGWA-47D (bg)	BGWA-48D (bg)
6/6/2016	0.2				
8/9/2016	0.188				
8/22/2016		0.0094 (J)			
10/3/2016	0.191				
10/4/2016		0.0188			
11/29/2016	0.201				
12/1/2016		0.0334			
1/10/2017		0.0306			
2/13/2017	0.218				
2/14/2017		0.0247			
4/13/2017	0.19				
4/14/2017		0.0231			
5/25/2017	0.193	0.0235			
7/7/2017	0.148				
7/10/2017		0.0207			
3/26/2018	0.17	0.016			
6/12/2018	0.18	0.018			
10/16/2018	0.17	0.016			
2/25/2019	0.16				
2/27/2019		0.013			
4/1/2019	0.16	0.014			
4/3/2019			0.025		
9/23/2019	0.21	0.016			
9/27/2019			0.035		
2/18/2020	0.15				
2/19/2020		0.013			
2/21/2020			0.03		
3/18/2020	0.14	0.013			
3/20/2020			0.033		
5/22/2020				0.046	
5/25/2020					0.12
6/23/2020				0.065	0.067
7/28/2020				0.081	0.098
9/2/2020				0.058	
9/3/2020					0.067
9/23/2020	0.14	0.014			
9/25/2020			0.028		
10/1/2020				0.058	0.073
11/10/2020				0.057	0.071
12/15/2020				0.059	0.073
1/20/2021				0.058	0.071
2/16/2021	0.15	0.013			
2/17/2021				0.06	0.064
2/19/2021			0.03		
3/23/2021		0.013			
3/25/2021				0.057	0.091
3/26/2021	0.14				
4/1/2021			0.035		
8/16/2021	0.13	0.017		0.06	0.074
8/25/2021			0.029		
2/9/2022	0.12			0.057	0.054
2/10/2022		0.011			

Tolerance Limit

Constituent: Barium (mg/L) Analysis Run 10/11/2024 11:21 AM View: Appendix IV - UTLs

Plant Bowen Client: Southern Company Data: Bowen AP-1

	BGWA-2 (bg)	BGWA-29 (bg)	BGWA-33 (bg)	BGWA-47D (bg)	BGWA-48D (bg)
2/16/2022			0.031		
7/26/2022	0.12	0.013		0.056	0.025
8/3/2022			0.061		
1/24/2023	0.1	0.012		0.059	0.024
2/2/2023			0.085		
8/15/2023				0.055	
8/16/2023		0.015			0.03
8/21/2023	0.11				
8/23/2023			0.05		
1/31/2024				0.054	0.052
2/5/2024		0.011			
2/7/2024			0.058		
2/8/2024	0.11				
8/15/2024				0.051	0.044
8/21/2024	0.1	0.011			
8/23/2024			0.035		

Tolerance Limit

Constituent: Beryllium (mg/L) Analysis Run 10/11/2024 11:21 AM View: Appendix IV - UTLs

Plant Bowen Client: Southern Company Data: Bowen AP-1

	BGWA-2 (bg)	BGWA-29 (bg)	BGWA-33 (bg)	BGWA-47D (bg)	BGWA-48D (bg)
6/6/2016	<0.0005				
8/9/2016	<0.0005				
8/22/2016		<0.0005			
10/3/2016	<0.0005				
10/4/2016		<0.0005			
11/29/2016	<0.0005				
12/1/2016		<0.0005			
1/10/2017		<0.0005			
2/13/2017	<0.0005				
2/14/2017		<0.0005			
4/13/2017	<0.0005				
4/14/2017		<0.0005			
5/25/2017	<0.0005	<0.0005			
7/7/2017	<0.0005				
7/10/2017		<0.0005			
3/26/2018	<0.0005	<0.0005			
2/25/2019	<0.0005				
2/27/2019		<0.0005			
4/1/2019	<0.0005	<0.0005			
4/3/2019			<0.0005		
9/23/2019	<0.0005	<0.0005			
9/27/2019			<0.0005		
2/18/2020	<0.0005				
2/19/2020		<0.0005			
2/21/2020			<0.0005		
3/18/2020	<0.0005	<0.0005			
3/20/2020			<0.0005		
5/22/2020				<0.0005	
5/25/2020					<0.0005
6/23/2020				<0.0005	<0.0005
7/28/2020				<0.0005	<0.0005
9/2/2020				<0.0005	
9/3/2020					<0.0005
9/23/2020	<0.0005	<0.0005			
9/25/2020			<0.0005		
10/1/2020				<0.0005	5.7E-05 (J)
11/10/2020				<0.0005	<0.0005
12/15/2020				<0.0005	<0.0005
1/20/2021				<0.0005	<0.0005
2/16/2021	<0.0005	<0.0005			
2/17/2021				<0.0005	<0.0005
2/19/2021			<0.0005		
3/23/2021		<0.0005			
3/25/2021				<0.0005	<0.0005
3/26/2021	<0.0005				
4/1/2021			<0.0005		
8/16/2021	<0.0005	<0.0005		<0.0005	<0.0005
8/25/2021			<0.0005		
2/9/2022	<0.0005			<0.0005	<0.0005
2/10/2022		<0.0005			
2/16/2022			<0.0005		
7/26/2022	<0.0005	<0.0005		<0.0005	<0.0005

ND substitution: RL or RL/2 if <15% NDs.

Tolerance Limit

Constituent: Beryllium (mg/L) Analysis Run 10/11/2024 11:21 AM View: Appendix IV - UTLs

Plant Bowen Client: Southern Company Data: Bowen AP-1

	BGWA-2 (bg)	BGWA-29 (bg)	BGWA-33 (bg)	BGWA-47D (bg)	BGWA-48D (bg)
8/3/2022			<0.0005		
1/24/2023	<0.0005	<0.0005		<0.0005	<0.0005
2/2/2023			<0.0005		
8/15/2023				<0.0005	
8/16/2023		<0.0005			<0.0005
8/21/2023	<0.0005				
8/23/2023			<0.0005		
1/31/2024				<0.0005	<0.0005
2/5/2024		<0.0005			
2/7/2024			<0.0005		
2/8/2024	<0.0005				
8/15/2024				<0.0005	<0.0005
8/21/2024	<0.0005	<0.0005			
8/23/2024			<0.0005		

ND substitution: RL or RL/2 if <15% NDs.

Tolerance Limit

Constituent: Cadmium (mg/L) Analysis Run 10/11/2024 11:21 AM View: Appendix IV - UTLs

Plant Bowen Client: Southern Company Data: Bowen AP-1

	BGWA-2 (bg)	BGWA-29 (bg)	BGWA-33 (bg)	BGWA-47D (bg)	BGWA-48D (bg)
6/6/2016	<0.0005				
8/9/2016	<0.0005				
8/22/2016		<0.0005			
10/3/2016	<0.0005				
10/4/2016		<0.0005			
11/29/2016	<0.0005				
12/1/2016		<0.0005			
1/10/2017		9E-05 (J)			
2/13/2017	<0.0005				
2/14/2017		<0.0005			
4/13/2017	<0.0005				
4/14/2017		<0.0005			
5/25/2017	<0.0005	<0.0005			
7/7/2017	<0.0005				
7/10/2017		<0.0005			
3/26/2018	<0.0005	<0.0005			
6/12/2018	<0.0005	<0.0005			
10/16/2018	<0.0005	<0.0005			
2/25/2019	<0.0005				
2/27/2019		<0.0005			
4/1/2019	<0.0005	<0.0005			
4/3/2019			<0.0005		
9/23/2019	<0.0005	<0.0005			
9/27/2019			<0.0005		
2/18/2020	<0.0005				
2/19/2020		<0.0005			
2/21/2020			<0.0005		
3/18/2020	<0.0005	<0.0005			
3/20/2020			<0.0005		
5/22/2020				<0.0005	
5/25/2020					<0.0005
6/23/2020				<0.0005	<0.0005
7/28/2020				<0.0005	<0.0005
9/2/2020				<0.0005	
9/3/2020					<0.0005
9/23/2020	<0.0005	<0.0005			
9/25/2020			<0.0005		
10/1/2020				<0.0005	<0.0005
11/10/2020				<0.0005	<0.0005
12/15/2020				<0.0005	<0.0005
1/20/2021				<0.0005	<0.0005
2/16/2021	<0.0005	<0.0005			
2/17/2021				<0.0005	<0.0005
2/19/2021			<0.0005		
3/23/2021		<0.0005			
3/25/2021				<0.0005	<0.0005
3/26/2021	0.00018 (J)				
4/1/2021			<0.0005		
8/16/2021	<0.0005	<0.0005		<0.0005	<0.0005
8/25/2021			<0.0005		
2/9/2022	<0.0005			<0.0005	<0.0005
2/10/2022		<0.0005			

ND substitution: RL or RL/2 if <15% NDs.

Tolerance Limit

Constituent: Cadmium (mg/L) Analysis Run 10/11/2024 11:21 AM View: Appendix IV - UTLs

Plant Bowen Client: Southern Company Data: Bowen AP-1

	BGWA-2 (bg)	BGWA-29 (bg)	BGWA-33 (bg)	BGWA-47D (bg)	BGWA-48D (bg)
2/16/2022			<0.0005		
7/26/2022	<0.0005	<0.0005		<0.0005	<0.0005
8/3/2022			<0.0005		
1/24/2023	<0.0005	<0.0005		<0.0005	<0.0005
2/2/2023			<0.0005		
8/15/2023				<0.0005	
8/16/2023		<0.0005			<0.0005
8/21/2023	<0.0005				
8/23/2023			<0.0005		
1/31/2024				<0.0005	<0.0005
2/5/2024		<0.0005			
2/7/2024			<0.0005		
2/8/2024	<0.0005				
8/15/2024				<0.0005	<0.0005
8/21/2024	<0.0005	<0.0005			
8/23/2024			<0.0005		

ND substitution: RL or RL/2 if <15% NDs.

Tolerance Limit

Constituent: Chromium (mg/L) Analysis Run 10/11/2024 11:21 AM View: Appendix IV - UTLs

Plant Bowen Client: Southern Company Data: Bowen AP-1

	BGWA-2 (bg)	BGWA-29 (bg)	BGWA-33 (bg)	BGWA-47D (bg)	BGWA-48D (bg)
6/6/2016	<0.005				
8/9/2016	0.0019 (J)				
8/22/2016		<0.005			
10/3/2016	<0.005				
10/4/2016		0.0013 (J)			
11/29/2016	<0.005				
12/1/2016		<0.005			
1/10/2017		<0.005			
2/13/2017	<0.005				
2/14/2017		<0.005			
4/13/2017	0.0005 (J)				
4/14/2017		0.0005 (J)			
5/25/2017	<0.005	0.0004 (J)			
7/7/2017	0.0008 (J)				
7/10/2017		0.0005 (J)			
3/26/2018	<0.005	<0.005			
2/25/2019	<0.005				
2/27/2019		<0.005			
4/1/2019	<0.005	<0.005			
4/3/2019			<0.005		
9/23/2019	<0.005	0.00047 (J)			
9/27/2019			<0.005		
2/18/2020	0.00048 (J)				
2/19/2020		0.00053 (J)			
2/21/2020			0.00051 (J)		
3/18/2020	<0.005	0.00052 (J)			
3/20/2020			0.0007 (J)		
5/22/2020				0.00044 (J)	
5/25/2020					<0.005
6/23/2020				0.00043 (J)	0.00042 (J)
7/28/2020				<0.005	<0.005
9/2/2020				<0.005	
9/3/2020					<0.005
9/23/2020	<0.005	<0.005			
9/25/2020			0.00083 (J)		
10/1/2020				0.0014 (J)	0.00056 (J)
11/10/2020				0.00059 (J)	<0.005
12/15/2020				0.00069	<0.005
1/20/2021				0.00061 (J)	<0.005
2/16/2021	<0.005	0.00071 (J)			
2/17/2021				0.00099 (J)	0.00069 (J)
2/19/2021			0.00077 (J)		
3/23/2021		0.00059 (J)			
3/25/2021				<0.005	<0.005
3/26/2021	0.00071 (J)				
4/1/2021			0.00076 (J)		
8/16/2021	<0.005	<0.005		0.0022 (J)	<0.005
8/25/2021			<0.005		
2/9/2022	<0.005			<0.005	<0.005
2/10/2022		<0.005			
2/16/2022			<0.005		
7/26/2022	<0.005	<0.005		<0.005	<0.005

ND substitution: RL or RL/2 if <15% NDs.

Tolerance Limit

Constituent: Chromium (mg/L) Analysis Run 10/11/2024 11:21 AM View: Appendix IV - UTLs

Plant Bowen Client: Southern Company Data: Bowen AP-1

	BGWA-2 (bg)	BGWA-29 (bg)	BGWA-33 (bg)	BGWA-47D (bg)	BGWA-48D (bg)
8/3/2022			<0.005		
1/24/2023	0.0011 (J)	<0.005		<0.005	<0.005
2/2/2023			<0.005		
8/15/2023				<0.005	
8/16/2023		<0.005			<0.005
8/21/2023	<0.005				
8/23/2023			<0.005		
1/31/2024				<0.005	<0.005
2/5/2024		<0.005			
2/7/2024			<0.005		
2/8/2024	<0.005				
8/15/2024				<0.005	<0.005
8/21/2024	<0.005	<0.005			
8/23/2024			<0.005		

ND substitution: RL or RL/2 if <15% NDs.

Tolerance Limit

Constituent: Cobalt (mg/L) Analysis Run 10/11/2024 11:21 AM View: Appendix IV - UTLs

Plant Bowen Client: Southern Company Data: Bowen AP-1

	BGWA-2 (bg)	BGWA-29 (bg)	BGWA-33 (bg)	BGWA-47D (bg)	BGWA-48D (bg)
6/6/2016	<0.005				
8/9/2016	0.0005 (J)				
8/22/2016		<0.005			
10/3/2016	<0.005				
10/4/2016		<0.005			
11/29/2016	<0.005				
12/1/2016		<0.005			
1/10/2017		<0.005			
2/13/2017	<0.005				
2/14/2017		<0.005			
4/13/2017	<0.005				
4/14/2017		<0.005			
5/25/2017	<0.005	<0.005			
7/7/2017	<0.005				
7/10/2017		<0.005			
3/26/2018	<0.005	<0.005			
6/12/2018	<0.005	<0.005			
10/16/2018	<0.005	<0.005			
2/25/2019	<0.005				
2/27/2019		<0.005			
4/1/2019	0.00014 (J)	<0.005			
4/3/2019			0.00011 (J)		
5/2/2019	<0.005				
9/23/2019	0.00047 (J)	<0.005			
9/27/2019			<0.005		
2/18/2020	<0.005				
2/19/2020		<0.005			
2/21/2020			<0.005		
3/18/2020	<0.005	<0.005			
3/20/2020			<0.005		
5/22/2020				<0.005	
5/25/2020					<0.005
6/23/2020				0.00031 (J)	<0.005
7/28/2020				<0.005	0.00064 (J)
9/2/2020				<0.005	
9/3/2020					<0.005
9/23/2020	<0.005	<0.005			
9/25/2020			<0.005		
10/1/2020				<0.005	0.00039 (J)
11/10/2020				<0.005	<0.005
12/15/2020				<0.005	<0.005
1/20/2021				<0.005	<0.005
2/16/2021	<0.005	<0.005			
2/17/2021				<0.005	<0.005
2/19/2021			<0.005		
3/23/2021		<0.005			
3/25/2021				<0.005	<0.005
3/26/2021	<0.005				
4/1/2021			<0.005		
8/16/2021	<0.005	<0.005		<0.005	<0.005
8/25/2021			<0.005		
2/9/2022	<0.005			<0.005	<0.005

ND substitution: RL or RL/2 if <15% NDs.

Tolerance Limit

Constituent: Cobalt (mg/L) Analysis Run 10/11/2024 11:21 AM View: Appendix IV - UTLs

Plant Bowen Client: Southern Company Data: Bowen AP-1

	BGWA-2 (bg)	BGWA-29 (bg)	BGWA-33 (bg)	BGWA-47D (bg)	BGWA-48D (bg)
2/10/2022		<0.005			
2/16/2022			<0.005		
7/26/2022	<0.005	<0.005		<0.005	<0.005
8/3/2022			<0.005		
1/24/2023	<0.005	<0.005		<0.005	<0.005
2/2/2023			0.00051 (J)		
8/15/2023				<0.005	
8/16/2023		<0.005			<0.005
8/21/2023	<0.005				
8/23/2023			0.00059 (J)		
1/31/2024				<0.005	<0.005
2/5/2024		<0.005			
2/7/2024			0.00095 (J)		
2/8/2024	<0.005				
8/15/2024				<0.005	<0.005
8/21/2024	<0.005	<0.005			
8/23/2024			0.00061 (J)		

ND substitution: RL or RL/2 if <15% NDs.

Tolerance Limit

Constituent: Combined Radium 226 + 228 (pCi/L) Analysis Run 10/11/2024 11:21 AM View: Appendix IV - UTLs

Plant Bowen Client: Southern Company Data: Bowen AP-1

	BGWA-2 (bg)	BGWA-29 (bg)	BGWA-33 (bg)	BGWA-47D (bg)	BGWA-48D (bg)
6/6/2016	0.838				
8/9/2016	1.18				
8/22/2016		0.356 (U)			
10/3/2016	0.815 (U)				
10/4/2016		0.0834 (U)			
11/29/2016	0.887 (U)				
12/1/2016		0.208 (U)			
1/10/2017		0.024 (U)			
2/13/2017	0.869 (U)				
2/14/2017		0.105 (U)			
4/13/2017	1.21 (U)				
4/14/2017		0.803 (U)			
5/25/2017	1.54	0.569 (U)			
7/7/2017	1.45				
7/10/2017		0.589 (U)			
3/26/2018	0.529 (U)	0.513 (U)			
6/12/2018	0.945 (U)	0.516 (U)			
10/16/2018	0.57 (U)	0.146 (U)			
2/25/2019	1.43				
2/27/2019		0.941 (U)			
4/1/2019	1.44 (U)	0.66 (U)			
4/3/2019			0.69 (U)		
9/23/2019	1.82	1.25			
10/4/2019			1.02 (U)		
2/18/2020	1.33				
2/19/2020		1.28			
2/21/2020			0.504 (U)		
3/18/2020	1.31 (U)	1.2 (U)			
3/20/2020			0.6 (U)		
5/22/2020				1.21 (U)	
5/25/2020					1.21 (U)
6/23/2020				0.955 (U)	1.44
7/28/2020				1.59	0.592 (U)
9/2/2020				0.59 (U)	
9/3/2020					1.06 (U)
9/23/2020	1.43	0.53 (U)			
9/28/2020			0.963 (U)		
10/1/2020				0.754 (U)	0.597 (U)
11/10/2020				0.403 (U)	0.188 (U)
12/15/2020				0.263 (U)	0.464 (U)
1/20/2021				0.669 (U)	1.33 (U)
2/16/2021	0.938 (U)	0.344 (U)			
2/17/2021				0.537 (U)	1.1 (U)
2/19/2021			1.11		
3/23/2021		0.322 (U)			
3/25/2021				1.15 (U)	1.08 (U)
3/26/2021	1.03 (U)				
4/1/2021			0.58 (U)		
8/16/2021	0.684 (U)	0.539 (U)		0.536 (U)	0.0949 (U)
8/25/2021			0.377 (U)		
2/9/2022	0.264 (U)			0.539 (U)	0.504 (U)
2/10/2022		0.181 (U)			

Tolerance Limit

Constituent: Combined Radium 226 + 228 (pCi/L) Analysis Run 10/11/2024 11:21 AM View: Appendix IV - UTLs

Plant Bowen Client: Southern Company Data: Bowen AP-1

	BGWA-2 (bg)	BGWA-29 (bg)	BGWA-33 (bg)	BGWA-47D (bg)	BGWA-48D (bg)
2/16/2022			0.54 (U)		
7/26/2022	1.53	0.634 (U)		1.51	1.27 (U)
1/24/2023	1.52	0.711 (U)		0.955 (U)	0.589 (U)
2/2/2023			1.21		
8/15/2023				0.758 (U)	
8/16/2023		0.252 (U)			0.578 (U)
8/21/2023	0.561 (U)				
8/23/2023			1.19		
1/31/2024				1.44	0.437 (U)
2/5/2024		0.371 (U)			
2/7/2024			1.62		
2/8/2024	0.437 (U)				
8/15/2024				0.864 (U)	0.697 (U)
8/21/2024	0.699 (U)	0.723 (U)			

Tolerance Limit

Constituent: Fluoride (mg/L) Analysis Run 10/11/2024 11:21 AM View: Appendix IV - UTLs

Plant Bowen Client: Southern Company Data: Bowen AP-1

	BGWA-2 (bg)	BGWA-29 (bg)	BGWA-33 (bg)	BGWA-47D (bg)	BGWA-48D (bg)
6/6/2016	0.11 (J)				
8/9/2016	0.09 (J)				
8/22/2016		0.04 (J)			
10/3/2016	0.11 (J)				
10/4/2016		0.06 (J)			
11/29/2016	0.11 (J)				
12/1/2016		0.08 (J)			
1/10/2017		0.03 (J)			
2/13/2017	0.12 (J)				
2/14/2017		<0.1			
4/13/2017	0.1 (J)				
4/14/2017		0.01 (J)			
5/25/2017	0.08 (J)	0.005 (J)			
7/7/2017	0.13 (J)				
7/10/2017		0.06 (J)			
10/9/2017	0.11 (J)				
10/10/2017		<0.1			
3/26/2018	<0.1	<0.1			
6/12/2018	0.086 (J)	0.053 (J)			
10/16/2018	0.06 (J)	<0.1			
2/25/2019	<0.1				
2/27/2019		<0.1			
4/1/2019	0.047 (J)	<0.1			
4/3/2019			0.085 (J)		
5/2/2019	<0.1				
9/23/2019	0.076 (J)	<0.1			
9/27/2019			0.33		
2/18/2020	<0.1				
2/19/2020		<0.1			
2/21/2020			0.059 (J)		
3/18/2020	<0.1	<0.1			
3/20/2020			0.061 (J)		
5/22/2020				0.054 (J)	
5/25/2020					0.19 (J)
6/23/2020				<0.1	0.19
7/28/2020				<0.1	0.57
9/2/2020				<0.1	
9/3/2020					0.11
9/23/2020	<0.1	<0.1			
9/25/2020			0.068 (J)		
10/1/2020				<0.1	0.063 (J)
11/10/2020				<0.1	<0.1
12/15/2020				<0.1	<0.1
1/20/2021				<0.1	<0.1
2/16/2021	<0.1	<0.1			
2/17/2021				<0.1	<0.1
2/19/2021			0.062 (J)		
3/23/2021		<0.1			
3/25/2021				<0.1	<0.1
3/26/2021	<0.1				
4/1/2021			0.06 (J)		
8/16/2021	<0.1	<0.1		<0.1	<0.1

ND substitution: RL or RL/2 if <15% NDs.

Tolerance Limit

Constituent: Fluoride (mg/L) Analysis Run 10/11/2024 11:21 AM View: Appendix IV - UTLs

Plant Bowen Client: Southern Company Data: Bowen AP-1

	BGWA-2 (bg)	BGWA-29 (bg)	BGWA-33 (bg)	BGWA-47D (bg)	BGWA-48D (bg)
8/25/2021			0.088 (J)		
2/9/2022	<0.1			<0.1	0.065 (J)
2/10/2022		<0.1			
2/16/2022			0.061 (J)		
7/26/2022	0.066 (J)	0.058 (J)		0.064 (J)	0.086 (J)
8/3/2022			0.079 (J)		
1/24/2023	0.055 (J)	0.052 (J)		0.05 (J)	0.076 (J)
2/2/2023			0.077 (J)		
8/15/2023				0.06 (J)	
8/16/2023		0.06 (J)			0.075 (J)
8/21/2023	<0.1				
8/23/2023			0.056 (J)		
1/31/2024				0.05 (J)	0.082 (J)
2/5/2024		<0.1			
2/7/2024			0.054 (J)		
2/8/2024	<0.1				
8/15/2024				<0.1	0.064 (J)
8/21/2024	0.065 (J)	0.061 (J)			
8/23/2024			0.099 (J)		

ND substitution: RL or RL/2 if <15% NDs.

Tolerance Limit

Constituent: Lead (mg/L) Analysis Run 10/11/2024 11:21 AM View: Appendix IV - UTLs

Plant Bowen Client: Southern Company Data: Bowen AP-1

	BGWA-2 (bg)	BGWA-29 (bg)	BGWA-33 (bg)	BGWA-47D (bg)	BGWA-48D (bg)
6/6/2016	0.0024				
8/9/2016	<0.001				
8/22/2016		<0.001			
10/3/2016	<0.001				
10/4/2016		<0.001			
11/29/2016	0.0002 (J)				
12/1/2016		<0.001			
1/10/2017		<0.001			
2/13/2017	<0.001				
2/14/2017		<0.001			
4/13/2017	<0.001				
4/14/2017		<0.001			
5/25/2017	0.0001 (J)	<0.001			
7/7/2017	<0.001				
7/10/2017		<0.001			
3/26/2018	<0.001	<0.001			
2/25/2019	<0.001				
2/27/2019		<0.001			
4/1/2019	<0.001	<0.001			
4/3/2019			<0.001		
9/23/2019	<0.001	<0.001			
9/27/2019			<0.001		
2/18/2020	<0.001				
2/19/2020		<0.001			
2/21/2020			<0.001		
3/18/2020	<0.001	<0.001			
3/20/2020			<0.001		
5/22/2020				8.9E-05 (J)	
5/25/2020					0.00013 (J)
6/23/2020				5.8E-05 (J)	8.1E-05 (J)
7/28/2020				5.7E-05 (J)	5.2E-05 (J)
9/2/2020				7.4E-05 (J)	
9/3/2020					3.8E-05 (J)
9/23/2020	0.00014 (J)	<0.001			
9/25/2020			4.5E-05 (J)		
10/1/2020				0.00021 (J)	0.00014 (J)
11/10/2020				6.5E-05 (J)	0.00013 (J)
12/15/2020				8E-05 (J)	0.00011 (J)
1/20/2021				7.2E-05 (J)	0.00025 (J)
2/16/2021	0.00011 (J)	4.2E-05 (J)			
2/17/2021				0.00015 (J)	0.00026 (J)
2/19/2021			<0.001		
3/23/2021		<0.001			
3/25/2021				<0.001	0.00011 (J)
3/26/2021	6.8E-05 (J)				
4/1/2021			<0.001		
8/16/2021	<0.001	<0.001		<0.001	<0.001
8/25/2021			<0.001		
2/9/2022	<0.001			<0.001	<0.001
2/10/2022		<0.001			
2/16/2022			<0.001		
7/26/2022	<0.001	<0.001		<0.001	<0.001

ND substitution: RL or RL/2 if <15% NDs.

Tolerance Limit

Constituent: Lead (mg/L) Analysis Run 10/11/2024 11:21 AM View: Appendix IV - UTLs

Plant Bowen Client: Southern Company Data: Bowen AP-1

	BGWA-2 (bg)	BGWA-29 (bg)	BGWA-33 (bg)	BGWA-47D (bg)	BGWA-48D (bg)
8/3/2022			<0.001		
1/24/2023	<0.001	<0.001		<0.001	<0.001
2/2/2023			<0.001		
8/15/2023				<0.001	
8/16/2023		<0.001			<0.001
8/21/2023	<0.001				
8/23/2023			<0.001		
1/31/2024				<0.001	<0.001
2/5/2024		<0.001			
2/7/2024			<0.001		
2/8/2024	<0.001				
8/15/2024				<0.001	<0.001
8/21/2024	<0.001	<0.001			
8/23/2024			<0.001		

ND substitution: RL or RL/2 if <15% NDs.

Tolerance Limit

Constituent: Lithium (mg/L) Analysis Run 10/11/2024 11:21 AM View: Appendix IV - UTLs

Plant Bowen Client: Southern Company Data: Bowen AP-1

	BGWA-2 (bg)	BGWA-29 (bg)	BGWA-33 (bg)	BGWA-47D (bg)	BGWA-48D (bg)
6/6/2016	<0.03				
8/9/2016	<0.03				
8/22/2016		<0.03			
10/3/2016	<0.03				
10/4/2016		<0.03			
11/29/2016	<0.03				
12/1/2016		<0.03			
1/10/2017		<0.03			
2/13/2017	<0.03				
2/14/2017		<0.03			
4/13/2017	<0.03				
4/14/2017		<0.03			
5/25/2017	<0.03	<0.03			
7/7/2017	<0.03				
7/10/2017		<0.03			
3/26/2018	<0.03	<0.03			
6/12/2018	<0.03	<0.03			
10/16/2018	<0.03	<0.03			
2/25/2019	<0.03				
2/27/2019		<0.03			
4/1/2019	<0.03	0.00059 (J)			
4/3/2019			<0.03		
9/23/2019	<0.03	0.00089 (J)			
9/27/2019			<0.03		
2/18/2020	<0.03				
2/19/2020		<0.03			
2/21/2020			<0.03		
3/18/2020	<0.03	<0.03			
3/20/2020			<0.03		
5/22/2020				<0.03	
5/25/2020					0.0011 (J)
6/23/2020				<0.03	<0.03
7/28/2020				<0.03	0.0014 (J)
9/2/2020				<0.03	
9/3/2020					0.0014 (J)
9/23/2020	<0.03	0.00085 (J)			
9/25/2020			<0.03		
10/1/2020				<0.03	0.0011 (J)
11/10/2020				<0.03	<0.03
12/15/2020				<0.03	0.00089
1/20/2021				<0.03	0.00091 (J)
2/16/2021	<0.03	<0.03			
2/17/2021				<0.03	0.00099 (J)
2/19/2021			<0.03		
3/23/2021		0.00087 (J)			
3/25/2021				<0.03	<0.03
3/26/2021	<0.03				
4/1/2021			<0.03		
8/16/2021	<0.03	0.00093 (J)		<0.03	<0.03
8/25/2021			<0.03		
2/9/2022	<0.03			0.00083 (J)	<0.03
2/10/2022		<0.03			

ND substitution: RL or RL/2 if <15% NDs.

Tolerance Limit

Constituent: Lithium (mg/L) Analysis Run 10/11/2024 11:21 AM View: Appendix IV - UTLs

Plant Bowen Client: Southern Company Data: Bowen AP-1

	BGWA-2 (bg)	BGWA-29 (bg)	BGWA-33 (bg)	BGWA-47D (bg)	BGWA-48D (bg)
2/16/2022			<0.03		
7/26/2022	<0.03	0.00095 (J)		0.00073 (J)	<0.03
8/3/2022			<0.03		
1/24/2023	<0.03	<0.03		<0.03	<0.03
2/2/2023			<0.03		
8/15/2023				<0.03	
8/16/2023		0.00086 (J)			<0.03
8/21/2023	<0.03				
8/23/2023			<0.03		
1/31/2024				<0.03	<0.03
2/5/2024		<0.03			
2/7/2024			<0.03		
2/8/2024	<0.03				
8/15/2024				<0.03	<0.03
8/21/2024	<0.03	<0.03			
8/23/2024			<0.03		

ND substitution: RL or RL/2 if <15% NDs.

Tolerance Limit

Constituent: Mercury (mg/L) Analysis Run 10/11/2024 11:21 AM View: Appendix IV - UTLs

Plant Bowen Client: Southern Company Data: Bowen AP-1

	BGWA-2 (bg)	BGWA-29 (bg)	BGWA-33 (bg)	BGWA-47D (bg)	BGWA-48D (bg)
6/6/2016	7.7E-05 (J)				
8/9/2016	<0.0002				
8/22/2016		<0.0002			
10/3/2016	<0.0002				
10/4/2016		<0.0002			
11/29/2016	<0.0002				
12/1/2016		<0.0002			
1/10/2017		<0.0002			
2/13/2017	<0.0002				
2/14/2017		<0.0002			
4/13/2017	<0.0002				
4/14/2017		<0.0002			
5/25/2017	<0.0002	<0.0002			
7/7/2017	<0.0002				
7/10/2017		<0.0002			
3/26/2018	<0.0002	<0.0002			
2/25/2019	<0.0002				
2/27/2019		6.5E-05 (J)			
4/1/2019	<0.0002	<0.0002			
4/3/2019			<0.0002		
9/23/2019	<0.0002	<0.0002			
9/27/2019			<0.0002		
2/18/2020	<0.0002				
2/19/2020		<0.0002			
2/21/2020			<0.0002		
3/18/2020	<0.0002	<0.0002			
3/20/2020			<0.0002		
5/22/2020				<0.0002	
5/25/2020					<0.0002
6/23/2020				<0.0002	<0.0002
7/28/2020				<0.0002	<0.0002
9/2/2020				<0.0002	
9/3/2020					<0.0002
9/23/2020	<0.0002	<0.0002			
9/25/2020			8.7E-05 (J)		
10/1/2020				<0.0002	<0.0002
11/10/2020				<0.0002	<0.0002
12/15/2020				<0.0002	<0.0002
1/20/2021				<0.0002	<0.0002
2/16/2021	<0.0002	<0.0002			
2/17/2021				<0.0002	<0.0002
2/19/2021			<0.0002		
3/23/2021		<0.0002			
3/25/2021				<0.0002	<0.0002
3/26/2021	<0.0002				
4/1/2021			<0.0002		
8/16/2021	<0.0002	<0.0002		<0.0002	<0.0002
8/25/2021			<0.0002		
2/9/2022	<0.0002			<0.0002	<0.0002
2/10/2022		<0.0002			
2/16/2022			<0.0002		
7/26/2022	0.00019 (J)	0.00015 (J)		0.00022	0.00014 (J)

ND substitution: RL or RL/2 if <15% NDs.

Tolerance Limit

Constituent: Mercury (mg/L) Analysis Run 10/11/2024 11:21 AM View: Appendix IV - UTLs

Plant Bowen Client: Southern Company Data: Bowen AP-1

	BGWA-2 (bg)	BGWA-29 (bg)	BGWA-33 (bg)	BGWA-47D (bg)	BGWA-48D (bg)
8/3/2022			<0.0002		
1/24/2023	<0.0002	<0.0002		0.00022	<0.0002
2/2/2023			<0.0002		
8/15/2023				<0.0002	
8/16/2023		<0.0002			<0.0002
8/21/2023	<0.0002				
8/23/2023			<0.0002		
1/31/2024				<0.0002	<0.0002
2/5/2024		<0.0002			
2/7/2024			<0.0002		
2/8/2024	<0.0002				
8/15/2024				<0.0002	<0.0002
8/21/2024	<0.0002	<0.0002			
8/23/2024			<0.0002		

ND substitution: RL or RL/2 if <15% NDs.

Tolerance Limit

Constituent: Molybdenum (mg/L) Analysis Run 10/11/2024 11:21 AM View: Appendix IV - UTLs

Plant Bowen Client: Southern Company Data: Bowen AP-1

	BGWA-2 (bg)	BGWA-29 (bg)	BGWA-33 (bg)	BGWA-47D (bg)	BGWA-48D (bg)
6/6/2016	0.0015 (J)				
8/9/2016	0.0016 (J)				
8/22/2016		<0.01			
10/3/2016	<0.01				
10/4/2016		<0.01			
11/29/2016	0.0022 (J)				
12/1/2016		<0.01			
1/10/2017		<0.01			
2/13/2017	0.002 (J)				
2/14/2017		<0.01			
4/13/2017	0.0025 (J)				
4/14/2017		<0.01			
5/25/2017	0.002 (J)	<0.01			
7/7/2017	0.0017 (J)				
7/10/2017		<0.01			
3/26/2018	<0.01	<0.01			
6/12/2018	<0.01	<0.01			
10/16/2018	<0.01	<0.01			
2/25/2019	<0.01				
2/27/2019		<0.01			
4/1/2019	0.0014 (J)	0.00053 (J)			
4/3/2019			0.034		
5/2/2019	<0.01				
7/9/2019			0.034		
9/23/2019	0.0017 (J)	<0.01			
9/27/2019			0.019		
2/18/2020	<0.01				
2/19/2020		<0.01			
2/21/2020			0.029		
3/18/2020	0.0012 (J)	<0.01			
3/20/2020			0.032		
5/22/2020				0.0011 (J)	
5/25/2020					0.003 (J)
6/23/2020				<0.01	0.0048 (J)
7/28/2020				<0.01	0.0073 (J)
9/2/2020				<0.01	
9/3/2020					0.0074 (J)
9/23/2020	<0.01	<0.01			
9/25/2020			0.032		
10/1/2020				<0.01	0.0046 (J)
11/10/2020				<0.01	0.0016 (J)
12/15/2020				<0.01	0.0021
1/20/2021				<0.01	0.0018 (J)
2/16/2021	0.0011 (J)	<0.01			
2/17/2021				<0.01	0.0017 (J)
2/19/2021			0.029		
3/23/2021		<0.01			
3/25/2021				<0.01	0.0015 (J)
3/26/2021	0.00092 (J)				
4/1/2021			0.026		
8/16/2021	<0.01	<0.01		<0.01	0.0011 (J)
8/25/2021			0.031		

ND substitution: RL or RL/2 if <15% NDs.

Tolerance Limit

Constituent: Molybdenum (mg/L) Analysis Run 10/11/2024 11:21 AM View: Appendix IV - UTLs

Plant Bowen Client: Southern Company Data: Bowen AP-1

	BGWA-2 (bg)	BGWA-29 (bg)	BGWA-33 (bg)	BGWA-47D (bg)	BGWA-48D (bg)
2/9/2022	<0.01			<0.01	0.00093 (J)
2/10/2022		<0.01			
2/16/2022			0.025		
7/26/2022	<0.01	<0.01		<0.01	0.0039 (J)
8/3/2022			0.0094 (J)		
1/24/2023	<0.01	<0.01		<0.01	0.007 (J)
2/2/2023			0.0077 (J)		
8/15/2023				<0.01	
8/16/2023		<0.01			0.004 (J)
8/21/2023	<0.01				
8/23/2023			0.0085 (J)		
1/31/2024				<0.01	0.0026 (J)
2/5/2024		<0.01			
2/7/2024			0.014		
2/8/2024	<0.01				
8/15/2024				<0.01	0.0048 (J)
8/21/2024	<0.01	<0.01			
8/23/2024			0.0081 (J)		

ND substitution: RL or RL/2 if <15% NDs.

Tolerance Limit

Constituent: Selenium (mg/L) Analysis Run 10/11/2024 11:21 AM View: Appendix IV - UTLs

Plant Bowen Client: Southern Company Data: Bowen AP-1

	BGWA-2 (bg)	BGWA-29 (bg)	BGWA-33 (bg)	BGWA-47D (bg)	BGWA-48D (bg)
6/6/2016	<0.005				
8/9/2016	<0.005				
8/22/2016		<0.005			
10/3/2016	<0.005				
10/4/2016		<0.005			
11/29/2016	<0.005				
12/1/2016		<0.005			
1/10/2017		<0.005			
2/13/2017	<0.005				
2/14/2017		<0.005			
4/13/2017	<0.005				
4/14/2017		<0.005			
5/25/2017	<0.005	<0.005			
7/7/2017	<0.005				
7/10/2017		<0.005			
3/26/2018	<0.005	<0.005			
2/25/2019	<0.005				
2/27/2019		<0.005			
4/1/2019	0.00011 (J)	<0.005			
4/3/2019			0.00013 (J)		
9/23/2019	<0.005	<0.005			
9/27/2019			<0.005		
2/18/2020	<0.005				
2/19/2020		<0.005			
2/21/2020			<0.005		
3/18/2020	<0.005	<0.005			
3/20/2020			<0.005		
5/22/2020				0.0013 (J)	
5/25/2020					<0.005
6/23/2020				<0.005	<0.005
7/28/2020				<0.005	<0.005
9/2/2020				<0.005	
9/3/2020					<0.005
9/23/2020	<0.005	<0.005			
9/25/2020			<0.005		
10/1/2020				0.0018 (J)	<0.005
11/10/2020				<0.005	<0.005
12/15/2020				0.0018	<0.005
1/20/2021				<0.005	<0.005
2/16/2021	<0.005	<0.005			
2/17/2021				<0.005	<0.005
2/19/2021			<0.005		
3/23/2021		<0.005			
3/25/2021				0.002 (J)	<0.005
3/26/2021	<0.005				
4/1/2021			0.004 (J)		
8/16/2021	<0.005	<0.005		0.002 (J)	<0.005
8/25/2021			<0.005		
2/9/2022	<0.005			0.0021 (J)	<0.005
2/10/2022		<0.005			
2/16/2022			<0.005		
7/26/2022	<0.005	<0.005		0.0021 (J)	<0.005

ND substitution: RL or RL/2 if <15% NDs.

Tolerance Limit

Constituent: Selenium (mg/L) Analysis Run 10/11/2024 11:21 AM View: Appendix IV - UTLs

Plant Bowen Client: Southern Company Data: Bowen AP-1

	BGWA-2 (bg)	BGWA-29 (bg)	BGWA-33 (bg)	BGWA-47D (bg)	BGWA-48D (bg)
8/3/2022			<0.005		
1/24/2023	<0.005	<0.005		0.0015 (J)	<0.005
2/2/2023			<0.005		
8/15/2023				0.0015 (J)	
8/16/2023		<0.005			<0.005
8/21/2023	<0.005				
8/23/2023			<0.005		
1/31/2024				0.0015 (J)	<0.005
2/5/2024		<0.005			
2/7/2024			<0.005		
2/8/2024	<0.005				
8/15/2024				0.0017 (J)	<0.005
8/21/2024	<0.005	<0.005			
8/23/2024			<0.005		

ND substitution: RL or RL/2 if <15% NDs.

Tolerance Limit

Constituent: Thallium (mg/L) Analysis Run 10/11/2024 11:21 AM View: Appendix IV - UTLs

Plant Bowen Client: Southern Company Data: Bowen AP-1

	BGWA-2 (bg)	BGWA-29 (bg)	BGWA-33 (bg)	BGWA-47D (bg)	BGWA-48D (bg)
6/6/2016	<0.001				
8/9/2016	0.0001 (J)				
8/22/2016		<0.001			
10/3/2016	<0.001				
10/4/2016		<0.001			
11/29/2016	<0.001				
12/1/2016		<0.001			
1/10/2017		<0.001			
2/13/2017	<0.001				
2/14/2017		<0.001			
4/13/2017	9E-05 (J)				
4/14/2017		<0.001			
5/25/2017	0.0001 (J)	<0.001			
7/7/2017	9E-05 (J)				
7/10/2017		<0.001			
3/26/2018	<0.001	<0.001			
6/12/2018	<0.001	<0.001			
10/16/2018	<0.001	<0.001			
2/25/2019	<0.001				
2/27/2019		<0.001			
4/1/2019	0.00011 (J)	<0.001			
4/3/2019			<0.001		
9/23/2019	0.00011 (J)	<0.001			
9/27/2019			<0.001		
2/18/2020	0.00011 (J)				
2/19/2020		<0.001			
2/21/2020			<0.001		
3/18/2020	0.00012 (J)	<0.001			
3/20/2020			<0.001		
5/22/2020				8.8E-05 (J)	
5/25/2020					<0.001
6/23/2020				<0.001	<0.001
7/28/2020				<0.001	<0.001
9/2/2020				<0.001	
9/3/2020					<0.001
9/23/2020	<0.001	<0.001			
9/25/2020			<0.001		
10/1/2020				<0.001	<0.001
11/10/2020				<0.001	<0.001
12/15/2020				<0.001	<0.001
1/20/2021				<0.001	<0.001
2/16/2021	0.0002 (J)	<0.001			
2/17/2021				<0.001	<0.001
2/19/2021			<0.001		
3/23/2021		<0.001			
3/25/2021				<0.001	<0.001
3/26/2021	0.00025 (J)				
4/1/2021			<0.001		
8/16/2021	0.00019 (J)	<0.001		<0.001	<0.001
8/25/2021			<0.001		
2/9/2022	<0.001			<0.001	<0.001
2/10/2022		<0.001			

ND substitution: RL or RL/2 if <15% NDs.

Tolerance Limit

Constituent: Thallium (mg/L) Analysis Run 10/11/2024 11:21 AM View: Appendix IV - UTLs

Plant Bowen Client: Southern Company Data: Bowen AP-1

	BGWA-2 (bg)	BGWA-29 (bg)	BGWA-33 (bg)	BGWA-47D (bg)	BGWA-48D (bg)
2/16/2022			<0.001		
7/26/2022	0.00021 (J)	<0.001		<0.001	<0.001
8/3/2022			<0.001		
1/24/2023	<0.001	<0.001		<0.001	<0.001
2/2/2023			<0.001		
8/15/2023				<0.001	
8/16/2023		<0.001			<0.001
8/21/2023	<0.001				
8/23/2023			<0.001		
1/31/2024				<0.001	<0.001
2/5/2024		<0.001			
2/7/2024			<0.001		
2/8/2024	<0.001				
8/15/2024				<0.001	<0.001
8/21/2024	<0.001	<0.001			
8/23/2024			<0.001		

ND substitution: RL or RL/2 if <15% NDs.

FIGURE G.

BOWEN ASH POND 1 GWPS				
Constituent Name	**MCL**	**CCR-Rule Specified**	**Background Limit**	**GWPS**
Antimony, Total (mg/L)	0.006		0.0042	0.006
Arsenic, Total (mg/L)	0.01		0.01	0.01
Barium, Total (mg/L)	2		0.22	2
Beryllium, Total (mg/L)	0.004		0.0005	0.004
Cadmium, Total (mg/L)	0.005		0.0005	0.005
Chromium, Total (mg/L)	0.1		0.005	0.1
Cobalt, Total (mg/L)		0.006	0.005	0.006
Combined Radium, Total (pCi/L)	5		1.63	5
Fluoride, Total (mg/L)	4		0.57	4
Lead, Total (mg/L)		0.015	0.0024	0.015
Lithium, Total (mg/L)		0.04	0.03	0.04
Mercury, Total (mg/L)	0.002		0.00022	0.002
Molybdenum, Total (mg/L)		0.1	0.034	0.1
Selenium, Total (mg/L)	0.05		0.005	0.05
Thallium, Total (mg/L)	0.002		0.001	0.002

**GWPS = Groundwater Protection Standard*

**MCL = Maximum Contaminant Level*

**CCR = Coal Combustion Residuals*

FIGURE H.

Confidence Intervals - Significant Results

Plant Bowen Client: Southern Company Data: Bowen AP-1 Printed 10/11/2024, 11:36 AM

Constituent	Well	Upper Lim.	Lower Lim.	Compliance	Sig.	N	Mean	Std. Dev.	%NDs	ND Adj.	Transform	Alpha	Method
Arsenic (mg/L)	**BGWC-34D**	**0.01769**	**0.0149**	**0.01**	**Yes**	**17**	**0.01629**	**0.002229**	**0**	**None**	**No**	**0.01**	**Param.**
Cobalt (mg/L)	**BGWC-16**	**0.01114**	**0.00894**	**0.006**	**Yes**	**10**	**0.01004**	**0.001233**	**0**	**None**	**No**	**0.01**	**Param.**
Cobalt (mg/L)	**BGWC-22**	**0.02389**	**0.01618**	**0.006**	**Yes**	**32**	**0.02081**	**0.009398**	**0**	**None**	**sqrt(x)**	**0.01**	**Param.**
Molybdenum (mg/L)	**BGWC-43D**	**0.1944**	**0.1333**	**0.1**	**Yes**	**13**	**0.1638**	**0.04114**	**0**	**None**	**No**	**0.01**	**Param.**

FIGURE I.

Confidence Intervals - Significant Results

Plant Bowen Client: Southern Company Data: Bowen AP-1 Printed 1/16/2025, 2:00 PM

Constituent	Well	Upper Lim.	Lower Lim.	Compliance	Sig.	N	Mean	Std. Dev.	%NDs	ND Adj.	Transform	Alpha	Method
Arsenic (mg/L)	**BGWC-34D**	**0.01769**	**0.0149**	**0.01**	**Yes**	**17**	**0.01629**	**0.002229**	**0**	**None**	**No**	**0.01**	**Param.**
Cobalt (mg/L)	**BGWC-16**	**0.01114**	**0.00894**	**0.006**	**Yes**	**10**	**0.01004**	**0.001233**	**0**	**None**	**No**	**0.01**	**Param.**
Cobalt (mg/L)	**BGWC-22**	**0.02389**	**0.01618**	**0.006**	**Yes**	**32**	**0.02081**	**0.009398**	**0**	**None**	**sqrt(x)**	**0.01**	**Param.**
Molybdenum (mg/L)	**BGWC-43D**	**0.1944**	**0.1333**	**0.1**	**Yes**	**13**	**0.1638**	**0.04114**	**0**	**None**	**No**	**0.01**	**Param.**

Confidence Intervals - All Results

Plant Bowen Client: Southern Company Data: Bowen AP-1 Printed 1/16/2025, 2:00 PM

Constituent	Well	Upper Lim.	Lower Lim.	Compliance	Sig.	N	Mean	Std. Dev.	%NDs	ND Adj.	Transform	Alpha	Method
Antimony (mg/L)	BGWA-6	0.003	0.0017	0.006	No	20	0.002935	0.0002907	95	None	No	0.01	NP (NDs)
Antimony (mg/L)	BGWC-10	0.003	0.0022	0.006	No	22	0.002855	0.0003925	86.36	None	No	0.01	NP (NDs)
Antimony (mg/L)	BGWC-14A	0.003	0.00061	0.006	No	17	0.002701	0.000847	88.24	None	No	0.01	NP (NDs)
Antimony (mg/L)	BGWC-16	0.003	0.0004	0.006	No	22	0.002882	0.0005543	95.45	None	No	0.01	NP (NDs)
Antimony (mg/L)	BGWC-17	0.003	0.0002	0.006	No	22	0.002873	0.000597	95.45	None	No	0.01	NP (NDs)
Antimony (mg/L)	BGWC-19	0.003	0.0005	0.006	No	22	0.002886	0.000533	95.45	None	No	0.01	NP (NDs)
Antimony (mg/L)	BGWC-20	0.003	0.0014	0.006	No	22	0.002814	0.000619	90.91	None	No	0.01	NP (NDs)
Antimony (mg/L)	BGWC-21	0.003	0.0017	0.006	No	21	0.002862	0.0004387	90.48	None	No	0.01	NP (NDs)
Antimony (mg/L)	BGWC-22	0.003	0.0023	0.006	No	22	0.002804	0.0006114	86.36	None	No	0.01	NP (NDs)
Antimony (mg/L)	BGWC-23	0.003	0.0022	0.006	No	23	0.002662	0.001329	56.52	None	No	0.01	NP (NDs)
Antimony (mg/L)	BGWC-24	0.0032	0.0028	0.006	No	22	0.003079	0.001593	68.18	None	No	0.01	NP (NDs)
Antimony (mg/L)	BGWC-25	0.003	0.0013	0.006	No	22	0.002813	0.0006162	90.91	None	No	0.01	NP (NDs)
Antimony (mg/L)	BGWC-30	0.003	0.00085	0.006	No	22	0.002902	0.0004584	95.45	None	No	0.01	NP (NDs)
Antimony (mg/L)	BGWC-31	0.003	0.0023	0.006	No	12	0.002723	0.0007649	83.33	None	No	0.01	NP (NDs)
Antimony (mg/L)	BGWC-32	0.003	0.00039	0.006	No	12	0.002563	0.001022	83.33	None	No	0.01	NP (NDs)
Antimony (mg/L)	BGWC-34D	0.003	0.00079	0.006	No	12	0.002607	0.0009209	83.33	None	No	0.01	NP (NDs)
Antimony (mg/L)	BGWC-35D	0.003	0.00066	0.006	No	12	0.002408	0.0009641	66.67	None	No	0.01	NP (NDs)
Antimony (mg/L)	BGWC-36D	0.003	0.0021	0.006	No	12	0.002755	0.0006217	83.33	None	No	0.01	NP (NDs)
Antimony (mg/L)	BGWC-37D	0.003	0.0022	0.006	No	12	0.002718	0.0007622	83.33	None	No	0.01	NP (NDs)
Antimony (mg/L)	BGWC-38D	0.003821	0.0006169	0.006	No	12	0.00287	0.00282	25	Kaplan-Meier	sqrt(x)	0.01	Param.
Antimony (mg/L)	BGWC-40	0.003	0.0005	0.006	No	12	0.002792	0.0007217	91.67	Kaplan-Meier	No	0.01	NP (NDs)
Antimony (mg/L)	BGWC-41D	0.003	0.0014	0.006	No	10	0.00268	0.0006746	80	Kaplan-Meier	No	0.011	NP (NDs)
Antimony (mg/L)	BGWC-42D	0.003	0.00083	0.006	No	10	0.002335	0.0009372	60	Kaplan-Meier	No	0.011	NP (NDs)
Antimony (mg/L)	BGWC-43D	0.003	0.00091	0.006	No	10	0.002399	0.0009923	70	Kaplan-Meier	No	0.011	NP (NDs)
Antimony (mg/L)	BGWC-44D	0.003439	0.001213	0.006	No	10	0.00313	0.002177	50	Kaplan-Meier	ln(x)	0.01	Param.
Antimony (mg/L)	BGWC-49D	0.003	0.00039	0.006	No	8	0.002674	0.0009228	87.5	Kaplan-Meier	No	0.004	NP (NDs)
Antimony (mg/L)	BGWC-50D	0.003	0.0017	0.006	No	8	0.0027	0.0005581	75	Kaplan-Meier	No	0.004	NP (NDs)
Antimony (mg/L)	BGWC-51	0.003	0.003	0.006	No	10	0.00289	0.0003479	90	None	No	0.011	NP (NDs)
Antimony (mg/L)	BGWC-52	0.003	0.00085	0.006	No	10	0.002428	0.000981	70	None	No	0.011	NP (NDs)
Antimony (mg/L)	BGWC-7	0.003	0.0016	0.006	No	22	0.002632	0.0008386	81.82	None	No	0.01	NP (NDs)
Antimony (mg/L)	BGWC-8	0.003	0.00059	0.006	No	22	0.002657	0.0008845	86.36	None	No	0.01	NP (NDs)
Antimony (mg/L)	BGWC-9	0.003	0.0014	0.006	No	21	0.002563	0.0009427	80.95	None	No	0.01	NP (NDs)
Arsenic (mg/L)	BGWA-6	0.005	0.0013	0.01	No	23	0.003803	0.001868	69.57	None	No	0.01	NP (NDs)
Arsenic (mg/L)	BGWC-10	0.007147	0.005561	0.01	No	26	0.006354	0.001627	3.846	None	No	0.01	Param.
Arsenic (mg/L)	BGWC-12	0.005	0.0009	0.01	No	26	0.002917	0.001984	42.31	None	No	0.01	NP (normality)
Arsenic (mg/L)	BGWC-14A	0.005	0.0021	0.01	No	17	0.004094	0.001525	70.59	None	No	0.01	NP (NDs)
Arsenic (mg/L)	BGWC-16	0.005	0.0008	0.01	No	26	0.003323	0.002055	57.69	None	No	0.01	NP (NDs)
Arsenic (mg/L)	BGWC-17	0.005	0.0013	0.01	No	26	0.003615	0.001957	65.38	None	No	0.01	NP (NDs)
Arsenic (mg/L)	BGWC-18	0.005	0.0013	0.01	No	26	0.003596	0.001995	65.38	None	No	0.01	NP (NDs)
Arsenic (mg/L)	BGWC-19	0.005	0.0008	0.01	No	26	0.003124	0.0021	53.85	None	No	0.01	NP (NDs)
Arsenic (mg/L)	BGWC-20	0.005	0.0015	0.01	No	26	0.003177	0.002017	38.46	None	No	0.01	NP (normality)
Arsenic (mg/L)	BGWC-21	0.005	0.0012	0.01	No	25	0.003296	0.001996	56	None	No	0.01	NP (NDs)
Arsenic (mg/L)	BGWC-22	0.003392	0.00195	0.01	No	26	0.003065	0.002189	7.692	None	ln(x)	0.01	Param.
Arsenic (mg/L)	BGWC-23	0.004023	0.002052	0.01	No	26	0.003288	0.002333	3.846	None	sqrt(x)	0.01	Param.
Arsenic (mg/L)	BGWC-24	0.00585	0.003365	0.01	No	27	0.004607	0.002605	11.11	None	No	0.01	Param.
Arsenic (mg/L)	BGWC-25	0.002935	0.002035	0.01	No	26	0.003027	0.00125	15.38	Kaplan-Meier	sqrt(x)	0.01	Param.
Arsenic (mg/L)	BGWC-30	0.005	0.001	0.01	No	26	0.002858	0.001842	34.62	None	No	0.01	NP (normality)
Arsenic (mg/L)	BGWC-31	0.005297	0.003703	0.01	No	15	0.0045	0.001176	0	None	No	0.01	Param.
Arsenic (mg/L)	BGWC-32	0.00355	0.0014	0.01	No	15	0.002602	0.00175	13.33	None	sqrt(x)	0.01	Param.
Arsenic (mg/L)	**BGWC-34D**	**0.01769**	**0.0149**	**0.01**	**Yes**	**17**	**0.01629**	**0.002229**	**0**	**None**	**No**	**0.01**	**Param.**
Arsenic (mg/L)	BGWC-35D	0.006402	0.001769	0.01	No	15	0.004457	0.004236	6.667	None	sqrt(x)	0.01	Param.
Arsenic (mg/L)	BGWC-36D	0.002855	0.0009487	0.01	No	15	0.003134	0.002012	33.33	Kaplan-Meier	sqrt(x)	0.01	Param.
Arsenic (mg/L)	BGWC-37D	0.02408	0.008938	0.01	No	12	0.01696	0.01089	0	None	sqrt(x)	0.01	Param.
Arsenic (mg/L)	BGWC-38D	0.003963	0.001668	0.01	No	12	0.003425	0.00169	16.67	Kaplan-Meier	sqrt(x)	0.01	Param.
Arsenic (mg/L)	BGWC-39	0.006403	0.001767	0.01	No	12	0.004737	0.002812	25	Kaplan-Meier	No	0.01	Param.

Confidence Intervals - All Results

Plant Bowen Client: Southern Company Data: Bowen AP-1 Printed 1/16/2025, 2:00 PM

Constituent	Well	Upper Lim.	Lower Lim.	Compliance	Sig.	N	Mean	Std. Dev.	%NDs	ND Adj.	Transform	Alpha	Method
Arsenic (mg/L)	BGWC-40	0.002854	0.001088	0.01	No	12	0.002981	0.001773	33.33	Kaplan-Meier	No	0.01	Param.
Arsenic (mg/L)	BGWC-41D	0.007832	0.001772	0.01	No	10	0.004802	0.003396	0	None	No	0.01	Param.
Arsenic (mg/L)	BGWC-42D	0.007656	0.003224	0.01	No	10	0.00544	0.002483	0	None	No	0.01	Param.
Arsenic (mg/L)	BGWC-43D	0.006024	0.001294	0.01	No	10	0.003659	0.002651	10	None	No	0.01	Param.
Arsenic (mg/L)	BGWC-44D	0.005812	0.002968	0.01	No	10	0.00439	0.001594	0	None	No	0.01	Param.
Arsenic (mg/L)	BGWC-49D	0.008674	0.002651	0.01	No	8	0.005663	0.002841	0	None	No	0.01	Param.
Arsenic (mg/L)	BGWC-50D	0.003307	0.001926	0.01	No	8	0.003212	0.001257	25	Kaplan-Meier	No	0.01	Param.
Arsenic (mg/L)	BGWC-51	0.005062	0.001578	0.01	No	10	0.00448	0.001502	40	Kaplan-Meier	No	0.01	Param.
Arsenic (mg/L)	BGWC-52	0.005	0.001	0.01	No	10	0.003679	0.001779	50	None	No	0.011	NP (normality)
Arsenic (mg/L)	BGWC-7	0.002765	0.001973	0.01	No	26	0.002369	0.0008123	7.692	None	No	0.01	Param.
Arsenic (mg/L)	BGWC-8	0.005	0.0007	0.01	No	26	0.002883	0.002173	50	None	No	0.01	NP (normality)
Arsenic (mg/L)	BGWC-9	0.002401	0.001777	0.01	No	25	0.002824	0.001159	16	Kaplan-Meier	No	0.01	Param.
Barium (mg/L)	BGWA-6	0.016	0.0115	2	No	23	0.02119	0.01685	0	None	No	0.01	NP (normality)
Barium (mg/L)	BGWC-10	0.0555	0.04422	2	No	26	0.05035	0.01233	0	None	sqrt(x)	0.01	Param.
Barium (mg/L)	BGWC-12	0.04037	0.03227	2	No	26	0.03632	0.008314	0	None	No	0.01	Param.
Barium (mg/L)	BGWC-14A	0.04038	0.03209	2	No	17	0.03624	0.006619	0	None	No	0.01	Param.
Barium (mg/L)	BGWC-16	0.03063	0.02781	2	No	26	0.02922	0.002888	0	None	No	0.01	Param.
Barium (mg/L)	BGWC-17	0.018	0.015	2	No	26	0.01684	0.002566	0	None	No	0.01	NP (normality)
Barium (mg/L)	BGWC-18	0.03457	0.03035	2	No	26	0.03246	0.004331	0	None	No	0.01	Param.
Barium (mg/L)	BGWC-19	0.03751	0.03133	2	No	26	0.03442	0.006344	0	None	No	0.01	Param.
Barium (mg/L)	BGWC-20	0.03411	0.03135	2	No	26	0.03273	0.002826	0	None	No	0.01	Param.
Barium (mg/L)	BGWC-21	0.04116	0.03089	2	No	25	0.03603	0.0103	0	None	No	0.01	Param.
Barium (mg/L)	BGWC-22	0.08802	0.07473	2	No	26	0.08137	0.01364	0	None	No	0.01	Param.
Barium (mg/L)	BGWC-23	0.1028	0.08516	2	No	26	0.09398	0.01811	0	None	No	0.01	Param.
Barium (mg/L)	BGWC-24	0.1004	0.06949	2	No	27	0.08495	0.0324	0	None	No	0.01	Param.
Barium (mg/L)	BGWC-25	0.02317	0.01744	2	No	26	0.02098	0.006648	0	None	ln(x)	0.01	Param.
Barium (mg/L)	BGWC-30	0.123	0.07466	2	No	26	0.1093	0.05979	0	None	ln(x)	0.01	Param.
Barium (mg/L)	BGWC-31	0.04331	0.03626	2	No	15	0.03987	0.00537	0	None	sqrt(x)	0.01	Param.
Barium (mg/L)	BGWC-32	0.1132	0.08837	2	No	15	0.1013	0.01919	0	None	x^(1/3)	0.01	Param.
Barium (mg/L)	BGWC-34D	0.05216	0.04091	2	No	15	0.04653	0.008305	0	None	No	0.01	Param.
Barium (mg/L)	BGWC-35D	0.08967	0.06086	2	No	15	0.07527	0.02126	0	None	No	0.01	Param.
Barium (mg/L)	BGWC-36D	0.074	0.06	2	No	15	0.06873	0.01371	0	None	No	0.01	NP (normality)
Barium (mg/L)	BGWC-37D	0.1012	0.083	2	No	12	0.09208	0.01157	0	None	No	0.01	Param.
Barium (mg/L)	BGWC-38D	0.1744	0.09998	2	No	12	0.1372	0.04739	0	None	No	0.01	Param.
Barium (mg/L)	BGWC-39	0.0745	0.04883	2	No	12	0.06167	0.01636	0	None	No	0.01	Param.
Barium (mg/L)	BGWC-40	0.05442	0.04124	2	No	12	0.04783	0.008397	0	None	No	0.01	Param.
Barium (mg/L)	BGWC-41D	0.06918	0.05442	2	No	10	0.0618	0.00827	0	None	No	0.01	Param.
Barium (mg/L)	BGWC-42D	0.1191	0.06407	2	No	10	0.0916	0.03086	0	None	No	0.01	Param.
Barium (mg/L)	BGWC-43D	0.07488	0.06052	2	No	10	0.0677	0.008042	0	None	No	0.01	Param.
Barium (mg/L)	BGWC-44D	0.03157	0.01863	2	No	10	0.0251	0.007249	0	None	No	0.01	Param.
Barium (mg/L)	BGWC-49D	0.08419	0.05706	2	No	8	0.07063	0.01279	0	None	No	0.01	Param.
Barium (mg/L)	BGWC-50D	0.06263	0.03137	2	No	8	0.047	0.01475	0	None	No	0.01	Param.
Barium (mg/L)	BGWC-51	0.054	0.0058	2	No	10	0.0261	0.02315	0	None	No	0.011	NP (normality)
Barium (mg/L)	BGWC-52	0.071	0.02146	2	No	10	0.0467	0.0296	0	None	sqrt(x)	0.01	Param.
Barium (mg/L)	BGWC-7	0.03747	0.03099	2	No	26	0.03423	0.006655	0	None	No	0.01	Param.
Barium (mg/L)	BGWC-8	0.03005	0.02694	2	No	26	0.02784	0.005247	0	None	x^3	0.01	Param.
Barium (mg/L)	BGWC-9	0.0311	0.02751	2	No	25	0.0293	0.003596	0	None	No	0.01	Param.
Beryllium (mg/L)	BGWC-12	0.0005	0.000076	0.004	No	24	0.0004634	0.000124	91.67	None	No	0.01	NP (NDs)
Beryllium (mg/L)	BGWC-16	0.0005	0.00012	0.004	No	24	0.0002729	0.0001833	37.5	None	No	0.01	NP (normality)
Beryllium (mg/L)	BGWC-17	0.0005	0.000065	0.004	No	24	0.0004081	0.000183	79.17	None	No	0.01	NP (NDs)
Beryllium (mg/L)	BGWC-18	0.0005	0.00009	0.004	No	24	0.0003592	0.0002038	66.67	None	No	0.01	NP (NDs)
Beryllium (mg/L)	BGWC-19	0.0005	0.000087	0.004	No	24	0.000358	0.0002053	66.67	None	No	0.01	NP (NDs)
Beryllium (mg/L)	BGWC-22	0.0005	0.00011	0.004	No	24	0.000259	0.0001913	37.5	None	No	0.01	NP (normality)
Beryllium (mg/L)	BGWC-23	0.0005	0.000054	0.004	No	24	0.0004814	0.00009104	95.83	None	No	0.01	NP (NDs)
Beryllium (mg/L)	BGWC-24	0.0005	0.00022	0.004	No	25	0.0003533	0.0001642	52	None	No	0.01	NP (NDs)

Confidence Intervals - All Results

Plant Bowen Client: Southern Company Data: Bowen AP-1 Printed 1/16/2025, 2:00 PM

Constituent	Well	Upper Lim.	Lower Lim.	Compliance	Sig.	N	Mean	Std. Dev.	%NDs	ND Adj.	Transform	Alpha	Method
Beryllium (mg/L)	BGWC-36D	0.0005	0.00007	0.004	No	14	0.0004693	0.0001149	92.86	None	No	0.01	NP (NDs)
Beryllium (mg/L)	BGWC-38D	0.0005	0.000059	0.004	No	12	0.0003207	0.0002218	58.33	None	No	0.01	NP (NDs)
Beryllium (mg/L)	BGWC-39	0.0005	0.000079	0.004	No	12	0.0004649	0.0001215	91.67	None	No	0.01	NP (NDs)
Beryllium (mg/L)	BGWC-51	0.0005	0.000072	0.004	No	10	0.0002675	0.000204	40	None	No	0.011	NP (normality)
Beryllium (mg/L)	BGWC-52	0.0005	0.0005	0.004	No	10	0.0004552	0.0001417	90	None	No	0.011	NP (NDs)
Cadmium (mg/L)	BGWC-14A	0.00057	0.00017	0.005	No	17	0.0003835	0.0001899	35.29	None	No	0.01	NP (normality)
Cadmium (mg/L)	BGWC-16	0.001807	0.001401	0.005	No	26	0.001604	0.0004171	0	None	No	0.01	Param.
Cadmium (mg/L)	BGWC-17	0.0005	0.00016	0.005	No	26	0.0003069	0.0001648	38.46	None	No	0.01	NP (normality)
Cadmium (mg/L)	BGWC-18	0.0005	0.00032	0.005	No	26	0.0004367	0.0001665	57.69	None	No	0.01	NP (NDs)
Cadmium (mg/L)	BGWC-19	0.0005	0.0002	0.005	No	26	0.0004577	0.0001206	88.46	None	No	0.01	NP (NDs)
Cadmium (mg/L)	BGWC-20	0.0005	0.00008	0.005	No	26	0.0004838	0.00008237	96.15	None	No	0.01	NP (NDs)
Cadmium (mg/L)	BGWC-22	0.0009	0.00038	0.005	No	26	0.00051	0.0002819	57.69	None	No	0.01	NP (NDs)
Cadmium (mg/L)	BGWC-23	0.0005	0.00019	0.005	No	26	0.0004881	0.0000608	96.15	None	No	0.01	NP (NDs)
Cadmium (mg/L)	BGWC-24	0.005204	0.00295	0.005	No	27	0.004077	0.002362	0	None	No	0.01	Param.
Cadmium (mg/L)	BGWC-30	0.0005	0.0004	0.005	No	26	0.00043	0.000128	61.54	None	No	0.01	NP (NDs)
Cadmium (mg/L)	BGWC-38D	0.00081	0.00032	0.005	No	12	0.0004825	0.0001478	75	None	No	0.01	NP (NDs)
Cadmium (mg/L)	BGWC-39	0.0005	0.00012	0.005	No	12	0.0003108	0.0001743	41.67	None	No	0.01	NP (normality)
Cadmium (mg/L)	BGWC-43D	0.0009355	0.0001987	0.005	No	10	0.000576	0.0004739	0	None	sqrt(x)	0.01	Param.
Cadmium (mg/L)	BGWC-51	0.0005	0.00043	0.005	No	10	0.000487	0.00009673	60	None	No	0.011	NP (NDs)
Cadmium (mg/L)	BGWC-52	0.0005	0.00018	0.005	No	10	0.000411	0.0001446	70	None	No	0.011	NP (NDs)
Chromium (mg/L)	BGWA-6	0.005	0.0044	0.1	No	22	0.004814	0.0007511	90.91	None	No	0.01	NP (NDs)
Chromium (mg/L)	BGWC-10	0.005	0.0011	0.1	No	24	0.004837	0.0007961	95.83	None	No	0.01	NP (NDs)
Chromium (mg/L)	BGWC-12	0.005	0.0018	0.1	No	24	0.003934	0.001903	75	None	No	0.01	NP (NDs)
Chromium (mg/L)	BGWC-14A	0.026	0.0014	0.1	No	17	0.006024	0.005221	88.24	None	No	0.01	NP (NDs)
Chromium (mg/L)	BGWC-16	0.005	0.0019	0.1	No	24	0.004692	0.001058	91.67	None	No	0.01	NP (NDs)
Chromium (mg/L)	BGWC-17	0.005	0.00044	0.1	No	24	0.004618	0.001295	91.67	None	No	0.01	NP (NDs)
Chromium (mg/L)	BGWC-18	0.005	0.0011	0.1	No	24	0.004467	0.001444	87.5	None	No	0.01	NP (NDs)
Chromium (mg/L)	BGWC-20	0.005	0.0022	0.1	No	24	0.003935	0.001726	66.67	None	No	0.01	NP (NDs)
Chromium (mg/L)	BGWC-21	0.005	0.0025	0.1	No	23	0.004692	0.001069	91.3	None	No	0.01	NP (NDs)
Chromium (mg/L)	BGWC-23	0.005	0.0033	0.1	No	24	0.004283	0.001508	79.17	None	No	0.01	NP (NDs)
Chromium (mg/L)	BGWC-24	0.005	0.0009	0.1	No	25	0.00448	0.00144	88	None	No	0.01	NP (NDs)
Chromium (mg/L)	BGWC-25	0.005	0.0021	0.1	No	24	0.004879	0.000592	95.83	None	No	0.01	NP (NDs)
Chromium (mg/L)	BGWC-30	0.005	0.00087	0.1	No	24	0.002763	0.002113	45.83	None	No	0.01	NP (normality)
Chromium (mg/L)	BGWC-31	0.005	0.0011	0.1	No	14	0.004093	0.001806	78.57	None	No	0.01	NP (NDs)
Chromium (mg/L)	BGWC-32	0.005	0.00072	0.1	No	14	0.003744	0.00196	64.29	None	No	0.01	NP (NDs)
Chromium (mg/L)	BGWC-35D	0.005	0.0011	0.1	No	14	0.004106	0.001778	78.57	None	No	0.01	NP (NDs)
Chromium (mg/L)	BGWC-36D	0.005	0.0006	0.1	No	14	0.003767	0.002025	71.43	None	No	0.01	NP (NDs)
Chromium (mg/L)	BGWC-37D	0.005	0.00068	0.1	No	12	0.00428	0.001682	83.33	None	No	0.01	NP (NDs)
Chromium (mg/L)	BGWC-38D	0.005	0.0031	0.1	No	12	0.00446	0.001385	83.33	None	No	0.01	NP (NDs)
Chromium (mg/L)	BGWC-39	0.005	0.001	0.1	No	12	0.004667	0.001155	91.67	None	No	0.01	NP (NDs)
Chromium (mg/L)	BGWC-40	0.005	0.00058	0.1	No	12	0.003228	0.002195	50	None	No	0.01	NP (normality)
Chromium (mg/L)	BGWC-41D	0.005	0.005	0.1	No	10	0.004568	0.001366	90	None	No	0.011	NP (NDs)
Chromium (mg/L)	BGWC-42D	0.005	0.0011	0.1	No	10	0.004172	0.001749	80	None	No	0.011	NP (NDs)
Chromium (mg/L)	BGWC-43D	0.005	0.005	0.1	No	10	0.00474	0.0008222	90	None	No	0.011	NP (NDs)
Chromium (mg/L)	BGWC-44D	0.005	0.00094	0.1	No	10	0.003937	0.001764	70	None	No	0.011	NP (NDs)
Chromium (mg/L)	BGWC-49D	0.005	0.00071	0.1	No	8	0.004464	0.001517	87.5	None	No	0.004	NP (NDs)
Chromium (mg/L)	BGWC-51	0.005	0.005	0.1	No	10	0.00456	0.001391	90	None	No	0.011	NP (NDs)
Chromium (mg/L)	BGWC-52	0.005	0.0013	0.1	No	10	0.003851	0.001865	70	None	No	0.011	NP (NDs)
Chromium (mg/L)	BGWC-7	0.005	0.00095	0.1	No	24	0.004463	0.001453	87.5	None	No	0.01	NP (NDs)
Chromium (mg/L)	BGWC-8	0.005	0.0012	0.1	No	24	0.0052	0.01245	33.33	None	No	0.01	NP (normality)
Chromium (mg/L)	BGWC-9	0.005	0.0021	0.1	No	23	0.004743	0.00085	91.3	None	No	0.01	NP (NDs)
Cobalt (mg/L)	BGWA-6	0.005	0.00054	0.006	No	23	0.003073	0.002252	56.52	None	No	0.01	NP (NDs)
Cobalt (mg/L)	BGWC-10	0.005	0.00047	0.006	No	26	0.003072	0.002296	57.69	None	No	0.01	NP (NDs)
Cobalt (mg/L)	BGWC-12	0.005	0.00045	0.006	No	26	0.002738	0.002309	50	None	No	0.01	NP (normality)
Cobalt (mg/L)	BGWC-14A	0.002258	0.001141	0.006	No	17	0.002601	0.001569	23.53	Kaplan-Meier	sqrt(x)	0.01	Param.

Confidence Intervals - All Results

Plant Bowen Client: Southern Company Data: Bowen AP-1 Printed 1/16/2025, 2:00 PM

Constituent	Well	Upper Lim.	Lower Lim.	Compliance	Sig.	N	Mean	Std. Dev.	%NDs	ND Adj.	Transform	Alpha	Method
Cobalt (mg/L)	**BGWC-16**	**0.01114**	**0.00894**	**0.006**	**Yes**	**10**	**0.01004**	**0.001233**	**0**	**None**	**No**	**0.01**	**Param.**
Cobalt (mg/L)	BGWC-17	0.005	0.00015	0.006	No	26	0.004813	0.0009512	96.15	None	No	0.01	NP (NDs)
Cobalt (mg/L)	BGWC-18	0.005	0.0009	0.006	No	26	0.004147	0.001786	80.77	None	No	0.01	NP (NDs)
Cobalt (mg/L)	BGWC-19	0.005	0.00052	0.006	No	26	0.004638	0.00128	92.31	None	No	0.01	NP (NDs)
Cobalt (mg/L)	BGWC-20	0.005	0.0008	0.006	No	26	0.004298	0.001682	84.62	None	No	0.01	NP (NDs)
Cobalt (mg/L)	BGWC-21	0.005	0.00064	0.006	No	25	0.002995	0.002406	36	None	No	0.01	NP (normality)
Cobalt (mg/L)	**BGWC-22**	**0.02389**	**0.01618**	**0.006**	**Yes**	**32**	**0.02081**	**0.009398**	**0**	**None**	**sqrt(x)**	**0.01**	**Param.**
Cobalt (mg/L)	BGWC-23	0.005	0.0015	0.006	No	28	0.003734	0.002049	71.43	None	No	0.01	NP (NDs)
Cobalt (mg/L)	BGWC-24	0.003838	0.002769	0.006	No	29	0.003303	0.001167	10.34	None	No	0.01	Param.
Cobalt (mg/L)	BGWC-25	0.005	0.0006	0.006	No	26	0.004647	0.001248	92.31	None	No	0.01	NP (NDs)
Cobalt (mg/L)	BGWC-30	0.005	0.001	0.006	No	28	0.00354	0.002012	64.29	None	No	0.01	NP (NDs)
Cobalt (mg/L)	BGWC-31	0.005	0.00041	0.006	No	15	0.003189	0.002298	60	None	No	0.01	NP (NDs)
Cobalt (mg/L)	BGWC-32	0.006768	0.002756	0.006	No	17	0.004762	0.003202	5.882	None	No	0.01	Param.
Cobalt (mg/L)	BGWC-34D	0.00151	0.0006808	0.006	No	15	0.001137	0.0006577	13.33	None	sqrt(x)	0.01	Param.
Cobalt (mg/L)	BGWC-35D	0.00283	0.001149	0.006	No	15	0.002085	0.001361	6.667	None	sqrt(x)	0.01	Param.
Cobalt (mg/L)	BGWC-36D	0.005	0.00057	0.006	No	15	0.003268	0.002202	60	None	No	0.01	NP (NDs)
Cobalt (mg/L)	BGWC-37D	0.005	0.0007	0.006	No	12	0.002728	0.002035	41.67	None	No	0.01	NP (normality)
Cobalt (mg/L)	BGWC-38D	0.004366	0.001432	0.006	No	13	0.003423	0.003549	0	None	ln(x)	0.01	Param.
Cobalt (mg/L)	BGWC-39	0.005	0.00061	0.006	No	13	0.004183	0.001683	76.92	None	No	0.01	NP (NDs)
Cobalt (mg/L)	BGWC-40	0.00061	0.00034	0.006	No	12	0.0006492	0.0005897	8.333	None	No	0.01	NP (normality)
Cobalt (mg/L)	BGWC-41D	0.005	0.00044	0.006	No	10	0.001416	0.001892	20	None	No	0.011	NP (normality)
Cobalt (mg/L)	BGWC-43D	0.004744	0.002165	0.006	No	11	0.003455	0.001547	0	None	No	0.01	Param.
Cobalt (mg/L)	BGWC-49D	0.001048	0.0007568	0.006	No	8	0.0009025	0.0001375	0	None	No	0.01	Param.
Cobalt (mg/L)	BGWC-50D	0.001268	0.0003618	0.006	No	8	0.000815	0.0004276	0	None	No	0.01	Param.
Cobalt (mg/L)	BGWC-52	0.004071	0.0008949	0.006	No	10	0.002483	0.00178	0	None	No	0.01	Param.
Cobalt (mg/L)	BGWC-7	0.00091	0.00068	0.006	No	26	0.001549	0.001721	19.23	None	No	0.01	NP (normality)
Cobalt (mg/L)	BGWC-8	0.005	0.0012	0.006	No	26	0.004296	0.001695	84.62	None	No	0.01	NP (NDs)
Cobalt (mg/L)	BGWC-9	0.005	0.0006	0.006	No	25	0.004446	0.001533	88	None	No	0.01	NP (NDs)
Combined Radium 226 + 228 (pCi/L)	BGWA-6	0.6655	0.3536	5	No	23	0.54	0.3215	0	None	sqrt(x)	0.01	Param.
Combined Radium 226 + 228 (pCi/L)	BGWC-10	1.404	0.9945	5	No	26	1.226	0.4624	0	None	sqrt(x)	0.01	Param.
Combined Radium 226 + 228 (pCi/L)	BGWC-12	0.7209	0.3815	5	No	26	0.5512	0.3482	0	None	No	0.01	Param.
Combined Radium 226 + 228 (pCi/L)	BGWC-14A	1.187	0.5699	5	No	17	0.8786	0.4927	0	None	No	0.01	Param.
Combined Radium 226 + 228 (pCi/L)	BGWC-16	1.19	0.7654	5	No	26	0.9777	0.4356	0	None	No	0.01	Param.
Combined Radium 226 + 228 (pCi/L)	BGWC-17	0.8336	0.4941	5	No	26	0.6638	0.3483	0	None	No	0.01	Param.
Combined Radium 226 + 228 (pCi/L)	BGWC-18	1.032	0.6272	5	No	26	0.8681	0.4679	0	None	sqrt(x)	0.01	Param.
Combined Radium 226 + 228 (pCi/L)	BGWC-19	1.098	0.6796	5	No	26	0.889	0.4296	0	None	No	0.01	Param.
Combined Radium 226 + 228 (pCi/L)	BGWC-20	1.34	0.8675	5	No	26	1.104	0.4845	0	None	No	0.01	Param.
Combined Radium 226 + 228 (pCi/L)	BGWC-21	0.7855	0.4771	5	No	25	0.6313	0.3094	0	None	No	0.01	Param.
Combined Radium 226 + 228 (pCi/L)	BGWC-22	2.757	1.98	5	No	26	2.368	0.798	0	None	No	0.01	Param.
Combined Radium 226 + 228 (pCi/L)	BGWC-23	1.741	1.078	5	No	26	1.41	0.6802	0	None	No	0.01	Param.
Combined Radium 226 + 228 (pCi/L)	BGWC-24	3.071	1.703	5	No	26	2.811	2.525	0	None	ln(x)	0.01	Param.
Combined Radium 226 + 228 (pCi/L)	BGWC-25	0.888	0.5229	5	No	26	0.7054	0.3745	0	None	No	0.01	Param.
Combined Radium 226 + 228 (pCi/L)	BGWC-30	1.964	1.082	5	No	25	1.523	0.8852	0	None	No	0.01	Param.
Combined Radium 226 + 228 (pCi/L)	BGWC-31	1.699	1.073	5	No	15	1.386	0.4617	0	None	No	0.01	Param.
Combined Radium 226 + 228 (pCi/L)	BGWC-32	1.92	1.187	5	No	15	1.554	0.5404	0	None	No	0.01	Param.
Combined Radium 226 + 228 (pCi/L)	BGWC-34D	2.692	1.834	5	No	15	2.263	0.6332	0	None	No	0.01	Param.
Combined Radium 226 + 228 (pCi/L)	BGWC-35D	2.951	2.099	5	No	15	2.525	0.6287	0	None	No	0.01	Param.
Combined Radium 226 + 228 (pCi/L)	BGWC-36D	2.056	1.199	5	No	15	1.627	0.632	0	None	No	0.01	Param.
Combined Radium 226 + 228 (pCi/L)	BGWC-37D	3.037	2.229	5	No	12	2.633	0.515	0	None	No	0.01	Param.
Combined Radium 226 + 228 (pCi/L)	BGWC-38D	5.082	3.123	5	No	12	4.103	1.249	0	None	No	0.01	Param.
Combined Radium 226 + 228 (pCi/L)	BGWC-39	1.379	0.6214	5	No	12	1	0.4825	0	None	No	0.01	Param.
Combined Radium 226 + 228 (pCi/L)	BGWC-40	0.915	0.399	5	No	12	0.657	0.3288	0	None	No	0.01	Param.
Combined Radium 226 + 228 (pCi/L)	BGWC-41D	1.94	1.032	5	No	10	1.486	0.5087	0	None	No	0.01	Param.
Combined Radium 226 + 228 (pCi/L)	BGWC-42D	1.37	0.461	5	No	10	0.7545	0.3717	0	None	No	0.011	NP (normality)
Combined Radium 226 + 228 (pCi/L)	BGWC-43D	1.776	1.176	5	No	10	1.476	0.3357	0	None	No	0.01	Param.

Confidence Intervals - All Results

Plant Bowen Client: Southern Company Data: Bowen AP-1 Printed 1/16/2025, 2:00 PM

Constituent	Well	Upper Lim.	Lower Lim.	Compliance	Sig.	N	Mean	Std. Dev.	%NDs	ND Adj.	Transform	Alpha	Method
Combined Radium 226 + 228 (pCi/L)	BGWC-44D	1.167	0.5071	5	No	10	0.8369	0.3697	0	None	No	0.01	Param.
Combined Radium 226 + 228 (pCi/L)	BGWC-49D	3.219	1.919	5	No	8	2.569	0.613	0	None	No	0.01	Param.
Combined Radium 226 + 228 (pCi/L)	BGWC-50D	1.34	0.7109	5	No	8	1.025	0.2967	0	None	No	0.01	Param.
Combined Radium 226 + 228 (pCi/L)	BGWC-51	0.688	0.3592	5	No	10	0.5236	0.1843	0	None	No	0.01	Param.
Combined Radium 226 + 228 (pCi/L)	BGWC-52	1.256	0.3992	5	No	10	0.8274	0.4799	0	None	No	0.01	Param.
Combined Radium 226 + 228 (pCi/L)	BGWC-7	1.627	1.239	5	No	26	1.433	0.3979	0	None	No	0.01	Param.
Combined Radium 226 + 228 (pCi/L)	BGWC-8	0.7829	0.4397	5	No	26	0.6113	0.352	0	None	No	0.01	Param.
Combined Radium 226 + 228 (pCi/L)	BGWC-9	0.9303	0.4991	5	No	25	0.7624	0.4988	0	None	sqrt(x)	0.01	Param.
Fluoride (mg/L)	BGWA-6	0.1	0.06	4	No	24	0.08504	0.02637	62.5	None	No	0.01	NP (NDs)
Fluoride (mg/L)	BGWC-10	0.1009	0.05578	4	No	27	0.102	0.06593	33.33	Kaplan-Meier	x^(1/3)	0.01	Param.
Fluoride (mg/L)	BGWC-12	0.12	0.08	4	No	27	0.1009	0.05741	37.04	None	No	0.01	NP (normality)
Fluoride (mg/L)	BGWC-14A	0.1	0.065	4	No	17	0.08371	0.01802	47.06	None	No	0.01	NP (normality)
Fluoride (mg/L)	BGWC-16	0.1245	0.06245	4	No	27	0.1275	0.105	22.22	Kaplan-Meier	ln(x)	0.01	Param.
Fluoride (mg/L)	BGWC-17	0.18	0.11	4	No	27	0.1807	0.1297	3.704	None	No	0.01	NP (normality)
Fluoride (mg/L)	BGWC-18	0.14	0.06	4	No	27	0.1184	0.09261	33.33	None	No	0.01	NP (normality)
Fluoride (mg/L)	BGWC-19	0.11	0.071	4	No	27	0.1118	0.1034	33.33	None	No	0.01	NP (normality)
Fluoride (mg/L)	BGWC-20	0.1	0.062	4	No	27	0.111	0.1234	40.74	None	No	0.01	NP (normality)
Fluoride (mg/L)	BGWC-21	0.1	0.08	4	No	26	0.08685	0.02456	61.54	None	No	0.01	NP (NDs)
Fluoride (mg/L)	BGWC-22	0.33	0.23	4	No	30	0.3543	0.2665	0	None	No	0.01	NP (normality)
Fluoride (mg/L)	BGWC-23	0.1	0.068	4	No	29	0.1546	0.1964	24.14	None	No	0.01	NP (normality)
Fluoride (mg/L)	BGWC-24	0.65	0.097	4	No	30	0.6992	1.023	6.667	None	No	0.01	NP (normality)
Fluoride (mg/L)	BGWC-25	0.086	0.05446	4	No	27	0.08978	0.03015	48.15	Kaplan-Meier	No	0.01	Param.
Fluoride (mg/L)	BGWC-30	0.24	0.075	4	No	29	0.1903	0.1913	17.24	None	No	0.01	NP (normality)
Fluoride (mg/L)	BGWC-31	0.1	0.051	4	No	15	0.09673	0.01265	93.33	None	No	0.01	NP (NDs)
Fluoride (mg/L)	BGWC-32	0.51	0.12	4	No	17	0.2857	0.3217	0	None	No	0.01	NP (normality)
Fluoride (mg/L)	BGWC-34D	0.1	0.053	4	No	15	0.0838	0.02428	66.67	None	No	0.01	NP (NDs)
Fluoride (mg/L)	BGWC-35D	0.23	0.13	4	No	15	0.222	0.1957	0	None	No	0.01	NP (normality)
Fluoride (mg/L)	BGWC-36D	0.15	0.11	4	No	15	0.1537	0.08792	6.667	None	No	0.01	NP (normality)
Fluoride (mg/L)	BGWC-37D	0.3386	0.1549	4	No	12	0.2533	0.1357	0	None	x^(1/3)	0.01	Param.
Fluoride (mg/L)	BGWC-38D	0.5789	0.2842	4	No	13	0.4315	0.1982	0	None	No	0.01	Param.
Fluoride (mg/L)	BGWC-39	0.1367	0.07773	4	No	13	0.1072	0.03968	7.692	None	No	0.01	Param.
Fluoride (mg/L)	BGWC-40	0.09304	0.06666	4	No	13	0.08546	0.01938	23.08	Kaplan-Meier	No	0.01	Param.
Fluoride (mg/L)	BGWC-41D	0.09662	0.07338	4	No	11	0.08818	0.01474	18.18	Kaplan-Meier	No	0.01	Param.
Fluoride (mg/L)	BGWC-42D	0.6337	0.4613	4	No	12	0.5475	0.1099	0	None	No	0.01	Param.
Fluoride (mg/L)	BGWC-43D	1.053	0.844	4	No	13	0.9485	0.1405	0	None	No	0.01	Param.
Fluoride (mg/L)	BGWC-44D	0.16	0.088	4	No	11	0.1273	0.05691	36.36	None	No	0.006	NP (normality)
Fluoride (mg/L)	BGWC-49D	0.08591	0.05969	4	No	8	0.083	0.01753	37.5	Kaplan-Meier	No	0.01	Param.
Fluoride (mg/L)	BGWC-50D	0.1431	0.06513	4	No	8	0.1041	0.03679	12.5	None	No	0.01	Param.
Fluoride (mg/L)	BGWC-51	0.1634	0.1048	4	No	10	0.1341	0.03282	0	None	No	0.01	Param.
Fluoride (mg/L)	BGWC-52	0.1308	0.08702	4	No	10	0.1089	0.02453	0	None	No	0.01	Param.
Fluoride (mg/L)	BGWC-7	0.1759	0.1284	4	No	27	0.1521	0.0498	3.704	None	No	0.01	Param.
Fluoride (mg/L)	BGWC-8	0.1	0.063	4	No	27	0.07748	0.02852	51.85	None	No	0.01	NP (NDs)
Fluoride (mg/L)	BGWC-9	0.2	0.086	4	No	26	0.1675	0.1367	0	None	No	0.01	NP (normality)
Lead (mg/L)	BGWA-6	0.001	0.00016	0.015	No	22	0.0008341	0.0003606	81.82	None	No	0.01	NP (NDs)
Lead (mg/L)	BGWC-10	0.001	0.00019	0.015	No	24	0.0009304	0.0002359	91.67	None	No	0.01	NP (NDs)
Lead (mg/L)	BGWC-12	0.001	0.0002	0.015	No	24	0.0007353	0.0003959	66.67	None	No	0.01	NP (NDs)
Lead (mg/L)	BGWC-14A	0.001	0.00011	0.015	No	17	0.0007824	0.0004045	76.47	None	No	0.01	NP (NDs)
Lead (mg/L)	BGWC-16	0.001	0.0002	0.015	No	24	0.0006458	0.0004051	54.17	None	No	0.01	NP (NDs)
Lead (mg/L)	BGWC-17	0.001	0.000079	0.015	No	24	0.0009616	0.000188	95.83	None	No	0.01	NP (NDs)
Lead (mg/L)	BGWC-18	0.001	0.0002	0.015	No	24	0.0007405	0.0004137	70.83	None	No	0.01	NP (NDs)
Lead (mg/L)	BGWC-19	0.001	0.0006	0.015	No	24	0.0009091	0.0002604	87.5	None	No	0.01	NP (NDs)
Lead (mg/L)	BGWC-20	0.001	0.0001	0.015	No	24	0.0009243	0.0002565	91.67	None	No	0.01	NP (NDs)
Lead (mg/L)	BGWC-21	0.001	0.000087	0.015	No	23	0.0007167	0.000438	69.57	None	No	0.01	NP (NDs)
Lead (mg/L)	BGWC-22	0.001	0.00033	0.015	No	24	0.0007848	0.0003836	75	None	No	0.01	NP (NDs)
Lead (mg/L)	BGWC-23	0.001	0.00031	0.015	No	24	0.0009354	0.0002202	91.67	None	No	0.01	NP (NDs)

Confidence Intervals - All Results

Plant Bowen Client: Southern Company Data: Bowen AP-1 Printed 1/16/2025, 2:00 PM

Constituent	Well	Upper Lim.	Lower Lim.	Compliance	Sig.	N	Mean	Std. Dev.	%NDs	ND Adj.	Transform	Alpha	Method
Lead (mg/L)	BGWC-24	0.001	0.00059	0.015	No	25	0.0007971	0.0003812	76	None	No	0.01	NP (NDs)
Lead (mg/L)	BGWC-25	0.001	0.0004	0.015	No	24	0.000751	0.0003789	66.67	None	No	0.01	NP (NDs)
Lead (mg/L)	BGWC-30	0.001	0.00017	0.015	No	24	0.0006233	0.0004219	54.17	None	No	0.01	NP (NDs)
Lead (mg/L)	BGWC-31	0.0006454	0.0002266	0.015	No	14	0.0006161	0.0003818	28.57	Kaplan-Meier	No	0.01	Param.
Lead (mg/L)	BGWC-32	0.001	0.00011	0.015	No	14	0.0008701	0.0003302	85.71	Kaplan-Meier	No	0.01	NP (NDs)
Lead (mg/L)	BGWC-34D	0.001	0.000054	0.015	No	14	0.0009324	0.0002528	92.86	Kaplan-Meier	No	0.01	NP (NDs)
Lead (mg/L)	BGWC-35D	0.001	0.00018	0.015	No	14	0.0006578	0.0004155	57.14	None	No	0.01	NP (NDs)
Lead (mg/L)	BGWC-36D	0.001	0.00017	0.015	No	14	0.0007086	0.0003762	57.14	None	No	0.01	NP (NDs)
Lead (mg/L)	BGWC-37D	0.001	0.000082	0.015	No	12	0.0006413	0.0004465	58.33	None	No	0.01	NP (NDs)
Lead (mg/L)	BGWC-38D	0.001	0.00016	0.015	No	12	0.0007308	0.0003985	66.67	None	No	0.01	NP (NDs)
Lead (mg/L)	BGWC-39	0.001	0.0001	0.015	No	12	0.000925	0.0002598	91.67	None	No	0.01	NP (NDs)
Lead (mg/L)	BGWC-40	0.001	0.00014	0.015	No	12	0.0006558	0.000426	58.33	None	No	0.01	NP (NDs)
Lead (mg/L)	BGWC-41D	0.001	0.001	0.015	No	10	0.0009036	0.0003048	90	None	No	0.011	NP (NDs)
Lead (mg/L)	BGWC-42D	0.001	0.000044	0.015	No	10	0.0008085	0.0004037	80	None	No	0.011	NP (NDs)
Lead (mg/L)	BGWC-43D	0.001	0.001	0.015	No	10	0.000912	0.0002783	90	None	No	0.011	NP (NDs)
Lead (mg/L)	BGWC-44D	0.001	0.001	0.015	No	10	0.000917	0.0002625	90	None	No	0.011	NP (NDs)
Lead (mg/L)	BGWC-49D	0.001	0.000044	0.015	No	8	0.0008805	0.000338	87.5	None	No	0.004	NP (NDs)
Lead (mg/L)	BGWC-50D	0.001	0.00014	0.015	No	8	0.0008925	0.0003041	87.5	None	No	0.004	NP (NDs)
Lead (mg/L)	BGWC-51	0.001	0.00016	0.015	No	10	0.000753	0.0003981	70	None	No	0.011	NP (NDs)
Lead (mg/L)	BGWC-52	0.001	0.0001	0.015	No	10	0.0007264	0.0004408	70	None	No	0.011	NP (NDs)
Lead (mg/L)	BGWC-8	0.001	0.0003	0.015	No	24	0.0008621	0.0003166	83.33	None	No	0.01	NP (NDs)
Lead (mg/L)	BGWC-9	0.001	0.0001	0.015	No	23	0.0006638	0.0004371	60.87	None	No	0.01	NP (NDs)
Lithium (mg/L)	BGWA-6	0.03	0.00082	0.04	No	23	0.02873	0.006084	95.65	None	No	0.01	NP (NDs)
Lithium (mg/L)	BGWC-10	0.03	0.00093	0.04	No	26	0.01247	0.01417	38.46	None	No	0.01	NP (normality)
Lithium (mg/L)	BGWC-12	0.03	0.0011	0.04	No	26	0.01448	0.01466	46.15	None	No	0.01	NP (normality)
Lithium (mg/L)	BGWC-14A	0.03	0.00091	0.04	No	17	0.01305	0.01463	41.18	None	No	0.01	NP (normality)
Lithium (mg/L)	BGWC-16	0.03	0.00049	0.04	No	26	0.02886	0.005787	96.15	None	No	0.01	NP (NDs)
Lithium (mg/L)	BGWC-17	0.03	0.00069	0.04	No	26	0.02887	0.005748	96.15	None	No	0.01	NP (NDs)
Lithium (mg/L)	BGWC-20	0.08305	0.02829	0.04	No	9	0.05567	0.02836	0	None	No	0.01	Param.
Lithium (mg/L)	BGWC-22	0.02767	0.01867	0.04	No	26	0.02317	0.009228	0	None	No	0.01	Param.
Lithium (mg/L)	BGWC-23	0.025	0.01508	0.04	No	26	0.02004	0.01017	0	None	No	0.01	Param.
Lithium (mg/L)	BGWC-24	0.0078	0.0057	0.04	No	27	0.007485	0.002933	11.11	None	No	0.01	NP (normality)
Lithium (mg/L)	BGWC-30	0.0169	0.0014	0.04	No	26	0.008775	0.007696	11.54	None	No	0.01	NP (normality)
Lithium (mg/L)	BGWC-34D	0.03	0.00098	0.04	No	15	0.02611	0.01026	86.67	None	No	0.01	NP (NDs)
Lithium (mg/L)	BGWC-35D	0.01925	0.01181	0.04	No	15	0.01553	0.00549	0	None	No	0.01	Param.
Lithium (mg/L)	BGWC-36D	0.0044	0.0012	0.04	No	15	0.003653	0.004685	13.33	None	No	0.01	NP (normality)
Lithium (mg/L)	BGWC-37D	0.01448	0.002681	0.04	No	11	0.01058	0.01306	0	None	ln(x)	0.01	Param.
Lithium (mg/L)	BGWC-38D	0.0145	0.005118	0.04	No	12	0.009808	0.005977	8.333	None	No	0.01	Param.
Lithium (mg/L)	BGWC-39	0.005276	0.003341	0.04	No	12	0.004308	0.001233	0	None	No	0.01	Param.
Lithium (mg/L)	BGWC-40	0.03	0.00084	0.04	No	11	0.01941	0.0147	63.64	None	No	0.006	NP (NDs)
Lithium (mg/L)	BGWC-41D	0.0024	0.0017	0.04	No	10	0.003162	0.004178	10	None	No	0.011	NP (normality)
Lithium (mg/L)	BGWC-42D	0.03	0.0012	0.04	No	9	0.008022	0.01246	22.22	None	No	0.002	NP (normality)
Lithium (mg/L)	BGWC-43D	0.02716	0.01884	0.04	No	10	0.023	0.004667	0	None	No	0.01	Param.
Lithium (mg/L)	BGWC-44D	0.005271	0.002629	0.04	No	10	0.00395	0.00148	0	None	No	0.01	Param.
Lithium (mg/L)	BGWC-49D	0.00869	0.004885	0.04	No	8	0.006788	0.001795	0	None	No	0.01	Param.
Lithium (mg/L)	BGWC-50D	0.03	0.0015	0.04	No	8	0.01941	0.01461	62.5	None	No	0.004	NP (NDs)
Lithium (mg/L)	BGWC-51	0.03	0.0015	0.04	No	10	0.01878	0.0145	60	None	No	0.011	NP (NDs)
Lithium (mg/L)	BGWC-52	0.003507	0.001235	0.04	No	10	0.01086	0.01325	30	Kaplan-Meier	ln(x)	0.01	Param.
Lithium (mg/L)	BGWC-7	0.009074	0.00734	0.04	No	26	0.008277	0.00189	3.846	None	sqrt(x)	0.01	Param.
Lithium (mg/L)	BGWC-8	0.03	0.001	0.04	No	26	0.02888	0.005687	96.15	None	No	0.01	NP (NDs)
Lithium (mg/L)	BGWC-9	0.03	0.0013	0.04	No	25	0.01059	0.01359	32	None	No	0.01	NP (normality)
Mercury (mg/L)	BGWA-6	0.0002	0.000084	0.002	No	22	0.0001947	0.00002473	95.45	None	No	0.01	NP (NDs)
Mercury (mg/L)	BGWC-10	0.0002	0.00018	0.002	No	24	0.0001887	0.00003637	87.5	None	No	0.01	NP (NDs)
Mercury (mg/L)	BGWC-12	0.0002	0.00013	0.002	No	24	0.000187	0.00003672	87.5	None	No	0.01	NP (NDs)
Mercury (mg/L)	BGWC-14A	0.0002	0.00016	0.002	No	17	0.0001947	0.00001505	88.24	None	No	0.01	NP (NDs)

Confidence Intervals - All Results

Plant Bowen Client: Southern Company Data: Bowen AP-1 Printed 1/16/2025, 2:00 PM

Constituent	Well	Upper Lim.	Lower Lim.	Compliance	Sig.	N	Mean	Std. Dev.	%NDs	ND Adj.	Transform	Alpha	Method
Mercury (mg/L)	BGWC-16	0.0002	0.00015	0.002	No	24	0.0001937	0.00002279	87.5	None	No	0.01	NP (NDs)
Mercury (mg/L)	BGWC-17	0.000227	0.0001487	0.002	No	24	0.0002171	0.00006887	16.67	Kaplan-Meier	No	0.01	Param.
Mercury (mg/L)	BGWC-18	0.0002	0.000079	0.002	No	24	0.000195	0.0000247	95.83	Kaplan-Meier	No	0.01	NP (NDs)
Mercury (mg/L)	BGWC-19	0.0002	0.00018	0.002	No	24	0.0001879	0.00003833	87.5	Kaplan-Meier	No	0.01	NP (NDs)
Mercury (mg/L)	BGWC-20	0.0002	0.000066	0.002	No	24	0.0001944	0.00002735	95.83	Kaplan-Meier	No	0.01	NP (NDs)
Mercury (mg/L)	BGWC-21	0.00021	0.0002	0.002	No	23	0.0002004	0.000002085	95.65	None	No	0.01	NP (NDs)
Mercury (mg/L)	BGWC-22	0.0002	0.000092	0.002	No	24	0.0001889	0.00003827	91.67	None	No	0.01	NP (NDs)
Mercury (mg/L)	BGWC-23	0.0002	0.00013	0.002	No	24	0.0001843	0.00004465	87.5	None	No	0.01	NP (NDs)
Mercury (mg/L)	BGWC-24	0.0009509	0.0001807	0.002	No	25	0.00103	0.001384	16	Kaplan-Meier	x^(1/3)	0.01	Param.
Mercury (mg/L)	BGWC-25	0.0002	0.00015	0.002	No	24	0.0001915	0.00003243	91.67	Kaplan-Meier	No	0.01	NP (NDs)
Mercury (mg/L)	BGWC-30	0.0002	0.000091	0.002	No	24	0.0001588	0.00006105	66.67	Kaplan-Meier	No	0.01	NP (NDs)
Mercury (mg/L)	BGWC-31	0.0002	0.00015	0.002	No	14	0.0001921	0.00002007	85.71	Kaplan-Meier	No	0.01	NP (NDs)
Mercury (mg/L)	BGWC-34D	0.0002	0.00016	0.002	No	14	0.0001929	0.00001858	85.71	Kaplan-Meier	No	0.01	NP (NDs)
Mercury (mg/L)	BGWC-35D	0.0002	0.00016	0.002	No	14	0.0001929	0.00001858	85.71	Kaplan-Meier	No	0.01	NP (NDs)
Mercury (mg/L)	BGWC-36D	0.0002	0.00018	0.002	No	14	0.0001957	0.00001158	85.71	None	No	0.01	NP (NDs)
Mercury (mg/L)	BGWC-38D	0.00028	0.00012	0.002	No	12	0.0002225	0.0001182	66.67	None	No	0.01	NP (NDs)
Mercury (mg/L)	BGWC-39	0.0002	0.00015	0.002	No	12	0.0001958	0.00001443	91.67	None	No	0.01	NP (NDs)
Mercury (mg/L)	BGWC-41D	0.0002	0.0002	0.002	No	10	0.000198	0.000006325	90	None	No	0.011	NP (NDs)
Mercury (mg/L)	BGWC-43D	0.0002	0.0002	0.002	No	10	0.000195	0.00001581	90	None	No	0.011	NP (NDs)
Mercury (mg/L)	BGWC-44D	0.0002	0.0002	0.002	No	10	0.000197	0.000009487	90	None	No	0.011	NP (NDs)
Mercury (mg/L)	BGWC-51	0.0033	0.0002	0.002	No	10	0.001252	0.001584	30	None	No	0.011	NP (normality)
Mercury (mg/L)	BGWC-52	0.0002	0.00019	0.002	No	10	0.000197	0.000006749	80	None	No	0.011	NP (NDs)
Mercury (mg/L)	BGWC-7	0.0002	0.000053	0.002	No	24	0.0001939	0.00003001	95.83	None	No	0.01	NP (NDs)
Mercury (mg/L)	BGWC-8	0.0002	0.00016	0.002	No	24	0.000194	0.00002222	91.67	None	No	0.01	NP (NDs)
Mercury (mg/L)	BGWC-9	0.0002	0.00016	0.002	No	23	0.00019	0.00002908	86.96	None	No	0.01	NP (NDs)
Molybdenum (mg/L)	BGWA-6	0.01	0.001	0.1	No	23	0.008778	0.003228	86.96	None	No	0.01	NP (NDs)
Molybdenum (mg/L)	BGWC-10	0.003687	0.002963	0.1	No	26	0.003392	0.0008694	0	None	ln(x)	0.01	Param.
Molybdenum (mg/L)	BGWC-14A	0.0045	0.0013	0.1	No	17	0.003179	0.003343	17.65	None	No	0.01	NP (normality)
Molybdenum (mg/L)	BGWC-19	0.01	0.00023	0.1	No	26	0.009624	0.001916	96.15	None	No	0.01	NP (NDs)
Molybdenum (mg/L)	BGWC-20	0.026	0.013	0.1	No	26	0.02227	0.01503	0	None	No	0.01	NP (normality)
Molybdenum (mg/L)	BGWC-21	0.002792	0.001752	0.1	No	25	0.004148	0.003152	20	Kaplan-Meier	ln(x)	0.01	Param.
Molybdenum (mg/L)	BGWC-22	0.05498	0.04239	0.1	No	29	0.04968	0.01426	0	None	x^(1/3)	0.01	Param.
Molybdenum (mg/L)	BGWC-23	0.01239	0.01052	0.1	No	28	0.01103	0.002544	0	None	x^3	0.01	Param.
Molybdenum (mg/L)	BGWC-24	0.01	0.0026	0.1	No	29	0.006643	0.003942	55.17	None	No	0.01	NP (NDs)
Molybdenum (mg/L)	BGWC-25	0.01	0.0039	0.1	No	26	0.007825	0.003437	69.23	None	No	0.01	NP (NDs)
Molybdenum (mg/L)	BGWC-30	0.0112	0.00526	0.1	No	28	0.009175	0.006812	0	None	sqrt(x)	0.01	Param.
Molybdenum (mg/L)	BGWC-31	0.01	0.00033	0.1	No	15	0.009355	0.002497	93.33	None	No	0.01	NP (NDs)
Molybdenum (mg/L)	BGWC-32	0.004056	0.003357	0.1	No	16	0.003706	0.0005372	0	None	No	0.01	Param.
Molybdenum (mg/L)	BGWC-34D	0.0021	0.00094	0.1	No	15	0.001353	0.001051	6.667	None	No	0.01	NP (normality)
Molybdenum (mg/L)	BGWC-35D	0.03603	0.02935	0.1	No	16	0.03269	0.005134	0	None	No	0.01	Param.
Molybdenum (mg/L)	BGWC-36D	0.01265	0.008247	0.1	No	16	0.01045	0.003385	0	None	No	0.01	Param.
Molybdenum (mg/L)	BGWC-37D	0.01978	0.0108	0.1	No	13	0.01592	0.008034	0	None	ln(x)	0.01	Param.
Molybdenum (mg/L)	BGWC-38D	0.1146	0.07029	0.1	No	14	0.09243	0.03126	0	None	No	0.01	Param.
Molybdenum (mg/L)	BGWC-39	0.007053	0.003414	0.1	No	12	0.005233	0.002319	0	None	No	0.01	Param.
Molybdenum (mg/L)	BGWC-40	0.01	0.0012	0.1	No	12	0.007774	0.00403	75	None	No	0.01	NP (NDs)
Molybdenum (mg/L)	BGWC-41D	0.0119	0.007282	0.1	No	11	0.009591	0.002771	9.091	None	No	0.01	Param.
Molybdenum (mg/L)	BGWC-42D	0.01627	0.006912	0.1	No	12	0.01159	0.005964	0	None	No	0.01	Param.
Molybdenum (mg/L)	**BGWC-43D**	**0.1944**	**0.1333**	**0.1**	**Yes**	**13**	**0.1638**	**0.04114**	**0**	**None**	**No**	**0.01**	**Param.**
Molybdenum (mg/L)	BGWC-44D	0.00791	0.001617	0.1	No	11	0.004764	0.003776	9.091	None	No	0.01	Param.
Molybdenum (mg/L)	BGWC-49D	0.006801	0.004649	0.1	No	8	0.005725	0.001015	0	None	No	0.01	Param.
Molybdenum (mg/L)	BGWC-50D	0.005288	0.002012	0.1	No	8	0.00365	0.001546	0	None	No	0.01	Param.
Molybdenum (mg/L)	BGWC-51	0.01	0.01	0.1	No	10	0.00927	0.002308	90	None	No	0.011	NP (NDs)
Molybdenum (mg/L)	BGWC-52	0.0058	0.0038	0.1	No	10	0.00468	0.00159	0	None	No	0.011	NP (normality)
Molybdenum (mg/L)	BGWC-7	0.011	0.0098	0.1	No	26	0.01035	0.002352	0	None	No	0.01	NP (normality)
Molybdenum (mg/L)	BGWC-8	0.01	0.0013	0.1	No	26	0.004827	0.004012	34.62	None	No	0.01	NP (normality)

Confidence Intervals - All Results

Plant Bowen Client: Southern Company Data: Bowen AP-1 Printed 1/16/2025, 2:00 PM

Constituent	Well	Upper Lim.	Lower Lim.	Compliance	Sig.	N	Mean	Std. Dev.	%NDs	ND Adj.	Transform	Alpha	Method
Molybdenum (mg/L)	BGWC-9	0.003264	0.002624	0.1	No	25	0.002944	0.000641	0	None	No	0.01	Param.
Selenium (mg/L)	BGWA-6	0.005	0.0032	0.05	No	22	0.004705	0.001054	90.91	None	No	0.01	NP (NDs)
Selenium (mg/L)	BGWC-12	0.005	0.0004	0.05	No	24	0.004808	0.000939	95.83	None	No	0.01	NP (NDs)
Selenium (mg/L)	BGWC-14A	0.005	0.0014	0.05	No	17	0.004788	0.0008731	94.12	None	No	0.01	NP (NDs)
Selenium (mg/L)	BGWC-16	0.005	0.0018	0.05	No	24	0.003462	0.001664	50	None	No	0.01	NP (normality)
Selenium (mg/L)	BGWC-17	0.005	0.0022	0.05	No	24	0.004361	0.001486	83.33	None	No	0.01	NP (NDs)
Selenium (mg/L)	BGWC-18	0.005	0.0024	0.05	No	24	0.004454	0.001271	83.33	None	No	0.01	NP (NDs)
Selenium (mg/L)	BGWC-19	0.005	0.0013	0.05	No	24	0.004317	0.001569	83.33	None	No	0.01	NP (NDs)
Selenium (mg/L)	BGWC-20	0.005	0.0037	0.05	No	24	0.004946	0.0002654	95.83	None	No	0.01	NP (NDs)
Selenium (mg/L)	BGWC-21	0.005	0.001	0.05	No	23	0.004614	0.001286	91.3	None	No	0.01	NP (NDs)
Selenium (mg/L)	BGWC-22	0.005	0.0026	0.05	No	24	0.004621	0.002069	75	None	No	0.01	NP (NDs)
Selenium (mg/L)	BGWC-23	0.0176	0.002	0.05	No	24	0.005271	0.002763	87.5	None	No	0.01	NP (NDs)
Selenium (mg/L)	BGWC-24	0.008853	0.004007	0.05	No	25	0.008348	0.008246	12	None	ln(x)	0.01	Param.
Selenium (mg/L)	BGWC-30	0.009369	0.005939	0.05	No	24	0.007654	0.003361	8.333	None	No	0.01	Param.
Selenium (mg/L)	BGWC-31	0.005	0.00008	0.05	No	14	0.004649	0.001315	92.86	None	No	0.01	NP (NDs)
Selenium (mg/L)	BGWC-32	0.005	0.00015	0.05	No	14	0.004654	0.001296	92.86	None	No	0.01	NP (NDs)
Selenium (mg/L)	BGWC-34D	0.005	0.0001	0.05	No	14	0.00465	0.00131	92.86	None	No	0.01	NP (NDs)
Selenium (mg/L)	BGWC-36D	0.01231	0.007299	0.05	No	14	0.009807	0.00354	0	None	No	0.01	Param.
Selenium (mg/L)	BGWC-38D	0.005	0.003	0.05	No	12	0.004433	0.001015	58.33	None	No	0.01	NP (NDs)
Selenium (mg/L)	BGWC-39	0.005	0.002	0.05	No	12	0.0045	0.001168	83.33	None	No	0.01	NP (NDs)
Selenium (mg/L)	BGWC-40	0.009418	0.005332	0.05	No	12	0.007375	0.002604	0	None	No	0.01	Param.
Selenium (mg/L)	BGWC-41D	0.005	0.0016	0.05	No	10	0.00398	0.001642	70	None	No	0.011	NP (NDs)
Selenium (mg/L)	BGWC-42D	0.005	0.0027	0.05	No	10	0.00449	0.001082	80	None	No	0.011	NP (NDs)
Selenium (mg/L)	BGWC-43D	0.005	0.0028	0.05	No	10	0.00443	0.001408	70	None	No	0.011	NP (NDs)
Selenium (mg/L)	BGWC-51	0.01194	0.004498	0.05	No	10	0.00822	0.004172	0	None	No	0.01	Param.
Selenium (mg/L)	BGWC-52	0.005	0.0016	0.05	No	10	0.00359	0.001631	50	None	No	0.011	NP (normality)
Selenium (mg/L)	BGWC-8	0.005	0.00015	0.05	No	24	0.004592	0.001384	91.67	None	No	0.01	NP (NDs)
Selenium (mg/L)	BGWC-9	0.005	0.0014	0.05	No	23	0.003022	0.001962	47.83	None	No	0.01	NP (normality)
Thallium (mg/L)	BGWA-6	0.001	0.00007	0.002	No	23	0.0006055	0.0004614	56.52	None	No	0.01	NP (NDs)
Thallium (mg/L)	BGWC-12	0.001	0.00009	0.002	No	26	0.0008224	0.0003713	80.77	None	No	0.01	NP (NDs)
Thallium (mg/L)	BGWC-14A	0.0005235	0.0002977	0.002	No	17	0.0004106	0.0001802	0	None	No	0.01	Param.
Thallium (mg/L)	BGWC-16	0.00025	0.0002	0.002	No	26	0.0002465	0.00008084	7.692	None	No	0.01	NP (normality)
Thallium (mg/L)	BGWC-17	0.001	0.00009	0.002	No	26	0.0006562	0.0004452	61.54	None	No	0.01	NP (NDs)
Thallium (mg/L)	BGWC-18	0.001	0.00019	0.002	No	26	0.0008611	0.0003329	84.62	None	No	0.01	NP (NDs)
Thallium (mg/L)	BGWC-19	0.001	0.00021	0.002	No	26	0.0007567	0.0004095	73.08	None	No	0.01	NP (NDs)
Thallium (mg/L)	BGWC-20	0.001	0.00025	0.002	No	26	0.0009404	0.0002107	92.31	None	No	0.01	NP (NDs)
Thallium (mg/L)	BGWC-22	0.0008457	0.0006443	0.002	No	26	0.000745	0.0002067	0	None	No	0.01	Param.
Thallium (mg/L)	BGWC-23	0.001	0.00039	0.002	No	26	0.000765	0.000349	65.38	None	No	0.01	NP (NDs)
Thallium (mg/L)	BGWC-24	0.0005191	0.0003678	0.002	No	27	0.000573	0.000247	18.52	Kaplan-Meier	sqrt(x)	0.01	Param.
Thallium (mg/L)	BGWC-30	0.001	0.00034	0.002	No	26	0.0006652	0.0003285	34.62	None	No	0.01	NP (normality)
Thallium (mg/L)	BGWC-32	0.001	0.00014	0.002	No	15	0.0005623	0.0004317	46.67	None	No	0.01	NP (normality)
Thallium (mg/L)	BGWC-34D	0.001	0.000089	0.002	No	15	0.0009393	0.0002352	93.33	None	No	0.01	NP (NDs)
Thallium (mg/L)	BGWC-35D	0.001	0.00022	0.002	No	15	0.0007805	0.0003787	73.33	None	No	0.01	NP (NDs)
Thallium (mg/L)	BGWC-36D	0.001	0.00018	0.002	No	15	0.0004207	0.0003663	26.67	None	No	0.01	NP (normality)
Thallium (mg/L)	BGWC-37D	0.001	0.00048	0.002	No	12	0.0009567	0.0001501	91.67	None	No	0.01	NP (NDs)
Thallium (mg/L)	BGWC-38D	0.0027	0.00018	0.002	No	12	0.0009405	0.0006573	58.33	None	No	0.01	NP (NDs)
Thallium (mg/L)	BGWC-39	0.001	0.00017	0.002	No	12	0.0006	0.0004193	50	None	No	0.01	NP (normality)
Thallium (mg/L)	BGWC-40	0.001	0.00014	0.002	No	12	0.0009283	0.0002483	91.67	None	No	0.01	NP (NDs)
Thallium (mg/L)	BGWC-43D	0.003492	0.001508	0.002	No	11	0.0025	0.001191	0	None	No	0.01	Param.
Thallium (mg/L)	BGWC-51	0.001	0.0004	0.002	No	10	0.00086	0.0002989	80	None	No	0.011	NP (NDs)
Thallium (mg/L)	BGWC-52	0.001	0.00023	0.002	No	10	0.000588	0.0003628	40	None	No	0.011	NP (normality)
Thallium (mg/L)	BGWC-7	0.001	0.00023	0.002	No	26	0.0007024	0.0004019	61.54	None	No	0.01	NP (NDs)
Thallium (mg/L)	BGWC-9	0.001	0.00022	0.002	No	25	0.0008338	0.0003402	80	None	No	0.01	NP (NDs)

Sanitas™ v.10.0.24 Software licensed to Groundwater Stats Consulting. UG

Non-Parametric Confidence Interval

Compliance Limit is not exceeded. Per-well alpha = 0.01.

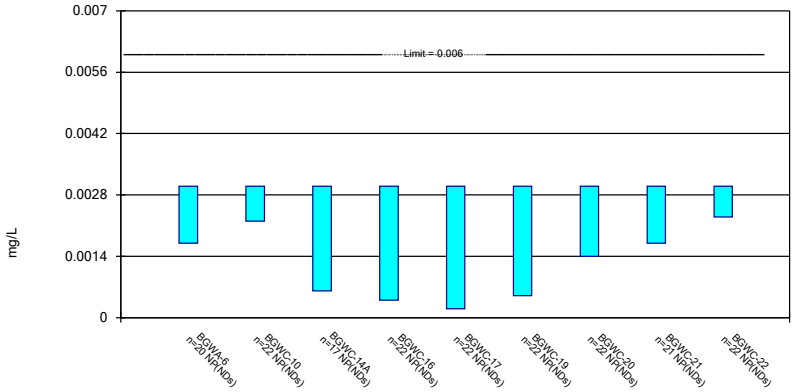

Constituent: Antimony Analysis Run 1/16/2025 1:54 PM View: Appendix IV
Plant Bowen Client: Southern Company Data: Bowen AP-1

Sanitas™ v.10.0.24 Software licensed to Groundwater Stats Consulting. UG

Non-Parametric Confidence Interval

Compliance Limit is not exceeded. Per-well alpha = 0.01.

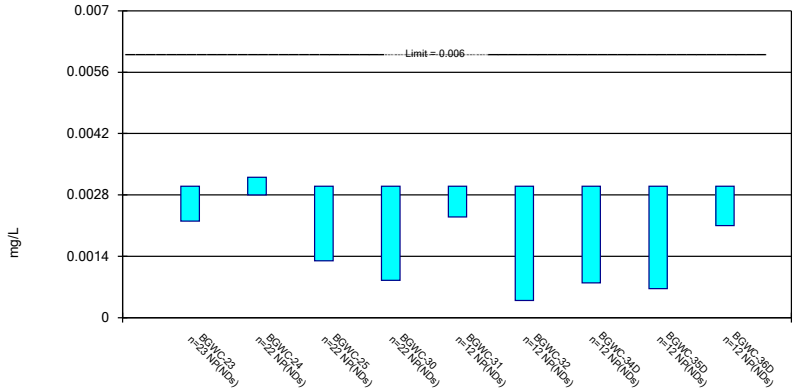

Constituent: Antimony Analysis Run 1/16/2025 1:54 PM View: Appendix IV
Plant Bowen Client: Southern Company Data: Bowen AP-1

Sanitas™ v.10.0.24 Software licensed to Groundwater Stats Consulting. UG

Parametric and Non-Parametric (NP) Confidence Interval

Compliance Limit is not exceeded. Per-well alpha = 0.01 except as noted. Normality Test: Shapiro Wilk, alpha based on n.

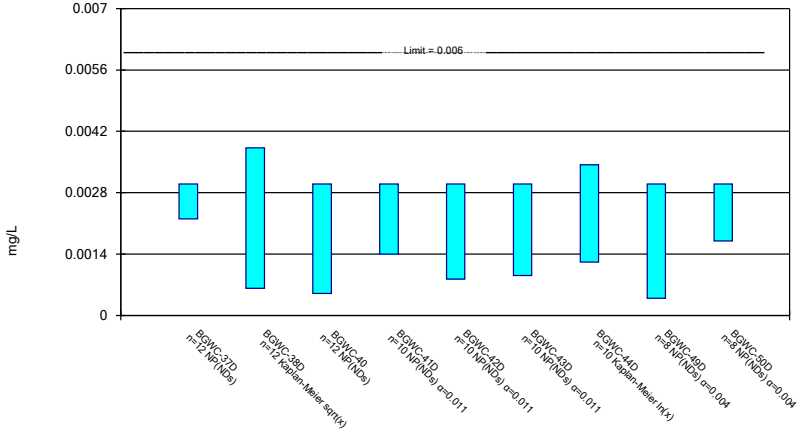

Constituent: Antimony Analysis Run 1/16/2025 1:55 PM View: Appendix IV
Plant Bowen Client: Southern Company Data: Bowen AP-1

Sanitas™ v.10.0.24 Software licensed to Groundwater Stats Consulting. UG

Non-Parametric Confidence Interval

Compliance Limit is not exceeded. Per-well alpha = 0.01 except as noted.

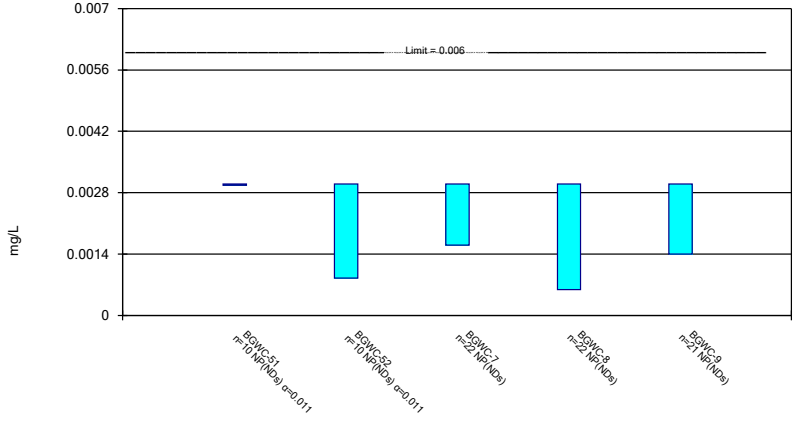

Constituent: Antimony Analysis Run 1/16/2025 1:55 PM View: Appendix IV
Plant Bowen Client: Southern Company Data: Bowen AP-1

Sanitas™ v.10.0.24 Software licensed to Groundwater Stats Consulting. UG

Parametric and Non-Parametric (NP) Confidence Interval

Compliance Limit is not exceeded. Per-well alpha = 0.01. Normality Test: Shapiro Wilk, alpha based on n.

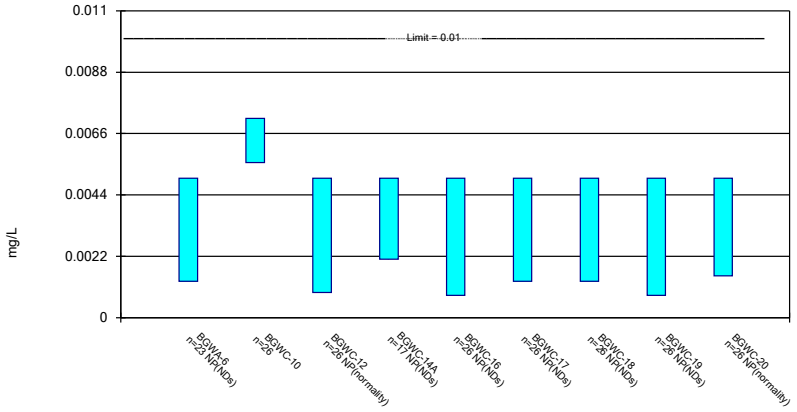

Constituent: Arsenic Analysis Run 1/16/2025 1:55 PM View: Appendix IV
Plant Bowen Client: Southern Company Data: Bowen AP-1

Sanitas™ v.10.0.24 Software licensed to Groundwater Stats Consulting. UG

Parametric and Non-Parametric (NP) Confidence Interval

Compliance limit is exceeded.* Per-well alpha = 0.01. Normality Test: Shapiro Wilk, alpha based on n.

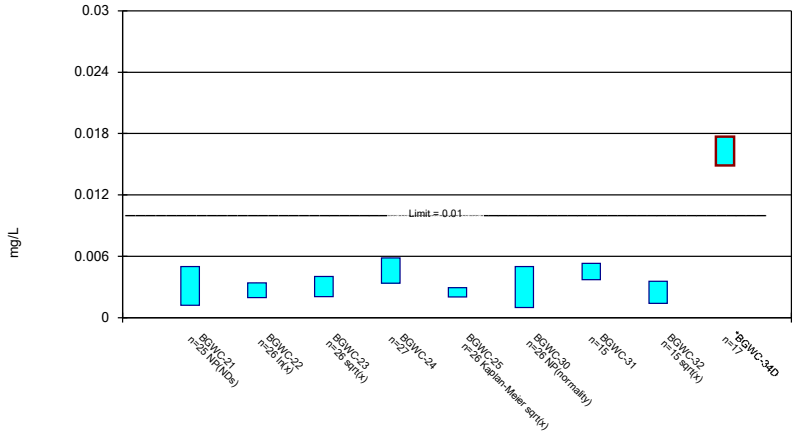

Constituent: Arsenic Analysis Run 1/16/2025 1:55 PM View: Appendix IV
Plant Bowen Client: Southern Company Data: Bowen AP-1

Sanitas™ v.10.0.24 Software licensed to Groundwater Stats Consulting. UG

Parametric Confidence Interval

Compliance Limit is not exceeded. Per-well alpha = 0.01. Normality Test: Shapiro Wilk, alpha based on n.

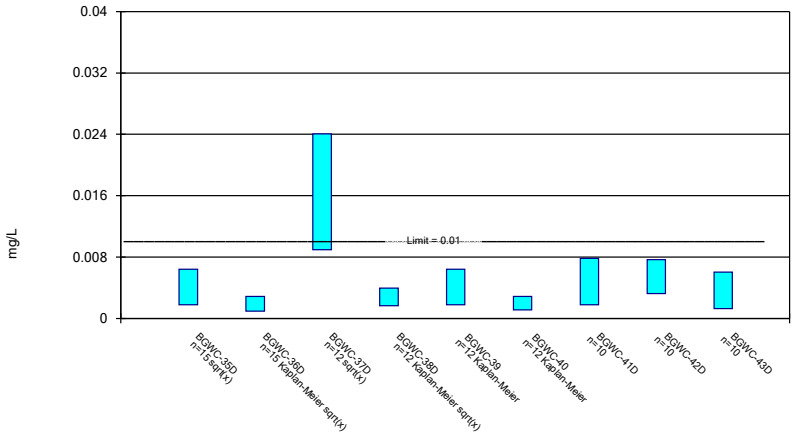

Constituent: Arsenic Analysis Run 1/16/2025 1:55 PM View: Appendix IV
Plant Bowen Client: Southern Company Data: Bowen AP-1

Sanitas™ v.10.0.24 Software licensed to Groundwater Stats Consulting. UG

Parametric and Non-Parametric (NP) Confidence Interval

Compliance Limit is not exceeded. Per-well alpha = 0.01 except as noted. Normality Test: Shapiro Wilk, alpha based on n.

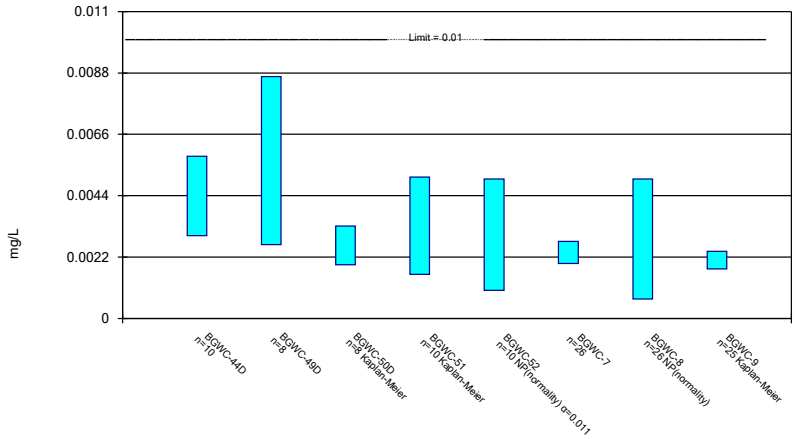

Constituent: Arsenic Analysis Run 1/16/2025 1:55 PM View: Appendix IV
Plant Bowen Client: Southern Company Data: Bowen AP-1

Sanitas™ v.10.0.24 Software licensed to Groundwater Stats Consulting. UG

Parametric and Non-Parametric (NP) Confidence Interval

Compliance Limit is not exceeded. Per-well alpha = 0.01. Normality Test: Shapiro Wilk, alpha based on n.

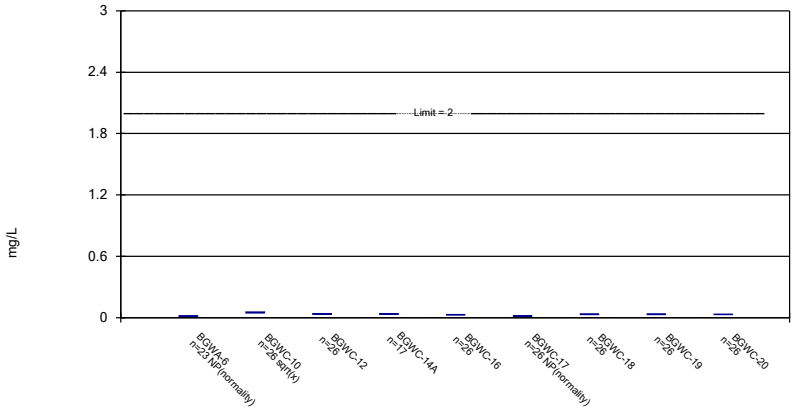

Constituent: Barium Analysis Run 1/16/2025 1:55 PM View: Appendix IV
Plant Bowen Client: Southern Company Data: Bowen AP-1

Sanitas™ v.10.0.24 Software licensed to Groundwater Stats Consulting. UG

Parametric Confidence Interval

Compliance Limit is not exceeded. Per-well alpha = 0.01. Normality Test: Shapiro Wilk, alpha based on n.

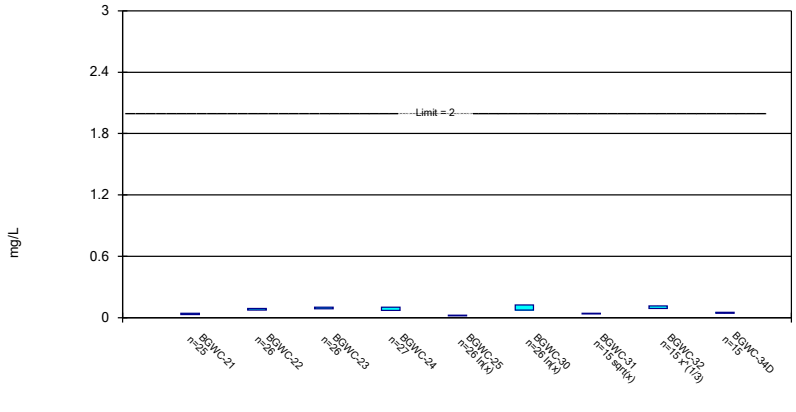

Constituent: Barium Analysis Run 1/16/2025 1:55 PM View: Appendix IV
Plant Bowen Client: Southern Company Data: Bowen AP-1

Sanitas™ v.10.0.24 Software licensed to Groundwater Stats Consulting. UG

Parametric and Non-Parametric (NP) Confidence Interval

Compliance Limit is not exceeded. Per-well alpha = 0.01. Normality Test: Shapiro Wilk, alpha based on n.

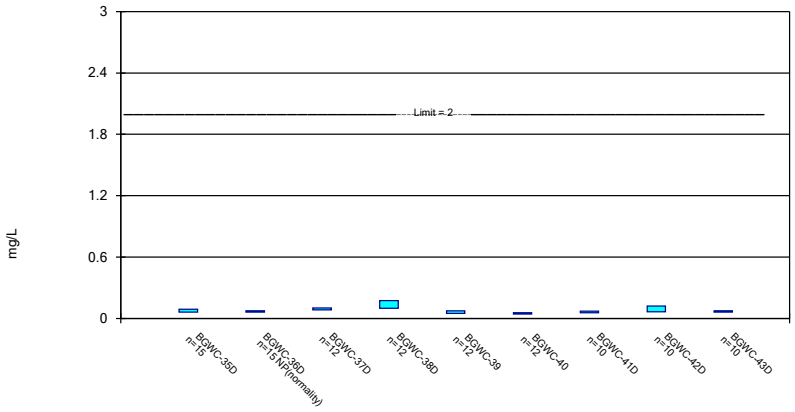

Constituent: Barium Analysis Run 1/16/2025 1:55 PM View: Appendix IV
Plant Bowen Client: Southern Company Data: Bowen AP-1

Sanitas™ v.10.0.24 Software licensed to Groundwater Stats Consulting. UG

Parametric and Non-Parametric (NP) Confidence Interval

Compliance Limit is not exceeded. Per-well alpha = 0.01 except as noted. Normality Test: Shapiro Wilk, alpha based on n.

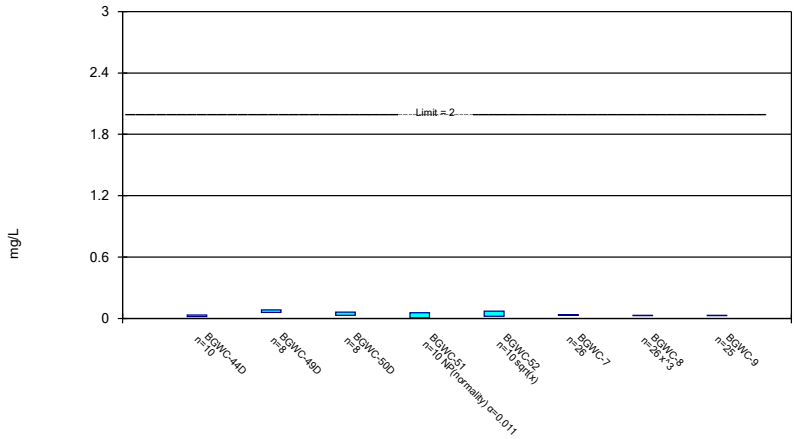

Constituent: Barium Analysis Run 1/16/2025 1:55 PM View: Appendix IV
Plant Bowen Client: Southern Company Data: Bowen AP-1

Sanitas™ v.10.0.24 Software licensed to Groundwater Stats Consulting. UG

Non-Parametric Confidence Interval

Compliance Limit is not exceeded. Per-well alpha = 0.01.

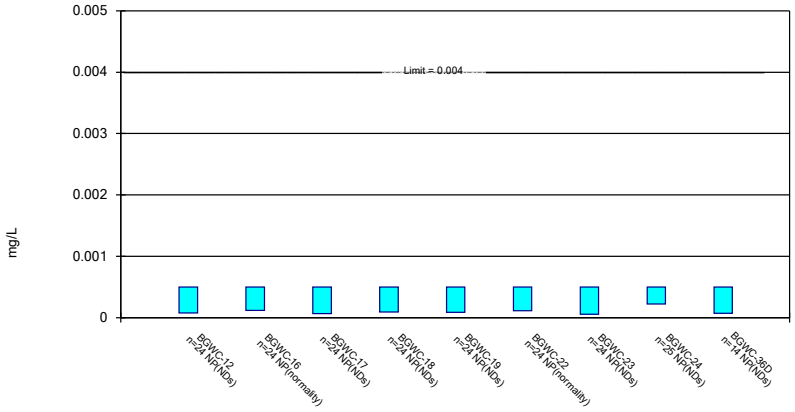

Constituent: Beryllium Analysis Run 1/16/2025 1:55 PM View: Appendix IV
Plant Bowen Client: Southern Company Data: Bowen AP-1

Sanitas™ v.10.0.24 Software licensed to Groundwater Stats Consulting. UG

Non-Parametric Confidence Interval

Compliance Limit is not exceeded. Per-well alpha = 0.01 except as noted.

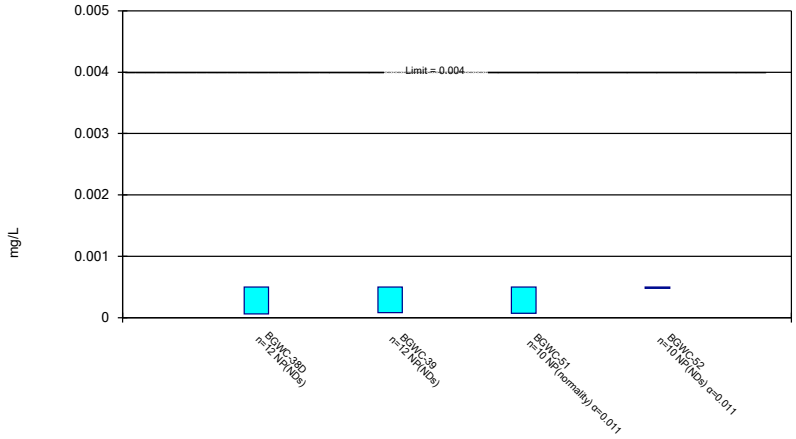

Constituent: Beryllium Analysis Run 1/16/2025 1:55 PM View: Appendix IV
Plant Bowen Client: Southern Company Data: Bowen AP-1

Sanitas™ v.10.0.24 Software licensed to Groundwater Stats Consulting. UG

Parametric and Non-Parametric (NP) Confidence Interval

Compliance Limit is not exceeded. Per-well alpha = 0.01. Normality Test: Shapiro Wilk, alpha based on n.

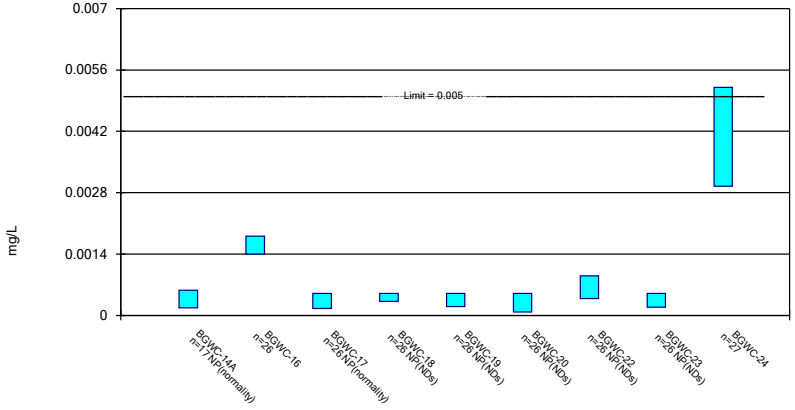

Constituent: Cadmium Analysis Run 1/16/2025 1:55 PM View: Appendix IV
Plant Bowen Client: Southern Company Data: Bowen AP-1

Sanitas™ v.10.0.24 Software licensed to Groundwater Stats Consulting. UG

Parametric and Non-Parametric (NP) Confidence Interval

Compliance Limit is not exceeded. Per-well alpha = 0.01 except as noted. Normality Test: Shapiro Wilk, alpha based on n.

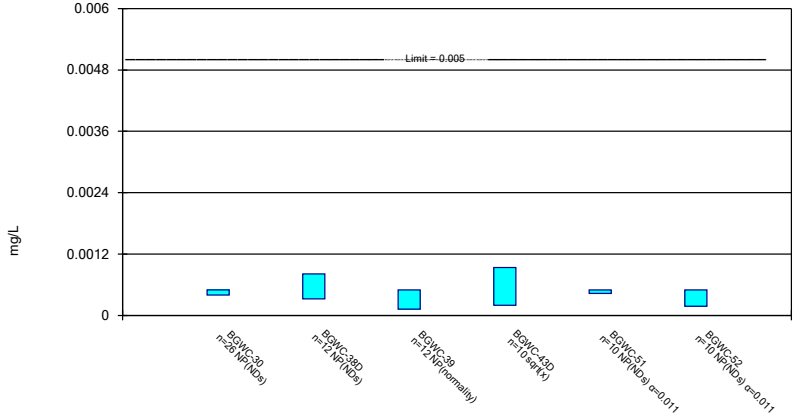

Constituent: Cadmium Analysis Run 1/16/2025 1:55 PM View: Appendix IV
Plant Bowen Client: Southern Company Data: Bowen AP-1

Sanitas™ v.10.0.24 Software licensed to Groundwater Stats Consulting. UG

Non-Parametric Confidence Interval

Compliance Limit is not exceeded. Per-well alpha = 0.01.

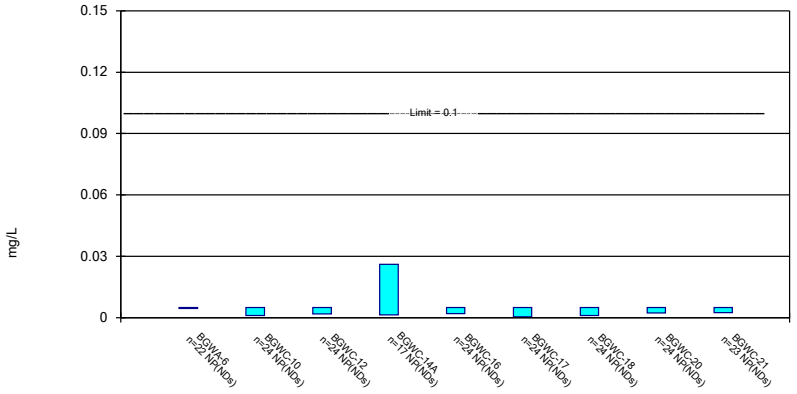

Constituent: Chromium Analysis Run 1/16/2025 1:55 PM View: Appendix IV

Plant Bowen Client: Southern Company Data: Bowen AP-1

Sanitas™ v.10.0.24 Software licensed to Groundwater Stats Consulting. UG

Non-Parametric Confidence Interval

Compliance Limit is not exceeded. Per-well alpha = 0.01.

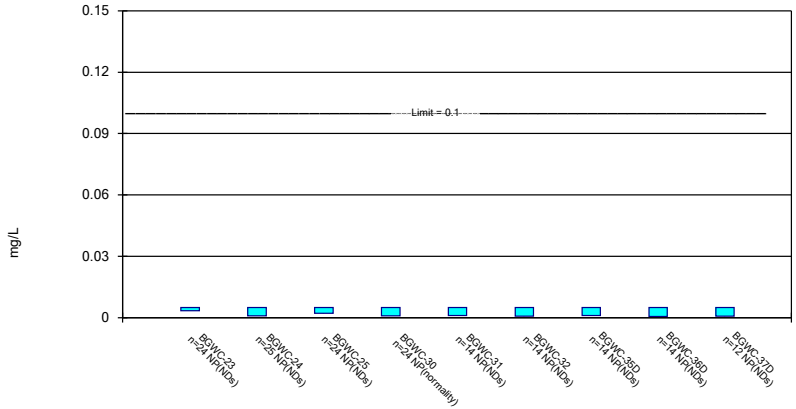

Constituent: Chromium Analysis Run 1/16/2025 1:55 PM View: Appendix IV

Plant Bowen Client: Southern Company Data: Bowen AP-1

Sanitas™ v.10.0.24 Software licensed to Groundwater Stats Consulting. UG

Non-Parametric Confidence Interval

Compliance Limit is not exceeded. Per-well alpha = 0.01 except as noted.

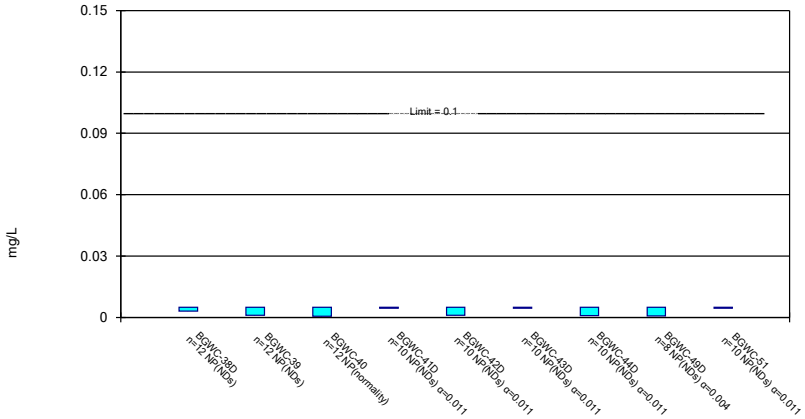

Constituent: Chromium Analysis Run 1/16/2025 1:55 PM View: Appendix IV

Plant Bowen Client: Southern Company Data: Bowen AP-1

Sanitas™ v.10.0.24 Software licensed to Groundwater Stats Consulting. UG

Non-Parametric Confidence Interval

Compliance Limit is not exceeded. Per-well alpha = 0.01 except as noted.

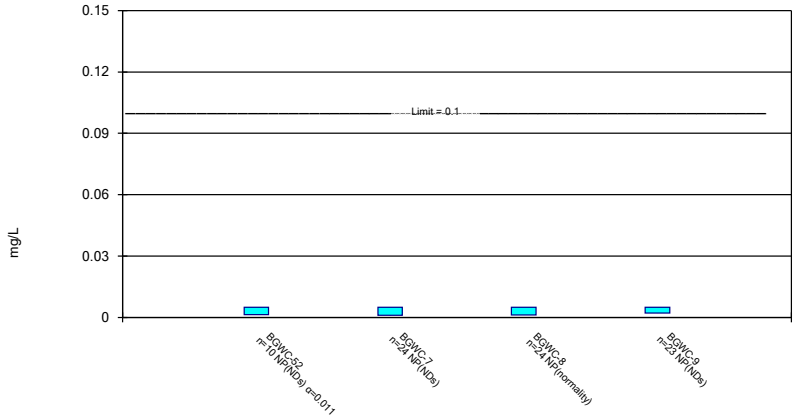

Constituent: Chromium Analysis Run 1/16/2025 1:55 PM View: Appendix IV

Plant Bowen Client: Southern Company Data: Bowen AP-1

Sanitas™ v.10.0.24 Software licensed to Groundwater Stats Consulting. UG

Parametric and Non-Parametric (NP) Confidence Interval

Compliance limit is exceeded.* Per-well alpha = 0.01. Normality Test: Shapiro Wilk, alpha based on n.

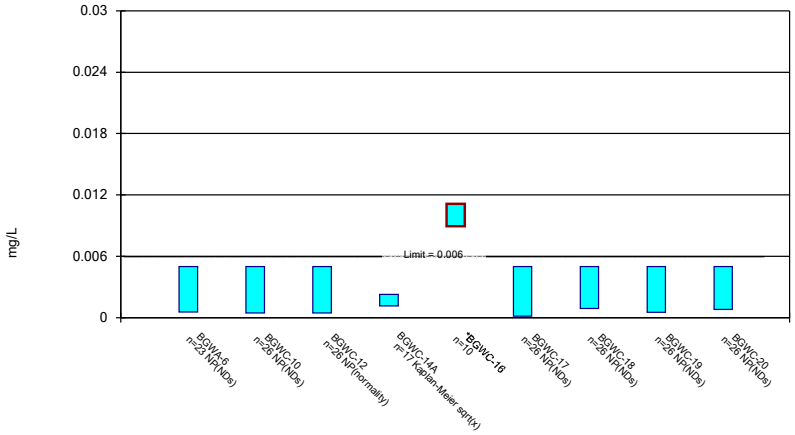

Constituent: Cobalt Analysis Run 1/16/2025 1:55 PM View: Appendix IV
Plant Bowen Client: Southern Company Data: Bowen AP-1

Sanitas™ v.10.0.24 Software licensed to Groundwater Stats Consulting. UG

Parametric and Non-Parametric (NP) Confidence Interval

Compliance limit is exceeded.* Per-well alpha = 0.01. Normality Test: Shapiro Wilk, alpha based on n.

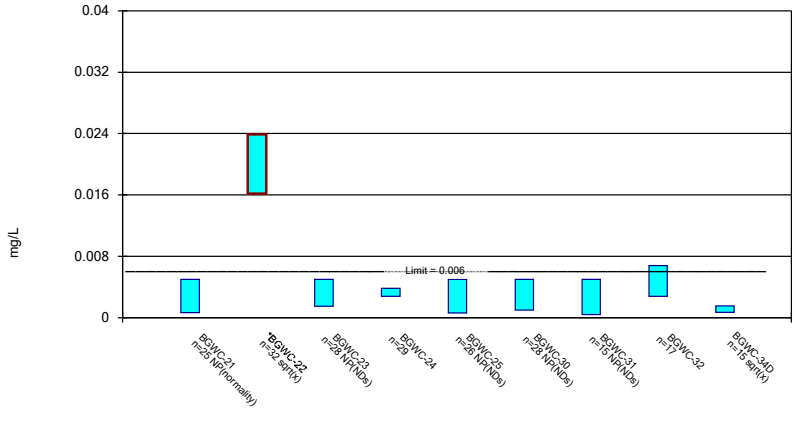

Constituent: Cobalt Analysis Run 1/16/2025 1:55 PM View: Appendix IV
Plant Bowen Client: Southern Company Data: Bowen AP-1

Sanitas™ v.10.0.24 Software licensed to Groundwater Stats Consulting. UG

Parametric and Non-Parametric (NP) Confidence Interval

Compliance Limit is not exceeded. Per-well alpha = 0.01 except as noted. Normality Test: Shapiro Wilk, alpha based on n.

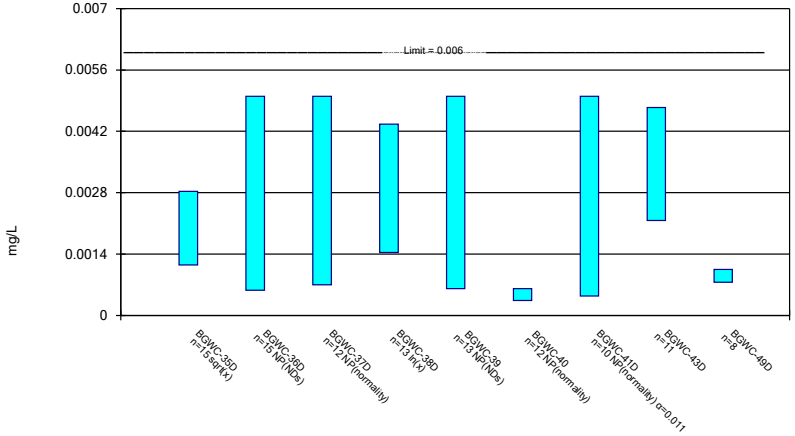

Constituent: Cobalt Analysis Run 1/16/2025 1:55 PM View: Appendix IV
Plant Bowen Client: Southern Company Data: Bowen AP-1

Sanitas™ v.10.0.24 Software licensed to Groundwater Stats Consulting. UG

Parametric and Non-Parametric (NP) Confidence Interval

Compliance Limit is not exceeded. Per-well alpha = 0.01. Normality Test: Shapiro Wilk, alpha based on n.

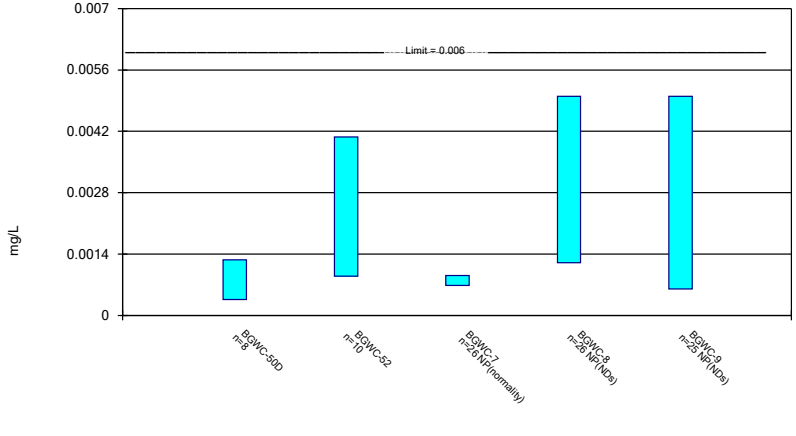

Constituent: Cobalt Analysis Run 1/16/2025 1:55 PM View: Appendix IV
Plant Bowen Client: Southern Company Data: Bowen AP-1

Sanitas™ v.10.0.24 Software licensed to Groundwater Stats Consulting. UG

Parametric Confidence Interval

Compliance Limit is not exceeded. Per-well alpha = 0.01. Normality Test: Shapiro Wilk, alpha based on n.

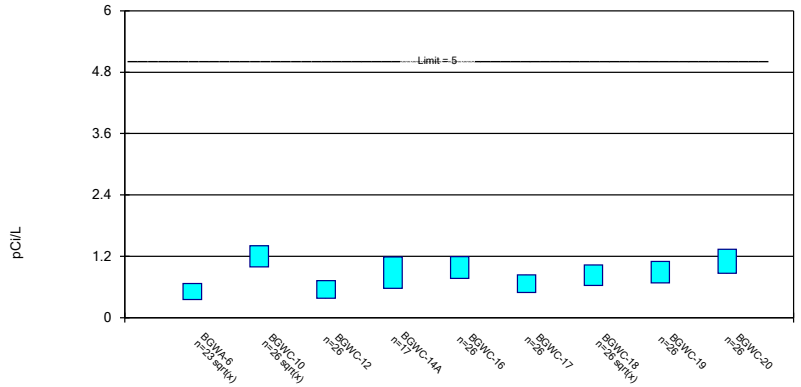

Constituent: Combined Radium 226 + 228 Analysis Run 1/16/2025 1:55 PM View: Appendix IV

Plant Bowen Client: Southern Company Data: Bowen AP-1

Sanitas™ v.10.0.24 Software licensed to Groundwater Stats Consulting. UG

Parametric Confidence Interval

Compliance Limit is not exceeded. Per-well alpha = 0.01. Normality Test: Shapiro Wilk, alpha based on n.

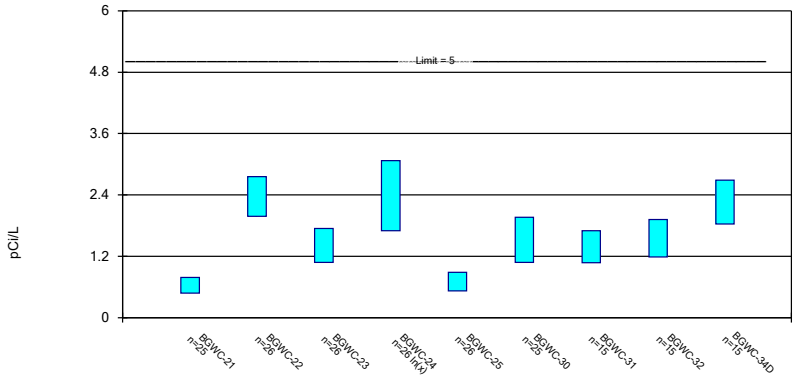

Constituent: Combined Radium 226 + 228 Analysis Run 1/16/2025 1:55 PM View: Appendix IV

Plant Bowen Client: Southern Company Data: Bowen AP-1

Sanitas™ v.10.0.24 Software licensed to Groundwater Stats Consulting. UG

Parametric and Non-Parametric (NP) Confidence Interval

Compliance Limit is not exceeded. Per-well alpha = 0.01 except as noted. Normality Test: Shapiro Wilk, alpha based on n.

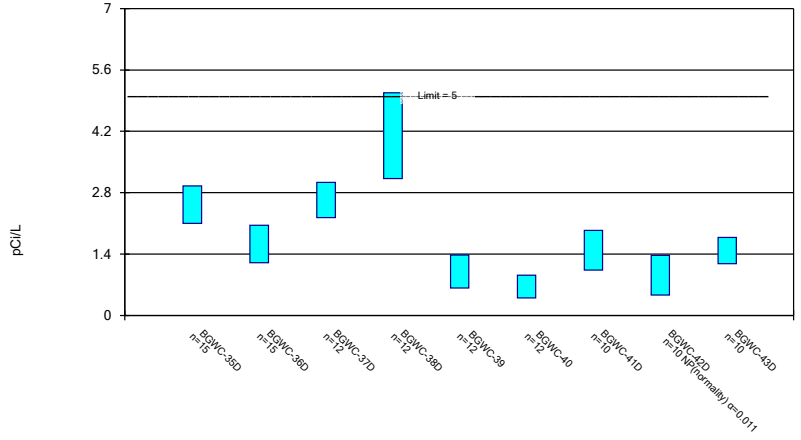

Constituent: Combined Radium 226 + 228 Analysis Run 1/16/2025 1:55 PM View: Appendix IV

Plant Bowen Client: Southern Company Data: Bowen AP-1

Sanitas™ v.10.0.24 Software licensed to Groundwater Stats Consulting. UG

Parametric Confidence Interval

Compliance Limit is not exceeded. Per-well alpha = 0.01. Normality Test: Shapiro Wilk, alpha based on n.

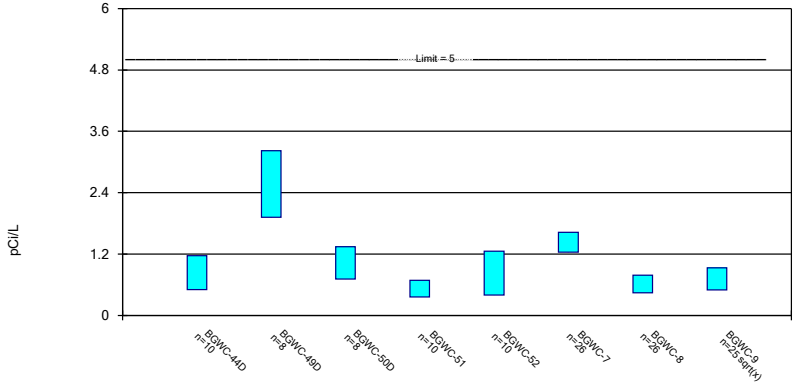

Constituent: Combined Radium 226 + 228 Analysis Run 1/16/2025 1:55 PM View: Appendix IV

Plant Bowen Client: Southern Company Data: Bowen AP-1

Sanitas™ v.10.0.24 Software licensed to Groundwater Stats Consulting. UG

Parametric and Non-Parametric (NP) Confidence Interval

Compliance Limit is not exceeded. Per-well alpha = 0.01. Normality Test: Shapiro Wilk, alpha based on n.

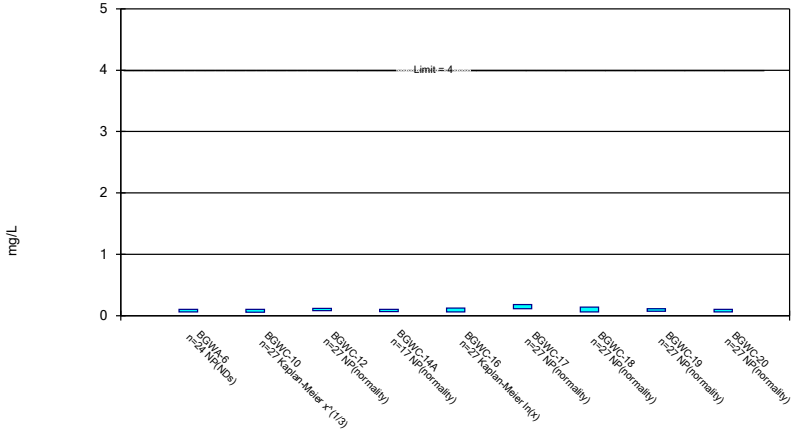

Constituent: Fluoride Analysis Run 1/16/2025 1:55 PM View: Appendix IV

Plant Bowen Client: Southern Company Data: Bowen AP-1

Sanitas™ v.10.0.24 Software licensed to Groundwater Stats Consulting. UG

Parametric and Non-Parametric (NP) Confidence Interval

Compliance Limit is not exceeded. Per-well alpha = 0.01. Normality Test: Shapiro Wilk, alpha based on n.

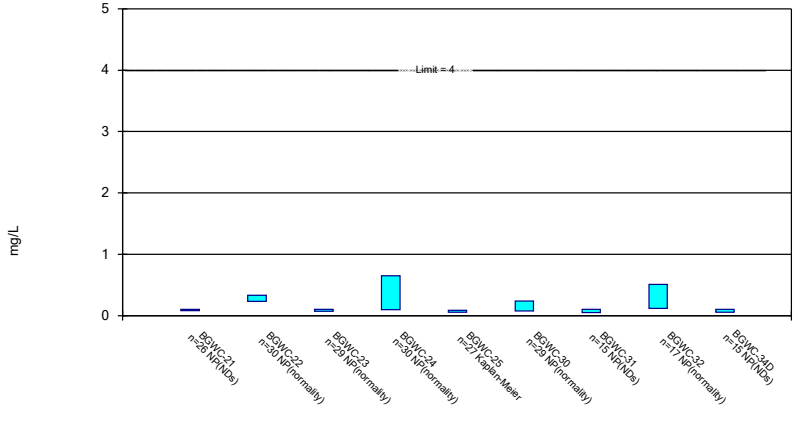

Constituent: Fluoride Analysis Run 1/16/2025 1:55 PM View: Appendix IV

Plant Bowen Client: Southern Company Data: Bowen AP-1

Sanitas™ v.10.0.24 Software licensed to Groundwater Stats Consulting. UG

Parametric and Non-Parametric (NP) Confidence Interval

Compliance Limit is not exceeded. Per-well alpha = 0.01. Normality Test: Shapiro Wilk, alpha based on n.

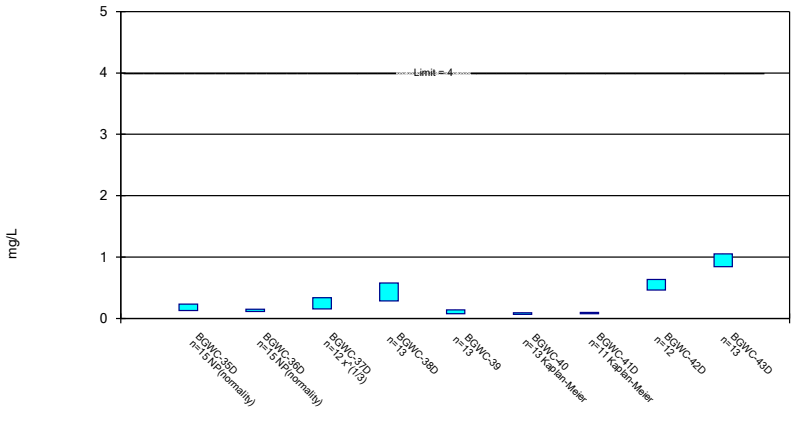

Constituent: Fluoride Analysis Run 1/16/2025 1:55 PM View: Appendix IV

Plant Bowen Client: Southern Company Data: Bowen AP-1

Sanitas™ v.10.0.24 Software licensed to Groundwater Stats Consulting. UG

Parametric and Non-Parametric (NP) Confidence Interval

Compliance Limit is not exceeded. Per-well alpha = 0.01 except as noted. Normality Test: Shapiro Wilk, alpha based on n.

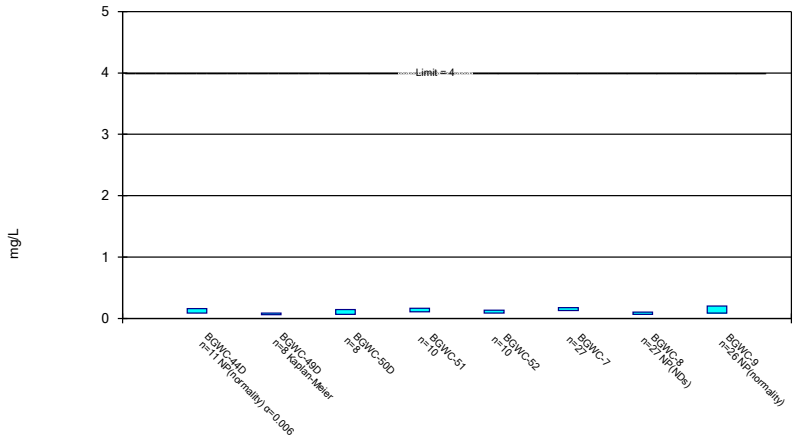

Constituent: Fluoride Analysis Run 1/16/2025 1:55 PM View: Appendix IV

Plant Bowen Client: Southern Company Data: Bowen AP-1

Sanitas™ v.10.0.24 Software licensed to Groundwater Stats Consulting. UG

Non-Parametric Confidence Interval

Compliance Limit is not exceeded. Per-well alpha = 0.01.

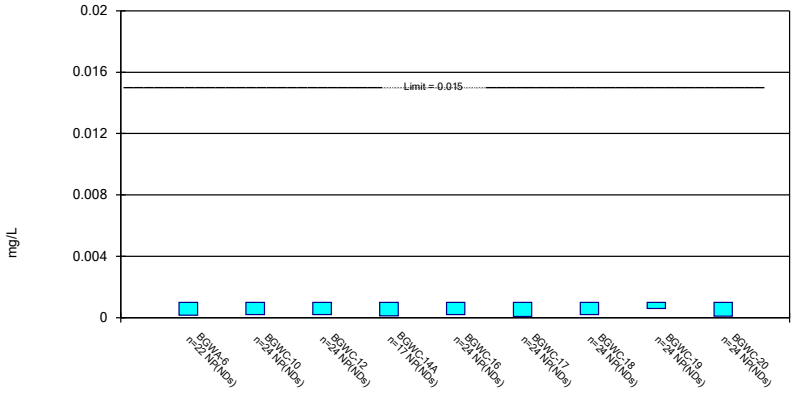

Constituent: Lead Analysis Run 1/16/2025 1:55 PM View: Appendix IV
Plant Bowen Client: Southern Company Data: Bowen AP-1

Sanitas™ v.10.0.24 Software licensed to Groundwater Stats Consulting. UG

Parametric and Non-Parametric (NP) Confidence Interval

Compliance Limit is not exceeded. Per-well alpha = 0.01. Normality Test: Shapiro Wilk, alpha based on n.

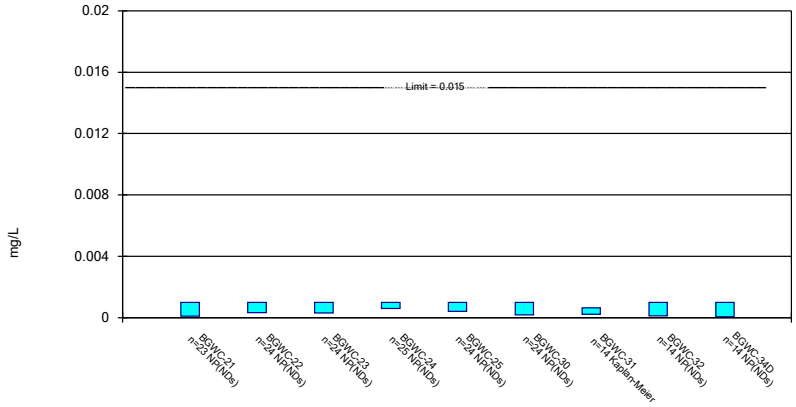

Constituent: Lead Analysis Run 1/16/2025 1:55 PM View: Appendix IV
Plant Bowen Client: Southern Company Data: Bowen AP-1

Sanitas™ v.10.0.24 Software licensed to Groundwater Stats Consulting. UG

Non-Parametric Confidence Interval

Compliance Limit is not exceeded. Per-well alpha = 0.01 except as noted.

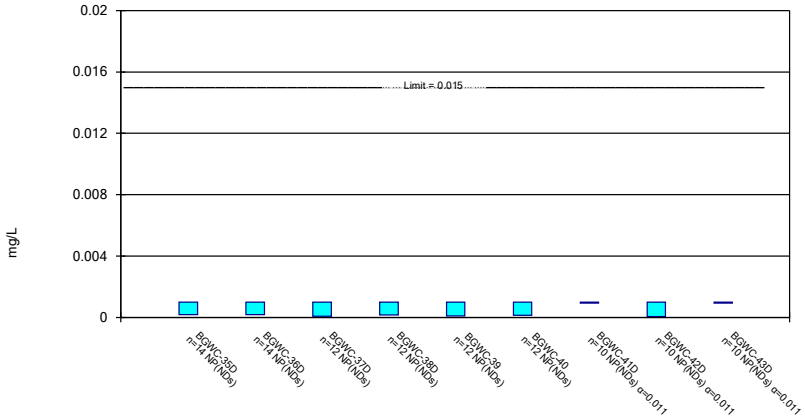

Constituent: Lead Analysis Run 1/16/2025 1:55 PM View: Appendix IV
Plant Bowen Client: Southern Company Data: Bowen AP-1

Sanitas™ v.10.0.24 Software licensed to Groundwater Stats Consulting. UG

Non-Parametric Confidence Interval

Compliance Limit is not exceeded. Per-well alpha = 0.01 except as noted.

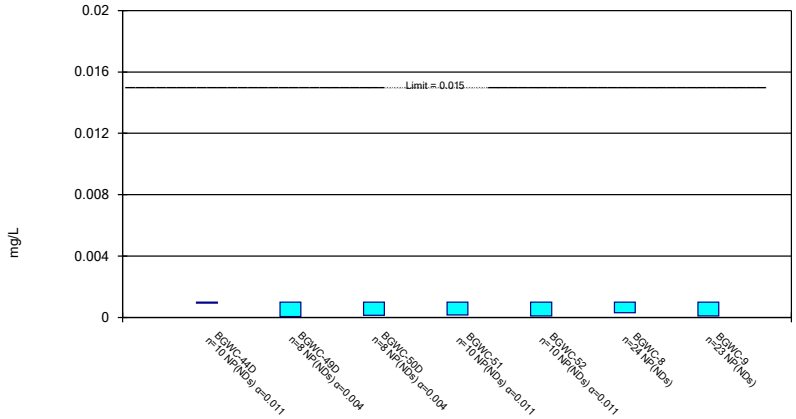

Constituent: Lead Analysis Run 1/16/2025 1:55 PM View: Appendix IV
Plant Bowen Client: Southern Company Data: Bowen AP-1

Sanitas™ v.10.0.24 Software licensed to Groundwater Stats Consulting. UG

Parametric and Non-Parametric (NP) Confidence Interval

Compliance Limit is not exceeded. Per-well alpha = 0.01. Normality Test: Shapiro Wilk, alpha based on n.

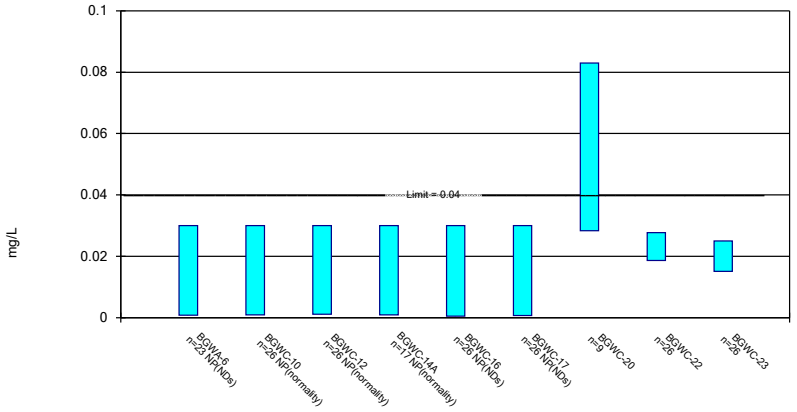

Constituent: Lithium Analysis Run 1/16/2025 1:55 PM View: Appendix IV
Plant Bowen Client: Southern Company Data: Bowen AP-1

Sanitas™ v.10.0.24 Software licensed to Groundwater Stats Consulting. UG

Parametric and Non-Parametric (NP) Confidence Interval

Compliance Limit is not exceeded. Per-well alpha = 0.01 except as noted. Normality Test: Shapiro Wilk, alpha based on n.

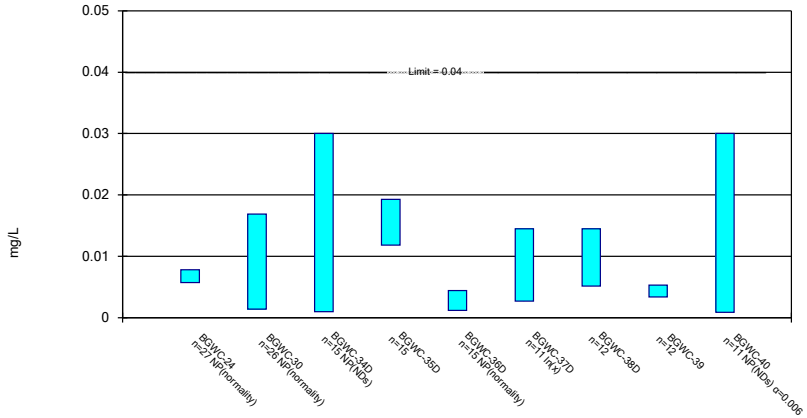

Constituent: Lithium Analysis Run 1/16/2025 1:55 PM View: Appendix IV
Plant Bowen Client: Southern Company Data: Bowen AP-1

Sanitas™ v.10.0.24 Software licensed to Groundwater Stats Consulting. UG

Parametric and Non-Parametric (NP) Confidence Interval

Compliance Limit is not exceeded. Per-well alpha = 0.01 except as noted. Normality Test: Shapiro Wilk, alpha based on n.

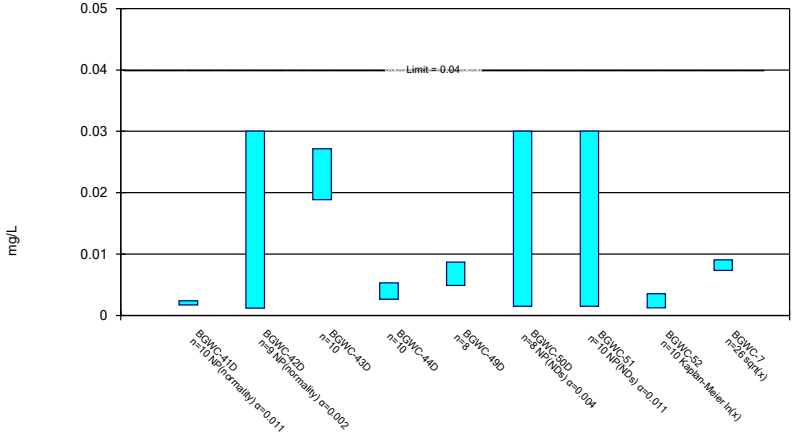

Constituent: Lithium Analysis Run 1/16/2025 1:55 PM View: Appendix IV
Plant Bowen Client: Southern Company Data: Bowen AP-1

Sanitas™ v.10.0.24 Software licensed to Groundwater Stats Consulting. UG

Non-Parametric Confidence Interval

Compliance Limit is not exceeded. Per-well alpha = 0.01.

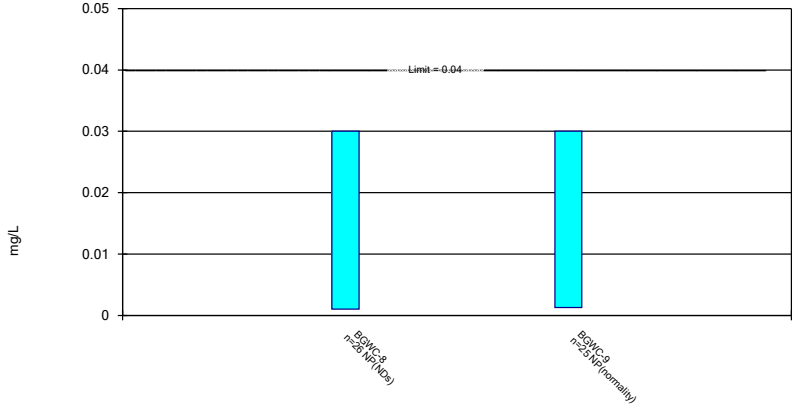

Constituent: Lithium Analysis Run 1/16/2025 1:55 PM View: Appendix IV
Plant Bowen Client: Southern Company Data: Bowen AP-1

Sanitas™ v.10.0.24 Software licensed to Groundwater Stats Consulting. UG

Parametric and Non-Parametric (NP) Confidence Interval

Compliance Limit is not exceeded. Per-well alpha = 0.01. Normality Test: Shapiro Wilk, alpha based on n.

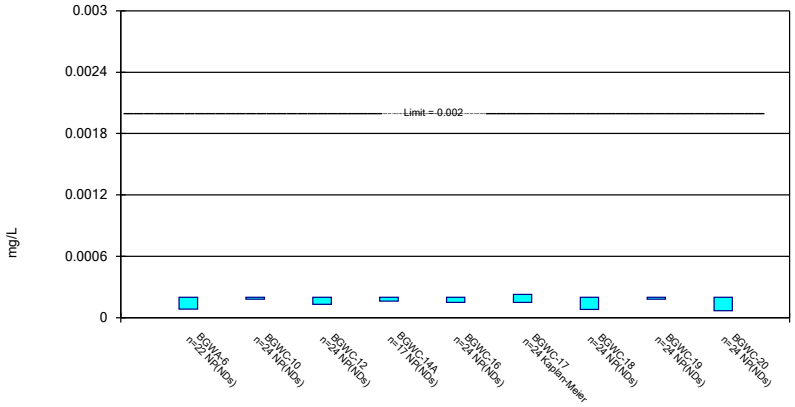

Constituent: Mercury Analysis Run 1/16/2025 1:55 PM View: Appendix IV
Plant Bowen Client: Southern Company Data: Bowen AP-1

Sanitas™ v.10.0.24 Software licensed to Groundwater Stats Consulting. UG

Parametric and Non-Parametric (NP) Confidence Interval

Compliance Limit is not exceeded. Per-well alpha = 0.01. Normality Test: Shapiro Wilk, alpha based on n.

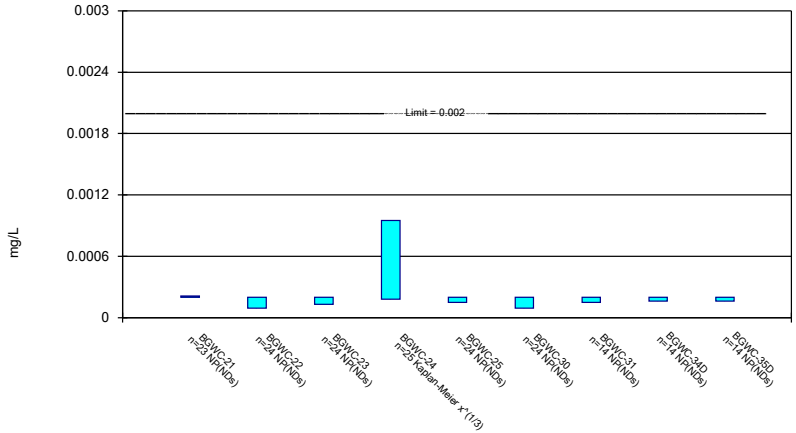

Constituent: Mercury Analysis Run 1/16/2025 1:55 PM View: Appendix IV
Plant Bowen Client: Southern Company Data: Bowen AP-1

Sanitas™ v.10.0.24 Software licensed to Groundwater Stats Consulting. UG

Non-Parametric Confidence Interval

Compliance Limit is not exceeded. Per-well alpha = 0.01 except as noted.

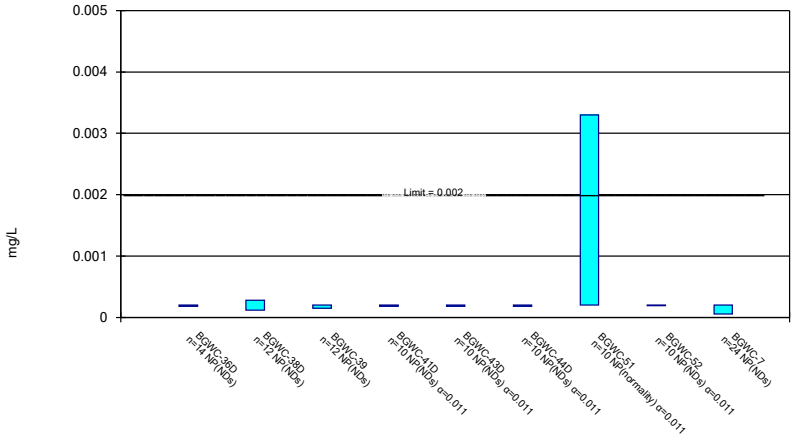

Constituent: Mercury Analysis Run 1/16/2025 1:55 PM View: Appendix IV
Plant Bowen Client: Southern Company Data: Bowen AP-1

Sanitas™ v.10.0.24 Software licensed to Groundwater Stats Consulting. UG

Non-Parametric Confidence Interval

Compliance Limit is not exceeded. Per-well alpha = 0.01.



Constituent: Mercury Analysis Run 1/16/2025 1:55 PM View: Appendix IV
Plant Bowen Client: Southern Company Data: Bowen AP-1

Sanitas™ v.10.0.24 Software licensed to Groundwater Stats Consulting. UG

Parametric and Non-Parametric (NP) Confidence Interval

Compliance Limit is not exceeded. Per-well alpha = 0.01. Normality Test: Shapiro Wilk, alpha based on n.

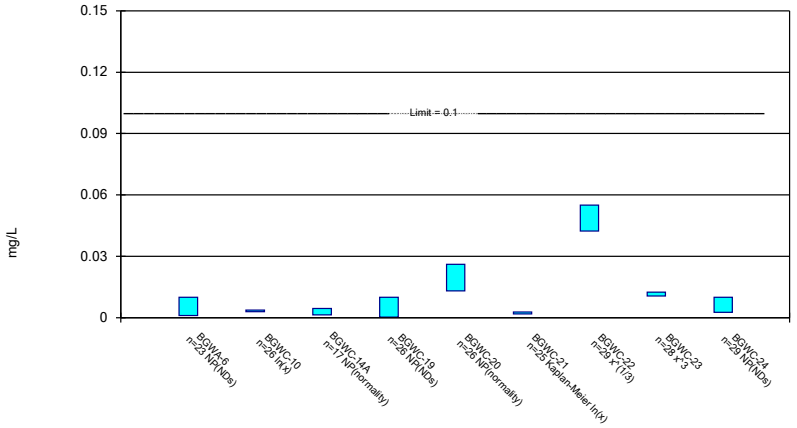

Constituent: Molybdenum Analysis Run 1/16/2025 1:55 PM View: Appendix IV

Plant Bowen Client: Southern Company Data: Bowen AP-1

Sanitas™ v.10.0.24 Software licensed to Groundwater Stats Consulting. UG

Parametric and Non-Parametric (NP) Confidence Interval

Compliance Limit is not exceeded. Per-well alpha = 0.01. Normality Test: Shapiro Wilk, alpha based on n.

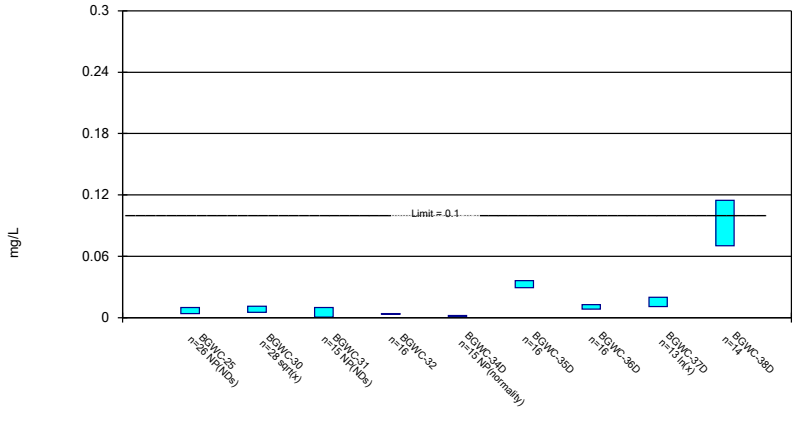

Constituent: Molybdenum Analysis Run 1/16/2025 1:56 PM View: Appendix IV

Plant Bowen Client: Southern Company Data: Bowen AP-1

Sanitas™ v.10.0.24 Software licensed to Groundwater Stats Consulting. UG

Parametric and Non-Parametric (NP) Confidence Interval

Compliance limit is exceeded.* Per-well alpha = 0.01 except as noted. Normality Test: Shapiro Wilk, alpha based on n.

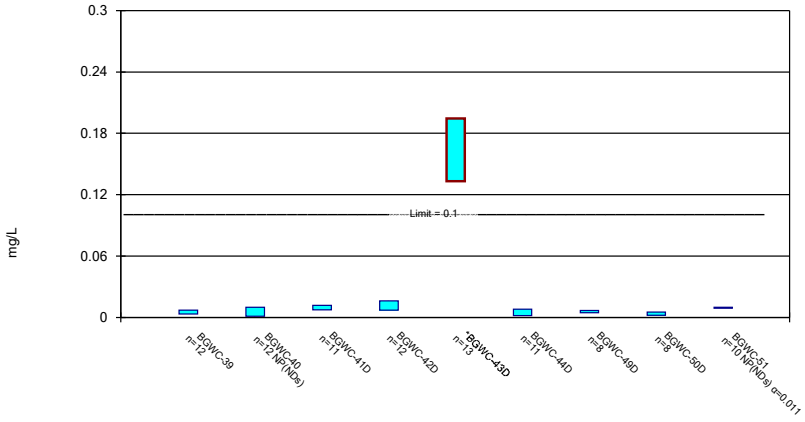

Constituent: Molybdenum Analysis Run 1/16/2025 1:56 PM View: Appendix IV

Plant Bowen Client: Southern Company Data: Bowen AP-1

Sanitas™ v.10.0.24 Software licensed to Groundwater Stats Consulting. UG

Parametric and Non-Parametric (NP) Confidence Interval

Compliance Limit is not exceeded. Per-well alpha = 0.01 except as noted. Normality Test: Shapiro Wilk, alpha based on n.

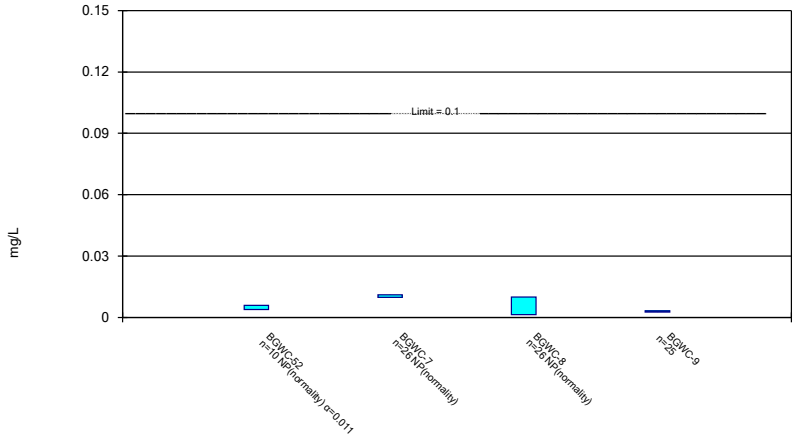

Constituent: Molybdenum Analysis Run 1/16/2025 1:56 PM View: Appendix IV

Plant Bowen Client: Southern Company Data: Bowen AP-1

Sanitas™ v.10.0.24 Software licensed to Groundwater Stats Consulting. UG

Non-Parametric Confidence Interval

Compliance Limit is not exceeded. Per-well alpha = 0.01.

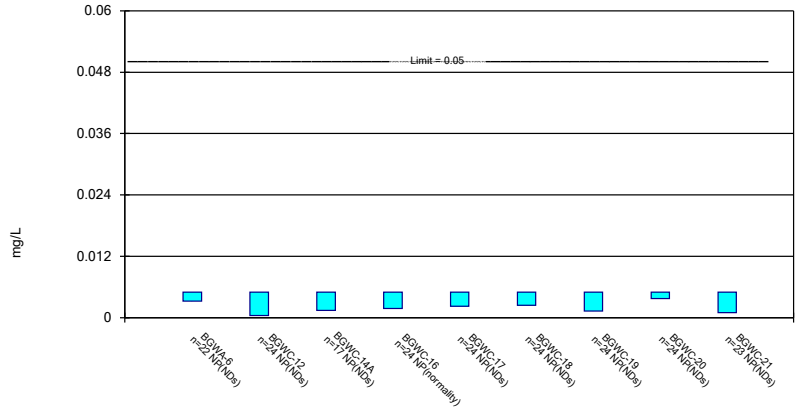

Constituent: Selenium Analysis Run 1/16/2025 1:56 PM View: Appendix IV
Plant Bowen Client: Southern Company Data: Bowen AP-1

Sanitas™ v.10.0.24 Software licensed to Groundwater Stats Consulting. UG

Parametric and Non-Parametric (NP) Confidence Interval

Compliance Limit is not exceeded. Per-well alpha = 0.01. Normality Test: Shapiro Wilk, alpha based on n.

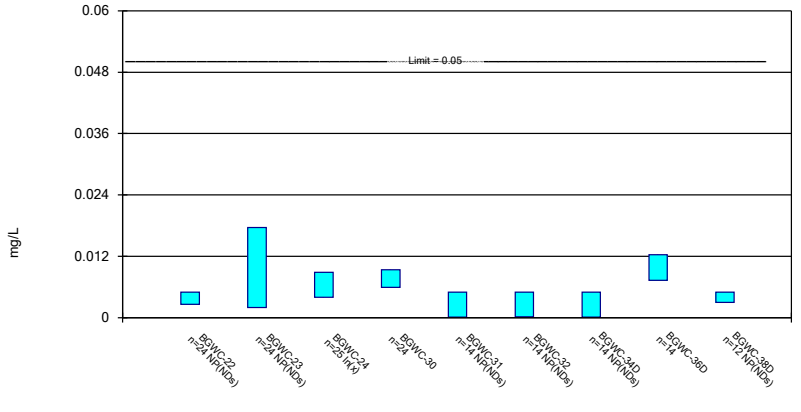

Constituent: Selenium Analysis Run 1/16/2025 1:56 PM View: Appendix IV
Plant Bowen Client: Southern Company Data: Bowen AP-1

Sanitas™ v.10.0.24 Software licensed to Groundwater Stats Consulting. UG

Parametric and Non-Parametric (NP) Confidence Interval

Compliance Limit is not exceeded. Per-well alpha = 0.01 except as noted. Normality Test: Shapiro Wilk, alpha based on n.

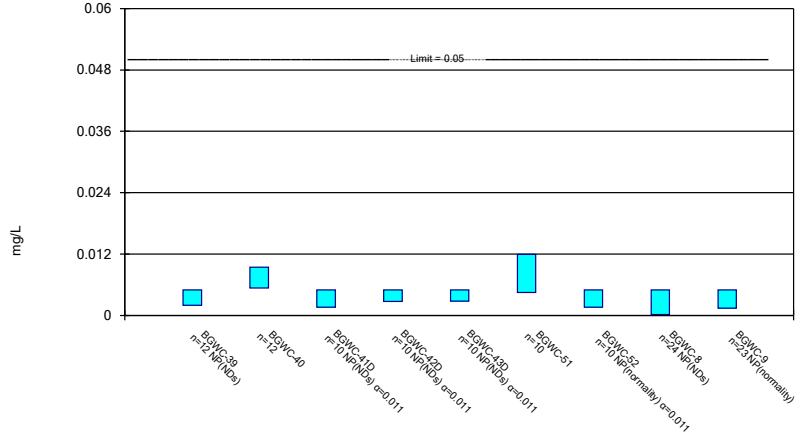

Constituent: Selenium Analysis Run 1/16/2025 1:56 PM View: Appendix IV
Plant Bowen Client: Southern Company Data: Bowen AP-1

Sanitas™ v.10.0.24 Software licensed to Groundwater Stats Consulting. UG

Parametric and Non-Parametric (NP) Confidence Interval

Compliance Limit is not exceeded. Per-well alpha = 0.01. Normality Test: Shapiro Wilk, alpha based on n.

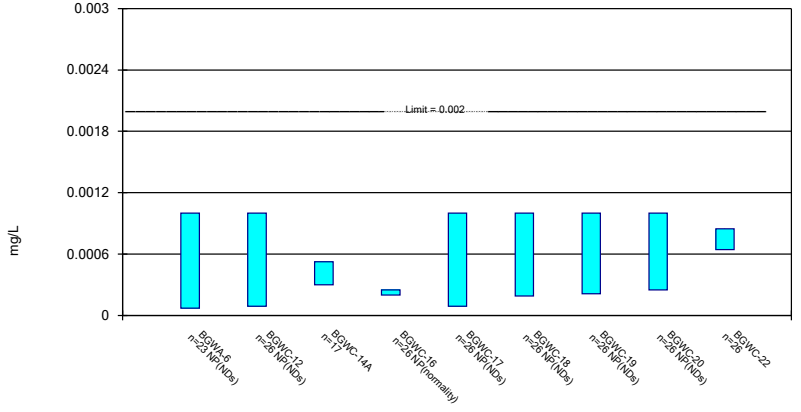

Constituent: Thallium Analysis Run 1/16/2025 1:56 PM View: Appendix IV
Plant Bowen Client: Southern Company Data: Bowen AP-1

Parametric and Non-Parametric (NP) Confidence Interval

Compliance Limit is not exceeded. Per-well alpha = 0.01. Normality Test: Shapiro Wilk, alpha based on n.

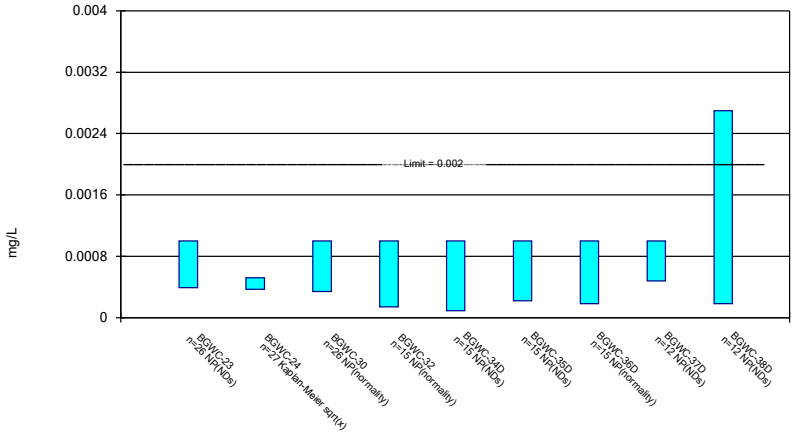

Constituent: Thallium Analysis Run 1/16/2025 1:56 PM View: Appendix IV
Plant Bowen Client: Southern Company Data: Bowen AP-1

Sanitas™ v.10.0.24 Software licensed to Groundwater Stats Consulting. UG

Parametric and Non-Parametric (NP) Confidence Interval

Compliance Limit is not exceeded. Per-well alpha = 0.01 except as noted. Normality Test: Shapiro Wilk, alpha based on n.

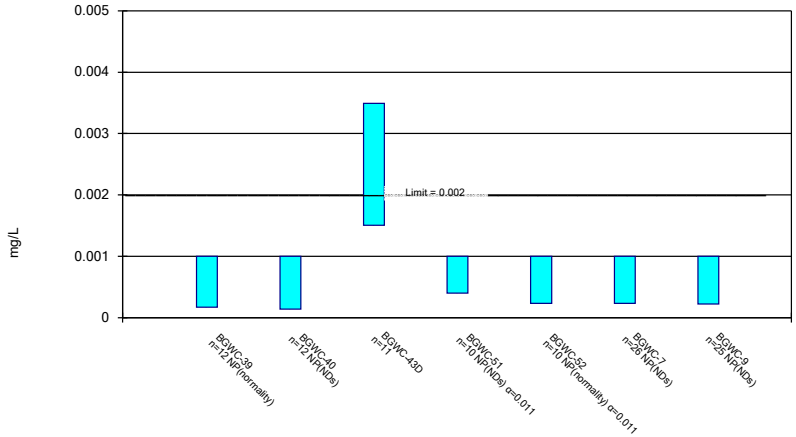

Constituent: Thallium Analysis Run 1/16/2025 1:56 PM View: Appendix IV
Plant Bowen Client: Southern Company Data: Bowen AP-1

Confidence Interval

Constituent: Antimony (mg/L) Analysis Run 1/16/2025 2:00 PM View: Appendix IV

Plant Bowen Client: Southern Company Data: Bowen AP-1

	BGWA-6	BGWC-10	BGWC-14A	BGWC-16	BGWC-17	BGWC-19	BGWC-20	BGWC-21	BGWC-22
6/6/2016	<0.003								
6/7/2016		0.0022 (J)		<0.003	<0.003				
6/8/2016						<0.003	<0.003	<0.003	<0.003
8/10/2016	<0.003								
8/11/2016				0.0004 (J)	0.0002 (J)				
8/12/2016						<0.003	<0.003		
8/16/2016		<0.003							
8/18/2016								<0.003	0.0023 (J)
10/4/2016	<0.003								
10/7/2016		<0.003		<0.003	<0.003	<0.003			
10/10/2016							<0.003	<0.003	0.0021 (J)
12/1/2016	<0.003								
12/6/2016		<0.003		<0.003	<0.003				
12/7/2016						<0.003	<0.003		
12/8/2016								<0.003	<0.003
2/14/2017	<0.003								
2/16/2017		<0.003		<0.003	<0.003	<0.003			
2/17/2017							<0.003	<0.003	<0.003
4/13/2017	<0.003								
4/18/2017		<0.003		<0.003					
4/19/2017					<0.003	<0.003	<0.003	<0.003	
4/20/2017									<0.003
5/25/2017	<0.003								
5/30/2017				<0.003	<0.003				
6/1/2017						<0.003	<0.003	<0.003	
6/2/2017		<0.003							
6/5/2017									<0.003
7/7/2017	<0.003								
7/12/2017		<0.003							
7/14/2017				<0.003	<0.003	<0.003			
7/18/2017							<0.003	<0.003	
7/19/2017									<0.003
3/27/2018		<0.003		<0.003	<0.003	<0.003			
3/28/2018							<0.003	<0.003	
3/29/2018									<0.003
2/25/2019				<0.003					
2/27/2019					<0.003		<0.003		
2/28/2019		<0.003							
3/1/2019						<0.003			<0.003
2/18/2020	<0.003								
2/20/2020		<0.003		<0.003					
2/24/2020					<0.003	<0.003	<0.003		
2/25/2020									<0.003
2/26/2020								<0.003	
3/19/2020	<0.003			<0.003	<0.003				
3/20/2020						<0.003		<0.003	<0.003
3/23/2020		<0.003					0.0014 (J)		
5/22/2020			<0.003						
6/23/2020			<0.003						
7/28/2020			<0.003						
9/2/2020			<0.003						
9/23/2020	<0.003								

ND substitution: RL or RL/2 if <15% NDs.

Confidence Interval

Constituent: Antimony (mg/L) Analysis Run 1/16/2025 2:00 PM View: Appendix IV

Plant Bowen Client: Southern Company Data: Bowen AP-1

	BGWA-6	BGWC-10	BGWC-14A	BGWC-16	BGWC-17	BGWC-19	BGWC-20	BGWC-21	BGWC-22
9/24/2020		<0.003		<0.003	<0.003			<0.003	<0.003
9/28/2020						0.0005 (J)	0.0005 (J)		
10/1/2020			0.0003 (J)						
11/10/2020			0.00061 (J)						
12/15/2020			<0.003						
1/20/2021			<0.003						
2/18/2021	<0.003	<0.003	<0.003	<0.003	<0.003	<0.003	<0.003		
2/19/2021								<0.003	0.00028 (J)
3/24/2021			<0.003	<0.003	<0.003				
3/26/2021						<0.003			
3/29/2021							<0.003	<0.003	<0.003
3/30/2021		<0.003							
3/31/2021	<0.003								
8/16/2021	<0.003								
8/18/2021		<0.003	<0.003	<0.003					
8/19/2021					<0.003				
8/20/2021						<0.003	<0.003	0.0014 (J)	
8/23/2021									<0.003
2/9/2022	<0.003		<0.003						
2/11/2022		0.0021 (J)		<0.003	<0.003				
2/15/2022									<0.003
2/16/2022						<0.003	<0.003	0.0017 (J)	
7/26/2022	<0.003		<0.003						
7/27/2022				<0.003	<0.003	<0.003	<0.003		
7/28/2022		0.0015 (J)						<0.003	
8/2/2022									<0.003
1/25/2023	0.0017 (J)								
1/26/2023			<0.003	<0.003	<0.003				
1/27/2023		<0.003				<0.003		<0.003	
1/30/2023							<0.003		
2/7/2023									<0.003
8/15/2023	<0.003								
8/16/2023			<0.003						
8/17/2023		<0.003		<0.003	<0.003				
8/18/2023						<0.003	<0.003		
8/22/2023									<0.003
8/23/2023								<0.003	
1/31/2024	<0.003								
2/1/2024		<0.003	<0.003	<0.003	<0.003				
2/2/2024						<0.003			
2/5/2024							<0.003	<0.003	
2/8/2024									<0.003
8/15/2024	<0.003								
8/16/2024			<0.003						
8/19/2024				<0.003	<0.003	<0.003			
8/20/2024		<0.003					<0.003		
8/21/2024									<0.003
8/22/2024								<0.003	
Mean	0.002935	0.002855	0.002701	0.002882	0.002873	0.002886	0.002814	0.002862	0.002804
Std. Dev.	0.0002907	0.0003925	0.000847	0.0005543	0.000597	0.000533	0.000619	0.0004387	0.0006114
Upper Lim.	0.003	0.003	0.003	0.003	0.003	0.003	0.003	0.003	0.003
Lower Lim.	0.0017	0.0022	0.00061	0.0004	0.0002	0.0005	0.0014	0.0017	0.0023

ND substitution: RL or RL/2 if <15% NDs.

Confidence Interval

Constituent: Antimony (mg/L) Analysis Run 1/16/2025 2:00 PM View: Appendix IV

Plant Bowen Client: Southern Company Data: Bowen AP-1

	BGWC-23	BGWC-24	BGWC-25	BGWC-30	BGWC-31	BGWC-32	BGWC-34D	BGWC-35D	BGWC-36D
6/8/2016			<0.003						
6/9/2016	<0.003	<0.003							
8/15/2016			0.0013 (J)						
8/18/2016	0.0009 (J)	<0.003							
10/10/2016	<0.003	<0.003	<0.003						
12/7/2016	<0.003	<0.003							
12/8/2016			<0.003						
1/23/2017				<0.003					
2/7/2017				<0.003					
2/20/2017	<0.003	<0.003	<0.003						
3/27/2017				<0.003					
4/17/2017				<0.003					
4/19/2017	<0.003	<0.003							
4/20/2017			<0.003						
5/22/2017				<0.003					
6/1/2017			<0.003						
6/5/2017	<0.003	<0.003		<0.003					
7/11/2017				<0.003					
7/17/2017	<0.003	<0.003	<0.003						
8/23/2017				<0.003					
3/26/2018				<0.003					
3/28/2018			<0.003						
3/29/2018	<0.003	<0.003							
3/1/2019	<0.003	<0.003	<0.003	<0.003					
2/25/2020	<0.003							<0.003	
2/26/2020		<0.003	<0.003	<0.003	<0.003				<0.003
2/27/2020						<0.003	<0.003		
3/23/2020	0.00053 (J)			<0.003	<0.003				<0.003
3/24/2020			<0.003			<0.003	<0.003		
3/25/2020		<0.003						<0.003	
9/24/2020	<0.003								
9/25/2020		0.00048 (J)		<0.003		0.00039 (J)		0.00064 (J)	
9/28/2020			<0.003		0.00038 (J)		0.00049 (J)		<0.003
2/19/2021	0.00031 (J)	0.00036 (J)					<0.003		
2/22/2021					<0.003			0.00066 (J)	
2/23/2021			<0.003			0.00036 (J)			
3/8/2021				<0.003					0.00096 (J)
3/25/2021				<0.003					<0.003
3/26/2021	<0.003	<0.003	<0.003					<0.003	
3/29/2021					<0.003				
3/30/2021						<0.003	0.00079 (J)		
8/19/2021			<0.003	<0.003					
8/20/2021					<0.003			<0.003	
8/23/2021	0.0029 (J)	0.0028 (J)							<0.003
8/24/2021							<0.003		
8/25/2021						<0.003			
2/14/2022	0.0014 (J)			<0.003					<0.003
2/15/2022		0.0048							
2/16/2022			<0.003		<0.003	<0.003	<0.003		
2/17/2022								<0.003	
7/27/2022			<0.003						
7/28/2022					<0.003		<0.003	<0.003	

ND substitution: RL or RL/2 if <15% NDs.

Confidence Interval

Constituent: Antimony (mg/L) Analysis Run 1/16/2025 2:00 PM View: Appendix IV

Plant Bowen Client: Southern Company Data: Bowen AP-1

	BGWC-23	BGWC-24	BGWC-25	BGWC-30	BGWC-31	BGWC-32	BGWC-34D	BGWC-35D	BGWC-36D
7/29/2022						<0.003			<0.003
8/1/2022	0.0022 (J)			<0.003					
8/2/2022		0.015 (o)							
10/21/2022		0.0032 (R)							
1/27/2023			<0.003		<0.003				
1/30/2023							<0.003	<0.003	
1/31/2023						<0.003			
2/1/2023		<0.003		<0.003					<0.003
2/2/2023	0.007								
5/10/2023	0.0032								
8/17/2023			<0.003						
8/18/2023					<0.003	<0.003	<0.003		
8/21/2023				<0.003					<0.003
8/23/2023	<0.003								
8/24/2023								<0.003	
8/25/2023		0.0021 (J)							
1/30/2024		<0.003							0.0021 (J)
2/2/2024					0.0023 (J)				
2/5/2024			0.00058 (J)				<0.003		
2/6/2024				<0.003					
2/7/2024								0.0023 (J)	
2/8/2024	0.00089 (J)					<0.003			
8/19/2024					<0.003				
8/20/2024			<0.003				<0.003		<0.003
8/21/2024		0.009				<0.003			
8/22/2024	0.0029 (J)			0.00085 (J)				0.0013 (J)	
Mean	0.002662	0.003079	0.002813	0.002902	0.002723	0.002563	0.002607	0.002408	0.002755
Std. Dev.	0.001329	0.001593	0.0006162	0.0004584	0.0007649	0.001022	0.0009209	0.0009641	0.0006217
Upper Lim.	0.003	0.0032	0.003	0.003	0.003	0.003	0.003	0.003	0.003
Lower Lim.	0.0022	0.0028	0.0013	0.00085	0.0023	0.00039	0.00079	0.00066	0.0021

ND substitution: RL or RL/2 if <15% NDs.

Confidence Interval

Constituent: Antimony (mg/L) Analysis Run 1/16/2025 2:00 PM View: Appendix IV

Plant Bowen Client: Southern Company Data: Bowen AP-1

	BGWC-37D	BGWC-38D	BGWC-40	BGWC-41D	BGWC-42D	BGWC-43D	BGWC-44D	BGWC-49D	BGWC-50D
2/25/2020	<0.003								
2/27/2020		0.0003 (J)							
2/28/2020			<0.003						
3/24/2020	<0.003	<0.003							
3/25/2020			<0.003						
9/2/2020		0.0016 (J)		0.0014 (J)					
9/3/2020					0.00072 (J)	0.00091 (J)	0.0021 (J)		
9/25/2020	0.0022 (J)								
9/29/2020			<0.003						
2/18/2021							0.009		
2/22/2021	0.00041 (J)		<0.003	<0.003	0.0019 (J)				
3/8/2021						0.00058 (J)			
3/9/2021		0.00062 (J)							
3/26/2021	<0.003								
3/29/2021		<0.003				<0.003			
3/30/2021			0.0005 (J)						
3/31/2021				<0.003			0.0026 (J)		
4/1/2021					0.0019 (J)				
4/19/2021								0.00039 (J)	0.0019 (J)
8/18/2021							0.0015 (J)		<0.003
8/19/2021		0.01							
8/20/2021	<0.003				0.00083 (J)				
8/23/2021						<0.003			
8/24/2021			<0.003	0.0014 (J)				<0.003	
2/9/2022							<0.003		<0.003
2/14/2022		0.0067							
2/15/2022				<0.003		<0.003			
2/16/2022			<0.003						
2/17/2022	<0.003				<0.003			<0.003	
7/26/2022							0.0011 (J)		<0.003
7/28/2022	<0.003		<0.003		<0.003				
7/29/2022				<0.003					
8/1/2022						<0.003		<0.003	
8/2/2022		0.0015 (J)							
1/25/2023							<0.003		0.0017 (J)
1/30/2023	<0.003				<0.003				
1/31/2023			<0.003						
2/1/2023				<0.003				<0.003	
2/7/2023		0.00082 (J)				<0.003			
8/15/2023							<0.003		<0.003
8/18/2023			<0.003						
8/21/2023		<0.003							
8/22/2023								<0.003	
8/23/2023				<0.003		<0.003			
8/24/2023	<0.003				<0.003				
1/30/2024						0.0015 (J)			
1/31/2024							<0.003		<0.003
2/6/2024		0.0026 (J)						<0.003	
2/7/2024	<0.003		<0.003	<0.003	<0.003				
8/15/2024							<0.003		
8/16/2024									<0.003
8/20/2024			<0.003		<0.003				

ND substitution: RL or RL/2 if <15% NDs.

Confidence Interval

Constituent: Antimony (mg/L) Analysis Run 1/16/2025 2:00 PM View: Appendix IV

Plant Bowen Client: Southern Company Data: Bowen AP-1

	BGWC-37D	BGWC-38D	BGWC-40	BGWC-41D	BGWC-42D	BGWC-43D	BGWC-44D	BGWC-49D	BGWC-50D
8/21/2024				<0.003		<0.003		<0.003	
8/22/2024	<0.003	0.0013 (J)							
Mean	0.002718	0.00287	0.002792	0.00268	0.002335	0.002399	0.00313	0.002674	0.0027
Std. Dev.	0.0007622	0.00282	0.0007217	0.0006746	0.0009372	0.0009923	0.002177	0.0009228	0.0005581
Upper Lim.	0.003	0.003821	0.003	0.003	0.003	0.003	0.003439	0.003	0.003
Lower Lim.	0.0022	0.0006169	0.0005	0.0014	0.00083	0.00091	0.001213	0.00039	0.0017

ND substitution: RL or RL/2 if <15% NDs.

Confidence Interval

Constituent: Antimony (mg/L) Analysis Run 1/16/2025 2:00 PM View: Appendix IV

Plant Bowen Client: Southern Company Data: Bowen AP-1

	BGWC-51	BGWC-52	BGWC-7	BGWC-8	BGWC-9
6/6/2016					<0.003
6/7/2016				<0.003	
6/8/2016			<0.003		
8/10/2016				0.0004 (J)	
8/11/2016			0.0005 (J)		0.0003 (J)
10/4/2016				<0.003	
10/5/2016					<0.003
10/6/2016			0.0015 (J)		
12/2/2016				<0.003	
12/5/2016					<0.003
12/6/2016			<0.003		
2/14/2017				<0.003	
2/15/2017			<0.003		<0.003
4/14/2017				<0.003	
4/17/2017					<0.003
4/18/2017			0.0003 (J)		
5/26/2017				<0.003	<0.003
6/2/2017			<0.003		
7/10/2017				<0.003	
7/11/2017					<0.003
7/14/2017			<0.003		
3/26/2018				<0.003	
3/27/2018			<0.003		<0.003
2/25/2019				<0.003	
2/28/2019			<0.003		
2/19/2020				<0.003	
2/20/2020					<0.003
2/21/2020			0.0016 (J)		
3/18/2020				<0.003	
3/19/2020			<0.003		<0.003
9/23/2020				<0.003	
9/24/2020					<0.003
9/25/2020			<0.003		
1/28/2021	<0.003	0.0019 (J)			
2/16/2021				0.00046 (J)	
2/17/2021					0.00075 (J)
2/18/2021			<0.003		
2/23/2021	<0.003	0.00053 (J)			
3/24/2021				0.00059 (J)	0.00038 (J)
3/30/2021	0.0019 (J)	0.00085 (J)	<0.003		
8/18/2021				<0.003	0.0014 (J)
8/19/2021			<0.003		
8/23/2021	<0.003	<0.003			
2/10/2022				<0.003	<0.003
2/11/2022			<0.003		
2/14/2022	<0.003	<0.003			
7/26/2022				<0.003	<0.003
7/28/2022		<0.003	<0.003		
8/1/2022	<0.003				
1/26/2023			<0.003	<0.003	<0.003
1/31/2023	<0.003	<0.003			
8/16/2023				<0.003	

ND substitution: RL or RL/2 if <15% NDs.

Confidence Interval

Constituent: Antimony (mg/L) Analysis Run 1/16/2025 2:00 PM View: Appendix IV

Plant Bowen Client: Southern Company Data: Bowen AP-1

	BGWC-51	BGWC-52	BGWC-7	BGWC-8	BGWC-9
8/17/2023			<0.003		<0.003
8/21/2023	<0.003				
8/22/2023		<0.003			
2/1/2024				<0.003	<0.003
2/2/2024			<0.003		
2/5/2024	<0.003	<0.003			
8/16/2024			<0.003	<0.003	
8/19/2024					<0.003
8/20/2024	<0.003	<0.003			
Mean	0.00289	0.002428	0.002632	0.002657	0.002563
Std. Dev.	0.0003479	0.000981	0.0008386	0.0008845	0.0009427
Upper Lim.	0.003	0.003	0.003	0.003	0.003
Lower Lim.	0.003	0.00085	0.0016	0.00059	0.0014

ND substitution: RL or RL/2 if <15% NDs.

Confidence Interval

Constituent: Arsenic (mg/L) Analysis Run 1/16/2025 2:00 PM View: Appendix IV

Plant Bowen Client: Southern Company Data: Bowen AP-1

	BGWA-6	BGWC-10	BGWC-12	BGWC-14A	BGWC-16	BGWC-17	BGWC-18	BGWC-19	BGWC-20
6/6/2016	<0.005								
6/7/2016		0.0039	<0.005		<0.005	<0.005			
6/8/2016							<0.005	0.00046 (J)	0.0011 (J)
8/10/2016	<0.005								
8/11/2016					<0.005	<0.005			
8/12/2016			0.0009 (J)				<0.005	0.0008 (J)	0.0017 (J)
8/16/2016		0.0091							
10/4/2016	<0.005								
10/6/2016			<0.005						
10/7/2016		0.0074			<0.005	<0.005	<0.005	<0.005	
10/10/2016									<0.005
12/1/2016	<0.005								
12/5/2016			<0.005						
12/6/2016		0.0044 (J)			<0.005	<0.005	<0.005		
12/7/2016								<0.005	<0.005
2/14/2017	<0.005								
2/15/2017			<0.005						
2/16/2017		0.0081			<0.005	<0.005	<0.005	<0.005	
2/17/2017									<0.005
4/13/2017	0.0007 (J)								
4/18/2017		0.0084	0.0009 (J)		0.0007 (J)				
4/19/2017						0.0012 (J)	0.0013 (J)	0.0015 (J)	0.002 (J)
5/25/2017	0.0013 (J)								
5/30/2017					0.0008 (J)	0.0006 (J)			
6/1/2017							0.0005 (J)	0.0008 (J)	0.0017 (J)
6/2/2017		0.008	0.0015 (J)						
7/7/2017	<0.005								
7/12/2017		0.0063							
7/13/2017			0.0006 (J)						
7/14/2017					0.0008 (J)	<0.005	<0.005	0.0006 (J)	
7/18/2017									0.0018 (J)
3/27/2018		0.0064			0.0014 (J)	0.00076 (J)	0.00066 (J)	0.00082 (J)	
3/28/2018			0.0015 (J)						0.0018 (J)
6/12/2018					0.00073 (J)				
6/13/2018									0.0015 (J)
6/14/2018		0.0075	0.00096 (J)			<0.005	<0.005		
6/15/2018								0.00074 (J)	
10/16/2018	0.00095 (J)								
10/17/2018			<0.005			<0.005			
10/18/2018		0.0056			<0.005		<0.005		
10/19/2018								<0.005	
10/22/2018									<0.005
2/25/2019					<0.005				
2/27/2019						0.001 (J)	0.00083 (J)		0.0014 (J)
2/28/2019		0.0058	<0.005						
3/1/2019								<0.005	
4/1/2019			0.00028 (J)						
4/2/2019	0.00032 (J)	0.0057			0.0003 (J)	0.00024 (J)	0.00015 (J)		
4/3/2019								0.00017 (J)	0.00027 (J)
9/23/2019	0.0012 (J)								
9/25/2019		0.0058	0.00085 (J)						
9/26/2019					0.00074 (J)	0.0008 (J)	0.00046 (J)	0.00067 (J)	0.00087 (J)

ND substitution: RL or RL/2 if <15% NDs.

Confidence Interval

Constituent: Arsenic (mg/L) Analysis Run 1/16/2025 2:00 PM View: Appendix IV

Plant Bowen Client: Southern Company Data: Bowen AP-1

	BGWA-6	BGWC-10	BGWC-12	BGWC-14A	BGWC-16	BGWC-17	BGWC-18	BGWC-19	BGWC-20
2/18/2020	0.0019 (J)								
2/20/2020		0.0067			0.00042 (J)				
2/24/2020			0.00039 (J)			<0.005	<0.005	<0.005	0.00057 (J)
3/19/2020	<0.005		0.00036 (J)		<0.005	<0.005			
3/20/2020							<0.005	<0.005	
3/23/2020		0.0049 (J)							<0.005
5/22/2020				0.001 (J)					
6/23/2020				<0.005					
7/28/2020				0.0011 (J)					
9/2/2020				<0.005					
9/23/2020	<0.005								
9/24/2020		0.006			<0.005	<0.005	<0.005		
9/25/2020			<0.005						
9/28/2020								<0.005	<0.005
10/1/2020				<0.005					
11/10/2020				<0.005					
12/15/2020				<0.005					
1/20/2021				<0.005					
2/18/2021	0.0011 (J)	0.0054		<0.005	<0.005	<0.005	<0.005	<0.005	0.0016 (J)
2/19/2021			0.0011 (J)						
3/24/2021			0.002 (J)	0.002 (J)	0.0013 (J)	0.0017 (J)	0.0014 (J)		
3/26/2021								<0.005	
3/29/2021									<0.005
3/30/2021		0.0053							
3/31/2021	<0.005								
8/16/2021	<0.005								
8/18/2021		0.0083	0.0039 (J)	0.0034 (J)	<0.005				
8/19/2021						0.0014 (J)	0.002 (J)		
8/20/2021								<0.005	<0.005
2/9/2022	<0.005			<0.005					
2/11/2022		0.0094	<0.005		<0.005	<0.005			
2/16/2022							<0.005	0.0022 (J)	0.0031 (J)
7/26/2022	<0.005			<0.005					
7/27/2022			0.0028 (J)		<0.005	<0.005	<0.005	<0.005	<0.005
7/28/2022		0.005							
1/25/2023	<0.005								
1/26/2023			<0.005	<0.005	<0.005	<0.005	<0.005		
1/27/2023		<0.005						<0.005	
1/30/2023									<0.005
8/15/2023	<0.005								
8/16/2023			<0.005	<0.005					
8/17/2023		0.0062			<0.005	<0.005	<0.005		
8/18/2023								<0.005	0.0045 (J)
1/31/2024	<0.005								
2/1/2024		0.006	<0.005	<0.005	0.0011 (J)	<0.005			
2/2/2024							<0.005	0.00086 (J)	
2/5/2024									0.0011 (J)
8/15/2024	<0.005								
8/16/2024				0.0021 (J)					
8/19/2024			0.0028 (J)		0.0031 (J)	0.0013 (J)	0.0012 (J)	0.0016 (J)	
8/20/2024		0.0071							0.0076
Mean	0.003803	0.006354	0.002917	0.004094	0.003323	0.003615	0.003596	0.003124	0.003177

ND substitution: RL or RL/2 if <15% NDs.

Confidence Interval

Constituent: Arsenic (mg/L) Analysis Run 1/16/2025 2:00 PM View: Appendix IV

Plant Bowen Client: Southern Company Data: Bowen AP-1

	BGWA-6	BGWC-10	BGWC-12	BGWC-14A	BGWC-16	BGWC-17	BGWC-18	BGWC-19	BGWC-20
Std. Dev.	0.001868	0.001627	0.001984	0.001525	0.002055	0.001957	0.001995	0.0021	0.002017
Upper Lim.	0.005	0.007147	0.005	0.005	0.005	0.005	0.005	0.005	0.005
Lower Lim.	0.0013	0.005561	0.0009	0.0021	0.0008	0.0013	0.0013	0.0008	0.0015

Confidence Interval

Constituent: Arsenic (mg/L) Analysis Run 1/16/2025 2:00 PM View: Appendix IV

Plant Bowen Client: Southern Company Data: Bowen AP-1

	BGWC-21	BGWC-22	BGWC-23	BGWC-24	BGWC-25	BGWC-30	BGWC-31	BGWC-32	BGWC-34D
6/8/2016	0.0015	0.0012 (J)			0.0037				
6/9/2016			0.0012 (J)	0.0016					
8/15/2016					0.003 (J)				
8/18/2016	<0.005	0.0022 (J)	0.003 (J)	0.0054					
10/10/2016	<0.005	0.002 (J)	0.0021 (J)	0.0079	0.0026 (J)				
12/7/2016			0.0023 (J)	0.0121					
12/8/2016	<0.005	<0.005			<0.005				
1/23/2017						<0.005			
2/7/2017						<0.005			
2/17/2017	<0.005	0.0023 (J)							
2/20/2017			0.0025 (J)	0.0063	0.0029 (J)				
3/27/2017						0.0019 (J)			
4/17/2017						0.0017 (J)			
4/19/2017	0.002 (J)		0.0032 (J)	0.0051					
4/20/2017		0.0028 (J)			0.0024 (J)				
5/22/2017						0.0034 (J)			
6/1/2017	0.0011 (J)				0.0025 (J)				
6/5/2017		0.0035 (J)	0.0043 (J)	0.0072		0.0039 (J)			
7/11/2017						0.0016 (J)			
7/17/2017			0.0017 (J)	0.0031 (J)	0.0021 (J)				
7/18/2017	0.0015 (J)								
7/19/2017		0.0028 (J)							
8/23/2017						0.001 (J)			
3/26/2018						0.0015 (J)			
3/28/2018	0.0012 (J)				0.0019 (J)				
3/29/2018		0.0037 (J)	0.0028 (J)	0.0075 (J)					
6/13/2018			0.0019 (J)	0.0045 (J)					
6/14/2018	0.00087 (J)	0.0027 (J)			0.0022 (J)				
6/15/2018						0.00089 (J)			
10/18/2018							0.0034 (J)		
10/19/2018	0.00059 (J)								0.013
10/22/2018		0.0016 (J)	0.0015 (J)	0.0027 (J)	0.0026 (J)	0.00064 (J)		0.00076 (J)	
1/14/2019									0.017
3/1/2019		0.0011 (J)	0.0023 (J)	0.0032 (J)	0.0022 (J)	<0.005			
3/4/2019									0.02
4/2/2019						0.00024 (J)			
4/3/2019	0.00038 (J)	0.0021 (J)	0.00093 (J)	0.0019 (J)					
4/4/2019					0.0016 (J)		0.0036 (J)		0.015
4/5/2019								0.00093 (J)	
9/24/2019							0.0055		0.016
9/26/2019								0.0018 (J)	
9/27/2019		0.0013 (J)	0.00096 (J)			0.00042 (J)			
9/30/2019	<0.005			0.0027 (J)	0.002 (J)				
2/25/2020		0.0014 (J)	0.0012 (J)						
2/26/2020	0.00047 (J)			0.0013 (J)	0.0018 (J)	0.00053 (J)	0.0037 (J)		
2/27/2020								0.00081 (J)	0.017
3/20/2020	<0.005	0.0015 (J)							
3/23/2020			0.0027 (J)			<0.005	0.0054		
3/24/2020					0.0013 (J)			0.0017 (J)	0.02
3/25/2020				<0.005					
9/24/2020	<0.005	0.0019 (J)	0.001 (J)						
9/25/2020				0.0023 (J)		<0.005		0.00093 (J)	

ND substitution: RL or RL/2 if <15% NDs.

Confidence Interval

Constituent: Arsenic (mg/L) Analysis Run 1/16/2025 2:00 PM View: Appendix IV

Plant Bowen Client: Southern Company Data: Bowen AP-1

	BGWC-21	BGWC-22	BGWC-23	BGWC-24	BGWC-25	BGWC-30	BGWC-31	BGWC-32	BGWC-34D
9/28/2020					0.0028 (J)		0.0044 (J)		0.018
2/19/2021	0.00079 (J)	0.0039 (J)	0.0049 (J)	0.0054					0.015
2/22/2021							0.0049 (J)		
2/23/2021					0.004 (J)			0.0032 (J)	
3/8/2021						<0.005			
3/25/2021						0.0015 (J)			
3/26/2021			<0.005	<0.005	0.0025 (J)				
3/29/2021	<0.005	<0.005					0.0038 (J)		
3/30/2021								<0.005	0.016
8/19/2021					0.0019 (J)	<0.005			
8/20/2021	<0.005						0.0054		
8/23/2021		0.0036 (J)	0.0043 (J)	0.0032 (J)					
8/24/2021									0.017
8/25/2021								0.0029 (J)	
2/14/2022			0.0065			<0.005			
2/15/2022		0.007		0.0073					
2/16/2022	0.002 (J)				0.0055		0.007	0.0041 (J)	0.02
7/27/2022					0.0027 (J)				
7/28/2022	<0.005						0.0051		0.015
7/29/2022								<0.005	
8/1/2022			0.0085			0.0034 (J)			
8/2/2022		0.0033 (J)		<0.005					
10/21/2022				0.003 (JR)					
1/27/2023	<0.005				<0.005		0.0035 (J)		
1/30/2023									0.014
1/31/2023								0.004 (J)	
2/1/2023				0.0042 (J)		0.0024 (J)			
2/2/2023			0.01						
2/7/2023		0.0028 (J)							
8/17/2023					<0.005				
8/18/2023							0.0054	0.0039 (J)	0.016
8/21/2023						<0.005			
8/22/2023		0.0095							
8/23/2023	<0.005		0.0062						
8/25/2023				0.0081					
1/30/2024				0.0036 (J)					
2/2/2024							0.0023 (J)		
2/5/2024	<0.005				<0.005				0.013
2/6/2024						0.001 (J)			
2/8/2024		0.0015 (J)	0.0024 (J)					0.0017 (J)	
8/19/2024							0.0041 (J)		
8/20/2024					0.0045 (J)				0.015
8/21/2024		0.009		0.0073				0.0073	
8/22/2024	<0.005		0.0046 (J)			0.0033 (J)			
Mean	0.003296	0.003065	0.003288	0.004607	0.003027	0.002858	0.0045	0.002602	0.01629
Std. Dev.	0.001996	0.002189	0.002333	0.002605	0.00125	0.001842	0.001176	0.00175	0.002229
Upper Lim.	0.005	0.003392	0.004023	0.00585	0.002935	0.005	0.005297	0.00355	0.01769
Lower Lim.	0.0012	0.00195	0.002052	0.003365	0.002035	0.001	0.003703	0.0014	0.0149

ND substitution: RL or RL/2 if <15% NDs.

Confidence Interval

Constituent: Arsenic (mg/L) Analysis Run 1/16/2025 2:00 PM View: Appendix IV

Plant Bowen Client: Southern Company Data: Bowen AP-1

	BGWC-35D	BGWC-36D	BGWC-37D	BGWC-38D	BGWC-39	BGWC-40	BGWC-41D	BGWC-42D	BGWC-43D
10/17/2018		0.00082 (J)							
10/22/2018	0.0019 (J)								
4/2/2019		0.00039 (J)							
4/4/2019	0.0018 (J)								
9/26/2019	0.0035 (J)								
9/27/2019		0.00064 (J)							
2/25/2020	0.0013 (J)		0.04						
2/26/2020		<0.005							
2/27/2020				0.0021 (J)	0.00055 (J)				
2/28/2020						0.00062 (J)			
3/23/2020		<0.005							
3/24/2020			0.028	0.0054	<0.005				
3/25/2020	0.00046 (J)					0.00051 (J)			
9/2/2020				0.0012 (J)			0.00092 (J)		
9/3/2020								0.0023 (J)	0.00099 (J)
9/25/2020	0.0021 (J)		0.033						
9/28/2020		<0.005							
9/29/2020					<0.005	<0.005			
2/22/2021	0.0034 (J)		0.019		0.0026 (J)	0.0024 (J)	0.0033 (J)	0.0068	
3/8/2021		0.00096 (J)							0.0013 (J)
3/9/2021				0.0021 (J)					
3/25/2021		0.0021 (J)							
3/26/2021	0.002 (J)		0.013						
3/29/2021				0.0019 (J)					0.001 (J)
3/30/2021						<0.005			
3/31/2021					<0.005		0.0017 (J)		
4/1/2021								0.002 (J)	
8/19/2021				<0.005					
8/20/2021	0.0021 (J)		0.014					0.0064	
8/23/2021		0.0018 (J)							0.0022 (J)
8/24/2021					0.0028 (J)	0.0021 (J)	0.0027 (J)		
2/14/2022		<0.005		0.0036 (J)					
2/15/2022							0.0062		0.0048 (J)
2/16/2022					0.0052	0.0032 (J)			
2/17/2022	0.0065		0.011					0.009	
7/28/2022	<0.005		0.013			<0.005		0.0033 (J)	
7/29/2022		<0.005					0.0034 (J)		
8/1/2022									0.0045 (J)
8/2/2022				0.0025 (J)	0.0055				
1/30/2023	0.005 (J)		0.0074					0.0088	
1/31/2023						0.0022 (J)			
2/1/2023		0.0032 (J)					0.0084		
2/2/2023					0.0048 (J)				
2/7/2023				<0.005					<0.005
8/18/2023						<0.005			
8/21/2023		0.0062		0.0051					
8/23/2023					0.01		0.011		0.0087
8/24/2023	0.016		0.0086					0.0059	
1/30/2024		0.0017 (J)							0.0034 (J)
2/6/2024				0.0016 (J)					
2/7/2024	0.0073		0.0075			0.00094 (J)	0.0023 (J)	0.004 (J)	
2/8/2024					0.0012 (J)				

ND substitution: RL or RL/2 if <15% NDs.

Confidence Interval

Constituent: Arsenic (mg/L) Analysis Run 1/16/2025 2:00 PM View: Appendix IV

Plant Bowen Client: Southern Company Data: Bowen AP-1

	BGWC-35D	BGWC-36D	BGWC-37D	BGWC-38D	BGWC-39	BGWC-40	BGWC-41D	BGWC-42D	BGWC-43D
8/20/2024		0.0042 (J)				0.0038 (J)		0.0059	
8/21/2024							0.0081		0.0072
8/22/2024	0.011		0.009	0.0056	0.0092				
Mean	0.004457	0.003134	0.01696	0.003425	0.004737	0.002981	0.004802	0.00544	0.003659
Std. Dev.	0.004236	0.002012	0.01089	0.00169	0.002812	0.001773	0.003396	0.002483	0.002651
Upper Lim.	0.006402	0.002855	0.02408	0.003963	0.006403	0.002854	0.007832	0.007656	0.006024
Lower Lim.	0.001769	0.0009487	0.008938	0.001668	0.001767	0.001088	0.001772	0.003224	0.001294

Confidence Interval

Constituent: Arsenic (mg/L) Analysis Run 1/16/2025 2:00 PM View: Appendix IV

Plant Bowen Client: Southern Company Data: Bowen AP-1

	BGWC-44D	BGWC-49D	BGWC-50D	BGWC-51	BGWC-52	BGWC-7	BGWC-8	BGWC-9
6/6/2016								0.0022
6/7/2016							0.00018 (J)	
6/8/2016						0.0024		
8/10/2016							<0.005	
8/11/2016						0.0024 (J)		0.0028 (J)
10/4/2016							<0.005	
10/5/2016								0.002 (J)
10/6/2016						<0.005		
12/2/2016							<0.005	
12/5/2016								<0.005
12/6/2016						<0.005		
2/14/2017							<0.005	
2/15/2017						0.003 (J)		0.0033 (J)
4/14/2017							0.0007 (J)	
4/17/2017								0.0028 (J)
4/18/2017						0.0029 (J)		
5/26/2017							0.0008 (J)	0.0035 (J)
6/2/2017						0.0031 (J)		
7/10/2017							0.0011 (J)	
7/11/2017								0.0033 (J)
7/14/2017						0.0017 (J)		
3/26/2018							0.0009 (J)	
3/27/2018						0.0028 (J)		0.0021 (J)
6/12/2018							0.00065 (J)	0.0015 (J)
6/13/2018						0.0023 (J)		
10/16/2018							0.00064 (J)	
10/17/2018								0.0035 (J)
10/18/2018						0.0015 (J)		
2/25/2019							<0.005	
2/28/2019						0.0011 (J)		
4/1/2019							0.00041 (J)	0.0026 (J)
4/2/2019						0.0016 (J)		
9/24/2019						0.0031 (J)	0.00047 (J)	0.0033 (J)
2/19/2020							0.0011 (J)	
2/20/2020								0.0019 (J)
2/21/2020						0.0018 (J)		
3/18/2020							0.00042 (J)	
3/19/2020						0.0018 (J)		0.0014 (J)
9/3/2020	0.0033 (J)							
9/23/2020							<0.005	
9/24/2020								0.0021 (J)
9/25/2020						0.0025 (J)		
1/28/2021				0.0012 (J)	0.00099 (J)			
2/16/2021							<0.005	
2/17/2021								0.0019 (J)
2/18/2021	0.0078					0.0026 (J)		
2/23/2021				0.0048 (J)	0.0028 (J)			
3/24/2021							0.0012 (J)	0.0025 (J)
3/30/2021				0.0065 (J)	0.001 (J)	0.0017 (J)		
3/31/2021	0.0043 (J)							
4/19/2021		0.0023 (J)	0.0032 (J)					
8/18/2021	0.0019 (J)		0.0018 (J)				0.0014 (J)	0.0025 (J)

ND substitution: RL or RL/2 if <15% NDs.

Confidence Interval

Constituent: Arsenic (mg/L) Analysis Run 1/16/2025 2:00 PM View: Appendix IV

Plant Bowen Client: Southern Company Data: Bowen AP-1

	BGWC-44D	BGWC-49D	BGWC-50D	BGWC-51	BGWC-52	BGWC-7	BGWC-8	BGWC-9
8/19/2021						0.0045 (J)		
8/23/2021				0.0033 (J)	0.002 (J)			
8/24/2021		0.003 (J)						
2/9/2022	0.0062		0.0023 (J)					
2/10/2022							<0.005	0.0018 (J)
2/11/2022						0.0022 (J)		
2/14/2022				<0.005	<0.005			
2/17/2022		0.0057						
7/26/2022	0.0041 (J)		0.0035 (J)				<0.005	<0.005
7/28/2022					<0.005	0.0024 (J)		
8/1/2022		0.0076		<0.005				
1/25/2023	0.0043 (J)		<0.005					
1/26/2023						0.0025 (J)	<0.005	<0.005
1/31/2023				<0.005	<0.005			
2/1/2023		0.0073						
8/15/2023	0.0039 (J)		<0.005					
8/16/2023							<0.005	
8/17/2023						0.0041 (J)		<0.005
8/21/2023				0.0057				
8/22/2023		0.0097			0.005			
1/31/2024	0.004 (J)		0.0019 (J)					
2/1/2024							<0.005	0.0012 (J)
2/2/2024						0.0015 (J)		
2/5/2024				<0.005	<0.005			
2/6/2024		0.0022 (J)						
8/15/2024	0.0041 (J)							
8/16/2024			0.003 (J)			0.0011 (J)	<0.005	
8/19/2024								0.0024 (J)
8/20/2024				0.0033 (J)	<0.005			
8/21/2024		0.0075						
Mean	0.00439	0.005663	0.003212	0.00448	0.003679	0.002369	0.002883	0.002824
Std. Dev.	0.001594	0.002841	0.001257	0.001502	0.001779	0.0008123	0.002173	0.001159
Upper Lim.	0.005812	0.008674	0.003307	0.005062	0.005	0.002765	0.005	0.002401
Lower Lim.	0.002968	0.002651	0.001926	0.001578	0.001	0.001973	0.0007	0.001777

ND substitution: RL or RL/2 if <15% NDs.

Confidence Interval

Constituent: Barium (mg/L) Analysis Run 1/16/2025 2:00 PM View: Appendix IV

Plant Bowen Client: Southern Company Data: Bowen AP-1

	BGWA-6	BGWC-10	BGWC-12	BGWC-14A	BGWC-16	BGWC-17	BGWC-18	BGWC-19	BGWC-20
6/6/2016	0.015								
6/7/2016		0.091	0.027		0.027	0.017			
6/8/2016							0.039	0.036	0.036
8/10/2016	0.0142								
8/11/2016					0.0292	0.0152			
8/12/2016			0.026				0.031	0.0412	0.0283
8/16/2016		0.0667							
10/4/2016	0.0137								
10/6/2016			0.0308						
10/7/2016		0.0631			0.0295	0.0225	0.0427	0.0427	
10/10/2016									0.0288
12/1/2016	0.0144								
12/5/2016			0.0258						
12/6/2016		0.0659			0.0367	0.0171	0.0398		
12/7/2016								0.0338	0.0279
2/14/2017	0.0114								
2/15/2017			0.029						
2/16/2017		0.0621			0.0315	0.0187	0.0309	0.0407	
2/17/2017									0.0316
4/13/2017	0.0115								
4/18/2017		0.0545	0.0294		0.0272				
4/19/2017						0.0183	0.0325	0.042	0.0367
5/25/2017	0.0122								
5/30/2017					0.0316	0.0179			
6/1/2017							0.0331	0.0341	0.0361
6/2/2017		0.0555	0.0354						
7/7/2017	0.012								
7/12/2017		0.0572							
7/13/2017			0.0329						
7/14/2017					0.029	0.0191	0.0349	0.0405	
7/18/2017									0.0346
3/27/2018		0.051			0.027	0.015	0.027	0.029	
3/28/2018			0.034						0.03
6/12/2018					0.029				
6/13/2018									0.031
6/14/2018		0.053	0.032			0.016	0.032		
6/15/2018								0.032	
10/16/2018	0.011								
10/17/2018			0.033			0.015			
10/18/2018		0.053			0.026		0.033		
10/19/2018								0.037	
10/22/2018									0.03
2/25/2019					0.028				
2/27/2019						0.014	0.027		0.032
2/28/2019		0.053	0.033						
3/1/2019								0.028	
4/1/2019			0.023						
4/2/2019	0.011	0.045			0.025	0.015	0.028		
4/3/2019								0.033	0.029
9/23/2019	0.012								
9/25/2019		0.047	0.035						
9/26/2019					0.031	0.023	0.042	0.049	0.032

Confidence Interval

Constituent: Barium (mg/L) Analysis Run 1/16/2025 2:00 PM View: Appendix IV

Plant Bowen Client: Southern Company Data: Bowen AP-1

	BGWA-6	BGWC-10	BGWC-12	BGWC-14A	BGWC-16	BGWC-17	BGWC-18	BGWC-19	BGWC-20
2/18/2020	0.012								
2/20/2020		0.049			0.026				
2/24/2020			0.033			0.014	0.028	0.024	0.033
3/19/2020	0.013		0.034		0.027	0.017			
3/20/2020							0.031	0.034	
3/23/2020		0.042							0.032
5/22/2020				0.036					
6/23/2020				0.029					
7/28/2020				0.049					
9/2/2020				0.04					
9/23/2020	0.01								
9/24/2020		0.041			0.028	0.022	0.031		
9/25/2020			0.038						
9/28/2020								0.03	0.032
10/1/2020				0.039					
11/10/2020				0.037					
12/15/2020				0.042					
1/20/2021				0.042					
2/18/2021	0.012	0.039		0.036	0.028	0.017	0.034	0.026	0.039
2/19/2021			0.043						
3/24/2021			0.039	0.032	0.028	0.018	0.031		
3/26/2021								0.028	
3/29/2021									0.033
3/30/2021		0.041							
3/31/2021	0.052								
8/16/2021	0.044								
8/18/2021		0.036	0.042	0.04	0.027				
8/19/2021						0.015	0.029		
8/20/2021								0.035	0.034
2/9/2022	0.043			0.022					
2/11/2022		0.044	0.043		0.03	0.015			
2/16/2022							0.032	0.036	0.035
7/26/2022	0.016			0.038					
7/27/2022			0.045		0.033	0.015	0.029	0.039	0.032
7/28/2022		0.042							
1/25/2023	0.064								
1/26/2023			0.052	0.025	0.033	0.015	0.034		
1/27/2023		0.04						0.023	
1/30/2023									0.036
8/15/2023	0.014								
8/16/2023			0.049	0.041					
8/17/2023		0.039			0.034	0.015	0.033		
8/18/2023								0.034	0.035
1/31/2024	0.055								
2/1/2024		0.038	0.055	0.034	0.032	0.017			
2/2/2024							0.027	0.028	
2/5/2024									0.034
8/15/2024	0.014								
8/16/2024				0.034					
8/19/2024			0.045		0.026	0.014	0.032	0.039	
8/20/2024		0.04							0.032
Mean	0.02119	0.05035	0.03632	0.03624	0.02922	0.01684	0.03246	0.03442	0.03273

Confidence Interval

Constituent: Barium (mg/L) Analysis Run 1/16/2025 2:00 PM View: Appendix IV

Plant Bowen Client: Southern Company Data: Bowen AP-1

	BGWA-6	BGWC-10	BGWC-12	BGWC-14A	BGWC-16	BGWC-17	BGWC-18	BGWC-19	BGWC-20
Std. Dev.	0.01685	0.01233	0.008314	0.006619	0.002888	0.002566	0.004331	0.006344	0.002826
Upper Lim.	0.016	0.0555	0.04037	0.04038	0.03063	0.018	0.03457	0.03751	0.03411
Lower Lim.	0.0115	0.04422	0.03227	0.03209	0.02781	0.015	0.03035	0.03133	0.03135

Confidence Interval

Constituent: Barium (mg/L) Analysis Run 1/16/2025 2:00 PM View: Appendix IV

Plant Bowen Client: Southern Company Data: Bowen AP-1

	BGWC-21	BGWC-22	BGWC-23	BGWC-24	BGWC-25	BGWC-30	BGWC-31	BGWC-32	BGWC-34D
6/8/2016	0.054	0.092			0.038				
6/9/2016			0.11	0.14					
8/15/2016					0.0321				
8/18/2016	0.0479	0.0953	0.0893	0.113					
10/10/2016	0.0433	0.0954	0.0839	0.0888	0.0283				
12/7/2016			0.0912	0.0289					
12/8/2016	0.0474	0.0991			0.0294				
1/23/2017						0.237			
2/7/2017						0.191			
2/17/2017	0.0483	0.0927							
2/20/2017			0.0813	0.0999	0.0275				
3/27/2017						0.197			
4/17/2017						0.192			
4/19/2017	0.0486		0.087	0.114					
4/20/2017		0.086			0.0279				
5/22/2017						0.197			
6/1/2017	0.0468				0.0313				
6/5/2017		0.0875	0.084	0.135		0.201			
7/11/2017						0.179			
7/17/2017			0.0809	0.134	0.0251				
7/18/2017	0.0494								
7/19/2017		0.0877							
8/23/2017						0.15			
3/26/2018						0.1			
3/28/2018	0.043				0.018				
3/29/2018		0.088	0.085	0.08					
6/13/2018			0.091	0.1					
6/14/2018	0.042	0.093			0.019				
6/15/2018						0.087			
10/18/2018							0.055		
10/19/2018	0.038								0.038
10/22/2018		0.088	0.087	0.1	0.018	0.1		0.096	
3/1/2019		0.087	0.097	0.12	0.021	0.078			
4/2/2019						0.075			
4/3/2019	0.033	0.082	0.087	0.095					
4/4/2019					0.016		0.032		0.031
4/5/2019								0.085	
9/24/2019							0.038		0.036
9/26/2019								0.12	
9/27/2019		0.095	0.11			0.08			
9/30/2019	0.036			0.098	0.016				
2/25/2020		0.062	0.12						
2/26/2020	0.024			0.1	0.015	0.062	0.033		
2/27/2020								0.092	0.036
3/20/2020	0.03	0.075							
3/23/2020			0.11			0.075	0.038		
3/24/2020					0.015			0.094	0.043
3/25/2020				0.096					
9/24/2020	0.031	0.093	0.12						
9/25/2020				0.088		0.07		0.14	
9/28/2020					0.016		0.038		0.042
2/19/2021	0.03	0.086	0.12	0.081					0.053

Confidence Interval

Constituent: Barium (mg/L) Analysis Run 1/16/2025 2:00 PM View: Appendix IV

Plant Bowen Client: Southern Company Data: Bowen AP-1

	BGWC-21	BGWC-22	BGWC-23	BGWC-24	BGWC-25	BGWC-30	BGWC-31	BGWC-32	BGWC-34D
2/22/2021							0.041		
2/23/2021					0.019			0.13	
3/8/2021						0.074			
3/25/2021						0.06			
3/26/2021			0.12	0.075	0.018				
3/29/2021	0.025	0.079					0.039		
3/30/2021								0.13	0.048
8/19/2021					0.019	0.094			
8/20/2021	0.024						0.041		
8/23/2021		0.073	0.11	0.077					
8/24/2021									0.048
8/25/2021								0.099	
2/14/2022			0.11			0.072			
2/15/2022		0.074		0.077					
2/16/2022	0.028				0.019		0.042	0.096	0.052
7/27/2022					0.016				
7/28/2022	0.025						0.039		0.051
7/29/2022								0.09	
8/1/2022			0.099			0.061			
8/2/2022		0.074		0.022					
10/21/2022				0.057 (R)					
1/27/2023	0.021				0.015		0.042		
1/30/2023									0.055
1/31/2023								0.1	
2/1/2023				0.052		0.062			
2/2/2023			0.088						
2/7/2023		0.058							
8/17/2023					0.013				
8/18/2023							0.041	0.079	0.052
8/21/2023						0.051			
8/22/2023		0.068							
8/23/2023	0.036		0.06						
8/25/2023				0.045					
1/30/2024				0.042					
2/2/2024							0.044		
2/5/2024	0.027				0.016				0.057
2/6/2024						0.055			
2/8/2024		0.05	0.059					0.086	
8/19/2024							0.035		
8/20/2024					0.017				0.056
8/21/2024		0.055		0.035				0.083	
8/22/2024	0.022		0.063			0.043			
Mean	0.03603	0.08137	0.09398	0.08495	0.02098	0.1093	0.03987	0.1013	0.04653
Std. Dev.	0.0103	0.01364	0.01811	0.0324	0.006648	0.05979	0.00537	0.01919	0.008305
Upper Lim.	0.04116	0.08802	0.1028	0.1004	0.02317	0.123	0.04331	0.1132	0.05216
Lower Lim.	0.03089	0.07473	0.08516	0.06949	0.01744	0.07466	0.03626	0.08837	0.04091

Confidence Interval

Constituent: Barium (mg/L) Analysis Run 1/16/2025 2:00 PM View: Appendix IV

Plant Bowen Client: Southern Company Data: Bowen AP-1

	BGWC-35D	BGWC-36D	BGWC-37D	BGWC-38D	BGWC-39	BGWC-40	BGWC-41D	BGWC-42D	BGWC-43D
10/17/2018		0.11							
10/22/2018	0.065								
4/2/2019		0.074							
4/4/2019	0.071								
9/26/2019	0.085								
9/27/2019		0.084							
2/25/2020	0.099		0.12						
2/26/2020		0.064							
2/27/2020				0.24	0.06				
2/28/2020						0.045			
3/23/2020		0.062							
3/24/2020			0.1	0.17	0.04				
3/25/2020	0.12					0.048			
9/2/2020				0.19			0.046		
9/3/2020								0.087	0.083
9/25/2020	0.11		0.1						
9/28/2020		0.067							
9/29/2020					0.096	0.047			
2/22/2021	0.091		0.09		0.054	0.061	0.053	0.13	
3/8/2021		0.073							0.068
3/9/2021				0.096					
3/25/2021		0.073							
3/26/2021	0.07		0.089						
3/29/2021				0.082					0.065
3/30/2021						0.06			
3/31/2021					0.06		0.058		
4/1/2021								0.058	
8/19/2021				0.14					
8/20/2021	0.069		0.09					0.12	
8/23/2021		0.066							0.07
8/24/2021					0.065	0.053	0.06		
2/14/2022		0.064		0.15					
2/15/2022							0.063		0.076
2/16/2022					0.067	0.055			
2/17/2022	0.071		0.087					0.12	
7/28/2022	0.06		0.094			0.047		0.084	
7/29/2022		0.062					0.06		
8/1/2022									0.066
8/2/2022				0.12	0.07				
1/30/2023	0.059		0.087					0.13	
1/31/2023						0.047			
2/1/2023		0.058					0.071		
2/2/2023					0.039				
2/7/2023				0.11					0.059
8/18/2023						0.038			
8/21/2023		0.06		0.1					
8/23/2023					0.072		0.065		0.062
8/24/2023	0.056		0.095					0.074	
1/30/2024		0.06							0.072
2/6/2024				0.16					
2/7/2024	0.05		0.077			0.039	0.072	0.06	
2/8/2024					0.043				

Confidence Interval

Constituent: Barium (mg/L) Analysis Run 1/16/2025 2:00 PM View: Appendix IV

Plant Bowen Client: Southern Company Data: Bowen AP-1

	BGWC-35D	BGWC-36D	BGWC-37D	BGWC-38D	BGWC-39	BGWC-40	BGWC-41D	BGWC-42D	BGWC-43D
8/20/2024		0.054				0.034		0.053	
8/21/2024							0.07		0.056
8/22/2024	0.053		0.076	0.088	0.074				
Mean	0.07527	0.06873	0.09208	0.1372	0.06167	0.04783	0.0618	0.0916	0.0677
Std. Dev.	0.02126	0.01371	0.01157	0.04739	0.01636	0.008397	0.00827	0.03086	0.008042
Upper Lim.	0.08967	0.074	0.1012	0.1744	0.0745	0.05442	0.06918	0.1191	0.07488
Lower Lim.	0.06086	0.06	0.083	0.09998	0.04883	0.04124	0.05442	0.06407	0.06052

Confidence Interval

Constituent: Barium (mg/L) Analysis Run 1/16/2025 2:00 PM View: Appendix IV

Plant Bowen Client: Southern Company Data: Bowen AP-1

	BGWC-44D	BGWC-49D	BGWC-50D	BGWC-51	BGWC-52	BGWC-7	BGWC-8	BGWC-9
6/6/2016								0.034
6/7/2016							0.0051	
6/8/2016						0.048		
8/10/2016							0.0264	
8/11/2016						0.0428		0.0305
10/4/2016							0.0316	
10/5/2016								0.0289
10/6/2016						0.0404		
12/2/2016							0.026	
12/5/2016								0.0269
12/6/2016						0.0385		
2/14/2017							0.0299	
2/15/2017						0.039		0.0299
4/14/2017							0.0275	
4/17/2017								0.0318
4/18/2017						0.0392		
5/26/2017							0.0328	0.0341
6/2/2017						0.0407		
7/10/2017							0.0305	
7/11/2017								0.0355
7/14/2017						0.0394		
3/26/2018							0.029	
3/27/2018						0.039		0.026
6/12/2018							0.031	0.024
6/13/2018						0.038		
10/16/2018							0.034	
10/17/2018								0.037
10/18/2018						0.037		
2/25/2019							0.03	
2/28/2019						0.041		
4/1/2019							0.025	0.027
4/2/2019						0.031		
9/24/2019						0.035	0.03	0.035
2/19/2020							0.032	
2/20/2020								0.025
2/21/2020						0.03		
3/18/2020							0.028	
3/19/2020						0.031		0.028
9/3/2020	0.02							
9/23/2020							0.029	
9/24/2020								0.031
9/25/2020						0.03		
1/28/2021				0.061	0.076			
2/16/2021							0.028	
2/17/2021								0.03
2/18/2021	0.026					0.031		
2/23/2021				0.054	0.095			
3/24/2021							0.027	0.026
3/30/2021				0.051	0.084	0.035		
3/31/2021	0.025							
4/19/2021		0.077	0.033					
8/18/2021	0.021		0.028				0.029	0.025

Confidence Interval

Constituent: Barium (mg/L) Analysis Run 1/16/2025 2:00 PM View: Appendix IV

Plant Bowen Client: Southern Company Data: Bowen AP-1

	BGWC-44D	BGWC-49D	BGWC-50D	BGWC-51	BGWC-52	BGWC-7	BGWC-8	BGWC-9
8/19/2021						0.028		
8/23/2021				0.044	0.063			
8/24/2021		0.094						
2/9/2022	0.023		0.049					
2/10/2022							0.027	0.026
2/11/2022						0.029		
2/14/2022				0.011	0.029			
2/17/2022		0.077						
7/26/2022	0.022		0.051				0.029	0.029
7/28/2022					0.021	0.028		
8/1/2022		0.062		0.0081				
1/25/2023	0.012		0.067					
1/26/2023						0.029	0.029	0.027
1/31/2023				0.011	0.032			
2/1/2023		0.055						
8/15/2023	0.033		0.062					
8/16/2023							0.027	
8/17/2023						0.027		0.03
8/21/2023				0.0094				
8/22/2023		0.074			0.029			
1/31/2024	0.036		0.055					
2/1/2024							0.027	0.027
2/2/2024						0.023		
2/5/2024				0.0058	0.019			
2/6/2024		0.057						
8/15/2024	0.033							
8/16/2024			0.031			0.02	0.023	
8/19/2024								0.028
8/20/2024				0.0057	0.019			
8/21/2024		0.069						
Mean	0.0251	0.07063	0.047	0.0261	0.0467	0.03423	0.02784	0.0293
Std. Dev.	0.007249	0.01279	0.01475	0.02315	0.0296	0.006655	0.005247	0.003596
Upper Lim.	0.03157	0.08419	0.06263	0.054	0.071	0.03747	0.03005	0.0311
Lower Lim.	0.01863	0.05706	0.03137	0.0058	0.02146	0.03099	0.02694	0.02751

Confidence Interval

Constituent: Beryllium (mg/L) Analysis Run 1/16/2025 2:00 PM View: Appendix IV

Plant Bowen Client: Southern Company Data: Bowen AP-1

	BGWC-12	BGWC-16	BGWC-17	BGWC-18	BGWC-19	BGWC-22	BGWC-23	BGWC-24	BGWC-36D
6/7/2016	<0.0005	<0.0005	<0.0005						
6/8/2016				<0.0005	<0.0005	<0.0005			
6/9/2016							<0.0005	<0.0005	
8/11/2016		<0.0005	<0.0005						
8/12/2016	<0.0005			<0.0005	<0.0005				
8/18/2016						<0.0005	<0.0005	<0.0005	
10/6/2016	<0.0005								
10/7/2016		<0.0005	<0.0005	<0.0005	<0.0005				
10/10/2016						<0.0005	<0.0005	<0.0005	
12/5/2016	<0.0005								
12/6/2016		<0.0005	<0.0005	<0.0005					
12/7/2016					<0.0005		<0.0005	<0.0005	
12/8/2016						<0.0005			
2/15/2017	<0.0005								
2/16/2017		<0.0005	<0.0005	<0.0005	<0.0005				
2/17/2017						<0.0005			
2/20/2017							<0.0005	<0.0005	
4/18/2017	<0.0005	<0.0005							
4/19/2017			<0.0005	<0.0005	8E-05 (J)		<0.0005	<0.0005	
4/20/2017						<0.0005			
5/30/2017		<0.0005	<0.0005						
6/1/2017				9E-05 (J)	7E-05 (J)				
6/2/2017	<0.0005								
6/5/2017						<0.0005	<0.0005	<0.0005	
7/13/2017	<0.0005								
7/14/2017		<0.0005	<0.0005	<0.0005	<0.0005				
7/17/2017							<0.0005	<0.0005	
7/19/2017						<0.0005			
3/27/2018		<0.0005	<0.0005	<0.0005	<0.0005				
3/28/2018	<0.0005								
3/29/2018						<0.0005	<0.0005	<0.0005	
2/25/2019		8.7E-05 (J)							
2/27/2019			<0.0005	0.00011 (J)					
2/28/2019	7.6E-05 (J)								
3/1/2019					<0.0005	0.00012 (J)	<0.0005	<0.0005	
4/1/2019	<0.0005								
4/2/2019		6.3E-05 (J)	<0.0005	5.2E-05 (J)					7E-05 (J)
4/3/2019					<0.0005	6.7E-05 (J)	<0.0005	<0.0005	
9/25/2019	<0.0005								
9/26/2019		8E-05 (J)	<0.0005	<0.0005	<0.0005				
9/27/2019						9.9E-05 (J)	<0.0005		<0.0005
9/30/2019								9.3E-05 (J)	
2/20/2020		0.00012 (J)							
2/24/2020	<0.0005		<0.0005	<0.0005	<0.0005				
2/25/2020						9.3E-05 (J)	<0.0005		
2/26/2020								0.0001 (J)	<0.0005
3/19/2020	<0.0005	0.00012 (J)	<0.0005						
3/20/2020				7.6E-05 (J)	<0.0005	8.8E-05 (J)			
3/23/2020							<0.0005		<0.0005
3/25/2020								0.0001 (J)	
9/24/2020		0.00011 (J)	5.4E-05 (J)	<0.0005		0.00012 (J)	5.4E-05 (J)		
9/25/2020	<0.0005							0.00013 (J)	

ND substitution: RL or RL/2 if <15% NDs.

Confidence Interval

Constituent: Beryllium (mg/L) Analysis Run 1/16/2025 2:00 PM View: Appendix IV

Plant Bowen Client: Southern Company Data: Bowen AP-1

	BGWC-12	BGWC-16	BGWC-17	BGWC-18	BGWC-19	BGWC-22	BGWC-23	BGWC-24	BGWC-36D
9/28/2020					8.8E-05 (J)				<0.0005
2/18/2021		0.00013 (J)	6.5E-05 (J)	6.8E-05 (J)	5.2E-05 (J)				
2/19/2021	4.6E-05 (J)					0.00013 (J)	<0.0005	0.00018 (J)	
3/8/2021									<0.0005
3/24/2021	<0.0005	0.00014 (J)	<0.0005	6.1E-05 (J)					
3/25/2021									<0.0005
3/26/2021					5.5E-05 (J)		<0.0005	<0.0005	
3/29/2021						0.00011 (J)			
8/18/2021	<0.0005	0.00013 (J)							
8/19/2021			6.1E-05 (J)	<0.0005					
8/20/2021					8.7E-05 (J)				
8/23/2021						0.00011 (J)	<0.0005	0.00017 (J)	<0.0005
2/11/2022	<0.0005	0.00013 (J)	<0.0005						
2/14/2022							<0.0005		<0.0005
2/15/2022						0.00012 (J)		0.00027 (J)	
2/16/2022				6.3E-05 (J)	0.0001 (J)				
7/27/2022	<0.0005	0.00017 (J)	5.8E-05 (J)	<0.0005	6.1E-05 (J)				
7/29/2022									<0.0005
8/1/2022							<0.0005		
8/2/2022						0.00012 (J)		<0.0005	
10/21/2022								0.00022 (JR)	
1/26/2023	<0.0005	0.00015 (J)	<0.0005	0.0001 (J)					
1/27/2023					<0.0005				
2/1/2023								0.00031 (J)	<0.0005
2/2/2023							<0.0005		
2/7/2023						0.00013 (J)			
8/16/2023	<0.0005								
8/17/2023		0.00017 (J)	5.7E-05 (J)	<0.0005					
8/18/2023					<0.0005				
8/21/2023									<0.0005
8/22/2023						0.00014 (J)			
8/23/2023							<0.0005		
8/25/2023								0.00024 (J)	
1/30/2024								0.00028 (J)	<0.0005
2/1/2024	<0.0005	0.00022 (J)	<0.0005						
2/2/2024				<0.0005	<0.0005				
2/8/2024						0.00013 (J)	<0.0005		
8/19/2024	<0.0005	0.00023 (J)	<0.0005	<0.0005	<0.0005				
8/20/2024									<0.0005
8/21/2024						0.00014 (J)		0.00024 (J)	
8/22/2024							<0.0005		
Mean	0.0004634	0.0002729	0.0004081	0.0003592	0.000358	0.000259	0.0004814	0.0003533	0.0004693
Std. Dev.	0.000124	0.0001833	0.000183	0.0002038	0.0002053	0.0001913	9.104E-05	0.0001642	0.0001149
Upper Lim.	0.0005	0.0005	0.0005	0.0005	0.0005	0.0005	0.0005	0.0005	0.0005
Lower Lim.	7.6E-05	0.00012	6.5E-05	9E-05	8.7E-05	0.00011	5.4E-05	0.00022	7E-05

ND substitution: RL or RL/2 if <15% NDs.

Confidence Interval

Constituent: Beryllium (mg/L) Analysis Run 1/16/2025 2:00 PM View: Appendix IV

Plant Bowen Client: Southern Company Data: Bowen AP-1

	BGWC-38D	BGWC-39	BGWC-51	BGWC-52
2/27/2020	8.8E-05 (J)	<0.0005		
3/24/2020	<0.0005	7.9E-05 (J)		
9/2/2020	6E-05 (J)			
9/29/2020		<0.0005		
1/28/2021			8.3E-05 (J)	<0.0005
2/22/2021		<0.0005		
2/23/2021			0.00011 (J)	<0.0005
3/9/2021	<0.0005			
3/29/2021	<0.0005			
3/30/2021			0.00021 (J)	5.2E-05 (J)
3/31/2021		<0.0005		
8/19/2021	5.9E-05 (J)			
8/23/2021			0.00013 (J)	<0.0005
8/24/2021		<0.0005		
2/14/2022	<0.0005		7E-05 (J)	<0.0005
2/16/2022		<0.0005		
7/28/2022				<0.0005
8/1/2022			<0.0005	
8/2/2022	5.4E-05 (J)	<0.0005		
1/31/2023			7.2E-05 (J)	<0.0005
2/2/2023		<0.0005		
2/7/2023	8.7E-05 (J)			
8/21/2023	<0.0005		<0.0005	
8/22/2023				<0.0005
8/23/2023		<0.0005		
2/5/2024			<0.0005	<0.0005
2/6/2024	<0.0005			
2/8/2024		<0.0005		
8/20/2024			<0.0005	<0.0005
8/22/2024	<0.0005	<0.0005		
Mean	0.0003207	0.0004649	0.0002675	0.0004552
Std. Dev.	0.0002218	0.0001215	0.000204	0.0001417
Upper Lim.	0.0005	0.0005	0.0005	0.0005
Lower Lim.	5.9E-05	7.9E-05	7.2E-05	0.0005

ND substitution: RL or RL/2 if <15% NDs.

Confidence Interval

Constituent: Cadmium (mg/L) Analysis Run 1/16/2025 2:00 PM View: Appendix IV

Plant Bowen Client: Southern Company Data: Bowen AP-1

	BGWC-14A	BGWC-16	BGWC-17	BGWC-18	BGWC-19	BGWC-20	BGWC-22	BGWC-23	BGWC-24
6/7/2016		0.0011 (J)	<0.0005						
6/8/2016				0.00063 (J)	<0.0005	<0.0005	<0.0005		
6/9/2016								<0.0005	0.00052 (J)
8/11/2016		0.0011	0.0001 (J)						
8/12/2016				0.0004 (J)	<0.0005	<0.0005			
8/18/2016							<0.0005	<0.0005	0.0009 (J)
10/7/2016		0.0012	0.0002 (J)	0.0008 (J)	0.0001 (J)				
10/10/2016						<0.0005	<0.0005	<0.0005	0.0017
12/6/2016		0.0012	0.0001 (J)	0.0006 (J)					
12/7/2016					<0.0005	<0.0005		<0.0005	0.0004 (J)
12/8/2016							0.0002 (J)		
2/16/2017		0.0015	0.0001 (J)	0.0002 (J)	<0.0005				
2/17/2017						8E-05 (J)	<0.0005		
2/20/2017								<0.0005	0.0028
4/18/2017		0.0012							
4/19/2017			0.0001 (J)	9E-05 (J)	<0.0005	<0.0005		<0.0005	0.0035
4/20/2017							<0.0005		
5/30/2017		0.0011	0.0002 (J)						
6/1/2017				0.0003 (J)	0.0001 (J)	<0.0005			
6/5/2017							<0.0005	<0.0005	0.0035
7/14/2017		0.0012	0.0002 (J)	0.0002 (J)	<0.0005				
7/17/2017								<0.0005	0.0037
7/18/2017						<0.0005			
7/19/2017							<0.0005		
3/27/2018		0.0013	<0.0005	<0.0005	<0.0005				
3/28/2018						<0.0005			
3/29/2018							<0.0005	<0.0005	0.0063
6/12/2018		0.0011							
6/13/2018						<0.0005		<0.0005	0.0053
6/14/2018			0.00015 (J)	<0.0005			<0.0005		
6/15/2018					<0.0005				
10/17/2018			<0.0005						
10/18/2018		0.0012		0.00032 (J)					
10/19/2018					<0.0005				
10/22/2018						<0.0005	<0.0005	<0.0005	0.0053
2/25/2019		0.0016							
2/27/2019			<0.0005	<0.0005		<0.0005			
3/1/2019					<0.0005		0.00013 (J)	0.00019 (J)	0.0058
4/2/2019		0.0014	<0.0005	7.3E-05 (J)					
4/3/2019					<0.0005	<0.0005	<0.0005	<0.0005	0.0053
9/26/2019		0.0017 (J)	0.00015 (J)	<0.0005	0.0002 (J)	<0.0005			
9/27/2019							<0.0005	<0.0005	
9/30/2019									0.0075
2/20/2020		0.0019 (J)							
2/24/2020			<0.0005	0.00024 (J)	<0.0005	<0.0005			
2/25/2020							<0.0005	<0.0005	
2/26/2020									0.0064
3/19/2020		0.0017 (J)	<0.0005						
3/20/2020				<0.0005	<0.0005		<0.0005		
3/23/2020						<0.0005		<0.0005	
3/25/2020									0.0082
5/22/2020	<0.0005								

ND substitution: RL or RL/2 if <15% NDs.

Confidence Interval

Constituent: Cadmium (mg/L) Analysis Run 1/16/2025 2:00 PM View: Appendix IV

Plant Bowen Client: Southern Company Data: Bowen AP-1

	BGWC-14A	BGWC-16	BGWC-17	BGWC-18	BGWC-19	BGWC-20	BGWC-22	BGWC-23	BGWC-24
6/23/2020	<0.0005								
7/28/2020	<0.0005								
9/2/2020	0.00014 (J)								
9/24/2020		0.0018 (J)	0.00024 (J)	<0.0005			0.00033 (J)	<0.0005	
9/25/2020									0.0081
9/28/2020					<0.0005	<0.0005			
10/1/2020	0.00019 (J)								
11/10/2020	0.00019 (J)								
12/15/2020	0.00017								
1/20/2021	<0.0005								
2/18/2021	<0.0005	0.0018	<0.0005	<0.0005	<0.0005	<0.0005			
2/19/2021							0.00038 (J)	<0.0005	0.0068
3/24/2021	0.00016 (J)	0.0018	<0.0005	<0.0005					
3/26/2021					<0.0005			<0.0005	0.0062
3/29/2021						<0.0005	<0.0005		
8/18/2021	0.00021 (J)	0.0018							
8/19/2021			0.00017 (J)	<0.0005					
8/20/2021					<0.0005	<0.0005			
8/23/2021							0.00019 (J)	<0.0005	0.0039
2/9/2022	0.00021 (J)								
2/11/2022		0.0019	0.00016 (J)						
2/14/2022								<0.0005	
2/15/2022							0.0002 (J)		0.0042
2/16/2022				<0.0005	<0.0005	<0.0005			
7/26/2022	0.0004 (J)								
7/27/2022		0.0024	0.00029 (J)	<0.0005	<0.0005	<0.0005			
8/1/2022								<0.0005	
8/2/2022							0.00012 (J)		0.00026 (J)
10/21/2022									0.0031 (R)
1/26/2023	<0.0005	0.0021	<0.0005	<0.0005					
1/27/2023					<0.0005				
1/30/2023						<0.0005			
2/1/2023									0.0032
2/2/2023								<0.0005	
2/7/2023							0.001		
8/16/2023	0.00057								
8/17/2023		0.002	0.00028 (J)	<0.0005					
8/18/2023					<0.0005	<0.0005			
8/22/2023							0.00091		
8/23/2023								<0.0005	
8/25/2023									0.0033
1/30/2024									0.0022
2/1/2024	0.0005	0.0024	0.00023 (J)						
2/2/2024				<0.0005	<0.0005				
2/5/2024						<0.0005			
2/8/2024							0.0014	<0.0005	
8/16/2024	0.00078								
8/19/2024		0.0022	0.00031 (J)	<0.0005	<0.0005				
8/20/2024						<0.0005			
8/21/2024							0.0009		0.0017
8/22/2024								<0.0005	
Mean	0.0003835	0.001604	0.0003069	0.0004367	0.0004577	0.0004838	0.00051	0.0004881	0.004077

ND substitution: RL or RL/2 if <15% NDs.

Confidence Interval

Constituent: Cadmium (mg/L) Analysis Run 1/16/2025 2:00 PM View: Appendix IV

Plant Bowen Client: Southern Company Data: Bowen AP-1

	BGWC-14A	BGWC-16	BGWC-17	BGWC-18	BGWC-19	BGWC-20	BGWC-22	BGWC-23	BGWC-24
Std. Dev.	0.0001899	0.0004171	0.0001648	0.0001665	0.0001206	8.237E-05	0.0002819	6.08E-05	0.002362
Upper Lim.	0.00057	0.001807	0.0005	0.0005	0.0005	0.0005	0.0009	0.0005	0.005204
Lower Lim.	0.00017	0.001401	0.00016	0.00032	0.0002	8E-05	0.00038	0.00019	0.00295

Confidence Interval

Constituent: Cadmium (mg/L) Analysis Run 1/16/2025 2:00 PM View: Appendix IV

Plant Bowen Client: Southern Company Data: Bowen AP-1

	BGWC-30	BGWC-38D	BGWC-39	BGWC-43D	BGWC-51	BGWC-52
1/23/2017	0.0003 (J)					
2/7/2017	0.0006 (J)					
3/27/2017	0.0003 (J)					
4/17/2017	0.0002 (J)					
5/22/2017	0.0003 (J)					
6/5/2017	0.0003 (J)					
7/11/2017	0.0005 (J)					
8/23/2017	0.0004 (J)					
3/26/2018	<0.0005					
6/15/2018	0.0002 (J)					
10/22/2018	<0.0005					
3/1/2019	<0.0005					
4/2/2019	7.9E-05 (J)					
9/27/2019	<0.0005					
2/26/2020	<0.0005					
2/27/2020		0.00081 (J)	<0.0005			
3/23/2020	<0.0005					
3/24/2020		<0.0005	<0.0005			
9/2/2020		0.00032 (J)				
9/3/2020				0.0011 (J)		
9/25/2020	<0.0005					
9/29/2020			0.0002 (J)			
1/28/2021					0.00031 (J)	0.00025 (J)
2/22/2021			0.00014 (J)			
2/23/2021					0.00043 (J)	<0.0005
3/8/2021	<0.0005			0.0003 (J)		
3/9/2021		<0.0005				
3/25/2021	<0.0005					
3/29/2021		<0.0005		0.00019 (J)		
3/30/2021					0.0007	0.00018 (J)
3/31/2021			0.00018 (J)			
8/19/2021	<0.0005	<0.0005				
8/23/2021				0.00036 (J)	0.00043 (J)	0.00018 (J)
8/24/2021			0.00031 (J)			
2/14/2022	<0.0005	<0.0005			<0.0005	<0.0005
2/15/2022				0.0015		
2/16/2022			0.00012 (J)			
7/28/2022						<0.0005
8/1/2022	<0.0005			0.0011	<0.0005	
8/2/2022		<0.0005	<0.0005			
1/31/2023					<0.0005	<0.0005
2/1/2023	<0.0005					
2/2/2023			<0.0005			
2/7/2023		<0.0005		0.00014 (J)		
8/21/2023	<0.0005	<0.0005			<0.0005	
8/22/2023						<0.0005
8/23/2023			0.00017 (J)	0.00029 (J)		
1/30/2024				0.00034 (J)		
2/5/2024					<0.0005	<0.0005
2/6/2024	<0.0005	<0.0005				
2/8/2024			<0.0005			
8/20/2024					<0.0005	<0.0005

ND substitution: RL or RL/2 if <15% NDs.

Confidence Interval

Constituent: Cadmium (mg/L) Analysis Run 1/16/2025 2:00 PM View: Appendix IV

Plant Bowen Client: Southern Company Data: Bowen AP-1

	BGWC-30	BGWC-38D	BGWC-39	BGWC-43D	BGWC-51	BGWC-52
8/21/2024				0.00044 (J)		
8/22/2024	<0.0005	0.00016 (J)	0.00011 (J)			
Mean	0.00043	0.0004825	0.0003108	0.000576	0.000487	0.000411
Std. Dev.	0.000128	0.0001478	0.0001743	0.0004739	9.673E-05	0.0001446
Upper Lim.	0.0005	0.00081	0.0005	0.0009355	0.0005	0.0005
Lower Lim.	0.0004	0.00032	0.00012	0.0001987	0.00043	0.00018

ND substitution: RL or RL/2 if <15% NDs.

Confidence Interval

Constituent: Chromium (mg/L) Analysis Run 1/16/2025 2:00 PM View: Appendix IV

Plant Bowen Client: Southern Company Data: Bowen AP-1

	BGWA-6	BGWC-10	BGWC-12	BGWC-14A	BGWC-16	BGWC-17	BGWC-18	BGWC-20	BGWC-21
6/6/2016	<0.005								
6/7/2016		<0.005	<0.005		<0.005	<0.005			
6/8/2016							<0.005	<0.005	<0.005
8/10/2016	0.0044 (J)								
8/11/2016					<0.005	<0.005			
8/12/2016			<0.005				<0.005	<0.005	
8/16/2016		<0.005							
8/18/2016									<0.005
10/4/2016	<0.005								
10/6/2016			<0.005						
10/7/2016		<0.005			<0.005	<0.005	0.0011 (J)		
10/10/2016								<0.005	<0.005
12/1/2016	<0.005								
12/5/2016			<0.005						
12/6/2016		<0.005			<0.005	<0.005	<0.005		
12/7/2016								<0.005	
12/8/2016									<0.005
2/14/2017	<0.005								
2/15/2017			<0.005						
2/16/2017		<0.005			<0.005	<0.005	<0.005		
2/17/2017								<0.005	<0.005
4/13/2017	<0.005								
4/18/2017		<0.005	<0.005		<0.005				
4/19/2017						<0.005	<0.005	<0.005	<0.005
5/25/2017	<0.005								
5/30/2017					<0.005	<0.005			
6/1/2017							<0.005	<0.005	<0.005
6/2/2017		<0.005	0.0003 (J)						
7/7/2017	<0.005								
7/12/2017		<0.005							
7/13/2017			<0.005						
7/14/2017					<0.005	<0.005	<0.005		
7/18/2017								<0.005	<0.005
3/27/2018		<0.005			<0.005	<0.005	<0.005		
3/28/2018			<0.005					<0.005	<0.005
2/25/2019					<0.005				
2/27/2019						<0.005	<0.005	0.0048 (J)	
2/28/2019		<0.005	<0.005						
4/1/2019			<0.005						
4/2/2019	<0.005	<0.005			<0.005	0.00044 (J)	<0.005		
4/3/2019								0.00088 (J)	<0.005
9/23/2019	<0.005								
9/25/2019		<0.005	0.00055 (J)						
9/26/2019					<0.005	<0.005	<0.005	0.0022 (J)	
9/30/2019									<0.005
2/18/2020	<0.005								
2/20/2020		<0.005			<0.005				
2/24/2020			<0.005			<0.005	<0.005	0.00096 (J)	
2/26/2020									<0.005
3/19/2020	0.0015 (J)		0.0004 (J)		0.00071 (J)	0.00039 (J)			
3/20/2020							0.00046 (J)		0.00041 (J)
3/23/2020		0.0011 (J)						0.00091 (J)	

ND substitution: RL or RL/2 if <15% NDs.

Confidence Interval

Constituent: Chromium (mg/L) Analysis Run 1/16/2025 2:00 PM View: Appendix IV

Plant Bowen Client: Southern Company Data: Bowen AP-1

	BGWA-6	BGWC-10	BGWC-12	BGWC-14A	BGWC-16	BGWC-17	BGWC-18	BGWC-20	BGWC-21
5/22/2020				<0.005					
6/23/2020				<0.005					
7/28/2020				<0.005					
9/2/2020				<0.005					
9/23/2020	<0.005								
9/24/2020		<0.005			<0.005	<0.005	<0.005		<0.005
9/25/2020			0.00058 (J)						
9/28/2020								0.0028 (J)	
10/1/2020				<0.005					
11/10/2020				<0.005					
12/15/2020				<0.005					
1/20/2021				<0.005					
2/18/2021	<0.005	<0.005		0.026	0.0019 (J)	<0.005	<0.005	0.00078 (J)	
2/19/2021			<0.005						<0.005
3/24/2021			0.00079 (J)	<0.005	<0.005	<0.005	0.00065 (J)		
3/29/2021								0.0011 (J)	0.0025 (J)
3/30/2021		<0.005							
3/31/2021	<0.005								
8/16/2021	<0.005								
8/18/2021		<0.005	<0.005	<0.005	<0.005				
8/19/2021						<0.005	<0.005		
8/20/2021								<0.005	<0.005
2/9/2022	<0.005			<0.005					
2/11/2022		<0.005	<0.005		<0.005	<0.005			
2/16/2022							<0.005	<0.005	<0.005
7/26/2022	<0.005			<0.005					
7/27/2022			<0.005		<0.005	<0.005	<0.005	<0.005	
7/28/2022		<0.005							<0.005
1/25/2023	<0.005								
1/26/2023			0.0018 (J)	0.0014 (J)	<0.005	<0.005	<0.005		
1/27/2023		<0.005							<0.005
1/30/2023								<0.005	
8/15/2023	<0.005								
8/16/2023			<0.005	<0.005					
8/17/2023		<0.005			<0.005	<0.005	<0.005		
8/18/2023								<0.005	
8/23/2023									<0.005
1/31/2024	<0.005								
2/1/2024		<0.005	<0.005	<0.005	<0.005	<0.005			
2/2/2024							<0.005		
2/5/2024								<0.005	<0.005
8/15/2024	<0.005								
8/16/2024				<0.005					
8/19/2024			<0.005		<0.005	<0.005	<0.005		
8/20/2024		<0.005						<0.005	
8/22/2024									<0.005
Mean	0.004814	0.004837	0.003934	0.006024	0.004692	0.004618	0.004467	0.003935	0.004692
Std. Dev.	0.0007511	0.0007961	0.001903	0.005221	0.001058	0.001295	0.001444	0.001726	0.001069
Upper Lim.	0.005	0.005	0.005	0.026	0.005	0.005	0.005	0.005	0.005
Lower Lim.	0.0044	0.0011	0.0018	0.0014	0.0019	0.00044	0.0011	0.0022	0.0025

ND substitution: RL or RL/2 if <15% NDs.

Confidence Interval

Constituent: Chromium (mg/L) Analysis Run 1/16/2025 2:00 PM View: Appendix IV

Plant Bowen Client: Southern Company Data: Bowen AP-1

	BGWC-23	BGWC-24	BGWC-25	BGWC-30	BGWC-31	BGWC-32	BGWC-35D	BGWC-36D	BGWC-37D
6/8/2016			<0.005						
6/9/2016	<0.005	<0.005							
8/15/2016			<0.005						
8/18/2016	<0.005	<0.005							
10/10/2016	<0.005	0.0009 (J)	<0.005						
12/7/2016	0.002 (J)	<0.005							
12/8/2016			<0.005						
1/23/2017				0.001 (J)					
2/7/2017				<0.005					
2/20/2017	<0.005	<0.005	<0.005						
3/27/2017				<0.005					
4/17/2017				<0.005					
4/19/2017	<0.005	<0.005							
4/20/2017			<0.005						
5/22/2017				0.0004 (J)					
6/1/2017			<0.005						
6/5/2017	<0.005	<0.005		0.0004 (J)					
7/11/2017				0.0012 (J)					
7/17/2017	<0.005	<0.005	<0.005						
8/23/2017				0.0009 (J)					
3/26/2018				<0.005					
3/28/2018			<0.005						
3/29/2018	<0.005	<0.005							
3/1/2019	0.0033 (J)	<0.005	<0.005	<0.005					
4/2/2019				0.00095 (J)				0.001 (J)	
4/3/2019	0.00057 (J)	<0.005							
4/4/2019			<0.005		<0.005		0.0011 (J)		
4/5/2019						<0.005			
9/24/2019					0.00064 (J)				
9/26/2019						0.00062 (J)	0.00067 (J)		
9/27/2019	<0.005			0.00056 (J)				0.0006 (J)	
9/30/2019		<0.005	0.0021 (J)						
2/25/2020	<0.005						<0.005		<0.005
2/26/2020		0.00051 (J)	<0.005	0.00073 (J)	<0.005			<0.005	
2/27/2020						0.00072 (J)			
3/23/2020	0.00043 (J)			0.00098 (J)	0.0011 (J)			<0.005	
3/24/2020			<0.005			0.0012 (J)			0.00068 (J)
3/25/2020		<0.005					<0.005		
9/24/2020	<0.005								
9/25/2020		0.00058 (J)		0.00087 (J)		0.00057 (J)	0.00072 (J)		0.00068 (J)
9/28/2020			<0.005		0.00056 (J)			<0.005	
2/19/2021	<0.005	<0.005							
2/22/2021					<0.005		<0.005		<0.005
2/23/2021			<0.005			<0.005			
3/8/2021				0.0011 (J)				0.00057 (J)	
3/25/2021				0.00082 (J)				0.00057 (J)	
3/26/2021	<0.005	<0.005	<0.005				<0.005		<0.005
3/29/2021					<0.005				
3/30/2021						<0.005			
8/19/2021			<0.005	<0.005					
8/20/2021					<0.005		<0.005		<0.005
8/23/2021	0.0015 (J)	<0.005						<0.005	

ND substitution: RL or RL/2 if <15% NDs.

Confidence Interval

Constituent: Chromium (mg/L) Analysis Run 1/16/2025 2:00 PM View: Appendix IV

Plant Bowen Client: Southern Company Data: Bowen AP-1

	BGWC-23	BGWC-24	BGWC-25	BGWC-30	BGWC-31	BGWC-32	BGWC-35D	BGWC-36D	BGWC-37D
8/25/2021						0.0043 (J)			
2/14/2022	<0.005			0.0014 (J)				<0.005	
2/15/2022		<0.005							
2/16/2022			<0.005		<0.005	<0.005			
2/17/2022							<0.005		<0.005
7/27/2022			<0.005						
7/28/2022					<0.005		<0.005		<0.005
7/29/2022						<0.005		<0.005	
8/1/2022	<0.005			<0.005					
8/2/2022		<0.005							
10/21/2022		<0.005 (R)							
1/27/2023			<0.005		<0.005				
1/30/2023							<0.005		<0.005
1/31/2023						<0.005			
2/1/2023		<0.005		<0.005				<0.005	
2/2/2023	<0.005								
8/17/2023			<0.005						
8/18/2023					<0.005	<0.005			
8/21/2023				<0.005				<0.005	
8/23/2023	<0.005								
8/24/2023							<0.005		<0.005
8/25/2023		<0.005							
1/30/2024		<0.005						<0.005	
2/2/2024					<0.005				
2/5/2024			<0.005						
2/6/2024				<0.005					
2/7/2024							<0.005		<0.005
2/8/2024	<0.005					<0.005			
8/19/2024					<0.005				
8/20/2024			<0.005					<0.005	
8/21/2024		<0.005				<0.005			
8/22/2024	<0.005			<0.005			<0.005		<0.005
Mean	0.004283	0.00448	0.004879	0.002763	0.004093	0.003744	0.004106	0.003767	0.00428
Std. Dev.	0.001508	0.00144	0.000592	0.002113	0.001806	0.00196	0.001778	0.002025	0.001682
Upper Lim.	0.005	0.005	0.005	0.005	0.005	0.005	0.005	0.005	0.005
Lower Lim.	0.0033	0.0009	0.0021	0.00087	0.0011	0.00072	0.0011	0.0006	0.00068

ND substitution: RL or RL/2 if <15% NDs.

Confidence Interval

Constituent: Chromium (mg/L) Analysis Run 1/16/2025 2:00 PM View: Appendix IV

Plant Bowen Client: Southern Company Data: Bowen AP-1

	BGWC-38D	BGWC-39	BGWC-40	BGWC-41D	BGWC-42D	BGWC-43D	BGWC-44D	BGWC-49D	BGWC-51
2/27/2020	0.0031 (J)	<0.005							
2/28/2020			0.00043 (J)						
3/24/2020	0.00042 (J)	0.001 (J)							
3/25/2020			0.00058 (J)						
9/2/2020	<0.005			<0.005					
9/3/2020					<0.005	<0.005	<0.005		
9/29/2020		<0.005	0.00082 (J)						
1/28/2021									<0.005
2/18/2021							0.00093 (J)		
2/22/2021		<0.005	<0.005	<0.005	0.0011 (J)				
2/23/2021									0.0006 (J)
3/8/2021						<0.005			
3/9/2021	<0.005								
3/29/2021	<0.005					<0.005			
3/30/2021			0.00081 (J)						<0.005
3/31/2021		<0.005		0.00068 (J)			0.00094 (J)		
4/1/2021					0.00062 (J)				
4/19/2021								0.00071 (J)	
8/18/2021							<0.005		
8/19/2021	<0.005								
8/20/2021					<0.005				
8/23/2021						<0.005			<0.005
8/24/2021		<0.005	<0.005	<0.005				<0.005	
2/9/2022							<0.005		
2/14/2022	<0.005								<0.005
2/15/2022				<0.005		0.0024 (J)			
2/16/2022		<0.005	0.0011 (J)						
2/17/2022					<0.005			<0.005	
7/26/2022							<0.005		
7/28/2022			<0.005		<0.005				
7/29/2022				<0.005					
8/1/2022						<0.005		<0.005	<0.005
8/2/2022	<0.005	<0.005							
1/25/2023							0.0025 (J)		
1/30/2023					<0.005				
1/31/2023			0.005 (J)						<0.005
2/1/2023				<0.005				<0.005	
2/2/2023		<0.005							
2/7/2023	<0.005					<0.005			
8/15/2023							<0.005		
8/18/2023			<0.005						
8/21/2023	<0.005								<0.005
8/22/2023								<0.005	
8/23/2023		<0.005		<0.005		<0.005			
8/24/2023					<0.005				
1/30/2024						<0.005			
1/31/2024							<0.005		
2/5/2024									<0.005
2/6/2024	<0.005							<0.005	
2/7/2024			<0.005	<0.005	<0.005				
2/8/2024		<0.005							
8/15/2024							<0.005		

ND substitution: RL or RL/2 if <15% NDs.

Confidence Interval

Constituent: Chromium (mg/L) Analysis Run 1/16/2025 2:00 PM View: Appendix IV

Plant Bowen Client: Southern Company Data: Bowen AP-1

	BGWC-38D	BGWC-39	BGWC-40	BGWC-41D	BGWC-42D	BGWC-43D	BGWC-44D	BGWC-49D	BGWC-51
8/20/2024			<0.005		<0.005				<0.005
8/21/2024				<0.005		<0.005		<0.005	
8/22/2024	<0.005	<0.005							
Mean	0.00446	0.004667	0.003228	0.004568	0.004172	0.00474	0.003937	0.004464	0.00456
Std. Dev.	0.001385	0.001155	0.002195	0.001366	0.001749	0.0008222	0.001764	0.001517	0.001391
Upper Lim.	0.005	0.005	0.005	0.005	0.005	0.005	0.005	0.005	0.005
Lower Lim.	0.0031	0.001	0.00058	0.005	0.0011	0.005	0.00094	0.00071	0.005

ND substitution: RL or RL/2 if <15% NDs.

Confidence Interval

Constituent: Chromium (mg/L) Analysis Run 1/16/2025 2:00 PM View: Appendix IV

Plant Bowen Client: Southern Company Data: Bowen AP-1

	BGWC-52	BGWC-7	BGWC-8	BGWC-9
6/6/2016				<0.005
6/7/2016			<0.005	
6/8/2016		<0.005		
8/10/2016			0.0052 (J)	
8/11/2016		<0.005		<0.005
10/4/2016			0.0015 (J)	
10/5/2016				0.002 (J)
10/6/2016		<0.005		
12/2/2016			0.0013 (J)	
12/5/2016				<0.005
12/6/2016		<0.005		
2/14/2017			<0.005	
2/15/2017		<0.005		<0.005
4/14/2017			0.0011 (J)	
4/17/2017				<0.005
4/18/2017		<0.005		
5/26/2017			0.0008 (J)	<0.005
6/2/2017		<0.005		
7/10/2017			0.0009 (J)	
7/11/2017				<0.005
7/14/2017		<0.005		
3/26/2018			<0.005	
3/27/2018		<0.005		<0.005
2/25/2019			<0.005	
2/28/2019		<0.005		
4/1/2019			0.00091 (J)	<0.005
4/2/2019		<0.005		
9/24/2019		0.00055 (J)	0.063	<0.005
2/19/2020			0.0011 (J)	
2/20/2020				<0.005
2/21/2020		<0.005		
3/18/2020			0.0014 (J)	
3/19/2020		0.00061 (J)		<0.005
9/23/2020			0.0013 (J)	
9/24/2020				<0.005
9/25/2020		<0.005		
1/28/2021	<0.005			
2/16/2021			0.001 (J)	
2/17/2021				<0.005
2/18/2021		<0.005		
2/23/2021	<0.005			
3/24/2021			0.0013 (J)	<0.005
3/30/2021	0.00061 (J)	0.00095 (J)		
8/18/2021			0.0012 (J)	<0.005
8/19/2021		<0.005		
8/23/2021	<0.005			
2/10/2022			0.0014 (J)	<0.005
2/11/2022		<0.005		
2/14/2022	0.0013 (J)			
7/26/2022			<0.005	<0.005
7/28/2022	<0.005	<0.005		
1/26/2023		<0.005	0.0014 (J)	0.0021 (J)

ND substitution: RL or RL/2 if <15% NDs.

Confidence Interval

Constituent: Chromium (mg/L) Analysis Run 1/16/2025 2:00 PM View: Appendix IV

Plant Bowen Client: Southern Company Data: Bowen AP-1

	BGWC-52	BGWC-7	BGWC-8	BGWC-9
1/31/2023	0.0016 (J)			
8/16/2023			<0.005	
8/17/2023		<0.005		<0.005
8/22/2023	<0.005			
2/1/2024			<0.005	<0.005
2/2/2024		<0.005		
2/5/2024	<0.005			
8/16/2024		<0.005	<0.005	
8/19/2024				<0.005
8/20/2024	<0.005			
Mean	0.003851	0.004463	0.0052	0.004743
Std. Dev.	0.001865	0.001453	0.01245	0.00085
Upper Lim.	0.005	0.005	0.005	0.005
Lower Lim.	0.0013	0.00095	0.0012	0.0021

ND substitution: RL or RL/2 if <15% NDs.

Confidence Interval

Constituent: Cobalt (mg/L) Analysis Run 1/16/2025 2:00 PM View: Appendix IV

Plant Bowen Client: Southern Company Data: Bowen AP-1

	BGWA-6	BGWC-10	BGWC-12	BGWC-14A	BGWC-16	BGWC-17	BGWC-18	BGWC-19	BGWC-20
6/6/2016	<0.005								
6/7/2016		<0.005	<0.005		0.0037	<0.005			
6/8/2016							0.00071 (J)	<0.005	<0.005
8/10/2016	0.0006 (J)								
8/11/2016					0.0039 (J)	<0.005			
8/12/2016			<0.005				0.0006 (J)	<0.005	<0.005
8/16/2016		<0.005							
10/4/2016	<0.005								
10/6/2016			<0.005						
10/7/2016		<0.005			0.0043 (J)	<0.005	0.0005 (J)	<0.005	
10/10/2016									<0.005
12/1/2016	<0.005								
12/5/2016			0.0006 (J)						
12/6/2016		<0.005			0.005 (J)	<0.005	0.0009 (J)		
12/7/2016								<0.005	0.0008 (J)
2/14/2017	<0.005								
2/15/2017			<0.005						
2/16/2017		<0.005			0.0054 (J)	<0.005	<0.005	<0.005	
2/17/2017									<0.005
4/13/2017	<0.005								
4/18/2017		<0.005	<0.005		0.0054 (J)				
4/19/2017						<0.005	<0.005	<0.005	<0.005
5/25/2017	<0.005								
5/30/2017					0.0045 (J)	<0.005			
6/1/2017							<0.005	<0.005	<0.005
6/2/2017		<0.005	<0.005						
7/7/2017	<0.005								
7/12/2017		<0.005							
7/13/2017			0.0003 (J)						
7/14/2017					0.0049 (J)	<0.005	<0.005	<0.005	
7/18/2017									<0.005
3/27/2018		<0.005			<0.01	<0.005	<0.005	<0.005	
3/28/2018			<0.005						<0.005
6/12/2018					0.0048 (J)				
6/13/2018									<0.005
6/14/2018		<0.005	<0.005			<0.005	<0.005		
6/15/2018								<0.005	
10/16/2018	0.00094 (J)								
10/17/2018			<0.005			<0.005			
10/18/2018		<0.005			0.0047 (J)		<0.005		
10/19/2018								<0.005	
10/22/2018									<0.005
2/25/2019					0.0071 (J)				
2/27/2019						<0.005	<0.005		<0.005
2/28/2019		<0.005	<0.005						
3/1/2019								<0.005	
4/1/2019			0.00034 (J)						
4/2/2019	0.00016 (J)	0.00027 (J)			0.0056 (J)	0.00015 (J)	0.00012 (J)		
4/3/2019								7.2E-05 (J)	0.00024 (J)
9/23/2019	0.00042 (J)								
9/25/2019		0.00056 (J)	0.0004 (J)						
9/26/2019					0.0093	<0.005	<0.005	<0.005	<0.005

ND substitution: RL or RL/2 if <15% NDs.

Confidence Interval

Constituent: Cobalt (mg/L) Analysis Run 1/16/2025 2:00 PM View: Appendix IV

Plant Bowen Client: Southern Company Data: Bowen AP-1

	BGWA-6	BGWC-10	BGWC-12	BGWC-14A	BGWC-16	BGWC-17	BGWC-18	BGWC-19	BGWC-20
2/18/2020	0.00032 (J)								
2/20/2020		<0.005			0.0092				
2/24/2020			0.00034 (J)			<0.005	<0.005	<0.005	<0.005
3/19/2020	<0.005		0.00035 (J)		0.0089	<0.005			
3/20/2020							<0.005	<0.005	
3/23/2020		0.00031 (J)							0.00036 (J)
5/22/2020				0.00041 (J)					
6/23/2020				<0.005					
7/28/2020				<0.005					
9/2/2020				0.001 (J)					
9/23/2020	<0.005								
9/24/2020		<0.005			0.0095	<0.005	<0.005		
9/25/2020			0.00049 (J)						
9/28/2020								<0.005	<0.005
10/1/2020				0.0018 (J)					
11/10/2020				0.0016 (J)					
12/15/2020				0.0018					
1/20/2021				0.0019 (J)					
2/18/2021	<0.005	<0.005		0.0013 (J)	0.0088	<0.005	<0.005	<0.005	<0.005
2/19/2021			0.00066 (J)						
3/24/2021			0.00048 (J)	<0.005	0.0078	<0.005	<0.005		
3/26/2021								<0.005	
3/29/2021									<0.005
3/30/2021		0.00052 (J)							
3/31/2021	0.00094 (J)								
8/16/2021	0.00052 (J)								
8/18/2021		0.00042 (J)	0.00085 (J)	0.0034 (J)	0.0098				
8/19/2021						<0.005	<0.005		
8/20/2021								<0.005	<0.005
2/9/2022	0.0005 (J)			<0.005					
2/11/2022		0.00047 (J)	0.00057 (J)		0.0097	<0.005			
2/16/2022							<0.005	<0.005	<0.005
7/26/2022	<0.005			0.003 (J)					
7/27/2022			<0.005		0.012	<0.005	<0.005	<0.005	<0.005
7/28/2022		0.00058 (J)							
1/25/2023	0.00074 (J)								
1/26/2023			0.00045 (J)	0.0033 (J)	0.0098	<0.005	<0.005		
1/27/2023		0.00051 (J)						<0.005	
1/30/2023									<0.005
8/15/2023	<0.005								
8/16/2023			<0.005	0.0017 (J)					
8/17/2023		0.00043 (J)			0.011	<0.005	<0.005		
8/18/2023								<0.005	<0.005
1/31/2024	0.00054 (J)								
2/1/2024		0.0004 (J)	0.00036 (J)	0.0014 (J)	0.011	<0.005			
2/2/2024							<0.005	<0.005	
2/5/2024									0.00034 (J)
8/15/2024	<0.005								
8/16/2024				0.0016 (J)					
8/19/2024			<0.005		0.011	<0.005	<0.005	0.00052 (J)	
8/20/2024		0.00041 (J)							<0.005
Mean	0.003073	0.003072	0.002738	0.002601	0.01004	0.004813	0.004147	0.004638	0.004298

ND substitution: RL or RL/2 if <15% NDs.

Confidence Interval

Constituent: Cobalt (mg/L) Analysis Run 1/16/2025 2:00 PM View: Appendix IV

Plant Bowen Client: Southern Company Data: Bowen AP-1

	BGWA-6	BGWC-10	BGWC-12	BGWC-14A	BGWC-16	BGWC-17	BGWC-18	BGWC-19	BGWC-20
Std. Dev.	0.002252	0.002296	0.002309	0.001569	0.001233	0.0009512	0.001786	0.00128	0.001682
Upper Lim.	0.005	0.005	0.005	0.002258	0.01114	0.005	0.005	0.005	0.005
Lower Lim.	0.00054	0.00047	0.00045	0.001141	0.00894	0.00015	0.0009	0.00052	0.0008

Confidence Interval

Constituent: Cobalt (mg/L) Analysis Run 1/16/2025 2:00 PM View: Appendix IV

Plant Bowen Client: Southern Company Data: Bowen AP-1

	BGWC-21	BGWC-22	BGWC-23	BGWC-24	BGWC-25	BGWC-30	BGWC-31	BGWC-32	BGWC-34D
6/8/2016	0.00041 (J)	0.0079			<0.005				
6/9/2016			<0.005	0.0026					
8/15/2016					<0.005				
8/18/2016	<0.005	0.0109	<0.005	0.0021 (J)					
10/10/2016	<0.005	0.011	<0.005	0.0018 (J)	<0.005				
12/7/2016			0.0015 (J)	0.0018 (J)					
12/8/2016	0.0006 (J)	0.013			0.0006 (J)				
1/23/2017						0.0012 (J)			
2/7/2017						0.0008 (J)			
2/17/2017	<0.005	0.0122							
2/20/2017			<0.005	0.0027 (J)	<0.005				
3/27/2017						0.001 (J)			
4/17/2017						0.0009 (J)			
4/19/2017	<0.005		<0.005	0.0032 (J)					
4/20/2017		0.0116			<0.005				
5/22/2017						0.0008 (J)			
6/1/2017	<0.005				<0.005				
6/5/2017		0.0112	<0.005	0.0034 (J)		0.0008 (J)			
7/11/2017						0.0008 (J)			
7/17/2017			<0.005	0.0033 (J)	<0.005				
7/18/2017	0.0004 (J)								
7/19/2017		0.0131							
8/23/2017						0.0006 (J)			
3/26/2018						<0.005			
3/28/2018	<0.005				<0.005				
3/29/2018		0.016	<0.005	<0.005					
6/13/2018			<0.005	0.0039 (J)					
6/14/2018	<0.005	0.017			<0.005				
6/15/2018						<0.005			
10/18/2018							0.00079 (J)		
10/19/2018	<0.005								0.0012 (J)
10/22/2018		0.021	<0.005	0.0043 (J)	<0.005	<0.005		0.0037 (J)	
3/1/2019		0.017	<0.005	0.0055 (J)	<0.005	<0.005			
4/2/2019						0.00022 (J)			
4/3/2019	0.00064 (J)	0.019	0.00058 (J)	0.0048 (J)					
4/4/2019					0.00022 (J)		0.00051 (J)		0.00042 (J)
4/5/2019								0.011	
5/2/2019		0.023 (J)							
5/3/2019								0.0078 (J)	
9/24/2019							0.00041 (J)		<0.005
9/26/2019								0.01	
9/27/2019		0.027	0.00034 (J)			<0.005			
9/30/2019	0.0004 (J)			0.0048 (J)	<0.005				
11/15/2019								0.0077	
2/25/2020		0.017	0.00046 (J)						
2/26/2020	0.00037 (J)			0.0045 (J)	<0.005	<0.005	0.00031 (J)		
2/27/2020								0.00095 (J)	<0.005
3/20/2020	<0.005	0.02							
3/23/2020			0.0004 (J)			<0.005	0.00036 (J)		
3/24/2020					<0.005			0.0037 (J)	0.00039 (J)
3/25/2020				0.0037 (J)					
9/24/2020	0.00098 (J)	0.041	<0.005						

ND substitution: RL or RL/2 if <15% NDs.

Confidence Interval

Constituent: Cobalt (mg/L) Analysis Run 1/16/2025 2:00 PM View: Appendix IV

Plant Bowen Client: Southern Company Data: Bowen AP-1

	BGWC-21	BGWC-22	BGWC-23	BGWC-24	BGWC-25	BGWC-30	BGWC-31	BGWC-32	BGWC-34D
9/25/2020				0.0038 (J)		<0.005		0.0081	
9/28/2020					<0.005		0.00046 (J)		0.00048 (J)
2/19/2021	0.0013 (J)	0.032	0.00044 (J)	0.0042 (J)					0.00057 (J)
2/22/2021							<0.005		
2/23/2021					<0.005			0.0062	
3/8/2021						<0.005			
3/25/2021						<0.005			
3/26/2021			<0.005	<0.005	<0.005				
3/29/2021	0.00069 (J)	0.029 (J)					<0.005		
3/30/2021								0.0014 (J)	0.00065 (J)
7/19/2021		0.039	<0.005	0.0034 (J)					
7/20/2021						<0.005			
8/19/2021					<0.005	0.002 (J)			
8/20/2021	0.00058 (J)						<0.005		
8/23/2021		0.029	0.00047 (J)	0.0062					
8/24/2021									0.00085 (J)
8/25/2021								0.0018 (J)	
11/1/2021		0.04	<0.005	0.0038 (J)		<0.005			
2/14/2022			<0.005			<0.005			
2/15/2022		0.03		0.0037 (J)					
2/16/2022	0.0021 (J)				<0.005		<0.005	<0.005	0.001 (J)
7/27/2022					<0.005				
7/28/2022	0.0027 (J)						<0.005		0.0012 (J)
7/29/2022								0.0022 (J)	
8/1/2022			<0.005			<0.005			
8/2/2022		0.034		<0.005					
10/21/2022				0.0026 (J)					
1/27/2023	0.0021 (J)				<0.005		<0.005		
1/30/2023									0.0014 (J)
1/31/2023								0.0029 (J)	
2/1/2023				0.0024 (J)		<0.005			
2/2/2023			<0.005						
2/7/2023		0.017							
8/17/2023					<0.005				
8/18/2023							<0.005	0.001 (J)	0.0014 (J)
8/21/2023						<0.005			
8/22/2023		0.03							
8/23/2023	0.004 (J)		<0.005						
8/25/2023				0.0023 (J)					
1/30/2024				0.002 (J)					
2/2/2024							<0.005		
2/5/2024	0.003 (J)				<0.005				0.0013 (J)
2/6/2024						<0.005			
2/8/2024		0.014	<0.005					0.0054	
4/3/2024		0.012							
5/22/2024		0.017							
7/9/2024		0.017							
8/19/2024							<0.005		
8/20/2024					<0.005				0.0012 (J)
8/21/2024		0.017		0.0015 (J)				0.0046 (J)	
8/22/2024	0.0096		0.00035 (J)			<0.005			
Mean	0.002995	0.02081	0.003734	0.003303	0.004647	0.00354	0.003189	0.004762	0.001137

ND substitution: RL or RL/2 if <15% NDs.

Confidence Interval

Constituent: Cobalt (mg/L) Analysis Run 1/16/2025 2:00 PM View: Appendix IV

Plant Bowen Client: Southern Company Data: Bowen AP-1

	BGWC-21	BGWC-22	BGWC-23	BGWC-24	BGWC-25	BGWC-30	BGWC-31	BGWC-32	BGWC-34D
Std. Dev.	0.002406	0.009398	0.002049	0.001167	0.001248	0.002012	0.002298	0.003202	0.0006577
Upper Lim.	0.005	0.02389	0.005	0.003838	0.005	0.005	0.005	0.006768	0.00151
Lower Lim.	0.00064	0.01618	0.0015	0.002769	0.0006	0.001	0.00041	0.002756	0.0006808

Confidence Interval

Constituent: Cobalt (mg/L) Analysis Run 1/16/2025 2:00 PM View: Appendix IV

Plant Bowen Client: Southern Company Data: Bowen AP-1

	BGWC-35D	BGWC-36D	BGWC-37D	BGWC-38D	BGWC-39	BGWC-40	BGWC-41D	BGWC-43D	BGWC-49D
10/17/2018		0.00057 (J)							
10/22/2018	<0.01								
4/2/2019		0.0011 (J)							
4/4/2019	0.0011 (J)								
9/26/2019	0.0019 (J)								
9/27/2019		0.0009 (J)							
12/13/2019					0.0033 (J)				
2/25/2020	0.0011 (J)		0.0015 (J)						
2/26/2020		0.00058 (J)							
2/27/2020				0.014	0.00047 (J)				
2/28/2020						0.00049 (J)			
3/23/2020		0.00049 (J)							
3/24/2020			0.0019 (J)	0.0065	<0.005				
3/25/2020	0.00046 (J)					0.00056 (J)			
9/2/2020				0.0043 (J)			0.00075 (J)		
9/3/2020								0.002 (J)	
9/25/2020	0.00082 (J)		0.0011 (J)						
9/28/2020		0.00038 (J)							
9/29/2020					0.00061 (J)	0.00044 (J)			
2/22/2021	0.0011 (J)		0.0007 (J)		<0.005	0.0006 (J)	0.00053 (J)		
3/8/2021		<0.005						0.0043 (J)	
3/9/2021				0.0014 (J)					
3/25/2021		<0.005							
3/26/2021	0.0015 (J)		0.0011 (J)						
3/29/2021				0.0015 (J)				0.0057	
3/30/2021						0.00052 (J)			
3/31/2021					<0.005		<0.005		
4/19/2021									0.00079 (J)
7/20/2021								0.0057	
8/19/2021				0.004 (J)					
8/20/2021	0.0018 (J)		0.00088 (J)						
8/23/2021		<0.005						0.0051	
8/24/2021					<0.005	0.00061 (J)	0.00044 (J)		0.001 (J)
11/1/2021				0.0033 (J)					
2/14/2022		<0.005		0.0019 (J)					
2/15/2022							<0.005	0.0038 (J)	
2/16/2022					<0.005	0.00052 (J)			
2/17/2022	0.0024 (J)		0.00056 (J)						0.00088 (J)
7/28/2022	0.0038 (J)		<0.005			0.00042 (J)			
7/29/2022		<0.005					0.0004 (J)		
8/1/2022								0.0024 (J)	0.00065 (J)
8/2/2022				0.0019 (J)	<0.005				
1/30/2023	0.0029 (J)		<0.005						
1/31/2023						0.00046 (J)			
2/1/2023		<0.005					0.00067 (J)		0.00089 (J)
2/2/2023					<0.005				
2/7/2023				0.0014 (J)				0.0016 (J)	
8/18/2023						<0.005			
8/21/2023		<0.005		0.0017 (J)					
8/22/2023									0.00093 (J)
8/23/2023					<0.005		0.00049 (J)	0.0031 (J)	
8/24/2023	0.0017 (J)		<0.005						

ND substitution: RL or RL/2 if <15% NDs.

Confidence Interval

Constituent: Cobalt (mg/L) Analysis Run 1/16/2025 2:00 PM View: Appendix IV

Plant Bowen Client: Southern Company Data: Bowen AP-1

	BGWC-35D	BGWC-36D	BGWC-37D	BGWC-38D	BGWC-39	BGWC-40	BGWC-41D	BGWC-43D	BGWC-49D
1/30/2024		<0.005						0.0024 (J)	
2/6/2024				0.0016 (J)					0.0011 (J)
2/7/2024	0.0044 (J)		<0.005			0.00034 (J)	0.00044 (J)		
2/8/2024					<0.005				
8/20/2024		<0.005				0.00033 (J)			
8/21/2024							0.00044 (J)	0.0019 (J)	0.00098 (J)
8/22/2024	0.0013 (J)		<0.005	0.001 (J)	<0.005				
Mean	0.002085	0.003268	0.002728	0.003423	0.004183	0.0006492	0.001416	0.003455	0.0009025
Std. Dev.	0.001361	0.002202	0.002035	0.003549	0.001683	0.0005897	0.001892	0.001547	0.0001375
Upper Lim.	0.00283	0.005	0.005	0.004366	0.005	0.00061	0.005	0.004744	0.001048
Lower Lim.	0.001149	0.00057	0.0007	0.001432	0.00061	0.00034	0.00044	0.002165	0.0007568

ND substitution: RL or RL/2 if <15% NDs.

Confidence Interval

Constituent: Cobalt (mg/L) Analysis Run 1/16/2025 2:00 PM View: Appendix IV

Plant Bowen Client: Southern Company Data: Bowen AP-1

	BGWC-50D	BGWC-52	BGWC-7	BGWC-8	BGWC-9
6/6/2016					<0.005
6/7/2016				0.00013 (J)	
6/8/2016			0.00081 (J)		
8/10/2016				0.0003 (J)	
8/11/2016			0.0007 (J)		0.0003 (J)
10/4/2016				<0.005	
10/5/2016					<0.005
10/6/2016			<0.005		
12/2/2016				<0.005	
12/5/2016					0.0006 (J)
12/6/2016			0.0009 (J)		
2/14/2017				<0.005	
2/15/2017			<0.005		<0.005
4/14/2017				<0.005	
4/17/2017					<0.005
4/18/2017			0.0005 (J)		
5/26/2017				<0.005	<0.005
6/2/2017			0.0006 (J)		
7/10/2017				<0.005	
7/11/2017					<0.005
7/14/2017			0.0006 (J)		
3/26/2018				<0.005	
3/27/2018			<0.005		<0.005
6/12/2018				<0.005	<0.005
6/13/2018			0.00068 (J)		
10/16/2018				<0.005	
10/17/2018					<0.005
10/18/2018			<0.005		
2/25/2019				<0.005	
2/28/2019			0.00067 (J)		
4/1/2019				5.6E-05 (J)	0.00024 (J)
4/2/2019			0.00094 (J)		
9/24/2019			0.00078 (J)	0.0012 (J)	<0.005
2/19/2020				<0.005	
2/20/2020					<0.005
2/21/2020			0.00081 (J)		
3/18/2020				<0.005	
3/19/2020			0.00091 (J)		<0.005
9/23/2020				<0.005	
9/24/2020					<0.005
9/25/2020			0.00077 (J)		
1/28/2021		0.0048 (J)			
2/16/2021				<0.005	
2/17/2021					<0.005
2/18/2021			0.00074 (J)		
2/23/2021		0.0033 (J)			
3/24/2021				<0.005	<0.005
3/30/2021		0.0031 (J)	0.00085 (J)		
4/19/2021	0.0013 (J)				
8/18/2021	0.0016 (J)			<0.005	<0.005
8/19/2021			0.0008 (J)		
8/23/2021		0.0036 (J)			

ND substitution: RL or RL/2 if <15% NDs.

Confidence Interval

Constituent: Cobalt (mg/L) Analysis Run 1/16/2025 2:00 PM View: Appendix IV

Plant Bowen Client: Southern Company Data: Bowen AP-1

	BGWC-50D	BGWC-52	BGWC-7	BGWC-8	BGWC-9
2/9/2022	0.00079 (J)				
2/10/2022				<0.005	<0.005
2/11/2022			0.00068 (J)		
2/14/2022		0.00044 (J)			
7/26/2022	0.00072 (J)			<0.005	<0.005
7/28/2022		0.00082 (J)	0.00074 (J)		
1/25/2023	0.00066 (J)				
1/26/2023			0.00068 (J)	<0.005	<0.005
1/31/2023		0.0045 (J)			
8/15/2023	0.0004 (J)				
8/16/2023				<0.005	
8/17/2023			0.00066 (J)		<0.005
8/22/2023		0.0035 (J)			
1/31/2024	0.00036 (J)				
2/1/2024				<0.005	<0.005
2/2/2024			0.00045 (J)		
2/5/2024		0.00035 (J)			
8/16/2024	0.00069 (J)		<0.005	<0.005	
8/19/2024					<0.005
8/20/2024		0.00042 (J)			
Mean	0.000815	0.002483	0.001549	0.004296	0.004446
Std. Dev.	0.0004276	0.00178	0.001721	0.001695	0.001533
Upper Lim.	0.001268	0.004071	0.00091	0.005	0.005
Lower Lim.	0.0003618	0.0008949	0.00068	0.0012	0.0006

ND substitution: RL or RL/2 if <15% NDs.

Confidence Interval

Constituent: Combined Radium 226 + 228 (pCi/L) Analysis Run 1/16/2025 2:00 PM View: Appendix IV

Plant Bowen Client: Southern Company Data: Bowen AP-1

	BGWA-6	BGWC-10	BGWC-12	BGWC-14A	BGWC-16	BGWC-17	BGWC-18	BGWC-19	BGWC-20
6/6/2016	0.239 (U)								
6/7/2016		0.616	0.024 (U)		0.284 (U)	0.135 (U)			
6/8/2016							0.406	0.264 (U)	0.863 (U)
8/10/2016	1.19								
8/11/2016					1.71	0.808			
8/12/2016			0.849				1.39	1.18	1.74
8/16/2016		1.08							
10/4/2016	0.231 (U)								
10/6/2016			1.57						
10/7/2016		2.82			0.485 (U)	0.874 (U)	0.451 (U)	1.97	
10/10/2016									0.944 (U)
12/1/2016	0.428 (U)								
12/5/2016			0.956						
12/6/2016		0.719 (U)			1.22	0.131 (U)	0.516 (U)		
12/7/2016								1.31 (U)	2.29
2/14/2017	0.36 (U)								
2/15/2017			0.229 (U)						
2/16/2017		0.966 (U)			0.19 (U)	0.471 (U)	0.172 (U)	0.35 (U)	
2/17/2017									1.35 (U)
4/13/2017	0.387 (U)								
4/18/2017		1.01 (U)	0.0114 (U)		0.52 (U)				
4/19/2017						0.65 (U)	0.704 (U)	0.974 (U)	1.48
5/25/2017	0.123 (U)								
5/30/2017					1.21 (U)	0.65 (U)			
6/1/2017							0.493 (U)	0.332 (U)	1.61
6/2/2017		1.13 (U)	0.375 (U)						
7/7/2017	0.876 (U)								
7/12/2017		1.29							
7/13/2017			0.636 (U)						
7/14/2017					0.526 (U)	0.592 (U)	0.547 (U)	1.27	
7/19/2017									1.626
3/27/2018		0.779 (U)			1.34	0.551 (U)	0.569 (U)	0.169 (U)	
3/28/2018			0.36 (U)						0.97 (U)
6/12/2018					0.732 (U)				
6/13/2018									0.686 (U)
6/14/2018		1.22 (U)	0.316 (U)			0.638 (U)	0.989 (U)		
6/15/2018								0.625 (U)	
10/16/2018	0.881 (U)								
10/17/2018			0.326 (U)			0.555 (U)			
10/18/2018		0.841 (U)			0.522 (U)		0.875 (U)		
10/19/2018								0.784 (U)	
10/22/2018									0.559 (U)
2/25/2019					1.08				
2/27/2019						1.57	1.12		1.24
2/28/2019		1.88	1.04						
3/1/2019								0.989 (U)	
4/1/2019			0.328 (U)						
4/2/2019	0.64 (U)	1.21 (U)			1.73	0.71 (U)	0.814 (U)		
4/3/2019								0.98 (U)	0.567 (U)
9/23/2019	1.13								
9/25/2019		0.816 (U)	0.649 (U)						
9/26/2019					1.45	1.17 (U)	0.973 (U)	1.16	0.662 (U)

Confidence Interval

Constituent: Combined Radium 226 + 228 (pCi/L) Analysis Run 1/16/2025 2:00 PM View: Appendix IV

Plant Bowen Client: Southern Company Data: Bowen AP-1

	BGWA-6	BGWC-10	BGWC-12	BGWC-14A	BGWC-16	BGWC-17	BGWC-18	BGWC-19	BGWC-20
2/18/2020	0.373 (U)								
2/20/2020		1.47 (U)			1.22 (U)				
2/24/2020			0.455 (U)			1.17	1.07	1.19	1.38
3/19/2020	0.431 (U)		0.838 (U)		1.63	0.626 (U)			
3/20/2020							2.59	0.89 (U)	
3/23/2020		1.69							1.27 (U)
5/22/2020				1.82					
6/23/2020				1.05 (U)					
7/28/2020				1.71					
9/2/2020				0.0158 (U)					
9/23/2020	0.293 (U)								
9/24/2020		1.19 (U)			0.469 (U)	0.594 (U)	0.789 (U)		
9/25/2020			0.818 (U)						
9/28/2020								1.11 (U)	1.07 (U)
10/1/2020				1.19 (U)					
11/10/2020				0.675 (U)					
12/15/2020				1.26					
1/20/2021				0.701 (U)					
2/18/2021	0.232 (U)	1.52		1	0.721 (U)	0.723 (U)	0.62 (U)	1.05 (U)	0.87 (U)
2/19/2021			0.608 (U)						
3/24/2021			0.369 (U)	1.1 (U)	0.92 (U)	0.391 (U)	1.21 (U)		
3/26/2021								0.848 (U)	
3/29/2021									1.49
3/30/2021		1.51 (U)							
3/31/2021	0.301 (U)								
8/16/2021	0.813 (U)								
8/18/2021		1.26	0.19 (U)	0.721 (U)	1.05				
8/19/2021						0.742 (U)	0.858 (U)		
8/20/2021								0.731 (U)	1.42
2/9/2022	0.296 (U)			0.355 (U)					
2/11/2022		1.01 (U)	0.288 (U)		1.03	0.208 (U)			
2/16/2022							0.708 (U)	0.349 (U)	0.322 (U)
7/26/2022	1.15 (U)			0.659 (U)					
7/27/2022			0.705 (U)		0.917 (U)	0.138 (U)	0.737 (U)	0.964 (U)	1.53
7/28/2022		1.18 (U)							
1/25/2023	0.723								
1/26/2023			0.664 (U)	1.31	1.21 (U)	1.02 (U)	1.46		
1/27/2023		1.82						1.16	
1/30/2023									0.563 (U)
8/15/2023	0.409 (U)								
8/16/2023			0.621 (U)	0.263 (U)					
8/17/2023		0.942 (U)			1.21 (U)	1.04 (U)	1.16 (U)		
8/18/2023								1.49 (U)	0.256 (U)
1/31/2024	0.536 (U)								
2/1/2024		1.03 (U)	0.281 (U)	0.433 (U)	1.34	0.808 (U)			
2/2/2024							0.612 (U)	0.716 (U)	
2/5/2024									0.956 (U)
8/15/2024	0.379 (U)								
8/16/2024				0.673 (U)					
8/19/2024			0.824 (U)		0.705 (U)	0.294 (U)	0.737 (U)	0.26 (U)	
8/20/2024		0.882 (U)							0.979 (U)
Mean	0.54	1.226	0.5512	0.8786	0.9777	0.6638	0.8681	0.889	1.104

Confidence Interval

Constituent: Combined Radium 226 + 228 (pCi/L) Analysis Run 1/16/2025 2:00 PM View: Appendix IV

Plant Bowen Client: Southern Company Data: Bowen AP-1

	BGWA-6	BGWC-10	BGWC-12	BGWC-14A	BGWC-16	BGWC-17	BGWC-18	BGWC-19	BGWC-20
Std. Dev.	0.3215	0.4624	0.3482	0.4927	0.4356	0.3483	0.4679	0.4296	0.4845
Upper Lim.	0.6655	1.404	0.7209	1.187	1.19	0.8336	1.032	1.098	1.34
Lower Lim.	0.3536	0.9945	0.3815	0.5699	0.7654	0.4941	0.6272	0.6796	0.8675

Confidence Interval

Constituent: Combined Radium 226 + 228 (pCi/L) Analysis Run 1/16/2025 2:00 PM View: Appendix IV

Plant Bowen Client: Southern Company Data: Bowen AP-1

	BGWC-21	BGWC-22	BGWC-23	BGWC-24	BGWC-25	BGWC-30	BGWC-31	BGWC-32	BGWC-34D
6/8/2016	0.573	1.53			0.314 (U)				
6/9/2016			0.704	2.13					
8/15/2016					1.2				
8/18/2016	0.44 (U)	2.47	1.88	2.67					
10/10/2016	0.933 (U)	2.11	1.48	3.46	1.03 (U)				
12/7/2016			2.61	1.65					
12/8/2016	1.02 (U)	2.64			1.47 (U)				
1/23/2017						2.17			
2/7/2017						3			
2/17/2017	0.193 (U)	1.34							
2/20/2017			0.884 (U)	2.68	0.547 (U)				
4/17/2017						2.73			
4/19/2017	0.488 (U)		0.948 (U)	3.81					
4/20/2017		2.35			0.0595 (U)				
5/22/2017						3.15			
6/1/2017	0.837 (U)				0.67 (U)				
6/5/2017		1.6	1.33	2.86		0.86 (U)			
7/11/2017						1.87			
7/17/2017			1.04	2.87	1.25 (U)				
7/18/2017	0.498 (U)								
7/19/2017		1.76							
8/23/2017						3.39			
3/26/2018						1.61			
3/28/2018	0.864 (U)				0.507 (U)				
3/29/2018		2.43	1.65	2.79					
6/13/2018			0.983 (U)	2.19					
6/14/2018	0.583 (U)	2.14			0.721 (U)				
6/15/2018						0.815 (U)			
10/18/2018							0.96		
10/19/2018	0.982 (U)								2.28
10/22/2018		1.43	1.21	2.18	0.741 (U)	1.02 (U)		1.22 (U)	
3/1/2019		3.32	2.24	3.37	0.634 (U)	2.47			
4/2/2019						2.29			
4/3/2019	0.532 (U)	2.48	2.86	3.6					
4/4/2019					0.346 (U)		1.49		1.89
4/5/2019								2.2	
9/24/2019							1.68		3.98
9/26/2019								2.36	
9/27/2019		2.83	2.28			1.23 (U)			
9/30/2019	1.16 (U)			2.73	0.953 (U)				
2/25/2020		1.7	2.49						
2/26/2020	1.08 (U)			2.4	1.16	1.09 (U)	1.31		
2/27/2020								1.44	1.31
3/20/2020	1.08 (U)	3.6							
3/23/2020			1.68			1.42	2.39		
3/24/2020					0.899 (U)			1.25 (U)	2.56
3/25/2020				4.72					
9/24/2020	0.157 (U)	4.18	0.56 (U)						
9/25/2020				1.49		0.783 (U)		2.62	
9/28/2020					0.744 (U)		1.48		2.12
2/19/2021	1 (U)	2.63	1.17 (U)	1.07 (U)					2.23
2/22/2021							1.07 (U)		

Confidence Interval

Constituent: Combined Radium 226 + 228 (pCi/L) Analysis Run 1/16/2025 2:00 PM View: Appendix IV

Plant Bowen Client: Southern Company Data: Bowen AP-1

	BGWC-21	BGWC-22	BGWC-23	BGWC-24	BGWC-25	BGWC-30	BGWC-31	BGWC-32	BGWC-34D
2/23/2021					0.456 (U)			1.55	
3/8/2021						0.429 (U)			
3/25/2021						1.48			
3/26/2021			1.04 (U)	2.91	0.134 (U)				
3/29/2021	0.471 (U)	4.1					1.63		
3/30/2021								2.04	1.35 (U)
8/19/2021					0.908 (U)	1.63			
8/20/2021	0.277 (U)						1.82		
8/23/2021		3.25	1.2 (U)	1.77 (U)					
8/24/2021									2.39
8/25/2021								0.784 (U)	
2/14/2022			0.563 (U)			0.744 (U)			
2/15/2022		1.94		14.2 (U)					
2/16/2022	0.49 (U)				0.189 (U)		1.02	1.16 (U)	2.24
7/27/2022					1.09 (U)				
7/28/2022	0.424 (U)						0.684 (U)		2.74
7/29/2022								1.82	
8/1/2022			2.28			1.01 (U)			
8/2/2022		2.32		0.84 (U)					
1/27/2023	0.28 (U)				0.768 (U)		1.46		
1/30/2023									2.58
1/31/2023								1.49	
2/1/2023				1.3		0.936			
2/2/2023			0.783 (U)						
2/7/2023		1.45							
8/17/2023					0.909 (U)				
8/18/2023							1.82	1.24 (U)	2.36
8/21/2023						0.986 (U)			
8/22/2023		2.43							
8/23/2023	0.704 (U)		0.799 (U)						
8/25/2023				1.63 (U)					
1/30/2024				0.782 (U)					
2/2/2024							1.3		
2/5/2024	0.455 (U)				0.396 (U)				2.21
2/6/2024						0.255 (U)			
2/8/2024		2.05	1.27 (U)					0.939 (U)	
8/19/2024							0.674 (U)		
8/20/2024					0.246 (U)				1.7
8/21/2024		1.5		0.991 (U)				1.19	
8/22/2024	0.262 (U)		0.718 (U)			0.713 (U)			
Mean	0.6313	2.368	1.41	2.811	0.7054	1.523	1.386	1.554	2.263
Std. Dev.	0.3094	0.798	0.6802	2.525	0.3745	0.8852	0.4617	0.5404	0.6332
Upper Lim.	0.7855	2.757	1.741	3.071	0.888	1.964	1.699	1.92	2.692
Lower Lim.	0.4771	1.98	1.078	1.703	0.5229	1.082	1.073	1.187	1.834

Confidence Interval

Constituent: Combined Radium 226 + 228 (pCi/L) Analysis Run 1/16/2025 2:00 PM View: Appendix IV

Plant Bowen Client: Southern Company Data: Bowen AP-1

	BGWC-35D	BGWC-36D	BGWC-37D	BGWC-38D	BGWC-39	BGWC-40	BGWC-41D	BGWC-42D	BGWC-43D
10/17/2018		1.24							
10/22/2018	1.54								
4/2/2019		2.81							
4/4/2019	2.37								
9/26/2019	3.09								
9/27/2019		1.66							
2/25/2020	4.16		2.87						
2/26/2020		1.76							
2/27/2020				5.89	1.03 (U)				
2/28/2020						0.649 (U)			
3/23/2020		2.75							
3/24/2020			2.8	5.9	1.35				
3/25/2020	2.81					0.848 (U)			
9/2/2020				5.91			1.31 (U)		
9/3/2020								1.05 (U)	1.9
9/25/2020	2.15		3.29						
9/28/2020		1.59							
9/29/2020					1.71	0.441 (U)			
2/22/2021	2.03		1.73		1.65	1.31 (U)	1.91	0.578 (U)	
3/8/2021		2.09							1.34
3/9/2021				3.34					
3/25/2021		2.43							
3/26/2021	2.4		3.15						
3/29/2021				3.54					1.62 (U)
3/30/2021						0.826 (U)			
3/31/2021					0.251 (U)		1		
4/1/2021								0.461 (U)	
8/19/2021				4.63					
8/20/2021	2.53		3.01					1.38	
8/23/2021		0.857 (U)							1.93
8/24/2021					0.432 (U)	0.21 (U)	0.918 (U)		
2/14/2022		1.43		4.6					
2/15/2022							0.765 (U)		0.96 (U)
2/16/2022					0.799	0.473 (U)			
2/17/2022	1.88		2.41					0.51 (U)	
7/28/2022	2.71		2.92			0.656 (U)		0.503 (U)	
7/29/2022		1.47 (U)					1.6		
8/1/2022									1.38
8/2/2022				3.64	0.93 (U)				
1/30/2023	2.3		2.14					0.71 (U)	
1/31/2023						0.498 (U)			
2/1/2023		1.17					1.59		
2/2/2023					0.942 (U)				
2/7/2023				2.93					1.53
8/18/2023						1.14 (U)			
8/21/2023		1.19 (U)		3.26					
8/23/2023					1.46 (U)		2.06		1.79
8/24/2023	3.09		3.06					1.37	
1/30/2024		1.07							1.1
2/6/2024				3.19					
2/7/2024	2.74		2.3			0.563 (U)	1.4	0.44 (U)	
2/8/2024					0.396 (U)				

Confidence Interval

Constituent: Combined Radium 226 + 228 (pCi/L) Analysis Run 1/16/2025 2:00 PM View: Appendix IV

Plant Bowen Client: Southern Company Data: Bowen AP-1

	BGWC-35D	BGWC-36D	BGWC-37D	BGWC-38D	BGWC-39	BGWC-40	BGWC-41D	BGWC-42D	BGWC-43D
8/20/2024		0.895 (U)				0.27 (U)		0.543 (U)	
8/21/2024							2.31		1.21
8/22/2024	2.08		1.92	2.4	1.05				
Mean	2.525	1.627	2.633	4.103	1	0.657	1.486	0.7545	1.476
Std. Dev.	0.6287	0.632	0.515	1.249	0.4825	0.3288	0.5087	0.3717	0.3357
Upper Lim.	2.951	2.056	3.037	5.082	1.379	0.915	1.94	1.37	1.776
Lower Lim.	2.099	1.199	2.229	3.123	0.6214	0.399	1.032	0.461	1.176

Confidence Interval

Constituent: Combined Radium 226 + 228 (pCi/L) Analysis Run 1/16/2025 2:00 PM View: Appendix IV

Plant Bowen Client: Southern Company Data: Bowen AP-1

	BGWC-44D	BGWC-49D	BGWC-50D	BGWC-51	BGWC-52	BGWC-7	BGWC-8	BGWC-9
6/6/2016								0.488
6/7/2016							0.0507 (U)	
6/8/2016						0.854		
8/10/2016							0.862 (U)	
8/11/2016						1.24		0.639 (U)
10/4/2016							0.48 (U)	
10/5/2016								0.945 (U)
10/6/2016						2.43		
12/2/2016							0.219 (U)	
12/5/2016								2.2
12/6/2016						0.958 (U)		
2/14/2017							0.636 (U)	
2/15/2017						1.18		0.74 (U)
4/14/2017							0.13 (U)	
4/17/2017								0.764 (U)
4/18/2017						1.26		
5/26/2017							0.349 (U)	0.245 (U)
6/2/2017						1.24 (U)		
7/10/2017							0.565 (U)	
7/11/2017								0.502 (U)
7/14/2017						1.55		
3/26/2018							0.303 (U)	
3/27/2018						2.15		0.745 (U)
6/12/2018							0.494 (U)	0.319 (U)
6/13/2018						1.95		
10/16/2018							0.633 (U)	
10/17/2018								0.319 (U)
10/18/2018						1.1		
2/25/2019							1.03 (U)	
2/28/2019						1.38		
4/1/2019							0.474 (U)	0.225 (U)
4/2/2019						1.57		
9/24/2019						1.85	1.69	1.65
2/19/2020							1.02 (U)	
2/20/2020								0.921 (U)
2/21/2020						2.02		
3/18/2020							0.987 (U)	
3/19/2020						1.18 (U)		1.94
9/3/2020	0.982 (U)							
9/23/2020							0.25 (U)	
9/24/2020								0.9 (U)
9/25/2020						1.64		
1/28/2021				0.444 (U)	1.59			
2/16/2021							0.709 (U)	
2/17/2021								0.692 (U)
2/18/2021	1.34					1.09		
2/23/2021				0.589 (U)	0.567 (U)			
3/24/2021							0.808 (U)	0.554 (U)
3/30/2021				0.852 (U)	1.66 (U)	1.41 (U)		
3/31/2021	0.517 (U)							
4/19/2021		2.45	1.01 (U)					
8/18/2021	0.886 (U)		0.99 (U)				0.192 (U)	0.458 (U)

Confidence Interval

Constituent: Combined Radium 226 + 228 (pCi/L) Analysis Run 1/16/2025 2:00 PM View: Appendix IV

Plant Bowen Client: Southern Company Data: Bowen AP-1

	BGWC-44D	BGWC-49D	BGWC-50D	BGWC-51	BGWC-52	BGWC-7	BGWC-8	BGWC-9
8/19/2021						0.952 (U)		
8/23/2021				0.558 (U)	0.785 (U)			
8/24/2021		3.66						
2/9/2022	1.52		1.4					
2/10/2022							0.813	0.86
2/11/2022						1.26		
2/14/2022				0.487 (U)	0.224 (U)			
2/17/2022		2.41						
7/26/2022	0.818 (U)		1 (U)				0.523 (U)	0.866 (U)
7/28/2022					1.02 (U)	1.22 (U)		
8/1/2022		2.36		0.642 (U)				
1/25/2023	0.617 (U)		0.588 (U)					
1/26/2023						1.73	0.629 (U)	0.248 (U)
1/31/2023				0.707 (U)	0.58 (U)			
2/1/2023		1.57						
8/15/2023	0.783 (U)		1.47					
8/16/2023							0.791 (U)	
8/17/2023						1.45		0.711 (U)
8/21/2023				0.283 (U)				
8/22/2023		2.97			0.886 (U)			
1/31/2024	0.315 (U)		1.01 (U)					
2/1/2024							0.496 (U)	0.699 (U)
2/2/2024						1.04		
2/5/2024				0.406 (U)	0.587 (U)			
2/6/2024		2.25						
8/15/2024	0.591 (U)							
8/16/2024			0.735 (U)			1.55	0.76 (U)	
8/19/2024								0.429 (U)
8/20/2024				0.268 (U)	0.375 (U)			
8/21/2024		2.88						
Mean	0.8369	2.569	1.025	0.5236	0.8274	1.433	0.6113	0.7624
Std. Dev.	0.3697	0.613	0.2967	0.1843	0.4799	0.3979	0.352	0.4988
Upper Lim.	1.167	3.219	1.34	0.688	1.256	1.627	0.7829	0.9303
Lower Lim.	0.5071	1.919	0.7109	0.3592	0.3992	1.239	0.4397	0.4991

Confidence Interval

Constituent: Fluoride (mg/L) Analysis Run 1/16/2025 2:00 PM View: Appendix IV

Plant Bowen Client: Southern Company Data: Bowen AP-1

	BGWA-6	BGWC-10	BGWC-12	BGWC-14A	BGWC-16	BGWC-17	BGWC-18	BGWC-19	BGWC-20
6/6/2016	<0.1								
6/7/2016		0.09 (J)	<0.1		<0.1	0.15 (J)			
6/8/2016							0.1 (J)	<0.1	0.09 (J)
8/10/2016	0.04 (J)								
8/11/2016					0.12 (J)	0.3 (J)			
8/12/2016			0.08 (J)				0.39	0.2 (J)	0.04 (J)
8/16/2016		0.09 (J)							
10/4/2016	0.06 (J)								
10/6/2016			0.06 (J)						
10/7/2016		0.17 (J)			0.08 (J)	0.14 (J)	0.16 (J)	0.07 (J)	
10/10/2016									0.06 (J)
12/1/2016	0.09 (J)								
12/5/2016			0.12 (J)						
12/6/2016		0.16 (J)			0.24 (J)	0.19 (J)	0.32		
12/7/2016								0.09 (J)	0.07 (J)
2/14/2017	<0.1								
2/15/2017			0.33						
2/16/2017		0.38			0.31	0.51	0.38	0.6	
2/17/2017									0.06 (J)
4/13/2017	0.04 (J)								
4/18/2017		0.12 (J)	0.006 (J)		0.02 (J)				
4/19/2017						0.18 (J)	0.08 (J)	0.09 (J)	0.005 (J)
5/25/2017	0.02 (J)								
5/30/2017					0.51	0.15 (J)			
6/1/2017							0.09 (J)	0.05 (J)	0.65
6/2/2017		0.03 (J)	0.04 (J)						
7/7/2017	0.12 (J)								
7/12/2017		0.15 (J)							
7/13/2017			0.17 (J)						
7/14/2017					0.14 (J)	0.16 (J)	0.06 (J)	0.08 (J)	
7/18/2017									0.36
10/9/2017	<0.1								
10/10/2017			0.08 (J)						
10/11/2017		0.07 (J)			0.29 (J)	0.64	0.14 (J)	0.11 (J)	<0.1
3/27/2018		<0.1			<0.1	0.33	<0.1	<0.1	
3/28/2018			<0.1						<0.1
6/12/2018					0.061 (J)				
6/13/2018									0.038 (J)
6/14/2018		0.046 (J)	<0.1			0.11 (J)	0.095 (J)		
6/15/2018								0.07 (J)	
10/16/2018	<0.1								
10/17/2018			<0.1			<0.3			
10/18/2018		<0.1			<0.1		0.054 (J)		
10/19/2018								0.17 (J)	
10/22/2018									<0.1
2/25/2019					0.13 (J)				
2/27/2019						0.26 (J)	<0.1		0.13 (J)
2/28/2019		0.14 (J)	0.18 (J)						
3/1/2019								0.14 (J)	
4/1/2019			0.065 (J)						
4/2/2019	<0.1	0.044 (J)			0.23 (J)	0.14 (J)	0.044 (J)		
4/3/2019								0.051 (J)	0.072 (J)

ND substitution: RL or RL/2 if <15% NDs.

Confidence Interval

Constituent: Fluoride (mg/L) Analysis Run 1/16/2025 2:00 PM View: Appendix IV

Plant Bowen Client: Southern Company Data: Bowen AP-1

	BGWA-6	BGWC-10	BGWC-12	BGWC-14A	BGWC-16	BGWC-17	BGWC-18	BGWC-19	BGWC-20
9/23/2019	<0.1								
9/25/2019		0.075 (J)	0.13 (J)						
9/26/2019					<0.1	0.071 (J)	0.052 (J)	<0.1	<0.1
2/18/2020	<0.1								
2/20/2020		<0.1			<0.1				
2/24/2020			0.051 (J)			0.11 (J)	<0.1	0.05 (J)	<0.1
3/19/2020	<0.1		<0.1		0.052 (J)	0.12 (J)			
3/20/2020							<0.1	<0.1	
3/23/2020		<0.1							<0.1
5/22/2020				0.065 (J)					
6/23/2020				<0.1					
7/28/2020				<0.1					
9/2/2020				0.061 (J)					
9/23/2020	<0.1								
9/24/2020		<0.1			0.059 (J)	0.12	0.058 (J)		
9/25/2020			<0.1						
9/28/2020								<0.1	<0.1
10/1/2020				<0.1					
11/10/2020				<0.1					
12/15/2020				0.052					
1/20/2021				<0.1					
2/18/2021	<0.1	<0.1		0.055 (J)	0.064 (J)	0.1	<0.1	<0.1	<0.1
2/19/2021			<0.1						
3/24/2021			<0.1	<0.1	0.053 (J)	0.11	<0.1		
3/26/2021								0.053 (J)	
3/29/2021									<0.1
3/30/2021		<0.1							
3/31/2021	<0.1								
8/16/2021	<0.1								
8/18/2021		<0.1	<0.1	<0.1	<0.1				
8/19/2021						0.097 (J)	<0.1		
8/20/2021								<0.1	<0.1
2/9/2022	<0.1			<0.1					
2/11/2022		<0.1	<0.1		0.056 (J)	0.1			
2/16/2022							<0.1	<0.1	<0.1
7/26/2022	0.052 (J)			0.082 (J)					
7/27/2022			0.081 (J)		0.091 (J)	0.13	0.081 (J)	0.071 (J)	0.062 (J)
7/28/2022		0.064 (J)							
1/25/2023	0.066 (J)								
1/26/2023			0.083 (J)	0.084 (J)	0.091 (J)	0.13	0.056 (J)		
1/27/2023		0.058 (J)						0.077 (J)	
1/30/2023									0.064 (J)
8/15/2023	<0.1								
8/16/2023			0.089 (J)	0.076 (J)					
8/17/2023		0.05 (J)			0.074 (J)	0.12	0.056 (J)		
8/18/2023								0.077 (J)	0.068 (J)
1/31/2024	0.053 (J)								
2/1/2024		0.051 (J)	0.071 (J)	0.066 (J)	0.072 (J)	0.12			
2/2/2024							<0.1	0.069 (J)	
2/5/2024									0.056 (J)
8/15/2024	<0.1								
8/16/2024				0.082 (J)					

ND substitution: RL or RL/2 if <15% NDs.

Confidence Interval

Constituent: Fluoride (mg/L) Analysis Run 1/16/2025 2:00 PM View: Appendix IV

Plant Bowen Client: Southern Company Data: Bowen AP-1

	BGWA-6	BGWC-10	BGWC-12	BGWC-14A	BGWC-16	BGWC-17	BGWC-18	BGWC-19	BGWC-20
8/19/2024			0.088 (J)		0.1	0.14	0.081 (J)	<0.1	
8/20/2024		0.067 (J)							0.072 (J)
Mean	0.08504	0.102	0.1009	0.08371	0.1275	0.1807	0.1184	0.1118	0.111
Std. Dev.	0.02637	0.06593	0.05741	0.01802	0.105	0.1297	0.09261	0.1034	0.1234
Upper Lim.	0.1	0.1009	0.12	0.1	0.1245	0.18	0.14	0.11	0.1
Lower Lim.	0.06	0.05578	0.08	0.065	0.06245	0.11	0.06	0.071	0.062

ND substitution: RL or RL/2 if <15% NDs.

Confidence Interval

Constituent: Fluoride (mg/L) Analysis Run 1/16/2025 2:00 PM View: Appendix IV

Plant Bowen Client: Southern Company Data: Bowen AP-1

	BGWC-21	BGWC-22	BGWC-23	BGWC-24	BGWC-25	BGWC-30	BGWC-31	BGWC-32	BGWC-34D
6/8/2016	<0.1	0.43			0.14 (J)				
6/9/2016			0.12 (J)	<0.1					
8/15/2016					0.08 (J)				
8/18/2016	0.09 (J)	0.3 (J)	0.08 (J)	0.24 (J)					
10/10/2016	0.04 (J)	0.32	0.09 (J)	0.3	0.1 (J)				
12/7/2016			0.08 (J)	0.05 (J)					
12/8/2016	0.08 (J)	0.26 (J)			0.06 (J)				
1/23/2017						0.06 (J)			
2/7/2017						0.09 (J)			
2/17/2017	0.08 (J)	0.39							
2/20/2017			0.09 (J)	0.65	0.16 (J)				
3/27/2017						0.09 (J)			
4/17/2017						0.36			
4/19/2017	0.04 (J)		0.03 (J)	0.21 (J)					
4/20/2017		0.34			0.02 (J)				
5/22/2017						0.05 (J)			
6/1/2017	0.03 (J)				0.04 (J)				
6/5/2017		0.29 (J)	<0.1	0.05 (J)		0.32			
7/11/2017						0.13 (J)			
7/17/2017			0.09 (J)	2.5	0.07 (J)				
7/18/2017	0.08 (J)								
7/19/2017		0.33							
8/23/2017						0.17 (J)			
10/10/2017						0.35			
10/11/2017			0.09 (J)	1.8	0.11 (J)				
10/12/2017	0.12 (J)	0.31							
3/26/2018						0.75			
3/28/2018	<0.1				<0.1				
3/29/2018		0.58	<0.1	2					
6/13/2018			0.71	3.1					
6/14/2018	<0.1	0.15 (J)			<0.1				
6/15/2018						0.51			
10/18/2018							<0.1		
10/19/2018	<0.1								<0.1
10/22/2018		0.78	0.81	3.1	<0.1	0.44		0.65	
3/1/2019		0.34	0.38	1	0.12 (J)	0.24 (J)			
4/2/2019						0.68			
4/3/2019	0.032 (J)	0.23 (J)	0.1 (J)	3					
4/4/2019					<0.1		<0.1		0.035 (J)
4/5/2019								0.66	
5/2/2019		1.4							
5/3/2019								1.3	
9/24/2019							<0.1		<0.1
9/26/2019								0.15 (J)	
9/27/2019		1	0.54			0.13 (J)			
9/30/2019	0.066 (J)			1.2	0.065 (J)				
11/15/2019								0.51	
2/25/2020		0.24 (J)	0.066 (J)						
2/26/2020	<0.1			0.064 (J)	<0.1	0.057 (J)	<0.1		
2/27/2020								0.13 (J)	<0.1
3/20/2020	<0.1	0.23 (J)							
3/23/2020			0.056 (J)			0.054 (J)	<0.1		

ND substitution: RL or RL/2 if <15% NDs.

Confidence Interval

Constituent: Fluoride (mg/L) Analysis Run 1/16/2025 2:00 PM View: Appendix IV

Plant Bowen Client: Southern Company Data: Bowen AP-1

	BGWC-21	BGWC-22	BGWC-23	BGWC-24	BGWC-25	BGWC-30	BGWC-31	BGWC-32	BGWC-34D
3/24/2020					<0.1			0.13 (J)	<0.1
3/25/2020				0.056 (J)					
9/24/2020	<0.1	0.24	0.062 (J)						
9/25/2020				0.054 (J)		<0.1		0.097 (J)	
9/28/2020					<0.1		<0.1		<0.1
2/19/2021	<0.1	0.2	<0.1	0.14					<0.1
2/22/2021							<0.1		
2/23/2021					<0.1			0.13	
3/8/2021						<0.1			
3/25/2021						<0.1			
3/26/2021			0.054 (J)	0.095 (J)	<0.1				
3/29/2021	<0.1	0.22					<0.1		
3/30/2021								0.14	<0.1
7/19/2021		0.24	0.065 (J)	0.13					
7/20/2021						<0.1			
8/19/2021					<0.1	<0.1			
8/20/2021	<0.1						<0.1		
8/23/2021		0.23	<0.1	0.12					
8/24/2021									<0.1
8/25/2021								0.15	
11/1/2021		0.25	0.068 (J)	0.15		0.055 (J)			
2/14/2022			<0.1			0.075 (J)			
2/15/2022		0.24		<0.1					
2/16/2022	<0.1				<0.1		<0.1	0.13	<0.1
7/27/2022					0.051 (J)				
7/28/2022	<0.1						<0.1		0.053 (J)
7/29/2022								0.16	
8/1/2022			0.07 (J)			0.09 (J)			
8/2/2022		0.19		0.097 (J)					
10/21/2022				0.14 (R)					
1/27/2023	<0.1				0.053 (J)		<0.1		
1/30/2023									0.06 (J)
1/31/2023								0.13	
2/1/2023				0.18		0.092 (J)			
2/2/2023			0.074 (J)						
2/7/2023		0.26							
8/17/2023					<0.1				
8/18/2023							<0.1	0.14	0.052 (J)
8/21/2023						0.065 (J)			
8/22/2023		0.23							
8/23/2023	<0.1		<0.1						
8/25/2023				0.15					
1/30/2024				0.13					
2/2/2024							<0.1		
2/5/2024	<0.1				<0.1				<0.1
2/6/2024						0.073 (J)			
2/8/2024		0.19	0.059 (J)					0.12	
8/19/2024							0.051 (J)		
8/20/2024					0.055 (J)				0.057 (J)
8/21/2024		0.22		0.17				0.13	
8/22/2024	<0.1		<0.1			0.087 (J)			
Mean	0.08685	0.3543	0.1546	0.6992	0.08978	0.1903	0.09673	0.2857	0.0838

ND substitution: RL or RL/2 if <15% NDs.

Confidence Interval

Constituent: Fluoride (mg/L) Analysis Run 1/16/2025 2:00 PM View: Appendix IV

Plant Bowen Client: Southern Company Data: Bowen AP-1

	BGWC-21	BGWC-22	BGWC-23	BGWC-24	BGWC-25	BGWC-30	BGWC-31	BGWC-32	BGWC-34D
Std. Dev.	0.02456	0.2665	0.1964	1.023	0.03015	0.1913	0.01265	0.3217	0.02428
Upper Lim.	0.1	0.33	0.1	0.65	0.086	0.24	0.1	0.51	0.1
Lower Lim.	0.08	0.23	0.068	0.097	0.05446	0.075	0.051	0.12	0.053

Confidence Interval

Constituent: Fluoride (mg/L) Analysis Run 1/16/2025 2:00 PM View: Appendix IV

Plant Bowen Client: Southern Company Data: Bowen AP-1

	BGWC-35D	BGWC-36D	BGWC-37D	BGWC-38D	BGWC-39	BGWC-40	BGWC-41D	BGWC-42D	BGWC-43D
10/17/2018		<0.3							
10/22/2018	0.91								
4/2/2019		0.44							
4/4/2019	0.26 (J)								
9/26/2019	0.11 (J)								
9/27/2019		0.26 (J)							
12/13/2019					0.16 (J)				
12/16/2019						0.13 (J)			
2/25/2020	0.14 (J)		0.57						
2/26/2020		0.13 (J)							
2/27/2020				0.55	0.071 (J)				
2/28/2020						0.062 (J)			
3/23/2020		0.13 (J)							
3/24/2020			0.43	0.61	0.06 (J)				
3/25/2020	0.17 (J)					<0.1			
5/4/2020							<0.1		0.93
5/11/2020								0.34	
5/20/2020								0.4	0.78
9/2/2020				0.47			0.088 (J)		
9/3/2020								0.5	0.87
9/25/2020	0.17		0.34						
9/28/2020		0.1							
9/29/2020					<0.1	<0.1			
2/22/2021	0.21		0.3		0.095 (J)	<0.1	0.099 (J)	0.69	
3/8/2021		0.14							0.9
3/9/2021				0.67					
3/25/2021		0.12							
3/26/2021	0.13		0.27						
3/29/2021				0.73					1
3/30/2021						0.06 (J)			
3/31/2021					0.08 (J)		0.077 (J)		
4/1/2021								0.72	
7/20/2021									1.2
8/19/2021				0.4					
8/20/2021	0.22		0.18					0.56	
8/23/2021		0.11							1.2
8/24/2021					0.18	0.076 (J)	0.11		
11/1/2021				0.32					
2/14/2022		0.12		0.34					
2/15/2022							0.07 (J)		0.89
2/16/2022					0.11	0.068 (J)			
2/17/2022	0.21		0.16					0.61	
7/28/2022	0.23		0.19			0.092 (J)		0.55	
7/29/2022		0.14					0.1		
8/1/2022									0.86
8/2/2022				0.46	0.12				
1/30/2023	0.17		0.16					0.64	
1/31/2023						0.084 (J)			
2/1/2023		0.13					0.084 (J)		
2/2/2023					0.098 (J)				
2/7/2023				0.11					0.97
8/18/2023						0.089 (J)			

ND substitution: RL or RL/2 if <15% NDs.

Confidence Interval

Constituent: Fluoride (mg/L) Analysis Run 1/16/2025 2:00 PM View: Appendix IV

Plant Bowen Client: Southern Company Data: Bowen AP-1

	BGWC-35D	BGWC-36D	BGWC-37D	BGWC-38D	BGWC-39	BGWC-40	BGWC-41D	BGWC-42D	BGWC-43D
8/21/2023		0.11		0.12					
8/23/2023					0.11		<0.1		1.1
8/24/2023	0.1		0.14					0.52	
1/30/2024		0.096 (J)							0.82
2/6/2024				0.25					
2/7/2024	0.15		0.14			0.072 (J)	0.064 (J)	0.5	
2/8/2024					0.1				
8/20/2024		0.13				0.078 (J)		0.54	
8/21/2024							0.078 (J)		0.81
8/22/2024	0.15		0.16	0.58	0.16				
Mean	0.222	0.1537	0.2533	0.4315	0.1072	0.08546	0.08818	0.5475	0.9485
Std. Dev.	0.1957	0.08792	0.1357	0.1982	0.03968	0.01938	0.01474	0.1099	0.1405
Upper Lim.	0.23	0.15	0.3386	0.5789	0.1367	0.09304	0.09662	0.6337	1.053
Lower Lim.	0.13	0.11	0.1549	0.2842	0.07773	0.06666	0.07338	0.4613	0.844

ND substitution: RL or RL/2 if <15% NDs.

Confidence Interval

Constituent: Fluoride (mg/L) Analysis Run 1/16/2025 2:00 PM View: Appendix IV

Plant Bowen Client: Southern Company Data: Bowen AP-1

	BGWC-44D	BGWC-49D	BGWC-50D	BGWC-51	BGWC-52	BGWC-7	BGWC-8	BGWC-9
6/6/2016								0.12 (J)
6/7/2016							<0.1	
6/8/2016						0.19 (J)		
8/10/2016							0.07 (J)	
8/11/2016						0.15 (J)		0.27 (J)
10/4/2016							0.07 (J)	
10/5/2016								0.12 (J)
10/6/2016						0.17 (J)		
12/2/2016							0.09 (J)	
12/5/2016								0.26 (J)
12/6/2016						0.22 (J)		
2/14/2017							0.02 (J)	
2/15/2017						0.18 (J)		0.46
4/14/2017							0.02 (J)	
4/17/2017								0.14 (J)
4/18/2017						0.11 (J)		
5/26/2017							0.02 (J)	0.13 (J)
6/2/2017						0.07 (J)		
7/10/2017							0.03 (J)	
7/11/2017								0.2 (J)
7/14/2017						0.23 (J)		
10/10/2017							<0.1	0.61
10/11/2017						0.1 (J)		
3/26/2018							<0.1	
3/27/2018						<0.3		0.36
6/12/2018							0.061 (J)	0.13 (J)
6/13/2018						0.25 (J)		
10/16/2018							<0.1	
10/17/2018								0.13 (J)
10/18/2018						0.047 (J)		
2/25/2019							<0.1	
2/28/2019						0.23 (J)		
4/1/2019							<0.1	0.33
4/2/2019						0.22 (J)		
9/24/2019						0.12 (J)	<0.1	0.096 (J)
2/19/2020							<0.1	
2/20/2020								0.063 (J)
2/21/2020						0.12 (J)		
3/18/2020							<0.1	
3/19/2020						0.12 (J)		0.074 (J)
5/4/2020	<0.1							
9/3/2020	<0.1							
9/23/2020							<0.1	
9/24/2020								0.091 (J)
9/25/2020						0.11		
1/28/2021				0.17	0.1			
2/16/2021							<0.1	
2/17/2021								0.086 (J)
2/18/2021	0.16					0.13		
2/23/2021				0.087 (J)	0.073 (J)			
3/24/2021							<0.1	0.075 (J)
3/30/2021				0.11	0.12	0.18		

ND substitution: RL or RL/2 if <15% NDs.

Confidence Interval

Constituent: Fluoride (mg/L) Analysis Run 1/16/2025 2:00 PM View: Appendix IV

Plant Bowen Client: Southern Company Data: Bowen AP-1

	BGWC-44D	BGWC-49D	BGWC-50D	BGWC-51	BGWC-52	BGWC-7	BGWC-8	BGWC-9
3/31/2021	0.088 (J)							
4/19/2021		0.055 (J)	0.078 (J)					
8/18/2021	<0.1		<0.1				<0.1	0.073 (J)
8/19/2021						0.12		
8/23/2021				0.084 (J)	0.093 (J)			
8/24/2021		<0.1						
2/9/2022	0.11		0.08 (J)					
2/10/2022							<0.1	0.071 (J)
2/11/2022						0.12		
2/14/2022				0.13	0.1			
2/17/2022		<0.1						
7/26/2022	<0.1		0.12				0.067 (J)	0.11
7/28/2022					0.14	0.16		
8/1/2022		0.087 (J)		0.16				
1/25/2023	0.28		0.16					
1/26/2023						0.15	0.063 (J)	0.09 (J)
1/31/2023				0.15	0.14			
2/1/2023		0.085 (J)						
8/15/2023	0.16		0.14					
8/16/2023							0.064 (J)	
8/17/2023						0.14		0.091 (J)
8/21/2023				0.14				
8/22/2023		<0.1			0.098 (J)			
1/31/2024	0.12		0.12					
2/1/2024							0.051 (J)	0.074 (J)
2/2/2024						0.15		
2/5/2024				0.13	0.085 (J)			
2/6/2024		0.063 (J)						
8/15/2024	0.082 (J)							
8/16/2024			0.085 (J)			0.17	0.066 (J)	
8/19/2024								0.1
8/20/2024				0.18	0.14			
8/21/2024		0.074 (J)						
Mean	0.1273	0.083	0.1041	0.1341	0.1089	0.1521	0.07748	0.1675
Std. Dev.	0.05691	0.01753	0.03679	0.03282	0.02453	0.0498	0.02852	0.1367
Upper Lim.	0.16	0.08591	0.1431	0.1634	0.1308	0.1759	0.1	0.2
Lower Lim.	0.088	0.05969	0.06513	0.1048	0.08702	0.1284	0.063	0.086

ND substitution: RL or RL/2 if <15% NDs.

Confidence Interval

Constituent: Lead (mg/L) Analysis Run 1/16/2025 2:00 PM View: Appendix IV

Plant Bowen Client: Southern Company Data: Bowen AP-1

	BGWA-6	BGWC-10	BGWC-12	BGWC-14A	BGWC-16	BGWC-17	BGWC-18	BGWC-19	BGWC-20
6/6/2016	<0.001								
6/7/2016		<0.001	<0.001		<0.001	<0.001			
6/8/2016							<0.001	<0.001	<0.001
8/10/2016	<0.001								
8/11/2016					<0.001	<0.001			
8/12/2016			0.0001 (J)				0.0001 (J)	<0.001	<0.001
8/16/2016		<0.001							
10/4/2016	<0.001								
10/6/2016			0.0002 (J)						
10/7/2016		<0.001			<0.001	<0.001	<0.001	<0.001	
10/10/2016									<0.001
12/1/2016	<0.001								
12/5/2016			0.0003 (J)						
12/6/2016		<0.001			<0.001	<0.001	0.0001 (J)		
12/7/2016								<0.001	<0.001
2/14/2017	<0.001								
2/15/2017			<0.001						
2/16/2017		<0.001			<0.001	<0.001	0.0002 (J)	<0.001	
2/17/2017									<0.001
4/13/2017	<0.001								
4/18/2017		<0.001	<0.001		<0.001				
4/19/2017						<0.001	0.0001 (J)	0.0006 (J)	<0.001
5/25/2017	<0.001								
5/30/2017					0.0001 (J)	<0.001			
6/1/2017							9E-05 (J)	<0.001	0.0001 (J)
6/2/2017		<0.001	0.0001 (J)						
7/7/2017	<0.001								
7/12/2017		<0.001							
7/13/2017			0.0001 (J)						
7/14/2017					0.0002 (J)	<0.001	0.0001 (J)	<0.001	
7/18/2017									<0.001
3/27/2018		<0.001			<0.001	<0.001	<0.001	<0.001	
3/28/2018			<0.001						<0.001
2/25/2019					<0.001				
2/27/2019						<0.001	<0.001		<0.001
2/28/2019		<0.001	<0.001						
3/1/2019								<0.001	
4/1/2019			<0.001						
4/2/2019	7E-05 (J)	<0.001			<0.001	<0.001	8.1E-05 (J)		
4/3/2019								<0.001	<0.001
9/23/2019	<0.001								
9/25/2019		0.00019 (J)	0.00063 (J)						
9/26/2019					0.00034 (J)	<0.001	<0.001	<0.001	<0.001
2/18/2020	<0.001								
2/20/2020		0.00014 (J)			0.00014 (J)				
2/24/2020			<0.001			7.9E-05 (J)	<0.001	<0.001	<0.001
3/19/2020	<0.001		<0.001		0.00013 (J)	<0.001			
3/20/2020							<0.001	<0.001	
3/23/2020		<0.001							<0.001
5/22/2020				7.3E-05 (J)					
6/23/2020				<0.001					
7/28/2020				<0.001					

ND substitution: RL or RL/2 if <15% NDs.

Confidence Interval

Constituent: Lead (mg/L) Analysis Run 1/16/2025 2:00 PM View: Appendix IV

Plant Bowen Client: Southern Company Data: Bowen AP-1

	BGWA-6	BGWC-10	BGWC-12	BGWC-14A	BGWC-16	BGWC-17	BGWC-18	BGWC-19	BGWC-20
9/2/2020				<0.001					
9/23/2020	6.4E-05 (J)								
9/24/2020		<0.001			0.00021 (J)	<0.001	<0.001		
9/25/2020			<0.001						
9/28/2020								3.8E-05 (J)	8.3E-05 (J)
10/1/2020				6.2E-05 (J)					
11/10/2020				0.00011 (J)					
12/15/2020				5.6E-05 (J)					
1/20/2021				<0.001					
2/18/2021	5.7E-05 (J)	<0.001		<0.001	0.00013 (J)	<0.001	<0.001	<0.001	<0.001
2/19/2021			8.7E-05 (J)						
3/24/2021			0.00013 (J)	<0.001	8E-05 (J)	<0.001	<0.001		
3/26/2021								<0.001	
3/29/2021									<0.001
3/30/2021		<0.001							
3/31/2021	0.00016 (J)								
8/16/2021	<0.001								
8/18/2021		<0.001	<0.001	<0.001	<0.001				
8/19/2021						<0.001	<0.001		
8/20/2021								<0.001	<0.001
2/9/2022	<0.001			<0.001					
2/11/2022		<0.001	<0.001		<0.001	<0.001			
2/16/2022							<0.001	<0.001	<0.001
7/26/2022	<0.001			<0.001					
7/27/2022			<0.001		<0.001	<0.001	<0.001	<0.001	<0.001
7/28/2022		<0.001							
1/25/2023	<0.001								
1/26/2023			<0.001	<0.001	<0.001	<0.001	<0.001		
1/27/2023		<0.001						<0.001	
1/30/2023									<0.001
8/15/2023	<0.001								
8/16/2023			<0.001	<0.001					
8/17/2023		<0.001			0.00041 (J)	<0.001	<0.001		
8/18/2023								<0.001	<0.001
1/31/2024	<0.001								
2/1/2024		<0.001	<0.001	<0.001	0.00055 (J)	<0.001			
2/2/2024							<0.001	0.00018 (J)	
2/5/2024									<0.001
8/15/2024	<0.001								
8/16/2024				<0.001					
8/19/2024			<0.001		0.00021 (J)	<0.001	<0.001	<0.001	
8/20/2024		<0.001							<0.001
Mean	0.0008341	0.0009304	0.0007353	0.0007824	0.0006458	0.0009616	0.0007405	0.0009091	0.0009243
Std. Dev.	0.0003606	0.0002359	0.0003959	0.0004045	0.0004051	0.000188	0.0004137	0.0002604	0.0002565
Upper Lim.	0.001	0.001	0.001	0.001	0.001	0.001	0.001	0.001	0.001
Lower Lim.	0.00016	0.00019	0.0002	0.00011	0.0002	7.9E-05	0.0002	0.0006	0.0001

ND substitution: RL or RL/2 if <15% NDs.

Confidence Interval

Constituent: Lead (mg/L) Analysis Run 1/16/2025 2:00 PM View: Appendix IV

Plant Bowen Client: Southern Company Data: Bowen AP-1

	BGWC-21	BGWC-22	BGWC-23	BGWC-24	BGWC-25	BGWC-30	BGWC-31	BGWC-32	BGWC-34D
6/8/2016	<0.001	<0.001			<0.001				
6/9/2016			<0.001	0.00059 (J)					
8/15/2016					0.0005 (J)				
8/18/2016	<0.001	<0.001	<0.001	<0.001					
10/10/2016	<0.001	<0.001	<0.001	<0.001	<0.001				
12/7/2016			<0.001	<0.001					
12/8/2016	<0.001	<0.001			0.0006 (J)				
1/23/2017						0.0003 (J)			
2/7/2017						0.0002 (J)			
2/17/2017	<0.001	<0.001							
2/20/2017			<0.001	<0.001	0.0004 (J)				
3/27/2017						8E-05 (J)			
4/17/2017						<0.001			
4/19/2017	<0.001		<0.001	<0.001					
4/20/2017		<0.001			0.0002 (J)				
5/22/2017						<0.001			
6/1/2017	<0.001				7E-05 (J)				
6/5/2017		<0.001	<0.001	7E-05 (J)		<0.001			
7/11/2017						8E-05 (J)			
7/17/2017			<0.001	<0.001	<0.001				
7/18/2017	<0.001								
7/19/2017		<0.001							
8/23/2017						<0.001			
3/26/2018						<0.001			
3/28/2018	<0.001				<0.001				
3/29/2018		<0.001	<0.001	<0.001					
3/1/2019		0.00033 (J)	<0.001	<0.001	<0.001	<0.001			
4/2/2019						<0.001			
4/3/2019	6.8E-05 (J)	<0.001	<0.001	<0.001					
4/4/2019					<0.001		0.00065 (J)		5.4E-05 (J)
4/5/2019								<0.001	
9/24/2019							0.0004 (J)		<0.001
9/26/2019								<0.001	
9/27/2019		5.4E-05 (J)	<0.001			0.00018 (J)			
9/30/2019	7.3E-05 (J)			<0.001	<0.001				
2/25/2020		<0.001	<0.001						
2/26/2020	5.3E-05 (J)			<0.001	<0.001	0.00035 (J)	7.6E-05 (J)		
2/27/2020								<0.001	<0.001
3/20/2020	6E-05 (J)	<0.001							
3/23/2020			<0.001			0.00011 (J)	0.00028 (J)		
3/24/2020					<0.001			<0.001	<0.001
3/25/2020				5.4E-05 (J)					
9/24/2020	5E-05 (J)	0.00014 (J)	0.00014 (J)						
9/25/2020				0.0001 (J)		0.00016 (J)		0.00011 (J)	
9/28/2020					5.1E-05 (J)		0.0013 (J)		<0.001
2/19/2021	8.7E-05 (J)	0.00011 (J)	<0.001	4.3E-05 (J)					<0.001
2/22/2021							0.00045 (J)		
2/23/2021					7.4E-05 (J)			7.2E-05 (J)	
3/8/2021						0.00018 (J)			
3/25/2021						0.00015 (J)			
3/26/2021			0.00031 (J)	7.1E-05 (J)	0.00013 (J)				
3/29/2021	9.4E-05 (J)	6.1E-05 (J)					0.00061 (J)		

ND substitution: RL or RL/2 if <15% NDs.

Confidence Interval

Constituent: Lead (mg/L) Analysis Run 1/16/2025 2:00 PM View: Appendix IV

Plant Bowen Client: Southern Company Data: Bowen AP-1

	BGWC-21	BGWC-22	BGWC-23	BGWC-24	BGWC-25	BGWC-30	BGWC-31	BGWC-32	BGWC-34D
3/30/2021								<0.001	<0.001
8/19/2021					<0.001	<0.001			
8/20/2021	<0.001						<0.001		
8/23/2021		<0.001	<0.001	<0.001					
8/24/2021									<0.001
8/25/2021								<0.001	
2/14/2022			<0.001			<0.001			
2/15/2022		<0.001		<0.001					
2/16/2022	<0.001				<0.001		<0.001	<0.001	<0.001
7/27/2022					<0.001				
7/28/2022	<0.001						<0.001		<0.001
7/29/2022								<0.001	
8/1/2022			<0.001			<0.001			
8/2/2022		<0.001		<0.001					
10/21/2022				<0.001 (R)					
1/27/2023	<0.001				<0.001		<0.001		
1/30/2023									<0.001
1/31/2023								<0.001	
2/1/2023				<0.001		<0.001			
2/2/2023			<0.001						
2/7/2023		<0.001							
8/17/2023					<0.001				
8/18/2023							0.00024 (J)	<0.001	<0.001
8/21/2023						0.00017 (J)			
8/22/2023		0.00014 (J)							
8/23/2023	<0.001		<0.001						
8/25/2023				<0.001					
1/30/2024				<0.001					
2/2/2024							0.00043 (J)		
2/5/2024	<0.001				<0.001				<0.001
2/6/2024						<0.001			
2/8/2024		<0.001	<0.001					<0.001	
8/19/2024							0.00019 (J)		
8/20/2024					<0.001				<0.001
8/21/2024		<0.001		<0.001				<0.001	
8/22/2024	<0.001		<0.001			<0.001			
Mean	0.0007167	0.0007848	0.0009354	0.0007971	0.000751	0.0006233	0.0006161	0.0008701	0.0009324
Std. Dev.	0.000438	0.0003836	0.0002202	0.0003812	0.0003789	0.0004219	0.0003818	0.0003302	0.0002528
Upper Lim.	0.001	0.001	0.001	0.001	0.001	0.001	0.0006454	0.001	0.001
Lower Lim.	8.7E-05	0.00033	0.00031	0.00059	0.0004	0.00017	0.0002266	0.00011	5.4E-05

ND substitution: RL or RL/2 if <15% NDs.

Confidence Interval

Constituent: Lead (mg/L) Analysis Run 1/16/2025 2:00 PM View: Appendix IV

Plant Bowen Client: Southern Company Data: Bowen AP-1

	BGWC-35D	BGWC-36D	BGWC-37D	BGWC-38D	BGWC-39	BGWC-40	BGWC-41D	BGWC-42D	BGWC-43D
4/2/2019		0.00067 (J)							
4/4/2019	0.00023 (J)								
9/26/2019	6.9E-05 (J)								
9/27/2019		0.0005 (J)							
2/25/2020	0.00025 (J)		0.00011 (J)						
2/26/2020		0.00033 (J)							
2/27/2020				0.00025 (J)	<0.001				
2/28/2020						0.00014 (J)			
3/23/2020		0.00014 (J)							
3/24/2020			7.3E-05 (J)	0.00016 (J)	0.0001 (J)				
3/25/2020	0.00018 (J)					0.00017 (J)			
9/2/2020				0.00022 (J)			<0.001		
9/3/2020								<0.001	0.00012 (J)
9/25/2020	0.00037 (J)		0.00029 (J)						
9/28/2020		0.00017 (J)							
9/29/2020					<0.001	0.00024 (J)			
2/22/2021	0.00011 (J)		8.2E-05 (J)		<0.001	0.00014 (J)	<0.001	4.1E-05 (J)	
3/8/2021		0.00011 (J)							<0.001
3/9/2021				<0.001					
3/25/2021		<0.001							
3/26/2021	<0.001		<0.001						
3/29/2021				<0.001					<0.001
3/30/2021						0.00018 (J)			
3/31/2021					<0.001		3.6E-05 (J)		
4/1/2021								4.4E-05 (J)	
8/19/2021				<0.001					
8/20/2021	<0.001		<0.001					<0.001	
8/23/2021		<0.001							<0.001
8/24/2021					<0.001	<0.001	<0.001		
2/14/2022		<0.001		<0.001					
2/15/2022							<0.001		<0.001
2/16/2022					<0.001	<0.001			
2/17/2022	<0.001		<0.001					<0.001	
7/28/2022	<0.001		<0.001			<0.001		<0.001	
7/29/2022		<0.001					<0.001		
8/1/2022									<0.001
8/2/2022				<0.001	<0.001				
1/30/2023	<0.001		<0.001					<0.001	
1/31/2023						<0.001			
2/1/2023		<0.001					<0.001		
2/2/2023					<0.001				
2/7/2023				<0.001					<0.001
8/18/2023						<0.001			
8/21/2023		<0.001		0.00014 (J)					
8/23/2023					<0.001		<0.001		<0.001
8/24/2023	<0.001		0.00014 (J)					<0.001	
1/30/2024		<0.001							<0.001
2/6/2024				<0.001					
2/7/2024	<0.001		<0.001			<0.001	<0.001	<0.001	
2/8/2024					<0.001				
8/20/2024		<0.001				<0.001		<0.001	
8/21/2024							<0.001		<0.001

ND substitution: RL or RL/2 if <15% NDs.

Confidence Interval

Constituent: Lead (mg/L) Analysis Run 1/16/2025 2:00 PM View: Appendix IV

Plant Bowen Client: Southern Company Data: Bowen AP-1

	BGWC-35D	BGWC-36D	BGWC-37D	BGWC-38D	BGWC-39	BGWC-40	BGWC-41D	BGWC-42D	BGWC-43D
8/22/2024	<0.001		<0.001	<0.001	<0.001				
Mean	0.0006578	0.0007086	0.0006413	0.0007308	0.000925	0.0006558	0.0009036	0.0008085	0.000912
Std. Dev.	0.0004155	0.0003762	0.0004465	0.0003985	0.0002598	0.000426	0.0003048	0.0004037	0.0002783
Upper Lim.	0.001	0.001	0.001	0.001	0.001	0.001	0.001	0.001	0.001
Lower Lim.	0.00018	0.00017	8.2E-05	0.00016	0.0001	0.00014	0.001	4.4E-05	0.001

ND substitution: RL or RL/2 if <15% NDs.

Confidence Interval

Constituent: Lead (mg/L) Analysis Run 1/16/2025 2:00 PM View: Appendix IV

Plant Bowen Client: Southern Company Data: Bowen AP-1

	BGWC-44D	BGWC-49D	BGWC-50D	BGWC-51	BGWC-52	BGWC-8	BGWC-9
6/6/2016							<0.001
6/7/2016						<0.001	
8/10/2016						<0.001	
8/11/2016							<0.001
10/4/2016						<0.001	
10/5/2016							0.0005 (J)
12/2/2016						<0.001	
12/5/2016							0.0002 (J)
2/14/2017						<0.001	
2/15/2017							<0.001
4/14/2017						<0.001	
4/17/2017							0.0001 (J)
5/26/2017						0.0003 (J)	0.0001 (J)
7/10/2017						<0.001	
7/11/2017							<0.001
3/26/2018						<0.001	
3/27/2018							<0.001
2/25/2019						<0.001	
4/1/2019						<0.001	9.2E-05 (J)
9/24/2019						<0.001	5.6E-05 (J)
2/19/2020						0.00014 (J)	
2/20/2020							8.2E-05 (J)
3/18/2020						<0.001	
3/19/2020							6.3E-05 (J)
9/3/2020	<0.001						
9/23/2020						<0.001	
9/24/2020							<0.001
1/28/2021				0.00016 (J)	5.4E-05 (J)		
2/16/2021						0.0001 (J)	
2/17/2021							7.5E-05 (J)
2/18/2021	0.00017 (J)						
2/23/2021				0.00015 (J)	0.0001 (J)		
3/24/2021						0.00015 (J)	<0.001
3/30/2021				0.00022 (J)	0.00011 (J)		
3/31/2021	<0.001						
4/19/2021		4.4E-05 (J)	0.00014 (J)				
8/18/2021	<0.001		<0.001			<0.001	<0.001
8/23/2021				<0.001	<0.001		
8/24/2021		<0.001					
2/9/2022	<0.001		<0.001				
2/10/2022						<0.001	<0.001
2/14/2022				<0.001	<0.001		
2/17/2022		<0.001					
7/26/2022	<0.001		<0.001			<0.001	<0.001
7/28/2022					<0.001		
8/1/2022		<0.001		<0.001			
1/25/2023	<0.001		<0.001				
1/26/2023						<0.001	<0.001
1/31/2023				<0.001	<0.001		
2/1/2023		<0.001					
8/15/2023	<0.001		<0.001				
8/16/2023						<0.001	

ND substitution: RL or RL/2 if <15% NDs.

Confidence Interval

Constituent: Lead (mg/L) Analysis Run 1/16/2025 2:00 PM View: Appendix IV

Plant Bowen Client: Southern Company Data: Bowen AP-1

	BGWC-44D	BGWC-49D	BGWC-50D	BGWC-51	BGWC-52	BGWC-8	BGWC-9
8/17/2023							<0.001
8/21/2023				<0.001			
8/22/2023		<0.001			<0.001		
1/31/2024	<0.001		<0.001				
2/1/2024						<0.001	<0.001
2/5/2024				<0.001	<0.001		
2/6/2024		<0.001					
8/15/2024	<0.001						
8/16/2024			<0.001			<0.001	
8/19/2024							<0.001
8/20/2024				<0.001	<0.001		
8/21/2024		<0.001					
Mean	0.000917	0.0008805	0.0008925	0.000753	0.0007264	0.0008621	0.0006638
Std. Dev.	0.0002625	0.000338	0.0003041	0.0003981	0.0004408	0.0003166	0.0004371
Upper Lim.	0.001	0.001	0.001	0.001	0.001	0.001	0.001
Lower Lim.	0.001	4.4E-05	0.00014	0.00016	0.0001	0.0003	0.0001

ND substitution: RL or RL/2 if <15% NDs.

Confidence Interval

Constituent: Lithium (mg/L) Analysis Run 1/16/2025 2:00 PM View: Appendix IV

Plant Bowen Client: Southern Company Data: Bowen AP-1

	BGWA-6	BGWC-10	BGWC-12	BGWC-14A	BGWC-16	BGWC-17	BGWC-20	BGWC-22	BGWC-23
6/6/2016	<0.03								
6/7/2016		0.0065	<0.03		<0.03	<0.03			
6/8/2016							0.016	0.012	
6/9/2016									0.0074
8/10/2016	<0.03								
8/11/2016					<0.03	<0.03			
8/12/2016			<0.03				0.0202 (J)		
8/16/2016		<0.03							
8/18/2016								0.0118 (J)	0.0078 (J)
10/4/2016	<0.03								
10/6/2016			<0.03						
10/7/2016		<0.03			<0.03	<0.03			
10/10/2016							0.0194 (J)	0.0137 (J)	0.0093 (J)
12/1/2016	<0.03								
12/5/2016			<0.03						
12/6/2016		<0.03			<0.03	<0.03			
12/7/2016							0.0265 (J)		0.0117 (J)
12/8/2016								0.0154 (J)	
2/14/2017	<0.03								
2/15/2017			<0.03						
2/16/2017		<0.03			<0.03	<0.03			
2/17/2017							0.0253 (J)	0.0125 (J)	
2/20/2017									0.011 (J)
4/13/2017	<0.03								
4/18/2017		0.0011 (J)	<0.03		<0.03				
4/19/2017						<0.03	0.0233 (J)		0.0105 (J)
4/20/2017								0.012 (J)	
5/25/2017	<0.03								
5/30/2017					<0.03	<0.03			
6/1/2017							0.023 (J)		
6/2/2017		0.0011 (J)	<0.03						
6/5/2017								0.0114 (J)	0.0108 (J)
7/7/2017	<0.03								
7/12/2017		<0.03							
7/13/2017			<0.03						
7/14/2017					<0.03	<0.03			
7/17/2017									0.0095 (J)
7/18/2017							0.0207 (J)		
7/19/2017								0.0126 (J)	
3/27/2018		0.0025 (J)			<0.03	<0.03			
3/28/2018			<0.03				0.013 (J)		
3/29/2018								0.021 (J)	0.014 (J)
6/12/2018					<0.03				
6/13/2018							0.02 (J)		0.014 (J)
6/14/2018		0.0011 (J)	<0.03			<0.03		0.024 (J)	
10/16/2018	<0.03								
10/17/2018			<0.03			<0.03			
10/18/2018		0.0016 (J)			<0.03				
10/22/2018							0.016 (J)	0.034 (J)	0.016 (J)
2/25/2019					<0.03				
2/27/2019						<0.03	0.015 (J)		
2/28/2019		0.0017 (J)	0.0011 (J)						

ND substitution: RL or RL/2 if <15% NDs.

Confidence Interval

Constituent: Lithium (mg/L) Analysis Run 1/16/2025 2:00 PM View: Appendix IV

Plant Bowen Client: Southern Company Data: Bowen AP-1

	BGWA-6	BGWC-10	BGWC-12	BGWC-14A	BGWC-16	BGWC-17	BGWC-20	BGWC-22	BGWC-23
3/1/2019								0.022 (J)	0.017 (J)
4/1/2019			0.00078 (J)						
4/2/2019	<0.03	0.0012 (J)			0.00049 (J)	0.00069 (J)			
4/3/2019							0.012 (J)	0.024 (J)	0.013 (J)
9/23/2019	<0.03								
9/25/2019		<0.03	0.001 (J)						
9/26/2019					<0.03	<0.03	0.018 (J)		
9/27/2019								0.039	0.024 (J)
2/18/2020	<0.03								
2/20/2020		0.00093 (J)			<0.03				
2/24/2020			0.00091 (J)			<0.03	0.021 (J)		
2/25/2020								0.026 (J)	0.033
3/19/2020	<0.03		0.00097 (J)		<0.03	<0.03			
3/20/2020								0.029 (J)	
3/23/2020		0.00084 (J)					0.02 (J)		0.032
5/22/2020				<0.03					
6/23/2020				<0.03					
7/28/2020				<0.03					
9/2/2020				0.00095 (J)					
9/23/2020	<0.03								
9/24/2020		0.0013 (J)			<0.03	<0.03		0.043	0.031
9/25/2020			0.001 (J)						
9/28/2020							0.027 (J)		
10/1/2020				0.00095 (J)					
11/10/2020				<0.03					
12/15/2020				0.00091					
1/20/2021				0.00082 (J)					
2/18/2021	<0.03	0.0011 (J)		<0.03	<0.03	<0.03	0.041		
2/19/2021			0.0011 (J)					0.035	0.04
3/24/2021			0.0012 (J)	<0.03	<0.03	<0.03			
3/26/2021									0.039 (J)
3/29/2021							0.036	0.033	
3/30/2021		0.00092 (J)							
3/31/2021	0.00082 (J)								
8/16/2021	<0.03								
8/18/2021		<0.03	0.0013 (J)	0.00087 (J)	<0.03				
8/19/2021						<0.03			
8/20/2021							0.025 (J)		
8/23/2021								0.028 (J)	0.029 (J)
2/9/2022	<0.03			<0.03					
2/11/2022		0.00079 (J)	0.0011 (J)		<0.03	<0.03			
2/14/2022									0.033
2/15/2022								0.032 (J)	
2/16/2022							0.031		
7/26/2022	<0.03			0.0011 (J)					
7/27/2022			0.0014 (J)		<0.03	<0.03	0.037		
7/28/2022		0.00076 (J)							
8/1/2022									0.029 (J)
8/2/2022								0.03 (J)	
1/25/2023	<0.03								
1/26/2023			0.0013 (J)	0.00077 (J)	<0.03	<0.03			
1/27/2023		0.00082 (J)							

ND substitution: RL or RL/2 if <15% NDs.

Confidence Interval

Constituent: Lithium (mg/L) Analysis Run 1/16/2025 2:00 PM View: Appendix IV

Plant Bowen Client: Southern Company Data: Bowen AP-1

	BGWA-6	BGWC-10	BGWC-12	BGWC-14A	BGWC-16	BGWC-17	BGWC-20	BGWC-22	BGWC-23
1/30/2023							0.059		
2/2/2023									0.025 (J)
2/7/2023								0.018 (J)	
8/15/2023	<0.03								
8/16/2023			0.0016 (J)	0.0016 (J)					
8/17/2023		<0.03			<0.03	<0.03			
8/18/2023							0.078		
8/22/2023								0.021 (J)	
8/23/2023									0.016 (J)
1/31/2024	<0.03								
2/1/2024		<0.03	<0.03	0.0019 (J)	<0.03	<0.03			
2/5/2024							0.095		
2/8/2024								0.021 (J)	0.019 (J)
8/15/2024	<0.03								
8/16/2024				0.0019 (J)					
8/19/2024			0.0017 (J)		<0.03	<0.03			
8/20/2024		<0.03					0.099		
8/21/2024								0.021 (J)	
8/22/2024									0.019 (J)
Mean	0.02873	0.01247	0.01448	0.01305	0.02886	0.02887	0.05567	0.02317	0.02004
Std. Dev.	0.006084	0.01417	0.01466	0.01463	0.005787	0.005748	0.02836	0.009228	0.01017
Upper Lim.	0.03	0.03	0.03	0.03	0.03	0.03	0.08305	0.02767	0.025
Lower Lim.	0.00082	0.00093	0.0011	0.00091	0.00049	0.00069	0.02829	0.01867	0.01508

ND substitution: RL or RL/2 if <15% NDs.

Confidence Interval

Constituent: Lithium (mg/L) Analysis Run 1/16/2025 2:00 PM View: Appendix IV

Plant Bowen Client: Southern Company Data: Bowen AP-1

	BGWC-24	BGWC-30	BGWC-34D	BGWC-35D	BGWC-36D	BGWC-37D	BGWC-38D	BGWC-39	BGWC-40
6/9/2016	0.0057								
8/18/2016	0.0061 (J)								
10/10/2016	0.006 (J)								
12/7/2016	0.0066 (J)								
1/23/2017		0.0171 (J)							
2/7/2017		0.0196 (J)							
2/20/2017	0.0053 (J)								
3/27/2017		0.0192 (J)							
4/17/2017		0.0169 (J)							
4/19/2017	0.0055 (J)								
5/22/2017		0.0167 (J)							
6/5/2017	0.0068 (J)	0.0177 (J)							
7/11/2017		0.0203 (J)							
7/17/2017	<0.03								
8/23/2017		0.0182 (J)							
3/26/2018		0.0063 (J)							
3/29/2018	0.0053 (J)								
6/13/2018	0.0067 (J)								
6/15/2018		0.0049 (J)							
10/17/2018					0.0044 (J)				
10/19/2018			0.00098 (J)						
10/22/2018	0.0075 (J)	0.005 (J)		0.011 (J)					
3/1/2019	0.0068 (J)	0.0044 (J)							
4/2/2019		0.0041 (J)			0.0021 (J)				
4/3/2019	0.0048 (J)								
4/4/2019			0.00068 (J)	0.0096 (J)					
9/24/2019			<0.03						
9/26/2019				0.013					
9/27/2019		0.0012 (J)			0.0028 (J)				
9/30/2019	0.0077 (J)								
2/25/2020				0.011 (J)		0.044			
2/26/2020	0.0082 (J)	0.00096 (J)			0.001 (J)				
2/27/2020			<0.03				0.02 (J)	0.0036 (J)	
2/28/2020									0.00084 (J)
3/23/2020		0.0014 (J)			<0.03				
3/24/2020			<0.03			0.025 (J)	0.019 (J)	0.0029 (J)	
3/25/2020	0.0078 (J)			0.0092 (J)					0.00079 (J)
9/2/2020							0.0096 (J)		
9/25/2020	0.0078 (J)	0.0011 (J)		0.0062 (J)		0.014 (J)			
9/28/2020			<0.03		0.0011 (J)				
9/29/2020								0.0066 (J)	<0.03
2/19/2021	0.0086 (J)		<0.03						
2/22/2021				0.014 (J)		0.0092 (J)		0.0038 (J)	<0.03
3/8/2021		0.0012 (J)			0.0017 (J)				
3/9/2021							0.011 (J)		
3/25/2021		<0.03			0.0022 (J)				
3/26/2021	<0.03			0.02 (J)		0.0066 (J)			
3/29/2021							0.012 (J)		
3/30/2021			<0.03						0.00086 (J)
3/31/2021								0.0039 (J)	
8/19/2021		0.0012 (J)					0.0066 (J)		
8/20/2021				0.016 (J)		0.004 (J)			

ND substitution: RL or RL/2 if <15% NDs.

Confidence Interval

Constituent: Lithium (mg/L) Analysis Run 1/16/2025 2:00 PM View: Appendix IV

Plant Bowen Client: Southern Company Data: Bowen AP-1

	BGWC-24	BGWC-30	BGWC-34D	BGWC-35D	BGWC-36D	BGWC-37D	BGWC-38D	BGWC-39	BGWC-40
8/23/2021	0.0076 (J)				0.0022 (J)				
8/24/2021			<0.03					0.0056 (J)	0.001 (J)
2/14/2022		0.0015 (J)			0.002 (J)		0.0061 (J)		
2/15/2022	0.0086 (J)								
2/16/2022			<0.03					0.0042 (J)	<0.15 (o)
2/17/2022				0.018 (J)		<0.15 (o)			
7/28/2022			<0.03	0.016 (J)		0.0026 (J)			<0.03
7/29/2022					0.0012 (J)				
8/1/2022		0.0012 (J)							
8/2/2022	<0.03						0.009 (J)	0.0038 (J)	
10/21/2022	0.0057 (J)								
1/30/2023			<0.03	0.021 (J)		0.0025 (J)			
1/31/2023									<0.03
2/1/2023	0.0063 (J)	0.0018 (J)			0.0013 (J)				
2/2/2023								0.0029 (J)	
2/7/2023							0.0011 (J)		
8/18/2023			<0.03						<0.03
8/21/2023		0.0012 (J)			0.0012 (J)		<0.03		
8/23/2023								0.0034 (J)	
8/24/2023				0.023 (J)		0.003 (J)			
8/25/2023	0.0058 (J)								
1/30/2024	0.0054 (J)				0.0016 (J)				
2/5/2024			<0.03						
2/6/2024		<0.03					0.0023 (J)		
2/7/2024				0.023 (J)		0.0029 (J)			<0.03
2/8/2024								0.0048 (J)	
8/20/2024			<0.03		<0.03				<0.03
8/21/2024	0.0045 (J)								
8/22/2024		<0.03		0.022 (J)		0.0026 (J)	0.006 (J)	0.0062 (J)	
Mean	0.007485	0.008775	0.02611	0.01553	0.003653	0.01058	0.009808	0.004308	0.01941
Std. Dev.	0.002933	0.007696	0.01026	0.00549	0.004685	0.01306	0.005977	0.001233	0.0147
Upper Lim.	0.0078	0.0169	0.03	0.01925	0.0044	0.01448	0.0145	0.005276	0.03
Lower Lim.	0.0057	0.0014	0.00098	0.01181	0.0012	0.002681	0.005118	0.003341	0.00084

ND substitution: RL or RL/2 if <15% NDs.

Confidence Interval

Constituent: Lithium (mg/L) Analysis Run 1/16/2025 2:00 PM View: Appendix IV

Plant Bowen Client: Southern Company Data: Bowen AP-1

	BGWC-41D	BGWC-42D	BGWC-43D	BGWC-44D	BGWC-49D	BGWC-50D	BGWC-51	BGWC-52	BGWC-7
6/8/2016									0.0079
8/11/2016									0.0093 (J)
10/6/2016									0.0102 (J)
12/6/2016									0.0094 (J)
2/15/2017									<0.03
4/18/2017									0.0086 (J)
6/2/2017									0.0102 (J)
7/14/2017									0.0092 (J)
3/27/2018									0.0087 (J)
6/13/2018									0.0084 (J)
10/18/2018									0.0083 (J)
2/28/2019									0.0086 (J)
4/2/2019									0.0073 (J)
9/24/2019									0.0083 (J)
2/21/2020									0.0088 (J)
3/19/2020									0.0097 (J)
9/2/2020	0.00092 (J)								
9/3/2020		0.0014 (J)	0.023 (J)	0.0016 (J)					
9/25/2020									0.0065 (J)
1/28/2021							0.0017 (J)	0.0037 (J)	
2/18/2021				0.0035 (J)					0.0072 (J)
2/22/2021	0.0017 (J)	<0.03							
2/23/2021							0.0015 (J)	0.0038 (J)	
3/8/2021			0.024 (J)						
3/29/2021			0.026 (J)						
3/30/2021							0.0035 (J)	0.0038 (J)	0.0084 (J)
3/31/2021	0.0017 (J)			0.0029 (J)					
4/1/2021		0.0022 (J)							
4/19/2021					0.0083 (J)	<0.03			
8/18/2021				0.0027 (J)		<0.03			
8/19/2021									0.007 (J)
8/20/2021		0.0012 (J)							
8/23/2021			0.031				0.0011 (J)	0.0033 (J)	
8/24/2021	0.0024 (J)				0.01 (J)				
2/9/2022				0.0036 (J)		<0.03			
2/11/2022									0.0074 (J)
2/14/2022							<0.03	0.002 (J)	
2/15/2022	0.002 (J)		0.027 (J)						
2/17/2022		<0.15 (o)			0.0076 (J)				
7/26/2022				0.0037 (J)		<0.03			
7/28/2022		0.0016 (J)						0.00088 (J)	0.0061 (J)
7/29/2022	0.0018 (J)								
8/1/2022			0.025 (J)		0.0057 (J)		<0.03		
1/25/2023				0.004 (J)		0.0019 (J)			
1/26/2023									0.0065 (J)
1/30/2023		<0.03							
1/31/2023							<0.03	0.0011 (J)	
2/1/2023	0.0019 (J)				0.0042 (J)				
2/7/2023			0.016 (J)						
8/15/2023				0.0063 (J)		0.0015 (J)			
8/17/2023									0.0059 (J)
8/21/2023							<0.03		

ND substitution: RL or RL/2 if <15% NDs.

Confidence Interval

Constituent: Lithium (mg/L) Analysis Run 1/16/2025 2:00 PM View: Appendix IV

Plant Bowen Client: Southern Company Data: Bowen AP-1

	BGWC-41D	BGWC-42D	BGWC-43D	BGWC-44D	BGWC-49D	BGWC-50D	BGWC-51	BGWC-52	BGWC-7
8/22/2023					0.0065 (J)			<0.03	
8/23/2023	<0.03		0.022 (J)						
8/24/2023		0.0017 (J)							
1/30/2024			0.017 (J)						
1/31/2024				0.0059 (J)		0.0019 (J)			
2/2/2024									0.0066 (J)
2/5/2024							<0.03	<0.03	
2/6/2024					0.0058 (J)				
2/7/2024	0.0022 (J)	0.0021 (J)							
8/15/2024				0.0053 (J)					
8/16/2024						<0.03			0.0057 (J)
8/20/2024		0.002 (J)					<0.03	<0.03	
8/21/2024	0.002 (J)		0.019 (J)		0.0062 (J)				
Mean	0.003162	0.008022	0.023	0.00395	0.006788	0.01941	0.01878	0.01086	0.008277
Std. Dev.	0.004178	0.01246	0.004667	0.00148	0.001795	0.01461	0.0145	0.01325	0.00189
Upper Lim.	0.0024	0.03	0.02716	0.005271	0.00869	0.03	0.03	0.003507	0.009074
Lower Lim.	0.0017	0.0012	0.01884	0.002629	0.004885	0.0015	0.0015	0.001235	0.00734

ND substitution: RL or RL/2 if <15% NDs.

Confidence Interval

Constituent: Lithium (mg/L) Analysis Run 1/16/2025 2:00 PM View: Appendix IV

Plant Bowen Client: Southern Company Data: Bowen AP-1

	BGWC-8	BGWC-9
6/6/2016		<0.03
6/7/2016	<0.03	
8/10/2016	<0.03	
8/11/2016		<0.03
10/4/2016	<0.03	
10/5/2016		<0.03
12/2/2016	<0.03	
12/5/2016		<0.03
2/14/2017	<0.03	
2/15/2017		<0.03
4/14/2017	<0.03	
4/17/2017		0.0013 (J)
5/26/2017	<0.03	0.0013 (J)
7/10/2017	<0.03	
7/11/2017		<0.03
3/26/2018	<0.03	
3/27/2018		0.0014 (J)
6/12/2018	<0.03	0.0012 (J)
10/16/2018	0.001 (J)	
10/17/2018		<0.03
2/25/2019	<0.03	
4/1/2019	<0.03	0.0012 (J)
9/24/2019	<0.03	0.0011 (J)
2/19/2020	<0.03	
2/20/2020		0.002 (J)
3/18/2020	<0.03	
3/19/2020		0.0019 (J)
9/23/2020	<0.03	
9/24/2020		0.0011 (J)
2/16/2021	<0.03	
2/17/2021		0.0013 (J)
3/24/2021	<0.03	0.0014 (J)
8/18/2021	<0.03	0.0013 (J)
2/10/2022	<0.03	0.0016 (J)
7/26/2022	<0.03	0.0014 (J)
1/26/2023	<0.03	0.0018 (J)
8/16/2023	<0.03	
8/17/2023		0.0015 (J)
2/1/2024	<0.03	0.002 (J)
8/16/2024	<0.03	
8/19/2024		<0.03
Mean	0.02888	0.01059
Std. Dev.	0.005687	0.01359
Upper Lim.	0.03	0.03
Lower Lim.	0.001	0.0013

ND substitution: RL or RL/2 if <15% NDs.

Confidence Interval

Constituent: Mercury (mg/L) Analysis Run 1/16/2025 2:00 PM View: Appendix IV

Plant Bowen Client: Southern Company Data: Bowen AP-1

	BGWA-6	BGWC-10	BGWC-12	BGWC-14A	BGWC-16	BGWC-17	BGWC-18	BGWC-19	BGWC-20
6/6/2016	8.4E-05 (J)								
6/7/2016		0.0001 (J)	0.0001 (J)		9.8E-05 (J)	0.00017 (J)			
6/8/2016							<0.0002	<0.0002	<0.0002
8/10/2016	<0.0002								
8/11/2016					<0.0002	0.00019 (J)			
8/12/2016			<0.0002				<0.0002	<0.0002	<0.0002
8/16/2016		<0.0002							
10/4/2016	<0.0002								
10/6/2016			<0.0002						
10/7/2016		<0.0002			<0.0002	0.00014 (J)	<0.0002	<0.0002	
10/10/2016									<0.0002
12/1/2016	<0.0002								
12/5/2016			<0.0002						
12/6/2016		<0.0002			<0.0002	0.00016 (J)	<0.0002		
12/7/2016								8E-05 (J)	<0.0002
2/14/2017	<0.0002								
2/15/2017			<0.0002						
2/16/2017		<0.0002			<0.0002	0.00017 (J)	<0.0002	<0.0002	
2/17/2017									<0.0002
4/13/2017	<0.0002								
4/18/2017		<0.0002	<0.0002		<0.0002				
4/19/2017						0.00014 (J)	<0.0002	<0.0002	<0.0002
5/25/2017	<0.0002								
5/30/2017					<0.0002	0.00023 (J)			
6/1/2017							<0.0002	<0.0002	<0.0002
6/2/2017		<0.0002	<0.0002						
7/7/2017	<0.0002								
7/12/2017		<0.0002							
7/13/2017			<0.0002						
7/14/2017					<0.0002	0.00016 (J)	<0.0002	<0.0002	
7/18/2017									<0.0002
3/27/2018		<0.0002			<0.0002	<0.0002	<0.0002	<0.0002	
3/28/2018			<0.0002						<0.0002
2/25/2019					<0.0002				
2/27/2019						0.00029 (J)	7.9E-05 (J)		6.6E-05 (J)
2/28/2019		4.8E-05 (J)	5.8E-05 (J)						
3/1/2019								5E-05 (J)	
4/1/2019			<0.0002						
4/2/2019	<0.0002	<0.0002			<0.0002	0.0004	<0.0002		
4/3/2019								<0.0002	<0.0002
9/23/2019	<0.0002								
9/25/2019		<0.0002	<0.0002						
9/26/2019					<0.0002	<0.0002	<0.0002	<0.0002	<0.0002
2/18/2020	<0.0002								
2/20/2020		<0.0002			<0.0002				
2/24/2020			<0.0002			0.0003 (J)	<0.0002	<0.0002	<0.0002
3/19/2020	<0.0002		<0.0002		<0.0002	0.00017 (J)			
3/20/2020							<0.0002	<0.0002	
3/23/2020		<0.0002							<0.0002
5/22/2020				<0.0002					
6/23/2020				<0.0002					
7/28/2020				<0.0002					

ND substitution: RL or RL/2 if <15% NDs.

Confidence Interval

Constituent: Mercury (mg/L) Analysis Run 1/16/2025 2:00 PM View: Appendix IV

Plant Bowen Client: Southern Company Data: Bowen AP-1

	BGWA-6	BGWC-10	BGWC-12	BGWC-14A	BGWC-16	BGWC-17	BGWC-18	BGWC-19	BGWC-20
9/2/2020				<0.0002					
9/23/2020	<0.0002								
9/24/2020		<0.0002			<0.0002	0.00027 (J)	<0.0002		
9/25/2020			<0.0002						
9/28/2020								<0.0002	<0.0002
10/1/2020				<0.0002					
11/10/2020				<0.0002					
12/15/2020				<0.0002					
1/20/2021				<0.0002					
2/18/2021	<0.0002	<0.0002		<0.0002	<0.0002	0.00017 (J)	<0.0002	<0.0002	<0.0002
2/19/2021			<0.0002						
3/24/2021			<0.0002	<0.0002	<0.0002	0.00012 (J)	<0.0002		
3/26/2021								<0.0002	
3/29/2021									<0.0002
3/30/2021		<0.0002							
3/31/2021	<0.0002								
8/16/2021	<0.0002								
8/18/2021		<0.0002	<0.0002	<0.0002	0.0002 (J)				
8/19/2021						<0.0002	<0.0002		
8/20/2021								<0.0002	<0.0002
2/9/2022	<0.0002			<0.0002					
2/11/2022		<0.0002	<0.0002		<0.0002	<0.0002			
2/16/2022							<0.0002	<0.0002	<0.0002
7/26/2022	<0.0002			0.00016 (J)					
7/27/2022			<0.0002		<0.0002	0.00025	<0.0002	<0.0002	<0.0002
7/28/2022		<0.0002							
1/25/2023	<0.0002								
1/26/2023			0.00013 (J)	<0.0002	0.00015 (J)	0.00027	<0.0002		
1/27/2023		0.00018 (J)						0.00018 (J)	
1/30/2023									<0.0002
8/15/2023	<0.0002								
8/16/2023			<0.0002	<0.0002					
8/17/2023		<0.0002			<0.0002	0.00031	<0.0002		
8/18/2023								<0.0002	<0.0002
1/31/2024	<0.0002								
2/1/2024		<0.0002	<0.0002	0.00015 (J)	<0.0002	0.00031			
2/2/2024							<0.0002	<0.0002	
2/5/2024									<0.0002
8/15/2024	<0.0002								
8/16/2024				<0.0002					
8/19/2024			<0.0002		<0.0002	0.00019 (J)	<0.0002	<0.0002	
8/20/2024		<0.0002							<0.0002
Mean	0.0001947	0.0001887	0.000187	0.0001947	0.0001937	0.0002171	0.000195	0.0001879	0.0001944
Std. Dev.	2.473E-05	3.637E-05	3.672E-05	1.505E-05	2.279E-05	6.887E-05	2.47E-05	3.833E-05	2.735E-05
Upper Lim.	0.0002	0.0002	0.0002	0.0002	0.0002	0.000227	0.0002	0.0002	0.0002
Lower Lim.	8.4E-05	0.00018	0.00013	0.00016	0.00015	0.0001487	7.9E-05	0.00018	6.6E-05

ND substitution: RL or RL/2 if <15% NDs.

Confidence Interval

Constituent: Mercury (mg/L) Analysis Run 1/16/2025 2:00 PM View: Appendix IV

Plant Bowen Client: Southern Company Data: Bowen AP-1

	BGWC-21	BGWC-22	BGWC-23	BGWC-24	BGWC-25	BGWC-30	BGWC-31	BGWC-34D	BGWC-35D
6/8/2016	<0.0002	9.2E-05 (J)			<0.0002				
6/9/2016			<0.0002	<0.0002					
8/15/2016					<0.0002				
8/18/2016	<0.0002	<0.0002	<0.0002	<0.0002					
10/10/2016	<0.0002	<0.0002	<0.0002	4E-05 (J)	<0.0002				
12/7/2016			5E-05 (J)	7E-05 (J)					
12/8/2016	<0.0002	<0.0002			<0.0002				
1/23/2017						8E-05 (J)			
2/7/2017						0.00011 (J)			
2/17/2017	<0.0002	<0.0002							
2/20/2017			<0.0002	5E-05 (J)	<0.0002				
3/27/2017						8E-05 (J)			
4/17/2017						4E-05 (J)			
4/19/2017	<0.0002		<0.0002	0.00016 (J)					
4/20/2017		<0.0002			<0.0002				
5/22/2017						<0.0002			
6/1/2017	<0.0002				<0.0002				
6/5/2017		<0.0002	<0.0002	0.00013 (J)		6E-05 (J)			
7/11/2017						9.1E-05 (J)			
7/17/2017			<0.0002	0.00013 (J)	<0.0002				
7/18/2017	<0.0002								
7/19/2017		<0.0002							
8/23/2017						5E-05 (J)			
3/26/2018						<0.0002			
3/28/2018	<0.0002				<0.0002				
3/29/2018		<0.0002	<0.0002	<0.0002					
3/1/2019		4.2E-05 (J)	4.4E-05 (J)	0.00093	4.7E-05 (J)	0.0001 (J)			
4/2/2019						<0.0002			
4/3/2019	<0.0002	<0.0002	<0.0002	0.0013					
4/4/2019					<0.0002		<0.0002	<0.0002	<0.0002
9/24/2019							<0.0002	<0.0002	
9/26/2019									<0.0002
9/27/2019		<0.0002	<0.0002			<0.0002			
9/30/2019	<0.0002			0.0011	<0.0002				
2/25/2020		<0.0002	<0.0002						<0.0002
2/26/2020	<0.0002			0.0011	<0.0002	<0.0002	<0.0002		
2/27/2020								<0.0002	
3/20/2020	<0.0002	<0.0002							
3/23/2020			<0.0002			<0.0002	<0.0002		
3/24/2020					<0.0002			<0.0002	
3/25/2020				0.0011					<0.0002
9/24/2020	<0.0002	<0.0002	<0.0002						
9/25/2020				0.0036		<0.0002			<0.0002
9/28/2020					<0.0002		<0.0002	<0.0002	
2/19/2021	<0.0002	<0.0002	<0.0002	0.0033				<0.0002	
2/22/2021							<0.0002		<0.0002
2/23/2021					<0.0002				
3/8/2021						<0.0002			
3/25/2021						<0.0002			
3/26/2021			<0.0002	0.0058	<0.0002				<0.0002
3/29/2021	<0.0002	<0.0002					<0.0002		
3/30/2021								<0.0002	

ND substitution: RL or RL/2 if <15% NDs.

Confidence Interval

Constituent: Mercury (mg/L) Analysis Run 1/16/2025 2:00 PM View: Appendix IV

Plant Bowen Client: Southern Company Data: Bowen AP-1

	BGWC-21	BGWC-22	BGWC-23	BGWC-24	BGWC-25	BGWC-30	BGWC-31	BGWC-34D	BGWC-35D
8/19/2021					<0.0002	<0.0002			
8/20/2021	<0.0002						<0.0002		<0.0002
8/23/2021		<0.0002	<0.0002	0.00026					
8/24/2021								<0.0002	
2/14/2022			<0.0002			<0.0002			
2/15/2022		<0.0002		0.0014					
2/16/2022	<0.0002				<0.0002		<0.0002	<0.0002	
2/17/2022									<0.0002
7/27/2022					<0.0002				
7/28/2022	<0.0002						0.00015 (J)	0.00014 (J)	0.00016 (J)
8/1/2022			<0.0002			<0.0002			
8/2/2022		<0.0002		<0.0002					
10/21/2022				0.00026					
1/27/2023	0.00021				0.00015 (J)		0.00014 (J)		
1/30/2023								0.00016 (J)	0.00014 (J)
2/1/2023				0.00059		<0.0002			
2/2/2023			<0.0002						
2/7/2023		<0.0002							
8/17/2023					<0.0002				
8/18/2023							<0.0002	<0.0002	
8/21/2023						<0.0002			
8/22/2023		<0.0002							
8/23/2023	<0.0002		0.00013 (J)						
8/24/2023									<0.0002
8/25/2023				0.0023					
1/30/2024				0.00062					
2/2/2024							<0.0002		
2/5/2024	<0.0002				<0.0002			<0.0002	
2/6/2024						<0.0002			
2/7/2024									<0.0002
2/8/2024		<0.0002	<0.0002						
8/19/2024							<0.0002		
8/20/2024					<0.0002			<0.0002	
8/21/2024		<0.0002		0.00072					
8/22/2024	<0.0002		<0.0002			<0.0002			<0.0002
Mean	0.0002004	0.0001889	0.0001843	0.00103	0.0001915	0.0001588	0.0001921	0.0001929	0.0001929
Std. Dev.	2.085E-06	3.827E-05	4.465E-05	0.001384	3.243E-05	6.105E-05	2.007E-05	1.858E-05	1.858E-05
Upper Lim.	0.00021	0.0002	0.0002	0.0009509	0.0002	0.0002	0.0002	0.0002	0.0002
Lower Lim.	0.0002	9.2E-05	0.00013	0.0001807	0.00015	9.1E-05	0.00015	0.00016	0.00016

ND substitution: RL or RL/2 if <15% NDs.

Confidence Interval

Constituent: Mercury (mg/L) Analysis Run 1/16/2025 2:00 PM View: Appendix IV

Plant Bowen Client: Southern Company Data: Bowen AP-1

	BGWC-36D	BGWC-38D	BGWC-39	BGWC-41D	BGWC-43D	BGWC-44D	BGWC-51	BGWC-52	BGWC-7
6/8/2016									<0.0002
8/11/2016									<0.0002
10/6/2016									<0.0002
12/6/2016									<0.0002
2/15/2017									<0.0002
4/18/2017									<0.0002
6/2/2017									<0.0002
7/14/2017									<0.0002
3/27/2018									<0.0002
2/28/2019									5.3E-05 (J)
4/2/2019	<0.0002								<0.0002
9/24/2019									<0.0002
9/27/2019	<0.0002								
2/21/2020									<0.0002
2/26/2020	0.00018 (J)								
2/27/2020		<0.0002	<0.0002						
3/19/2020									<0.0002
3/23/2020	<0.0002								
3/24/2020		<0.0002	<0.0002						
9/2/2020		0.0001 (J)		<0.0002					
9/3/2020					<0.0002	<0.0002			
9/25/2020									<0.0002
9/28/2020	<0.0002								
9/29/2020			<0.0002						
1/28/2021							0.0046	0.00019 (J)	
2/18/2021						<0.0002			<0.0002
2/22/2021			<0.0002	<0.0002					
2/23/2021							0.0033	<0.0002	
3/8/2021	<0.0002				<0.0002				
3/9/2021		<0.0002							
3/25/2021	<0.0002								
3/29/2021		<0.0002			<0.0002				
3/30/2021							0.002	<0.0002	<0.0002
3/31/2021			<0.0002	<0.0002		<0.0002			
8/18/2021						<0.0002			
8/19/2021		0.00012 (J)							<0.0002
8/23/2021	<0.0002				<0.0002		0.0014	<0.0002	
8/24/2021			<0.0002	<0.0002					
2/9/2022						<0.0002			
2/11/2022									<0.0002
2/14/2022	<0.0002	<0.0002					0.00025	<0.0002	
2/15/2022				<0.0002	<0.0002				
2/16/2022			<0.0002						
7/26/2022						0.00017 (J)			
7/28/2022								<0.0002	<0.0002
7/29/2022	<0.0002			<0.0002					
8/1/2022					<0.0002		<0.0002		
8/2/2022		0.00028	<0.0002						
1/25/2023						<0.0002			
1/26/2023									<0.0002
1/31/2023							0.00021	0.00018 (J)	
2/1/2023	<0.0002			<0.0002					

ND substitution: RL or RL/2 if <15% NDs.

Confidence Interval

Constituent: Mercury (mg/L) Analysis Run 1/16/2025 2:00 PM View: Appendix IV

Plant Bowen Client: Southern Company Data: Bowen AP-1

	BGWC-36D	BGWC-38D	BGWC-39	BGWC-41D	BGWC-43D	BGWC-44D	BGWC-51	BGWC-52	BGWC-7
2/2/2023			<0.0002						
2/7/2023		<0.0002			<0.0002				
8/15/2023						<0.0002			
8/17/2023									<0.0002
8/21/2023	0.00016 (J)	0.00057					0.00016 (J)		
8/22/2023								<0.0002	
8/23/2023			<0.0002	0.00018 (J)	0.00015 (J)				
1/30/2024	<0.0002				<0.0002				
1/31/2024						<0.0002			
2/2/2024									<0.0002
2/5/2024							<0.0002	<0.0002	
2/6/2024		<0.0002							
2/7/2024				<0.0002					
2/8/2024			<0.0002						
8/15/2024						<0.0002			
8/16/2024									<0.0002
8/20/2024	<0.0002						<0.0002	<0.0002	
8/21/2024				<0.0002	<0.0002				
8/22/2024		<0.0002	0.00015 (J)						
Mean	0.0001957	0.0002225	0.0001958	0.000198	0.000195	0.000197	0.001252	0.000197	0.0001939
Std. Dev.	1.158E-05	0.0001182	1.443E-05	6.325E-06	1.581E-05	9.487E-06	0.001584	6.749E-06	3.001E-05
Upper Lim.	0.0002	0.00028	0.0002	0.0002	0.0002	0.0002	0.0033	0.0002	0.0002
Lower Lim.	0.00018	0.00012	0.00015	0.0002	0.0002	0.0002	0.0002	0.00019	5.3E-05

ND substitution: RL or RL/2 if <15% NDs.

Confidence Interval

Constituent: Mercury (mg/L) Analysis Run 1/16/2025 2:00 PM View: Appendix IV

Plant Bowen Client: Southern Company Data: Bowen AP-1

	BGWC-8	BGWC-9
6/6/2016		8E-05 (J)
6/7/2016	9.7E-05 (J)	
8/10/2016	<0.0002	
8/11/2016		<0.0002
10/4/2016	<0.0002	
10/5/2016		<0.0002
12/2/2016	<0.0002	
12/5/2016		<0.0002
2/14/2017	<0.0002	
2/15/2017		<0.0002
4/14/2017	<0.0002	
4/17/2017		<0.0002
5/26/2017	<0.0002	<0.0002
7/10/2017	<0.0002	
7/11/2017		<0.0002
3/26/2018	<0.0002	
3/27/2018		<0.0002
2/25/2019	<0.0002	
4/1/2019	<0.0002	<0.0002
9/24/2019	<0.0002	<0.0002
2/19/2020	<0.0002	
2/20/2020		<0.0002
3/18/2020	<0.0002	
3/19/2020		<0.0002
9/23/2020	<0.0002	
9/24/2020		<0.0002
2/16/2021	<0.0002	
2/17/2021		<0.0002
3/24/2021	<0.0002	<0.0002
8/18/2021	<0.0002	<0.0002
2/10/2022	<0.0002	<0.0002
7/26/2022	0.00016 (J)	0.00016 (J)
1/26/2023	<0.0002	0.00013 (J)
8/16/2023	<0.0002	
8/17/2023		<0.0002
2/1/2024	<0.0002	<0.0002
8/16/2024	<0.0002	
8/19/2024		<0.0002
Mean	0.000194	0.00019
Std. Dev.	2.222E-05	2.908E-05
Upper Lim.	0.0002	0.0002
Lower Lim.	0.00016	0.00016

ND substitution: RL or RL/2 if <15% NDs.

Confidence Interval

Constituent: Molybdenum (mg/L) Analysis Run 1/16/2025 2:00 PM View: Appendix IV

Plant Bowen Client: Southern Company Data: Bowen AP-1

	BGWA-6	BGWC-10	BGWC-14A	BGWC-19	BGWC-20	BGWC-21	BGWC-22	BGWC-23	BGWC-24
6/6/2016	<0.01								
6/7/2016		0.0067 (J)							
6/8/2016				<0.01	0.011 (J)	0.0027 (J)	0.07		
6/9/2016								0.013 (J)	0.0024 (J)
8/10/2016	<0.01								
8/12/2016				<0.01	0.0127				
8/16/2016		0.0032 (J)							
8/18/2016						0.0023 (J)	0.0758	0.0136	0.0034 (J)
10/4/2016	<0.01								
10/7/2016		0.0032 (J)		<0.01					
10/10/2016					0.0136	0.0025 (J)	0.0712	0.0134	0.0047 (J)
12/1/2016	<0.01								
12/6/2016		0.0049 (J)							
12/7/2016				<0.01	0.0139			0.0128	0.0066 (J)
12/8/2016						<0.01	0.0682		
2/14/2017	<0.01								
2/16/2017		0.0039 (J)		<0.01					
2/17/2017					0.0148	<0.01	0.066		
2/20/2017								0.0122	0.0026 (J)
4/13/2017	<0.01								
4/18/2017		0.0032 (J)							
4/19/2017				<0.01	0.012	0.0014 (J)		0.0124	0.002 (J)
4/20/2017							0.0662		
5/25/2017	<0.01								
6/1/2017				<0.01	0.0125	0.0012 (J)			
6/2/2017		0.0035 (J)							
6/5/2017							0.071	0.0115	0.0015 (J)
7/7/2017	<0.01								
7/12/2017		0.0037 (J)							
7/14/2017				<0.01					
7/17/2017								0.0131	0.0013 (J)
7/18/2017					0.0155	0.0013 (J)			
7/19/2017							0.0703		
3/27/2018		0.0032 (J)		<0.01					
3/28/2018					0.012	<0.01			
3/29/2018							0.056	0.013	0.0027 (J)
6/13/2018					0.016			0.013	<0.01
6/14/2018		0.0033 (J)				<0.01	0.059		
6/15/2018				<0.01					
10/16/2018	<0.01								
10/18/2018		0.0034 (J)							
10/19/2018				<0.01		<0.01			
10/22/2018					0.013		0.055	0.013	<0.01
2/27/2019					0.013				
2/28/2019		0.0035 (J)							
3/1/2019				<0.01			0.039	0.013	<0.01
4/2/2019	0.00026 (J)	0.0032 (J)							
4/3/2019				0.00023 (J)	0.012	0.0019 (J)	0.039	0.012	0.00095 (J)
5/2/2019							0.043		
9/23/2019	<0.01								
9/25/2019		0.0035 (J)							
9/26/2019				<0.01	0.015				

ND substitution: RL or RL/2 if <15% NDs.

Confidence Interval

Constituent: Molybdenum (mg/L) Analysis Run 1/16/2025 2:00 PM View: Appendix IV

Plant Bowen Client: Southern Company Data: Bowen AP-1

	BGWA-6	BGWC-10	BGWC-14A	BGWC-19	BGWC-20	BGWC-21	BGWC-22	BGWC-23	BGWC-24
9/27/2019							0.045	0.012	
9/30/2019						0.003 (J)			0.00099 (J)
2/18/2020	<0.01								
2/20/2020		0.0037 (J)							
2/24/2020				<0.01	0.015				
2/25/2020							0.039	0.014	
2/26/2020						0.0016 (J)			<0.01
3/19/2020	<0.01								
3/20/2020				<0.01		0.0023 (J)	0.039		
3/23/2020		0.0035 (J)			0.016			0.013	
3/25/2020									<0.01
5/22/2020			0.0012 (J)						
6/23/2020			<0.01						
7/28/2020			0.00094 (J)						
9/2/2020			0.0013 (J)						
9/23/2020	<0.01								
9/24/2020		0.0032 (J)				0.0036 (J)	0.04	0.011	
9/25/2020									0.00081 (J)
9/28/2020				<0.01	0.018				
10/1/2020			0.0017 (J)						
11/10/2020			0.0016 (J)						
12/15/2020			0.0019						
1/20/2021			0.0016 (J)						
2/18/2021	<0.01	0.0036 (J)	0.0045 (J)	<0.01	0.028				
2/19/2021						0.0013 (J)	0.046	0.011	<0.01
3/24/2021			<0.01						
3/26/2021				<0.01				0.011 (J)	<0.01
3/29/2021					0.024	0.0021 (J)	0.045		
3/30/2021		0.0035 (J)							
3/31/2021	0.001 (J)								
7/19/2021							0.044	0.011	<0.01
8/16/2021	<0.01								
8/18/2021		0.0029 (J)	0.0011 (J)						
8/20/2021				<0.01	0.026	0.003 (J)			
8/23/2021							0.041	0.0098 (J)	<0.01
11/1/2021							0.043	0.0092 (J)	<0.01
2/9/2022	<0.01		<0.01						
2/11/2022		0.003 (J)							
2/14/2022								0.0079 (J)	
2/15/2022							0.039		<0.01
2/16/2022				<0.01	0.025	0.005 (J)			
7/26/2022	<0.01		0.0015 (J)						
7/27/2022				<0.01	0.028				
7/28/2022		0.0028 (J)				0.0042 (J)			
8/1/2022								0.0071 (J)	
8/2/2022							0.04		0.0027 (J)
10/21/2022									<0.01 (R)
1/25/2023	<0.01								
1/26/2023			0.0016 (J)						
1/27/2023		0.0025 (J)		<0.01		0.003 (J)			
1/30/2023					0.035				
2/1/2023									<0.01

ND substitution: RL or RL/2 if <15% NDs.

Confidence Interval

Constituent: Molybdenum (mg/L) Analysis Run 1/16/2025 2:00 PM View: Appendix IV

Plant Bowen Client: Southern Company Data: Bowen AP-1

	BGWA-6	BGWC-10	BGWC-14A	BGWC-19	BGWC-20	BGWC-21	BGWC-22	BGWC-23	BGWC-24
2/2/2023								0.0078 (J)	
2/7/2023							0.032		
8/15/2023	<0.01								
8/16/2023			0.0016 (J)						
8/17/2023		0.0025 (J)							
8/18/2023				<0.01	0.054				
8/22/2023							0.036		
8/23/2023						0.0027 (J)		0.006 (J)	
8/25/2023									<0.01
1/30/2024									<0.01
1/31/2024	0.00063 (J)								
2/1/2024		0.002 (J)	0.0018 (J)						
2/2/2024				<0.01					
2/5/2024					0.056	0.004 (J)			
2/8/2024							0.033	0.0056 (J)	
8/15/2024	<0.01								
8/16/2024			0.0017 (J)						
8/19/2024				<0.01					
8/20/2024		0.0026 (J)			0.067				
8/21/2024							0.029		<0.01
8/22/2024						0.0046 (J)		0.0063 (J)	
Mean	0.008778	0.003392	0.003179	0.009624	0.02227	0.004148	0.04968	0.01103	0.006643
Std. Dev.	0.003228	0.0008694	0.003343	0.001916	0.01503	0.003152	0.01426	0.002544	0.003942
Upper Lim.	0.01	0.003687	0.0045	0.01	0.026	0.002792	0.05498	0.01239	0.01
Lower Lim.	0.001	0.002963	0.0013	0.00023	0.013	0.001752	0.04239	0.01052	0.0026

ND substitution: RL or RL/2 if <15% NDs.

Confidence Interval

Constituent: Molybdenum (mg/L) Analysis Run 1/16/2025 2:00 PM View: Appendix IV

Plant Bowen Client: Southern Company Data: Bowen AP-1

	BGWC-25	BGWC-30	BGWC-31	BGWC-32	BGWC-34D	BGWC-35D	BGWC-36D	BGWC-37D	BGWC-38D
6/8/2016	0.0064 (J)								
8/15/2016	0.0039 (J)								
10/10/2016	0.0029 (J)								
12/8/2016	<0.01								
1/23/2017		0.0125							
2/7/2017		0.0163							
2/20/2017	0.0024 (J)								
3/27/2017		0.0157							
4/17/2017		0.0178							
4/20/2017	0.0019 (J)								
5/22/2017		0.0208							
6/1/2017	0.0026 (J)								
6/5/2017		0.0191							
7/11/2017		0.0218							
7/17/2017	0.0024 (J)								
8/23/2017		0.0218							
3/26/2018		0.014							
3/28/2018	<0.01								
6/14/2018	<0.01								
6/15/2018		0.012							
10/17/2018							0.017		
10/18/2018			<0.01						
10/19/2018					0.0021 (J)				
10/22/2018	<0.01	0.01		0.0038 (J)		0.033			
11/29/2018						0.03			
1/14/2019							0.013		
3/1/2019	<0.01	0.011							
4/2/2019		0.01					0.011		
4/4/2019	0.00096 (J)		0.00033 (J)		0.0011 (J)	0.03			
4/5/2019				0.0035 (J)					
5/2/2019									0.11
5/3/2019				0.0048 (J)				0.04	
9/24/2019			<0.01		<0.01				
9/26/2019				0.003 (J)		0.033			
9/27/2019		0.0036 (J)					0.013		
9/30/2019	<0.01								
2/25/2020						0.026		0.012	
2/26/2020	<0.01	0.0023 (J)	<0.01				0.0032 (J)		
2/27/2020				0.0032 (J)	0.001 (J)				0.11
3/23/2020		0.0037 (J)	<0.01				0.0058 (J)		
3/24/2020	<0.01			0.0031 (J)	0.001 (J)			0.01	0.12
3/25/2020						0.022			
9/2/2020									0.1
9/25/2020		0.0027 (J)		0.003 (J)		0.024		0.0088 (J)	
9/28/2020	<0.01		<0.01		0.00078 (J)		0.0084 (J)		
2/19/2021					0.0009 (J)				
2/22/2021			<0.01			0.035		0.012	
2/23/2021	<0.01			0.0032 (J)					
3/8/2021		0.0031 (J)					0.0083 (J)		
3/9/2021									0.13
3/25/2021		0.0017 (J)					0.013		
3/26/2021	<0.01					0.036		0.017	

ND substitution: RL or RL/2 if <15% NDs.

Confidence Interval

Constituent: Molybdenum (mg/L) Analysis Run 1/16/2025 2:00 PM View: Appendix IV

Plant Bowen Client: Southern Company Data: Bowen AP-1

	BGWC-25	BGWC-30	BGWC-31	BGWC-32	BGWC-34D	BGWC-35D	BGWC-36D	BGWC-37D	BGWC-38D
3/29/2021			<0.01						0.13
3/30/2021				0.0037 (J)	0.0011 (J)				
7/20/2021		0.0018 (J)							
8/19/2021	<0.01	0.0032 (J)							0.076
8/20/2021			<0.01			0.04		0.016	
8/23/2021							0.014		
8/24/2021					0.00098 (J)				
8/25/2021				0.0038 (J)					
11/1/2021		0.0032 (J)							0.081
2/14/2022		0.0048 (J)					0.012		0.097
2/16/2022	<0.01		<0.01	0.0038 (J)	0.00094 (J)				
2/17/2022						0.039		0.016	
7/27/2022	<0.01								
7/28/2022			<0.01		0.0011 (J)	0.036		0.0082 (J)	
7/29/2022				0.0036 (J)			0.0095 (J)		
8/1/2022		0.0047 (J)							
8/2/2022									0.093
1/27/2023	<0.01		<0.01						
1/30/2023					0.0011 (J)	0.035		0.014	
1/31/2023				0.0039 (J)					
2/1/2023		0.0058 (J)					0.0083 (J)		
2/7/2023									0.02
8/17/2023	<0.01								
8/18/2023			<0.01	0.0041 (J)	0.0011 (J)				
8/21/2023		0.0048 (J)					0.01		0.04
8/24/2023						0.034		0.019	
1/30/2024							0.012		
2/2/2024			<0.01						
2/5/2024	<0.01				0.001 (J)				
2/6/2024		0.0049 (J)							0.09
2/7/2024						0.037		0.016	
2/8/2024				0.0043 (J)					
8/19/2024			<0.01						
8/20/2024	<0.01				0.0011 (J)		0.0087 (J)		
8/21/2024				0.0045 (J)					
8/22/2024		0.0038 (J)				0.033		0.018	0.097
Mean	0.007825	0.009175	0.009355	0.003706	0.001353	0.03269	0.01045	0.01592	0.09243
Std. Dev.	0.003437	0.006812	0.002497	0.0005372	0.001051	0.005134	0.003385	0.008034	0.03126
Upper Lim.	0.01	0.0112	0.01	0.004056	0.0021	0.03603	0.01265	0.01978	0.1146
Lower Lim.	0.0039	0.00526	0.00033	0.003357	0.00094	0.02935	0.008247	0.0108	0.07029

ND substitution: RL or RL/2 if <15% NDs.

Confidence Interval

Constituent: Molybdenum (mg/L) Analysis Run 1/16/2025 2:00 PM View: Appendix IV

Plant Bowen Client: Southern Company Data: Bowen AP-1

	BGWC-39	BGWC-40	BGWC-41D	BGWC-42D	BGWC-43D	BGWC-44D	BGWC-49D	BGWC-50D	BGWC-51
2/27/2020	0.0039 (J)								
2/28/2020		0.0014 (J)							
3/24/2020	0.0026 (J)								
3/25/2020		0.0012 (J)							
5/4/2020			<0.01		0.14	<0.01			
5/11/2020				0.02					
5/20/2020				0.021	0.16				
9/2/2020			0.015						
9/3/2020				0.018	0.11	0.0055 (J)			
9/29/2020	0.01	0.00069 (J)							
1/28/2021									<0.01
2/18/2021						0.0062 (J)			
2/22/2021	0.0076 (J)	<0.01	0.013	0.0052 (J)					
2/23/2021									<0.01
3/8/2021					0.2				
3/29/2021					0.21				
3/30/2021		<0.01							0.0027 (J)
3/31/2021	0.0062 (J)		0.011			0.0023 (J)			
4/1/2021				0.0059 (J)					
4/19/2021							0.0067 (J)	0.0043 (J)	
7/20/2021					0.24				
8/18/2021						0.0041 (J)		0.0021 (J)	
8/20/2021				0.013					
8/23/2021					0.21				<0.01
8/24/2021	0.0076 (J)	<0.01	0.011				0.0049 (J)		
2/9/2022						0.0011 (J)		0.0032 (J)	
2/14/2022									<0.01
2/15/2022			0.0087 (J)		0.15				
2/16/2022	0.0052 (J)	<0.01							
2/17/2022				0.0055 (J)			0.0056 (J)		
7/26/2022						0.012		0.0029 (J)	
7/28/2022		<0.01		0.0092 (J)					
7/29/2022			0.008 (J)						
8/1/2022					0.16		0.0066 (J)		<0.01
8/2/2022	0.0062 (J)								
1/25/2023						0.011		0.0067 (J)	
1/30/2023				0.0033 (J)					
1/31/2023		<0.01							<0.01
2/1/2023			0.0092 (J)				0.0072 (J)		
2/2/2023	0.0035 (J)								
2/7/2023					0.13				
8/15/2023						0.0026 (J)		0.0041 (J)	
8/18/2023		<0.01							
8/21/2023									<0.01
8/22/2023							0.0048 (J)		
8/23/2023	0.0026 (J)		0.0092 (J)		0.18				
8/24/2023				0.013					
1/30/2024					0.12				
1/31/2024						0.0014 (J)		0.0041 (J)	
2/5/2024									<0.01
2/6/2024							0.0056 (J)		
2/7/2024		<0.01	0.0079 (J)	0.013					

ND substitution: RL or RL/2 if <15% NDs.

Confidence Interval

Constituent: Molybdenum (mg/L) Analysis Run 1/16/2025 2:00 PM View: Appendix IV

Plant Bowen Client: Southern Company Data: Bowen AP-1

	BGWC-39	BGWC-40	BGWC-41D	BGWC-42D	BGWC-43D	BGWC-44D	BGWC-49D	BGWC-50D	BGWC-51
2/8/2024	0.0036 (J)								
8/15/2024						0.0012 (J)			
8/16/2024								0.0018 (J)	
8/20/2024		<0.01		0.012					<0.01
8/21/2024			0.0075 (J)		0.12		0.0044 (J)		
8/22/2024	0.0038 (J)								
Mean	0.005233	0.007774	0.009591	0.01159	0.1638	0.004764	0.005725	0.00365	0.00927
Std. Dev.	0.002319	0.00403	0.002771	0.005964	0.04114	0.003776	0.001015	0.001546	0.002308
Upper Lim.	0.007053	0.01	0.0119	0.01627	0.1944	0.00791	0.006801	0.005288	0.01
Lower Lim.	0.003414	0.0012	0.007282	0.006912	0.1333	0.001617	0.004649	0.002012	0.01

ND substitution: RL or RL/2 if <15% NDs.

Confidence Interval

Constituent: Molybdenum (mg/L) Analysis Run 1/16/2025 2:00 PM View: Appendix IV

Plant Bowen Client: Southern Company Data: Bowen AP-1

	BGWC-52	BGWC-7	BGWC-8	BGWC-9
6/6/2016				0.0028 (J)
6/7/2016			0.00063 (J)	
6/8/2016		0.0088 (J)		
8/10/2016			0.0039 (J)	
8/11/2016		0.01		0.003 (J)
10/4/2016			0.0052 (J)	
10/5/2016				0.0032 (J)
10/6/2016		0.0117		
12/2/2016			<0.01	
12/5/2016				0.0033 (J)
12/6/2016		0.0102		
2/14/2017			0.0044 (J)	
2/15/2017		0.0018 (J)		0.0027 (J)
4/14/2017			0.0013 (J)	
4/17/2017				0.0025 (J)
4/18/2017		0.0103		
5/26/2017			0.0024 (J)	0.0029 (J)
6/2/2017		0.0129		
7/10/2017			0.0013 (J)	
7/11/2017				0.0029 (J)
7/14/2017		0.0129		
3/26/2018			<0.01	
3/27/2018		0.01		0.0031 (J)
6/12/2018			0.0026 (J)	0.0043 (J)
6/13/2018		0.013		
10/16/2018			0.0041 (J)	
10/17/2018				0.0038 (J)
10/18/2018		0.01 (J)		
2/25/2019			<0.01	
2/28/2019		0.016		
4/1/2019			0.00054 (J)	0.0027 (J)
4/2/2019		0.011		
9/24/2019		0.01 (J)	0.0016 (J)	0.0041 (J)
2/19/2020			0.0018 (J)	
2/20/2020				0.002 (J)
2/21/2020		0.011		
3/18/2020			<0.01	
3/19/2020		0.011		0.0024 (J)
9/23/2020			<0.01	
9/24/2020				0.0034 (J)
9/25/2020		0.0099 (J)		
1/28/2021	0.0038 (J)			
2/16/2021			0.0011 (J)	
2/17/2021				0.0033 (J)
2/18/2021		0.0098 (J)		
2/23/2021	0.0039 (J)			
3/24/2021			<0.01	0.0027 (J)
3/30/2021	0.0035 (J)	0.011		
8/18/2021			0.0019 (J)	0.0028 (J)
8/19/2021		0.0094 (J)		
8/23/2021	0.0038 (J)			
2/10/2022			0.00081 (J)	0.0026 (J)

ND substitution: RL or RL/2 if <15% NDs.

Confidence Interval

Constituent: Molybdenum (mg/L) Analysis Run 1/16/2025 2:00 PM View: Appendix IV

Plant Bowen Client: Southern Company Data: Bowen AP-1

	BGWC-52	BGWC-7	BGWC-8	BGWC-9
2/11/2022		0.0088 (J)		
2/14/2022	0.0041 (J)			
7/26/2022			0.00096 (J)	0.0029 (J)
7/28/2022	0.0053 (J)	0.009 (J)		
1/26/2023		0.0096 (J)	0.00095 (J)	0.002 (J)
1/31/2023	0.0087 (J)			
8/16/2023			<0.01	
8/17/2023		0.011		0.0039 (J)
8/22/2023	0.0039 (J)			
2/1/2024			<0.01	0.0016 (J)
2/2/2024		0.01		
2/5/2024	0.004 (J)			
8/16/2024		0.01	<0.01	
8/19/2024				0.0027 (J)
8/20/2024	0.0058 (J)			
Mean	0.00468	0.01035	0.004827	0.002944
Std. Dev.	0.00159	0.002352	0.004012	0.000641
Upper Lim.	0.0058	0.011	0.01	0.003264
Lower Lim.	0.0038	0.0098	0.0013	0.002624

ND substitution: RL or RL/2 if <15% NDs.

Confidence Interval

Constituent: Selenium (mg/L) Analysis Run 1/16/2025 2:00 PM View: Appendix IV

Plant Bowen Client: Southern Company Data: Bowen AP-1

	BGWA-6	BGWC-12	BGWC-14A	BGWC-16	BGWC-17	BGWC-18	BGWC-19	BGWC-20	BGWC-21
6/6/2016	<0.005								
6/7/2016		<0.005		<0.005	0.0004 (J)				
6/8/2016						<0.005	0.00043 (J)	<0.005	<0.005
8/10/2016	<0.005								
8/11/2016				<0.005	<0.005				
8/12/2016		<0.005				<0.005	<0.005	<0.005	
8/18/2016									<0.005
10/4/2016	<0.005								
10/6/2016		<0.005							
10/7/2016				<0.005	<0.005	<0.005	<0.005		
10/10/2016								<0.005	0.001 (J)
12/1/2016	<0.005								
12/5/2016		<0.005							
12/6/2016				<0.005	<0.005	<0.005			
12/7/2016							<0.005	0.0037 (J)	
12/8/2016									<0.005
2/14/2017	<0.005								
2/15/2017		<0.005							
2/16/2017				0.0012 (J)	<0.005	<0.005	<0.005		
2/17/2017								<0.005	<0.005
4/13/2017	<0.005								
4/18/2017		<0.005		<0.005					
4/19/2017					<0.005	<0.005	<0.005	<0.005	<0.005
5/25/2017	<0.005								
5/30/2017				<0.005	<0.005				
6/1/2017						<0.005	<0.005	<0.005	<0.005
6/2/2017		<0.005							
7/7/2017	<0.005								
7/13/2017		<0.005							
7/14/2017				<0.005	<0.005	<0.005	<0.005		
7/18/2017								<0.005	<0.005
3/27/2018				<0.005	<0.005	<0.005	<0.005		
3/28/2018		<0.005						<0.005	<0.005
2/25/2019				<0.005					
2/27/2019					<0.005	<0.005		<0.005	
2/28/2019		<0.005							
3/1/2019							<0.005		
4/1/2019		0.0004 (J)							
4/2/2019	0.00031 (J)			0.0006 (J)	0.00077 (J)	0.001 (J)			
4/3/2019							0.00058 (J)	<0.005	0.00012 (J)
9/23/2019	<0.005								
9/25/2019		<0.005							
9/26/2019				<0.005	<0.005	<0.005	<0.005	<0.005	
9/30/2019									<0.005
2/18/2020	<0.005								
2/20/2020				0.0026 (J)					
2/24/2020		<0.005			0.0013 (J)	<0.005	0.0013 (J)	<0.005	
2/26/2020									<0.005
3/19/2020	<0.005	<0.005		0.0019 (J)	0.0022 (J)				
3/20/2020						<0.005	<0.005		<0.005
3/23/2020								<0.005	
5/22/2020			0.0014 (J)						

ND substitution: RL or RL/2 if <15% NDs.

Confidence Interval

Constituent: Selenium (mg/L) Analysis Run 1/16/2025 2:00 PM View: Appendix IV

Plant Bowen Client: Southern Company Data: Bowen AP-1

	BGWA-6	BGWC-12	BGWC-14A	BGWC-16	BGWC-17	BGWC-18	BGWC-19	BGWC-20	BGWC-21
6/23/2020			<0.005						
7/28/2020			<0.005						
9/2/2020			<0.005						
9/23/2020	<0.005								
9/24/2020				0.003 (J)	<0.005	<0.005			<0.005
9/25/2020		<0.005							
9/28/2020							<0.005	<0.005	
10/1/2020			<0.005						
11/10/2020			<0.005						
12/15/2020			<0.005						
1/20/2021			<0.005						
2/18/2021	<0.005		<0.005	0.0017 (J)	<0.005	<0.005	<0.005	<0.005	
2/19/2021		<0.005							<0.005
3/24/2021		<0.005	<0.005	0.0017 (J)	<0.005	<0.005			
3/26/2021							<0.005		
3/29/2021								<0.005	<0.005
3/31/2021	0.0032 (J)								
8/16/2021	<0.005								
8/18/2021		<0.005	<0.005	<0.005					
8/19/2021					<0.005	<0.005			
8/20/2021							<0.005	<0.005	<0.005
2/9/2022	<0.005		<0.005						
2/11/2022		<0.005		<0.005	<0.005				
2/16/2022						<0.005	<0.005	<0.005	<0.005
7/26/2022	<0.005		<0.005						
7/27/2022		<0.005		0.0018 (J)	<0.005	<0.005	<0.005	<0.005	
7/28/2022									<0.005
1/25/2023	<0.005								
1/26/2023		<0.005	<0.005	0.0024 (J)	<0.005	0.0022 (J)			
1/27/2023							<0.005		<0.005
1/30/2023								<0.005	
8/15/2023	<0.005								
8/16/2023		<0.005	<0.005						
8/17/2023				0.0015 (J)	<0.005	<0.005			
8/18/2023							<0.005	<0.005	
8/23/2023									<0.005
1/31/2024	<0.005								
2/1/2024		<0.005	<0.005	0.0034 (J)	<0.005				
2/2/2024						0.0024 (J)	0.0013 (J)		
2/5/2024								<0.005	<0.005
8/15/2024	<0.005								
8/16/2024			<0.005						
8/19/2024		<0.005		0.0013 (J)	<0.005	0.0013 (J)	<0.005		
8/20/2024								<0.005	
8/22/2024									<0.005
Mean	0.004705	0.004808	0.004788	0.003462	0.004361	0.004454	0.004317	0.004946	0.004614
Std. Dev.	0.001054	0.000939	0.0008731	0.001664	0.001486	0.001271	0.001569	0.0002654	0.001286
Upper Lim.	0.005	0.005	0.005	0.005	0.005	0.005	0.005	0.005	0.005
Lower Lim.	0.0032	0.0004	0.0014	0.0018	0.0022	0.0024	0.0013	0.0037	0.001

ND substitution: RL or RL/2 if <15% NDs.

Confidence Interval

Constituent: Selenium (mg/L) Analysis Run 1/16/2025 2:00 PM View: Appendix IV

Plant Bowen Client: Southern Company Data: Bowen AP-1

	BGWC-22	BGWC-23	BGWC-24	BGWC-30	BGWC-31	BGWC-32	BGWC-34D	BGWC-36D	BGWC-38D
6/8/2016	<0.005								
6/9/2016		<0.005	0.00099 (J)						
8/18/2016	<0.005	<0.005	0.0023 (J)						
10/10/2016	<0.005	<0.005	0.004 (J)						
12/7/2016		0.0176	0.0302						
12/8/2016	0.012								
1/23/2017				0.015					
2/7/2017				0.0114					
2/17/2017	<0.005								
2/20/2017		<0.005	0.0044 (J)						
3/27/2017				0.0092 (J)					
4/17/2017				0.0082 (J)					
4/19/2017		<0.005	0.0046 (J)						
4/20/2017	<0.005								
5/22/2017				0.0094 (J)					
6/5/2017	0.0018 (J)	<0.005	0.0033 (J)	0.0118					
7/11/2017				0.012					
7/17/2017		<0.005	0.0052 (J)						
7/19/2017	<0.005								
8/23/2017				0.0097 (J)					
3/26/2018				<0.01					
3/29/2018	<0.005	<0.005	<0.05						
3/1/2019	<0.005	<0.005	<0.05	0.01 (J)					
4/2/2019				0.0092 (J)				0.014	
4/3/2019	<0.005	<0.005	0.0038 (J)						
4/4/2019					8E-05 (J)		0.0001 (J)		
4/5/2019						0.00015 (J)			
9/24/2019					<0.005		<0.005		
9/26/2019						<0.005			
9/27/2019	<0.005	<0.005		0.0033 (J)				0.0071 (J)	
9/30/2019			0.0065 (J)						
2/25/2020	<0.005	0.002 (J)							
2/26/2020			0.0077 (J)	<0.01	<0.005			0.0029 (J)	
2/27/2020						<0.005	<0.005		<0.005
3/20/2020	<0.005								
3/23/2020		<0.005		0.0041 (J)	<0.005			0.0033 (J)	
3/24/2020						<0.005	<0.005		<0.005
3/25/2020			0.0067 (J)						
9/2/2020									0.003 (J)
9/24/2020	0.0026 (J)	<0.005							
9/25/2020			0.01	0.0035 (J)		<0.005			
9/28/2020					<0.005		<0.005	0.0076 (J)	
2/19/2021	<0.005	<0.005	0.0065				<0.005		
2/22/2021					<0.005				
2/23/2021						<0.005			
3/8/2021				0.0048 (J)				0.011	
3/9/2021									0.005
3/25/2021				0.0021 (J)				0.012	
3/26/2021		<0.005	<0.05						
3/29/2021	<0.005				<0.005				<0.005
3/30/2021						<0.005	<0.005		
8/19/2021				0.0052					<0.005

ND substitution: RL or RL/2 if <15% NDs.

Confidence Interval

Constituent: Selenium (mg/L) Analysis Run 1/16/2025 2:00 PM View: Appendix IV

Plant Bowen Client: Southern Company Data: Bowen AP-1

	BGWC-22	BGWC-23	BGWC-24	BGWC-30	BGWC-31	BGWC-32	BGWC-34D	BGWC-36D	BGWC-38D
8/20/2021					<0.005				
8/23/2021	<0.005	<0.005	0.0045 (J)					0.0086	
8/24/2021							<0.005		
8/25/2021						<0.005			
2/14/2022		<0.005		0.0084				0.011	<0.005
2/15/2022	<0.005		0.0055						
2/16/2022					<0.005	<0.005	<0.005		
7/28/2022					<0.005		<0.005		
7/29/2022						<0.005		0.011	
8/1/2022		<0.005		0.0074					
8/2/2022	<0.005		0.0027 (J)						<0.005
10/21/2022			0.0045 (J)						
1/27/2023					<0.005				
1/30/2023							<0.005		
1/31/2023						<0.005			
2/1/2023			0.006	0.01				0.0098	
2/2/2023		0.0019 (J)							
2/7/2023	0.0016 (J)								<0.005
8/18/2023					<0.005	<0.005	<0.005		
8/21/2023				0.0065				0.014	0.0019 (J)
8/22/2023	0.0017 (J)								
8/23/2023		<0.005							
8/25/2023			0.0049 (J)						
1/30/2024			0.0054					0.013	
2/2/2024					<0.005				
2/5/2024							<0.005		
2/6/2024				0.0093					0.0039 (J)
2/8/2024	0.0012 (J)	<0.005				<0.005			
8/19/2024					<0.005				
8/20/2024							<0.005	0.012	
8/21/2024	<0.005		0.004 (J)			<0.005			
8/22/2024		<0.005		0.0032 (J)					0.0044 (J)
Mean	0.004621	0.005271	0.008348	0.007654	0.004649	0.004654	0.00465	0.009807	0.004433
Std. Dev.	0.002069	0.002763	0.008246	0.003361	0.001315	0.001296	0.00131	0.00354	0.001015
Upper Lim.	0.005	0.0176	0.008853	0.009369	0.005	0.005	0.005	0.01231	0.005
Lower Lim.	0.0026	0.002	0.004007	0.005939	8E-05	0.00015	0.0001	0.007299	0.003

ND substitution: RL or RL/2 if <15% NDs.

Confidence Interval

Constituent: Selenium (mg/L) Analysis Run 1/16/2025 2:01 PM View: Appendix IV

Plant Bowen Client: Southern Company Data: Bowen AP-1

	BGWC-39	BGWC-40	BGWC-41D	BGWC-42D	BGWC-43D	BGWC-51	BGWC-52	BGWC-8	BGWC-9
6/6/2016									0.00031 (J)
6/7/2016								4.8E-05 (J)	
8/10/2016								<0.005	
8/11/2016									0.001 (J)
10/4/2016								<0.005	
10/5/2016									0.0017 (J)
12/2/2016								<0.005	
12/5/2016									<0.005
2/14/2017								<0.005	
2/15/2017									<0.005
4/14/2017								<0.005	
4/17/2017									<0.005
5/26/2017								<0.005	0.0014 (J)
7/10/2017								<0.005	
7/11/2017									<0.005
3/26/2018								<0.005	
3/27/2018									<0.005
2/25/2019								<0.005	
4/1/2019								0.00015 (J)	0.0004 (J)
9/24/2019								<0.005	<0.005
2/19/2020								<0.005	
2/20/2020									<0.005
2/27/2020	<0.005								
2/28/2020		0.0018 (J)							
3/18/2020								<0.005	
3/19/2020									0.0015 (J)
3/24/2020	<0.005								
3/25/2020		0.0039 (J)							
9/2/2020			0.0016 (J)						
9/3/2020				0.0022 (J)	0.0028 (J)				
9/23/2020								<0.005	
9/24/2020									<0.005
9/29/2020	0.002 (J)	0.005 (J)							
1/28/2021						0.014	<0.005		
2/16/2021								<0.005	
2/17/2021									<0.005
2/22/2021	<0.005	0.0094	<0.005	<0.005					
2/23/2021						0.013	0.0016 (J)		
3/8/2021					<0.005				
3/24/2021								<0.005	<0.005
3/29/2021					<0.005				
3/30/2021		0.0098				0.01 (J)	<0.005		
3/31/2021	0.002 (J)		0.0016 (J)						
4/1/2021				0.0027 (J)					
8/18/2021								<0.005	0.0014 (J)
8/20/2021				<0.005					
8/23/2021					<0.005	0.013	<0.005		
8/24/2021	<0.005	0.0096	<0.005						
2/10/2022								<0.005	<0.005
2/14/2022						0.0042 (J)	0.0018 (J)		
2/15/2022			<0.005		<0.005				
2/16/2022	<0.005	0.0084							

ND substitution: RL or RL/2 if <15% NDs.

Confidence Interval

Constituent: Selenium (mg/L) Analysis Run 1/16/2025 2:01 PM View: Appendix IV

Plant Bowen Client: Southern Company Data: Bowen AP-1

	BGWC-39	BGWC-40	BGWC-41D	BGWC-42D	BGWC-43D	BGWC-51	BGWC-52	BGWC-8	BGWC-9
2/17/2022				<0.005					
7/26/2022								<0.005	0.0015 (J)
7/28/2022		0.007		<0.005			<0.005		
7/29/2022			<0.005						
8/1/2022					<0.005	0.0036 (J)			
8/2/2022	<0.005								
1/26/2023								<0.005	0.0015 (J)
1/30/2023				<0.005					
1/31/2023		0.0097				0.0058	<0.005		
2/1/2023			0.0016 (J)						
2/2/2023	<0.005								
2/7/2023					<0.005				
8/16/2023								<0.005	
8/17/2023									0.0015 (J)
8/18/2023		0.0082							
8/21/2023						0.0097			
8/22/2023							0.0039 (J)		
8/23/2023	<0.005		<0.005		<0.005				
8/24/2023				<0.005					
1/30/2024					0.0055				
2/1/2024								<0.005	0.0011 (J)
2/5/2024						0.004 (J)	0.0014 (J)		
2/7/2024		0.0091	<0.005	<0.005					
2/8/2024	<0.005								
8/16/2024								<0.005	
8/19/2024									0.0012 (J)
8/20/2024		0.0066		<0.005		0.0049 (J)	0.0022 (J)		
8/21/2024			<0.005		0.001 (J)				
8/22/2024	<0.005								
Mean	0.0045	0.007375	0.00398	0.00449	0.00443	0.00822	0.00359	0.004592	0.003022
Std. Dev.	0.001168	0.002604	0.001642	0.001082	0.001408	0.004172	0.001631	0.001384	0.001962
Upper Lim.	0.005	0.009418	0.005	0.005	0.005	0.01194	0.005	0.005	0.005
Lower Lim.	0.002	0.005332	0.0016	0.0027	0.0028	0.004498	0.0016	0.00015	0.0014

ND substitution: RL or RL/2 if <15% NDs.

Confidence Interval

Constituent: Thallium (mg/L) Analysis Run 1/16/2025 2:01 PM View: Appendix IV

Plant Bowen Client: Southern Company Data: Bowen AP-1

	BGWA-6	BGWC-12	BGWC-14A	BGWC-16	BGWC-17	BGWC-18	BGWC-19	BGWC-20	BGWC-22
6/6/2016	<0.001								
6/7/2016		<0.001		0.0002 (J)	8.5E-05 (J)				
6/8/2016						<0.001	8.5E-05 (J)	<0.001	0.00035 (J)
8/10/2016	7E-05 (J)								
8/11/2016				0.0002 (J)	8E-05 (J)				
8/12/2016		9E-05 (J)				6E-05 (J)	8E-05 (J)	<0.001	
8/18/2016									0.0005 (J)
10/4/2016	<0.001								
10/6/2016		<0.001							
10/7/2016				0.0002 (J)	<0.001	<0.001	<0.001		
10/10/2016								<0.001	0.0006 (J)
12/1/2016	<0.001								
12/5/2016		<0.001							
12/6/2016				0.0003 (J)	<0.001	<0.001			
12/7/2016							<0.001	<0.001	
12/8/2016									0.0005 (J)
2/14/2017	<0.001								
2/15/2017		<0.001							
2/16/2017				0.0003 (J)	<0.001	<0.001	<0.001		
2/17/2017								<0.001	0.0006 (J)
4/13/2017	0.0001 (J)								
4/18/2017		9E-05 (J)		0.0002 (J)					
4/19/2017					8E-05 (J)	<0.001	6E-05 (J)	<0.001	
4/20/2017									0.0006 (J)
5/25/2017	6E-05 (J)								
5/30/2017				0.0002 (J)	9E-05 (J)				
6/1/2017						<0.001	8E-05 (J)	<0.001	
6/2/2017		<0.001							
6/5/2017									0.0006 (J)
7/7/2017	7E-05 (J)								
7/13/2017		8E-05 (J)							
7/14/2017				0.0002 (J)	9E-05 (J)	<0.001	8E-05 (J)		
7/18/2017								<0.001	
7/19/2017									0.0007 (J)
3/27/2018				0.00019 (J)	<0.001	<0.001	<0.001		
3/28/2018		<0.001						<0.001	
3/29/2018									0.00063 (J)
6/12/2018				0.0002 (J)					
6/13/2018								<0.001	
6/14/2018		<0.001			<0.001	<0.001			0.00069 (J)
6/15/2018							<0.001		
10/16/2018	<0.001								
10/17/2018		<0.001			<0.001				
10/18/2018				0.0002 (J)		<0.001			
10/19/2018							<0.001		
10/22/2018								<0.001	0.00071 (J)
2/25/2019				0.00023 (J)					
2/27/2019					<0.001	<0.001		<0.001	
2/28/2019		<0.001							
3/1/2019							<0.001		0.00074 (J)
4/1/2019		<0.001							
4/2/2019	6.2E-05 (J)			0.0002 (J)	7.5E-05 (J)	<0.001			

ND substitution: RL or RL/2 if <15% NDs.

Confidence Interval

Constituent: Thallium (mg/L) Analysis Run 1/16/2025 2:01 PM View: Appendix IV

Plant Bowen Client: Southern Company Data: Bowen AP-1

	BGWA-6	BGWC-12	BGWC-14A	BGWC-16	BGWC-17	BGWC-18	BGWC-19	BGWC-20	BGWC-22
4/3/2019							<0.001	<0.001	0.0007 (J)
9/23/2019	6E-05 (J)								
9/25/2019		6E-05 (J)							
9/26/2019				0.00023 (J)	0.00026 (J)	7.1E-05 (J)	8E-05 (J)	<0.001	
9/27/2019									0.00088 (J)
2/18/2020	5.3E-05 (J)								
2/20/2020				0.00028 (J)					
2/24/2020		<0.001			5.9E-05 (J)	6.8E-05 (J)	<0.001	<0.001	
2/25/2020									0.00062 (J)
3/19/2020	6.1E-05 (J)	6.2E-05 (J)		0.00022 (J)	6.1E-05 (J)				
3/20/2020						<0.001	<0.001		0.00063 (J)
3/23/2020								0.0002 (J)	
5/22/2020			0.00016 (J)						
6/23/2020			0.00011 (J)						
7/28/2020			0.00026 (J)						
9/2/2020			0.00035 (J)						
9/23/2020	<0.001								
9/24/2020				0.00024 (J)	0.00018 (J)	<0.001			0.001
9/25/2020		<0.001							
9/28/2020							<0.001	<0.001	
10/1/2020			0.0005 (J)						
11/10/2020			0.00044 (J)						
12/15/2020			0.00044						
1/20/2021			0.00031 (J)						
2/18/2021	<0.001		0.00077 (J)	0.00023 (J)	<0.001	<0.001	<0.001	<0.001	
2/19/2021		<0.001							0.00089 (J)
3/24/2021		<0.001	0.00023 (J)	0.00019 (J)	<0.001	<0.001			
3/26/2021							<0.001		
3/29/2021								<0.001	0.0009 (J)
3/31/2021	0.00017 (J)								
8/16/2021	<0.001								
8/18/2021		<0.001	0.00039 (J)	0.00023 (J)					
8/19/2021					<0.001	<0.001			
8/20/2021							<0.001	0.00025 (J)	
8/23/2021									0.00088 (J)
2/9/2022	<0.001		0.00024 (J)						
2/11/2022		<0.001		0.00024 (J)	<0.001				
2/15/2022									0.0011
2/16/2022						<0.001	0.00021 (J)	<0.001	
7/26/2022	<0.001		0.00047 (J)						
7/27/2022		<0.001		0.00025 (J)	<0.001	<0.001	<0.001	<0.001	
8/2/2022									0.00098 (J)
1/25/2023	0.00022 (J)								
1/26/2023		<0.001	0.00048 (J)	0.00023 (J)	<0.001	0.00019 (J)			
1/27/2023							<0.001		
1/30/2023								<0.001	
2/7/2023									0.0008 (J)
8/15/2023	<0.001								
8/16/2023		<0.001	0.00059 (J)						
8/17/2023				0.00025 (J)	<0.001	<0.001			
8/18/2023							<0.001	<0.001	
8/22/2023									0.0013

ND substitution: RL or RL/2 if <15% NDs.

Confidence Interval

Constituent: Thallium (mg/L) Analysis Run 1/16/2025 2:01 PM View: Appendix IV

Plant Bowen Client: Southern Company Data: Bowen AP-1

	BGWA-6	BGWC-12	BGWC-14A	BGWC-16	BGWC-17	BGWC-18	BGWC-19	BGWC-20	BGWC-22
1/31/2024	<0.001								
2/1/2024		<0.001	0.0006 (J)	<0.001	<0.001				
2/2/2024						<0.001	<0.001		
2/5/2024								<0.001	
2/8/2024									0.00083 (J)
8/15/2024	<0.001								
8/16/2024			0.00064 (J)						
8/19/2024		<0.001		<0.001	<0.001	<0.001	<0.001		
8/20/2024								<0.001	
8/21/2024									0.00064 (J)
Mean	0.0006055	0.0008224	0.0004106	0.0002465	0.0006562	0.0008611	0.0007567	0.0009404	0.000745
Std. Dev.	0.0004614	0.0003713	0.0001802	8.084E-05	0.0004452	0.0003329	0.0004095	0.0002107	0.0002067
Upper Lim.	0.001	0.001	0.0005235	0.00025	0.001	0.001	0.001	0.001	0.0008457
Lower Lim.	7E-05	9E-05	0.0002977	0.0002	9E-05	0.00019	0.00021	0.00025	0.0006443

ND substitution: RL or RL/2 if <15% NDs.

Confidence Interval

Constituent: Thallium (mg/L) Analysis Run 1/16/2025 2:01 PM View: Appendix IV

Plant Bowen Client: Southern Company Data: Bowen AP-1

	BGWC-23	BGWC-24	BGWC-30	BGWC-32	BGWC-34D	BGWC-35D	BGWC-36D	BGWC-37D	BGWC-38D
6/9/2016	0.0001 (J)	0.00022 (J)							
8/18/2016	<0.001	<0.001							
10/10/2016	<0.001	0.0003 (J)							
12/7/2016	<0.001	<0.001							
1/23/2017			0.0008 (J)						
2/7/2017			0.0008 (J)						
2/20/2017	<0.001	0.0003 (J)							
3/27/2017			0.0006 (J)						
4/17/2017			0.0007 (J)						
4/19/2017	<0.001	0.0004 (J)							
5/22/2017			0.0008 (J)						
6/5/2017	<0.001	0.0004 (J)	0.0007 (J)						
7/11/2017			0.0007 (J)						
7/17/2017	<0.001	0.0004 (J)							
8/23/2017			0.0007 (J)						
3/26/2018			0.00058 (J)						
3/29/2018	<0.001	0.00048 (J)							
6/13/2018	<0.001	0.00053 (J)							
6/15/2018			0.00056 (J)						
10/17/2018							0.00026 (J)		
10/19/2018					<0.001				
10/22/2018	<0.001	0.00047 (J)	0.00034 (J)	0.00014 (J)		<0.001			
3/1/2019	<0.001	0.0007 (J)	0.00024 (J)						
4/2/2019			0.00024 (J)				0.00022 (J)		
4/3/2019	<0.001	0.00064 (J)							
4/4/2019					<0.001	<0.001			
4/5/2019				0.00046 (J)					
9/24/2019					<0.001				
9/26/2019				0.00017 (J)		<0.001			
9/27/2019	0.00018 (J)		0.00014 (J)				0.00037 (J)		
9/30/2019		0.00069 (J)							
2/25/2020	0.00015 (J)					<0.001		<0.001	
2/26/2020		0.00073 (J)	8.5E-05 (J)				0.00013 (J)		
2/27/2020				0.00013 (J)	8.9E-05 (J)				0.0027
3/23/2020	0.00016 (J)		9.1E-05 (J)				0.00011 (J)		
3/24/2020				8.4E-05 (J)	<0.001			<0.001	5.6E-05 (J)
3/25/2020		0.00066 (J)				6.8E-05 (J)			
9/2/2020									0.00042 (J)
9/24/2020	0.00038 (J)								
9/25/2020		0.00057 (J)	<0.001	0.00014 (J)		<0.001		<0.001	
9/28/2020					<0.001		0.00019 (J)		
2/19/2021	0.00039 (J)	0.0005 (J)			<0.001				
2/22/2021						0.00016 (J)		<0.001	
2/23/2021				0.00015 (J)					
3/8/2021			<0.001				0.0002 (J)		
3/9/2021									<0.001
3/25/2021			<0.001				0.00019 (J)		
3/26/2021	0.00069 (J)	0.00057 (J)				<0.001		<0.001	
3/29/2021									0.00018 (J)
3/30/2021				0.00016 (J)	<0.001				
8/19/2021			0.00022 (J)						<0.001
8/20/2021						0.00026 (J)		<0.001	

ND substitution: RL or RL/2 if <15% NDs.

Confidence Interval

Constituent: Thallium (mg/L) Analysis Run 1/16/2025 2:01 PM View: Appendix IV

Plant Bowen Client: Southern Company Data: Bowen AP-1

	BGWC-23	BGWC-24	BGWC-30	BGWC-32	BGWC-34D	BGWC-35D	BGWC-36D	BGWC-37D	BGWC-38D
8/23/2021	<0.001	0.00051 (J)					0.00024 (J)		
8/24/2021					<0.001				
8/25/2021				<0.001					
2/14/2022	<0.001		<0.001				0.00022 (J)		<0.001
2/15/2022		0.00045 (J)							
2/16/2022				<0.001	<0.001				
2/17/2022						<0.001		<0.001	
7/28/2022					<0.001	0.00022 (J)		<0.001	
7/29/2022				<0.001			0.00018 (J)		
8/1/2022	<0.001		<0.001						
8/2/2022		<0.001							<0.001
10/21/2022		0.00032 (J)							
1/30/2023					<0.001	<0.001		<0.001	
1/31/2023				<0.001					
2/1/2023		0.00035 (J)	<0.001				<0.001		
2/2/2023	0.00027 (J)								
2/7/2023									<0.001
8/18/2023				<0.001	<0.001				
8/21/2023			<0.001				<0.001		<0.001
8/23/2023	<0.001								
8/24/2023						<0.001		0.00048 (J)	
8/25/2023		0.00028 (J)							
1/30/2024		<0.001					<0.001		
2/5/2024					<0.001				
2/6/2024			<0.001						<0.001
2/7/2024						<0.001		<0.001	
2/8/2024	<0.001			<0.001					
8/20/2024					<0.001		<0.001		
8/21/2024		<0.001		<0.001					
8/22/2024	0.00057 (J)		<0.001			<0.001		<0.001	0.00093 (J)
Mean	0.000765	0.000573	0.0006652	0.0005623	0.0009393	0.0007805	0.0004207	0.0009567	0.0009405
Std. Dev.	0.000349	0.000247	0.0003285	0.0004317	0.0002352	0.0003787	0.0003663	0.0001501	0.0006573
Upper Lim.	0.001	0.0005191	0.001	0.001	0.001	0.001	0.001	0.001	0.0027
Lower Lim.	0.00039	0.0003678	0.00034	0.00014	8.9E-05	0.00022	0.00018	0.00048	0.00018

ND substitution: RL or RL/2 if <15% NDs.

Confidence Interval

Constituent: Thallium (mg/L) Analysis Run 1/16/2025 2:01 PM View: Appendix IV

Plant Bowen Client: Southern Company Data: Bowen AP-1

	BGWC-39	BGWC-40	BGWC-43D	BGWC-51	BGWC-52	BGWC-7	BGWC-9
6/6/2016							<0.001
6/8/2016						<0.001	
8/11/2016						<0.001	<0.001
10/5/2016							<0.001
10/6/2016						<0.001	
12/5/2016							<0.001
12/6/2016						<0.001	
2/15/2017						<0.001	<0.001
4/17/2017							<0.001
4/18/2017						<0.001	
5/26/2017							<0.001
6/2/2017						<0.001	
7/11/2017							<0.001
7/14/2017						<0.001	
3/27/2018						<0.001	<0.001
6/12/2018							<0.001
6/13/2018						<0.001	
10/17/2018							<0.001
10/18/2018						<0.001	
2/28/2019						<0.001	
4/1/2019							6.5E-05 (J)
4/2/2019						7E-05 (J)	
9/24/2019						8.7E-05 (J)	<0.001
2/20/2020							0.00022 (J)
2/21/2020						9.6E-05 (J)	
2/27/2020	0.00017 (J)						
2/28/2020		<0.001					
3/19/2020						0.00011 (J)	0.00018 (J)
3/24/2020	0.00013 (J)						
3/25/2020		0.00014 (J)					
9/3/2020			0.0024				
9/24/2020							<0.001
9/25/2020						<0.001	
9/29/2020	0.00025 (J)	<0.001					
1/28/2021				0.0002 (J)	0.00045 (J)		
2/17/2021							<0.001
2/18/2021						<0.001	
2/22/2021	0.00021 (J)	<0.001					
2/23/2021				<0.001	0.00023 (J)		
3/8/2021			0.0015				
3/24/2021							<0.001
3/29/2021			0.0016				
3/30/2021		<0.001		0.0004 (J)	0.00024 (J)	0.00015 (J)	
3/31/2021	0.00017 (J)						
8/18/2021							<0.001
8/19/2021						0.00023 (J)	
8/23/2021			0.0028	<0.001	0.00037 (J)		
8/24/2021	0.00027 (J)	<0.001					
2/10/2022							<0.001
2/11/2022						0.0003 (J)	
2/14/2022				<0.001	<0.001		
2/15/2022			0.0034				

ND substitution: RL or RL/2 if <15% NDs.

Confidence Interval

Constituent: Thallium (mg/L) Analysis Run 1/16/2025 2:01 PM View: Appendix IV

Plant Bowen Client: Southern Company Data: Bowen AP-1

	BGWC-39	BGWC-40	BGWC-43D	BGWC-51	BGWC-52	BGWC-7	BGWC-9
2/16/2022	<0.001	<0.001					
7/26/2022							<0.001
7/28/2022		<0.001			<0.001	0.00029 (J)	
8/1/2022			0.0028	<0.001			
8/2/2022	<0.001						
1/26/2023						0.00019 (J)	0.00018 (J)
1/31/2023		<0.001		<0.001	0.0002 (J)		
2/2/2023	<0.001						
2/7/2023			0.0011				
8/17/2023						0.00074 (J)	0.0002 (J)
8/18/2023		<0.001					
8/21/2023				<0.001			
8/22/2023					<0.001		
8/23/2023	<0.001		0.0021				
1/30/2024			0.0055				
2/1/2024							<0.001
2/2/2024						<0.001	
2/5/2024				<0.001	<0.001		
2/7/2024		<0.001					
2/8/2024	<0.001						
4/3/2024			0.0021 (R)				
8/16/2024						<0.001	
8/19/2024							<0.001
8/20/2024		<0.001		<0.001	0.00039 (J)		
8/21/2024			0.0022				
8/22/2024	<0.001						
Mean	0.0006	0.0009283	0.0025	0.00086	0.000588	0.0007024	0.0008338
Std. Dev.	0.0004193	0.0002483	0.001191	0.0002989	0.0003628	0.0004019	0.0003402
Upper Lim.	0.001	0.001	0.003492	0.001	0.001	0.001	0.001
Lower Lim.	0.00017	0.00014	0.001508	0.0004	0.00023	0.00023	0.00022

ND substitution: RL or RL/2 if <15% NDs.

Appendix IV Trend Tests - Significant Results

Plant Bowen Client: Southern Company Data: Bowen AP-1 Printed 10/15/2024, 10:27 AM

Constituent	Well	Slope	Calc.	Critical	Sig.	N	%NDs	Normality	Alpha	Method
Arsenic (mg/L)	**BGWA-33 (bg)**	**0.0007002**	**50**	**37**	**Yes**	**14**	**14.29**	**n/a**	**0.05**	**NP**
Cobalt (mg/L)	**BGWC-16**	**0.0009731**	**245**	**90**	**Yes**	**26**	**3.846**	**n/a**	**0.05**	**NP**
Cobalt (mg/L)	**BGWC-22**	**0.002519**	**209**	**123**	**Yes**	**32**	**0**	**n/a**	**0.05**	**NP**
Molybdenum (mg/L)	**BGWA-33 (bg)**	**-0.00462**	**-68**	**-41**	**Yes**	**15**	**0**	**n/a**	**0.05**	**NP**

Appendix IV Trend Tests - All Results

Plant Bowen Client: Southern Company Data: Bowen AP-1 Printed 10/15/2024, 10:27 AM

Constituent	Well	Slope	Calc.	Critical	Sig.	N	%NDs	Normality	Alpha	Method
Arsenic (mg/L)	BGWA-2 (bg)	0	67	90	No	26	53.85	n/a	0.05	NP
Arsenic (mg/L)	BGWA-29 (bg)	0	35	90	No	26	61.54	n/a	0.05	NP
Arsenic (mg/L)	**BGWA-33 (bg)**	**0.0007002**	**50**	**37**	**Yes**	**14**	**14.29**	**n/a**	**0.05**	**NP**
Arsenic (mg/L)	BGWA-47D (bg)	0	26	49	No	17	76.47	n/a	0.05	NP
Arsenic (mg/L)	BGWA-48D (bg)	0	11	49	No	17	41.18	n/a	0.05	NP
Arsenic (mg/L)	BGWC-34D	-0.0003231	-26	-49	No	17	0	n/a	0.05	NP
Cobalt (mg/L)	BGWA-2 (bg)	0	23	96	No	27	88.89	n/a	0.05	NP
Cobalt (mg/L)	BGWA-29 (bg)	0	0	90	No	26	100	n/a	0.05	NP
Cobalt (mg/L)	BGWA-33 (bg)	0	-19	-37	No	14	64.29	n/a	0.05	NP
Cobalt (mg/L)	BGWA-47D (bg)	0	14	49	No	17	94.12	n/a	0.05	NP
Cobalt (mg/L)	BGWA-48D (bg)	0	19	49	No	17	88.24	n/a	0.05	NP
Cobalt (mg/L)	**BGWC-16**	**0.0009731**	**245**	**90**	**Yes**	**26**	**3.846**	**n/a**	**0.05**	**NP**
Cobalt (mg/L)	**BGWC-22**	**0.002519**	**209**	**123**	**Yes**	**32**	**0**	**n/a**	**0.05**	**NP**
Molybdenum (mg/L)	BGWA-2 (bg)	0	70	96	No	27	55.56	n/a	0.05	NP
Molybdenum (mg/L)	BGWA-29 (bg)	0	1	90	No	26	96.15	n/a	0.05	NP
Molybdenum (mg/L)	**BGWA-33 (bg)**	**-0.00462**	**-68**	**-41**	**Yes**	**15**	**0**	**n/a**	**0.05**	**NP**
Molybdenum (mg/L)	BGWA-47D (bg)	0	16	49	No	17	94.12	n/a	0.05	NP
Molybdenum (mg/L)	BGWA-48D (bg)	-0.0005681	-21	-49	No	17	0	n/a	0.05	NP
Molybdenum (mg/L)	BGWC-43D	-0.007318	-13	-34	No	13	0	n/a	0.05	NP

Sanitas™ v.10.0.22 Software licensed to Groundwater Stats Consulting. UG
Hollow symbols indicate censored values.

Sen's Slope Estimator

BGWA-2 (bg)

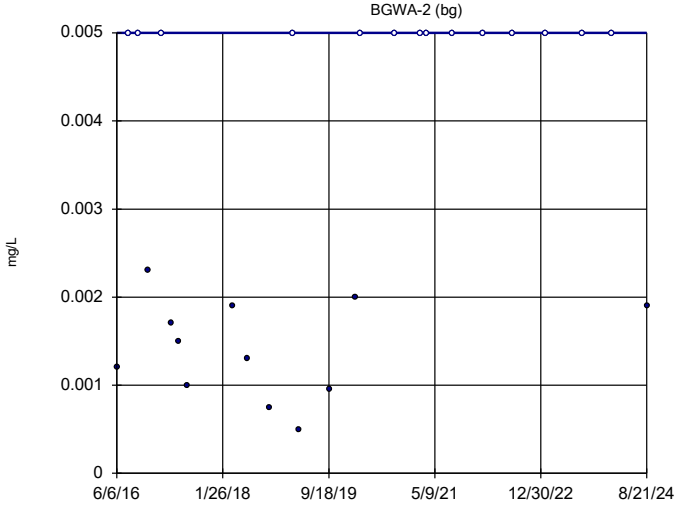

n = 26

Slope = 0
units per year.

Mann-Kendall
statistic = 67
critical = 90

Trend not sig-
nificant at 95%
confidence level
(α = 0.025 per
tail).

Constituent: Arsenic Analysis Run 10/15/2024 10:25 AM View: Appendix IV Trend Tests
Plant Bowen Client: Southern Company Data: Bowen AP-1

Sanitas™ v.10.0.22 Software licensed to Groundwater Stats Consulting. UG
Hollow symbols indicate censored values.

Sen's Slope Estimator

BGWA-29 (bg)

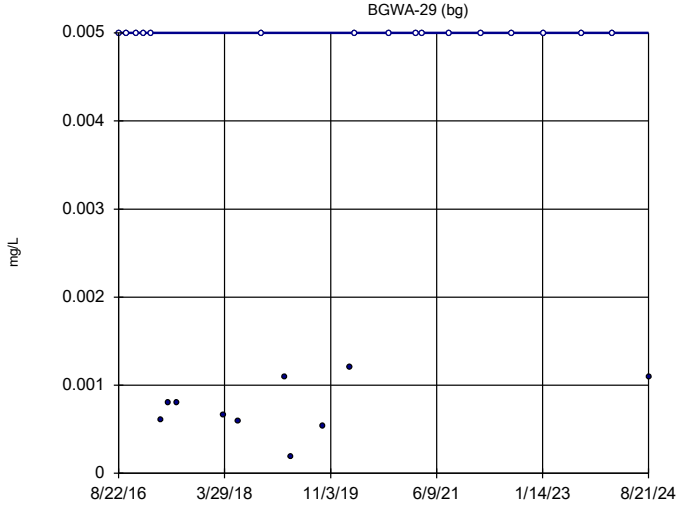

n = 26

Slope = 0
units per year.

Mann-Kendall
statistic = 35
critical = 90

Trend not sig-
nificant at 95%
confidence level
(α = 0.025 per
tail).

Constituent: Arsenic Analysis Run 10/15/2024 10:25 AM View: Appendix IV Trend Tests
Plant Bowen Client: Southern Company Data: Bowen AP-1

Sanitas™ v.10.0.22 Software licensed to Groundwater Stats Consulting. UG
Hollow symbols indicate censored values.

Sen's Slope and 95% Confidence Band

BGWA-33 (bg)

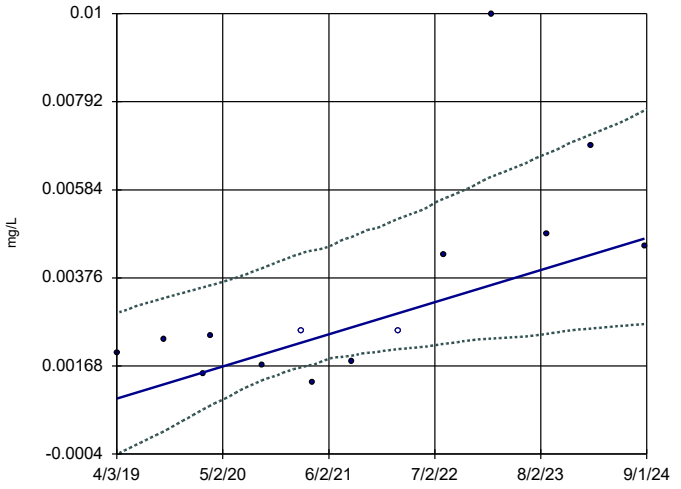

n = 14

Slope = 0.0007002
units per year.

Mann-Kendall
statistic = 50
critical = 37

Increasing trend
significant at 95%
confidence level
(α = 0.025 per
tail).

Constituent: Arsenic Analysis Run 10/15/2024 10:25 AM View: Appendix IV Trend Tests
Plant Bowen Client: Southern Company Data: Bowen AP-1

Sanitas™ v.10.0.22 Software licensed to Groundwater Stats Consulting. UG
Hollow symbols indicate censored values.

Sen's Slope Estimator

BGWA-47D (bg)

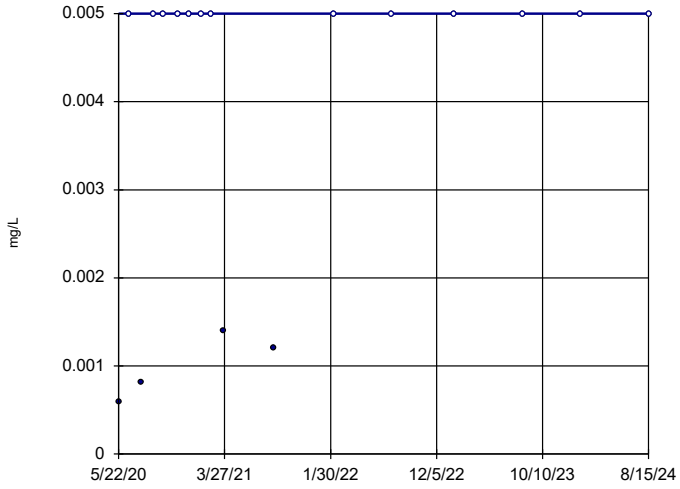

n = 17

Slope = 0
units per year.

Mann-Kendall
statistic = 26
critical = 49

Trend not sig-
nificant at 95%
confidence level
(α = 0.025 per
tail).

Constituent: Arsenic Analysis Run 10/15/2024 10:25 AM View: Appendix IV Trend Tests
Plant Bowen Client: Southern Company Data: Bowen AP-1

Sanitas™ v.10.0.22 Software licensed to Groundwater Stats Consulting. UG
Hollow symbols indicate censored values.

Sen's Slope Estimator

BGWA-48D (bg)

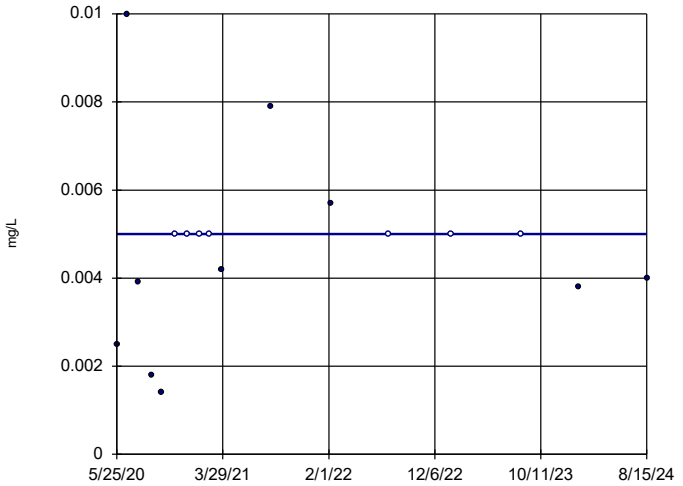

n = 17

Slope = 0 units per year.

Mann-Kendall statistic = 11 critical = 49

Trend not significant at 95% confidence level (α = 0.025 per tail).

Constituent: Arsenic Analysis Run 10/15/2024 10:25 AM View: Appendix IV Trend Tests
Plant Bowen Client: Southern Company Data: Bowen AP-1

Sanitas™ v.10.0.22 Software licensed to Groundwater Stats Consulting. UG

Sen's Slope Estimator

BGWC-34D

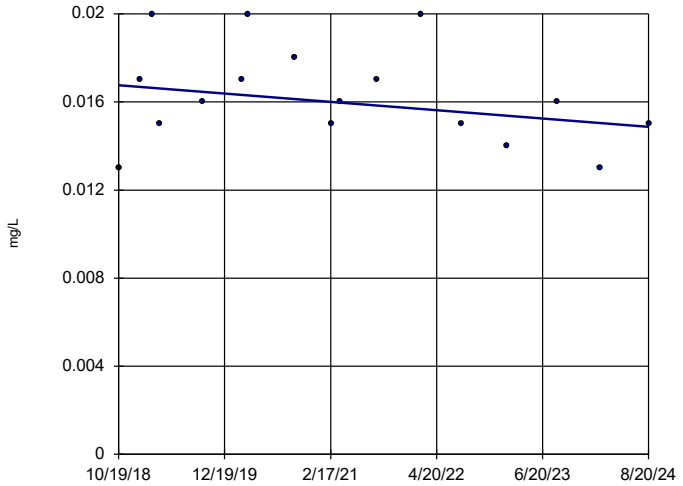

n = 17

Slope = -0.0003231 units per year.

Mann-Kendall statistic = -26 critical = -49

Trend not significant at 95% confidence level (α = 0.025 per tail).

Constituent: Arsenic Analysis Run 10/15/2024 10:25 AM View: Appendix IV Trend Tests
Plant Bowen Client: Southern Company Data: Bowen AP-1

Sanitas™ v.10.0.22 Software licensed to Groundwater Stats Consulting. UG
Hollow symbols indicate censored values.

Sen's Slope Estimator

BGWA-2 (bg)

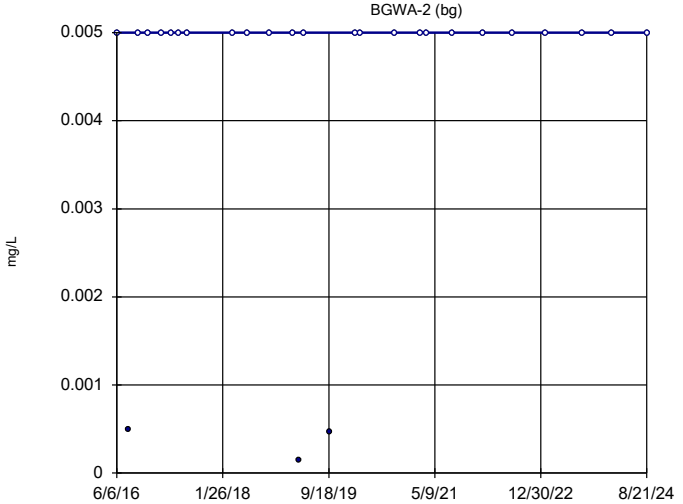

n = 27

Slope = 0 units per year.

Mann-Kendall statistic = 23 critical = 96

Trend not significant at 95% confidence level (α = 0.025 per tail).

Constituent: Cobalt Analysis Run 10/15/2024 10:25 AM View: Appendix IV Trend Tests
Plant Bowen Client: Southern Company Data: Bowen AP-1

Sanitas™ v.10.0.22 Software licensed to Groundwater Stats Consulting. UG
Hollow symbols indicate censored values.

Sen's Slope Estimator

BGWA-29 (bg)

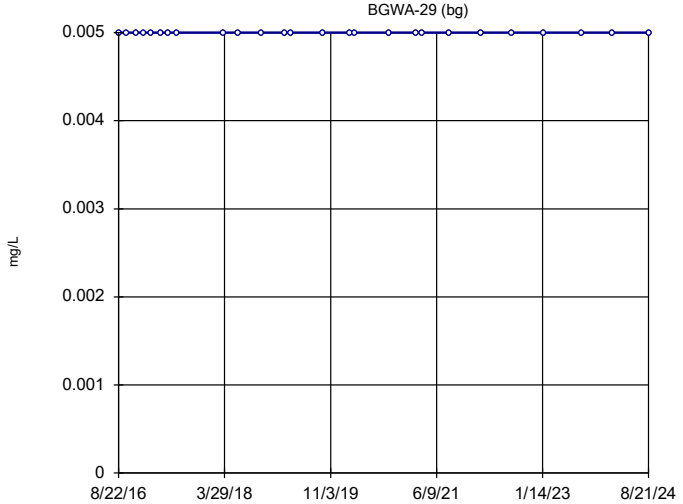

n = 26

Slope = 0 units per year.

Mann-Kendall statistic = 0 critical = 90

Trend not significant at 95% confidence level (α = 0.025 per tail).

Constituent: Cobalt Analysis Run 10/15/2024 10:25 AM View: Appendix IV Trend Tests
Plant Bowen Client: Southern Company Data: Bowen AP-1

Sanitas™ v.10.0.22 Software licensed to Groundwater Stats Consulting. UG
Hollow symbols indicate censored values.

Sen's Slope Estimator

BGWA-33 (bg)

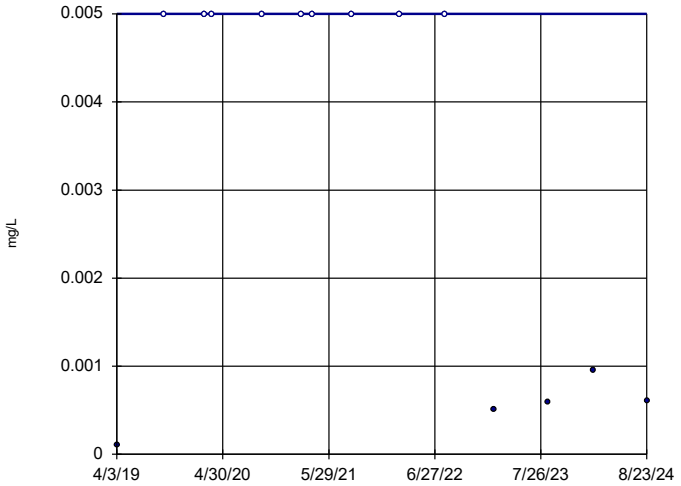

n = 14

Slope = 0 units per year.

Mann-Kendall statistic = -19
critical = -37

Trend not significant at 95% confidence level (α = 0.025 per tail).

Constituent: Cobalt Analysis Run 10/15/2024 10:25 AM View: Appendix IV Trend Tests
Plant Bowen Client: Southern Company Data: Bowen AP-1

Sanitas™ v.10.0.22 Software licensed to Groundwater Stats Consulting. UG
Hollow symbols indicate censored values.

Sen's Slope Estimator

BGWA-47D (bg)

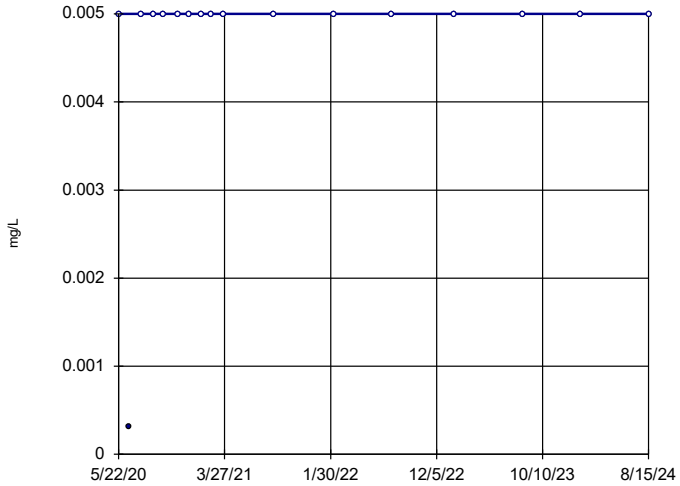

n = 17

Slope = 0 units per year.

Mann-Kendall statistic = 14
critical = 49

Trend not significant at 95% confidence level (α = 0.025 per tail).

Constituent: Cobalt Analysis Run 10/15/2024 10:25 AM View: Appendix IV Trend Tests
Plant Bowen Client: Southern Company Data: Bowen AP-1

Sanitas™ v.10.0.22 Software licensed to Groundwater Stats Consulting. UG
Hollow symbols indicate censored values.

Sen's Slope Estimator

BGWA-48D (bg)

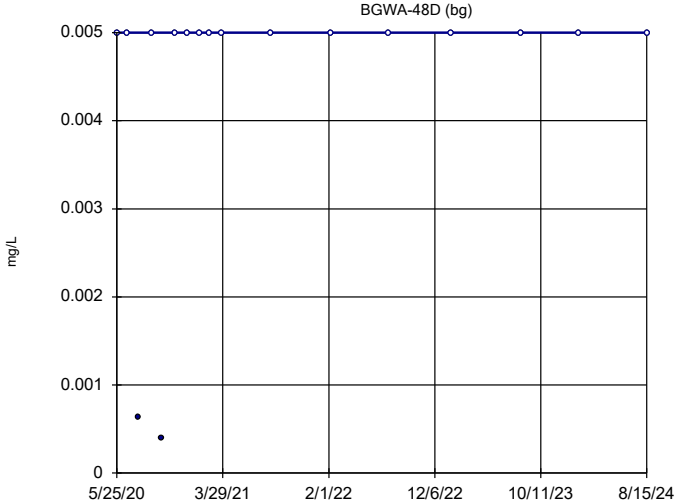

n = 17

Slope = 0 units per year.

Mann-Kendall statistic = 19
critical = 49

Trend not significant at 95% confidence level (α = 0.025 per tail).

Constituent: Cobalt Analysis Run 10/15/2024 10:25 AM View: Appendix IV Trend Tests
Plant Bowen Client: Southern Company Data: Bowen AP-1

Sanitas™ v.10.0.22 Software licensed to Groundwater Stats Consulting. UG
Hollow symbols indicate censored values.

Sen's Slope and 95% Confidence Band

BGWC-16

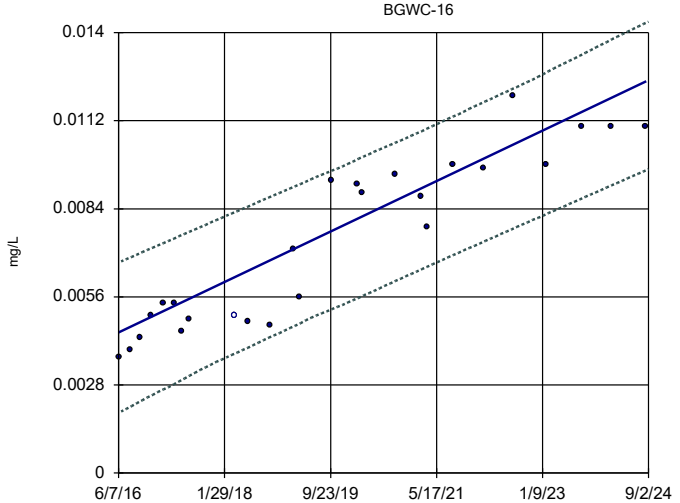

n = 26

Slope = 0.0009731 units per year.

Mann-Kendall statistic = 245
critical = 90

Increasing trend significant at 95% confidence level (α = 0.025 per tail).

Constituent: Cobalt Analysis Run 10/15/2024 10:25 AM View: Appendix IV Trend Tests
Plant Bowen Client: Southern Company Data: Bowen AP-1

Sanitas™ v.10.0.22 Software licensed to Groundwater Stats Consulting. UG

Sen's Slope and 95% Confidence Band

BGWC-22

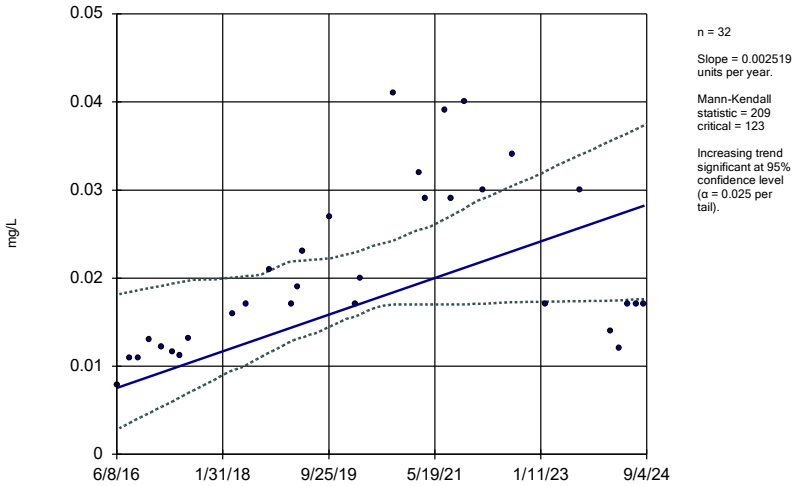

n = 32

Slope = 0.002519 units per year.

Mann-Kendall statistic = 209 critical = 123

Increasing trend significant at 95% confidence level (α = 0.025 per tail).

Constituent: Cobalt Analysis Run 10/15/2024 10:25 AM View: Appendix IV Trend Tests

Plant Bowen Client: Southern Company Data: Bowen AP-1

Sanitas™ v.10.0.22 Software licensed to Groundwater Stats Consulting. UG

Hollow symbols indicate censored values.

Sen's Slope Estimator

BGWA-2 (bg)

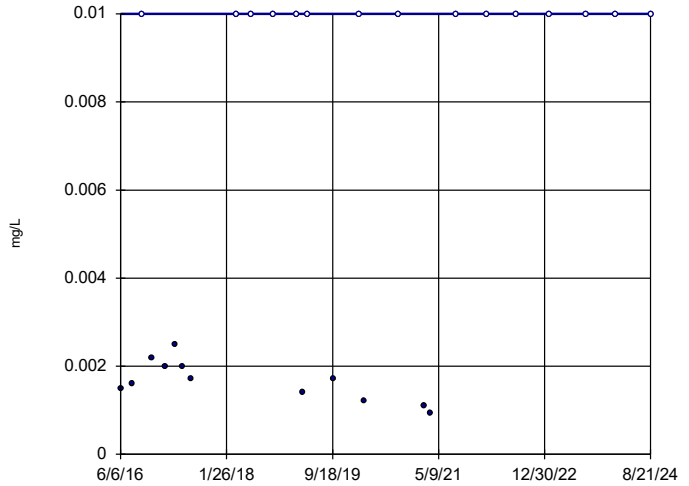

n = 27

Slope = 0 units per year.

Mann-Kendall statistic = 70 critical = 96

Trend not significant at 95% confidence level (α = 0.025 per tail).

Constituent: Molybdenum Analysis Run 10/15/2024 10:25 AM View: Appendix IV Trend Tests

Plant Bowen Client: Southern Company Data: Bowen AP-1

Sanitas™ v.10.0.22 Software licensed to Groundwater Stats Consulting. UG

Hollow symbols indicate censored values.

Sen's Slope Estimator

BGWA-29 (bg)

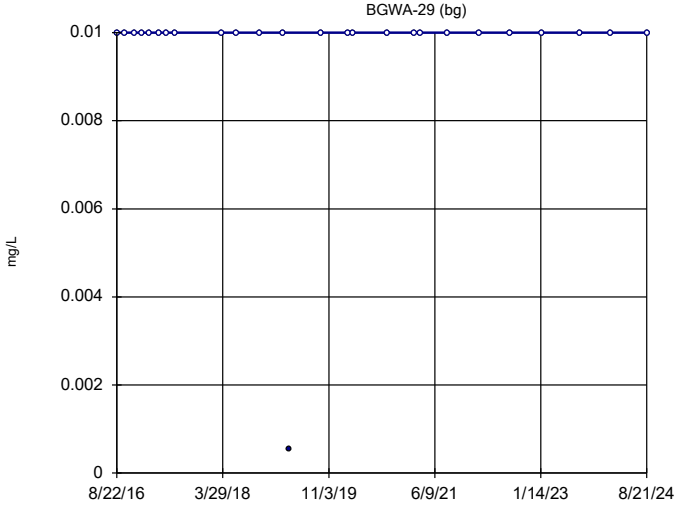

n = 26

Slope = 0 units per year.

Mann-Kendall statistic = 1 critical = 90

Trend not significant at 95% confidence level (α = 0.025 per tail).

Constituent: Molybdenum Analysis Run 10/15/2024 10:25 AM View: Appendix IV Trend Tests

Plant Bowen Client: Southern Company Data: Bowen AP-1

Sanitas™ v.10.0.22 Software licensed to Groundwater Stats Consulting. UG

Sen's Slope and 95% Confidence Band

BGWA-33 (bg)

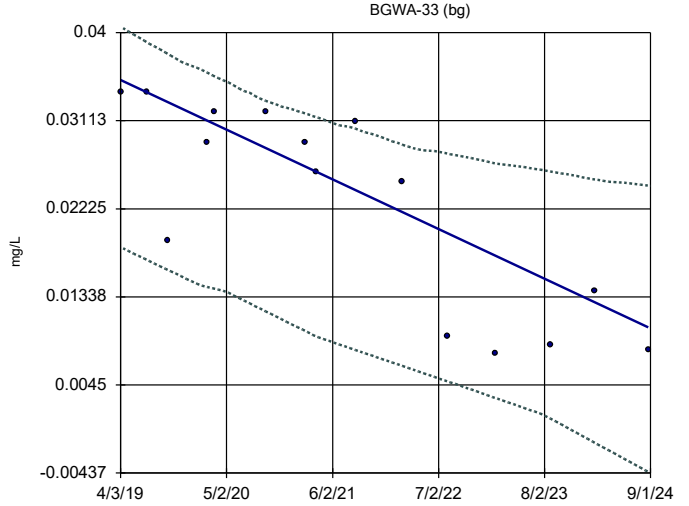

n = 15

Slope = -0.00462 units per year.

Mann-Kendall statistic = -68 critical = -41

Decreasing trend significant at 95% confidence level (α = 0.025 per tail).

Constituent: Molybdenum Analysis Run 10/15/2024 10:25 AM View: Appendix IV Trend Tests

Plant Bowen Client: Southern Company Data: Bowen AP-1

Sanitas™ v.10.0.22 Software licensed to Groundwater Stats Consulting. UG

Hollow symbols indicate censored values.

Sen's Slope Estimator

BGWA-47D (bg)

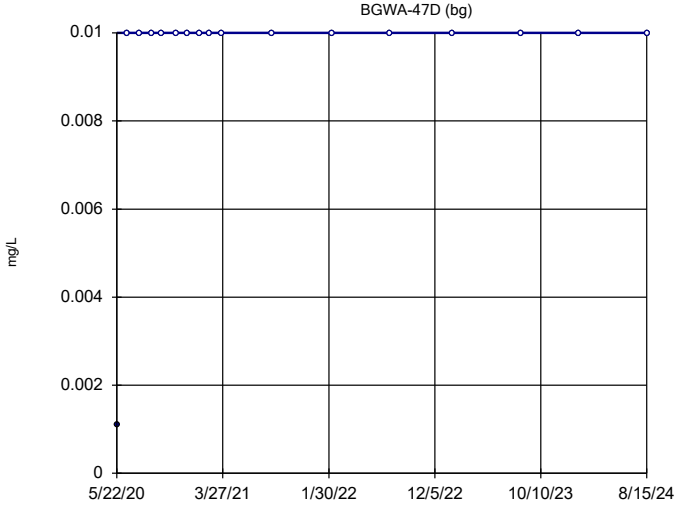

n = 17

Slope = 0 units per year.

Mann-Kendall statistic = 16
critical = 49

Trend not significant at 95% confidence level (α = 0.025 per tail).

Constituent: Molybdenum Analysis Run 10/15/2024 10:25 AM View: Appendix IV Trend Tests

Plant Bowen Client: Southern Company Data: Bowen AP-1

Sanitas™ v.10.0.22 Software licensed to Groundwater Stats Consulting. UG

Sen's Slope Estimator

BGWA-48D (bg)

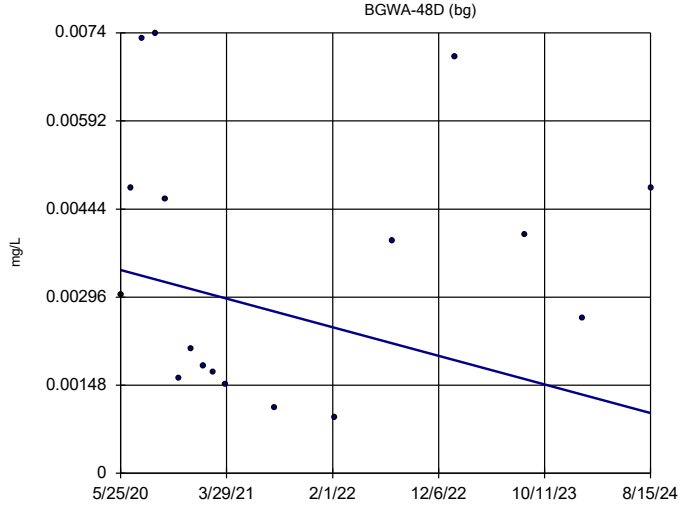

n = 17

Slope = -0.0005681 units per year.

Mann-Kendall statistic = -21
critical = -49

Trend not significant at 95% confidence level (α = 0.025 per tail).

Constituent: Molybdenum Analysis Run 10/15/2024 10:25 AM View: Appendix IV Trend Tests

Plant Bowen Client: Southern Company Data: Bowen AP-1

Sanitas™ v.10.0.22 Software licensed to Groundwater Stats Consulting. UG

Sen's Slope Estimator

BGWC-43D

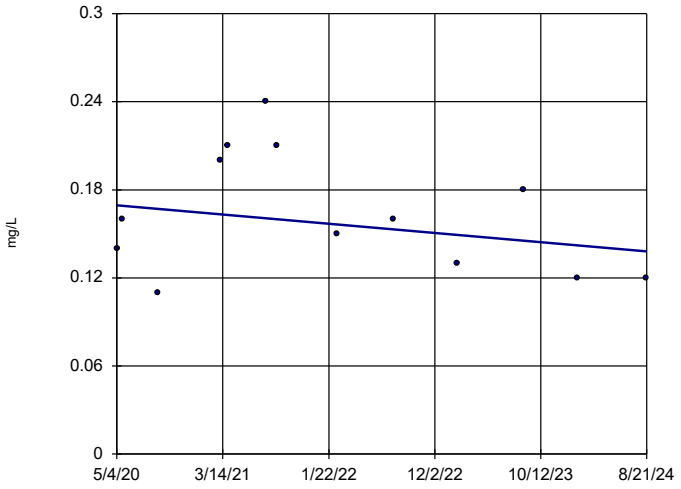

n = 13

Slope = -0.007318 units per year.

Mann-Kendall statistic = -13
critical = -34

Trend not significant at 95% confidence level (α = 0.025 per tail).

Constituent: Molybdenum Analysis Run 10/15/2024 10:25 AM View: Appendix IV Trend Tests

Plant Bowen Client: Southern Company Data: Bowen AP-1

APPENDIX F

Alternate Source Demonstration

Prepared for



Georgia Power Company
241 Ralph McGill Blvd NE
Atlanta, Georgia 30308

ALTERNATE SOURCE DEMONSTRATION ADDENDUM - ARSENIC

PLANT BOWEN ASH POND 1 (AP-1)

Prepared by

Geosyntec consultants

engineers | scientists | innovators

1255 Roberts Boulevard, Suite 200
Kennesaw, Georgia 30144

Project Number GW6581F

March 2024

Georgia Power

ALTERNATE SOURCE DEMONSTRATION ADDENDUM – ARSENIC

Plant Bowen
Ash Pond 1 (AP-1)

March 20, 2024

Martin Crook, P.G.
Project Manager

Whitney Law, P.E.
Program Manager

Certification Statement

Alternate Source Demonstration Addendum - Arsenic
Plant Bowen Ash Pond 1 (AP-1)

This *Alternate Source Demonstration Addendum – Arsenic, Plant Bowen Ash Pond 1 (AP-1)* has been prepared in compliance with the United States Environmental Protection Agency Coal Combustion Residual Rule [40 Code of Federal Regulations 257 Subpart D], specifically 257.95(g)(3)(ii), and the Georgia Environmental Protection Division Rules for Solid Waste Management 391-3-4-.10(6), by a qualified groundwater scientist or engineer with Geosyntec Consultants. I hereby certify that I am a qualified groundwater scientist, in accordance with the Georgia Rules of Solid Waste Management, and 40 CFR Part 258.50(g).



March 20, 2024

Whitney B. Law
Georgia Professional Engineer No. 36641

Date

Geosyntec consultants

TABLE OF CONTENTS

1. INTRODUCTION 1
   - 1.1 Purpose 1
   - 1.2 Summary of 2023 ASD 1
   - 1.3 Summary of ASD Addendum 2
   - 1.4 Site Description 3
   - 1.5 Groundwater Monitoring and Basis of Statistically Significant Levels 3

2. ALTERNATE SOURCE DEMONSTRATION 5
   - 2.1 Corrected Arsenic Confidence Interval Below the GWPS 5
   - 2.2 Presence of a Statistically Significant Decreasing Arsenic Trend 6
   - 2.3 Arsenic Concentrations are below the GWPS 6

3. CONCLUSIONS 7

4. REFERENCES 8

LIST OF TABLES

Table 1 Summary of Groundwater Arsenic Analytical Data for BGWC-37D

LIST OF FIGURES

Figure 1 Site Location Map
Figure 2 Monitoring Well Network Map
Figure 3 Time Series Plot for As in BGWC-37D

LIST OF APPENDICES

Appendix A GSC-provided revised Statistical Analysis Report for the July/August 2022 Monitoring Event
Appendix B January/February 2024 Statistical Evaluation of As in BGWC-37D
Appendix C Trend Analysis for As in BGWC-37D

LIST OF ACRONYMS

ACM	assessment of corrective measures
AP	ash pond
As	arsenic
ASD	alternate source demonstration
CCR	Coal Combustion Residual
CFR	Code of Federal Regulations
GA EPD	Georgia Environmental Protection Division
Georgia Power	Georgia Power Company
GWPS	groundwater protection standard
LCL	lower confidence limit
mg/L	milligrams per liter
Mo	molybdenum
NOI	Notice of Intent
PE	professional engineer
PG	professional geologist
SSL	statistically significant level
USEPA	United States Environmental Protection Agency

1. INTRODUCTION

1.1 Purpose

This document presents an addendum to the alternate source demonstration (ASD) submitted to the Georgia Environmental Protection Division (GA EPD) on May 1, 2023, for the statistically significant level (SSL) of arsenic (As) above the groundwater protection standard (GWPS) of 0.01 milligrams per liter (mg/L) detected in vertical assessment well BGWC-37D located at the Georgia Power Company (Georgia Power) Plant Bowen (Site) Ash Pond 1 (AP-1). An SSL of As above the GWPS was first identified in BGWC-37D following statistical evaluation of available groundwater data after the July/August 2022 assessment monitoring event; the evaluation was presented in the *Annual Groundwater Monitoring and Corrective Action Report* and submitted to the GA EPD on January 31, 2023 (Geosyntec, 2023). Since submittal of the ASD on May 1, 2023 (GEOS ID#752261), supplemental data have been collected which provide additional evidence that an error in statistical evaluation associated with the inappropriate application of non-parametric confidence limits caused the previously identified SSL of As in BGWC-37D. The supplemental data presented in this ASD Addendum support the conclusions provided in the 2023 ASD.

The 2023 ASD and this ASD Addendum have been prepared pursuant to regulations in Title 40 Code of Federal Regulations (CFR) Part 257 Subpart D [the Federal Coal Combustion Residuals (CCR) Rule], specifically § 257.95(g)(3)(ii), which allows the owner or operator to "demonstrate that a source other than the CCR unit caused the contamination, or that the statistically significant increase resulted from error in sampling, analysis, statistical evaluation, or natural variation in groundwater quality." Moreover, the 2023 ASD and this ASD Addendum also serve as an ASD under the Georgia regulations per Rule 391-3-4-.10(6) of the Georgia Administrative Code, which incorporates § 257.95(g)(3)(ii) by reference.

1.2 Summary of 2023 ASD

As detailed in the 2023 ASD, the SSL of As identified in well BGWC-37D is not associated with a release from AP-1 but is instead caused by an error in statistical evaluation associated with the inappropriate application of non-parametric confidence

limits. Various lines of evidence supporting this conclusion were presented in the prior ASD. Key points are summarized below.

- The initial non-parametric confidence limit identified the SSL of As in BGWC-37D following the July/August 2022 assessment monitoring event. However, in accordance with the United States Environmental Protection Agency (USEPA) *Statistical Analysis of Groundwater Data at RCRA Facilities Unified Guidance* (Unified Guidance) (USEPA, 2009), preparation of non-parametric confidence intervals is only necessary when parametric methods are not applicable. A parametric confidence interval was subsequently determined to be the appropriate statistical approach for evaluating As concentrations in BGWC-37D. Application of the appropriate confidence interval indicates that the lower confidence limit (LCL) is below the GWPS. Therefore, an SSL of As should not have been identified.

- The As groundwater concentrations in BGWC-37D have been decreasing since sampling began in February 2020, and a decreasing concentration trend that is statistically significant at the 99% confidence level has been identified. The most current As concentration, reported for the January/February 2024 assessment monitoring event, is below the established GWPS. This statistically significant decreasing trend is not indicative of a release from AP-1.

1.3 Summary of ASD Addendum

- Once the correct method for determining the confidence interval was applied, the LCL has consistently remained below the GWPS during the past 4 consecutive assessment monitoring events, including the most recent event conducted in January/February 2024.

- Using all of the available As data reported for BGWC-37D between the initial sampling in February 2020 and the most recent assessment monitoring event conducted in January/February 2024, a statistically significant decreasing trend continues to be identified for As.

- The concentrations of As in BGWC-37D have consistently remained below the GWPS during the three most recent consecutive assessment monitoring events[1].

1.4 Site Description

Plant Bowen is a four-unit, coal-fired, electric-generating facility that commenced operations in the 1970s. The plant is located nine miles southwest of Cartersville in Bartow County, Georgia. The plant is bordered by the Etowah River to the north and east, and sparsely populated, forested, rural and industrial land on the south and west (**Figure 1**).

AP-1 at the Site occupies an area of approximately 254 acres. In preparation for AP-1 closure, the plant completed the conversion to dry ash handling in early 2019, and AP-1 no longer receives ash. Georgia Power submitted to GA EPD a notice of intent (NOI) stating that waste stream flows are no longer directed to AP-1, effective December 31, 2020. Georgia Power will close AP-1 by excavation and consolidation of CCR material into an approximately 90-acre lined, multi-cell storage facility situated within the current footprint of AP-1. Closure activities will be conducted in accordance with § 257.102 and corresponding Rule 391-3-4-.10(7)(b). The proposed closure approach provides a source control measure that reduces the potential for migration of CCR constituents to groundwater. Details of the closure approach have been summarized in the Amended Written Closure Plan and published in 2018 to Georgia Power's CCR Rule Compliance website. On February 17, 2022, GA EPD issued a CCR Permit (008-021D(CCR)) for the closure of Plant Bowen AP-1.

1.5 Groundwater Monitoring and Basis of Statistically Significant Levels

Georgia Power initiated an assessment of corrective measures (ACM) program at AP-1 in June 2019. BGWC-37D, shown on **Figure 2**, was installed as a vertical assessment well for detection well BGWC-22 and was sampled for the constituents listed in Appendix III and Appendix IV as part of the ACM activities.

Statistical analysis of the July/August 2022 assessment monitoring groundwater data identified an SSL of As in BGWC-37D in excess of the GWPS. Details of the analysis and supporting data are presented in the *2022 Annual Groundwater Monitoring and Corrective Action Report* (Geosyntec, 2023). However, the SSL was incorrectly

[1] Semiannual assessment monitoring events include January/February 2023, July/August 2023 and January/February 2024.

identified due to an error in statistical evaluation as described in the 2023 ASD and this ASD Addendum.

2. ALTERNATE SOURCE DEMONSTRATION

Based on review of Site information, the SSL of As identified in BGWC-37D is not associated with a release from AP-1 but instead was initially identified due to an error in statistical evaluation (i.e., the inappropriate use of non-parametric confidence interval). This report provides the following information supporting this conclusion.

2.1 Corrected Arsenic Confidence Interval Below the GWPS

In some cases when calculating confidence intervals, the required adjustments to fit the data to a transformed normal distribution result in the LCLs being a negative number. In accordance with the USEPA Unified Guidance, if that occurs non-parametric confidence intervals are used, which are bound by reported high and low measurements within a given well. During calculation of the confidence intervals following the July/August 2022 assessment monitoring event, all confidence intervals for As were inadvertently constructed as non-parametric, rather than on a case-by-case basis. In the case of BGWC-37D, the parametric LCL for As was greater than zero; therefore, the parametric LCL for As should have been compared to the GWPS and found to be below the GWPS. Therefore, the SSL for As should not have been identified.

Three additional semiannual assessment monitoring events were completed following the July/August 2022 assessment monitoring event. Arsenic concentrations were statistically compared to the GWPS using a confidence interval constructed using all the available data, including the most recent monitoring data for BGWC-37D. The confidence intervals constructed using the most current groundwater dataset following each of the additional semiannual assessment monitoring events, including the January/February 2024 assessment monitoring event, do not identify an SSL of As in BGWC-37D.

Statistical Analysis Reports have been provided in the 2022 and 2023 Annual Groundwater Monitoring and Corrective Action Reports (Geosyntec, 2023 and 2024). The GSC-provided revised Statistical Analysis Report for the July/August 2022 monitoring event is included in **Appendix A.** A summary of the confidence interval determined for As in BGWC-37D from the January/February 2024 monitoring event are included in **Appendix B**.

2.2 Presence of a Statistically Significant Decreasing Arsenic Trend

A time series plot for As in BGWC-37D using all of the available As data reported for BGWC-37D between the initial sampling in February 2020 and the most recent assessment monitoring event conducted in January/February 2024 is included as **Figure 3**. As shown on **Figure 3**, the As groundwater concentrations in BGWC-37D have been decreasing since sampling for As began in February 2020. The Sanitas™ groundwater statistical software[2] was used to evaluate the presence of a time-trend for As in BGWC-37D using Sen's method and the statistical significance of the trend was evaluated using a Mann Kendall test. Results are presented in **Appendix C.** Results of the evaluation indicate a decreasing concentration trend that is statistically significant at the 99% confidence level. Based on the presence of a statistically significant trend, it is unlikely an SSL of As would be identified in BGWC-37D.

2.3 Arsenic Concentrations are below the GWPS

A summary of arsenic concentrations detected at BGWC-37D is included in **Table 1**. During each of the three additional semiannual assessment monitoring events completed following the July/August 2022 assessment monitoring event, the concentrations of arsenic detected at BGWC-37D have consistently remained below the GWPS (0.01 mg/L).

[2] Sanitas™ is a decision-support software package that incorporates the statistical tests required of Subtitle C and D facilities by USEPA regulations and guidance as recommended in the USEPA Unified Guidance

3. CONCLUSIONS

Based on the information presented in the 2023 ASD and this ASD Addendum, the SSL of As identified in BGWC-37D is attributed to an error in statistical evaluation and is not due to a release from AP-1:

- Corrected Arsenic Confidence Interval Below the GWPS

  The initial non-parametric confidence interval identified the SSL of As in BGWC-37D following the July/August 2022 groundwater monitoring event. However, application of non-parametric confidence intervals was inappropriate. Application of the appropriate parametric confidence interval indicates the LCL is below the GWPS. Therefore, the identification of an SSL of As was incorrect, and was not due to a release from AP-1.

  More recent monitoring data have been collected since the initial SSL was incorrectly identified. The confidence interval constructed using the most current groundwater data sets, including the January/February 2024 assessment monitoring event, also do not identify an SSL of As in BGWC-37D.

- Presence of a Statistically Significant Decreasing Arsenic Trend

  Evaluation of the most recent assessment monitoring results from January/February 2024 identified a statistically significant decreasing trend in As concentration at the 99% confidence level for BGWC-37D, which is also not indicative of a release from AP-1.

- Three Most Recent Monitoring Events Below GWPS

  The concentrations of As have consistently remained below the GWPS in BGWC-37D for each of the three most recent semiannual assessment monitoring events.

A copy of the ASD Addendum will be provided as an appendix to the 2024 Semiannual Groundwater Monitoring and Corrective Action Report due to GA EPD in August 2024.

4. REFERENCES

Geosyntec Consultants (2023). *2022 Annual Groundwater Monitoring and Corrective Action Report, Georgia Power Company, Plant Bowen, Ash Pond 1 (AP-1).* January 2023.

Geosyntec Consultants (2024). *2023 Annual Groundwater Monitoring and Corrective Action Report, Georgia Power Company, Plant Bowen, Ash Pond 1 (AP-1).* January 2024.

Sanitas: Groundwater Statistical Software, v. 9.6.26, 2018. Sanitas Technologies©, Boulder, Colorado.

USEPA (2009). *Statistical Analysis of Groundwater Monitoring Data at RCRA Facilities, Unified Guidance*. Office of Resource Conservation and Recovery – Program Implementation and Information Division. March 2009.

TABLES

Table 1

Summary of Groundwater Arsenic Analytical Data for BGWC-37D
Plant Bowen AP-1, Bartow County, Georgia

Sample Date	Units	GWPS [1]	Arsenic
2/25/2020	mg/L	0.01	0.04
3/24/2020	mg/L	0.01	0.028
9/25/2020	mg/L	0.01	0.033
2/22/2021	mg/L	0.01	0.019
3/26/2021	mg/L	0.01	0.013
8/20/2021	mg/L	0.01	0.014
2/17/2022	mg/L	0.01	0.011
7/28/2022	mg/L	0.01	0.013
1/30/2023	mg/L	0.01	0.0074
8/24/2023	mg/L	0.01	0.0086
2/7/2024	mg/L	0.01	0.0075

Notes:

GWPS = Groundwater Protection Standard

mg/L = milligrams per liter

(1) Under 40 CFR 257.95(h)(1-3) the GWPS is: (i) the maximum contaminant level (MCL) established under §§141.62 and 141.66 of this title; (ii) where an MCL has not been established a rule-specific GWPS; or (iii) background levels for constituents where the background level is higher than the MCL or rule-specified GWPS.

FIGURES

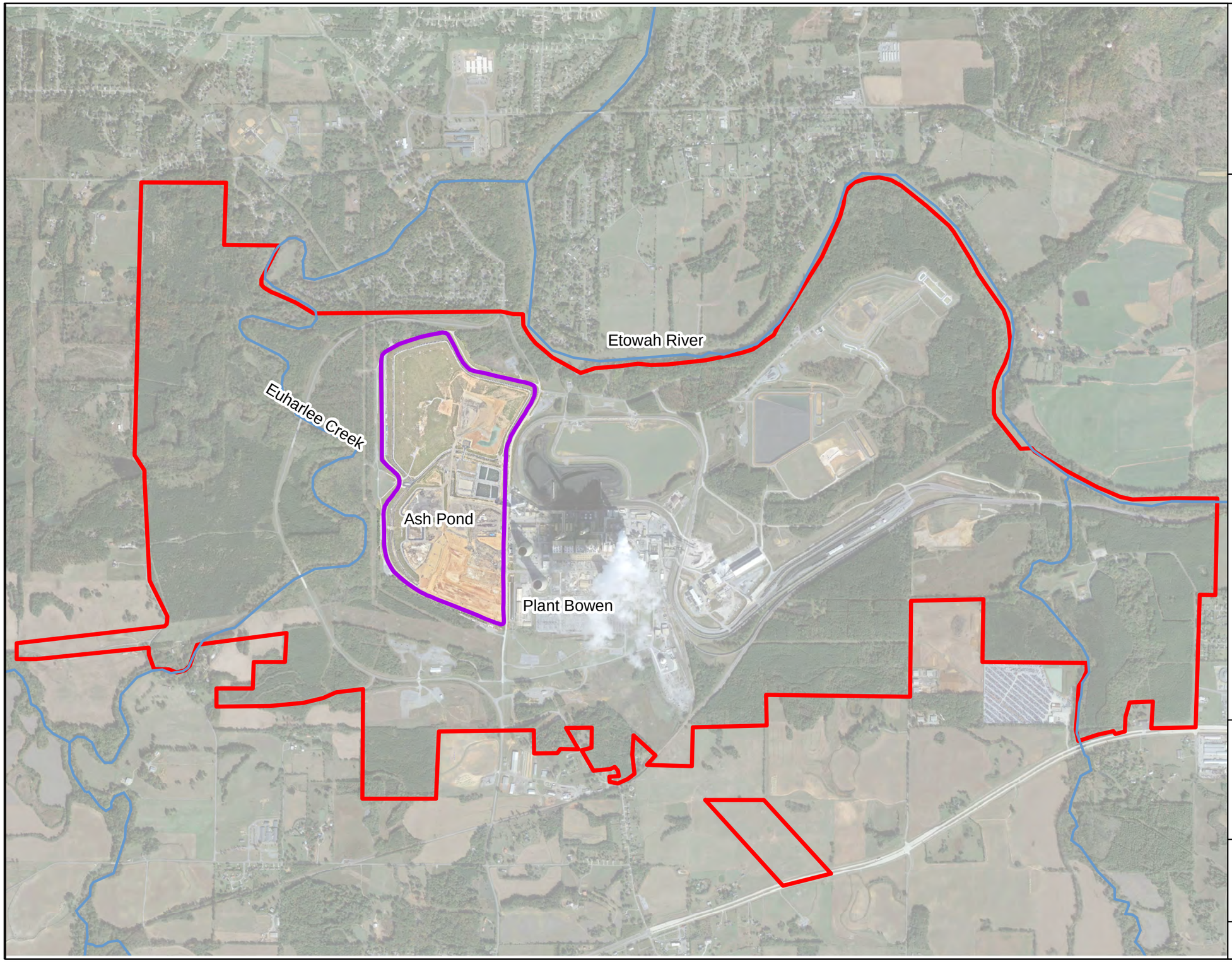

N

LEGEND

- Approximate Site Boundary
- Approximate AP-1 Boundary
- River or Stream



Note:
1. Aerial photograph source: Google Earth Pro, November 2019 and Georgia Power Company, July 2023.

0 900 1,800 3,600
Feet

SITE LOCATION MAP

GEORGIA POWER COMPANY
PLANT BOWEN AP-1
BARTOW COUNTY, GEORGIA

Prepared For: Georgia Power

Prepared By: Geosyntec consultants

KENNESAW, GA | MARCH 2024

FIGURE 1

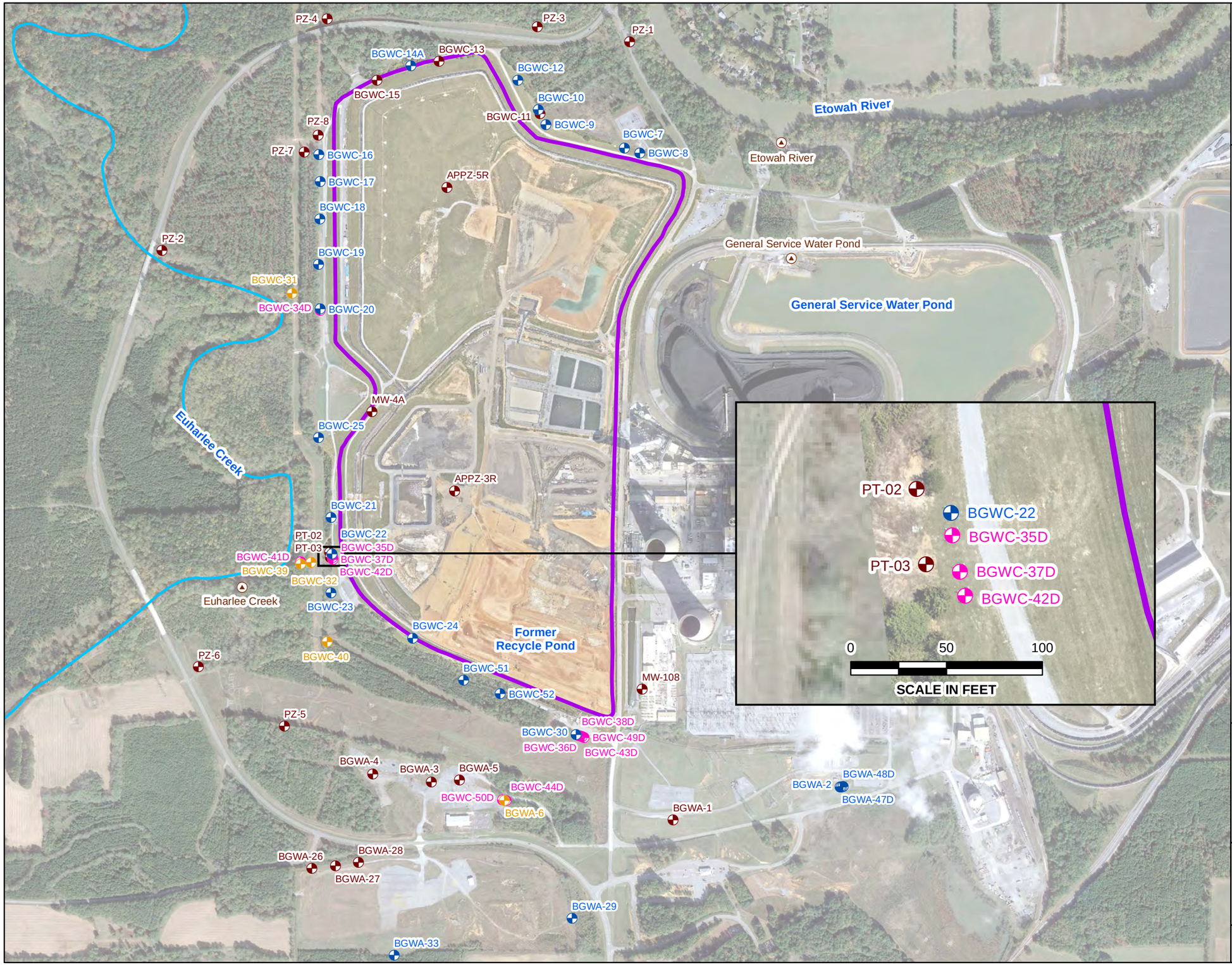

LEGEND

- Detection Monitoring Well
- Horizontal Assessment Monitoring Well
- Vertical Assessment Monitoring Well
- Piezometer
- Surface Water Transducer
- Approximate AP-1 Boundary
- Euharlee Creek

Notes:
1. All wells and piezometers presented are screeened within the weathered fractured bedrock.
2. Aerial photograph source: Google Earth Pro, November 2019 and Georgia Power Company, July 2023.

0 400 800 1,600 Feet

MONITORING WELL NETWORK MAP

GEORGIA POWER COMPANY
PLANT BOWEN AP-1
BARTOW COUNTY, GEORGIA

Prepared For: Georgia Power

Prepared By: Geosyntec consultants

KENNESAW, GA | MARCH 2024

FIGURE 2

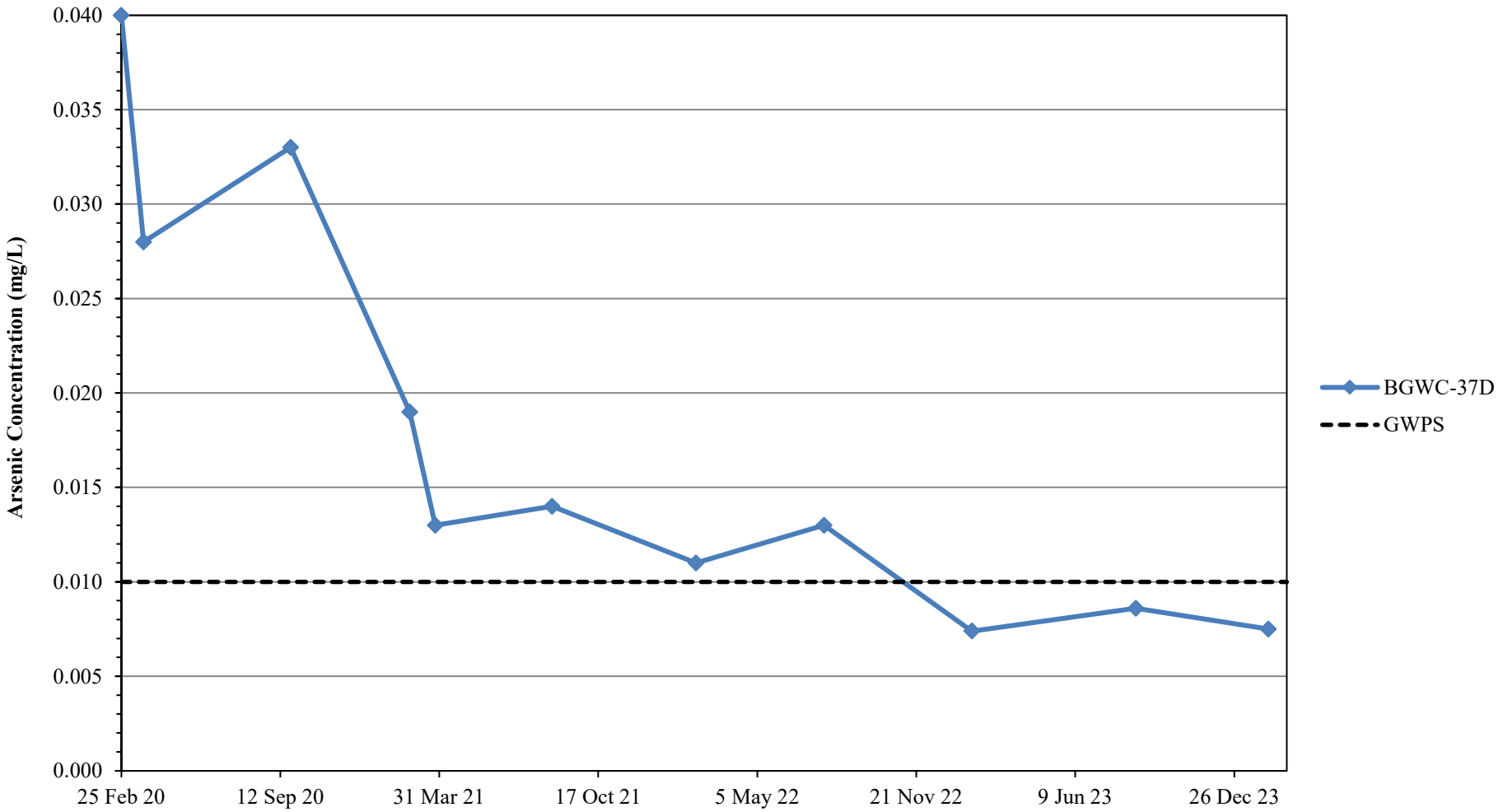

Note:
1. The Groundwater Protection Standard (GWPS) for arsenic is 0.010 mg/L.

TIME SERIES PLOT FOR AS IN BGWC-37D
GEORGIA POWER COMPANY
PLANT BOWEN AP-1
BARTOW COUNTY, GEORGIA

Geosyntec consultants

KENNESAW, GA | MARCH 2024

FIGURE 3

APPENDIX A

GSC-provided revised Statistical Analysis Report for the July/August 2022 Monitoring Event

GROUNDWATER STATS CONSULTING

April 18, 2023

Southern Company Services
Attn: Ms. Kristen Jurinko
241 Ralph McGill Blvd NE, Bin 10160
Atlanta, Georgia 30308

Re: Plant Bowen Ash Pond 1 (AP-1)
July/August 2022 Sample Event

Dear Ms. Jurinko,

Groundwater Stats Consulting, formerly the statistical consulting division of Sanitas Technologies, is pleased to provide the statistical analysis of groundwater data for the Groundwater Detection and Assessment Monitoring Semi-Annual July/August 2022 sample event for Georgia Power Company's Plant Bowen AP-1. The analysis complies with the federal rule for the Disposal of Coal Combustion Residuals (CCR) from Electric Utilities (CCR Rule, 2015), the Georgia Environmental Protection Division (EPD) Rules for Solid Waste Management Chapter 391-3-4-.10, and follows the United States Environmental Protection Agency (USEPA) Unified Guidance (2009).

Sampling for the Appendix III and IV parameters began in 2016, and at least 8 background samples were collected at each of the groundwater monitoring wells with exceptions noted below. All wells were sampled most recently in July/August 2022, except for well BGWC-24, which includes resamples collected in October 2022 as described below. Sampling is conducted on a semi-annual basis for all constituents. A list of all parameters is provided below.

The monitoring well network, as provided by Southern Company Services, consists of the following:

- **Upgradient well:** BGWA-2, BGWA-29, BGWA-33, BGWA-47D, and BGWA-48D

- **Downgradient wells:** BGWC-7, BGWC-8, BGWC-9, BGWC-10, BGWC-12, BGWC-14A, BGWC-16, BGWC-17, BGWC-18, BGWC-19, BGWC-20, BGWC-21, BGWC-22, BGWC-23, BGWC-24, BGWC-25, BGWC-30, BGWC-51, and BGWC-52
- **Assessment wells:** BGWA-6, BGWC-31, BGWC-32, BGWC-34D, BGWC-35D, BGWC-36D, BGWC-37D, BGWC-38D, BGWC-39, BGWC-40, BGWC-41D, BGWC-42D, BGWC-43D, BGWC-44D, BGWC-49D, and BGWC-50D

Sampling for upgradient well BGWA-33 began in April 2019 and for upgradient wells BGWA-47D and BGWA-48D in May 2020. Data from these wells are pooled with upgradient wells for construction of interwell statistical limits. Downgradient wells BGWC-51 and BGWC-52 were first sampled in January 2021 and currently have a maximum of 6 samples; therefore, these wells are evaluated with confidence intervals for Appendix IV constituents, which require a minimum of 4 samples. Data at these wells will be evaluated for the Appendix III constituents when a minimum of 8 background samples have been collected.

Sampling for assessment wells started at various dates ranging from June 2016 to March 2021 as listed below:

- June 2016 - BGWA-6
- October 2018 - BGWC-31, BGWC-32, BGWC-34D, BGWC-35D, and BGWC-36D
- May 2019 - BGWC-37D and BGWC-38D
- December 2019 - BGWC-39 and BGWC-40
- May 2020 - BGWC-41D, BGWC-42D, BGWC-43D, and BGWC-44D
- March 2021 – BGWC-49D and BGWC-50D

Data from assessment wells are analyzed using confidence intervals for Appendix IV constituents when a minimum of 4 samples are available as mentioned above. Currently assessment wells BGWC-49D and BGWC-50D have the required minimum and, therefore, are evaluated using confidence intervals. Data from all assessment wells are plotted on the time series graphs and box plots.

Data were sent electronically to Groundwater Stats Consulting, and the statistical analysis was reviewed by Andrew Collins, Project Manager for Groundwater Stats Consulting.

The CCR program consists of the following constituents listed below. The terms "constituent" and "parameter" are interchangeable.

- **Appendix III** (Detection Monitoring) **-** boron, calcium, chloride, fluoride, pH, sulfate, and TDS
- **Appendix IV** (Assessment Monitoring) **–** antimony, arsenic, barium, beryllium, cadmium, chromium, cobalt, combined radium 226 + 228, fluoride, lead, lithium, mercury, molybdenum, selenium, and thallium

Note that when there are no detections present in downgradient wells for a given constituent, statistical analyses are not required. A summary of Appendix IV downgradient and assessment well/constituent pairs with 100% non-detects follows this letter. For all constituents, a substitution of the most recent reporting limit is used for non-detect data which generally gives the most conservative limit in each case. In the time series plots, a single reporting limit substitution is used across all wells for a given parameter since the wells are plotted as a group.

While upgradient well BGWA-33 was not sampled for combined radium 226 + 228 during the July/August 2022 sample event, historical data are included with pooled upgradient well data for the construction of interwell tolerance limits. Additionally, spurious values were noted for well BGWC-24 during the July/August 2022; therefore, resamples for all constituents at this well, with the exception of combined radium 226 + 228, were collected in October 2022. Any values from the July/August 2022 sample event that were uncharacteristic of existing concentrations at well BGWC-24 were flagged as outliers.

Time series plots for Appendix III and IV parameters at all wells are provided for the purpose of screening data at these wells (Figure A). Additionally, a separate section of box plots is included for all constituents at upgradient and downgradient wells (Figure B). The time series plots are used to initially screen for suspected outliers and trends, while the box plots provide visual representation of variation within individual wells and between all wells. Values in background which have been flagged as outliers may be seen in a lighter font and as a disconnected symbol on the graphs. A summary of flagged outliers follows this report (Figure C).

Based on the previous screening, data at all wells for constituents detected in downgradient wells were evaluated for the following: 1) outliers; 2) trends; 3) most appropriate statistical method based on site characteristics of groundwater data upgradient of the facility; and 4) eligibility of downgradient wells when intrawell statistical methods are recommended. Power curves were provided with the 2017 screening to demonstrate that the selected statistical methods for Appendix III parameters comply with the USEPA Unified Guidance. The EPA suggests the selected statistical method should provide at least 55% power at 3 standard deviations or at least 80% power at 4 standard deviations.

The original background screening was conducted in 2017 by MacStat Consulting. Values identified as outliers were flagged in the database and excluded prior to construction of statistical limits. Interwell prediction limits, combined with a 1-of-2 resample plan, were recommended.

Interwell tests, which compare downgradient well data to statistical limits constructed from pooled upgradient well data, are appropriate when average concentrations are similar across upgradient wells. Intrawell tests, which compare compliance data from a single well to screened historical data within the same well, are appropriate when upgradient wells exhibit spatial variation; when statistical limits constructed from upgradient wells would not be conservative from a regulatory perspective; and when downgradient water quality is unimpacted compared to upgradient water quality for the same parameter. While data were further tested for intrawell eligibility during the screening, interwell methods are used for all Appendix III constituents in accordance with Georgia EPD requirements.

Summary of Statistical Methods – Appendix III and IV Parameters

Based on the evaluation for state and federal regulatory requirements, the following methods were selected for Appendix III and IV constituents:

- Appendix III: Interwell prediction limits, combined with a 1-of-2 resample plan, for each Appendix III constituent
- Appendix IV: Confidence intervals on downgradient well data compared against Groundwater Protection Standards (GWPS) for each Appendix IV constituent

The distribution of data is tested using the Shapiro-Wilk/Shapiro-Francia test for normality. Parametric prediction limits (or tolerance limits or confidence intervals as applicable) are utilized when the screened historical data follow a normal or transformed-normal distribution. When data cannot be normalized or the majority of data are non-detects, a nonparametric test is utilized. While the false positive rate associated with the parametric prediction limits is based on an annual 10% (5% per semi-annual event) as recommended by the EPA Unified Guidance (2009), the false positive rate associated with the nonparametric limits is dependent upon the available background sample size, number of future comparisons, and verification resample plan. The following approaches are used for handling non-detects (USEPA, 2009):

- No statistical analyses are required on wells and analytes containing 100% non-detects (USEPA Unified Guidance, 2009, Chapter 6).

- When data contain <15% non-detects in background, simple substitution of one-half the reporting limit is utilized in the statistical analysis. The reporting limit utilized for non-detects is the practical quantification limit (PQL) as reported by the laboratory.
- When data contain between 15-50% non-detects, the Kaplan-Meier non-detect adjustment is applied to the background data. This technique adjusts the mean and standard deviation of the historical concentrations to account for concentrations below the reporting limit.
- Nonparametric prediction limits are used on data containing greater than 50% non-detects.

Natural systems continuously evolve due to physical changes made to the environment. Examples include capping a landfill, paving areas near a well, or lining a drainage channel to prevent erosion. Periodic updating of background statistical limits is necessary to accommodate these types of changes. In the interwell case, prediction limits are updated with upgradient well data during each event after careful screening for any new outliers. While this was not required for this report, in some cases, deselecting the earlier portion of data may be necessary prior to construction of limits so that resulting statistical limits are conservative (lower) from a regulatory perspective and capable of rapidly detecting changes in groundwater quality. Even though the data are excluded from the calculation, the values will continue to be reported and shown in tables and graphs.

Statistical Analysis of Appendix III Parameters – July/August 2022

All Appendix III parameters were analyzed using interwell prediction limits. Background (upgradient) well data were re-assessed for potential outliers during this analysis. No new Appendix III values were flagged as an outlier in the database for Appendix III parameters. Values in background which were previously flagged as outliers may be seen in a lighter font and as a disconnected symbol on the graphs. A summary of flagged outliers follows this report (Figure C).

Interwell Prediction Limits

Interwell prediction limits, combined with a 1-of-2 resample plan, were constructed using all historical upgradient well data through July/August 2022 (Figure D). Interwell prediction limits pool upgradient well data to establish a background limit for an individual constituent. The July/August 2022 sample from each downgradient well is compared to the background limit to determine whether initial exceedances are present.

In the event of an initial exceedance of compliance well data, the 1-of-2 resample plan allows for collection of one additional sample to determine whether the initial exceedance is confirmed. When a resample confirms the initial exceedance, a statistically significant increase is identified and further research would be required to identify the cause of the exceedance (i.e., impact from the site, natural variation, or an off-site source). If the resample falls within the statistical limit, the initial exceedance is considered to be a false positive result. Therefore, no exceedance is noted and no further action is necessary. If no resample is collected, the original result is considered a confirmed exceedance. Several prediction limit exceedances were noted for Appendix III parameters and a summary table of the interwell prediction limits follows this letter.

Trend Test Evaluation – Appendix III

When prediction limit exceedances are identified in downgradient wells, data are further evaluated using the Sen's Slope/Mann Kendall trend test at the 99% confidence level to determine whether concentrations are statistically increasing, decreasing, or stable (Figure E). Upgradient wells are included in the trend analyses for all parameters found to exceed their prediction limit in downgradient wells to identify whether similar patterns exist upgradient of the site. Upgradient trends are an indication of natural variability in groundwater unrelated to practices at the site. A summary along with complete graphical results of the trend tests follows this report. Statistically significant trends were noted for the following well/constituent pairs:

Increasing

- Boron: BGWC-12, BGWC-22, BGWC-23, and BGWC-25
- Calcium: BGWA-2 (upgradient), BGWC-12, BGWC-16, BGWC-20, BGWC-22, and BGWC-23
- Chloride: BGWC-10, BGWC-22, and BGWC-23
- Sulfate: BGWA-2 (upgradient), BGWC-12, BGWC-16, and BGWA-47D (upgradient)
- TDS: BGWC-12, BGWC-22, and BGWC-23

Decreasing

- Boron: BGWC-7, BGWC-9, BGWC-18, and BGWC-30
- Chloride: BGWC-9, BGWC-12, BGWC-16, BGWA-29 (upgradient), BGWC-24, and BGWC-30
- pH: BGWC-16, BGWC-24, and BGWA-47D (upgradient)
- Sulfate: BGWC-7, BGWC-9, and BGWC-19
- TDS: BGWC-7 and BGWC-30

Statistical Analysis of Appendix IV Parameters – July/August 2022

For Appendix IV parameters, confidence intervals for each downgradient well/constituent were compared against corresponding Groundwater Protection Standards (GWPS). GWPS were developed as described below. Well/constituent pairs that have 100% non-detects or only trace values below the reporting limits do not require analysis. Data from upgradient wells for Appendix IV parameters are reassessed for outliers during each analysis.

During the previous analysis, a high reporting limit 0.15 mg/L for lithium at wells BGWC-32, BGWC-37D, BGWC-40, and BGWC-42D was flagged in order to maintain statistical limits that are conservative (i.e., lower) from a regulatory perspective. A high reported value of 0.015 mg/L during the July/August 2022 sample event for antimony at downgradient well BGWC-24 was flagged as an outlier. All resamples collected during October 2022 at this well were included in the confidence intervals as discussed earlier. A summary of flagged outliers follows this report (Figure C).

Interwell Upper Tolerance Limits

First, interwell tolerance limits were used to calculate site-specific background limits from all available pooled upgradient well data through August 2022 for Appendix IV constituents (Figure F). Parametric tolerance limits are used when data follow a normal or transformed-normal distribution. When data contained greater than 50% non-detects or did not follow a normal or transformed-normal distribution, non-parametric tolerance limits were used.

Groundwater Protection Standards

The background limits were then used when determining the groundwater protection standard (GWPS) under 40 CFR §257.95(h) and Georgia EPD Rule 391-3-4-.10(6)(a). On July 30, 2018, US EPA revised the Federal CCR rule updating GWPS for cobalt, lead, lithium, and molybdenum as described above in 40 CFR §257.95(h)(2). Effective on February 22, 2022, Georgia EPD incorporated the updated GWPS into the current Georgia EPD Rules for Solid Waste Management 391-3-4-.10(6)(a). In accordance with the updated Rules, the GWPS is:

- The maximum contaminant level (MCL) established under §141.62 and §141.66 of this title

- Where an MCL has not been established for a constituent, Federal and State CCR Rules specify levels for cobalt (0.006 mg/L), lead (0.015 mg/L), lithium (0.040 mg/L), and molybdenum (0.100 mg/L)
- The respective background level for a constituent when the background level is higher than the MCL or Federal CCR Rule identified GWPS

Following Georgia EPD Rule requirements and the Federal CCR requirements, GWPS were established for statistical comparison of Appendix IV constituents for this sample event (Figure G).

Confidence Intervals

To complete the statistical comparison of downgradient well data to GWPS, confidence intervals were constructed for the Appendix IV constituents in each downgradient and assessment well using all available data through July/August 2022.

The Sanitas software was used to calculate both the tolerance limits and the confidence intervals (Figure H). Due to the required transformations to fit the data to a transformed normal distribution, the lower confidence limits resulted in negative numbers for some well/constituent pairs. Therefore, non-parametric confidence intervals, which are bound by reported high and low measurements within a given well, were constructed for these particular cases and may be found at the end of Figure H. This is a more conservative approach in that the lower confidence limit reflects the lowest reported measurement in the data set rather than a negative number.

Confidence intervals were compared to the GWPS prepared as described above. Only when the entire confidence interval is above a GWPS is the downgradient well/constituent pair considered to exceed its respective standard. If there is an exceedance of the GWPS, a statistically significant level (SSL) exceedance is identified. Summaries of the confidence intervals follow this letter and exceedances were identified for the following well/constituent pairs:

- Arsenic: BGWC-34D
- Cobalt: BGWC-22
- Molybdenum: BGWC-43D

Trend Test Evaluation – Appendix IV

Data at wells with confidence interval exceedances are further evaluated using the Sen's Slope/Mann Kendall trend test to determine whether concentrations are statistically

increasing, decreasing, or stable (Figure I). Upgradient wells are included in the trend analyses to identify whether similar patterns exist upgradient of the site for the same constituents. When trends are present in upgradient trends, it is an indication of natural variability in groundwater quality unrelated to practices at the site. A summary of the Appendix IV trend test results follows this letter. A statistically significant increasing trend was identified for the following well/constituent pair:

- Cobalt: BGWC-22

Thank you for the opportunity to assist you in the statistical analysis of groundwater quality for Plant Bowen AP-1. If you have any questions or comments, please feel free to contact us.

For Groundwater Stats Consulting,





Abdul Diane
Groundwater Analyst

Andrew T. Collins
Project Manager

100% Non-Detects: Appendix IV Downgradient & Assessment

Analysis Run 11/15/2022 8:23 PM View: Confidence Intervals
Plant Bowen Client: Southern Company Data: Bowen AP-1

Antimony (mg/L)
BGWA-6, BGWC-12, BGWC-18, BGWC-30, BGWC-39

Beryllium (mg/L)
BGWA-6, BGWC-10, BGWC-14A, BGWC-20, BGWC-21, BGWC-25, BGWC-30, BGWC-31, BGWC-32, BGWC-34D, BGWC-35D, BGWC-37D, BGWC-40, BGWC-41D, BGWC-42D, BGWC-43D, BGWC-44D, BGWC-49D, BGWC-50D, BGWC-7, BGWC-8, BGWC-9

Cadmium (mg/L)
BGWA-6, BGWC-10, BGWC-12, BGWC-21, BGWC-25, BGWC-31, BGWC-32, BGWC-34D, BGWC-35D, BGWC-36D, BGWC-37D, BGWC-40, BGWC-41D, BGWC-42D, BGWC-44D, BGWC-49D, BGWC-50D, BGWC-7, BGWC-8, BGWC-9

Chromium (mg/L)
BGWC-19, BGWC-22, BGWC-34D, BGWC-50D

Cobalt (mg/L)
BGWC-42D, BGWC-44D, BGWC-51

Fluoride (mg/L)
BGWC-31

Lead (mg/L)
BGWC-7

Lithium (mg/L)
BGWC-18, BGWC-19, BGWC-21, BGWC-25, BGWC-31, BGWC-32, BGWC-50D

Mercury (mg/L)
BGWC-21, BGWC-32, BGWC-37D, BGWC-39, BGWC-40, BGWC-41D, BGWC-42D, BGWC-43D, BGWC-49D, BGWC-50D

Molybdenum (mg/L)
BGWC-12, BGWC-16, BGWC-17, BGWC-18

Selenium (mg/L)
BGWC-10, BGWC-25, BGWC-35D, BGWC-37D, BGWC-44D, BGWC-49D, BGWC-50D, BGWC-7

Thallium (mg/L)
BGWC-10, BGWC-21, BGWC-25, BGWC-31, BGWC-37D, BGWC-41D, BGWC-42D, BGWC-44D, BGWC-49D, BGWC-50D, BGWC-8

Interwell Prediction Limits - Significant Results

Plant Bowen Client: Southern Company Data: Bowen AP-1 Printed 11/15/2022, 7:53 PM

Constituent	Well	Upper Lim.	Lower Lim.	Date	Observ.	Sig.	Bg N	Bg Mean	Std. Dev.	%NDs	ND Adj.	Transform	Alpha	Method
Boron (mg/L)	BGWC-10	0.03848	n/a	7/28/2022	0.52	Yes	73	0.1151	0.03777	16.44	Kaplan-Meier	sqrt(x)	0.000396	Param Inter 1 of 2
Boron (mg/L)	BGWC-12	0.03848	n/a	7/27/2022	1.2	Yes	73	0.1151	0.03777	16.44	Kaplan-Meier	sqrt(x)	0.000396	Param Inter 1 of 2
Boron (mg/L)	BGWC-14A	0.03848	n/a	7/26/2022	1.3	Yes	73	0.1151	0.03777	16.44	Kaplan-Meier	sqrt(x)	0.000396	Param Inter 1 of 2
Boron (mg/L)	BGWC-16	0.03848	n/a	7/27/2022	1.7	Yes	73	0.1151	0.03777	16.44	Kaplan-Meier	sqrt(x)	0.000396	Param Inter 1 of 2
Boron (mg/L)	BGWC-17	0.03848	n/a	7/27/2022	1.2	Yes	73	0.1151	0.03777	16.44	Kaplan-Meier	sqrt(x)	0.000396	Param Inter 1 of 2
Boron (mg/L)	BGWC-18	0.03848	n/a	7/27/2022	0.53	Yes	73	0.1151	0.03777	16.44	Kaplan-Meier	sqrt(x)	0.000396	Param Inter 1 of 2
Boron (mg/L)	BGWC-19	0.03848	n/a	7/27/2022	0.43	Yes	73	0.1151	0.03777	16.44	Kaplan-Meier	sqrt(x)	0.000396	Param Inter 1 of 2
Boron (mg/L)	BGWC-20	0.03848	n/a	7/27/2022	3.8	Yes	73	0.1151	0.03777	16.44	Kaplan-Meier	sqrt(x)	0.000396	Param Inter 1 of 2
Boron (mg/L)	BGWC-22	0.03848	n/a	8/2/2022	21.5	Yes	73	0.1151	0.03777	16.44	Kaplan-Meier	sqrt(x)	0.000396	Param Inter 1 of 2
Boron (mg/L)	BGWC-23	0.03848	n/a	8/1/2022	14.8	Yes	73	0.1151	0.03777	16.44	Kaplan-Meier	sqrt(x)	0.000396	Param Inter 1 of 2
Boron (mg/L)	BGWC-24	0.03848	n/a	10/21/2022	19.7	Yes	73	0.1151	0.03777	16.44	Kaplan-Meier	sqrt(x)	0.000396	Param Inter 1 of 2
Boron (mg/L)	BGWC-25	0.03848	n/a	7/27/2022	0.051	Yes	73	0.1151	0.03777	16.44	Kaplan-Meier	sqrt(x)	0.000396	Param Inter 1 of 2
Boron (mg/L)	BGWC-30	0.03848	n/a	8/1/2022	2.7	Yes	73	0.1151	0.03777	16.44	Kaplan-Meier	sqrt(x)	0.000396	Param Inter 1 of 2
Boron (mg/L)	BGWC-7	0.03848	n/a	7/28/2022	1.1	Yes	73	0.1151	0.03777	16.44	Kaplan-Meier	sqrt(x)	0.000396	Param Inter 1 of 2
Boron (mg/L)	BGWC-8	0.03848	n/a	7/26/2022	0.052	Yes	73	0.1151	0.03777	16.44	Kaplan-Meier	sqrt(x)	0.000396	Param Inter 1 of 2
Boron (mg/L)	BGWC-9	0.03848	n/a	7/26/2022	0.47	Yes	73	0.1151	0.03777	16.44	Kaplan-Meier	sqrt(x)	0.000396	Param Inter 1 of 2
Calcium (mg/L)	BGWC-12	117	n/a	7/27/2022	175	Yes	73	n/a	n/a	0	n/a	n/a	0.000353	NP Inter (normality) 1 of 2
Calcium (mg/L)	BGWC-14A	117	n/a	7/26/2022	185	Yes	73	n/a	n/a	0	n/a	n/a	0.000353	NP Inter (normality) 1 of 2
Calcium (mg/L)	BGWC-16	117	n/a	7/27/2022	194	Yes	73	n/a	n/a	0	n/a	n/a	0.000353	NP Inter (normality) 1 of 2
Calcium (mg/L)	BGWC-20	117	n/a	7/27/2022	284	Yes	73	n/a	n/a	0	n/a	n/a	0.000353	NP Inter (normality) 1 of 2
Calcium (mg/L)	BGWC-22	117	n/a	8/2/2022	717	Yes	73	n/a	n/a	0	n/a	n/a	0.000353	NP Inter (normality) 1 of 2
Calcium (mg/L)	BGWC-23	117	n/a	8/1/2022	559	Yes	73	n/a	n/a	0	n/a	n/a	0.000353	NP Inter (normality) 1 of 2
Calcium (mg/L)	BGWC-24	117	n/a	10/21/2022	600	Yes	73	n/a	n/a	0	n/a	n/a	0.000353	NP Inter (normality) 1 of 2
Calcium (mg/L)	BGWC-7	117	n/a	7/28/2022	136	Yes	73	n/a	n/a	0	n/a	n/a	0.000353	NP Inter (normality) 1 of 2
Chloride (mg/L)	BGWC-10	9.144	n/a	7/28/2022	30	Yes	72	1.861	0.5413	0	None	sqrt(x)	0.000396	Param Inter 1 of 2
Chloride (mg/L)	BGWC-12	9.144	n/a	7/27/2022	16.2	Yes	72	1.861	0.5413	0	None	sqrt(x)	0.000396	Param Inter 1 of 2
Chloride (mg/L)	BGWC-14A	9.144	n/a	7/26/2022	19.6	Yes	72	1.861	0.5413	0	None	sqrt(x)	0.000396	Param Inter 1 of 2
Chloride (mg/L)	BGWC-16	9.144	n/a	7/27/2022	23.1	Yes	72	1.861	0.5413	0	None	sqrt(x)	0.000396	Param Inter 1 of 2
Chloride (mg/L)	BGWC-17	9.144	n/a	7/27/2022	43.2	Yes	72	1.861	0.5413	0	None	sqrt(x)	0.000396	Param Inter 1 of 2
Chloride (mg/L)	BGWC-18	9.144	n/a	7/27/2022	14.9	Yes	72	1.861	0.5413	0	None	sqrt(x)	0.000396	Param Inter 1 of 2
Chloride (mg/L)	BGWC-20	9.144	n/a	7/27/2022	169	Yes	72	1.861	0.5413	0	None	sqrt(x)	0.000396	Param Inter 1 of 2
Chloride (mg/L)	BGWC-22	9.144	n/a	8/2/2022	828	Yes	72	1.861	0.5413	0	None	sqrt(x)	0.000396	Param Inter 1 of 2
Chloride (mg/L)	BGWC-23	9.144	n/a	8/1/2022	794	Yes	72	1.861	0.5413	0	None	sqrt(x)	0.000396	Param Inter 1 of 2
Chloride (mg/L)	BGWC-24	9.144	n/a	10/21/2022	836	Yes	72	1.861	0.5413	0	None	sqrt(x)	0.000396	Param Inter 1 of 2
Chloride (mg/L)	BGWC-30	9.144	n/a	8/1/2022	114	Yes	72	1.861	0.5413	0	None	sqrt(x)	0.000396	Param Inter 1 of 2
Chloride (mg/L)	BGWC-9	9.144	n/a	7/26/2022	10.9	Yes	72	1.861	0.5413	0	None	sqrt(x)	0.000396	Param Inter 1 of 2
pH (s.u.)	BGWC-16	8.341	6.705	7/27/2022	6.49	Yes	84	57.26	5.773	0	None	x^2	0.000198	Param Inter 1 of 2
pH (s.u.)	BGWC-19	8.341	6.705	7/27/2022	6.55	Yes	84	57.26	5.773	0	None	x^2	0.000198	Param Inter 1 of 2
pH (s.u.)	BGWC-24	8.341	6.705	10/21/2022	6.3	Yes	84	57.26	5.773	0	None	x^2	0.000198	Param Inter 1 of 2
Sulfate (mg/L)	BGWC-10	78	n/a	7/28/2022	105	Yes	72	n/a	n/a	0	n/a	n/a	0.0003615	NP Inter (normality) 1 of 2
Sulfate (mg/L)	BGWC-12	78	n/a	7/27/2022	419	Yes	72	n/a	n/a	0	n/a	n/a	0.0003615	NP Inter (normality) 1 of 2
Sulfate (mg/L)	BGWC-14A	78	n/a	7/26/2022	486	Yes	72	n/a	n/a	0	n/a	n/a	0.0003615	NP Inter (normality) 1 of 2
Sulfate (mg/L)	BGWC-16	78	n/a	7/27/2022	496	Yes	72	n/a	n/a	0	n/a	n/a	0.0003615	NP Inter (normality) 1 of 2
Sulfate (mg/L)	BGWC-17	78	n/a	7/27/2022	118	Yes	72	n/a	n/a	0	n/a	n/a	0.0003615	NP Inter (normality) 1 of 2
Sulfate (mg/L)	BGWC-19	78	n/a	7/27/2022	82.7	Yes	72	n/a	n/a	0	n/a	n/a	0.0003615	NP Inter (normality) 1 of 2
Sulfate (mg/L)	BGWC-20	78	n/a	7/27/2022	617	Yes	72	n/a	n/a	0	n/a	n/a	0.0003615	NP Inter (normality) 1 of 2
Sulfate (mg/L)	BGWC-22	78	n/a	8/2/2022	762	Yes	72	n/a	n/a	0	n/a	n/a	0.0003615	NP Inter (normality) 1 of 2
Sulfate (mg/L)	BGWC-23	78	n/a	8/1/2022	528	Yes	72	n/a	n/a	0	n/a	n/a	0.0003615	NP Inter (normality) 1 of 2
Sulfate (mg/L)	BGWC-24	78	n/a	10/21/2022	389	Yes	72	n/a	n/a	0	n/a	n/a	0.0003615	NP Inter (normality) 1 of 2
Sulfate (mg/L)	BGWC-7	78	n/a	7/28/2022	268	Yes	72	n/a	n/a	0	n/a	n/a	0.0003615	NP Inter (normality) 1 of 2
Sulfate (mg/L)	BGWC-9	78	n/a	7/26/2022	88	Yes	72	n/a	n/a	0	n/a	n/a	0.0003615	NP Inter (normality) 1 of 2
Total Dissolved Solids (mg/L)	BGWC-12	469.5	n/a	7/27/2022	952	Yes	71	14.68	3.248	0	None	sqrt(x)	0.000396	Param Inter 1 of 2
Total Dissolved Solids (mg/L)	BGWC-14A	469.5	n/a	7/26/2022	966	Yes	71	14.68	3.248	0	None	sqrt(x)	0.000396	Param Inter 1 of 2
Total Dissolved Solids (mg/L)	BGWC-16	469.5	n/a	7/27/2022	944	Yes	71	14.68	3.248	0	None	sqrt(x)	0.000396	Param Inter 1 of 2
Total Dissolved Solids (mg/L)	BGWC-20	469.5	n/a	7/27/2022	1370	Yes	71	14.68	3.248	0	None	sqrt(x)	0.000396	Param Inter 1 of 2
Total Dissolved Solids (mg/L)	BGWC-22	469.5	n/a	8/2/2022	3440	Yes	71	14.68	3.248	0	None	sqrt(x)	0.000396	Param Inter 1 of 2
Total Dissolved Solids (mg/L)	BGWC-23	469.5	n/a	8/1/2022	2780	Yes	71	14.68	3.248	0	None	sqrt(x)	0.000396	Param Inter 1 of 2
Total Dissolved Solids (mg/L)	BGWC-24	469.5	n/a	10/21/2022	1610	Yes	71	14.68	3.248	0	None	sqrt(x)	0.000396	Param Inter 1 of 2
Total Dissolved Solids (mg/L)	BGWC-30	469.5	n/a	8/1/2022	582	Yes	71	14.68	3.248	0	None	sqrt(x)	0.000396	Param Inter 1 of 2
Total Dissolved Solids (mg/L)	BGWC-7	469.5	n/a	7/28/2022	732	Yes	71	14.68	3.248	0	None	sqrt(x)	0.000396	Param Inter 1 of 2

Interwell Prediction Limits - All Results

Plant Bowen Client: Southern Company Data: Bowen AP-1 Printed 11/15/2022, 7:53 PM

Constituent	Well	Upper Lim.	Lower Lim.	Date	Observ.	Sig.	Bg N	Bg Mean	Std. Dev.	%NDs	ND Adj.	Transform	Alpha	Method
Boron (mg/L)	**BGWC-10**	**0.03848**	**n/a**	**7/28/2022**	**0.52**	**Yes**	**73**	**0.1151**	**0.03777**	**16.44**	**Kaplan-Meier**	**sqrt(x)**	**0.000396**	**Param Inter 1 of 2**
Boron (mg/L)	**BGWC-12**	**0.03848**	**n/a**	**7/27/2022**	**1.2**	**Yes**	**73**	**0.1151**	**0.03777**	**16.44**	**Kaplan-Meier**	**sqrt(x)**	**0.000396**	**Param Inter 1 of 2**
Boron (mg/L)	**BGWC-14A**	**0.03848**	**n/a**	**7/26/2022**	**1.3**	**Yes**	**73**	**0.1151**	**0.03777**	**16.44**	**Kaplan-Meier**	**sqrt(x)**	**0.000396**	**Param Inter 1 of 2**
Boron (mg/L)	**BGWC-16**	**0.03848**	**n/a**	**7/27/2022**	**1.7**	**Yes**	**73**	**0.1151**	**0.03777**	**16.44**	**Kaplan-Meier**	**sqrt(x)**	**0.000396**	**Param Inter 1 of 2**
Boron (mg/L)	**BGWC-17**	**0.03848**	**n/a**	**7/27/2022**	**1.2**	**Yes**	**73**	**0.1151**	**0.03777**	**16.44**	**Kaplan-Meier**	**sqrt(x)**	**0.000396**	**Param Inter 1 of 2**
Boron (mg/L)	**BGWC-18**	**0.03848**	**n/a**	**7/27/2022**	**0.53**	**Yes**	**73**	**0.1151**	**0.03777**	**16.44**	**Kaplan-Meier**	**sqrt(x)**	**0.000396**	**Param Inter 1 of 2**
Boron (mg/L)	**BGWC-19**	**0.03848**	**n/a**	**7/27/2022**	**0.43**	**Yes**	**73**	**0.1151**	**0.03777**	**16.44**	**Kaplan-Meier**	**sqrt(x)**	**0.000396**	**Param Inter 1 of 2**
Boron (mg/L)	**BGWC-20**	**0.03848**	**n/a**	**7/27/2022**	**3.8**	**Yes**	**73**	**0.1151**	**0.03777**	**16.44**	**Kaplan-Meier**	**sqrt(x)**	**0.000396**	**Param Inter 1 of 2**
Boron (mg/L)	BGWC-21	0.03848	n/a	7/28/2022	0.035J	No	73	0.1151	0.03777	16.44	Kaplan-Meier	sqrt(x)	0.000396	Param Inter 1 of 2
Boron (mg/L)	**BGWC-22**	**0.03848**	**n/a**	**8/2/2022**	**21.5**	**Yes**	**73**	**0.1151**	**0.03777**	**16.44**	**Kaplan-Meier**	**sqrt(x)**	**0.000396**	**Param Inter 1 of 2**
Boron (mg/L)	**BGWC-23**	**0.03848**	**n/a**	**8/1/2022**	**14.8**	**Yes**	**73**	**0.1151**	**0.03777**	**16.44**	**Kaplan-Meier**	**sqrt(x)**	**0.000396**	**Param Inter 1 of 2**
Boron (mg/L)	**BGWC-24**	**0.03848**	**n/a**	**10/21/2022**	**19.7**	**Yes**	**73**	**0.1151**	**0.03777**	**16.44**	**Kaplan-Meier**	**sqrt(x)**	**0.000396**	**Param Inter 1 of 2**
Boron (mg/L)	**BGWC-25**	**0.03848**	**n/a**	**7/27/2022**	**0.051**	**Yes**	**73**	**0.1151**	**0.03777**	**16.44**	**Kaplan-Meier**	**sqrt(x)**	**0.000396**	**Param Inter 1 of 2**
Boron (mg/L)	**BGWC-30**	**0.03848**	**n/a**	**8/1/2022**	**2.7**	**Yes**	**73**	**0.1151**	**0.03777**	**16.44**	**Kaplan-Meier**	**sqrt(x)**	**0.000396**	**Param Inter 1 of 2**
Boron (mg/L)	**BGWC-7**	**0.03848**	**n/a**	**7/28/2022**	**1.1**	**Yes**	**73**	**0.1151**	**0.03777**	**16.44**	**Kaplan-Meier**	**sqrt(x)**	**0.000396**	**Param Inter 1 of 2**
Boron (mg/L)	**BGWC-8**	**0.03848**	**n/a**	**7/26/2022**	**0.052**	**Yes**	**73**	**0.1151**	**0.03777**	**16.44**	**Kaplan-Meier**	**sqrt(x)**	**0.000396**	**Param Inter 1 of 2**
Boron (mg/L)	**BGWC-9**	**0.03848**	**n/a**	**7/26/2022**	**0.47**	**Yes**	**73**	**0.1151**	**0.03777**	**16.44**	**Kaplan-Meier**	**sqrt(x)**	**0.000396**	**Param Inter 1 of 2**
Calcium (mg/L)	BGWC-10	117	n/a	7/28/2022	63	No	73	n/a	n/a	0	n/a	n/a	0.000353	NP Inter (normality) 1 of 2
Calcium (mg/L)	**BGWC-12**	**117**	**n/a**	**7/27/2022**	**175**	**Yes**	**73**	**n/a**	**n/a**	**0**	**n/a**	**n/a**	**0.000353**	**NP Inter (normality) 1 of 2**
Calcium (mg/L)	**BGWC-14A**	**117**	**n/a**	**7/26/2022**	**185**	**Yes**	**73**	**n/a**	**n/a**	**0**	**n/a**	**n/a**	**0.000353**	**NP Inter (normality) 1 of 2**
Calcium (mg/L)	**BGWC-16**	**117**	**n/a**	**7/27/2022**	**194**	**Yes**	**73**	**n/a**	**n/a**	**0**	**n/a**	**n/a**	**0.000353**	**NP Inter (normality) 1 of 2**
Calcium (mg/L)	BGWC-17	117	n/a	7/27/2022	80.9	No	73	n/a	n/a	0	n/a	n/a	0.000353	NP Inter (normality) 1 of 2
Calcium (mg/L)	BGWC-18	117	n/a	7/27/2022	65.9	No	73	n/a	n/a	0	n/a	n/a	0.000353	NP Inter (normality) 1 of 2
Calcium (mg/L)	BGWC-19	117	n/a	7/27/2022	63.2	No	73	n/a	n/a	0	n/a	n/a	0.000353	NP Inter (normality) 1 of 2
Calcium (mg/L)	**BGWC-20**	**117**	**n/a**	**7/27/2022**	**284**	**Yes**	**73**	**n/a**	**n/a**	**0**	**n/a**	**n/a**	**0.000353**	**NP Inter (normality) 1 of 2**
Calcium (mg/L)	BGWC-21	117	n/a	7/28/2022	43.1	No	73	n/a	n/a	0	n/a	n/a	0.000353	NP Inter (normality) 1 of 2
Calcium (mg/L)	**BGWC-22**	**117**	**n/a**	**8/2/2022**	**717**	**Yes**	**73**	**n/a**	**n/a**	**0**	**n/a**	**n/a**	**0.000353**	**NP Inter (normality) 1 of 2**
Calcium (mg/L)	**BGWC-23**	**117**	**n/a**	**8/1/2022**	**559**	**Yes**	**73**	**n/a**	**n/a**	**0**	**n/a**	**n/a**	**0.000353**	**NP Inter (normality) 1 of 2**
Calcium (mg/L)	**BGWC-24**	**117**	**n/a**	**10/21/2022**	**600**	**Yes**	**73**	**n/a**	**n/a**	**0**	**n/a**	**n/a**	**0.000353**	**NP Inter (normality) 1 of 2**
Calcium (mg/L)	BGWC-25	117	n/a	7/27/2022	52.1	No	73	n/a	n/a	0	n/a	n/a	0.000353	NP Inter (normality) 1 of 2
Calcium (mg/L)	BGWC-30	117	n/a	8/1/2022	111	No	73	n/a	n/a	0	n/a	n/a	0.000353	NP Inter (normality) 1 of 2
Calcium (mg/L)	**BGWC-7**	**117**	**n/a**	**7/28/2022**	**136**	**Yes**	**73**	**n/a**	**n/a**	**0**	**n/a**	**n/a**	**0.000353**	**NP Inter (normality) 1 of 2**
Calcium (mg/L)	BGWC-8	117	n/a	7/26/2022	41.8	No	73	n/a	n/a	0	n/a	n/a	0.000353	NP Inter (normality) 1 of 2
Calcium (mg/L)	BGWC-9	117	n/a	7/26/2022	66.3	No	73	n/a	n/a	0	n/a	n/a	0.000353	NP Inter (normality) 1 of 2
Chloride (mg/L)	**BGWC-10**	**9.144**	**n/a**	**7/28/2022**	**30**	**Yes**	**72**	**1.861**	**0.5413**	**0**	**None**	**sqrt(x)**	**0.000396**	**Param Inter 1 of 2**
Chloride (mg/L)	**BGWC-12**	**9.144**	**n/a**	**7/27/2022**	**16.2**	**Yes**	**72**	**1.861**	**0.5413**	**0**	**None**	**sqrt(x)**	**0.000396**	**Param Inter 1 of 2**
Chloride (mg/L)	**BGWC-14A**	**9.144**	**n/a**	**7/26/2022**	**19.6**	**Yes**	**72**	**1.861**	**0.5413**	**0**	**None**	**sqrt(x)**	**0.000396**	**Param Inter 1 of 2**
Chloride (mg/L)	**BGWC-16**	**9.144**	**n/a**	**7/27/2022**	**23.1**	**Yes**	**72**	**1.861**	**0.5413**	**0**	**None**	**sqrt(x)**	**0.000396**	**Param Inter 1 of 2**
Chloride (mg/L)	**BGWC-17**	**9.144**	**n/a**	**7/27/2022**	**43.2**	**Yes**	**72**	**1.861**	**0.5413**	**0**	**None**	**sqrt(x)**	**0.000396**	**Param Inter 1 of 2**
Chloride (mg/L)	**BGWC-18**	**9.144**	**n/a**	**7/27/2022**	**14.9**	**Yes**	**72**	**1.861**	**0.5413**	**0**	**None**	**sqrt(x)**	**0.000396**	**Param Inter 1 of 2**
Chloride (mg/L)	BGWC-19	9.144	n/a	7/27/2022	7.8	No	72	1.861	0.5413	0	None	sqrt(x)	0.000396	Param Inter 1 of 2
Chloride (mg/L)	**BGWC-20**	**9.144**	**n/a**	**7/27/2022**	**169**	**Yes**	**72**	**1.861**	**0.5413**	**0**	**None**	**sqrt(x)**	**0.000396**	**Param Inter 1 of 2**
Chloride (mg/L)	BGWC-21	9.144	n/a	7/28/2022	4.7	No	72	1.861	0.5413	0	None	sqrt(x)	0.000396	Param Inter 1 of 2
Chloride (mg/L)	**BGWC-22**	**9.144**	**n/a**	**8/2/2022**	**828**	**Yes**	**72**	**1.861**	**0.5413**	**0**	**None**	**sqrt(x)**	**0.000396**	**Param Inter 1 of 2**
Chloride (mg/L)	**BGWC-23**	**9.144**	**n/a**	**8/1/2022**	**794**	**Yes**	**72**	**1.861**	**0.5413**	**0**	**None**	**sqrt(x)**	**0.000396**	**Param Inter 1 of 2**
Chloride (mg/L)	**BGWC-24**	**9.144**	**n/a**	**10/21/2022**	**836**	**Yes**	**72**	**1.861**	**0.5413**	**0**	**None**	**sqrt(x)**	**0.000396**	**Param Inter 1 of 2**
Chloride (mg/L)	BGWC-25	9.144	n/a	7/27/2022	6.2	No	72	1.861	0.5413	0	None	sqrt(x)	0.000396	Param Inter 1 of 2
Chloride (mg/L)	**BGWC-30**	**9.144**	**n/a**	**8/1/2022**	**114**	**Yes**	**72**	**1.861**	**0.5413**	**0**	**None**	**sqrt(x)**	**0.000396**	**Param Inter 1 of 2**
Chloride (mg/L)	BGWC-7	9.144	n/a	7/28/2022	8.9	No	72	1.861	0.5413	0	None	sqrt(x)	0.000396	Param Inter 1 of 2
Chloride (mg/L)	BGWC-8	9.144	n/a	7/26/2022	1.6	No	72	1.861	0.5413	0	None	sqrt(x)	0.000396	Param Inter 1 of 2
Chloride (mg/L)	**BGWC-9**	**9.144**	**n/a**	**7/26/2022**	**10.9**	**Yes**	**72**	**1.861**	**0.5413**	**0**	**None**	**sqrt(x)**	**0.000396**	**Param Inter 1 of 2**
Fluoride (mg/L)	BGWC-10	0.57	n/a	7/28/2022	0.064J	No	83	n/a	n/a	49.4	n/a	n/a	0.0002756	NP Inter (normality) 1 of 2
Fluoride (mg/L)	BGWC-12	0.57	n/a	7/27/2022	0.081J	No	83	n/a	n/a	49.4	n/a	n/a	0.0002756	NP Inter (normality) 1 of 2
Fluoride (mg/L)	BGWC-14A	0.57	n/a	7/26/2022	0.082J	No	83	n/a	n/a	49.4	n/a	n/a	0.0002756	NP Inter (normality) 1 of 2
Fluoride (mg/L)	BGWC-16	0.57	n/a	7/27/2022	0.091J	No	83	n/a	n/a	49.4	n/a	n/a	0.0002756	NP Inter (normality) 1 of 2
Fluoride (mg/L)	BGWC-17	0.57	n/a	7/27/2022	0.13	No	83	n/a	n/a	49.4	n/a	n/a	0.0002756	NP Inter (normality) 1 of 2
Fluoride (mg/L)	BGWC-18	0.57	n/a	7/27/2022	0.081J	No	83	n/a	n/a	49.4	n/a	n/a	0.0002756	NP Inter (normality) 1 of 2
Fluoride (mg/L)	BGWC-19	0.57	n/a	7/27/2022	0.071J	No	83	n/a	n/a	49.4	n/a	n/a	0.0002756	NP Inter (normality) 1 of 2
Fluoride (mg/L)	BGWC-20	0.57	n/a	7/27/2022	0.062J	No	83	n/a	n/a	49.4	n/a	n/a	0.0002756	NP Inter (normality) 1 of 2
Fluoride (mg/L)	BGWC-21	0.57	n/a	7/28/2022	0.1ND	No	83	n/a	n/a	49.4	n/a	n/a	0.0002756	NP Inter (normality) 1 of 2
Fluoride (mg/L)	BGWC-22	0.57	n/a	8/2/2022	0.19	No	83	n/a	n/a	49.4	n/a	n/a	0.0002756	NP Inter (normality) 1 of 2
Fluoride (mg/L)	BGWC-23	0.57	n/a	8/1/2022	0.07J	No	83	n/a	n/a	49.4	n/a	n/a	0.0002756	NP Inter (normality) 1 of 2
Fluoride (mg/L)	BGWC-24	0.57	n/a	10/21/2022	0.14	No	83	n/a	n/a	49.4	n/a	n/a	0.0002756	NP Inter (normality) 1 of 2
Fluoride (mg/L)	BGWC-25	0.57	n/a	7/27/2022	0.051J	No	83	n/a	n/a	49.4	n/a	n/a	0.0002756	NP Inter (normality) 1 of 2
Fluoride (mg/L)	BGWC-30	0.57	n/a	8/1/2022	0.09J	No	83	n/a	n/a	49.4	n/a	n/a	0.0002756	NP Inter (normality) 1 of 2
Fluoride (mg/L)	BGWC-7	0.57	n/a	7/28/2022	0.16	No	83	n/a	n/a	49.4	n/a	n/a	0.0002756	NP Inter (normality) 1 of 2
Fluoride (mg/L)	BGWC-8	0.57	n/a	7/26/2022	0.067J	No	83	n/a	n/a	49.4	n/a	n/a	0.0002756	NP Inter (normality) 1 of 2
Fluoride (mg/L)	BGWC-9	0.57	n/a	7/26/2022	0.11	No	83	n/a	n/a	49.4	n/a	n/a	0.0002756	NP Inter (normality) 1 of 2

Interwell Prediction Limits - All Results

Plant Bowen Client: Southern Company Data: Bowen AP-1 Printed 11/15/2022, 7:53 PM

Constituent	Well	Upper Lim.	Lower Lim.	Date	Observ.	Sig.	Bg N	Bg Mean	Std. Dev.	%NDs	ND Adj.	Transform	Alpha	Method
pH (s.u.)	BGWC-10	8.341	6.705	7/28/2022	7.63	No	84	57.26	5.773	0	None	x^2	0.000198	Param Inter 1 of 2
pH (s.u.)	BGWC-12	8.341	6.705	7/27/2022	6.85	No	84	57.26	5.773	0	None	x^2	0.000198	Param Inter 1 of 2
pH (s.u.)	BGWC-14A	8.341	6.705	7/26/2022	6.78	No	84	57.26	5.773	0	None	x^2	0.000198	Param Inter 1 of 2
pH (s.u.)	**BGWC-16**	**8.341**	**6.705**	**7/27/2022**	**6.49**	**Yes**	**84**	**57.26**	**5.773**	**0**	**None**	**x^2**	**0.000198**	**Param Inter 1 of 2**
pH (s.u.)	BGWC-17	8.341	6.705	7/27/2022	7.29	No	84	57.26	5.773	0	None	x^2	0.000198	Param Inter 1 of 2
pH (s.u.)	BGWC-18	8.341	6.705	7/27/2022	7.02	No	84	57.26	5.773	0	None	x^2	0.000198	Param Inter 1 of 2
pH (s.u.)	**BGWC-19**	**8.341**	**6.705**	**7/27/2022**	**6.55**	**Yes**	**84**	**57.26**	**5.773**	**0**	**None**	**x^2**	**0.000198**	**Param Inter 1 of 2**
pH (s.u.)	BGWC-20	8.341	6.705	7/27/2022	7.18	No	84	57.26	5.773	0	None	x^2	0.000198	Param Inter 1 of 2
pH (s.u.)	BGWC-21	8.341	6.705	7/28/2022	7.85	No	84	57.26	5.773	0	None	x^2	0.000198	Param Inter 1 of 2
pH (s.u.)	BGWC-22	8.341	6.705	8/2/2022	6.73	No	84	57.26	5.773	0	None	x^2	0.000198	Param Inter 1 of 2
pH (s.u.)	BGWC-23	8.341	6.705	8/1/2022	7	No	84	57.26	5.773	0	None	x^2	0.000198	Param Inter 1 of 2
pH (s.u.)	**BGWC-24**	**8.341**	**6.705**	**10/21/2022**	**6.3**	**Yes**	**84**	**57.26**	**5.773**	**0**	**None**	**x^2**	**0.000198**	**Param Inter 1 of 2**
pH (s.u.)	BGWC-25	8.341	6.705	7/27/2022	7.22	No	84	57.26	5.773	0	None	x^2	0.000198	Param Inter 1 of 2
pH (s.u.)	BGWC-30	8.341	6.705	8/1/2022	7.21	No	84	57.26	5.773	0	None	x^2	0.000198	Param Inter 1 of 2
pH (s.u.)	BGWC-7	8.341	6.705	7/28/2022	6.96	No	84	57.26	5.773	0	None	x^2	0.000198	Param Inter 1 of 2
pH (s.u.)	BGWC-8	8.341	6.705	7/26/2022	7.63	No	84	57.26	5.773	0	None	x^2	0.000198	Param Inter 1 of 2
pH (s.u.)	BGWC-9	8.341	6.705	7/26/2022	7.33	No	84	57.26	5.773	0	None	x^2	0.000198	Param Inter 1 of 2
Sulfate (mg/L)	**BGWC-10**	**78**	**n/a**	**7/28/2022**	**105**	**Yes**	**72**	**n/a**	**n/a**	**0**	**n/a**	**n/a**	**0.0003615**	**NP Inter (normality) 1 of 2**
Sulfate (mg/L)	**BGWC-12**	**78**	**n/a**	**7/27/2022**	**419**	**Yes**	**72**	**n/a**	**n/a**	**0**	**n/a**	**n/a**	**0.0003615**	**NP Inter (normality) 1 of 2**
Sulfate (mg/L)	**BGWC-14A**	**78**	**n/a**	**7/26/2022**	**486**	**Yes**	**72**	**n/a**	**n/a**	**0**	**n/a**	**n/a**	**0.0003615**	**NP Inter (normality) 1 of 2**
Sulfate (mg/L)	**BGWC-16**	**78**	**n/a**	**7/27/2022**	**496**	**Yes**	**72**	**n/a**	**n/a**	**0**	**n/a**	**n/a**	**0.0003615**	**NP Inter (normality) 1 of 2**
Sulfate (mg/L)	**BGWC-17**	**78**	**n/a**	**7/27/2022**	**118**	**Yes**	**72**	**n/a**	**n/a**	**0**	**n/a**	**n/a**	**0.0003615**	**NP Inter (normality) 1 of 2**
Sulfate (mg/L)	BGWC-18	78	n/a	7/27/2022	55.5	No	72	n/a	n/a	0	n/a	n/a	0.0003615	NP Inter (normality) 1 of 2
Sulfate (mg/L)	**BGWC-19**	**78**	**n/a**	**7/27/2022**	**82.7**	**Yes**	**72**	**n/a**	**n/a**	**0**	**n/a**	**n/a**	**0.0003615**	**NP Inter (normality) 1 of 2**
Sulfate (mg/L)	**BGWC-20**	**78**	**n/a**	**7/27/2022**	**617**	**Yes**	**72**	**n/a**	**n/a**	**0**	**n/a**	**n/a**	**0.0003615**	**NP Inter (normality) 1 of 2**
Sulfate (mg/L)	BGWC-21	78	n/a	7/28/2022	55.3	No	72	n/a	n/a	0	n/a	n/a	0.0003615	NP Inter (normality) 1 of 2
Sulfate (mg/L)	**BGWC-22**	**78**	**n/a**	**8/2/2022**	**762**	**Yes**	**72**	**n/a**	**n/a**	**0**	**n/a**	**n/a**	**0.0003615**	**NP Inter (normality) 1 of 2**
Sulfate (mg/L)	**BGWC-23**	**78**	**n/a**	**8/1/2022**	**528**	**Yes**	**72**	**n/a**	**n/a**	**0**	**n/a**	**n/a**	**0.0003615**	**NP Inter (normality) 1 of 2**
Sulfate (mg/L)	**BGWC-24**	**78**	**n/a**	**10/21/2022**	**389**	**Yes**	**72**	**n/a**	**n/a**	**0**	**n/a**	**n/a**	**0.0003615**	**NP Inter (normality) 1 of 2**
Sulfate (mg/L)	BGWC-25	78	n/a	7/27/2022	12.6	No	72	n/a	n/a	0	n/a	n/a	0.0003615	NP Inter (normality) 1 of 2
Sulfate (mg/L)	BGWC-30	78	n/a	8/1/2022	63.3	No	72	n/a	n/a	0	n/a	n/a	0.0003615	NP Inter (normality) 1 of 2
Sulfate (mg/L)	**BGWC-7**	**78**	**n/a**	**7/28/2022**	**268**	**Yes**	**72**	**n/a**	**n/a**	**0**	**n/a**	**n/a**	**0.0003615**	**NP Inter (normality) 1 of 2**
Sulfate (mg/L)	BGWC-8	78	n/a	7/26/2022	31.6	No	72	n/a	n/a	0	n/a	n/a	0.0003615	NP Inter (normality) 1 of 2
Sulfate (mg/L)	**BGWC-9**	**78**	**n/a**	**7/26/2022**	**88**	**Yes**	**72**	**n/a**	**n/a**	**0**	**n/a**	**n/a**	**0.0003615**	**NP Inter (normality) 1 of 2**
Total Dissolved Solids (mg/L)	BGWC-10	469.5	n/a	7/28/2022	338	No	71	14.68	3.248	0	None	sqrt(x)	0.000396	Param Inter 1 of 2
Total Dissolved Solids (mg/L)	**BGWC-12**	**469.5**	**n/a**	**7/27/2022**	**952**	**Yes**	**71**	**14.68**	**3.248**	**0**	**None**	**sqrt(x)**	**0.000396**	**Param Inter 1 of 2**
Total Dissolved Solids (mg/L)	**BGWC-14A**	**469.5**	**n/a**	**7/26/2022**	**966**	**Yes**	**71**	**14.68**	**3.248**	**0**	**None**	**sqrt(x)**	**0.000396**	**Param Inter 1 of 2**
Total Dissolved Solids (mg/L)	**BGWC-16**	**469.5**	**n/a**	**7/27/2022**	**944**	**Yes**	**71**	**14.68**	**3.248**	**0**	**None**	**sqrt(x)**	**0.000396**	**Param Inter 1 of 2**
Total Dissolved Solids (mg/L)	BGWC-17	469.5	n/a	7/27/2022	438	No	71	14.68	3.248	0	None	sqrt(x)	0.000396	Param Inter 1 of 2
Total Dissolved Solids (mg/L)	BGWC-18	469.5	n/a	7/27/2022	307	No	71	14.68	3.248	0	None	sqrt(x)	0.000396	Param Inter 1 of 2
Total Dissolved Solids (mg/L)	BGWC-19	469.5	n/a	7/27/2022	338	No	71	14.68	3.248	0	None	sqrt(x)	0.000396	Param Inter 1 of 2
Total Dissolved Solids (mg/L)	**BGWC-20**	**469.5**	**n/a**	**7/27/2022**	**1370**	**Yes**	**71**	**14.68**	**3.248**	**0**	**None**	**sqrt(x)**	**0.000396**	**Param Inter 1 of 2**
Total Dissolved Solids (mg/L)	BGWC-21	469.5	n/a	7/28/2022	259	No	71	14.68	3.248	0	None	sqrt(x)	0.000396	Param Inter 1 of 2
Total Dissolved Solids (mg/L)	**BGWC-22**	**469.5**	**n/a**	**8/2/2022**	**3440**	**Yes**	**71**	**14.68**	**3.248**	**0**	**None**	**sqrt(x)**	**0.000396**	**Param Inter 1 of 2**
Total Dissolved Solids (mg/L)	**BGWC-23**	**469.5**	**n/a**	**8/1/2022**	**2780**	**Yes**	**71**	**14.68**	**3.248**	**0**	**None**	**sqrt(x)**	**0.000396**	**Param Inter 1 of 2**
Total Dissolved Solids (mg/L)	**BGWC-24**	**469.5**	**n/a**	**10/21/2022**	**1610**	**Yes**	**71**	**14.68**	**3.248**	**0**	**None**	**sqrt(x)**	**0.000396**	**Param Inter 1 of 2**
Total Dissolved Solids (mg/L)	BGWC-25	469.5	n/a	7/27/2022	231	No	71	14.68	3.248	0	None	sqrt(x)	0.000396	Param Inter 1 of 2
Total Dissolved Solids (mg/L)	**BGWC-30**	**469.5**	**n/a**	**8/1/2022**	**582**	**Yes**	**71**	**14.68**	**3.248**	**0**	**None**	**sqrt(x)**	**0.000396**	**Param Inter 1 of 2**
Total Dissolved Solids (mg/L)	**BGWC-7**	**469.5**	**n/a**	**7/28/2022**	**732**	**Yes**	**71**	**14.68**	**3.248**	**0**	**None**	**sqrt(x)**	**0.000396**	**Param Inter 1 of 2**
Total Dissolved Solids (mg/L)	BGWC-8	469.5	n/a	7/26/2022	196	No	71	14.68	3.248	0	None	sqrt(x)	0.000396	Param Inter 1 of 2
Total Dissolved Solids (mg/L)	BGWC-9	469.5	n/a	7/26/2022	349	No	71	14.68	3.248	0	None	sqrt(x)	0.000396	Param Inter 1 of 2

Appendix III Trend Tests - Significant Results

Plant Bowen Client: Southern Company Data: Bowen AP-1 Printed 11/15/2022, 8:18 PM

Constituent	Well	Slope	Calc.	Critical	Sig.	N	%NDs	Normality	Xform	Alpha	Method
Boron (mg/L)	BGWC-12	0.05103	90	74	Yes	19	0	n/a	n/a	0.01	NP
Boron (mg/L)	BGWC-18	-0.07488	-95	-74	Yes	19	0	n/a	n/a	0.01	NP
Boron (mg/L)	BGWC-22	1.795	160	98	Yes	23	0	n/a	n/a	0.01	NP
Boron (mg/L)	BGWC-23	1.856	154	87	Yes	21	0	n/a	n/a	0.01	NP
Boron (mg/L)	BGWC-25	0.004415	78	74	Yes	19	0	n/a	n/a	0.01	NP
Boron (mg/L)	BGWC-30	-3.891	-131	-92	Yes	22	0	n/a	n/a	0.01	NP
Boron (mg/L)	BGWC-7	-0.1574	-113	-74	Yes	19	0	n/a	n/a	0.01	NP
Boron (mg/L)	BGWC-9	-0.04004	-92	-74	Yes	19	0	n/a	n/a	0.01	NP
Calcium (mg/L)	BGWA-2 (bg)	2.945	115	81	Yes	20	0	n/a	n/a	0.01	NP
Calcium (mg/L)	BGWC-12	14.17	146	74	Yes	19	0	n/a	n/a	0.01	NP
Calcium (mg/L)	BGWC-16	6.772	87	74	Yes	19	0	n/a	n/a	0.01	NP
Calcium (mg/L)	BGWC-20	13.98	113	74	Yes	19	0	n/a	n/a	0.01	NP
Calcium (mg/L)	BGWC-22	59.98	182	98	Yes	23	0	n/a	n/a	0.01	NP
Calcium (mg/L)	BGWC-23	78.86	160	87	Yes	21	0	n/a	n/a	0.01	NP
Chloride (mg/L)	BGWA-29 (bg)	-0.1487	-135	-81	Yes	20	0	n/a	n/a	0.01	NP
Chloride (mg/L)	BGWC-10	1.301	113	74	Yes	19	0	n/a	n/a	0.01	NP
Chloride (mg/L)	BGWC-12	-5.329	-158	-74	Yes	19	0	n/a	n/a	0.01	NP
Chloride (mg/L)	BGWC-16	-4.056	-110	-74	Yes	19	0	n/a	n/a	0.01	NP
Chloride (mg/L)	BGWC-22	57.74	130	98	Yes	23	0	n/a	n/a	0.01	NP
Chloride (mg/L)	BGWC-23	95.49	138	87	Yes	21	0	n/a	n/a	0.01	NP
Chloride (mg/L)	BGWC-24	-146	-94	-92	Yes	22	0	n/a	n/a	0.01	NP
Chloride (mg/L)	BGWC-30	-150.4	-143	-92	Yes	22	0	n/a	n/a	0.01	NP
Chloride (mg/L)	BGWC-9	-5.154	-104	-74	Yes	19	0	n/a	n/a	0.01	NP
pH (s.u.)	BGWA-47D (bg)	-0.1588	-54	-43	Yes	13	0	n/a	n/a	0.01	NP
pH (s.u.)	BGWC-16	-0.06548	-161	-98	Yes	23	0	n/a	n/a	0.01	NP
pH (s.u.)	BGWC-24	-0.05117	-165	-118	Yes	26	0	n/a	n/a	0.01	NP
Sulfate (mg/L)	BGWA-2 (bg)	1.439	131	81	Yes	20	0	n/a	n/a	0.01	NP
Sulfate (mg/L)	BGWA-47D (bg)	8.354	44	38	Yes	12	0	n/a	n/a	0.01	NP
Sulfate (mg/L)	BGWC-12	30.17	119	74	Yes	19	0	n/a	n/a	0.01	NP
Sulfate (mg/L)	BGWC-16	14.92	96	74	Yes	19	0	n/a	n/a	0.01	NP
Sulfate (mg/L)	BGWC-19	-9.18	-75	-74	Yes	19	0	n/a	n/a	0.01	NP
Sulfate (mg/L)	BGWC-7	-40.5	-86	-74	Yes	19	0	n/a	n/a	0.01	NP
Sulfate (mg/L)	BGWC-9	-7.855	-94	-74	Yes	19	0	n/a	n/a	0.01	NP
Total Dissolved Solids (mg/L)	BGWC-12	55.89	105	74	Yes	19	0	n/a	n/a	0.01	NP
Total Dissolved Solids (mg/L)	BGWC-22	227.7	93	81	Yes	20	0	n/a	n/a	0.01	NP
Total Dissolved Solids (mg/L)	BGWC-23	238.1	121	74	Yes	19	0	n/a	n/a	0.01	NP
Total Dissolved Solids (mg/L)	BGWC-30	-394.4	-120	-81	Yes	20	0	n/a	n/a	0.01	NP
Total Dissolved Solids (mg/L)	BGWC-7	-53.6	-103	-74	Yes	19	0	n/a	n/a	0.01	NP

Appendix III Trend Tests - All Results

Plant Bowen Client: Southern Company Data: Bowen AP-1 Printed 11/15/2022, 8:18 PM

Constituent	Well	Slope	Calc.	Critical	Sig.	N	%NDs	Normality	Xform	Alpha	Method
Boron (mg/L)	BGWA-2 (bg)	-0.0007746	-23	-81	No	20	10	n/a	n/a	0.01	NP
Boron (mg/L)	BGWA-29 (bg)	0	-23	-81	No	20	50	n/a	n/a	0.01	NP
Boron (mg/L)	BGWA-33 (bg)	-0.0068	-15	-25	No	9	0	n/a	n/a	0.01	NP
Boron (mg/L)	BGWA-47D (bg)	-0.002093	-17	-38	No	12	0	n/a	n/a	0.01	NP
Boron (mg/L)	BGWA-48D (bg)	0.01071	31	38	No	12	0	n/a	n/a	0.01	NP
Boron (mg/L)	BGWC-10	0.001358	13	74	No	19	0	n/a	n/a	0.01	NP
Boron (mg/L)	**BGWC-12**	**0.05103**	**90**	**74**	**Yes**	**19**	**0**	**n/a**	**n/a**	**0.01**	**NP**
Boron (mg/L)	BGWC-14A	0.1569	25	38	No	12	0	n/a	n/a	0.01	NP
Boron (mg/L)	BGWC-16	-0.01515	-27	-74	No	19	0	n/a	n/a	0.01	NP
Boron (mg/L)	BGWC-17	-0.06711	-68	-74	No	19	0	n/a	n/a	0.01	NP
Boron (mg/L)	**BGWC-18**	**-0.07488**	**-95**	**-74**	**Yes**	**19**	**0**	**n/a**	**n/a**	**0.01**	**NP**
Boron (mg/L)	BGWC-19	-0.05208	-65	-74	No	19	0	n/a	n/a	0.01	NP
Boron (mg/L)	BGWC-20	0.1516	67	74	No	19	0	n/a	n/a	0.01	NP
Boron (mg/L)	**BGWC-22**	**1.795**	**160**	**98**	**Yes**	**23**	**0**	**n/a**	**n/a**	**0.01**	**NP**
Boron (mg/L)	**BGWC-23**	**1.856**	**154**	**87**	**Yes**	**21**	**0**	**n/a**	**n/a**	**0.01**	**NP**
Boron (mg/L)	BGWC-24	-0.3723	-20	-92	No	22	0	n/a	n/a	0.01	NP
Boron (mg/L)	**BGWC-25**	**0.004415**	**78**	**74**	**Yes**	**19**	**0**	**n/a**	**n/a**	**0.01**	**NP**
Boron (mg/L)	**BGWC-30**	**-3.891**	**-131**	**-92**	**Yes**	**22**	**0**	**n/a**	**n/a**	**0.01**	**NP**
Boron (mg/L)	**BGWC-7**	**-0.1574**	**-113**	**-74**	**Yes**	**19**	**0**	**n/a**	**n/a**	**0.01**	**NP**
Boron (mg/L)	BGWC-8	-0.003776	-44	-74	No	19	0	n/a	n/a	0.01	NP
Boron (mg/L)	**BGWC-9**	**-0.04004**	**-92**	**-74**	**Yes**	**19**	**0**	**n/a**	**n/a**	**0.01**	**NP**
Calcium (mg/L)	**BGWA-2 (bg)**	**2.945**	**115**	**81**	**Yes**	**20**	**0**	**n/a**	**n/a**	**0.01**	**NP**
Calcium (mg/L)	BGWA-29 (bg)	-0.06243	-12	-81	No	20	0	n/a	n/a	0.01	NP
Calcium (mg/L)	BGWA-33 (bg)	2.65	10	25	No	9	0	n/a	n/a	0.01	NP
Calcium (mg/L)	BGWA-47D (bg)	6.309	23	38	No	12	0	n/a	n/a	0.01	NP
Calcium (mg/L)	BGWA-48D (bg)	9.531	10	38	No	12	0	n/a	n/a	0.01	NP
Calcium (mg/L)	**BGWC-12**	**14.17**	**146**	**74**	**Yes**	**19**	**0**	**n/a**	**n/a**	**0.01**	**NP**
Calcium (mg/L)	BGWC-14A	21.17	26	38	No	12	0	n/a	n/a	0.01	NP
Calcium (mg/L)	**BGWC-16**	**6.772**	**87**	**74**	**Yes**	**19**	**0**	**n/a**	**n/a**	**0.01**	**NP**
Calcium (mg/L)	**BGWC-20**	**13.98**	**113**	**74**	**Yes**	**19**	**0**	**n/a**	**n/a**	**0.01**	**NP**
Calcium (mg/L)	**BGWC-22**	**59.98**	**182**	**98**	**Yes**	**23**	**0**	**n/a**	**n/a**	**0.01**	**NP**
Calcium (mg/L)	**BGWC-23**	**78.86**	**160**	**87**	**Yes**	**21**	**0**	**n/a**	**n/a**	**0.01**	**NP**
Calcium (mg/L)	BGWC-24	-21.57	-29	-92	No	22	0	n/a	n/a	0.01	NP
Calcium (mg/L)	BGWC-7	-1.232	-34	-74	No	19	0	n/a	n/a	0.01	NP
Chloride (mg/L)	BGWA-2 (bg)	0.2119	70	81	No	20	0	n/a	n/a	0.01	NP
Chloride (mg/L)	**BGWA-29 (bg)**	**-0.1487**	**-135**	**-81**	**Yes**	**20**	**0**	**n/a**	**n/a**	**0.01**	**NP**
Chloride (mg/L)	BGWA-33 (bg)	-0.3057	-5	-21	No	8	0	n/a	n/a	0.01	NP
Chloride (mg/L)	BGWA-47D (bg)	-0.3104	-34	-38	No	12	0	n/a	n/a	0.01	NP
Chloride (mg/L)	BGWA-48D (bg)	1.969	33	38	No	12	0	n/a	n/a	0.01	NP
Chloride (mg/L)	**BGWC-10**	**1.301**	**113**	**74**	**Yes**	**19**	**0**	**n/a**	**n/a**	**0.01**	**NP**
Chloride (mg/L)	**BGWC-12**	**-5.329**	**-158**	**-74**	**Yes**	**19**	**0**	**n/a**	**n/a**	**0.01**	**NP**
Chloride (mg/L)	BGWC-14A	-3.124	-15	-38	No	12	0	n/a	n/a	0.01	NP
Chloride (mg/L)	**BGWC-16**	**-4.056**	**-110**	**-74**	**Yes**	**19**	**0**	**n/a**	**n/a**	**0.01**	**NP**
Chloride (mg/L)	BGWC-17	0.8172	29	74	No	19	0	n/a	n/a	0.01	NP
Chloride (mg/L)	BGWC-18	-3.744	-63	-74	No	19	0	n/a	n/a	0.01	NP
Chloride (mg/L)	BGWC-20	1.884	50	74	No	19	0	n/a	n/a	0.01	NP
Chloride (mg/L)	**BGWC-22**	**57.74**	**130**	**98**	**Yes**	**23**	**0**	**n/a**	**n/a**	**0.01**	**NP**
Chloride (mg/L)	**BGWC-23**	**95.49**	**138**	**87**	**Yes**	**21**	**0**	**n/a**	**n/a**	**0.01**	**NP**
Chloride (mg/L)	**BGWC-24**	**-146**	**-94**	**-92**	**Yes**	**22**	**0**	**n/a**	**n/a**	**0.01**	**NP**
Chloride (mg/L)	**BGWC-30**	**-150.4**	**-143**	**-92**	**Yes**	**22**	**0**	**n/a**	**n/a**	**0.01**	**NP**
Chloride (mg/L)	**BGWC-9**	**-5.154**	**-104**	**-74**	**Yes**	**19**	**0**	**n/a**	**n/a**	**0.01**	**NP**
pH (s.u.)	BGWA-2 (bg)	-0.04476	-104	-105	No	24	0	n/a	n/a	0.01	NP
pH (s.u.)	BGWA-29 (bg)	0.005772	17	98	No	23	0	n/a	n/a	0.01	NP
pH (s.u.)	BGWA-33 (bg)	-0.1448	-22	-34	No	11	0	n/a	n/a	0.01	NP
pH (s.u.)	**BGWA-47D (bg)**	**-0.1588**	**-54**	**-43**	**Yes**	**13**	**0**	**n/a**	**n/a**	**0.01**	**NP**
pH (s.u.)	BGWA-48D (bg)	-0.2026	-41	-43	No	13	0	n/a	n/a	0.01	NP
pH (s.u.)	**BGWC-16**	**-0.06548**	**-161**	**-98**	**Yes**	**23**	**0**	**n/a**	**n/a**	**0.01**	**NP**
pH (s.u.)	BGWC-19	-0.005105	-31	-98	No	23	0	n/a	n/a	0.01	NP
pH (s.u.)	**BGWC-24**	**-0.05117**	**-165**	**-118**	**Yes**	**26**	**0**	**n/a**	**n/a**	**0.01**	**NP**
Sulfate (mg/L)	**BGWA-2 (bg)**	**1.439**	**131**	**81**	**Yes**	**20**	**0**	**n/a**	**n/a**	**0.01**	**NP**
Sulfate (mg/L)	BGWA-29 (bg)	-0.3385	-39	-81	No	20	0	n/a	n/a	0.01	NP
Sulfate (mg/L)	BGWA-33 (bg)	-1.483	-14	-21	No	8	0	n/a	n/a	0.01	NP
Sulfate (mg/L)	**BGWA-47D (bg)**	**8.354**	**44**	**38**	**Yes**	**12**	**0**	**n/a**	**n/a**	**0.01**	**NP**
Sulfate (mg/L)	BGWA-48D (bg)	-7.306	-30	-38	No	12	0	n/a	n/a	0.01	NP
Sulfate (mg/L)	BGWC-10	-1.042	-62	-74	No	19	0	n/a	n/a	0.01	NP
Sulfate (mg/L)	**BGWC-12**	**30.17**	**119**	**74**	**Yes**	**19**	**0**	**n/a**	**n/a**	**0.01**	**NP**
Sulfate (mg/L)	BGWC-14A	68.69	20	38	No	12	0	n/a	n/a	0.01	NP
Sulfate (mg/L)	**BGWC-16**	**14.92**	**96**	**74**	**Yes**	**19**	**0**	**n/a**	**n/a**	**0.01**	**NP**

Appendix III Trend Tests - All Results

Plant Bowen Client: Southern Company Data: Bowen AP-1 Printed 11/15/2022, 8:18 PM

Constituent	Well	Slope	Calc.	Critical	Sig.	N	%NDs	Normality	Xform	Alpha	Method
Sulfate (mg/L)	BGWC-17	-4.42	-51	-74	No	19	0	n/a	n/a	0.01	NP
Sulfate (mg/L)	**BGWC-19**	**-9.18**	**-75**	**-74**	**Yes**	**19**	**0**	**n/a**	**n/a**	**0.01**	**NP**
Sulfate (mg/L)	BGWC-20	-3.975	-11	-74	No	19	0	n/a	n/a	0.01	NP
Sulfate (mg/L)	BGWC-22	10.94	35	98	No	23	0	n/a	n/a	0.01	NP
Sulfate (mg/L)	BGWC-23	27.13	77	87	No	21	0	n/a	n/a	0.01	NP
Sulfate (mg/L)	BGWC-24	-38.99	-75	-92	No	22	0	n/a	n/a	0.01	NP
Sulfate (mg/L)	**BGWC-7**	**-40.5**	**-86**	**-74**	**Yes**	**19**	**0**	**n/a**	**n/a**	**0.01**	**NP**
Sulfate (mg/L)	**BGWC-9**	**-7.855**	**-94**	**-74**	**Yes**	**19**	**0**	**n/a**	**n/a**	**0.01**	**NP**
Total Dissolved Solids (mg/L)	BGWA-2 (bg)	8.12	73	74	No	19	0	n/a	n/a	0.01	NP
Total Dissolved Solids (mg/L)	BGWA-29 (bg)	-2.288	-46	-74	No	19	0	n/a	n/a	0.01	NP
Total Dissolved Solids (mg/L)	BGWA-33 (bg)	-8.072	-8	-25	No	9	0	n/a	n/a	0.01	NP
Total Dissolved Solids (mg/L)	BGWA-47D (bg)	10.2	20	38	No	12	0	n/a	n/a	0.01	NP
Total Dissolved Solids (mg/L)	BGWA-48D (bg)	4.746	4	38	No	12	0	n/a	n/a	0.01	NP
Total Dissolved Solids (mg/L)	**BGWC-12**	**55.89**	**105**	**74**	**Yes**	**19**	**0**	**n/a**	**n/a**	**0.01**	**NP**
Total Dissolved Solids (mg/L)	BGWC-14A	79.17	22	38	No	12	0	n/a	n/a	0.01	NP
Total Dissolved Solids (mg/L)	BGWC-16	20.37	69	74	No	19	0	n/a	n/a	0.01	NP
Total Dissolved Solids (mg/L)	BGWC-20	29.86	63	74	No	19	0	n/a	n/a	0.01	NP
Total Dissolved Solids (mg/L)	**BGWC-22**	**227.7**	**93**	**81**	**Yes**	**20**	**0**	**n/a**	**n/a**	**0.01**	**NP**
Total Dissolved Solids (mg/L)	**BGWC-23**	**238.1**	**121**	**74**	**Yes**	**19**	**0**	**n/a**	**n/a**	**0.01**	**NP**
Total Dissolved Solids (mg/L)	BGWC-24	-217.9	-54	-81	No	20	0	n/a	n/a	0.01	NP
Total Dissolved Solids (mg/L)	**BGWC-30**	**-394.4**	**-120**	**-81**	**Yes**	**20**	**0**	**n/a**	**n/a**	**0.01**	**NP**
Total Dissolved Solids (mg/L)	**BGWC-7**	**-53.6**	**-103**	**-74**	**Yes**	**19**	**0**	**n/a**	**n/a**	**0.01**	**NP**

Upper Tolerance Limits Summary Table

Plant Bowen Client: Southern Company Data: Bowen AP-1 Printed 11/15/2022, 8:35 PM

Constituent	Upper Lim.	Lower Lim.	Date	Observ.	Sig.	Bg N	%NDs	Transform	Alpha	Method
Antimony (mg/L)	0.0042	n/a	n/a	n/a	n/a	70	57.14	n/a	0.02758	NP Inter(NDs)
Arsenic (mg/L)	0.01	n/a	n/a	n/a	n/a	80	50	n/a	0.01652	NP Inter(normality)
Barium (mg/L)	0.218	n/a	n/a	n/a	n/a	80	0	n/a	0.01652	NP Inter(normality)
Beryllium (mg/L)	0.0005	n/a	n/a	n/a	n/a	76	98.68	n/a	0.02028	NP Inter(NDs)
Cadmium (mg/L)	0.0005	n/a	n/a	n/a	n/a	80	97.5	n/a	0.01652	NP Inter(NDs)
Chromium (mg/L)	0.005	n/a	n/a	n/a	n/a	76	60.53	n/a	0.02028	NP Inter(NDs)
Cobalt (mg/L)	0.005	n/a	n/a	n/a	n/a	81	91.36	n/a	0.01569	NP Inter(NDs)
Combined Radium 226 + 228 (pCi/L)	1.665	n/a	n/a	n/a	n/a	79	0	No	0.05	Inter
Fluoride (mg/L)	0.57	n/a	n/a	n/a	n/a	83	49.4	n/a	0.01416	NP Inter(normality)
Lead (mg/L)	0.0024	n/a	n/a	n/a	n/a	76	64.47	n/a	0.02028	NP Inter(NDs)
Lithium (mg/L)	0.03	n/a	n/a	n/a	n/a	80	81.25	n/a	0.01652	NP Inter(NDs)
Mercury (mg/L)	0.00022	n/a	n/a	n/a	n/a	76	90.79	n/a	0.02028	NP Inter(NDs)
Molybdenum (mg/L)	0.034	n/a	n/a	n/a	n/a	82	53.66	n/a	0.01491	NP Inter(NDs)
Selenium (mg/L)	0.005	n/a	n/a	n/a	n/a	76	86.84	n/a	0.02028	NP Inter(NDs)
Thallium (mg/L)	0.001	n/a	n/a	n/a	n/a	80	83.75	n/a	0.01652	NP Inter(NDs)

BOWEN ASH POND 1 GWPS				
Constituent Name	**MCL**	**CCR-Rule Specified**	**Background Limit**	**GWPS**
Antimony, Total (mg/L)	0.006		0.0042	0.006
Arsenic, Total (mg/L)	0.01		0.01	0.01
Barium, Total (mg/L)	2		0.22	2
Beryllium, Total (mg/L)	0.004		0.0005	0.004
Cadmium, Total (mg/L)	0.005		0.0005	0.005
Chromium, Total (mg/L)	0.1		0.005	0.1
Cobalt, Total (mg/L)		0.006	0.005	0.006
Combined Radium, Total (pCi/L)	5		1.67	5
Fluoride, Total (mg/L)	4		0.57	4
Lead, Total (mg/L)		0.015	0.0024	0.015
Lithium, Total (mg/L)		0.04	0.03	0.04
Mercury, Total (mg/L)	0.002		0.0002	0.002
Molybdenum, Total (mg/L)		0.1	0.034	0.1
Selenium, Total (mg/L)	0.05		0.005	0.05
Thallium, Total (mg/L)	0.002		0.001	0.002

**GWPS = Groundwater Protection Standard*

**MCL = Maximum Contaminant Level*

**CCR = Coal Combustion Residuals*

Confidence Intervals - Significant Results

Plant Bowen Client: Southern Company Data: Bowen AP-1 Printed 4/18/2023, 12:41 PM

Constituent	Well	Upper Lim.	Lower Lim.	Compliance	Sig.	N	Mean	Std. Dev.	%NDs	ND Adj.	Transform	Alpha	Method
Arsenic (mg/L)	**BGWC-34D**	**0.01848**	**0.01522**	**0.01**	**Yes**	**13**	**0.01685**	**0.002193**	**0**	**None**	**No**	**0.01**	**Param.**
Cobalt (mg/L)	**BGWC-22**	**0.02671**	**0.01664**	**0.006**	**Yes**	**25**	**0.02168**	**0.01011**	**0**	**None**	**No**	**0.01**	**Param.**
Molybdenum (mg/L)	**BGWC-43D**	**0.2157**	**0.1354**	**0.1**	**Yes**	**9**	**0.1756**	**0.04157**	**0**	**None**	**No**	**0.01**	**Param.**

Confidence Intervals - All Results

Plant Bowen Client: Southern Company Data: Bowen AP-1 Printed 4/18/2023, 12:45 PM

Constituent	Well	Upper Lim.	Lower Lim.	Compliance	Sig.	N	Mean	Std. Dev.	%NDs	ND Adj.	Transform	Alpha	Method
Antimony (mg/L)	BGWC-10	0.003	0.0022	0.006	No	18	0.002822	0.0004292	83.33	None	No	0.01	NP (NDs)
Antimony (mg/L)	BGWC-14A	0.003	0.00061	0.006	No	13	0.002608	0.0009578	84.62	None	No	0.01	NP (NDs)
Antimony (mg/L)	BGWC-16	0.003	0.0004	0.006	No	18	0.002856	0.0006128	94.44	None	No	0.01	NP (NDs)
Antimony (mg/L)	BGWC-17	0.003	0.0002	0.006	No	18	0.002844	0.00066	94.44	None	No	0.01	NP (NDs)
Antimony (mg/L)	BGWC-19	0.003	0.0005	0.006	No	18	0.002861	0.0005893	94.44	None	No	0.01	NP (NDs)
Antimony (mg/L)	BGWC-20	0.003	0.0014	0.006	No	18	0.002772	0.0006807	88.89	None	No	0.01	NP (NDs)
Antimony (mg/L)	BGWC-21	0.003	0.0017	0.006	No	17	0.002829	0.0004845	88.24	None	No	0.01	NP (NDs)
Antimony (mg/L)	BGWC-22	0.003	0.0023	0.006	No	18	0.00276	0.0006713	83.33	None	No	0.01	NP (NDs)
Antimony (mg/L)	BGWC-23	0.03	0.0014	0.006	No	18	0.02046	0.0139	66.67	None	No	0.01	NP (NDs)
Antimony (mg/L)	BGWC-24	0.03	0.0032	0.006	No	18	0.02231	0.01279	72.22	None	No	0.01	NP (NDs)
Antimony (mg/L)	BGWC-25	0.003	0.0013	0.006	No	18	0.002906	0.0004007	94.44	None	No	0.01	NP (NDs)
Antimony (mg/L)	BGWC-31	0.003	0.00038	0.006	No	8	0.002673	0.0009263	87.5	None	No	0.004	NP (NDs)
Antimony (mg/L)	BGWC-32	0.003	0.00036	0.006	No	8	0.002344	0.001215	75	None	No	0.004	NP (NDs)
Antimony (mg/L)	BGWC-34D	0.003	0.00049	0.006	No	8	0.00241	0.001095	75	None	No	0.004	NP (NDs)
Antimony (mg/L)	BGWC-35D	0.003	0.00064	0.006	No	8	0.002413	0.001088	75	None	No	0.004	NP (NDs)
Antimony (mg/L)	BGWC-36D	0.003	0.00096	0.006	No	8	0.002745	0.0007212	87.5	None	No	0.004	NP (NDs)
Antimony (mg/L)	BGWC-37D	0.003	0.00041	0.006	No	8	0.002576	0.000919	75	None	No	0.004	NP (NDs)
Antimony (mg/L)	BGWC-38D	0.005625	0.0002504	0.006	No	8	0.00334	0.003358	25	Kaplan-Meier	sqrt(x)	0.01	Param.
Antimony (mg/L)	BGWC-40	0.003	0.0005	0.006	No	8	0.002688	0.0008839	87.5	None	No	0.004	NP (NDs)
Antimony (mg/L)	BGWC-41D	0.003	0.0014	0.006	No	6	0.002467	0.0008262	66.67	None	No	0.0155	NP (NDs)
Antimony (mg/L)	BGWC-42D	0.001729	0.0003839	0.006	No	6	0.001892	0.0009957	33.33	Kaplan-Meier	No	0.01	Param.
Antimony (mg/L)	BGWC-43D	0.003	0.00058	0.006	No	6	0.002248	0.001169	66.67	Kaplan-Meier	No	0.0155	NP (NDs)
Antimony (mg/L)	BGWC-44D	0.00628	0.0005142	0.006	No	6	0.003217	0.002917	16.67	Kaplan-Meier	sqrt(x)	0.01	Param.
Antimony (mg/L)	BGWC-49D	0.003	0.00039	0.006	No	4	0.002348	0.001305	75	Kaplan-Meier	No	0.0625	NP (NDs)
Antimony (mg/L)	BGWC-50D	0.003	0.0019	0.006	No	4	0.002725	0.00055	75	None	No	0.0625	NP (NDs)
Antimony (mg/L)	BGWC-51	0.003	0.0019	0.006	No	6	0.002817	0.0004491	83.33	None	No	0.0155	NP (NDs)
Antimony (mg/L)	BGWC-52	0.003	0.00053	0.006	No	6	0.002047	0.001138	50	None	No	0.0155	NP (normality)
Antimony (mg/L)	BGWC-7	0.003	0.0016	0.006	No	18	0.00255	0.0009109	77.78	None	No	0.01	NP (NDs)
Antimony (mg/L)	BGWC-8	0.003	0.00059	0.006	No	18	0.002581	0.0009657	83.33	None	No	0.01	NP (NDs)
Antimony (mg/L)	BGWC-9	0.003	0.0014	0.006	No	17	0.002461	0.001026	76.47	None	No	0.01	NP (NDs)
Arsenic (mg/L)	BGWA-6	0.005	0.0011	0.01	No	19	0.003551	0.00197	63.16	None	No	0.01	NP (NDs)
Arsenic (mg/L)	BGWC-10	0.007347	0.00569	0.01	No	22	0.006518	0.001544	0	None	No	0.01	Param.
Arsenic (mg/L)	BGWC-12	0.005	0.00085	0.01	No	22	0.002638	0.001996	36.36	None	No	0.01	NP (normality)
Arsenic (mg/L)	BGWC-14A	0.005	0.0011	0.01	No	13	0.004038	0.001601	69.23	None	No	0.01	NP (NDs)
Arsenic (mg/L)	BGWC-16	0.005	0.00074	0.01	No	22	0.003281	0.002126	59.09	None	No	0.01	NP (NDs)
Arsenic (mg/L)	BGWC-17	0.005	0.0012	0.01	No	22	0.003532	0.002006	63.64	None	No	0.01	NP (NDs)
Arsenic (mg/L)	BGWC-18	0.005	0.0013	0.01	No	22	0.003514	0.002043	63.64	None	No	0.01	NP (NDs)
Arsenic (mg/L)	BGWC-19	0.005	0.00074	0.01	No	22	0.003125	0.002135	54.55	None	No	0.01	NP (NDs)
Arsenic (mg/L)	BGWC-20	0.005	0.0015	0.01	No	22	0.002928	0.001844	40.91	None	No	0.01	NP (normality)
Arsenic (mg/L)	BGWC-21	0.005	0.00087	0.01	No	21	0.002971	0.002023	47.62	None	No	0.01	NP (normality)
Arsenic (mg/L)	BGWC-22	0.0036	0.0016	0.01	No	22	0.004632	0.00672	9.091	None	No	0.01	NP (normality)
Arsenic (mg/L)	BGWC-23	0.004004	0.001712	0.01	No	22	0.003854	0.005088	4.545	None	ln(x)	0.01	Param.
Arsenic (mg/L)	BGWC-24	0.005413	0.002903	0.01	No	23	0.0044	0.002652	13.04	None	sqrt(x)	0.01	Param.
Arsenic (mg/L)	BGWC-25	0.002976	0.002088	0.01	No	22	0.002577	0.0009045	4.545	None	sqrt(x)	0.01	Param.
Arsenic (mg/L)	BGWC-30	0.005	0.001	0.01	No	22	0.002846	0.001907	36.36	None	No	0.01	NP (normality)
Arsenic (mg/L)	BGWC-31	0.005654	0.003837	0.01	No	11	0.004745	0.00109	0	None	No	0.01	Param.
Arsenic (mg/L)	BGWC-32	0.002859	0.000915	0.01	No	11	0.002466	0.001663	18.18	Kaplan-Meier	No	0.01	Param.
Arsenic (mg/L)	**BGWC-34D**	**0.01848**	**0.01522**	**0.01**	**Yes**	**13**	**0.01685**	**0.002193**	**0**	**None**	**No**	**0.01**	**Param.**
Arsenic (mg/L)	BGWC-35D	0.003649	0.001267	0.01	No	11	0.002505	0.001576	9.091	None	sqrt(x)	0.01	Param.
Arsenic (mg/L)	BGWC-36D	0.005	0.00064	0.01	No	11	0.002883	0.002083	45.45	None	No	0.006	NP (normality)
Arsenic (mg/L)	BGWC-37D	0.03294	0.009806	0.01	No	8	0.02138	0.01091	0	None	No	0.01	Param.
Arsenic (mg/L)	BGWC-38D	0.004037	0.001288	0.01	No	8	0.002662	0.001297	12.5	None	No	0.01	Param.
Arsenic (mg/L)	BGWC-39	0.0055	0.00055	0.01	No	8	0.003956	0.001772	37.5	None	No	0.004	NP (selected)
Arsenic (mg/L)	BGWC-40	0.002874	0.0006583	0.01	No	8	0.002979	0.001892	37.5	Kaplan-Meier	No	0.01	Param.
Arsenic (mg/L)	BGWC-41D	0.005539	0.0005345	0.01	No	6	0.003037	0.001821	0	None	No	0.01	Param.

Confidence Intervals - All Results

Plant Bowen Client: Southern Company Data: Bowen AP-1 Printed 4/18/2023, 12:45 PM

Constituent	Well	Upper Lim.	Lower Lim.	Compliance	Sig.	N	Mean	Std. Dev.	%NDs	ND Adj.	Transform	Alpha	Method
Arsenic (mg/L)	BGWC-42D	0.00887	0.001063	0.01	No	6	0.004967	0.002842	0	None	No	0.01	Param.
Arsenic (mg/L)	BGWC-43D	0.005018	0.0005427	0.01	No	6	0.002465	0.001752	0	None	sqrt(x)	0.01	Param.
Arsenic (mg/L)	BGWC-44D	0.007489	0.001711	0.01	No	6	0.0046	0.002103	0	None	No	0.01	Param.
Arsenic (mg/L)	BGWC-49D	0.0076	0.0023	0.01	No	4	0.00465	0.002453	0	None	No	0.0625	NP (selected)
Arsenic (mg/L)	BGWC-50D	0.004488	0.0009123	0.01	No	4	0.0027	0.0007874	0	None	No	0.01	Param.
Arsenic (mg/L)	BGWC-51	0.006208	0.001125	0.01	No	6	0.0043	0.001826	33.33	Kaplan-Meier	No	0.01	Param.
Arsenic (mg/L)	BGWC-52	0.002738	0.0006572	0.01	No	6	0.002798	0.001835	33.33	Kaplan-Meier	No	0.01	Param.
Arsenic (mg/L)	BGWC-7	0.002772	0.001991	0.01	No	22	0.002382	0.0007274	9.091	None	No	0.01	Param.
Arsenic (mg/L)	BGWC-8	0.005	0.00065	0.01	No	22	0.002499	0.002147	40.91	None	No	0.01	NP (normality)
Arsenic (mg/L)	BGWC-9	0.002829	0.002123	0.01	No	21	0.002476	0.0006395	9.524	None	No	0.01	Param.
Barium (mg/L)	BGWA-6	0.016	0.0114	2	No	19	0.01792	0.01284	0	None	No	0.01	NP (normality)
Barium (mg/L)	BGWC-10	0.05901	0.04572	2	No	22	0.05236	0.01238	0	None	No	0.01	Param.
Barium (mg/L)	BGWC-12	0.03701	0.03057	2	No	22	0.03379	0.005999	0	None	No	0.01	Param.
Barium (mg/L)	BGWC-14A	0.04203	0.03212	2	No	13	0.03708	0.006664	0	None	No	0.01	Param.
Barium (mg/L)	BGWC-16	0.03029	0.02741	2	No	22	0.02885	0.002676	0	None	No	0.01	Param.
Barium (mg/L)	BGWC-17	0.01844	0.01568	2	No	22	0.01713	0.002654	0	None	sqrt(x)	0.01	Param.
Barium (mg/L)	BGWC-18	0.03508	0.03019	2	No	22	0.03263	0.004555	0	None	No	0.01	Param.
Barium (mg/L)	BGWC-19	0.03837	0.03172	2	No	22	0.03505	0.00619	0	None	No	0.01	Param.
Barium (mg/L)	BGWC-20	0.03403	0.03088	2	No	22	0.03245	0.002928	0	None	No	0.01	Param.
Barium (mg/L)	BGWC-21	0.04332	0.03236	2	No	21	0.03784	0.009932	0	None	No	0.01	Param.
Barium (mg/L)	BGWC-22	0.09069	0.08065	2	No	22	0.08567	0.009353	0	None	No	0.01	Param.
Barium (mg/L)	BGWC-23	0.11	0.085	2	No	22	0.0988	0.01433	0	None	No	0.01	NP (normality)
Barium (mg/L)	BGWC-24	0.1076	0.07675	2	No	23	0.09216	0.02945	0	None	No	0.01	Param.
Barium (mg/L)	BGWC-25	0.02513	0.01829	2	No	22	0.02203	0.006693	0	None	sqrt(x)	0.01	Param.
Barium (mg/L)	BGWC-30	0.191	0.074	2	No	22	0.1196	0.05938	0	None	No	0.01	NP (normality)
Barium (mg/L)	BGWC-31	0.04429	0.03486	2	No	11	0.03964	0.005971	0	None	x^(1/3)	0.01	Param.
Barium (mg/L)	BGWC-32	0.1222	0.09054	2	No	11	0.1065	0.01946	0	None	sqrt(x)	0.01	Param.
Barium (mg/L)	BGWC-34D	0.04969	0.03721	2	No	11	0.04345	0.007488	0	None	No	0.01	Param.
Barium (mg/L)	BGWC-35D	0.09933	0.0663	2	No	11	0.08282	0.01982	0	None	No	0.01	Param.
Barium (mg/L)	BGWC-36D	0.084	0.062	2	No	11	0.07264	0.01407	0	None	No	0.006	NP (normality)
Barium (mg/L)	BGWC-37D	0.12	0.087	2	No	8	0.09625	0.01078	0	None	No	0.004	NP (normality)
Barium (mg/L)	BGWC-38D	0.2032	0.09383	2	No	8	0.1485	0.05158	0	None	No	0.01	Param.
Barium (mg/L)	BGWC-39	0.08089	0.04711	2	No	8	0.064	0.01594	0	None	No	0.01	Param.
Barium (mg/L)	BGWC-40	0.05858	0.04542	2	No	8	0.052	0.006211	0	None	No	0.01	Param.
Barium (mg/L)	BGWC-41D	0.06516	0.04817	2	No	6	0.05667	0.006186	0	None	No	0.01	Param.
Barium (mg/L)	BGWC-42D	0.1381	0.06152	2	No	6	0.09983	0.02789	0	None	No	0.01	Param.
Barium (mg/L)	BGWC-43D	0.08084	0.06183	2	No	6	0.07133	0.006919	0	None	No	0.01	Param.
Barium (mg/L)	BGWC-44D	0.02602	0.01965	2	No	6	0.02283	0.002317	0	None	No	0.01	Param.
Barium (mg/L)	BGWC-49D	0.1072	0.04781	2	No	4	0.0775	0.01308	0	None	No	0.01	Param.
Barium (mg/L)	BGWC-50D	0.06629	0.01421	2	No	4	0.04025	0.01147	0	None	No	0.01	Param.
Barium (mg/L)	BGWC-51	0.06959	0.006781	2	No	6	0.03818	0.02286	0	None	No	0.01	Param.
Barium (mg/L)	BGWC-52	0.1027	0.01995	2	No	6	0.06133	0.03012	0	None	No	0.01	Param.
Barium (mg/L)	BGWC-7	0.0389	0.03301	2	No	22	0.03595	0.005493	0	None	No	0.01	Param.
Barium (mg/L)	BGWC-8	0.03052	0.02708	2	No	22	0.02808	0.00561	0	None	x^3	0.01	Param.
Barium (mg/L)	BGWC-9	0.03168	0.02743	2	No	21	0.02955	0.003848	0	None	No	0.01	Param.
Beryllium (mg/L)	BGWC-12	0.0005	0.000076	0.004	No	20	0.0004561	0.0001352	90	None	No	0.01	NP (NDs)
Beryllium (mg/L)	BGWC-16	0.003	0.00012	0.004	No	20	0.001414	0.001472	45	None	No	0.01	NP (normality)
Beryllium (mg/L)	BGWC-17	0.0005	0.000065	0.004	No	20	0.0004119	0.0001808	80	None	No	0.01	NP (NDs)
Beryllium (mg/L)	BGWC-18	0.0005	0.000076	0.004	No	20	0.000351	0.0002086	65	None	No	0.01	NP (NDs)
Beryllium (mg/L)	BGWC-19	0.003	0.00008	0.004	No	20	0.00183	0.001471	60	None	No	0.01	NP (NDs)
Beryllium (mg/L)	BGWC-22	0.003	0.00011	0.004	No	20	0.001409	0.001477	45	None	No	0.01	NP (normality)
Beryllium (mg/L)	BGWC-23	0.0005	0.000054	0.004	No	20	0.0004777	0.00009973	95	None	No	0.01	NP (NDs)
Beryllium (mg/L)	BGWC-24	0.0005	0.00017	0.004	No	21	0.0003697	0.0001744	61.9	None	No	0.01	NP (NDs)
Beryllium (mg/L)	BGWC-36D	0.0005	0.0005	0.004	No	10	0.000457	0.000136	90	None	No	0.011	NP (NDs)
Beryllium (mg/L)	BGWC-38D	0.0005	0.000054	0.004	No	8	0.0002826	0.0002326	50	None	No	0.004	NP (normality)

Confidence Intervals - All Results

Plant Bowen Client: Southern Company Data: Bowen AP-1 Printed 4/18/2023, 12:45 PM

Constituent	Well	Upper Lim.	Lower Lim.	Compliance	Sig.	N	Mean	Std. Dev.	%NDs	ND Adj.	Transform	Alpha	Method
Beryllium (mg/L)	BGWC-39	0.0005	0.000079	0.004	No	8	0.0004474	0.0001488	87.5	None	No	0.004	NP (NDs)
Beryllium (mg/L)	BGWC-51	0.0001879	0.00006138	0.004	No	6	0.0001838	0.0001626	16.67	Kaplan-Meier	sqrt(x)	0.01	Param.
Beryllium (mg/L)	BGWC-52	0.0005	0.000052	0.004	No	6	0.0004253	0.0001829	83.33	None	No	0.0155	NP (NDs)
Cadmium (mg/L)	BGWC-14A	0.0005	0.00016	0.005	No	13	0.0003208	0.0001599	38.46	None	No	0.01	NP (normality)
Cadmium (mg/L)	BGWC-16	0.001693	0.001307	0.005	No	22	0.0015	0.0003599	0	None	No	0.01	Param.
Cadmium (mg/L)	BGWC-17	0.0005	0.00015	0.005	No	22	0.0003027	0.0001739	40.91	None	No	0.01	NP (normality)
Cadmium (mg/L)	BGWC-18	0.0003808	0.0001718	0.005	No	22	0.0004251	0.0001792	50	Kaplan-Meier	No	0.01	Param.
Cadmium (mg/L)	BGWC-19	0.0005	0.0002	0.005	No	22	0.00045	0.00013	86.36	Kaplan-Meier	No	0.01	NP (NDs)
Cadmium (mg/L)	BGWC-20	0.0005	0.00008	0.005	No	22	0.0004809	0.00008954	95.45	Kaplan-Meier	No	0.01	NP (NDs)
Cadmium (mg/L)	BGWC-22	0.005	0.00033	0.005	No	22	0.00348	0.002279	68.18	None	No	0.01	NP (NDs)
Cadmium (mg/L)	BGWC-23	0.0005	0.00019	0.005	No	22	0.0004859	0.00006609	95.45	None	No	0.01	NP (NDs)
Cadmium (mg/L)	BGWC-24	0.00562	0.003048	0.005	No	23	0.004334	0.002459	0	None	No	0.01	Param.
Cadmium (mg/L)	BGWC-30	0.0005	0.0003	0.005	No	22	0.0004172	0.0001357	54.55	None	No	0.01	NP (NDs)
Cadmium (mg/L)	BGWC-38D	0.00081	0.00032	0.005	No	8	0.0005163	0.0001344	75	None	No	0.004	NP (NDs)
Cadmium (mg/L)	BGWC-39	0.0002541	0.0001271	0.005	No	8	0.0003063	0.00017	37.5	Kaplan-Meier	ln(x)	0.01	Param.
Cadmium (mg/L)	BGWC-43D	0.001505	0.00001214	0.005	No	6	0.0007583	0.0005432	0	None	No	0.01	Param.
Cadmium (mg/L)	BGWC-51	0.000601	0.0002156	0.005	No	6	0.0004783	0.0001289	33.33	Kaplan-Meier	No	0.01	Param.
Cadmium (mg/L)	BGWC-52	0.0005	0.00018	0.005	No	6	0.0003517	0.0001645	50	None	No	0.0155	NP (normality)
Chromium (mg/L)	BGWA-6	0.005	0.0044	0.1	No	18	0.004772	0.0008288	88.89	None	No	0.01	NP (NDs)
Chromium (mg/L)	BGWC-10	0.005	0.0011	0.1	No	20	0.004805	0.0008721	95	None	No	0.01	NP (NDs)
Chromium (mg/L)	BGWC-12	0.005	0.00079	0.1	No	20	0.003881	0.00199	75	None	No	0.01	NP (NDs)
Chromium (mg/L)	BGWC-14A	0.026	0.005	0.1	No	13	0.006615	0.005824	92.31	None	No	0.01	NP (NDs)
Chromium (mg/L)	BGWC-16	0.005	0.0019	0.1	No	20	0.00463	0.001154	90	None	No	0.01	NP (NDs)
Chromium (mg/L)	BGWC-17	0.005	0.00044	0.1	No	20	0.004541	0.001411	90	None	No	0.01	NP (NDs)
Chromium (mg/L)	BGWC-18	0.005	0.0011	0.1	No	20	0.00436	0.001565	85	None	No	0.01	NP (NDs)
Chromium (mg/L)	BGWC-20	0.005	0.0011	0.1	No	20	0.003721	0.001822	60	None	No	0.01	NP (NDs)
Chromium (mg/L)	BGWC-21	0.005	0.0025	0.1	No	19	0.004627	0.001171	89.47	None	No	0.01	NP (NDs)
Chromium (mg/L)	BGWC-23	0.005	0.0033	0.1	No	20	0.00414	0.00162	75	None	No	0.01	NP (NDs)
Chromium (mg/L)	BGWC-24	0.005	0.0009	0.1	No	21	0.00438	0.001556	85.71	None	No	0.01	NP (NDs)
Chromium (mg/L)	BGWC-25	0.005	0.0021	0.1	No	20	0.004855	0.0006485	95	None	No	0.01	NP (NDs)
Chromium (mg/L)	BGWC-30	0.005	0.00082	0.1	No	20	0.002315	0.002035	35	None	No	0.01	NP (normality)
Chromium (mg/L)	BGWC-31	0.005	0.00064	0.1	No	10	0.00373	0.00205	70	None	No	0.011	NP (NDs)
Chromium (mg/L)	BGWC-32	0.005	0.00062	0.1	No	10	0.003241	0.002137	50	None	No	0.011	NP (normality)
Chromium (mg/L)	BGWC-35D	0.005	0.00072	0.1	No	10	0.003749	0.002017	70	None	No	0.011	NP (NDs)
Chromium (mg/L)	BGWC-36D	0.005	0.00057	0.1	No	10	0.003274	0.002232	60	None	No	0.011	NP (NDs)
Chromium (mg/L)	BGWC-37D	0.005	0.00068	0.1	No	8	0.00392	0.002	75	None	No	0.004	NP (NDs)
Chromium (mg/L)	BGWC-38D	0.005	0.00042	0.1	No	8	0.00419	0.001662	75	None	No	0.004	NP (NDs)
Chromium (mg/L)	BGWC-39	0.005	0.001	0.1	No	8	0.0045	0.001414	87.5	None	No	0.004	NP (NDs)
Chromium (mg/L)	BGWC-40	0.005	0.00043	0.1	No	8	0.002342	0.002209	37.5	None	No	0.004	NP (normality)
Chromium (mg/L)	BGWC-41D	0.005	0.00068	0.1	No	6	0.00428	0.001764	83.33	None	No	0.0155	NP (NDs)
Chromium (mg/L)	BGWC-42D	0.005	0.00062	0.1	No	6	0.00362	0.002143	66.67	None	No	0.0155	NP (NDs)
Chromium (mg/L)	BGWC-43D	0.005	0.0024	0.1	No	6	0.004567	0.001061	83.33	None	No	0.0155	NP (NDs)
Chromium (mg/L)	BGWC-44D	0.005	0.00093	0.1	No	6	0.003645	0.002099	66.67	None	No	0.0155	NP (NDs)
Chromium (mg/L)	BGWC-49D	0.005	0.00071	0.1	No	4	0.003927	0.002145	75	None	No	0.0625	NP (NDs)
Chromium (mg/L)	BGWC-51	0.005	0.0006	0.1	No	6	0.004267	0.001796	83.33	None	No	0.0155	NP (NDs)
Chromium (mg/L)	BGWC-52	0.005	0.00061	0.1	No	6	0.003652	0.0021	66.67	None	No	0.0155	NP (NDs)
Chromium (mg/L)	BGWC-7	0.005	0.00095	0.1	No	20	0.004355	0.001576	85	None	No	0.01	NP (NDs)
Chromium (mg/L)	BGWC-8	0.005	0.0011	0.1	No	20	0.00542	0.01367	25	None	No	0.01	NP (normality)
Chromium (mg/L)	BGWC-9	0.005	0.002	0.1	No	19	0.004842	0.0006882	94.74	None	No	0.01	NP (NDs)
Cobalt (mg/L)	BGWA-6	0.005	0.0005	0.006	No	19	0.003126	0.002264	57.89	None	No	0.01	NP (NDs)
Cobalt (mg/L)	BGWC-10	0.005	0.00056	0.006	No	22	0.003551	0.002171	68.18	None	No	0.01	NP (NDs)
Cobalt (mg/L)	BGWC-12	0.005	0.00048	0.006	No	22	0.002745	0.002311	50	None	No	0.01	NP (normality)
Cobalt (mg/L)	BGWC-14A	0.002338	0.0009874	0.006	No	13	0.002785	0.001713	30.77	Kaplan-Meier	sqrt(x)	0.01	Param.
Cobalt (mg/L)	BGWC-16	0.008105	0.005468	0.006	No	22	0.006786	0.002456	4.545	None	No	0.01	Param.
Cobalt (mg/L)	BGWC-17	0.005	0.00015	0.006	No	22	0.00478	0.001034	95.45	None	No	0.01	NP (NDs)

Confidence Intervals - All Results

Plant Bowen Client: Southern Company Data: Bowen AP-1 Printed 4/18/2023, 12:45 PM

Constituent	Well	Upper Lim.	Lower Lim.	Compliance	Sig.	N	Mean	Std. Dev.	%NDs	ND Adj.	Transform	Alpha	Method
Cobalt (mg/L)	BGWC-18	0.005	0.0009	0.006	No	22	0.003992	0.001906	77.27	None	No	0.01	NP (NDs)
Cobalt (mg/L)	BGWC-19	0.005	0.000072	0.006	No	22	0.004776	0.001051	95.45	None	No	0.01	NP (NDs)
Cobalt (mg/L)	BGWC-20	0.005	0.0008	0.006	No	22	0.004382	0.001595	86.36	None	No	0.01	NP (NDs)
Cobalt (mg/L)	BGWC-21	0.005	0.00058	0.006	No	21	0.002675	0.002137	42.86	None	No	0.01	NP (normality)
Cobalt (mg/L)	**BGWC-22**	**0.02671**	**0.01664**	**0.006**	**Yes**	**25**	**0.02168**	**0.01011**	**0**	**None**	**No**	**0.01**	**Param.**
Cobalt (mg/L)	BGWC-23	0.005	0.00058	0.006	No	24	0.003716	0.002054	70.83	None	No	0.01	NP (NDs)
Cobalt (mg/L)	BGWC-24	0.004065	0.002943	0.006	No	25	0.003504	0.001125	12	None	No	0.01	Param.
Cobalt (mg/L)	BGWC-25	0.005	0.0006	0.006	No	22	0.004583	0.001352	90.91	None	No	0.01	NP (NDs)
Cobalt (mg/L)	BGWC-30	0.005	0.0009	0.006	No	24	0.003297	0.002079	58.33	None	No	0.01	NP (NDs)
Cobalt (mg/L)	BGWC-31	0.005	0.00036	0.006	No	11	0.002531	0.002367	45.45	None	No	0.006	NP (normality)
Cobalt (mg/L)	BGWC-32	0.007733	0.002582	0.006	No	13	0.005158	0.003463	7.692	None	No	0.01	Param.
Cobalt (mg/L)	BGWC-34D	0.005	0.00042	0.006	No	11	0.001524	0.001743	18.18	None	No	0.006	NP (normality)
Cobalt (mg/L)	BGWC-35D	0.002864	0.0008607	0.006	No	11	0.001907	0.001371	9.091	None	sqrt(x)	0.01	Param.
Cobalt (mg/L)	BGWC-36D	0.005	0.00049	0.006	No	11	0.002638	0.002269	45.45	None	No	0.006	NP (normality)
Cobalt (mg/L)	BGWC-37D	0.001974	0.000586	0.006	No	8	0.00128	0.0006547	12.5	None	No	0.01	Param.
Cobalt (mg/L)	BGWC-38D	0.007152	0.001413	0.006	No	9	0.004311	0.003997	0	None	x^(1/3)	0.01	Param.
Cobalt (mg/L)	BGWC-39	0.005	0.00047	0.006	No	9	0.00382	0.001941	66.67	None	No	0.002	NP (NDs)
Cobalt (mg/L)	BGWC-40	0.0005932	0.0004468	0.006	No	8	0.00052	0.00006908	0	None	No	0.01	Param.
Cobalt (mg/L)	BGWC-41D	0.005	0.0004	0.006	No	6	0.00202	0.002311	33.33	None	No	0.0155	NP (normality)
Cobalt (mg/L)	BGWC-43D	0.005927	0.002359	0.006	No	7	0.004143	0.001502	0	None	No	0.01	Param.
Cobalt (mg/L)	BGWC-49D	0.001165	0.0004948	0.006	No	4	0.00083	0.0001476	0	None	No	0.01	Param.
Cobalt (mg/L)	BGWC-50D	0.002057	0.0001478	0.006	No	4	0.001103	0.0004205	0	None	No	0.01	Param.
Cobalt (mg/L)	BGWC-52	0.005006	0.0003471	0.006	No	6	0.002677	0.001696	0	None	No	0.01	Param.
Cobalt (mg/L)	BGWC-7	0.00091	0.00068	0.006	No	22	0.002431	0.003654	18.18	None	No	0.01	NP (normality)
Cobalt (mg/L)	BGWC-8	0.005	0.0012	0.006	No	22	0.004168	0.001818	81.82	None	No	0.01	NP (NDs)
Cobalt (mg/L)	BGWC-9	0.005	0.0006	0.006	No	21	0.00434	0.001658	85.71	None	No	0.01	NP (NDs)
Combined Radium 226 + 228 (pCi/L)	BGWA-6	0.7035	0.3247	5	No	19	0.546	0.3493	0	None	sqrt(x)	0.01	Param.
Combined Radium 226 + 228 (pCi/L)	BGWC-10	1.443	0.9789	5	No	22	1.237	0.4758	0	None	sqrt(x)	0.01	Param.
Combined Radium 226 + 228 (pCi/L)	BGWC-12	0.741	0.3445	5	No	22	0.5427	0.3693	0	None	No	0.01	Param.
Combined Radium 226 + 228 (pCi/L)	BGWC-14A	1.316	0.5696	5	No	13	0.9428	0.502	0	None	No	0.01	Param.
Combined Radium 226 + 228 (pCi/L)	BGWC-16	1.199	0.7064	5	No	22	0.9525	0.4585	0	None	No	0.01	Param.
Combined Radium 226 + 228 (pCi/L)	BGWC-17	0.8295	0.4521	5	No	22	0.6408	0.3515	0	None	No	0.01	Param.
Combined Radium 226 + 228 (pCi/L)	BGWC-18	1.034	0.5819	5	No	22	0.8455	0.4851	0	None	sqrt(x)	0.01	Param.
Combined Radium 226 + 228 (pCi/L)	BGWC-19	1.113	0.6589	5	No	22	0.8859	0.4228	0	None	No	0.01	Param.
Combined Radium 226 + 228 (pCi/L)	BGWC-20	1.433	0.9253	5	No	22	1.179	0.4728	0	None	No	0.01	Param.
Combined Radium 226 + 228 (pCi/L)	BGWC-21	0.8437	0.4975	5	No	21	0.6706	0.3138	0	None	No	0.01	Param.
Combined Radium 226 + 228 (pCi/L)	BGWC-22	2.9	2.023	5	No	22	2.461	0.8172	0	None	No	0.01	Param.
Combined Radium 226 + 228 (pCi/L)	BGWC-23	1.876	1.131	5	No	22	1.504	0.6938	0	None	No	0.01	Param.
Combined Radium 226 + 228 (pCi/L)	BGWC-24	3.504	1.927	5	No	22	3.109	2.64	0	None	ln(x)	0.01	Param.
Combined Radium 226 + 228 (pCi/L)	BGWC-25	0.9359	0.5206	5	No	22	0.7283	0.3869	0	None	No	0.01	Param.
Combined Radium 226 + 228 (pCi/L)	BGWC-30	2.16	1.191	5	No	21	1.676	0.878	0	None	No	0.01	Param.
Combined Radium 226 + 228 (pCi/L)	BGWC-31	1.809	1.015	5	No	11	1.412	0.4763	0	None	No	0.01	Param.
Combined Radium 226 + 228 (pCi/L)	BGWC-32	2.156	1.197	5	No	11	1.677	0.5753	0	None	No	0.01	Param.
Combined Radium 226 + 228 (pCi/L)	BGWC-34D	2.881	1.681	5	No	11	2.281	0.7197	0	None	No	0.01	Param.
Combined Radium 226 + 228 (pCi/L)	BGWC-35D	3.1	1.931	5	No	11	2.515	0.7013	0	None	No	0.01	Param.
Combined Radium 226 + 228 (pCi/L)	BGWC-36D	2.347	1.305	5	No	11	1.826	0.6253	0	None	No	0.01	Param.
Combined Radium 226 + 228 (pCi/L)	BGWC-37D	3.297	2.248	5	No	8	2.773	0.4953	0	None	No	0.01	Param.
Combined Radium 226 + 228 (pCi/L)	BGWC-38D	5.91	3.34	5	No	8	4.681	1.112	0	None	No	0.004	NP (normality)
Combined Radium 226 + 228 (pCi/L)	BGWC-39	1.582	0.4558	5	No	8	1.019	0.5313	0	None	No	0.01	Param.
Combined Radium 226 + 228 (pCi/L)	BGWC-40	1.028	0.3254	5	No	8	0.6766	0.3314	0	None	No	0.01	Param.
Combined Radium 226 + 228 (pCi/L)	BGWC-41D	1.855	0.6455	5	No	6	1.251	0.4404	0	None	No	0.01	Param.
Combined Radium 226 + 228 (pCi/L)	BGWC-42D	1.38	0.461	5	No	6	0.747	0.3791	0	None	No	0.0155	NP (normality)
Combined Radium 226 + 228 (pCi/L)	BGWC-43D	2.031	1.012	5	No	6	1.522	0.371	0	None	No	0.01	Param.
Combined Radium 226 + 228 (pCi/L)	BGWC-44D	1.512	0.5095	5	No	6	1.011	0.3647	0	None	No	0.01	Param.
Combined Radium 226 + 228 (pCi/L)	BGWC-49D	3.66	2.36	5	No	4	2.72	0.6277	0	None	No	0.0625	NP (normality)

Confidence Intervals - All Results

Plant Bowen Client: Southern Company Data: Bowen AP-1 Printed 4/18/2023, 12:45 PM

Constituent	Well	Upper Lim.	Lower Lim.	Compliance	Sig.	N	Mean	Std. Dev.	%NDs	ND Adj.	Transform	Alpha	Method
Combined Radium 226 + 228 (pCi/L)	BGWC-50D	1.4	0.99	5	No	4	1.1	0.2002	0	None	No	0.0625	NP (normality)
Combined Radium 226 + 228 (pCi/L)	BGWC-51	0.7936	0.3971	5	No	6	0.5953	0.1443	0	None	No	0.01	Param.
Combined Radium 226 + 228 (pCi/L)	BGWC-52	1.755	0.1934	5	No	6	0.9743	0.5685	0	None	No	0.01	Param.
Combined Radium 226 + 228 (pCi/L)	BGWC-7	1.656	1.206	5	No	22	1.431	0.4198	0	None	No	0.01	Param.
Combined Radium 226 + 228 (pCi/L)	BGWC-8	0.8046	0.397	5	No	22	0.6008	0.3797	0	None	No	0.01	Param.
Combined Radium 226 + 228 (pCi/L)	BGWC-9	1.017	0.5059	5	No	21	0.8082	0.5265	0	None	sqrt(x)	0.01	Param.
Fluoride (mg/L)	BGWA-6	0.1	0.06	4	No	20	0.0861	0.02728	65	None	No	0.01	NP (NDs)
Fluoride (mg/L)	BGWC-10	0.1031	0.05459	4	No	23	0.11	0.06845	39.13	Kaplan-Meier	ln(x)	0.01	Param.
Fluoride (mg/L)	BGWC-12	0.12	0.08	4	No	23	0.104	0.06177	43.48	None	No	0.01	NP (normality)
Fluoride (mg/L)	BGWC-14A	0.1	0.055	4	No	13	0.08577	0.01993	61.54	None	No	0.01	NP (NDs)
Fluoride (mg/L)	BGWC-16	0.1576	0.06366	4	No	23	0.135	0.1123	26.09	Kaplan-Meier	sqrt(x)	0.01	Param.
Fluoride (mg/L)	BGWC-17	0.2131	0.1207	4	No	23	0.1899	0.1388	4.348	None	ln(x)	0.01	Param.
Fluoride (mg/L)	BGWC-18	0.14	0.08	4	No	23	0.1263	0.09818	34.78	None	No	0.01	NP (normality)
Fluoride (mg/L)	BGWC-19	0.11	0.07	4	No	23	0.1172	0.1113	34.78	None	No	0.01	NP (normality)
Fluoride (mg/L)	BGWC-20	0.13	0.062	4	No	23	0.119	0.1324	47.83	None	No	0.01	NP (normality)
Fluoride (mg/L)	BGWC-21	0.1	0.066	4	No	22	0.08445	0.02606	54.55	None	No	0.01	NP (NDs)
Fluoride (mg/L)	BGWC-22	0.34	0.23	4	No	26	0.3742	0.2814	0	None	No	0.01	NP (normality)
Fluoride (mg/L)	BGWC-23	0.1	0.068	4	No	25	0.166	0.2097	20	None	No	0.01	NP (normality)
Fluoride (mg/L)	BGWC-24	1.2	0.064	4	No	26	0.7825	1.077	7.692	None	No	0.01	NP (normality)
Fluoride (mg/L)	BGWC-25	0.09163	0.05483	4	No	23	0.092	0.03071	47.83	Kaplan-Meier	No	0.01	Param.
Fluoride (mg/L)	BGWC-30	0.1936	0.07687	4	No	25	0.208	0.2007	20	Kaplan-Meier	ln(x)	0.01	Param.
Fluoride (mg/L)	BGWC-32	0.66	0.13	4	No	13	0.3336	0.3569	0	None	No	0.01	NP (normality)
Fluoride (mg/L)	BGWC-34D	0.1	0.053	4	No	11	0.08982	0.02301	81.82	None	No	0.006	NP (NDs)
Fluoride (mg/L)	BGWC-35D	0.26	0.13	4	No	11	0.2509	0.2234	0	None	No	0.006	NP (normality)
Fluoride (mg/L)	BGWC-36D	0.26	0.11	4	No	11	0.1673	0.09991	9.091	None	No	0.006	NP (normality)
Fluoride (mg/L)	BGWC-37D	0.4539	0.1561	4	No	8	0.305	0.1405	0	None	No	0.01	Param.
Fluoride (mg/L)	BGWC-38D	0.6449	0.3662	4	No	9	0.5056	0.1443	0	None	No	0.01	Param.
Fluoride (mg/L)	BGWC-39	0.1458	0.05999	4	No	9	0.1029	0.04443	11.11	None	No	0.01	Param.
Fluoride (mg/L)	BGWC-40	0.09873	0.05745	4	No	9	0.08756	0.02295	33.33	Kaplan-Meier	No	0.01	Param.
Fluoride (mg/L)	BGWC-41D	0.1094	0.06028	4	No	7	0.08486	0.02069	14.29	None	No	0.01	Param.
Fluoride (mg/L)	BGWC-42D	0.6857	0.4068	4	No	8	0.5463	0.1316	0	None	No	0.01	Param.
Fluoride (mg/L)	BGWC-43D	1.099	0.8194	4	No	9	0.9589	0.1486	0	None	sqrt(x)	0.01	Param.
Fluoride (mg/L)	BGWC-44D	0.16	0.088	4	No	7	0.1083	0.02368	57.14	None	No	0.008	NP (NDs)
Fluoride (mg/L)	BGWC-49D	0.1073	0.03467	4	No	4	0.0855	0.02124	50	Kaplan-Meier	No	0.01	Param.
Fluoride (mg/L)	BGWC-50D	0.1296	0.0489	4	No	4	0.0945	0.01969	25	Kaplan-Meier	No	0.01	Param.
Fluoride (mg/L)	BGWC-51	0.1735	0.07355	4	No	6	0.1235	0.03636	0	None	No	0.01	Param.
Fluoride (mg/L)	BGWC-52	0.1361	0.07262	4	No	6	0.1043	0.02309	0	None	No	0.01	Param.
Fluoride (mg/L)	BGWC-7	0.1803	0.1238	4	No	23	0.152	0.05394	4.348	None	No	0.01	Param.
Fluoride (mg/L)	BGWC-8	0.1	0.067	4	No	23	0.08035	0.02994	60.87	None	No	0.01	NP (NDs)
Fluoride (mg/L)	BGWC-9	0.2054	0.1011	4	No	22	0.1818	0.1443	0	None	ln(x)	0.01	Param.
Lead (mg/L)	BGWA-6	0.001	0.00016	0.015	No	18	0.0007973	0.0003908	77.78	None	No	0.01	NP (NDs)
Lead (mg/L)	BGWC-10	0.001	0.00019	0.015	No	20	0.0009165	0.0002571	90	None	No	0.01	NP (NDs)
Lead (mg/L)	BGWC-12	0.001	0.00013	0.015	No	20	0.0006824	0.0004148	60	None	No	0.01	NP (NDs)
Lead (mg/L)	BGWC-14A	0.001	0.000062	0.015	No	13	0.0007155	0.0004444	69.23	None	No	0.01	NP (NDs)
Lead (mg/L)	BGWC-16	0.001	0.00014	0.015	No	20	0.0006665	0.0004221	60	None	No	0.01	NP (NDs)
Lead (mg/L)	BGWC-17	0.001	0.000079	0.015	No	20	0.000954	0.0002059	95	None	No	0.01	NP (NDs)
Lead (mg/L)	BGWC-18	0.001	0.0001	0.015	No	20	0.0006886	0.000436	65	None	No	0.01	NP (NDs)
Lead (mg/L)	BGWC-19	0.001	0.0006	0.015	No	20	0.0009319	0.0002286	90	None	No	0.01	NP (NDs)
Lead (mg/L)	BGWC-20	0.001	0.0001	0.015	No	20	0.0009092	0.0002796	90	None	No	0.01	NP (NDs)
Lead (mg/L)	BGWC-21	0.001	0.000068	0.015	No	19	0.0006571	0.0004614	63.16	None	No	0.01	NP (NDs)
Lead (mg/L)	BGWC-22	0.001	0.00033	0.015	No	20	0.0007848	0.000386	75	None	No	0.01	NP (NDs)
Lead (mg/L)	BGWC-23	0.001	0.00031	0.015	No	20	0.0009225	0.0002401	90	None	No	0.01	NP (NDs)
Lead (mg/L)	BGWC-24	0.001	0.0001	0.015	No	21	0.0007585	0.0004057	71.43	None	No	0.01	NP (NDs)
Lead (mg/L)	BGWC-25	0.001	0.0002	0.015	No	20	0.0007013	0.0003977	60	None	No	0.01	NP (NDs)
Lead (mg/L)	BGWC-30	0.001	0.00016	0.015	No	20	0.0005895	0.0004255	50	None	No	0.01	NP (normality)

Confidence Intervals - All Results

Plant Bowen Client: Southern Company Data: Bowen AP-1 Printed 4/18/2023, 12:45 PM

Constituent	Well	Upper Lim.	Lower Lim.	Compliance	Sig.	N	Mean	Std. Dev.	%NDs	ND Adj.	Transform	Alpha	Method
Lead (mg/L)	BGWC-31	0.0007894	0.0002104	0.015	No	10	0.0006766	0.0003878	30	Kaplan-Meier	No	0.01	Param.
Lead (mg/L)	BGWC-32	0.001	0.00011	0.015	No	10	0.0008182	0.0003834	80	Kaplan-Meier	No	0.011	NP (NDs)
Lead (mg/L)	BGWC-34D	0.001	0.001	0.015	No	10	0.0009054	0.0002992	90	Kaplan-Meier	No	0.011	NP (NDs)
Lead (mg/L)	BGWC-35D	0.0002864	0.0001099	0.015	No	10	0.0005209	0.0004201	40	Kaplan-Meier	x^(1/3)	0.01	Param.
Lead (mg/L)	BGWC-36D	0.001	0.00014	0.015	No	10	0.000592	0.0003893	40	None	No	0.011	NP (normality)
Lead (mg/L)	BGWC-37D	0.001	0.000073	0.015	No	8	0.0005694	0.0004652	50	None	No	0.004	NP (normality)
Lead (mg/L)	BGWC-38D	0.001	0.00016	0.015	No	8	0.0007038	0.0004096	62.5	None	No	0.004	NP (NDs)
Lead (mg/L)	BGWC-39	0.001	0.0001	0.015	No	8	0.0008875	0.0003182	87.5	None	No	0.004	NP (NDs)
Lead (mg/L)	BGWC-40	0.001	0.00014	0.015	No	8	0.0004838	0.0004286	37.5	None	No	0.004	NP (normality)
Lead (mg/L)	BGWC-41D	0.001	0.000036	0.015	No	6	0.0008393	0.0003936	83.33	None	No	0.0155	NP (NDs)
Lead (mg/L)	BGWC-42D	0.001	0.000041	0.015	No	6	0.0006808	0.0004945	66.67	None	No	0.0155	NP (NDs)
Lead (mg/L)	BGWC-43D	0.001	0.00012	0.015	No	6	0.0008533	0.0003593	83.33	None	No	0.0155	NP (NDs)
Lead (mg/L)	BGWC-44D	0.001	0.00017	0.015	No	6	0.0008617	0.0003388	83.33	None	No	0.0155	NP (NDs)
Lead (mg/L)	BGWC-49D	0.001	0.000044	0.015	No	4	0.000761	0.000478	75	None	No	0.0625	NP (NDs)
Lead (mg/L)	BGWC-50D	0.001	0.00014	0.015	No	4	0.000785	0.00043	75	None	No	0.0625	NP (NDs)
Lead (mg/L)	BGWC-51	0.001	0.00015	0.015	No	6	0.0005883	0.0004516	50	None	No	0.0155	NP (normality)
Lead (mg/L)	BGWC-52	0.001	0.000054	0.015	No	6	0.000544	0.0004999	50	None	No	0.0155	NP (normality)
Lead (mg/L)	BGWC-8	0.001	0.0003	0.015	No	20	0.0008345	0.0003414	80	None	No	0.01	NP (NDs)
Lead (mg/L)	BGWC-9	0.001	0.000082	0.015	No	19	0.0005931	0.0004506	52.63	None	No	0.01	NP (NDs)
Lithium (mg/L)	BGWA-6	0.03	0.00082	0.04	No	19	0.02846	0.006694	94.74	None	No	0.01	NP (NDs)
Lithium (mg/L)	BGWC-10	0.03	0.00093	0.04	No	22	0.01061	0.01361	31.82	None	No	0.01	NP (normality)
Lithium (mg/L)	BGWC-12	0.05	0.001	0.04	No	22	0.02554	0.02504	50	None	No	0.01	NP (normality)
Lithium (mg/L)	BGWC-14A	0.03	0.00087	0.04	No	13	0.01658	0.01508	53.85	None	No	0.01	NP (NDs)
Lithium (mg/L)	BGWC-16	0.03	0.00049	0.04	No	22	0.02866	0.006292	95.45	None	No	0.01	NP (NDs)
Lithium (mg/L)	BGWC-17	0.03	0.00069	0.04	No	22	0.02867	0.006249	95.45	None	No	0.01	NP (NDs)
Lithium (mg/L)	BGWC-20	0.02715	0.01888	0.04	No	22	0.02302	0.007705	0	None	No	0.01	Param.
Lithium (mg/L)	BGWC-22	0.02904	0.01836	0.04	No	22	0.0237	0.009957	0	None	No	0.01	Param.
Lithium (mg/L)	BGWC-23	0.02475	0.01345	0.04	No	22	0.02009	0.01101	0	None	sqrt(x)	0.01	Param.
Lithium (mg/L)	BGWC-24	0.0082	0.0057	0.04	No	23	0.00783	0.003041	13.04	None	No	0.01	NP (normality)
Lithium (mg/L)	BGWC-30	0.0171	0.0012	0.04	No	22	0.008871	0.007859	4.545	None	No	0.01	NP (normality)
Lithium (mg/L)	BGWC-34D	0.03	0.00098	0.04	No	11	0.0247	0.0118	81.82	None	No	0.006	NP (NDs)
Lithium (mg/L)	BGWC-35D	0.01656	0.009623	0.04	No	11	0.01309	0.004161	0	None	No	0.01	Param.
Lithium (mg/L)	BGWC-36D	0.0044	0.0011	0.04	No	11	0.003245	0.004012	9.091	None	No	0.006	NP (normality)
Lithium (mg/L)	BGWC-37D	0.03167	0.001954	0.04	No	7	0.01506	0.01484	0	None	sqrt(x)	0.01	Param.
Lithium (mg/L)	BGWC-38D	0.01721	0.006114	0.04	No	8	0.01166	0.005235	0	None	No	0.01	Param.
Lithium (mg/L)	BGWC-39	0.005573	0.003027	0.04	No	8	0.0043	0.001201	0	None	No	0.01	Param.
Lithium (mg/L)	BGWC-40	0.03	0.00079	0.04	No	7	0.01336	0.01557	42.86	None	No	0.008	NP (normality)
Lithium (mg/L)	BGWC-41D	0.002421	0.001086	0.04	No	6	0.001753	0.0004861	0	None	No	0.01	Param.
Lithium (mg/L)	BGWC-42D	0.03	0.0012	0.04	No	5	0.00728	0.01271	20	None	No	0.031	NP (normality)
Lithium (mg/L)	BGWC-43D	0.02989	0.02211	0.04	No	6	0.026	0.002828	0	None	No	0.01	Param.
Lithium (mg/L)	BGWC-44D	0.004092	0.001908	0.04	No	6	0.003	0.000795	0	None	No	0.01	Param.
Lithium (mg/L)	BGWC-49D	0.01194	0.00386	0.04	No	4	0.0079	0.00178	0	None	No	0.01	Param.
Lithium (mg/L)	BGWC-51	0.03	0.0011	0.04	No	6	0.0113	0.01451	33.33	None	No	0.0155	NP (normality)
Lithium (mg/L)	BGWC-52	0.004071	0.0009538	0.04	No	6	0.002913	0.001209	0	None	x^3	0.01	Param.
Lithium (mg/L)	BGWC-7	0.0093	0.0074	0.04	No	22	0.009114	0.003717	4.545	None	No	0.01	NP (normality)
Lithium (mg/L)	BGWC-8	0.03	0.001	0.04	No	22	0.02868	0.006183	95.45	None	No	0.01	NP (NDs)
Lithium (mg/L)	BGWC-9	0.05	0.0013	0.04	No	21	0.0176	0.02348	33.33	None	No	0.01	NP (normality)
Mercury (mg/L)	BGWA-6	0.0002	0.000084	0.002	No	18	0.0001936	0.00002734	94.44	None	No	0.01	NP (NDs)
Mercury (mg/L)	BGWC-10	0.0002	0.0001	0.002	No	20	0.0001874	0.00003969	90	None	No	0.01	NP (NDs)
Mercury (mg/L)	BGWC-12	0.0002	0.0001	0.002	No	20	0.0001879	0.00003786	90	None	No	0.01	NP (NDs)
Mercury (mg/L)	BGWC-14A	0.0002	0.00016	0.002	No	13	0.0001969	0.00001109	92.31	None	No	0.01	NP (NDs)
Mercury (mg/L)	BGWC-16	0.0002	0.000098	0.002	No	20	0.0001949	0.00002281	90	None	No	0.01	NP (NDs)
Mercury (mg/L)	BGWC-17	0.0002303	0.0001435	0.002	No	20	0.0002065	0.0000673	20	Kaplan-Meier	No	0.01	Param.
Mercury (mg/L)	BGWC-18	0.0002	0.000079	0.002	No	20	0.0001939	0.00002706	95	None	No	0.01	NP (NDs)
Mercury (mg/L)	BGWC-19	0.0002	0.00008	0.002	No	20	0.0001865	0.00004184	90	None	No	0.01	NP (NDs)

Confidence Intervals - All Results

Plant Bowen Client: Southern Company Data: Bowen AP-1 Printed 4/18/2023, 12:45 PM

Constituent	Well	Upper Lim.	Lower Lim.	Compliance	Sig.	N	Mean	Std. Dev.	%NDs	ND Adj.	Transform	Alpha	Method
Mercury (mg/L)	BGWC-20	0.0002	0.000066	0.002	No	20	0.0001933	0.00002996	95	None	No	0.01	NP (NDs)
Mercury (mg/L)	BGWC-22	0.0002	0.000092	0.002	No	20	0.0001867	0.00004173	90	None	No	0.01	NP (NDs)
Mercury (mg/L)	BGWC-23	0.0002	0.00005	0.002	No	20	0.0001847	0.0000471	90	None	No	0.01	NP (NDs)
Mercury (mg/L)	BGWC-24	0.0009178	0.0001149	0.002	No	21	0.001025	0.001482	19.05	Kaplan-Meier	x^(1/3)	0.01	Param.
Mercury (mg/L)	BGWC-25	0.0002	0.000047	0.002	No	20	0.0001923	0.00003421	95	None	No	0.01	NP (NDs)
Mercury (mg/L)	BGWC-30	0.0002	0.00008	0.002	No	20	0.0001505	0.0000639	60	None	No	0.01	NP (NDs)
Mercury (mg/L)	BGWC-31	0.0002	0.0002	0.002	No	10	0.000195	0.00001581	90	None	No	0.011	NP (NDs)
Mercury (mg/L)	BGWC-34D	0.0002	0.0002	0.002	No	10	0.000194	0.00001897	90	None	No	0.011	NP (NDs)
Mercury (mg/L)	BGWC-35D	0.0002	0.0002	0.002	No	10	0.000196	0.00001265	90	None	No	0.011	NP (NDs)
Mercury (mg/L)	BGWC-36D	0.0002	0.0002	0.002	No	10	0.000198	0.000006325	90	None	No	0.011	NP (NDs)
Mercury (mg/L)	BGWC-38D	0.00028	0.0001	0.002	No	8	0.0001875	0.00005548	62.5	None	No	0.004	NP (NDs)
Mercury (mg/L)	BGWC-44D	0.0002	0.00017	0.002	No	6	0.000195	0.00001225	83.33	None	No	0.0155	NP (NDs)
Mercury (mg/L)	BGWC-51	0.0046	0.0002	0.002	No	6	0.001958	0.001738	16.67	None	No	0.0155	NP (selected)
Mercury (mg/L)	BGWC-52	0.0002	0.00019	0.002	No	6	0.0001983	0.000004082	83.33	None	No	0.0155	NP (NDs)
Mercury (mg/L)	BGWC-7	0.0002	0.000053	0.002	No	20	0.0001926	0.00003287	95	None	No	0.01	NP (NDs)
Mercury (mg/L)	BGWC-8	0.0002	0.00016	0.002	No	20	0.0001928	0.00002426	90	None	No	0.01	NP (NDs)
Mercury (mg/L)	BGWC-9	0.0002	0.00016	0.002	No	19	0.0001916	0.00002853	89.47	None	No	0.01	NP (NDs)
Molybdenum (mg/L)	BGWA-6	0.01	0.001	0.1	No	19	0.009014	0.002957	89.47	None	No	0.01	NP (NDs)
Molybdenum (mg/L)	BGWC-10	0.0036	0.0032	0.1	No	22	0.003573	0.0008172	0	None	No	0.01	NP (normality)
Molybdenum (mg/L)	BGWC-14A	0.01	0.0011	0.1	No	13	0.003642	0.00373	23.08	None	No	0.01	NP (normality)
Molybdenum (mg/L)	BGWC-19	0.01	0.00023	0.1	No	22	0.009556	0.002083	95.45	None	No	0.01	NP (NDs)
Molybdenum (mg/L)	BGWC-20	0.018	0.0127	0.1	No	22	0.01668	0.005584	0	None	No	0.01	NP (normality)
Molybdenum (mg/L)	BGWC-21	0.002691	0.001651	0.1	No	21	0.004257	0.003424	23.81	Kaplan-Meier	ln(x)	0.01	Param.
Molybdenum (mg/L)	BGWC-22	0.0662	0.04	0.1	No	25	0.05243	0.01338	0	None	No	0.01	NP (normality)
Molybdenum (mg/L)	BGWC-23	0.01272	0.01107	0.1	No	24	0.01179	0.001785	0	None	x^2	0.01	Param.
Molybdenum (mg/L)	BGWC-24	0.01	0.0024	0.1	No	25	0.006106	0.003993	48	None	No	0.01	NP (normality)
Molybdenum (mg/L)	BGWC-25	0.01	0.0029	0.1	No	22	0.00743	0.003605	63.64	None	No	0.01	NP (NDs)
Molybdenum (mg/L)	BGWC-30	0.01246	0.005382	0.1	No	24	0.0099	0.00711	0	None	sqrt(x)	0.01	Param.
Molybdenum (mg/L)	BGWC-31	0.01	0.01	0.1	No	11	0.009121	0.002916	90.91	None	No	0.006	NP (NDs)
Molybdenum (mg/L)	BGWC-32	0.00394	0.003144	0.1	No	12	0.003542	0.0005071	0	None	No	0.01	Param.
Molybdenum (mg/L)	BGWC-34D	0.0021	0.0009	0.1	No	11	0.001455	0.001226	9.091	None	No	0.006	NP (normality)
Molybdenum (mg/L)	BGWC-35D	0.03651	0.02749	0.1	No	12	0.032	0.005752	0	None	No	0.01	Param.
Molybdenum (mg/L)	BGWC-36D	0.01368	0.007682	0.1	No	12	0.01068	0.003825	0	None	No	0.01	Param.
Molybdenum (mg/L)	BGWC-37D	0.02191	0.008686	0.1	No	9	0.01556	0.00972	0	None	ln(x)	0.01	Param.
Molybdenum (mg/L)	BGWC-38D	0.1215	0.08794	0.1	No	10	0.1047	0.01878	0	None	No	0.01	Param.
Molybdenum (mg/L)	BGWC-39	0.008619	0.003706	0.1	No	8	0.006163	0.002318	0	None	No	0.01	Param.
Molybdenum (mg/L)	BGWC-40	0.01	0.00069	0.1	No	8	0.006661	0.004612	62.5	None	No	0.004	NP (NDs)
Molybdenum (mg/L)	BGWC-41D	0.01419	0.006295	0.1	No	7	0.01024	0.003324	14.29	None	No	0.01	Param.
Molybdenum (mg/L)	BGWC-42D	0.01934	0.005113	0.1	No	8	0.01223	0.00671	0	None	No	0.01	Param.
Molybdenum (mg/L)	**BGWC-43D**	**0.2157**	**0.1354**	**0.1**	**Yes**	**9**	**0.1756**	**0.04157**	**0**	**None**	**No**	**0.01**	**Param.**
Molybdenum (mg/L)	BGWC-44D	0.009337	0.001006	0.1	No	7	0.005171	0.003507	14.29	None	No	0.01	Param.
Molybdenum (mg/L)	BGWC-49D	0.007899	0.004001	0.1	No	4	0.00595	0.0008583	0	None	No	0.01	Param.
Molybdenum (mg/L)	BGWC-50D	0.005192	0.001058	0.1	No	4	0.003125	0.0009106	0	None	No	0.01	Param.
Molybdenum (mg/L)	BGWC-51	0.01	0.0027	0.1	No	6	0.008783	0.00298	83.33	None	No	0.0155	NP (NDs)
Molybdenum (mg/L)	BGWC-52	0.0053	0.0035	0.1	No	6	0.004067	0.0006346	0	None	No	0.0155	NP (normality)
Molybdenum (mg/L)	BGWC-7	0.0117	0.0098	0.1	No	22	0.01039	0.002555	0	None	No	0.01	NP (normality)
Molybdenum (mg/L)	BGWC-8	0.002599	0.00121	0.1	No	22	0.004297	0.003786	27.27	Kaplan-Meier	x^(1/3)	0.01	Param.
Molybdenum (mg/L)	BGWC-9	0.003323	0.002715	0.1	No	21	0.003019	0.000551	0	None	No	0.01	Param.
Selenium (mg/L)	BGWA-6	0.005	0.0032	0.05	No	18	0.004639	0.001161	88.89	None	No	0.01	NP (NDs)
Selenium (mg/L)	BGWC-12	0.005	0.0004	0.05	No	20	0.00477	0.001029	95	None	No	0.01	NP (NDs)
Selenium (mg/L)	BGWC-14A	0.005	0.0014	0.05	No	13	0.004723	0.0009985	92.31	None	No	0.01	NP (NDs)
Selenium (mg/L)	BGWC-16	0.005	0.0018	0.05	No	20	0.003725	0.001665	60	None	No	0.01	NP (NDs)
Selenium (mg/L)	BGWC-17	0.005	0.0022	0.05	No	20	0.004233	0.001603	80	None	No	0.01	NP (NDs)
Selenium (mg/L)	BGWC-18	0.005	0.001	0.05	No	20	0.0048	0.0008944	95	None	No	0.01	NP (NDs)
Selenium (mg/L)	BGWC-19	0.005	0.0013	0.05	No	20	0.004365	0.001557	85	None	No	0.01	NP (NDs)

Confidence Intervals - All Results

Plant Bowen Client: Southern Company Data: Bowen AP-1 Printed 4/18/2023, 12:45 PM

Constituent	Well	Upper Lim.	Lower Lim.	Compliance	Sig.	N	Mean	Std. Dev.	%NDs	ND Adj.	Transform	Alpha	Method
Selenium (mg/L)	BGWC-20	0.005	0.0037	0.05	No	20	0.004935	0.0002907	95	None	No	0.01	NP (NDs)
Selenium (mg/L)	BGWC-21	0.005	0.001	0.05	No	19	0.004533	0.001408	89.47	None	No	0.01	NP (NDs)
Selenium (mg/L)	BGWC-22	0.012	0.0026	0.05	No	20	0.00507	0.001848	85	None	No	0.01	NP (NDs)
Selenium (mg/L)	BGWC-23	0.0176	0.002	0.05	No	20	0.00548	0.00293	90	None	No	0.01	NP (NDs)
Selenium (mg/L)	BGWC-24	0.009913	0.003819	0.05	No	21	0.008971	0.008885	14.29	None	ln(x)	0.01	Param.
Selenium (mg/L)	BGWC-30	0.009712	0.005758	0.05	No	20	0.007735	0.003482	10	None	No	0.01	Param.
Selenium (mg/L)	BGWC-31	0.005	0.005	0.05	No	10	0.004508	0.001556	90	None	No	0.011	NP (NDs)
Selenium (mg/L)	BGWC-32	0.005	0.005	0.05	No	10	0.004515	0.001534	90	None	No	0.011	NP (NDs)
Selenium (mg/L)	BGWC-34D	0.005	0.005	0.05	No	10	0.00451	0.00155	90	None	No	0.011	NP (NDs)
Selenium (mg/L)	BGWC-36D	0.01212	0.005576	0.05	No	10	0.00885	0.00367	0	None	No	0.01	Param.
Selenium (mg/L)	BGWC-38D	0.005	0.003	0.05	No	8	0.00475	0.0007071	75	None	No	0.004	NP (NDs)
Selenium (mg/L)	BGWC-39	0.005	0.002	0.05	No	8	0.00425	0.001389	75	None	No	0.004	NP (NDs)
Selenium (mg/L)	BGWC-40	0.01004	0.003687	0.05	No	8	0.006863	0.002996	0	None	No	0.01	Param.
Selenium (mg/L)	BGWC-41D	0.005	0.0016	0.05	No	6	0.003867	0.001756	66.67	None	No	0.0155	NP (NDs)
Selenium (mg/L)	BGWC-42D	0.005	0.0022	0.05	No	6	0.00415	0.001326	66.67	None	No	0.0155	NP (NDs)
Selenium (mg/L)	BGWC-43D	0.005	0.0028	0.05	No	6	0.004633	0.0008981	83.33	None	No	0.0155	NP (NDs)
Selenium (mg/L)	BGWC-51	0.01488	0.0004256	0.05	No	6	0.009633	0.004643	0	None	x^2	0.01	Param.
Selenium (mg/L)	BGWC-52	0.005	0.0016	0.05	No	6	0.0039	0.001705	66.67	None	No	0.0155	NP (NDs)
Selenium (mg/L)	BGWC-8	0.005	0.00015	0.05	No	20	0.00451	0.001509	90	None	No	0.01	NP (NDs)
Selenium (mg/L)	BGWC-9	0.005	0.0014	0.05	No	19	0.003379	0.00198	57.89	None	No	0.01	NP (NDs)
Thallium (mg/L)	BGWA-6	0.001	0.000061	0.002	No	19	0.0005635	0.0004734	52.63	None	No	0.01	NP (NDs)
Thallium (mg/L)	BGWC-12	0.001	0.00009	0.002	No	22	0.0007901	0.0003962	77.27	None	No	0.01	NP (NDs)
Thallium (mg/L)	BGWC-14A	0.000488	0.0002305	0.002	No	13	0.0003592	0.0001732	0	None	No	0.01	Param.
Thallium (mg/L)	BGWC-16	0.00024	0.0002	0.002	No	22	0.0002241	0.00003347	0	None	No	0.01	NP (normality)
Thallium (mg/L)	BGWC-17	0.001	0.000085	0.002	No	22	0.0005936	0.0004575	54.55	None	No	0.01	NP (NDs)
Thallium (mg/L)	BGWC-18	0.001	0.000071	0.002	No	22	0.0008727	0.000328	86.36	None	No	0.01	NP (NDs)
Thallium (mg/L)	BGWC-19	0.001	0.000085	0.002	No	22	0.0007125	0.0004316	68.18	None	No	0.01	NP (NDs)
Thallium (mg/L)	BGWC-20	0.001	0.00025	0.002	No	22	0.0009295	0.0002282	90.91	None	No	0.01	NP (NDs)
Thallium (mg/L)	BGWC-22	0.0008177	0.0006186	0.002	No	22	0.0007182	0.0001855	0	None	No	0.01	Param.
Thallium (mg/L)	BGWC-23	0.001	0.00039	0.002	No	22	0.000775	0.0003552	68.18	None	No	0.01	NP (NDs)
Thallium (mg/L)	BGWC-24	0.0005643	0.0004218	0.002	No	23	0.000493	0.0001363	13.04	None	No	0.01	Param.
Thallium (mg/L)	BGWC-30	0.0004833	0.0002275	0.002	No	22	0.0006044	0.0003214	22.73	Kaplan-Meier	No	0.01	Param.
Thallium (mg/L)	BGWC-32	0.001	0.00013	0.002	No	11	0.0004031	0.0003955	27.27	None	No	0.006	NP (normality)
Thallium (mg/L)	BGWC-34D	0.001	0.001	0.002	No	11	0.0009172	0.0002747	90.91	None	No	0.006	NP (NDs)
Thallium (mg/L)	BGWC-35D	0.001	0.00016	0.002	No	11	0.0007007	0.0004177	63.64	None	No	0.006	NP (NDs)
Thallium (mg/L)	BGWC-36D	0.0002674	0.0001526	0.002	No	11	0.00021	0.00006885	0	None	No	0.01	Param.
Thallium (mg/L)	BGWC-38D	0.001086	0.00001754	0.002	No	8	0.0009195	0.0008227	50	Kaplan-Meier	sqrt(x)	0.01	Param.
Thallium (mg/L)	BGWC-39	0.001	0.00013	0.002	No	8	0.0004	0.0003731	25	None	No	0.004	NP (normality)
Thallium (mg/L)	BGWC-40	0.001	0.00014	0.002	No	8	0.0008925	0.0003041	87.5	None	No	0.004	NP (NDs)
Thallium (mg/L)	BGWC-43D	0.003439	0.001394	0.002	No	6	0.002417	0.0007441	0	None	No	0.01	Param.
Thallium (mg/L)	BGWC-51	0.001	0.0002	0.002	No	6	0.0007667	0.000367	66.67	None	No	0.0155	NP (NDs)
Thallium (mg/L)	BGWC-52	0.0004527	0.0002038	0.002	No	6	0.0005483	0.0003594	33.33	Kaplan-Meier	sqrt(x)	0.01	Param.
Thallium (mg/L)	BGWC-7	0.001	0.00023	0.002	No	22	0.000697	0.0004139	63.64	Kaplan-Meier	No	0.01	NP (NDs)
Thallium (mg/L)	BGWC-9	0.001	0.00022	0.002	No	21	0.0008793	0.0003041	85.71	Kaplan-Meier	No	0.01	NP (NDs)

Appendix IV Trend Tests - Significant Results

Plant Bowen Client: Southern Company Data: Bowen AP-1 Printed 4/18/2023, 2:04 PM

Constituent	Well	Slope	Calc.	Critical	Sig.	N	%NDs	Normality	Xform	Alpha	Method
Cobalt (mg/L)	**BGWC-22**	**0.004271**	**236**	**111**	**Yes**	**25**	**0**	**n/a**	**n/a**	**0.01**	**NP**

Appendix IV Trend Tests - All Results

Plant Bowen Client: Southern Company Data: Bowen AP-1 Printed 4/18/2023, 2:04 PM

Constituent	Well	Slope	Calc.	Critical	Sig.	N	%NDs	Normality	Xform	Alpha	Method
Arsenic (mg/L)	BGWA-2 (bg)	0	42	92	No	22	50	n/a	n/a	0.01	NP
Arsenic (mg/L)	BGWA-29 (bg)	0	18	92	No	22	59.09	n/a	n/a	0.01	NP
Arsenic (mg/L)	BGWA-33 (bg)	0.0004148	10	30	No	10	20	n/a	n/a	0.01	NP
Arsenic (mg/L)	BGWA-47D (bg)	0	10	43	No	13	69.23	n/a	n/a	0.01	NP
Arsenic (mg/L)	BGWA-48D (bg)	0.0006897	22	43	No	13	38.46	n/a	n/a	0.01	NP
Arsenic (mg/L)	BGWC-34D	0	8	43	No	13	0	n/a	n/a	0.01	NP
Cobalt (mg/L)	BGWA-2 (bg)	0	11	98	No	23	86.96	n/a	n/a	0.01	NP
Cobalt (mg/L)	BGWA-29 (bg)	0	0	92	No	22	100	n/a	n/a	0.01	NP
Cobalt (mg/L)	BGWA-33 (bg)	0	9	30	No	10	90	n/a	n/a	0.01	NP
Cobalt (mg/L)	BGWA-47D (bg)	0	10	43	No	13	92.31	n/a	n/a	0.01	NP
Cobalt (mg/L)	BGWA-48D (bg)	0	11	43	No	13	84.62	n/a	n/a	0.01	NP
Cobalt (mg/L)	**BGWC-22**	**0.004271**	**236**	**111**	**Yes**	**25**	**0**	**n/a**	**n/a**	**0.01**	**NP**
Molybdenum (mg/L)	BGWA-2 (bg)	0	22	98	No	23	47.83	n/a	n/a	0.01	NP
Molybdenum (mg/L)	BGWA-29 (bg)	0	-3	-92	No	22	95.45	n/a	n/a	0.01	NP
Molybdenum (mg/L)	BGWA-33 (bg)	-0.003088	-28	-34	No	11	0	n/a	n/a	0.01	NP
Molybdenum (mg/L)	BGWA-47D (bg)	0	12	43	No	13	92.31	n/a	n/a	0.01	NP
Molybdenum (mg/L)	BGWA-48D (bg)	-0.001741	-42	-43	No	13	0	n/a	n/a	0.01	NP
Molybdenum (mg/L)	BGWC-43D	0.02402	10	25	No	9	0	n/a	n/a	0.01	NP

FIGURE A.

Sanitas™ v.9.6.35 . UG
Hollow symbols indicate censored values.

Time Series

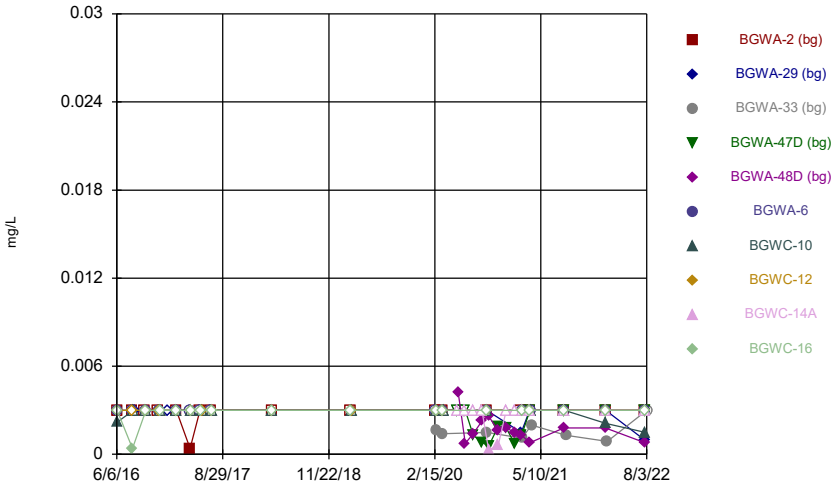

Constituent: Antimony Analysis Run 11/18/2022 2:49 AM View: Constituents View
Plant Bowen Client: Southern Company Data: Bowen AP-1

Sanitas™ v.9.6.35 . UG
Hollow symbols indicate censored values.

Time Series

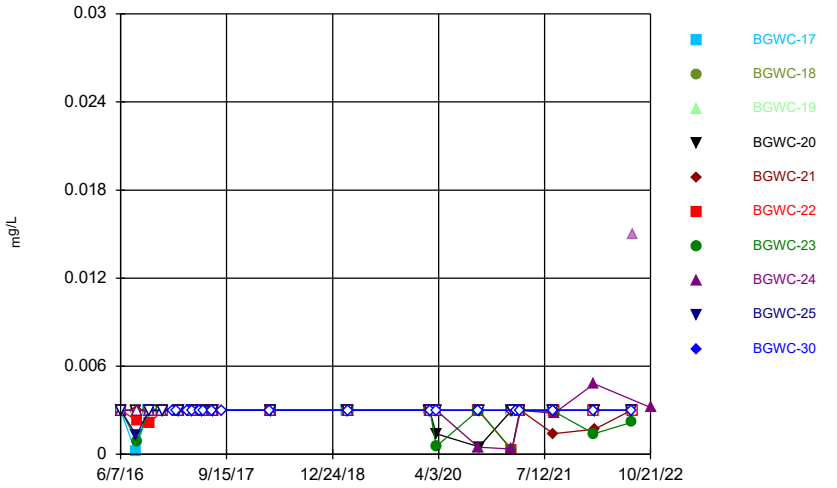

Constituent: Antimony Analysis Run 11/18/2022 2:49 AM View: Constituents View
Plant Bowen Client: Southern Company Data: Bowen AP-1

Sanitas™ v.9.6.35 . UG
Hollow symbols indicate censored values.

Time Series

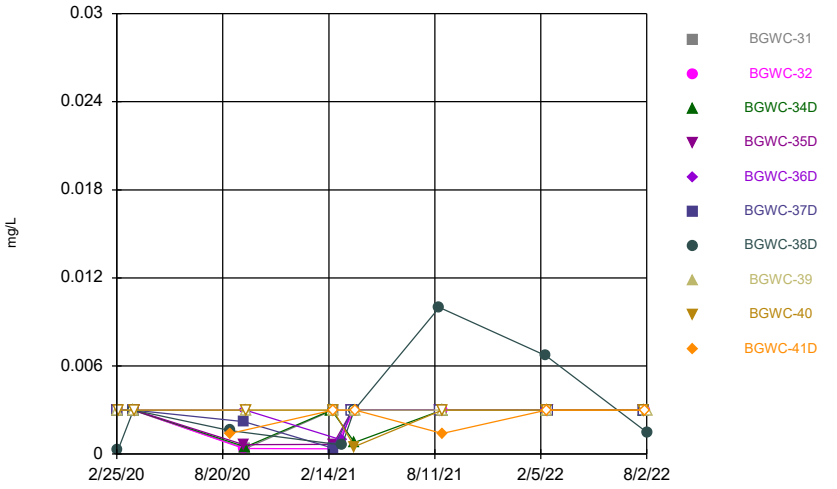

Constituent: Antimony Analysis Run 11/18/2022 2:49 AM View: Constituents View
Plant Bowen Client: Southern Company Data: Bowen AP-1

Sanitas™ v.9.6.35 . UG
Hollow symbols indicate censored values.

Time Series

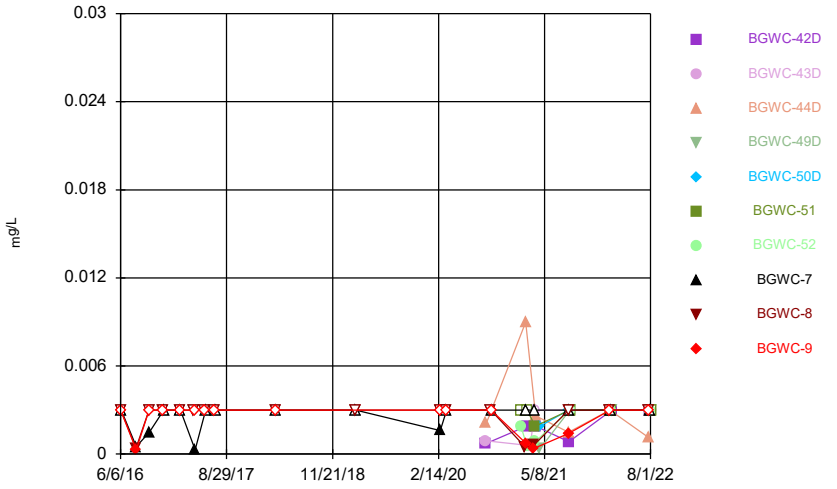

Constituent: Antimony Analysis Run 11/18/2022 2:49 AM View: Constituents View
Plant Bowen Client: Southern Company Data: Bowen AP-1

Sanitas™ v.9.6.35 . UG
Hollow symbols indicate censored values.

Time Series

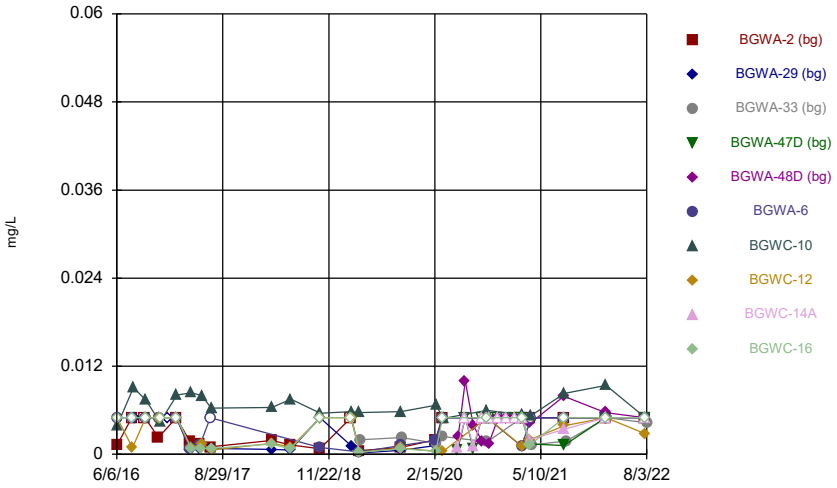

Constituent: Arsenic Analysis Run 11/18/2022 2:49 AM View: Constituents View
Plant Bowen Client: Southern Company Data: Bowen AP-1

Sanitas™ v.9.6.35 . UG
Hollow symbols indicate censored values.

Time Series

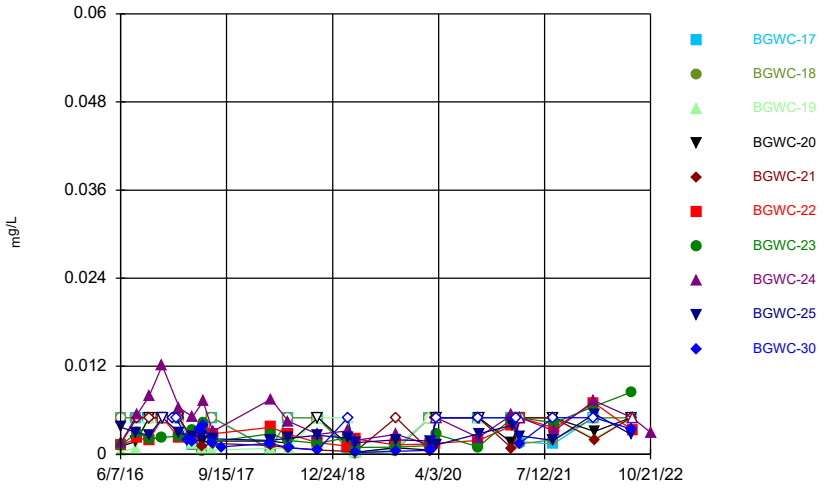

Constituent: Arsenic Analysis Run 11/18/2022 2:49 AM View: Constituents View
Plant Bowen Client: Southern Company Data: Bowen AP-1

Sanitas™ v.9.6.35 . UG
Hollow symbols indicate censored values.

Time Series

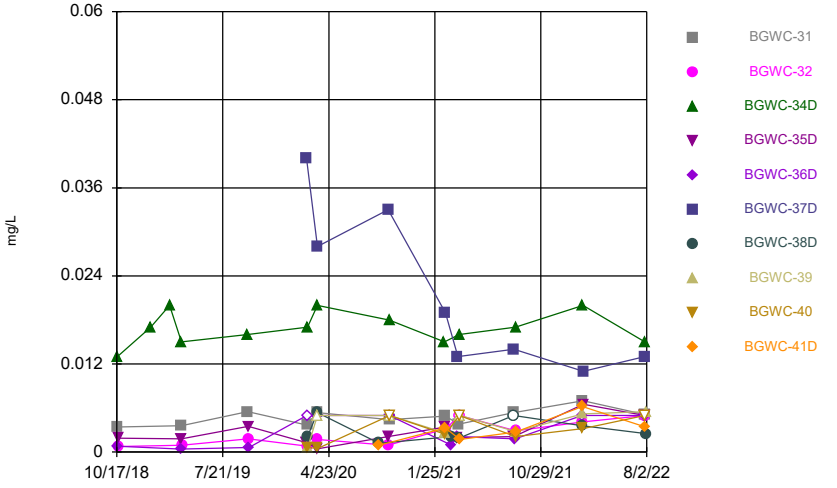

Constituent: Arsenic Analysis Run 11/18/2022 2:49 AM View: Constituents View
Plant Bowen Client: Southern Company Data: Bowen AP-1

Sanitas™ v.9.6.35 . UG
Hollow symbols indicate censored values.

Time Series

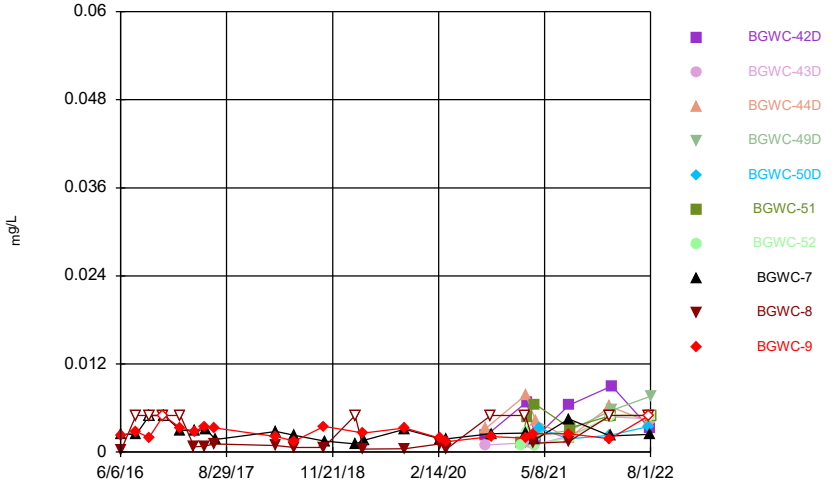

Constituent: Arsenic Analysis Run 11/18/2022 2:49 AM View: Constituents View
Plant Bowen Client: Southern Company Data: Bowen AP-1

Sanitas™ v.9.6.35 . UG

Time Series

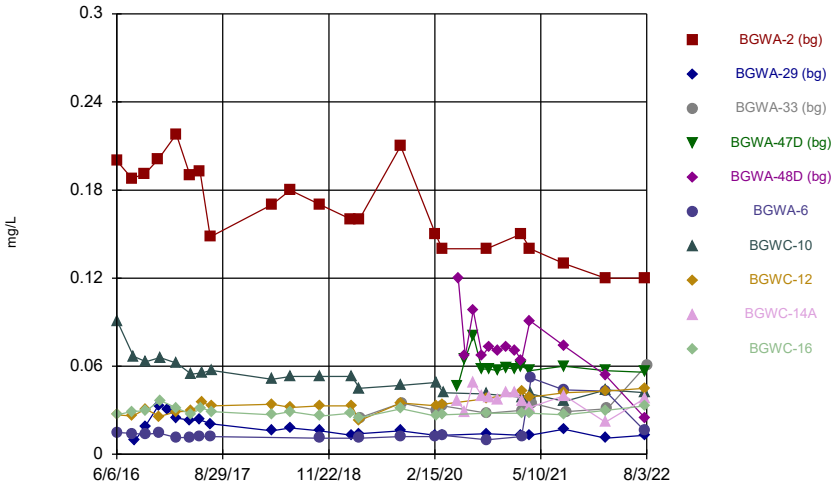

Constituent: Barium Analysis Run 11/18/2022 2:50 AM View: Constituents View
Plant Bowen Client: Southern Company Data: Bowen AP-1

Sanitas™ v.9.6.35 . UG

Time Series

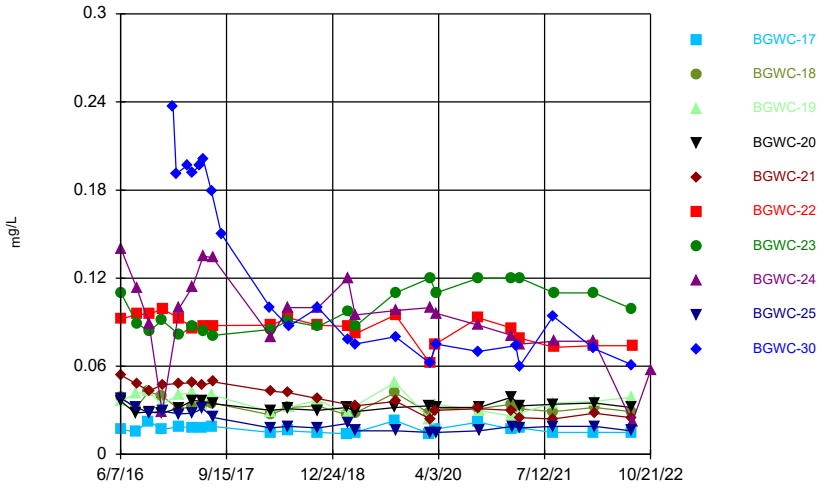

Constituent: Barium Analysis Run 11/18/2022 2:50 AM View: Constituents View
Plant Bowen Client: Southern Company Data: Bowen AP-1

Sanitas™ v.9.6.35 . UG

Time Series

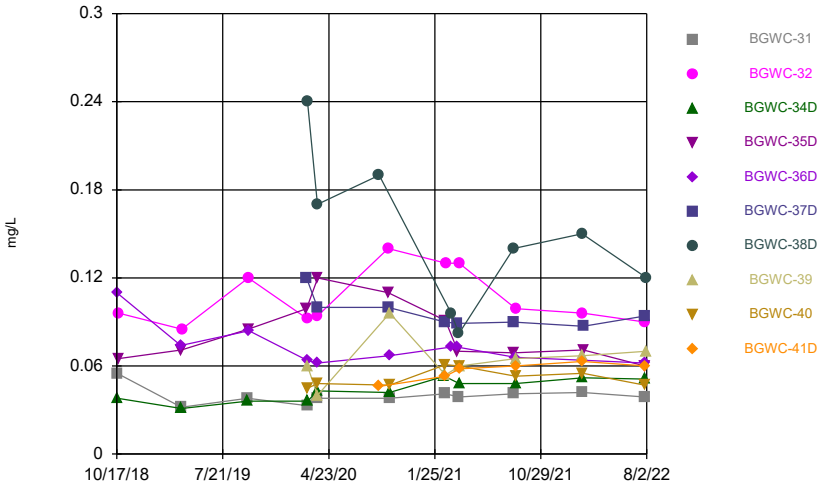

Constituent: Barium Analysis Run 11/18/2022 2:50 AM View: Constituents View
Plant Bowen Client: Southern Company Data: Bowen AP-1

Sanitas™ v.9.6.35 . UG

Time Series

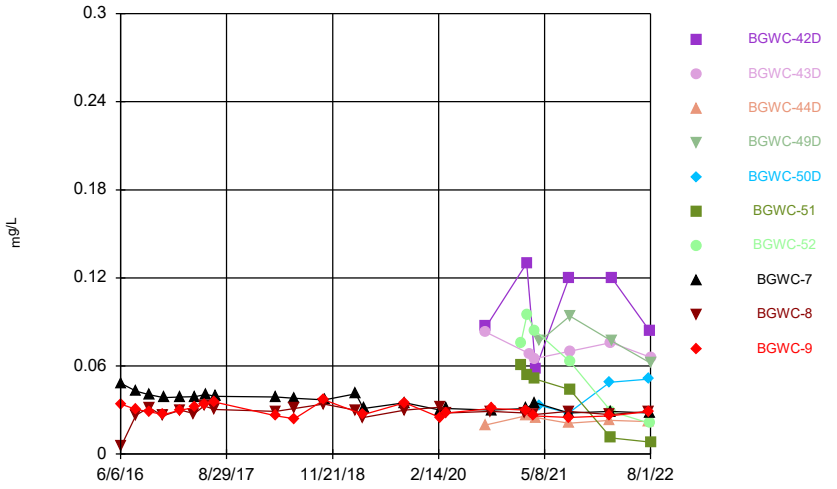

Constituent: Barium Analysis Run 11/18/2022 2:50 AM View: Constituents View
Plant Bowen Client: Southern Company Data: Bowen AP-1

Sanitas™ v.9.6.35 . UG
Hollow symbols indicate censored values.

Time Series

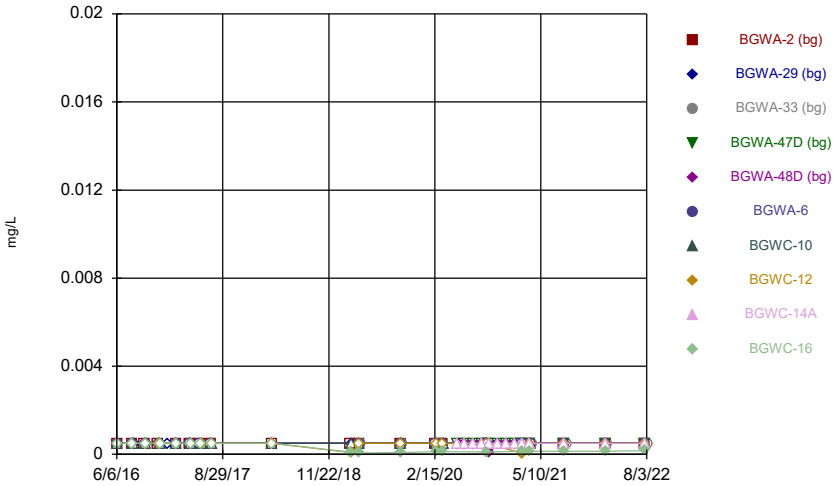

Constituent: Beryllium Analysis Run 11/18/2022 2:50 AM View: Constituents View
Plant Bowen Client: Southern Company Data: Bowen AP-1

Sanitas™ v.9.6.35 . UG
Hollow symbols indicate censored values.

Time Series

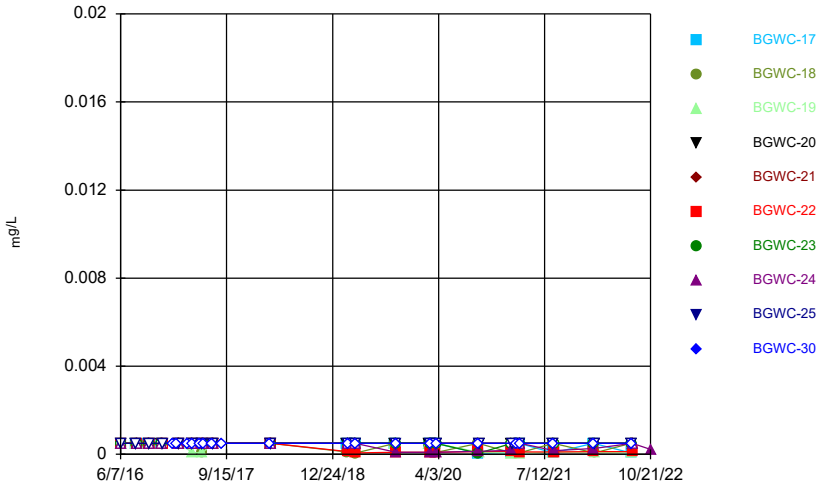

Constituent: Beryllium Analysis Run 11/18/2022 2:50 AM View: Constituents View
Plant Bowen Client: Southern Company Data: Bowen AP-1

Sanitas™ v.9.6.35 . UG
Hollow symbols indicate censored values.

Time Series

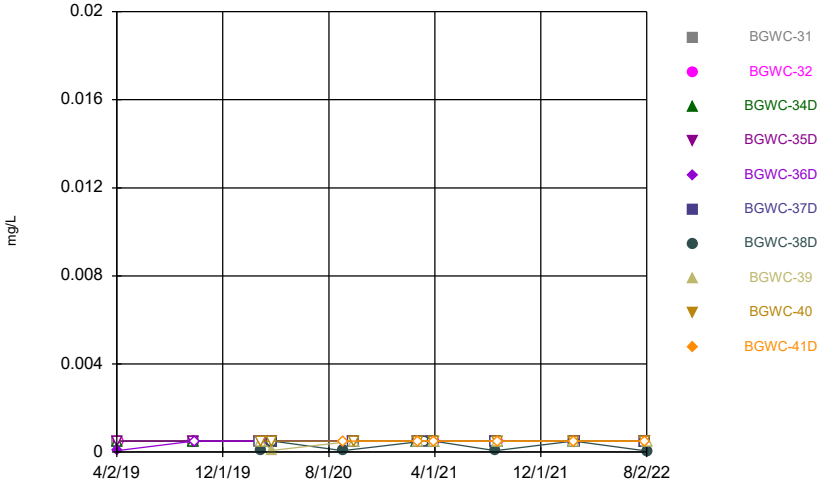

Constituent: Beryllium Analysis Run 11/18/2022 2:50 AM View: Constituents View
Plant Bowen Client: Southern Company Data: Bowen AP-1

Sanitas™ v.9.6.35 . UG
Hollow symbols indicate censored values.

Time Series

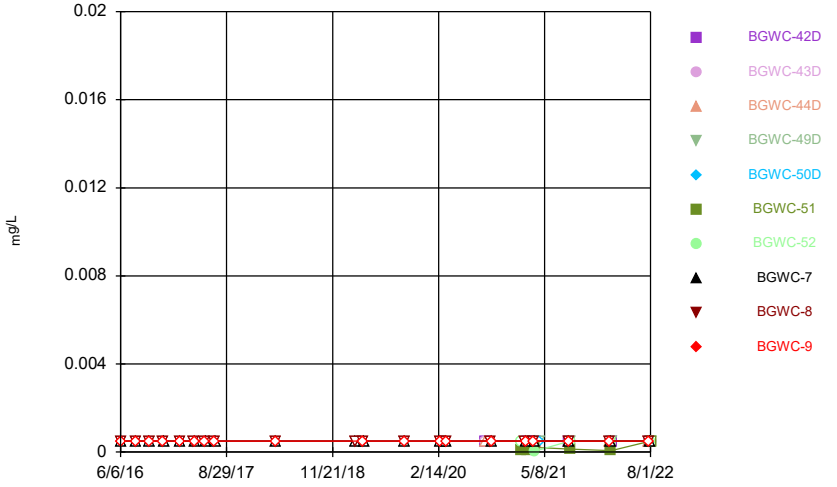

Constituent: Beryllium Analysis Run 11/18/2022 2:50 AM View: Constituents View
Plant Bowen Client: Southern Company Data: Bowen AP-1

Sanitas™ v.9.6.35 . UG
Hollow symbols indicate censored values.

Time Series

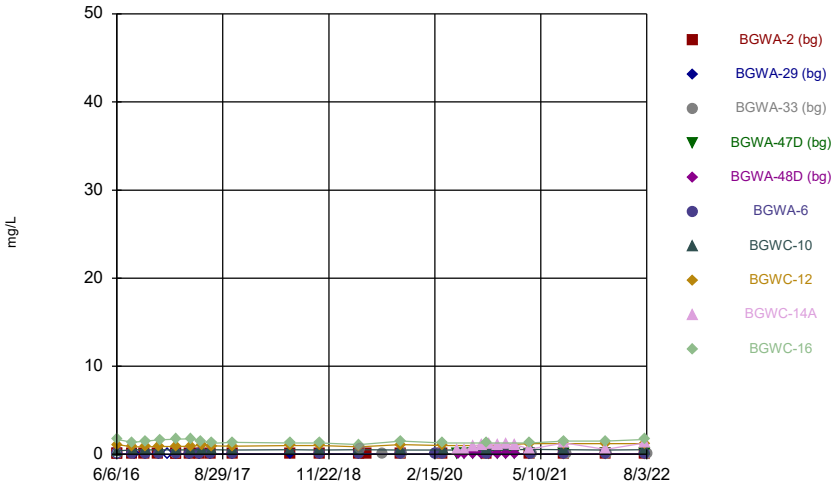

Constituent: Boron Analysis Run 11/18/2022 2:50 AM View: Constituents View
Plant Bowen Client: Southern Company Data: Bowen AP-1

Sanitas™ v.9.6.35 . UG

Time Series

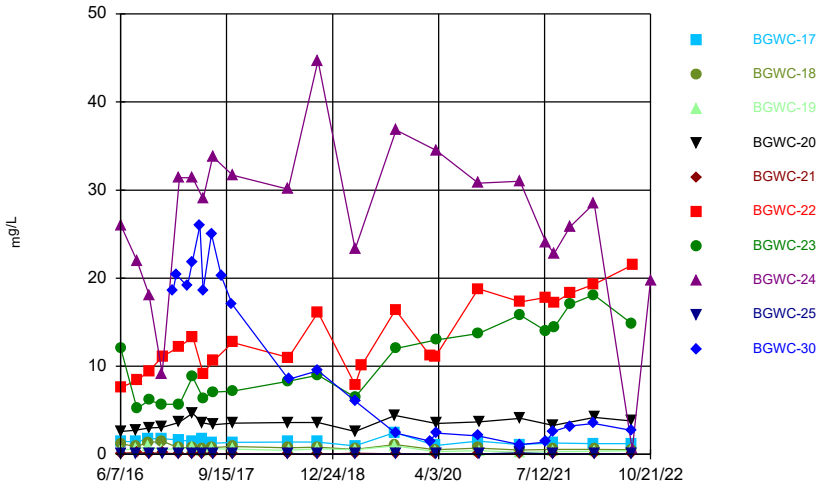

Constituent: Boron Analysis Run 11/18/2022 2:50 AM View: Constituents View
Plant Bowen Client: Southern Company Data: Bowen AP-1

Sanitas™ v.9.6.35 . UG

Time Series

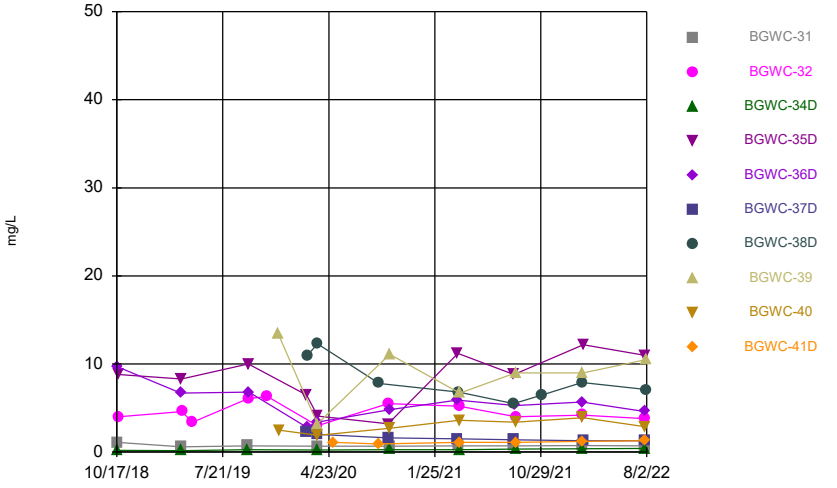

Constituent: Boron Analysis Run 11/18/2022 2:50 AM View: Constituents View
Plant Bowen Client: Southern Company Data: Bowen AP-1

Sanitas™ v.9.6.35 . UG

Time Series

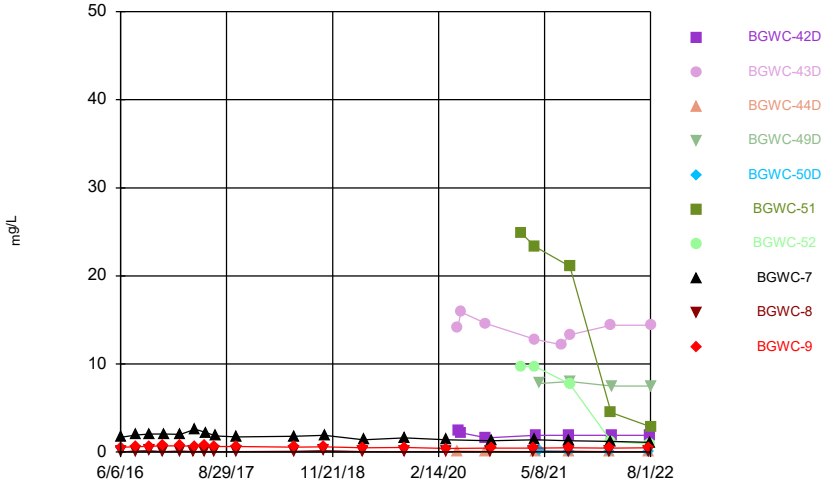

Constituent: Boron Analysis Run 11/18/2022 2:50 AM View: Constituents View
Plant Bowen Client: Southern Company Data: Bowen AP-1

Sanitas™ v.9.6.35 . UG
Hollow symbols indicate censored values.

Time Series

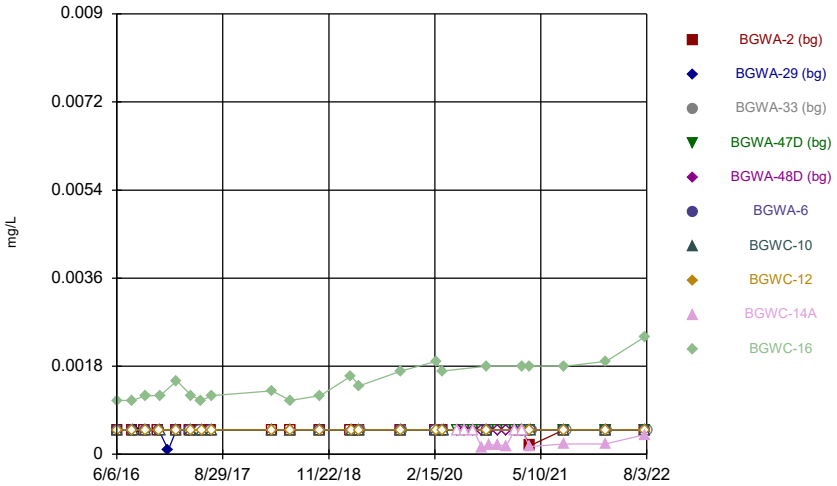

Constituent: Cadmium Analysis Run 11/18/2022 2:50 AM View: Constituents View
Plant Bowen Client: Southern Company Data: Bowen AP-1

Sanitas™ v.9.6.35 . UG
Hollow symbols indicate censored values.

Time Series

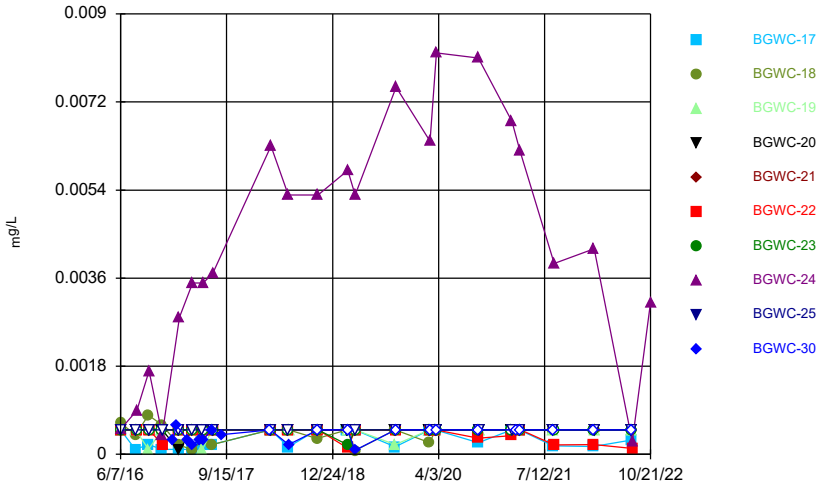

Constituent: Cadmium Analysis Run 11/18/2022 2:50 AM View: Constituents View
Plant Bowen Client: Southern Company Data: Bowen AP-1

Sanitas™ v.9.6.35 . UG
Hollow symbols indicate censored values.

Time Series

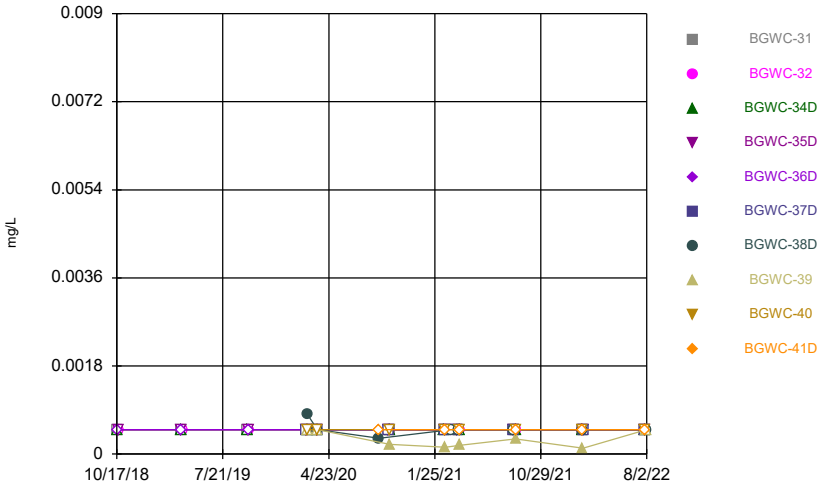

Constituent: Cadmium Analysis Run 11/18/2022 2:50 AM View: Constituents View
Plant Bowen Client: Southern Company Data: Bowen AP-1

Sanitas™ v.9.6.35 . UG
Hollow symbols indicate censored values.

Time Series

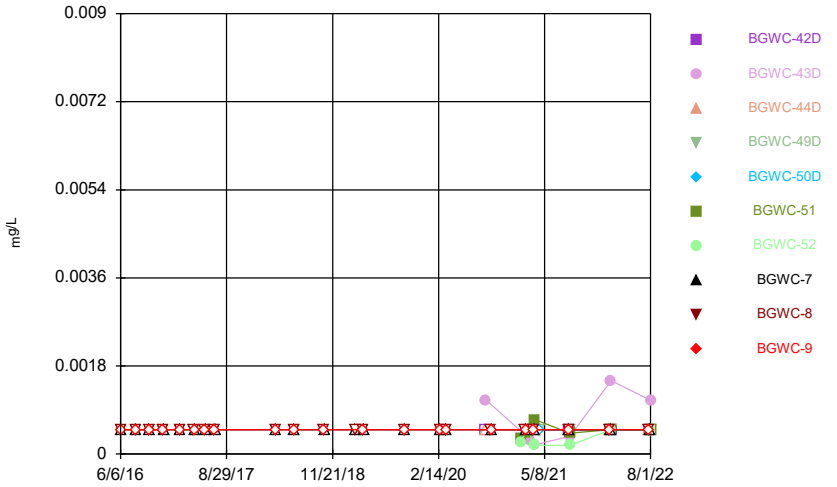

Constituent: Cadmium Analysis Run 11/18/2022 2:50 AM View: Constituents View
Plant Bowen Client: Southern Company Data: Bowen AP-1

Sanitas™ v.9.6.35 . UG

Time Series

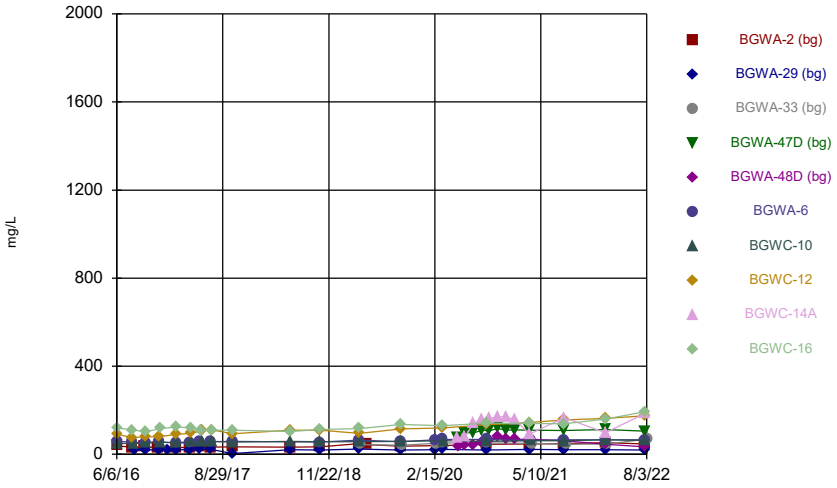

Constituent: Calcium Analysis Run 11/18/2022 2:50 AM View: Constituents View
Plant Bowen Client: Southern Company Data: Bowen AP-1

Sanitas™ v.9.6.35 . UG

Time Series

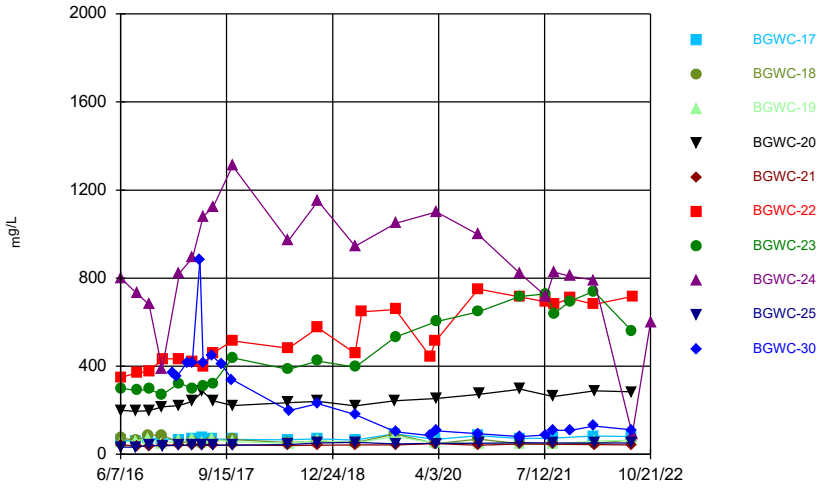

Constituent: Calcium Analysis Run 11/18/2022 2:50 AM View: Constituents View
Plant Bowen Client: Southern Company Data: Bowen AP-1

Sanitas™ v.9.6.35 . UG

Time Series

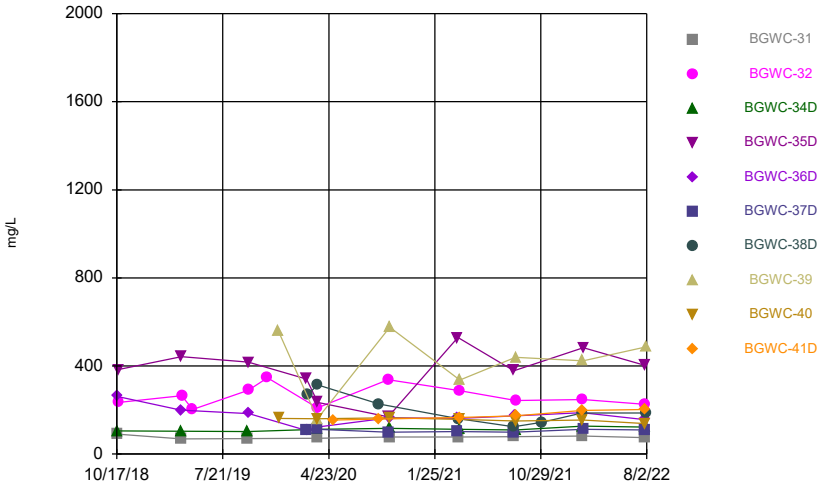

Constituent: Calcium Analysis Run 11/18/2022 2:50 AM View: Constituents View
Plant Bowen Client: Southern Company Data: Bowen AP-1

Sanitas™ v.9.6.35 . UG

Time Series

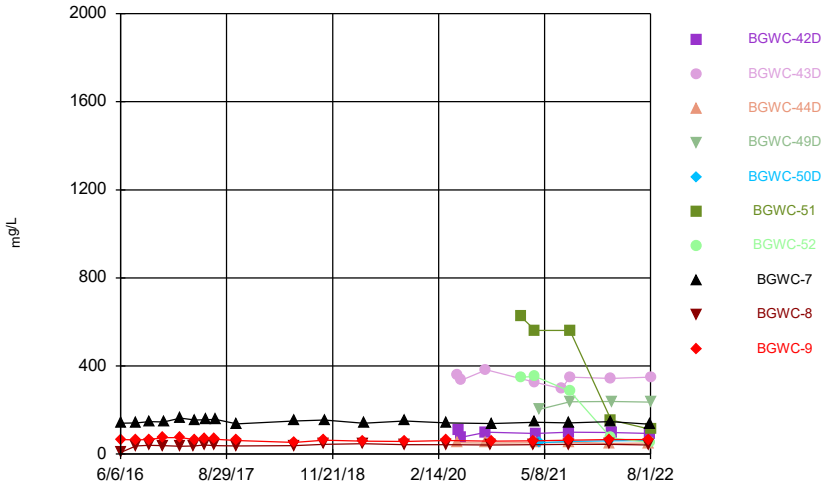

Constituent: Calcium Analysis Run 11/18/2022 2:50 AM View: Constituents View
Plant Bowen Client: Southern Company Data: Bowen AP-1

Sanitas™ v.9.6.35 . UG

Time Series

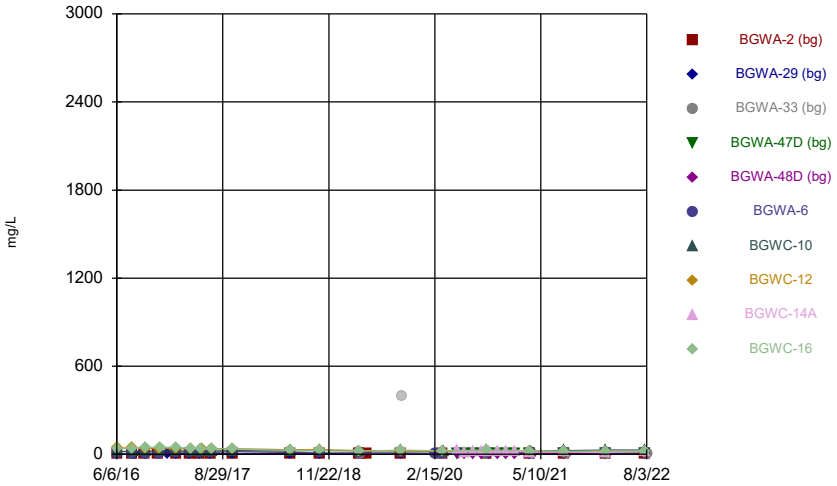

Constituent: Chloride Analysis Run 11/18/2022 2:50 AM View: Constituents View
Plant Bowen Client: Southern Company Data: Bowen AP-1

Sanitas™ v.9.6.35 . UG

Time Series

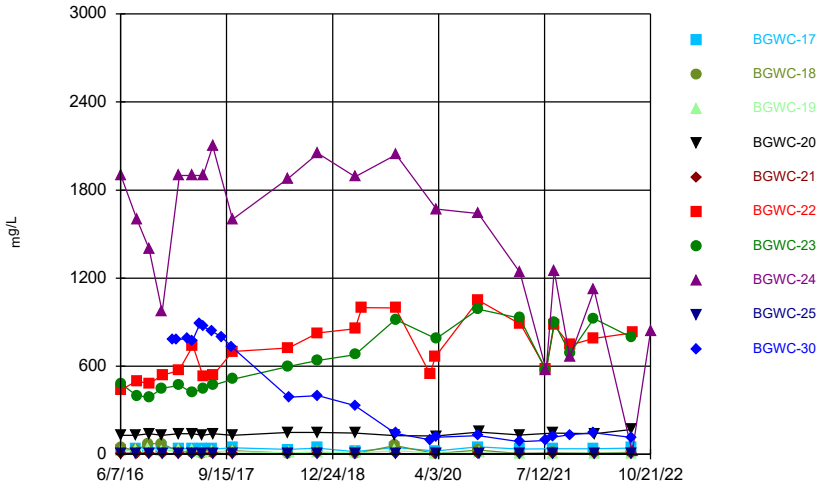

Constituent: Chloride Analysis Run 11/18/2022 2:50 AM View: Constituents View
Plant Bowen Client: Southern Company Data: Bowen AP-1

Sanitas™ v.9.6.35 . UG

Time Series

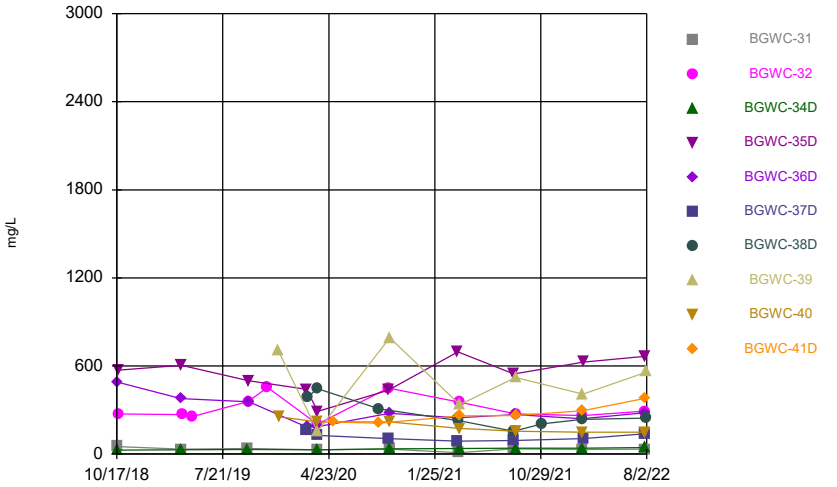

Constituent: Chloride Analysis Run 11/18/2022 2:50 AM View: Constituents View
Plant Bowen Client: Southern Company Data: Bowen AP-1

Sanitas™ v.9.6.35 . UG

Time Series

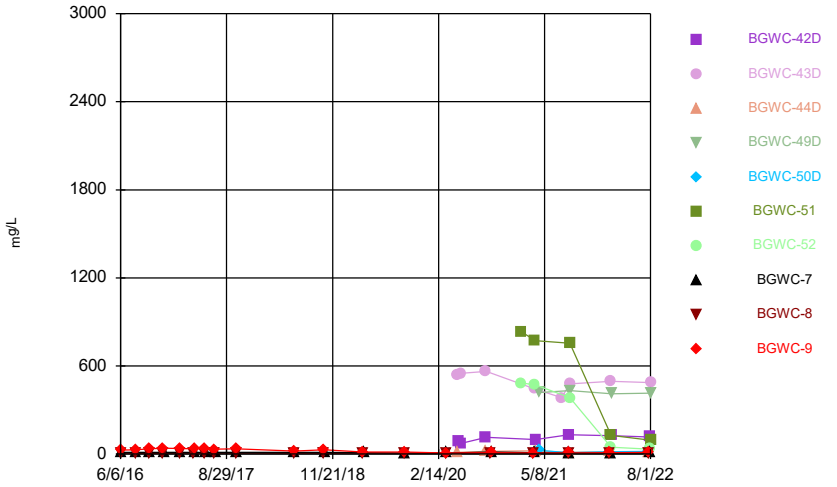

Constituent: Chloride Analysis Run 11/18/2022 2:50 AM View: Constituents View
Plant Bowen Client: Southern Company Data: Bowen AP-1

Sanitas™ v.9.6.35 . UG
Hollow symbols indicate censored values.

Time Series

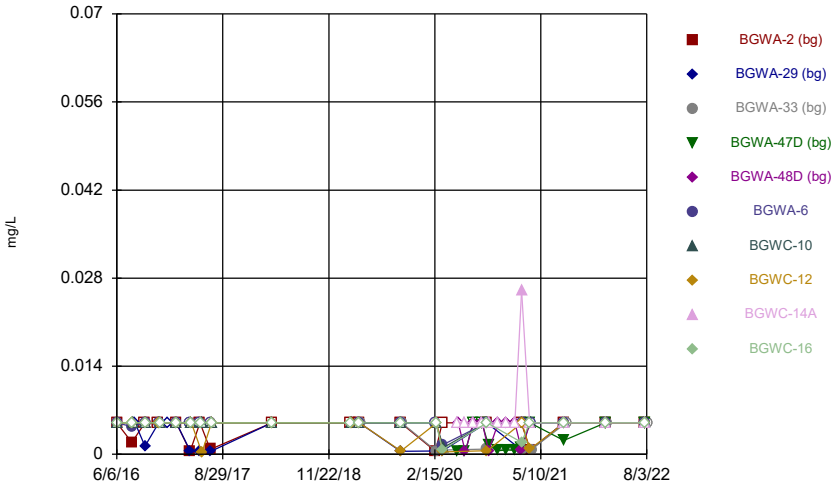

Constituent: Chromium Analysis Run 11/18/2022 2:50 AM View: Constituents View
Plant Bowen Client: Southern Company Data: Bowen AP-1

Sanitas™ v.9.6.35 . UG
Hollow symbols indicate censored values.

Time Series

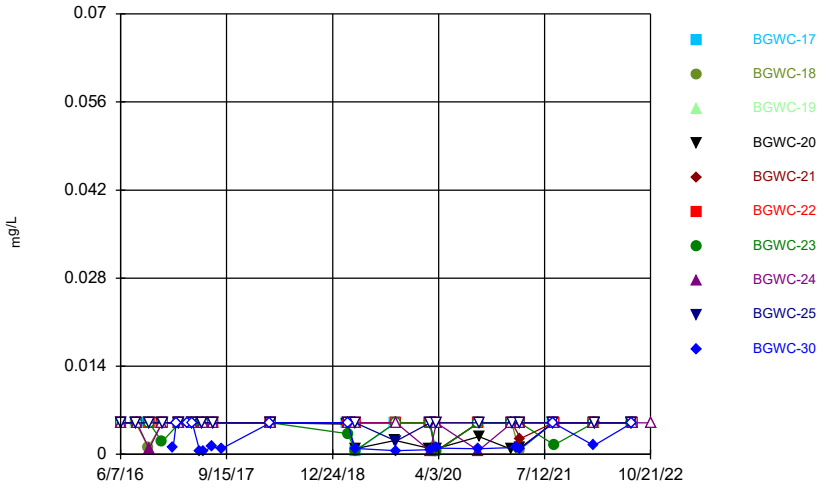

Constituent: Chromium Analysis Run 11/18/2022 2:50 AM View: Constituents View
Plant Bowen Client: Southern Company Data: Bowen AP-1

Sanitas™ v.9.6.35 . UG
Hollow symbols indicate censored values.

Time Series

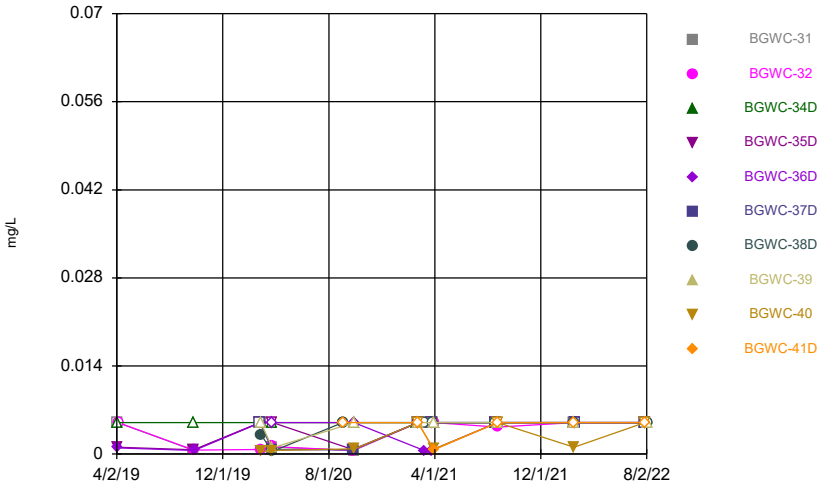

Constituent: Chromium Analysis Run 11/18/2022 2:50 AM View: Constituents View
Plant Bowen Client: Southern Company Data: Bowen AP-1

Sanitas™ v.9.6.35 . UG
Hollow symbols indicate censored values.

Time Series

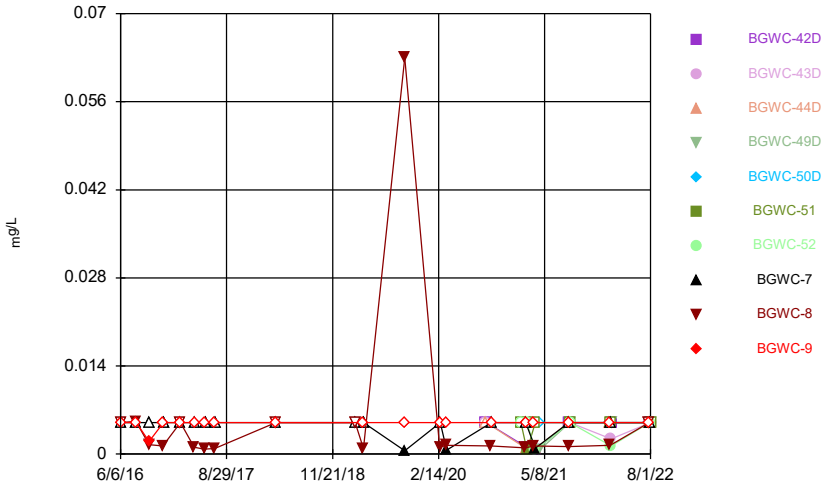

Constituent: Chromium Analysis Run 11/18/2022 2:50 AM View: Constituents View
Plant Bowen Client: Southern Company Data: Bowen AP-1

Sanitas™ v.9.6.35 . UG
Hollow symbols indicate censored values.

Time Series

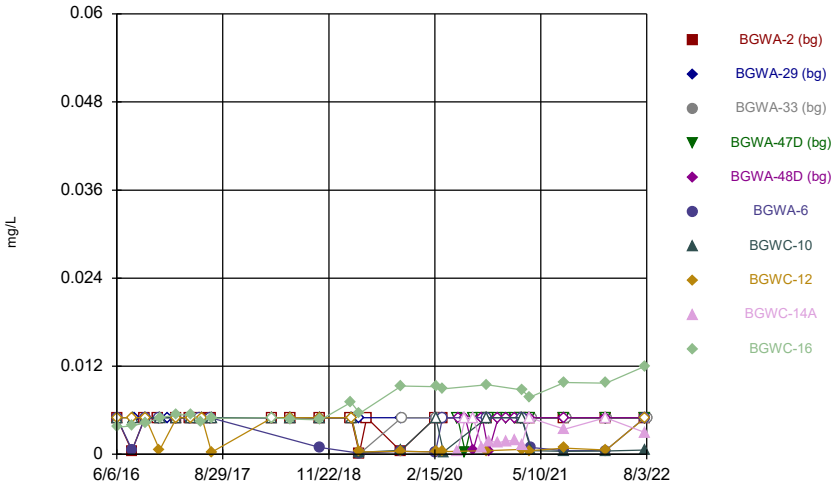

Constituent: Cobalt Analysis Run 11/18/2022 2:50 AM View: Constituents View
Plant Bowen Client: Southern Company Data: Bowen AP-1

Sanitas™ v.9.6.35 . UG
Hollow symbols indicate censored values.

Time Series

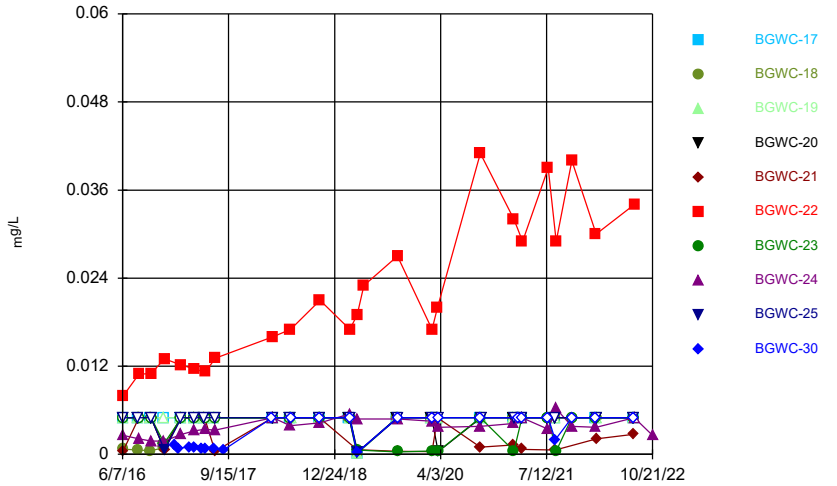

Constituent: Cobalt Analysis Run 11/18/2022 2:50 AM View: Constituents View
Plant Bowen Client: Southern Company Data: Bowen AP-1

Sanitas™ v.9.6.35 . UG
Hollow symbols indicate censored values.

Time Series

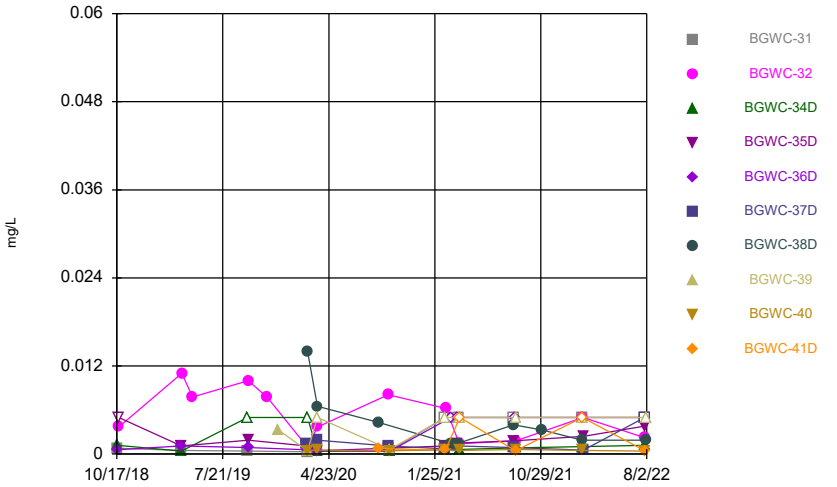

Constituent: Cobalt Analysis Run 11/18/2022 2:50 AM View: Constituents View
Plant Bowen Client: Southern Company Data: Bowen AP-1

Sanitas™ v.9.6.35 . UG
Hollow symbols indicate censored values.

Time Series

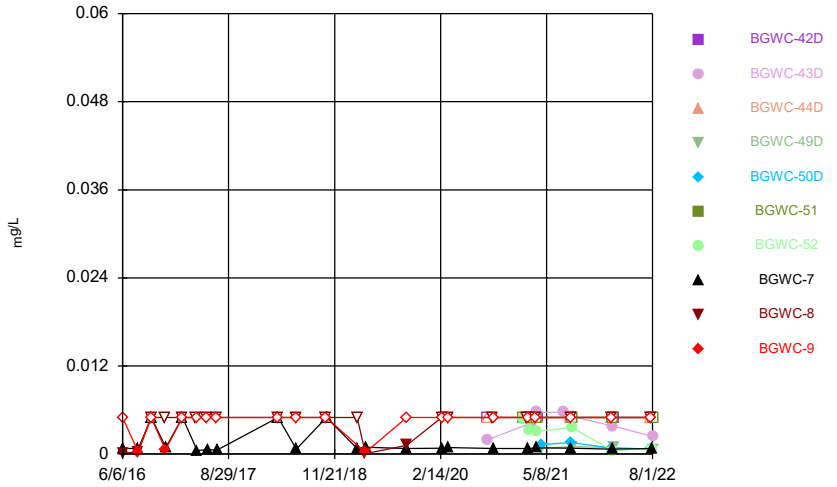

Constituent: Cobalt Analysis Run 11/18/2022 2:50 AM View: Constituents View
Plant Bowen Client: Southern Company Data: Bowen AP-1

Sanitas™ v.9.6.35 . UG

Time Series

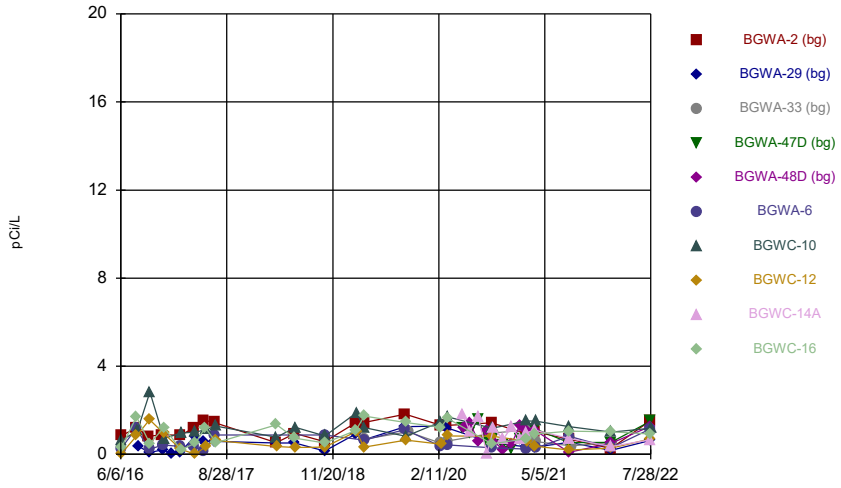

Constituent: Combined Radium 226 + 228 Analysis Run 11/18/2022 2:50 AM View: Constituents View
Plant Bowen Client: Southern Company Data: Bowen AP-1

Sanitas™ v.9.6.35 . UG

Time Series

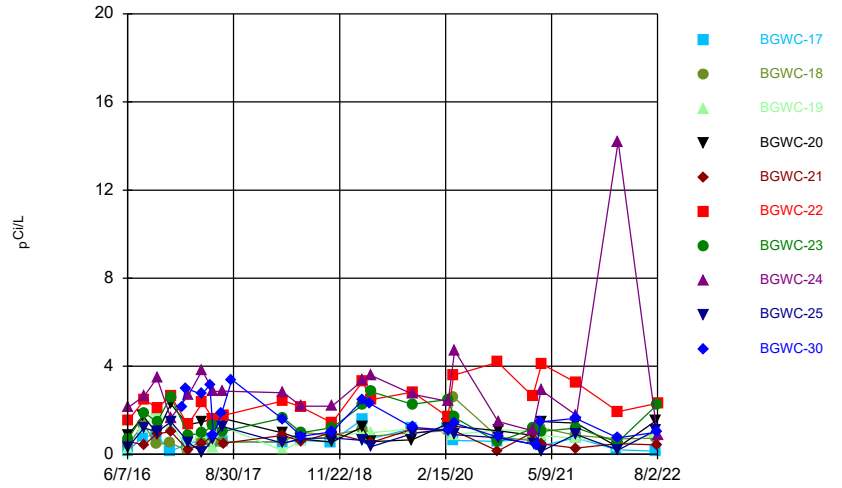

Constituent: Combined Radium 226 + 228 Analysis Run 11/18/2022 2:50 AM View: Constituents View
Plant Bowen Client: Southern Company Data: Bowen AP-1

Sanitas™ v.9.6.35 . UG

Time Series

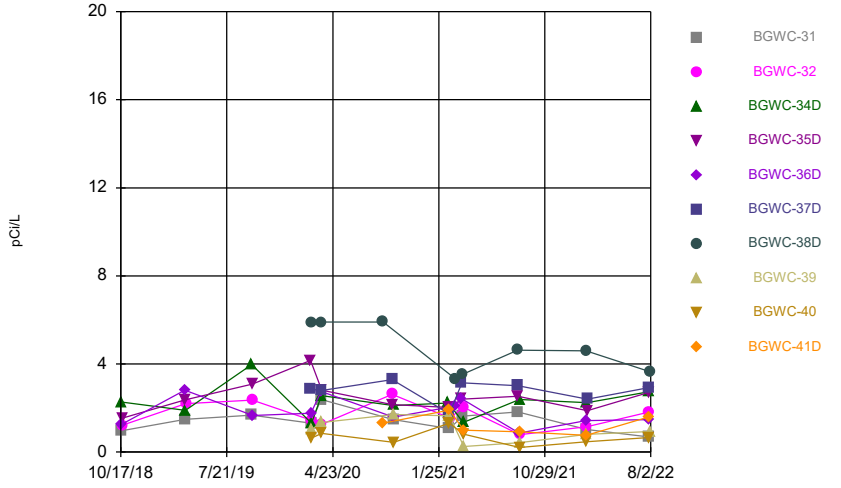

Constituent: Combined Radium 226 + 228 Analysis Run 11/18/2022 2:50 AM View: Constituents View
Plant Bowen Client: Southern Company Data: Bowen AP-1

Sanitas™ v.9.6.35 . UG

Time Series

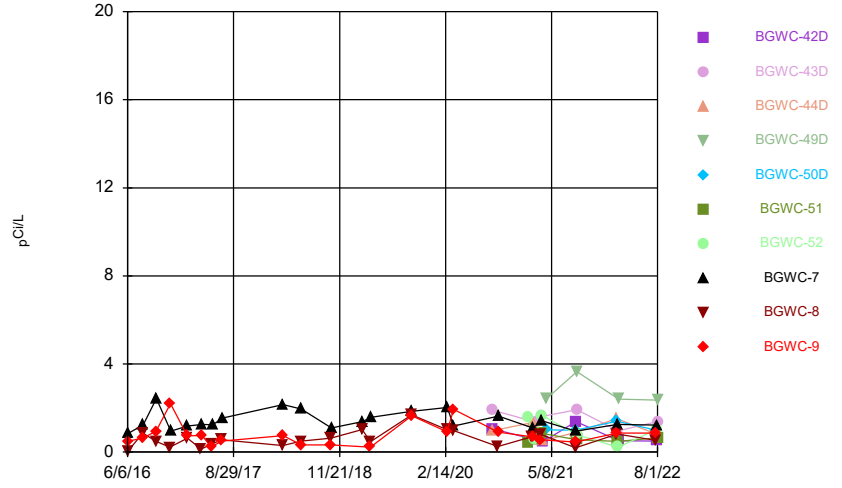

Constituent: Combined Radium 226 + 228 Analysis Run 11/18/2022 2:50 AM View: Constituents View
Plant Bowen Client: Southern Company Data: Bowen AP-1

Sanitas™ v.9.6.35 . UG
Hollow symbols indicate censored values.

Time Series

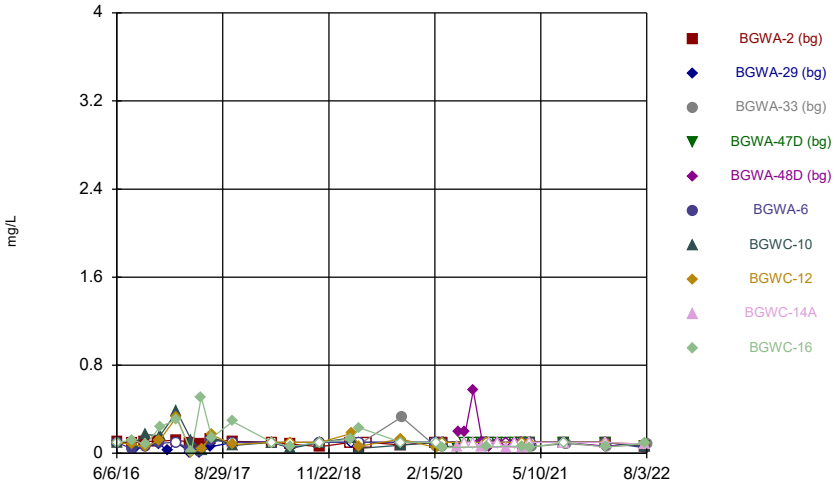

Constituent: Fluoride Analysis Run 11/18/2022 2:50 AM View: Constituents View
Plant Bowen Client: Southern Company Data: Bowen AP-1

Sanitas™ v.9.6.35 . UG
Hollow symbols indicate censored values.

Time Series

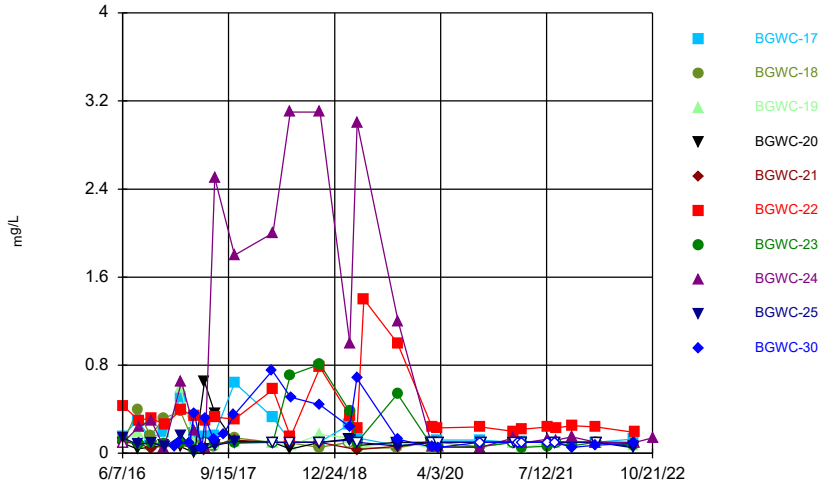

Constituent: Fluoride Analysis Run 11/18/2022 2:50 AM View: Constituents View
Plant Bowen Client: Southern Company Data: Bowen AP-1

Sanitas™ v.9.6.35 . UG
Hollow symbols indicate censored values.

Time Series

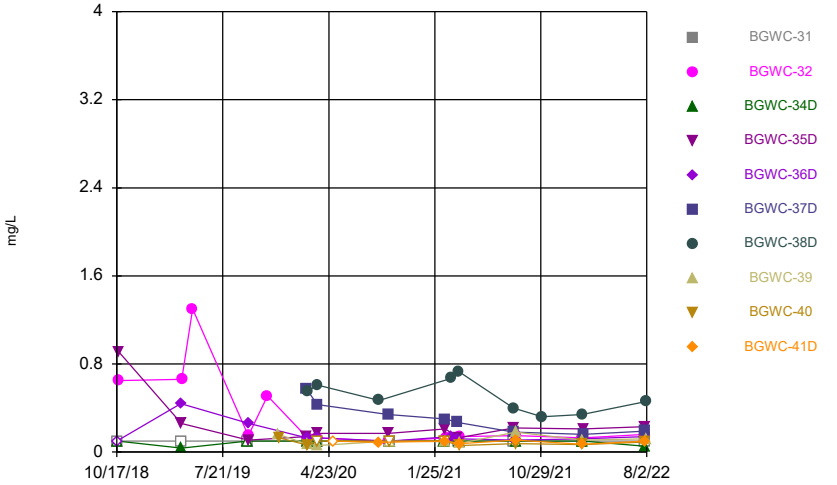

Constituent: Fluoride Analysis Run 11/18/2022 2:51 AM View: Constituents View
Plant Bowen Client: Southern Company Data: Bowen AP-1

Sanitas™ v.9.6.35 . UG
Hollow symbols indicate censored values.

Time Series

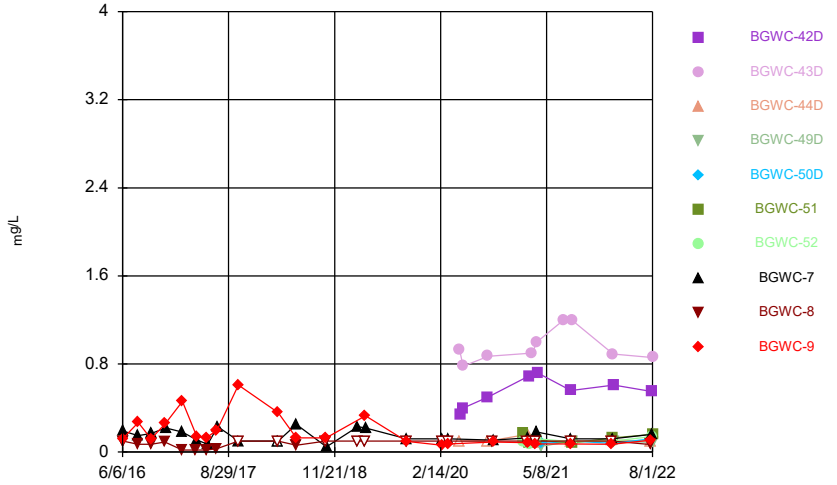

Constituent: Fluoride Analysis Run 11/18/2022 2:51 AM View: Constituents View
Plant Bowen Client: Southern Company Data: Bowen AP-1

Sanitas™ v.9.6.35 . UG
Hollow symbols indicate censored values.

Time Series

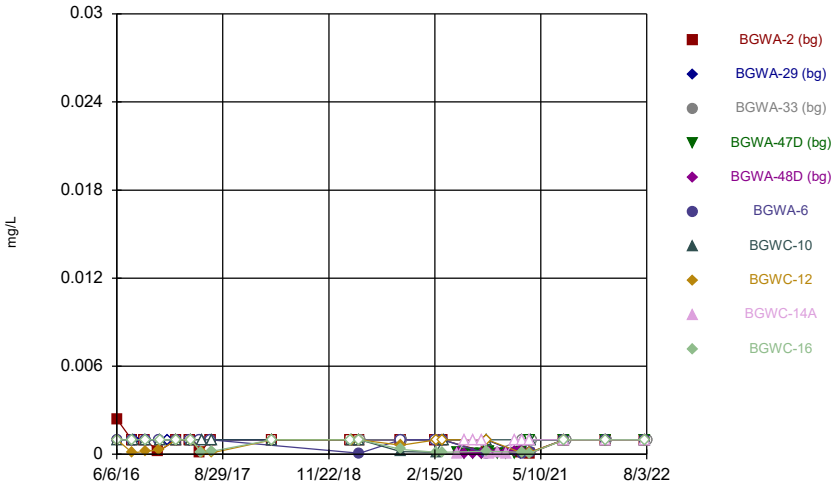

Constituent: Lead Analysis Run 11/18/2022 2:51 AM View: Constituents View
Plant Bowen Client: Southern Company Data: Bowen AP-1

Sanitas™ v.9.6.35 . UG
Hollow symbols indicate censored values.

Time Series

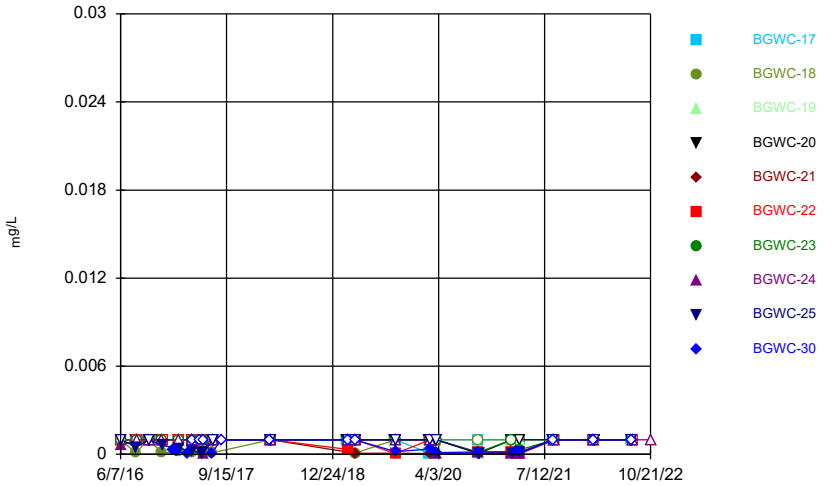

Constituent: Lead Analysis Run 11/18/2022 2:51 AM View: Constituents View
Plant Bowen Client: Southern Company Data: Bowen AP-1

Sanitas™ v.9.6.35 . UG
Hollow symbols indicate censored values.

Time Series

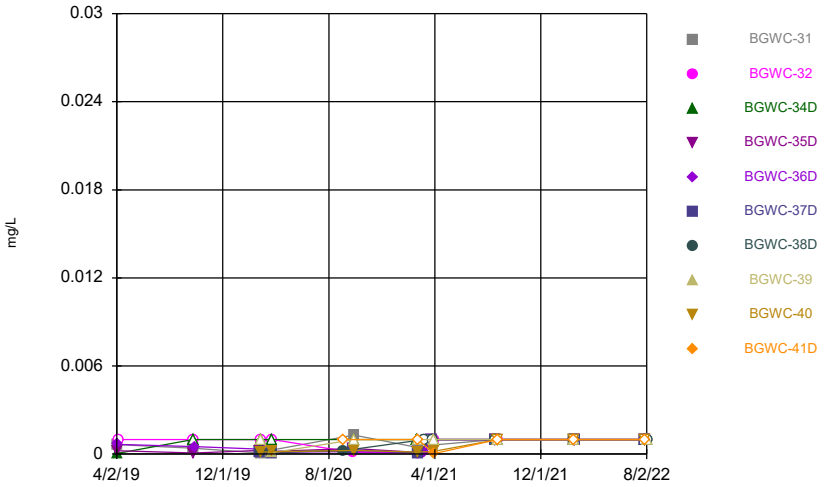

Constituent: Lead Analysis Run 11/18/2022 2:51 AM View: Constituents View
Plant Bowen Client: Southern Company Data: Bowen AP-1

Sanitas™ v.9.6.35 . UG
Hollow symbols indicate censored values.

Time Series

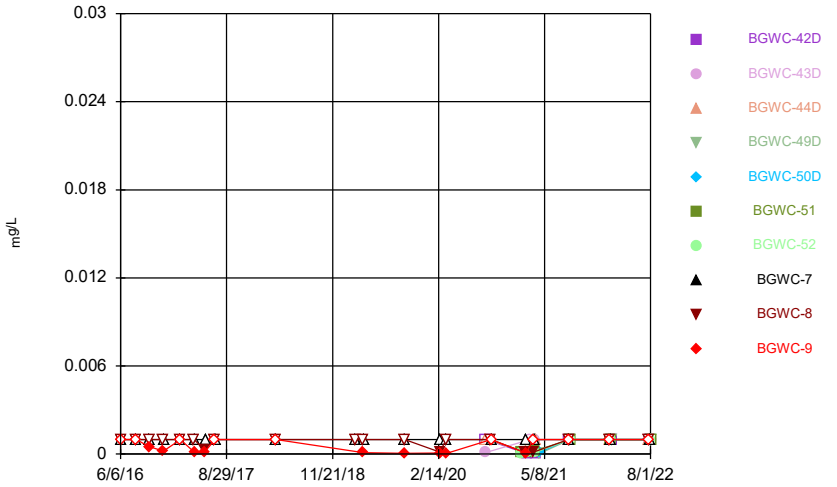

Constituent: Lead Analysis Run 11/18/2022 2:51 AM View: Constituents View
Plant Bowen Client: Southern Company Data: Bowen AP-1

Sanitas™ v.9.6.35 . UG
Hollow symbols indicate censored values.

Time Series

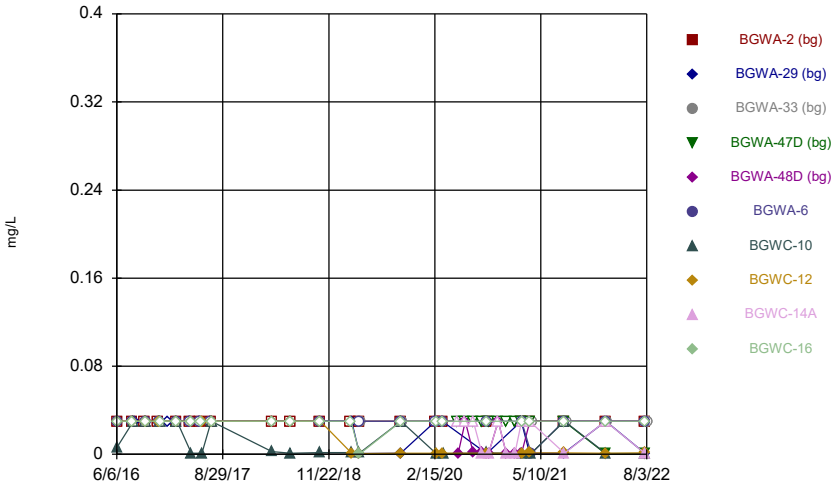

Constituent: Lithium Analysis Run 11/18/2022 2:51 AM View: Constituents View
Plant Bowen Client: Southern Company Data: Bowen AP-1

Sanitas™ v.9.6.35 . UG
Hollow symbols indicate censored values.

Time Series

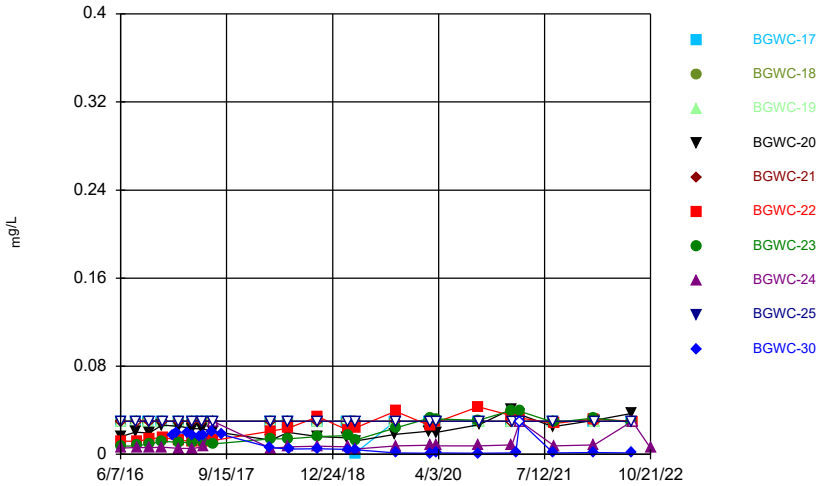

Constituent: Lithium Analysis Run 11/18/2022 2:51 AM View: Constituents View
Plant Bowen Client: Southern Company Data: Bowen AP-1

Sanitas™ v.9.6.35 . UG
Hollow symbols indicate censored values.

Time Series

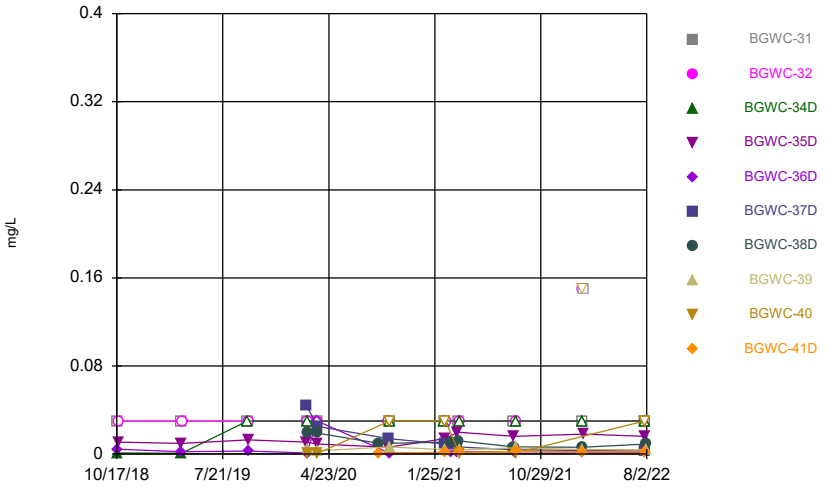

Constituent: Lithium Analysis Run 11/18/2022 2:51 AM View: Constituents View
Plant Bowen Client: Southern Company Data: Bowen AP-1

Sanitas™ v.9.6.35 . UG
Hollow symbols indicate censored values.

Time Series

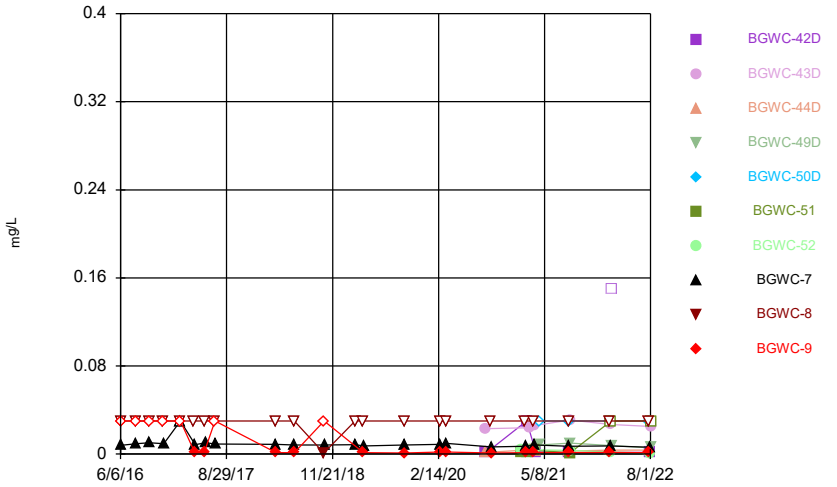

Constituent: Lithium Analysis Run 11/18/2022 2:51 AM View: Constituents View
Plant Bowen Client: Southern Company Data: Bowen AP-1

Sanitas™ v.9.6.35 . UG
Hollow symbols indicate censored values.

Time Series

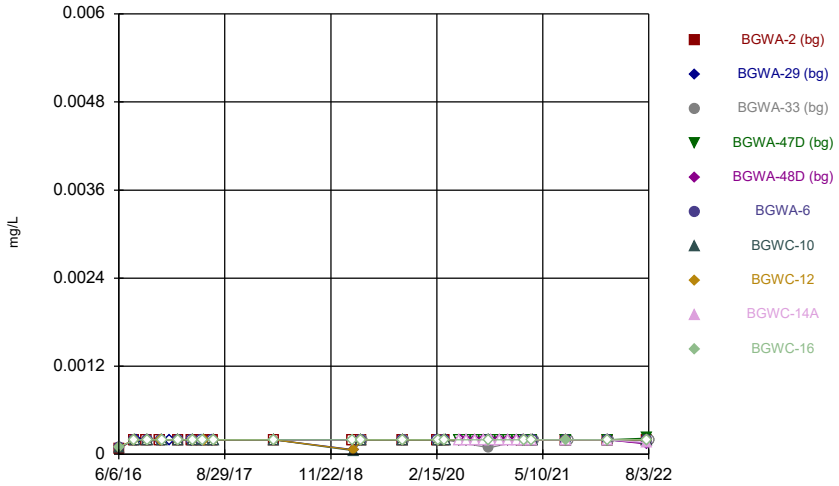

Constituent: Mercury Analysis Run 11/18/2022 2:51 AM View: Constituents View
Plant Bowen Client: Southern Company Data: Bowen AP-1

Sanitas™ v.9.6.35 . UG
Hollow symbols indicate censored values.

Time Series

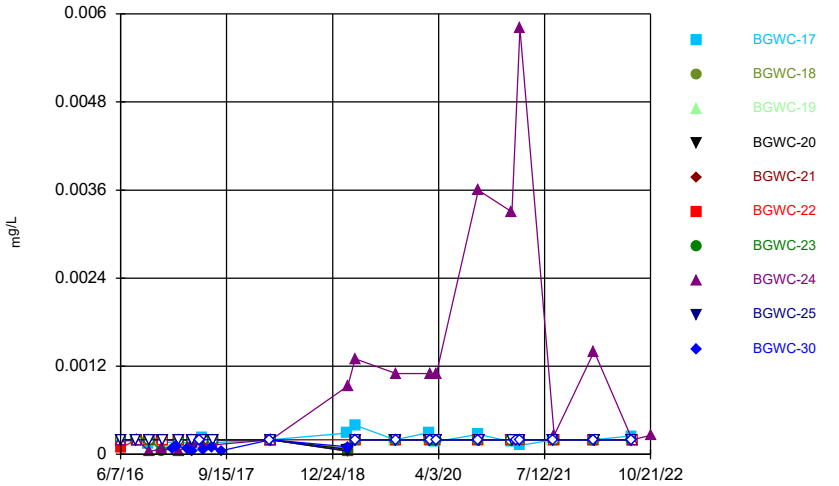

Constituent: Mercury Analysis Run 11/18/2022 2:51 AM View: Constituents View
Plant Bowen Client: Southern Company Data: Bowen AP-1

Sanitas™ v.9.6.35 . UG
Hollow symbols indicate censored values.

Time Series

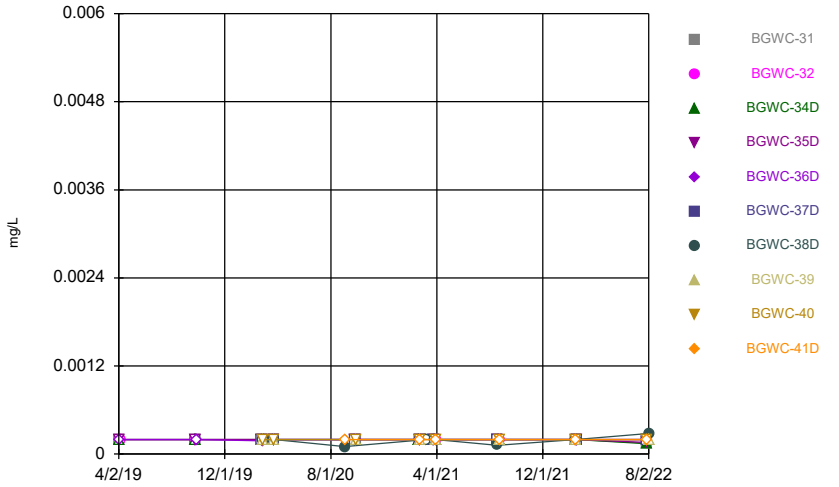

Constituent: Mercury Analysis Run 11/18/2022 2:51 AM View: Constituents View
Plant Bowen Client: Southern Company Data: Bowen AP-1

Sanitas™ v.9.6.35 . UG
Hollow symbols indicate censored values.

Time Series

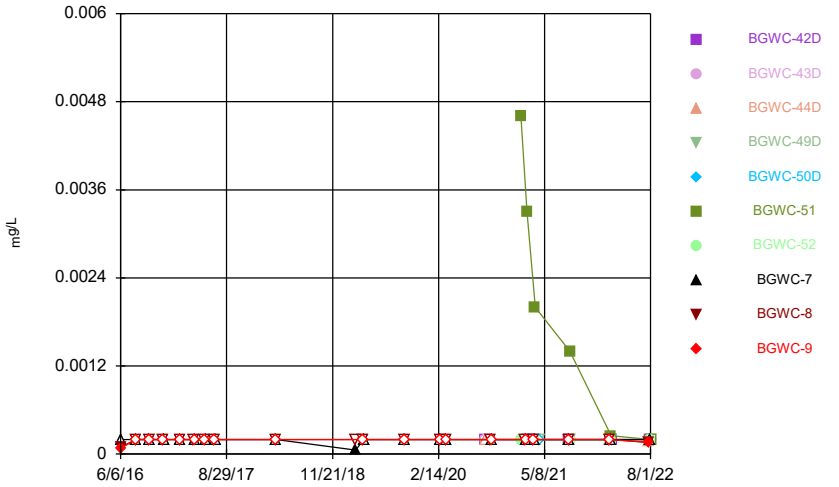

Constituent: Mercury Analysis Run 11/18/2022 2:51 AM View: Constituents View
Plant Bowen Client: Southern Company Data: Bowen AP-1

Sanitas™ v.9.6.35 . UG
Hollow symbols indicate censored values.

Time Series

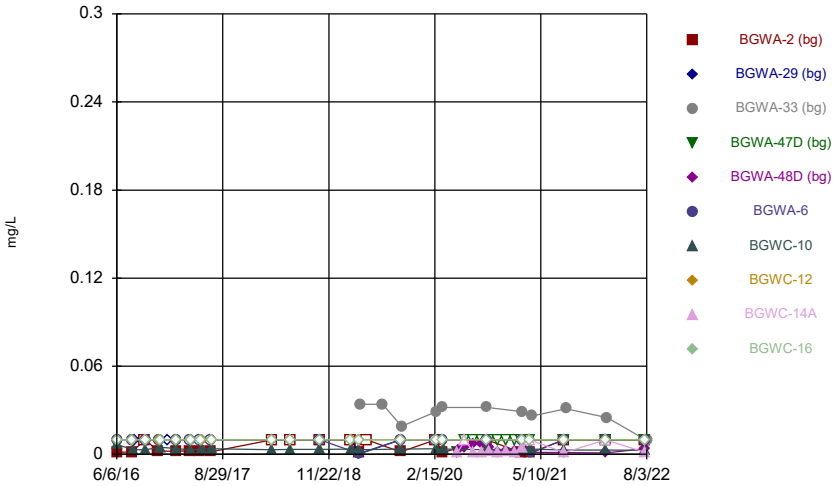

Constituent: Molybdenum Analysis Run 11/18/2022 2:51 AM View: Constituents View
Plant Bowen Client: Southern Company Data: Bowen AP-1

Sanitas™ v.9.6.35 . UG
Hollow symbols indicate censored values.

Time Series

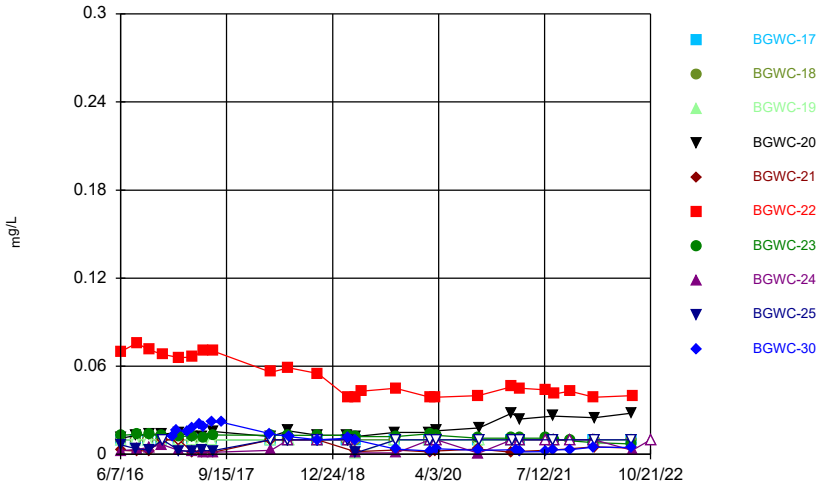

Constituent: Molybdenum Analysis Run 11/18/2022 2:51 AM View: Constituents View
Plant Bowen Client: Southern Company Data: Bowen AP-1

Sanitas™ v.9.6.35 . UG
Hollow symbols indicate censored values.

Time Series

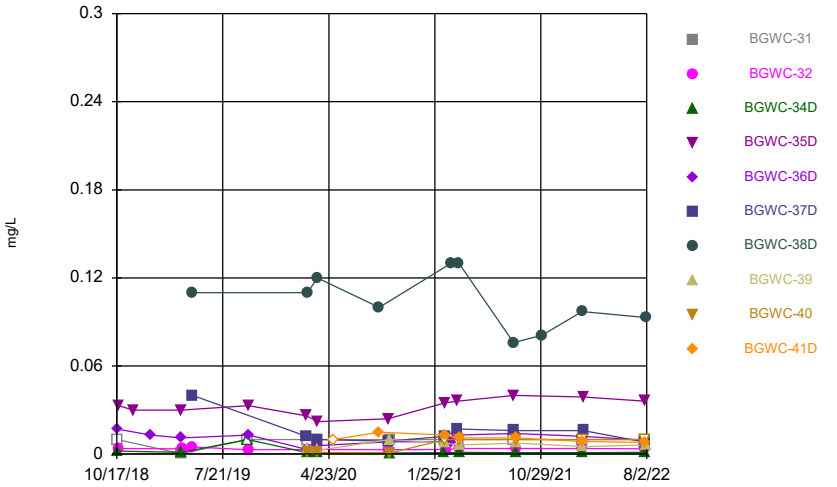

Constituent: Molybdenum Analysis Run 11/18/2022 2:51 AM View: Constituents View
Plant Bowen Client: Southern Company Data: Bowen AP-1

Sanitas™ v.9.6.35 . UG
Hollow symbols indicate censored values.

Time Series

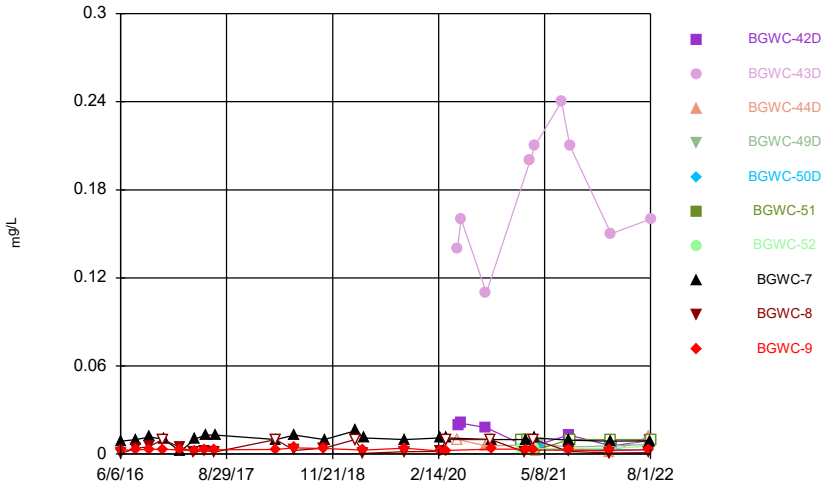

Constituent: Molybdenum Analysis Run 11/18/2022 2:51 AM View: Constituents View
Plant Bowen Client: Southern Company Data: Bowen AP-1

Sanitas™ v.9.6.35 . UG

Time Series

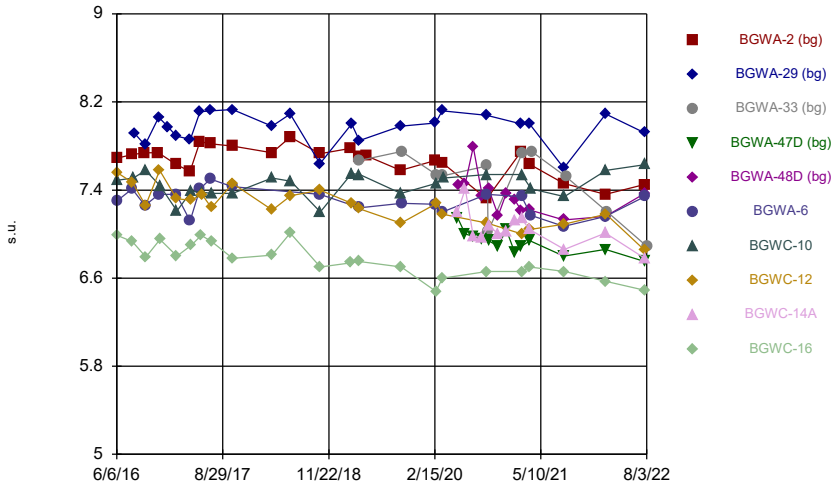

Constituent: pH Analysis Run 11/18/2022 2:51 AM View: Constituents View
Plant Bowen Client: Southern Company Data: Bowen AP-1

Sanitas™ v.9.6.35 . UG

Time Series

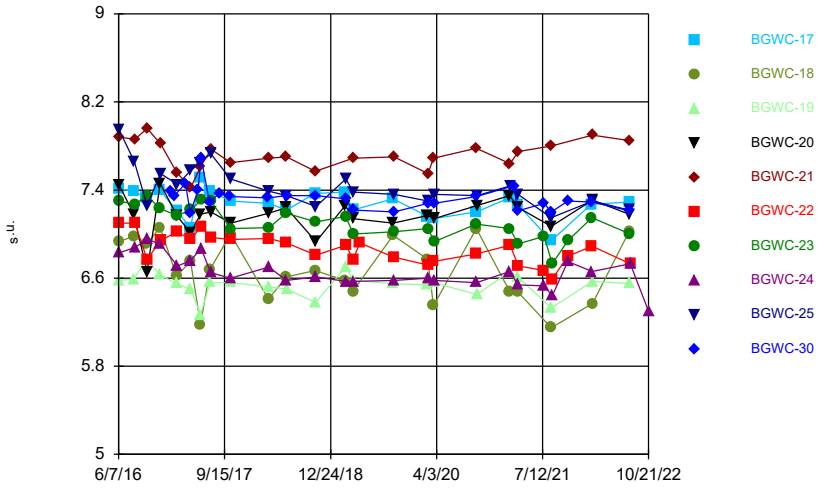

Constituent: pH Analysis Run 11/18/2022 2:51 AM View: Constituents View
Plant Bowen Client: Southern Company Data: Bowen AP-1

Sanitas™ v.9.6.35 . UG

Time Series

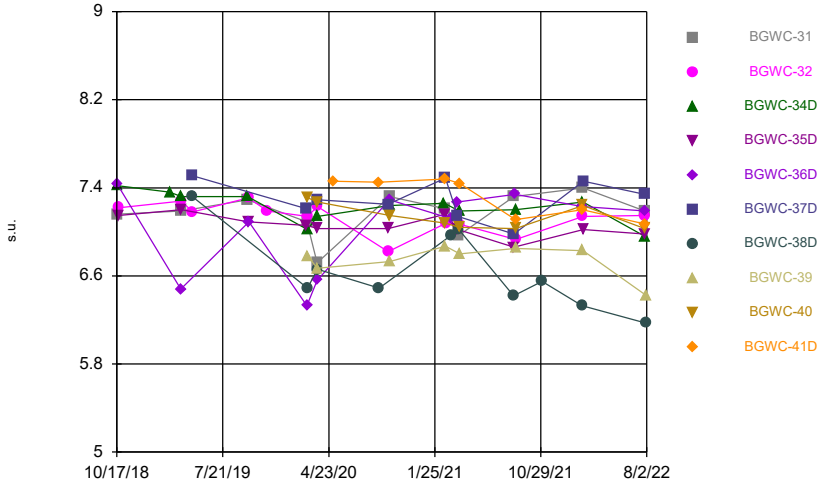

Constituent: pH Analysis Run 11/18/2022 2:51 AM View: Constituents View
Plant Bowen Client: Southern Company Data: Bowen AP-1

Sanitas™ v.9.6.35 . UG

Time Series

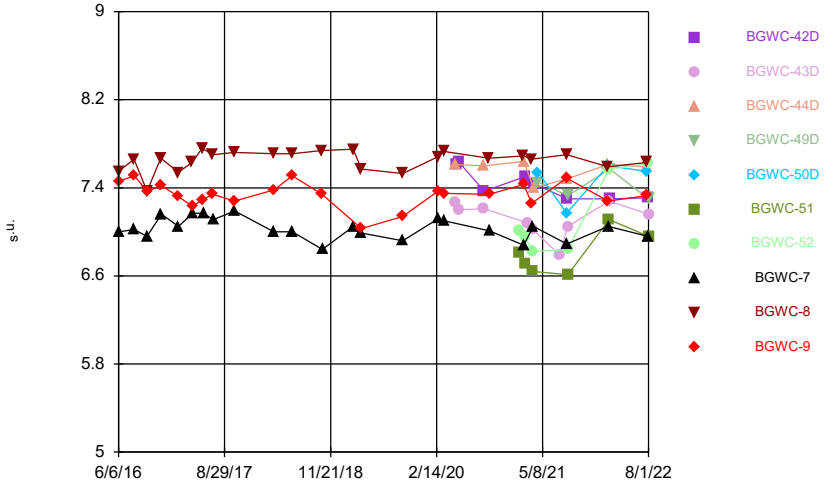

Constituent: pH Analysis Run 11/18/2022 2:51 AM View: Constituents View
Plant Bowen Client: Southern Company Data: Bowen AP-1

Sanitas™ v.9.6.35 . UG
Hollow symbols indicate censored values.

Time Series

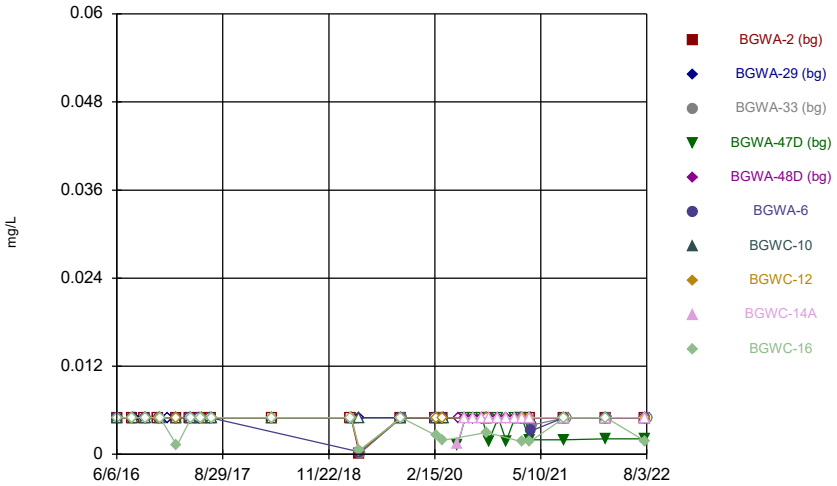

Constituent: Selenium Analysis Run 11/18/2022 2:51 AM View: Constituents View
Plant Bowen Client: Southern Company Data: Bowen AP-1

Sanitas™ v.9.6.35 . UG
Hollow symbols indicate censored values.

Time Series

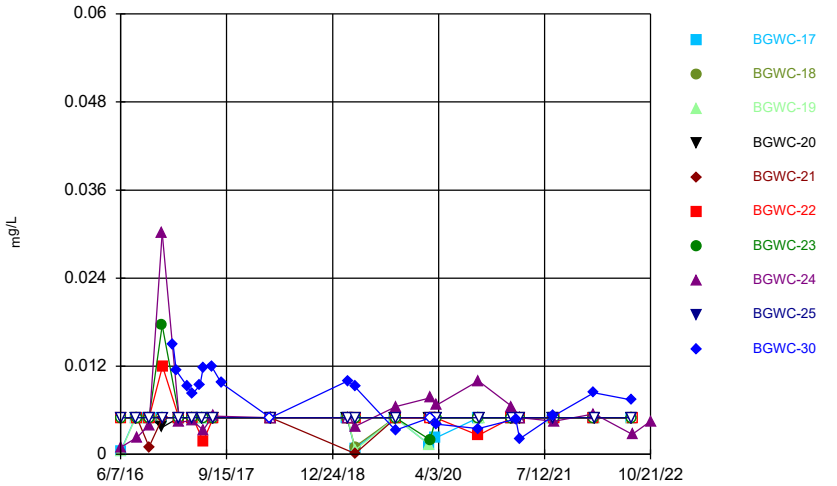

Constituent: Selenium Analysis Run 11/18/2022 2:51 AM View: Constituents View
Plant Bowen Client: Southern Company Data: Bowen AP-1

Sanitas™ v.9.6.35 . UG
Hollow symbols indicate censored values.

Time Series

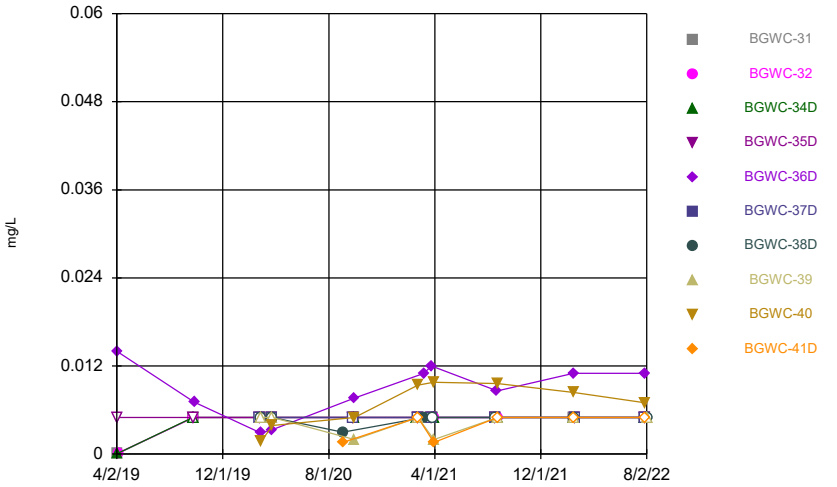

Constituent: Selenium Analysis Run 11/18/2022 2:51 AM View: Constituents View
Plant Bowen Client: Southern Company Data: Bowen AP-1

Sanitas™ v.9.6.35 . UG
Hollow symbols indicate censored values.

Time Series

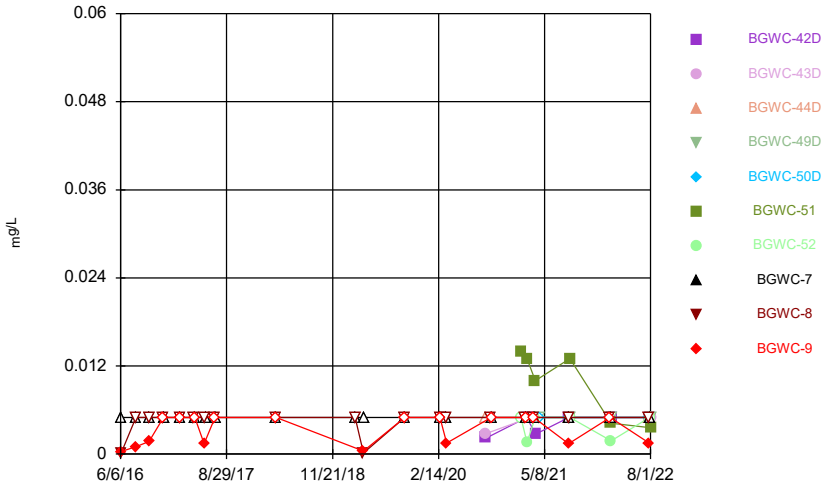

Constituent: Selenium Analysis Run 11/18/2022 2:51 AM View: Constituents View
Plant Bowen Client: Southern Company Data: Bowen AP-1

Sanitas™ v.9.6.35 . UG

Time Series

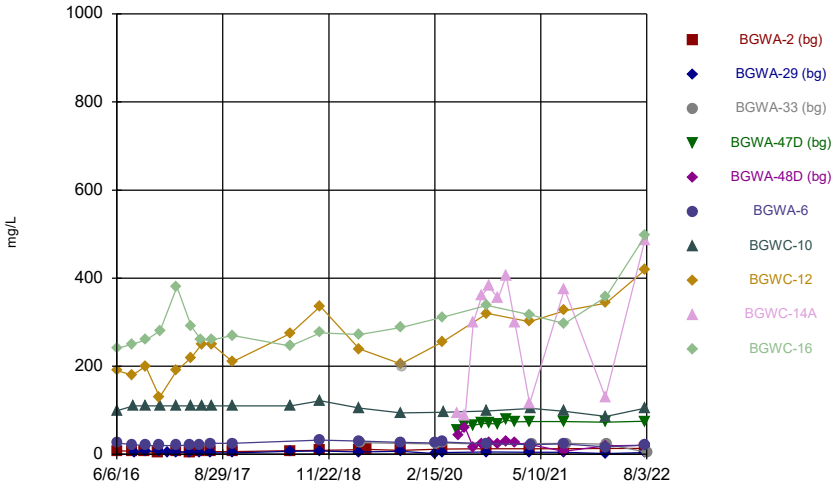

Constituent: Sulfate Analysis Run 11/18/2022 2:51 AM View: Constituents View
Plant Bowen Client: Southern Company Data: Bowen AP-1

Sanitas™ v.9.6.35 . UG

Time Series

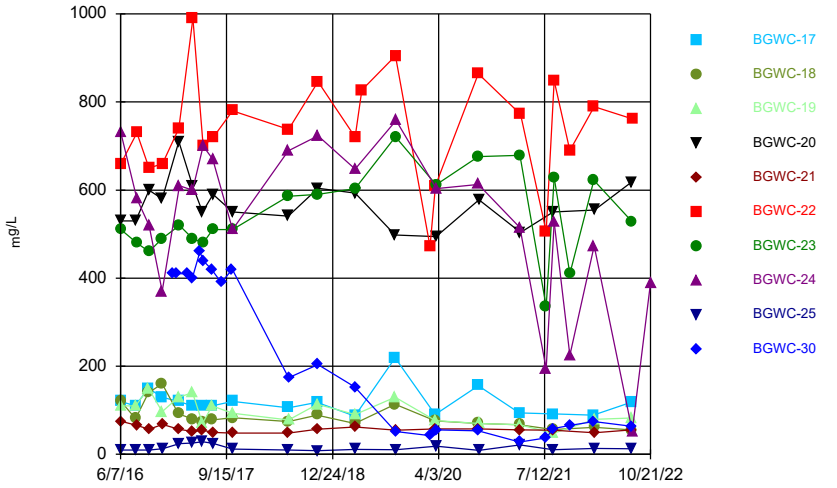

Constituent: Sulfate Analysis Run 11/18/2022 2:51 AM View: Constituents View
Plant Bowen Client: Southern Company Data: Bowen AP-1

Sanitas™ v.9.6.35 . UG

Time Series

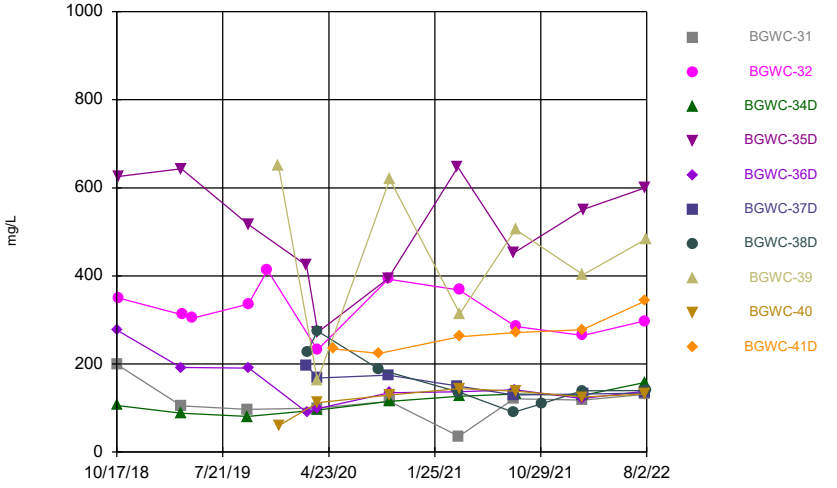

Constituent: Sulfate Analysis Run 11/18/2022 2:51 AM View: Constituents View
Plant Bowen Client: Southern Company Data: Bowen AP-1

Sanitas™ v.9.6.35 . UG

Time Series

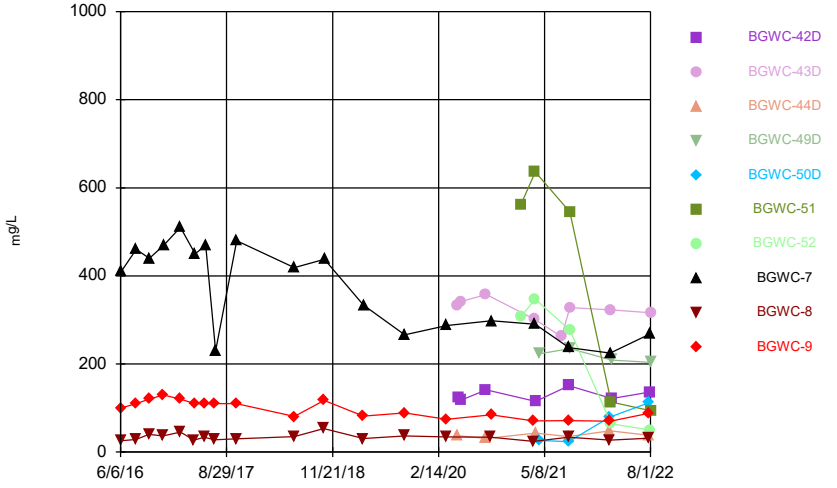

Constituent: Sulfate Analysis Run 11/18/2022 2:51 AM View: Constituents View
Plant Bowen Client: Southern Company Data: Bowen AP-1

Sanitas™ v.9.6.35 . UG
Hollow symbols indicate censored values.

Time Series

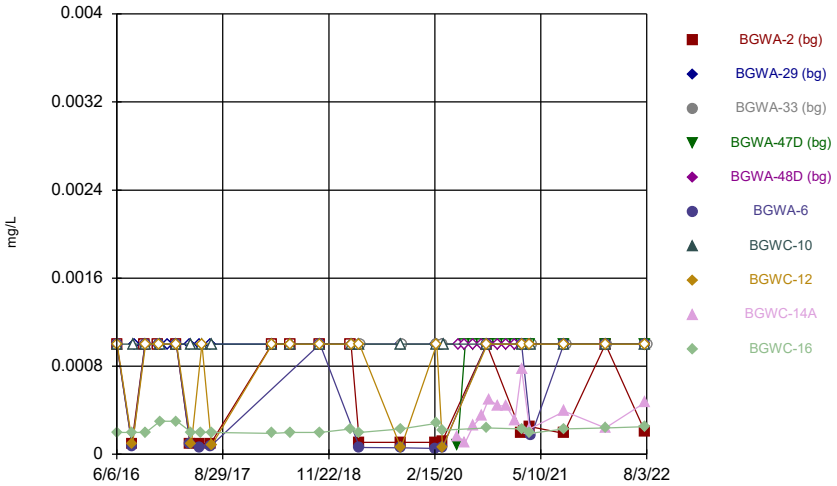

Constituent: Thallium Analysis Run 11/18/2022 2:51 AM View: Constituents View
Plant Bowen Client: Southern Company Data: Bowen AP-1

Sanitas™ v.9.6.35 . UG
Hollow symbols indicate censored values.

Time Series

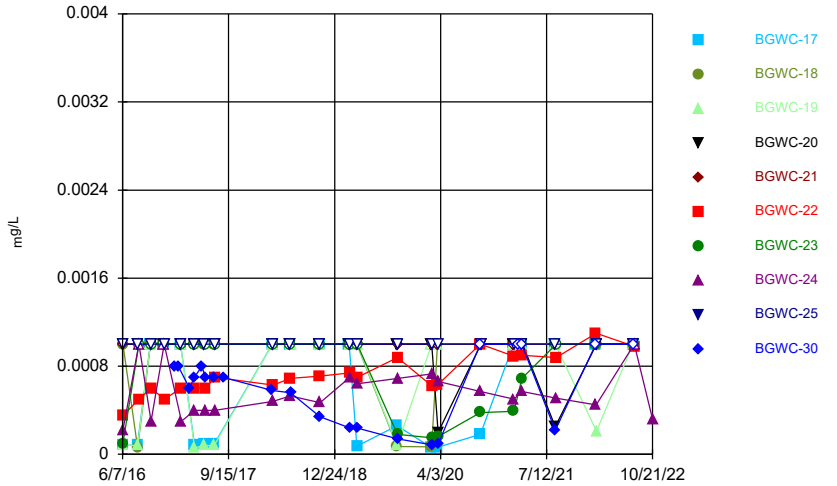

Constituent: Thallium Analysis Run 11/18/2022 2:51 AM View: Constituents View
Plant Bowen Client: Southern Company Data: Bowen AP-1

Sanitas™ v.9.6.35 . UG
Hollow symbols indicate censored values.

Time Series

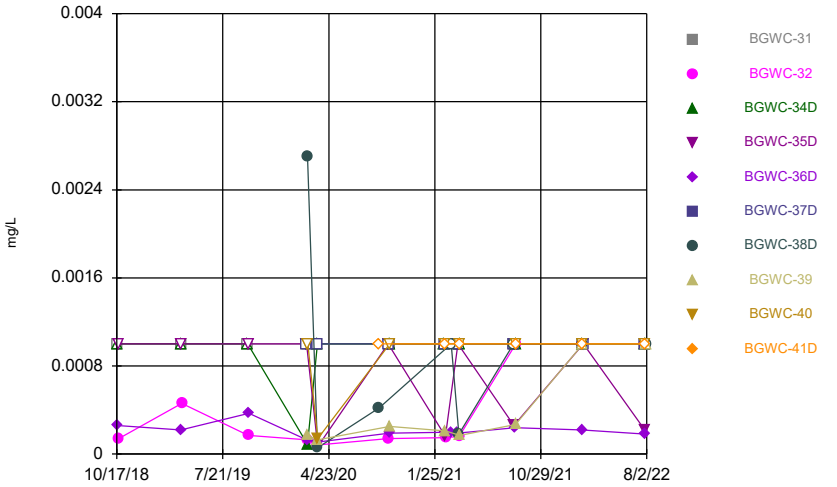

Constituent: Thallium Analysis Run 11/18/2022 2:51 AM View: Constituents View
Plant Bowen Client: Southern Company Data: Bowen AP-1

Sanitas™ v.9.6.35 . UG
Hollow symbols indicate censored values.

Time Series

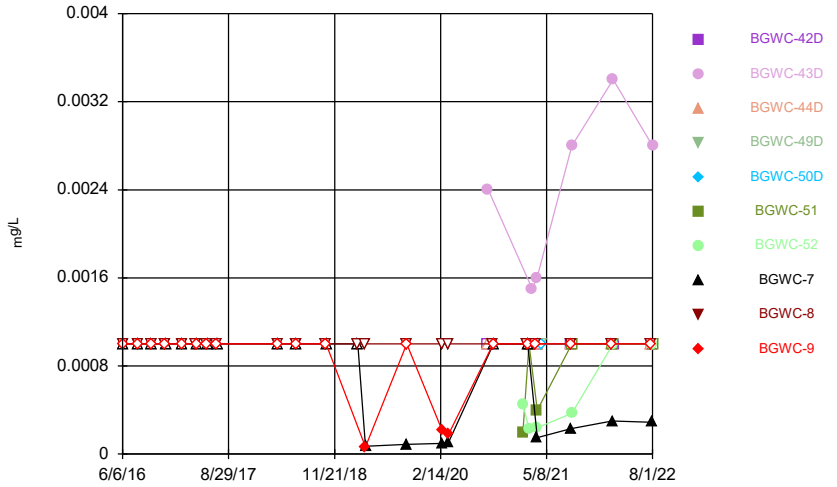

Constituent: Thallium Analysis Run 11/18/2022 2:51 AM View: Constituents View
Plant Bowen Client: Southern Company Data: Bowen AP-1

Sanitas™ v.9.6.35 . UG

Time Series

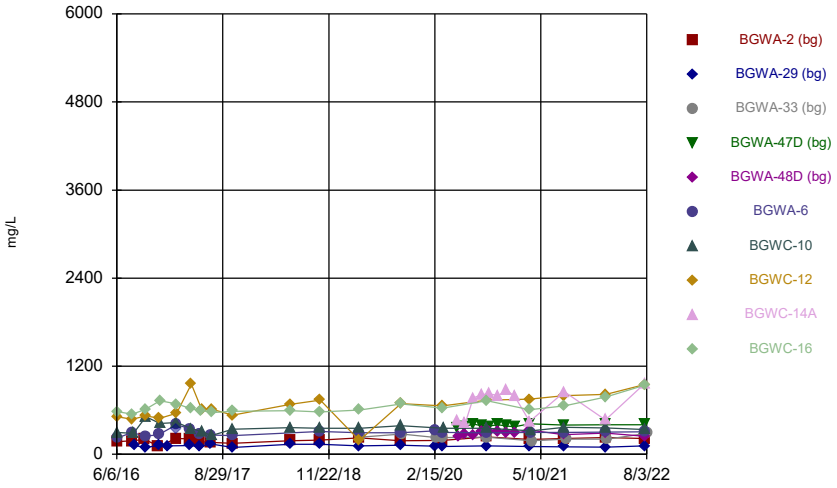

Constituent: Total Dissolved Solids Analysis Run 11/18/2022 2:51 AM View: Constituents View
Plant Bowen Client: Southern Company Data: Bowen AP-1

Sanitas™ v.9.6.35 . UG

Time Series

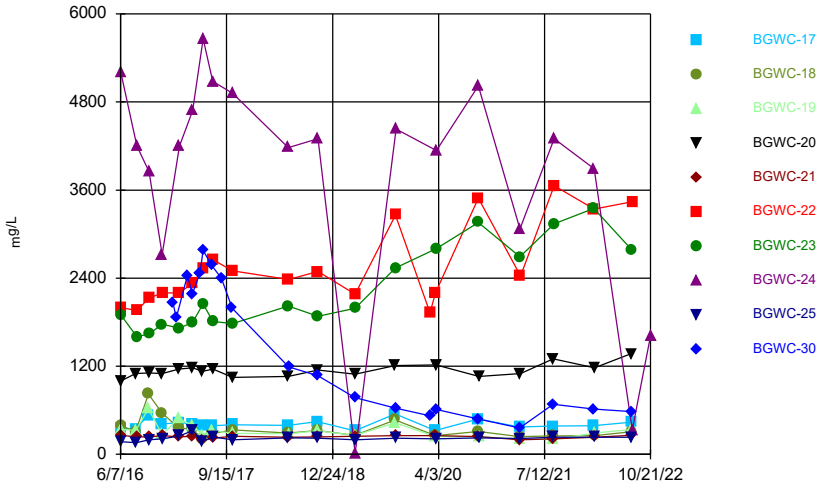

Constituent: Total Dissolved Solids Analysis Run 11/18/2022 2:51 AM View: Constituents View
Plant Bowen Client: Southern Company Data: Bowen AP-1

Sanitas™ v.9.6.35 . UG

Time Series

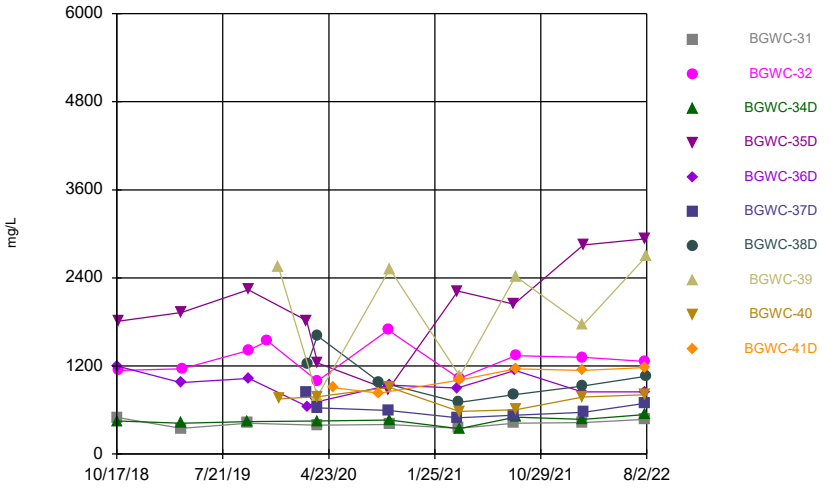

Constituent: Total Dissolved Solids Analysis Run 11/18/2022 2:51 AM View: Constituents View
Plant Bowen Client: Southern Company Data: Bowen AP-1

Sanitas™ v.9.6.35 . UG

Time Series

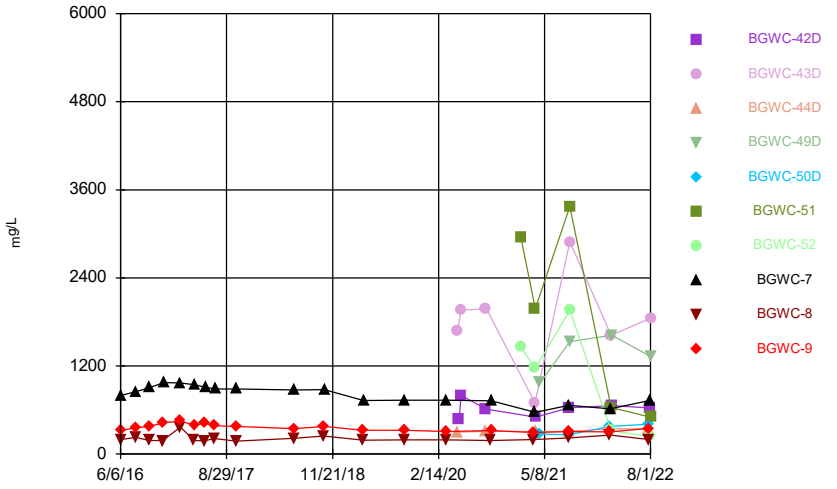

Constituent: Total Dissolved Solids Analysis Run 11/18/2022 2:52 AM View: Constituents View
Plant Bowen Client: Southern Company Data: Bowen AP-1

Time Series

Constituent: Antimony (mg/L) Analysis Run 11/18/2022 2:56 AM View: Constituents View

Plant Bowen Client: Southern Company Data: Bowen AP-1

	BGWA-2 (bg)	BGWA-29 (bg)	BGWA-33 (bg)	BGWA-47D (bg)	BGWA-48D (bg)	BGWA-6	BGWC-10	BGWC-12	BGWC-14A
6/6/2016	<0.003					<0.003			
6/7/2016							0.0022 (J)	<0.003	
8/9/2016	<0.003								
8/10/2016						<0.003			
8/11/2016									
8/12/2016								<0.003	
8/16/2016							<0.003		
8/22/2016		<0.003							
10/3/2016	<0.003								
10/4/2016		<0.003				<0.003			
10/6/2016								<0.003	
10/7/2016							<0.003		
11/29/2016	<0.003								
12/1/2016		<0.003				<0.003			
12/5/2016								<0.003	
12/6/2016							<0.003		
1/10/2017		<0.003							
2/13/2017	<0.003								
2/14/2017		<0.003				<0.003			
2/15/2017								<0.003	
2/16/2017							<0.003		
4/13/2017	0.0004 (J)					<0.003			
4/14/2017		<0.003							
4/18/2017							<0.003	<0.003	
5/25/2017	<0.003	<0.003				<0.003			
5/30/2017									
6/2/2017							<0.003	<0.003	
7/7/2017	<0.003					<0.003			
7/10/2017		<0.003							
7/12/2017							<0.003		
7/13/2017								<0.003	
7/14/2017									
3/26/2018	<0.003	<0.003							
3/27/2018							<0.003		
3/28/2018								<0.003	
2/25/2019	<0.003								
2/27/2019		<0.003							
2/28/2019							<0.003	<0.003	
2/18/2020	<0.003					<0.003			
2/19/2020		<0.003							
2/20/2020							<0.003		
2/21/2020			0.0016 (J)						
2/24/2020								<0.003	
3/18/2020	<0.003	<0.003							
3/19/2020						<0.003		<0.003	
3/20/2020			0.0014 (J)						
3/23/2020							<0.003		
5/22/2020				<0.003					<0.003
5/25/2020					0.0042				
6/23/2020				<0.003	0.00074 (J)				<0.003
7/28/2020				0.0013 (J)	0.0014 (J)				<0.003
9/2/2020				0.00082 (J)					<0.003

Time Series

Constituent: Antimony (mg/L) Analysis Run 11/18/2022 2:56 AM View: Constituents View

Plant Bowen Client: Southern Company Data: Bowen AP-1

	BGWA-2 (bg)	BGWA-29 (bg)	BGWA-33 (bg)	BGWA-47D (bg)	BGWA-48D (bg)	BGWA-6	BGWC-10	BGWC-12	BGWC-14A
9/3/2020					0.0023 (J)				
9/23/2020	<0.003	<0.003				<0.003			
9/24/2020							<0.003		
9/25/2020			0.0015 (J)					<0.003	
10/1/2020				0.00056 (J)	0.0026 (J)				0.0003 (J)
11/10/2020				0.0019 (J)	0.0016 (J)				0.00061 (J)
12/15/2020				0.0018 (J)	0.0018 (J)				<0.003
1/20/2021				0.00068 (J)	0.0015 (J)				<0.003
2/16/2021	<0.003	0.0015 (J)							
2/17/2021				0.0013 (J)	0.0013 (J)				
2/18/2021						<0.003	<0.003		<0.003
2/19/2021			0.0011 (J)					<0.003	
3/23/2021		<0.003							
3/24/2021								<0.003	<0.003
3/25/2021				<0.003	0.0008 (J)				
3/26/2021	<0.003								
3/30/2021							<0.003		
3/31/2021						<0.003			
4/1/2021			0.002 (J)						
8/16/2021	<0.003	<0.003		<0.003	0.0018 (J)	<0.003			
8/18/2021							<0.003	<0.003	<0.003
8/25/2021			0.0013 (J)						
2/9/2022	<0.003			<0.003	0.0018 (J)	<0.003			<0.003
2/10/2022		<0.003							
2/11/2022							0.0021 (J)	<0.003	
2/16/2022			0.00089 (J)						
7/26/2022	<0.003	0.00096 (J)		<0.003	0.0008 (J)	<0.003			<0.003
7/27/2022								<0.003	
7/28/2022							0.0015 (J)		
8/3/2022			<0.003						

Time Series

Constituent: Antimony (mg/L) Analysis Run 11/18/2022 2:56 AM View: Constituents View

Plant Bowen Client: Southern Company Data: Bowen AP-1

	BGWC-16
6/6/2016	
6/7/2016	<0.003
8/9/2016	
8/10/2016	
8/11/2016	0.0004 (J)
8/12/2016	
8/16/2016	
8/22/2016	
10/3/2016	
10/4/2016	
10/6/2016	
10/7/2016	<0.003
11/29/2016	
12/1/2016	
12/5/2016	
12/6/2016	<0.003
1/10/2017	
2/13/2017	
2/14/2017	
2/15/2017	
2/16/2017	<0.003
4/13/2017	
4/14/2017	
4/18/2017	<0.003
5/25/2017	
5/30/2017	<0.003
6/2/2017	
7/7/2017	
7/10/2017	
7/12/2017	
7/13/2017	
7/14/2017	<0.003
3/26/2018	
3/27/2018	<0.003
3/28/2018	
2/25/2019	<0.003
2/27/2019	
2/28/2019	
2/18/2020	
2/19/2020	
2/20/2020	<0.003
2/21/2020	
2/24/2020	
3/18/2020	
3/19/2020	<0.003
3/20/2020	
3/23/2020	
5/22/2020	
5/25/2020	
6/23/2020	
7/28/2020	
9/2/2020	

Time Series

Constituent: Antimony (mg/L) Analysis Run 11/18/2022 2:56 AM View: Constituents View

Plant Bowen Client: Southern Company Data: Bowen AP-1

	BGWC-16
9/3/2020	
9/23/2020	
9/24/2020	<0.003
9/25/2020	
10/1/2020	
11/10/2020	
12/15/2020	
1/20/2021	
2/16/2021	
2/17/2021	
2/18/2021	<0.003
2/19/2021	
3/23/2021	
3/24/2021	<0.003
3/25/2021	
3/26/2021	
3/30/2021	
3/31/2021	
4/1/2021	
8/16/2021	
8/18/2021	<0.003
8/25/2021	
2/9/2022	
2/10/2022	
2/11/2022	<0.003
2/16/2022	
7/26/2022	
7/27/2022	<0.003
7/28/2022	
8/3/2022	

Time Series

Constituent: Antimony (mg/L) Analysis Run 11/18/2022 2:56 AM View: Constituents View

Plant Bowen Client: Southern Company Data: Bowen AP-1

	BGWC-17	BGWC-18	BGWC-19	BGWC-20	BGWC-21	BGWC-22	BGWC-23	BGWC-24	BGWC-25
6/7/2016	<0.003								
6/8/2016		<0.003	<0.003	<0.003	<0.003	<0.003			<0.003
6/9/2016							<0.003	<0.003	
8/11/2016	0.0002 (J)								
8/12/2016		<0.003	<0.003	<0.003					
8/15/2016									0.0013 (J)
8/18/2016					<0.003	0.0023 (J)	0.0009 (J)	<0.003	
10/7/2016	<0.003	<0.003	<0.003						
10/10/2016				<0.003	<0.003	0.0021 (J)	<0.003	<0.003	<0.003
12/6/2016	<0.003	<0.003							
12/7/2016			<0.003	<0.003			<0.003	<0.003	
12/8/2016					<0.003	<0.003			<0.003
1/23/2017									
2/7/2017									
2/16/2017	<0.003	<0.003	<0.003						
2/17/2017				<0.003	<0.003	<0.003			
2/20/2017							<0.003	<0.003	<0.003
3/27/2017									
4/17/2017									
4/19/2017	<0.003	<0.003	<0.003	<0.003	<0.003		<0.003	<0.003	
4/20/2017						<0.003			<0.003
5/22/2017									
5/30/2017	<0.003								
6/1/2017		<0.003	<0.003	<0.003	<0.003				<0.003
6/5/2017						<0.003	<0.003	<0.003	
7/11/2017									
7/14/2017	<0.003	<0.003	<0.003						
7/17/2017							<0.003	<0.003	<0.003
7/18/2017				<0.003	<0.003				
7/19/2017						<0.003			
8/23/2017									
3/26/2018									
3/27/2018	<0.003	<0.003	<0.003						
3/28/2018				<0.003	<0.003				<0.003
3/29/2018						<0.003	<0.003	<0.003	
2/27/2019	<0.003	<0.003		<0.003					
3/1/2019			<0.003			<0.003	<0.003	<0.003	<0.003
2/24/2020	<0.003	<0.003	<0.003	<0.003					
2/25/2020						<0.003	<0.003		
2/26/2020					<0.003			<0.003	<0.003
3/19/2020	<0.003								
3/20/2020		<0.003	<0.003		<0.003	<0.003			
3/23/2020				0.0014 (J)			0.00053 (J)		
3/24/2020									<0.003
3/25/2020								<0.003	
9/24/2020	<0.003	<0.003			<0.003	<0.003	<0.003		
9/25/2020								0.00048 (J)	
9/28/2020			0.0005 (J)	0.0005 (J)					<0.003
2/18/2021	<0.003	<0.003	<0.003	<0.003					
2/19/2021					<0.003	0.00028 (J)	0.00031 (J)	0.00036 (J)	
2/23/2021									<0.003
3/8/2021									

Time Series

Constituent: Antimony (mg/L) Analysis Run 11/18/2022 2:56 AM View: Constituents View

Plant Bowen Client: Southern Company Data: Bowen AP-1

	BGWC-17	BGWC-18	BGWC-19	BGWC-20	BGWC-21	BGWC-22	BGWC-23	BGWC-24	BGWC-25
3/24/2021	<0.003	<0.003							
3/25/2021									
3/26/2021			<0.003				<0.003	<0.003	<0.003
3/29/2021				<0.003	<0.003	<0.003			
8/19/2021	<0.003	<0.003							<0.003
8/20/2021			<0.003	<0.003	0.0014 (J)				
8/23/2021						<0.003	0.0029 (J)	0.0028 (J)	
2/11/2022	<0.003								
2/14/2022							0.0014 (J)		
2/15/2022						<0.003		0.0048	
2/16/2022		<0.003	<0.003	<0.003	0.0017 (J)				<0.003
7/27/2022	<0.003	<0.003	<0.003	<0.003					<0.003
7/28/2022					<0.003				
8/1/2022							0.0022 (J)		
8/2/2022						<0.003		0.015 (o)	
10/21/2022								0.0032 (R)	

Time Series

Constituent: Antimony (mg/L) Analysis Run 11/18/2022 2:56 AM View: Constituents View

Plant Bowen Client: Southern Company Data: Bowen AP-1

	BGWC-30
6/7/2016	
6/8/2016	
6/9/2016	
8/11/2016	
8/12/2016	
8/15/2016	
8/18/2016	
10/7/2016	
10/10/2016	
12/6/2016	
12/7/2016	
12/8/2016	
1/23/2017	<0.003
2/7/2017	<0.003
2/16/2017	
2/17/2017	
2/20/2017	
3/27/2017	<0.003
4/17/2017	<0.003
4/19/2017	
4/20/2017	
5/22/2017	<0.003
5/30/2017	
6/1/2017	
6/5/2017	<0.003
7/11/2017	<0.003
7/14/2017	
7/17/2017	
7/18/2017	
7/19/2017	
8/23/2017	<0.003
3/26/2018	<0.003
3/27/2018	
3/28/2018	
3/29/2018	
2/27/2019	
3/1/2019	<0.003
2/24/2020	
2/25/2020	
2/26/2020	<0.003
3/19/2020	
3/20/2020	
3/23/2020	<0.003
3/24/2020	
3/25/2020	
9/24/2020	
9/25/2020	<0.003
9/28/2020	
2/18/2021	
2/19/2021	
2/23/2021	
3/8/2021	<0.003

Time Series

Constituent: Antimony (mg/L) Analysis Run 11/18/2022 2:56 AM View: Constituents View

Plant Bowen Client: Southern Company Data: Bowen AP-1

	BGWC-30
3/24/2021	
3/25/2021	<0.003
3/26/2021	
3/29/2021	
8/19/2021	<0.003
8/20/2021	
8/23/2021	
2/11/2022	
2/14/2022	<0.003
2/15/2022	
2/16/2022	
7/27/2022	
7/28/2022	
8/1/2022	<0.003
8/2/2022	
10/21/2022	

Time Series

Constituent: Antimony (mg/L) Analysis Run 11/18/2022 2:56 AM View: Constituents View

Plant Bowen Client: Southern Company Data: Bowen AP-1

	BGWC-31	BGWC-32	BGWC-34D	BGWC-35D	BGWC-36D	BGWC-37D	BGWC-38D	BGWC-39	BGWC-40
2/25/2020				<0.003		<0.003			
2/26/2020	<0.003				<0.003				
2/27/2020		<0.003	<0.003				0.0003 (J)	<0.003	
2/28/2020									<0.003
3/23/2020	<0.003				<0.003				
3/24/2020		<0.003	<0.003			<0.003	<0.003	<0.003	
3/25/2020				<0.003					<0.003
9/2/2020							0.0016 (J)		
9/25/2020		0.00039 (J)		0.00064 (J)		0.0022 (J)			
9/28/2020	0.00038 (J)		0.00049 (J)		<0.003				
9/29/2020								<0.003	<0.003
2/19/2021			<0.003						
2/22/2021	<0.003			0.00066 (J)		0.00041 (J)		<0.003	<0.003
2/23/2021		0.00036 (J)							
3/8/2021					0.00096 (J)				
3/9/2021							0.00062 (J)		
3/25/2021					<0.003				
3/26/2021				<0.003		<0.003			
3/29/2021	<0.003						<0.003		
3/30/2021		<0.003	0.00079 (J)						0.0005 (J)
3/31/2021								<0.003	
8/19/2021							0.01		
8/20/2021	<0.003			<0.003		<0.003			
8/23/2021					<0.003				
8/24/2021			<0.003					<0.003	<0.003
8/25/2021		<0.003							
2/14/2022					<0.003		0.0067		
2/15/2022									
2/16/2022	<0.003	<0.003	<0.003					<0.003	<0.003
2/17/2022				<0.003		<0.003			
7/28/2022	<0.003		<0.003	<0.003		<0.003			<0.003
7/29/2022		<0.003			<0.003				
8/2/2022							0.0015 (J)	<0.003	

Time Series

Constituent: Antimony (mg/L) Analysis Run 11/18/2022 2:56 AM View: Constituents View

Plant Bowen Client: Southern Company Data: Bowen AP-1

	BGWC-41D
2/25/2020	
2/26/2020	
2/27/2020	
2/28/2020	
3/23/2020	
3/24/2020	
3/25/2020	
9/2/2020	0.0014 (J)
9/25/2020	
9/28/2020	
9/29/2020	
2/19/2021	
2/22/2021	<0.003
2/23/2021	
3/8/2021	
3/9/2021	
3/25/2021	
3/26/2021	
3/29/2021	
3/30/2021	
3/31/2021	<0.003
8/19/2021	
8/20/2021	
8/23/2021	
8/24/2021	0.0014 (J)
8/25/2021	
2/14/2022	
2/15/2022	<0.003
2/16/2022	
2/17/2022	
7/28/2022	
7/29/2022	<0.003
8/2/2022	

Time Series

Constituent: Antimony (mg/L) Analysis Run 11/18/2022 2:56 AM View: Constituents View

Plant Bowen Client: Southern Company Data: Bowen AP-1

	BGWC-42D	BGWC-43D	BGWC-44D	BGWC-49D	BGWC-50D	BGWC-51	BGWC-52	BGWC-7	BGWC-8
6/6/2016									
6/7/2016									<0.003
6/8/2016								<0.003	
8/10/2016									0.0004 (J)
8/11/2016								0.0005 (J)	
10/4/2016									<0.003
10/5/2016									
10/6/2016								0.0015 (J)	
12/2/2016									<0.003
12/5/2016									
12/6/2016								<0.003	
2/14/2017									<0.003
2/15/2017								<0.003	
4/14/2017									<0.003
4/17/2017									
4/18/2017								0.0003 (J)	
5/26/2017									<0.003
6/2/2017								<0.003	
7/10/2017									<0.003
7/11/2017									
7/14/2017								<0.003	
3/26/2018									<0.003
3/27/2018								<0.003	
2/25/2019									<0.003
2/28/2019								<0.003	
2/19/2020									<0.003
2/20/2020									
2/21/2020								0.0016 (J)	
3/18/2020									<0.003
3/19/2020								<0.003	
9/3/2020	0.00072 (J)	0.00091 (J)	0.0021 (J)						
9/23/2020									<0.003
9/24/2020									
9/25/2020								<0.003	
1/28/2021						<0.003	0.0019 (J)		
2/16/2021									0.00046 (J)
2/17/2021									
2/18/2021			0.009					<0.003	
2/22/2021	0.0019 (J)								
2/23/2021						<0.003	0.00053 (J)		
3/8/2021		0.00058 (J)							
3/24/2021									0.00059 (J)
3/29/2021		<0.003							
3/30/2021						0.0019 (J)	0.00085 (J)	<0.003	
3/31/2021			0.0026 (J)						
4/1/2021	0.0019 (J)								
4/19/2021				0.00039 (J)	0.0019 (J)				
8/18/2021			0.0015 (J)		<0.003				<0.003
8/19/2021								<0.003	
8/20/2021	0.00083 (J)								
8/23/2021		<0.003				<0.003	<0.003		
8/24/2021				<0.003					

Time Series

Constituent: Antimony (mg/L) Analysis Run 11/18/2022 2:56 AM View: Constituents View

Plant Bowen Client: Southern Company Data: Bowen AP-1

	BGWC-42D	BGWC-43D	BGWC-44D	BGWC-49D	BGWC-50D	BGWC-51	BGWC-52	BGWC-7	BGWC-8
2/9/2022			<0.003		<0.003				
2/10/2022									<0.003
2/11/2022								<0.003	
2/14/2022						<0.003	<0.003		
2/15/2022		<0.003							
2/17/2022	<0.003			<0.003					
7/26/2022			0.0011 (J)		<0.003				<0.003
7/28/2022	<0.003						<0.003	<0.003	
8/1/2022		<0.003		<0.003		<0.003			

Time Series

Constituent: Antimony (mg/L) Analysis Run 11/18/2022 2:56 AM View: Constituents View

Plant Bowen Client: Southern Company Data: Bowen AP-1

	BGWC-9
6/6/2016	<0.003
6/7/2016	
6/8/2016	
8/10/2016	
8/11/2016	0.0003 (J)
10/4/2016	
10/5/2016	<0.003
10/6/2016	
12/2/2016	
12/5/2016	<0.003
12/6/2016	
2/14/2017	
2/15/2017	<0.003
4/14/2017	
4/17/2017	<0.003
4/18/2017	
5/26/2017	<0.003
6/2/2017	
7/10/2017	
7/11/2017	<0.003
7/14/2017	
3/26/2018	
3/27/2018	<0.003
2/25/2019	
2/28/2019	
2/19/2020	
2/20/2020	<0.003
2/21/2020	
3/18/2020	
3/19/2020	<0.003
9/3/2020	
9/23/2020	
9/24/2020	<0.003
9/25/2020	
1/28/2021	
2/16/2021	
2/17/2021	0.00075 (J)
2/18/2021	
2/22/2021	
2/23/2021	
3/8/2021	
3/24/2021	0.00038 (J)
3/29/2021	
3/30/2021	
3/31/2021	
4/1/2021	
4/19/2021	
8/18/2021	0.0014 (J)
8/19/2021	
8/20/2021	
8/23/2021	
8/24/2021	

Time Series

Constituent: Antimony (mg/L) Analysis Run 11/18/2022 2:56 AM View: Constituents View

Plant Bowen Client: Southern Company Data: Bowen AP-1

	BGWC-9
2/9/2022	
2/10/2022	<0.003
2/11/2022	
2/14/2022	
2/15/2022	
2/17/2022	
7/26/2022	<0.003
7/28/2022	
8/1/2022	

Time Series

Constituent: Arsenic (mg/L) Analysis Run 11/18/2022 2:56 AM View: Constituents View

Plant Bowen Client: Southern Company Data: Bowen AP-1

	BGWA-2 (bg)	BGWA-29 (bg)	BGWA-33 (bg)	BGWA-47D (bg)	BGWA-48D (bg)	BGWA-6	BGWC-10	BGWC-12	BGWC-14A
6/6/2016	0.0012 (J)					<0.005			
6/7/2016							0.0039	<0.005	
8/9/2016	<0.005								
8/10/2016						<0.005			
8/11/2016									
8/12/2016								0.0009 (J)	
8/16/2016							0.0091		
8/22/2016		<0.005							
10/3/2016	<0.005								
10/4/2016		<0.005				<0.005			
10/6/2016								<0.005	
10/7/2016							0.0074		
11/29/2016	0.0023 (J)								
12/1/2016		<0.005				<0.005			
12/5/2016								<0.005	
12/6/2016							0.0044 (J)		
1/10/2017		<0.005							
2/13/2017	<0.005								
2/14/2017		<0.005				<0.005			
2/15/2017								<0.005	
2/16/2017							0.0081		
4/13/2017	0.0017 (J)					0.0007 (J)			
4/14/2017		0.0006 (J)							
4/18/2017							0.0084	0.0009 (J)	
5/25/2017	0.0015 (J)	0.0008 (J)				0.0013 (J)			
5/30/2017									
6/2/2017							0.008	0.0015 (J)	
7/7/2017	0.001 (J)					<0.005			
7/10/2017		0.0008 (J)							
7/12/2017							0.0063		
7/13/2017								0.0006 (J)	
7/14/2017									
3/26/2018	0.0019 (J)	0.00066 (J)							
3/27/2018							0.0064		
3/28/2018								0.0015 (J)	
6/12/2018	0.0013 (J)	0.00059 (J)							
6/14/2018							0.0075	0.00096 (J)	
10/16/2018	0.00075 (J)	<0.005				0.00095 (J)			
10/17/2018								<0.005	
10/18/2018							0.0056		
2/25/2019	<0.005								
2/27/2019		0.0011 (J)							
2/28/2019							0.0058	<0.005	
4/1/2019	0.00049 (J)	0.00019 (J)						0.00028 (J)	
4/2/2019						0.00032 (J)	0.0057		
4/3/2019			0.002 (J)						
9/23/2019	0.00095 (J)	0.00053 (J)				0.0012 (J)			
9/25/2019							0.0058	0.00085 (J)	
9/26/2019									
9/27/2019			0.0023 (J)						
2/18/2020	0.002 (J)					0.0019 (J)			
2/19/2020		0.0012 (J)							

Time Series

Constituent: Arsenic (mg/L) Analysis Run 11/18/2022 2:56 AM View: Constituents View

Plant Bowen Client: Southern Company Data: Bowen AP-1

	BGWA-2 (bg)	BGWA-29 (bg)	BGWA-33 (bg)	BGWA-47D (bg)	BGWA-48D (bg)	BGWA-6	BGWC-10	BGWC-12	BGWC-14A
2/20/2020							0.0067		
2/21/2020			0.0015 (J)						
2/24/2020								0.00039 (J)	
3/18/2020	<0.005	<0.005							
3/19/2020						<0.005		0.00036 (J)	
3/20/2020			0.0024 (J)						
3/23/2020							0.0049 (J)		
5/22/2020				0.00059 (J)					0.001 (J)
5/25/2020					0.0025 (J)				
6/23/2020				<0.005	0.01				<0.005
7/28/2020				0.00081 (J)	0.0039 (J)				0.0011 (J)
9/2/2020				<0.005					<0.005
9/3/2020					0.0018 (J)				
9/23/2020	<0.005	<0.005				<0.005			
9/24/2020							0.006		
9/25/2020			0.0017 (J)					<0.005	
10/1/2020				<0.005	0.0014 (J)				<0.005
11/10/2020				<0.005	<0.005				<0.005
12/15/2020				<0.005	<0.005				<0.005
1/20/2021				<0.005	<0.005				<0.005
2/16/2021	<0.005	<0.005							
2/17/2021				<0.005	<0.005				
2/18/2021						0.0011 (J)	0.0054		<0.005
2/19/2021			<0.005					0.0011 (J)	
3/23/2021		<0.005							
3/24/2021								0.002 (J)	0.002 (J)
3/25/2021				0.0014 (J)	0.0042 (J)				
3/26/2021	<0.005								
3/30/2021							0.0053		
3/31/2021						<0.005			
4/1/2021			0.0013 (J)						
8/16/2021	<0.005	<0.005		0.0012 (J)	0.0079	<0.005			
8/18/2021							0.0083	0.0039 (J)	0.0034 (J)
8/25/2021			0.0018 (J)						
2/9/2022	<0.005			<0.005	0.0057	<0.005			<0.005
2/10/2022		<0.005							
2/11/2022							0.0094	<0.005	
2/16/2022			<0.005						
7/26/2022	<0.005	<0.005		<0.005	<0.005	<0.005			<0.005
7/27/2022								0.0028 (J)	
7/28/2022							0.005		
8/3/2022			0.0043 (J)						

Time Series

Constituent: Arsenic (mg/L) Analysis Run 11/18/2022 2:56 AM View: Constituents View

Plant Bowen Client: Southern Company Data: Bowen AP-1

	BGWC-16
6/6/2016	
6/7/2016	<0.005
8/9/2016	
8/10/2016	
8/11/2016	<0.005
8/12/2016	
8/16/2016	
8/22/2016	
10/3/2016	
10/4/2016	
10/6/2016	
10/7/2016	<0.005
11/29/2016	
12/1/2016	
12/5/2016	
12/6/2016	<0.005
1/10/2017	
2/13/2017	
2/14/2017	
2/15/2017	
2/16/2017	<0.005
4/13/2017	
4/14/2017	
4/18/2017	0.0007 (J)
5/25/2017	
5/30/2017	0.0008 (J)
6/2/2017	
7/7/2017	
7/10/2017	
7/12/2017	
7/13/2017	
7/14/2017	0.0008 (J)
3/26/2018	
3/27/2018	0.0014 (J)
3/28/2018	
6/12/2018	0.00073 (J)
6/14/2018	
10/16/2018	
10/17/2018	
10/18/2018	<0.005
2/25/2019	<0.005
2/27/2019	
2/28/2019	
4/1/2019	
4/2/2019	0.0003 (J)
4/3/2019	
9/23/2019	
9/25/2019	
9/26/2019	0.00074 (J)
9/27/2019	
2/18/2020	
2/19/2020	

Time Series

Constituent: Arsenic (mg/L) Analysis Run 11/18/2022 2:56 AM View: Constituents View

Plant Bowen Client: Southern Company Data: Bowen AP-1

	BGWC-16
2/20/2020	0.00042 (J)
2/21/2020	
2/24/2020	
3/18/2020	
3/19/2020	<0.005
3/20/2020	
3/23/2020	
5/22/2020	
5/25/2020	
6/23/2020	
7/28/2020	
9/2/2020	
9/3/2020	
9/23/2020	
9/24/2020	<0.005
9/25/2020	
10/1/2020	
11/10/2020	
12/15/2020	
1/20/2021	
2/16/2021	
2/17/2021	
2/18/2021	<0.005
2/19/2021	
3/23/2021	
3/24/2021	0.0013 (J)
3/25/2021	
3/26/2021	
3/30/2021	
3/31/2021	
4/1/2021	
8/16/2021	
8/18/2021	<0.005
8/25/2021	
2/9/2022	
2/10/2022	
2/11/2022	<0.005
2/16/2022	
7/26/2022	
7/27/2022	<0.005
7/28/2022	
8/3/2022	

Time Series

Constituent: Arsenic (mg/L) Analysis Run 11/18/2022 2:56 AM View: Constituents View

Plant Bowen Client: Southern Company Data: Bowen AP-1

	BGWC-17	BGWC-18	BGWC-19	BGWC-20	BGWC-21	BGWC-22	BGWC-23	BGWC-24	BGWC-25
6/7/2016	<0.005								
6/8/2016		<0.005	0.00046 (J)	0.0011 (J)	0.0015	0.0012 (J)			0.0037
6/9/2016							0.0012 (J)	0.0016	
8/11/2016	<0.005								
8/12/2016		<0.005	0.0008 (J)	0.0017 (J)					
8/15/2016									0.003 (J)
8/18/2016					<0.005	0.0022 (J)	0.003 (J)	0.0054	
10/7/2016	<0.005	<0.005	<0.005						
10/10/2016				<0.005	<0.005	0.002 (J)	0.0021 (J)	0.0079	0.0026 (J)
12/6/2016	<0.005	<0.005							
12/7/2016			<0.005	<0.005			0.0023 (J)	0.0121	
12/8/2016					<0.005	<0.005			<0.005
1/23/2017									
2/7/2017									
2/16/2017	<0.005	<0.005	<0.005						
2/17/2017				<0.005	<0.005	0.0023 (J)			
2/20/2017							0.0025 (J)	0.0063	0.0029 (J)
3/27/2017									
4/17/2017									
4/19/2017	0.0012 (J)	0.0013 (J)	0.0015 (J)	0.002 (J)	0.002 (J)		0.0032 (J)	0.0051	
4/20/2017						0.0028 (J)			0.0024 (J)
5/22/2017									
5/30/2017	0.0006 (J)								
6/1/2017		0.0005 (J)	0.0008 (J)	0.0017 (J)	0.0011 (J)				0.0025 (J)
6/5/2017						0.0035 (J)	0.0043 (J)	0.0072	
7/11/2017									
7/14/2017	<0.005	<0.005	0.0006 (J)						
7/17/2017							0.0017 (J)	0.0031 (J)	0.0021 (J)
7/18/2017				0.0018 (J)	0.0015 (J)				
7/19/2017						0.0028 (J)			
8/23/2017									
3/26/2018									
3/27/2018	0.00076 (J)	0.00066 (J)	0.00082 (J)						
3/28/2018				0.0018 (J)	0.0012 (J)				0.0019 (J)
3/29/2018						0.0037 (J)	0.0028 (J)	0.0075 (J)	
6/13/2018				0.0015 (J)			0.0019 (J)	0.0045 (J)	
6/14/2018	<0.005	<0.005			0.00087 (J)	0.0027 (J)			0.0022 (J)
6/15/2018			0.00074 (J)						
10/17/2018	<0.005								
10/18/2018		<0.005							
10/19/2018			<0.005		0.00059 (J)				
10/22/2018				<0.005		0.0016 (J)	0.0015 (J)	0.0027 (J)	0.0026 (J)
2/27/2019	0.001 (J)	0.00083 (J)		0.0014 (J)					
3/1/2019			<0.005			0.0011 (J)	0.0023 (J)	0.0032 (J)	0.0022 (J)
4/2/2019	0.00024 (J)	0.00015 (J)							
4/3/2019			0.00017 (J)	0.00027 (J)	0.00038 (J)	0.0021 (J)	0.00093 (J)	0.0019 (J)	
4/4/2019									0.0016 (J)
9/26/2019	0.0008 (J)	0.00046 (J)	0.00067 (J)	0.00087 (J)					
9/27/2019						0.0013 (J)	0.00096 (J)		
9/30/2019					<0.005			0.0027 (J)	0.002 (J)
2/24/2020	<0.005	<0.005	<0.005	0.00057 (J)					
2/25/2020						0.0014 (J)	0.0012 (J)		

Time Series

Constituent: Arsenic (mg/L) Analysis Run 11/18/2022 2:56 AM View: Constituents View

Plant Bowen Client: Southern Company Data: Bowen AP-1

	BGWC-17	BGWC-18	BGWC-19	BGWC-20	BGWC-21	BGWC-22	BGWC-23	BGWC-24	BGWC-25
2/26/2020					0.00047 (J)			0.0013 (J)	0.0018 (J)
3/19/2020	<0.005								
3/20/2020		<0.005	<0.005		<0.005	0.0015 (J)			
3/23/2020				<0.005			0.0027 (J)		
3/24/2020									0.0013 (J)
3/25/2020								<0.005	
9/24/2020	<0.005	<0.005			<0.005	0.0019 (J)	0.001 (J)		
9/25/2020								0.0023 (J)	
9/28/2020			<0.005	<0.005					0.0028 (J)
2/18/2021	<0.005	<0.005	<0.005	0.0016 (J)					
2/19/2021					0.00079 (J)	0.0039 (J)	0.0049 (J)	0.0054	
2/23/2021									0.004 (J)
3/8/2021									
3/24/2021	0.0017 (J)	0.0014 (J)							
3/25/2021									
3/26/2021			<0.005				<0.005	<0.005	0.0025 (J)
3/29/2021				<0.005	<0.005	<0.005			
8/19/2021	0.0014 (J)	0.002 (J)							0.0019 (J)
8/20/2021			<0.005	<0.005	<0.005				
8/23/2021						0.0036 (J)	0.0043 (J)	0.0032 (J)	
2/11/2022	<0.005								
2/14/2022							0.0065		
2/15/2022						0.007		0.0073	
2/16/2022		<0.005	0.0022 (J)	0.0031 (J)	0.002 (J)				0.0055
7/27/2022	<0.005	<0.005	<0.005	<0.005					0.0027 (J)
7/28/2022					<0.005				
8/1/2022							0.0085		
8/2/2022						0.0033 (J)		<0.005	
10/21/2022								0.003 (JR)	

Time Series

Constituent: Arsenic (mg/L) Analysis Run 11/18/2022 2:56 AM View: Constituents View

Plant Bowen Client: Southern Company Data: Bowen AP-1

	BGWC-30
6/7/2016	
6/8/2016	
6/9/2016	
8/11/2016	
8/12/2016	
8/15/2016	
8/18/2016	
10/7/2016	
10/10/2016	
12/6/2016	
12/7/2016	
12/8/2016	
1/23/2017	<0.005
2/7/2017	<0.005
2/16/2017	
2/17/2017	
2/20/2017	
3/27/2017	0.0019 (J)
4/17/2017	0.0017 (J)
4/19/2017	
4/20/2017	
5/22/2017	0.0034 (J)
5/30/2017	
6/1/2017	
6/5/2017	0.0039 (J)
7/11/2017	0.0016 (J)
7/14/2017	
7/17/2017	
7/18/2017	
7/19/2017	
8/23/2017	0.001 (J)
3/26/2018	0.0015 (J)
3/27/2018	
3/28/2018	
3/29/2018	
6/13/2018	
6/14/2018	
6/15/2018	0.00089 (J)
10/17/2018	
10/18/2018	
10/19/2018	
10/22/2018	0.00064 (J)
2/27/2019	
3/1/2019	<0.005
4/2/2019	0.00024 (J)
4/3/2019	
4/4/2019	
9/26/2019	
9/27/2019	0.00042 (J)
9/30/2019	
2/24/2020	
2/25/2020	

Time Series

Constituent: Arsenic (mg/L) Analysis Run 11/18/2022 2:56 AM View: Constituents View

Plant Bowen Client: Southern Company Data: Bowen AP-1

	BGWC-30
2/26/2020	0.00053 (J)
3/19/2020	
3/20/2020	
3/23/2020	<0.005
3/24/2020	
3/25/2020	
9/24/2020	
9/25/2020	<0.005
9/28/2020	
2/18/2021	
2/19/2021	
2/23/2021	
3/8/2021	<0.005
3/24/2021	
3/25/2021	0.0015 (J)
3/26/2021	
3/29/2021	
8/19/2021	<0.005
8/20/2021	
8/23/2021	
2/11/2022	
2/14/2022	<0.005
2/15/2022	
2/16/2022	
7/27/2022	
7/28/2022	
8/1/2022	0.0034 (J)
8/2/2022	
10/21/2022	

Time Series

Constituent: Arsenic (mg/L) Analysis Run 11/18/2022 2:56 AM View: Constituents View

Plant Bowen Client: Southern Company Data: Bowen AP-1

	BGWC-31	BGWC-32	BGWC-34D	BGWC-35D	BGWC-36D	BGWC-37D	BGWC-38D	BGWC-39	BGWC-40
10/17/2018					0.00082 (J)				
10/18/2018	0.0034 (J)								
10/19/2018			0.013						
10/22/2018		0.00076 (J)		0.0019 (J)					
1/14/2019			0.017						
3/4/2019			0.02						
4/2/2019					0.00039 (J)				
4/4/2019	0.0036 (J)		0.015	0.0018 (J)					
4/5/2019		0.00093 (J)							
9/24/2019	0.0055		0.016						
9/26/2019		0.0018 (J)		0.0035 (J)					
9/27/2019					0.00064 (J)				
2/25/2020				0.0013 (J)		0.04			
2/26/2020	0.0037 (J)				<0.005				
2/27/2020		0.00081 (J)	0.017				0.0021 (J)	0.00055 (J)	
2/28/2020									0.00062 (J)
3/23/2020	0.0054				<0.005				
3/24/2020		0.0017 (J)	0.02			0.028	0.0054	<0.005	
3/25/2020				0.00046 (J)					0.00051 (J)
9/2/2020							0.0012 (J)		
9/25/2020		0.00093 (J)		0.0021 (J)		0.033			
9/28/2020	0.0044 (J)		0.018		<0.005				
9/29/2020								<0.005	<0.005
2/19/2021			0.015						
2/22/2021	0.0049 (J)			0.0034 (J)		0.019		0.0026 (J)	0.0024 (J)
2/23/2021		0.0032 (J)							
3/8/2021					0.00096 (J)				
3/9/2021							0.0021 (J)		
3/25/2021					0.0021 (J)				
3/26/2021				0.002 (J)		0.013			
3/29/2021	0.0038 (J)						0.0019 (J)		
3/30/2021		<0.005	0.016						<0.005
3/31/2021								<0.005	
8/19/2021							<0.005		
8/20/2021	0.0054			0.0021 (J)		0.014			
8/23/2021					0.0018 (J)				
8/24/2021			0.017					0.0028 (J)	0.0021 (J)
8/25/2021		0.0029 (J)							
2/14/2022					<0.005		0.0036 (J)		
2/15/2022									
2/16/2022	0.007	0.0041 (J)	0.02					0.0052	0.0032 (J)
2/17/2022				0.0065		0.011			
7/28/2022	0.0051		0.015	<0.005		0.013			<0.005
7/29/2022		<0.005			<0.005				
8/2/2022							0.0025 (J)	0.0055	

Time Series

Constituent: Arsenic (mg/L) Analysis Run 11/18/2022 2:56 AM View: Constituents View

Plant Bowen Client: Southern Company Data: Bowen AP-1

	BGWC-41D
10/17/2018	
10/18/2018	
10/19/2018	
10/22/2018	
1/14/2019	
3/4/2019	
4/2/2019	
4/4/2019	
4/5/2019	
9/24/2019	
9/26/2019	
9/27/2019	
2/25/2020	
2/26/2020	
2/27/2020	
2/28/2020	
3/23/2020	
3/24/2020	
3/25/2020	
9/2/2020	0.00092 (J)
9/25/2020	
9/28/2020	
9/29/2020	
2/19/2021	
2/22/2021	0.0033 (J)
2/23/2021	
3/8/2021	
3/9/2021	
3/25/2021	
3/26/2021	
3/29/2021	
3/30/2021	
3/31/2021	0.0017 (J)
8/19/2021	
8/20/2021	
8/23/2021	
8/24/2021	0.0027 (J)
8/25/2021	
2/14/2022	
2/15/2022	0.0062
2/16/2022	
2/17/2022	
7/28/2022	
7/29/2022	0.0034 (J)
8/2/2022	

Time Series

Constituent: Arsenic (mg/L) Analysis Run 11/18/2022 2:56 AM View: Constituents View

Plant Bowen Client: Southern Company Data: Bowen AP-1

	BGWC-42D	BGWC-43D	BGWC-44D	BGWC-49D	BGWC-50D	BGWC-51	BGWC-52	BGWC-7	BGWC-8
6/6/2016									
6/7/2016									0.00018 (J)
6/8/2016								0.0024	
8/10/2016									<0.005
8/11/2016								0.0024 (J)	
10/4/2016									<0.005
10/5/2016									
10/6/2016								<0.005	
12/2/2016									<0.005
12/5/2016									
12/6/2016								<0.005	
2/14/2017									<0.005
2/15/2017								0.003 (J)	
4/14/2017									0.0007 (J)
4/17/2017									
4/18/2017								0.0029 (J)	
5/26/2017									0.0008 (J)
6/2/2017								0.0031 (J)	
7/10/2017									0.0011 (J)
7/11/2017									
7/14/2017								0.0017 (J)	
3/26/2018									0.0009 (J)
3/27/2018								0.0028 (J)	
6/12/2018									0.00065 (J)
6/13/2018								0.0023 (J)	
10/16/2018									0.00064 (J)
10/17/2018									
10/18/2018								0.0015 (J)	
2/25/2019									<0.005
2/28/2019								0.0011 (J)	
4/1/2019									0.00041 (J)
4/2/2019								0.0016 (J)	
9/24/2019								0.0031 (J)	0.00047 (J)
2/19/2020									0.0011 (J)
2/20/2020									
2/21/2020								0.0018 (J)	
3/18/2020									0.00042 (J)
3/19/2020								0.0018 (J)	
9/3/2020	0.0023 (J)	0.00099 (J)	0.0033 (J)						
9/23/2020									<0.005
9/24/2020									
9/25/2020								0.0025 (J)	
1/28/2021						0.0012 (J)	0.00099 (J)		
2/16/2021									<0.005
2/17/2021									
2/18/2021			0.0078					0.0026 (J)	
2/22/2021	0.0068								
2/23/2021						0.0048 (J)	0.0028 (J)		
3/8/2021		0.0013 (J)							
3/24/2021									0.0012 (J)
3/29/2021		0.001 (J)							
3/30/2021						0.0065 (J)	0.001 (J)	0.0017 (J)	

Time Series

Constituent: Arsenic (mg/L) Analysis Run 11/18/2022 2:56 AM View: Constituents View

Plant Bowen Client: Southern Company Data: Bowen AP-1

	BGWC-42D	BGWC-43D	BGWC-44D	BGWC-49D	BGWC-50D	BGWC-51	BGWC-52	BGWC-7	BGWC-8
3/31/2021			0.0043 (J)						
4/1/2021	0.002 (J)								
4/19/2021				0.0023 (J)	0.0032 (J)				
8/18/2021			0.0019 (J)		0.0018 (J)				0.0014 (J)
8/19/2021								0.0045 (J)	
8/20/2021	0.0064								
8/23/2021		0.0022 (J)				0.0033 (J)	0.002 (J)		
8/24/2021				0.003 (J)					
2/9/2022			0.0062		0.0023 (J)				
2/10/2022									<0.005
2/11/2022								0.0022 (J)	
2/14/2022						<0.005	<0.005		
2/15/2022		0.0048 (J)							
2/17/2022	0.009			0.0057					
7/26/2022			0.0041 (J)		0.0035 (J)				<0.005
7/28/2022	0.0033 (J)						<0.005	0.0024 (J)	
8/1/2022		0.0045 (J)		0.0076		<0.005			

Time Series

Constituent: Arsenic (mg/L) Analysis Run 11/18/2022 2:56 AM View: Constituents View

Plant Bowen Client: Southern Company Data: Bowen AP-1

	BGWC-9
6/6/2016	0.0022
6/7/2016	
6/8/2016	
8/10/2016	
8/11/2016	0.0028 (J)
10/4/2016	
10/5/2016	0.002 (J)
10/6/2016	
12/2/2016	
12/5/2016	<0.005
12/6/2016	
2/14/2017	
2/15/2017	0.0033 (J)
4/14/2017	
4/17/2017	0.0028 (J)
4/18/2017	
5/26/2017	0.0035 (J)
6/2/2017	
7/10/2017	
7/11/2017	0.0033 (J)
7/14/2017	
3/26/2018	
3/27/2018	0.0021 (J)
6/12/2018	0.0015 (J)
6/13/2018	
10/16/2018	
10/17/2018	0.0035 (J)
10/18/2018	
2/25/2019	
2/28/2019	
4/1/2019	0.0026 (J)
4/2/2019	
9/24/2019	0.0033 (J)
2/19/2020	
2/20/2020	0.0019 (J)
2/21/2020	
3/18/2020	
3/19/2020	0.0014 (J)
9/3/2020	
9/23/2020	
9/24/2020	0.0021 (J)
9/25/2020	
1/28/2021	
2/16/2021	
2/17/2021	0.0019 (J)
2/18/2021	
2/22/2021	
2/23/2021	
3/8/2021	
3/24/2021	0.0025 (J)
3/29/2021	
3/30/2021	

Time Series

Constituent: Arsenic (mg/L) Analysis Run 11/18/2022 2:56 AM View: Constituents View

Plant Bowen Client: Southern Company Data: Bowen AP-1

	BGWC-9
3/31/2021	
4/1/2021	
4/19/2021	
8/18/2021	0.0025 (J)
8/19/2021	
8/20/2021	
8/23/2021	
8/24/2021	
2/9/2022	
2/10/2022	0.0018 (J)
2/11/2022	
2/14/2022	
2/15/2022	
2/17/2022	
7/26/2022	<0.005
7/28/2022	
8/1/2022	

Time Series

Constituent: Barium (mg/L) Analysis Run 11/18/2022 2:56 AM View: Constituents View

Plant Bowen Client: Southern Company Data: Bowen AP-1

	BGWA-2 (bg)	BGWA-29 (bg)	BGWA-33 (bg)	BGWA-47D (bg)	BGWA-48D (bg)	BGWA-6	BGWC-10	BGWC-12	BGWC-14A
6/6/2016	0.2					0.015			
6/7/2016							0.091	0.027	
8/9/2016	0.188								
8/10/2016						0.0142			
8/11/2016									
8/12/2016								0.026	
8/16/2016							0.0667		
8/22/2016		0.0094 (J)							
10/3/2016	0.191								
10/4/2016		0.0188				0.0137			
10/6/2016								0.0308	
10/7/2016							0.0631		
11/29/2016	0.201								
12/1/2016		0.0334				0.0144			
12/5/2016								0.0258	
12/6/2016							0.0659		
1/10/2017		0.0306							
2/13/2017	0.218								
2/14/2017		0.0247				0.0114			
2/15/2017								0.029	
2/16/2017							0.0621		
4/13/2017	0.19					0.0115			
4/14/2017		0.0231							
4/18/2017							0.0545	0.0294	
5/25/2017	0.193	0.0235				0.0122			
5/30/2017									
6/2/2017							0.0555	0.0354	
7/7/2017	0.148					0.012			
7/10/2017		0.0207							
7/12/2017							0.0572		
7/13/2017								0.0329	
7/14/2017									
3/26/2018	0.17	0.016							
3/27/2018							0.051		
3/28/2018								0.034	
6/12/2018	0.18	0.018							
6/14/2018							0.053	0.032	
10/16/2018	0.17	0.016				0.011			
10/17/2018								0.033	
10/18/2018							0.053		
2/25/2019	0.16								
2/27/2019		0.013							
2/28/2019							0.053	0.033	
4/1/2019	0.16	0.014						0.023	
4/2/2019						0.011	0.045		
4/3/2019			0.025						
9/23/2019	0.21	0.016				0.012			
9/25/2019							0.047	0.035	
9/26/2019									
9/27/2019			0.035						
2/18/2020	0.15					0.012			
2/19/2020		0.013							

Time Series

Constituent: Barium (mg/L) Analysis Run 11/18/2022 2:56 AM View: Constituents View

Plant Bowen Client: Southern Company Data: Bowen AP-1

	BGWA-2 (bg)	BGWA-29 (bg)	BGWA-33 (bg)	BGWA-47D (bg)	BGWA-48D (bg)	BGWA-6	BGWC-10	BGWC-12	BGWC-14A
2/20/2020							0.049		
2/21/2020			0.03						
2/24/2020								0.033	
3/18/2020	0.14	0.013							
3/19/2020						0.013		0.034	
3/20/2020			0.033						
3/23/2020							0.042		
5/22/2020				0.046					0.036
5/25/2020					0.12				
6/23/2020				0.065	0.067				0.029
7/28/2020				0.081	0.098				0.049
9/2/2020				0.058					0.04
9/3/2020					0.067				
9/23/2020	0.14	0.014				0.01			
9/24/2020							0.041		
9/25/2020			0.028					0.038	
10/1/2020				0.058	0.073				0.039
11/10/2020				0.057	0.071				0.037
12/15/2020				0.059	0.073				0.042
1/20/2021				0.058	0.071				0.042
2/16/2021	0.15	0.013							
2/17/2021				0.06	0.064				
2/18/2021						0.012	0.039		0.036
2/19/2021			0.03					0.043	
3/23/2021		0.013							
3/24/2021								0.039	0.032
3/25/2021				0.057	0.091				
3/26/2021	0.14								
3/30/2021							0.041		
3/31/2021						0.052			
4/1/2021			0.035						
8/16/2021	0.13	0.017		0.06	0.074	0.044			
8/18/2021							0.036	0.042	0.04
8/25/2021			0.029						
2/9/2022	0.12			0.057	0.054	0.043			0.022
2/10/2022		0.011							
2/11/2022							0.044	0.043	
2/16/2022			0.031						
7/26/2022	0.12	0.013		0.056	0.025	0.016			0.038
7/27/2022								0.045	
7/28/2022							0.042		
8/3/2022			0.061						

Time Series

Constituent: Barium (mg/L) Analysis Run 11/18/2022 2:56 AM View: Constituents View

Plant Bowen Client: Southern Company Data: Bowen AP-1

	BGWC-16
6/6/2016	
6/7/2016	0.027
8/9/2016	
8/10/2016	
8/11/2016	0.0292
8/12/2016	
8/16/2016	
8/22/2016	
10/3/2016	
10/4/2016	
10/6/2016	
10/7/2016	0.0295
11/29/2016	
12/1/2016	
12/5/2016	
12/6/2016	0.0367
1/10/2017	
2/13/2017	
2/14/2017	
2/15/2017	
2/16/2017	0.0315
4/13/2017	
4/14/2017	
4/18/2017	0.0272
5/25/2017	
5/30/2017	0.0316
6/2/2017	
7/7/2017	
7/10/2017	
7/12/2017	
7/13/2017	
7/14/2017	0.029
3/26/2018	
3/27/2018	0.027
3/28/2018	
6/12/2018	0.029
6/14/2018	
10/16/2018	
10/17/2018	
10/18/2018	0.026
2/25/2019	0.028
2/27/2019	
2/28/2019	
4/1/2019	
4/2/2019	0.025
4/3/2019	
9/23/2019	
9/25/2019	
9/26/2019	0.031
9/27/2019	
2/18/2020	
2/19/2020	

Time Series

Constituent: Barium (mg/L) Analysis Run 11/18/2022 2:56 AM View: Constituents View

Plant Bowen Client: Southern Company Data: Bowen AP-1

	BGWC-16
2/20/2020	0.026
2/21/2020	
2/24/2020	
3/18/2020	
3/19/2020	0.027
3/20/2020	
3/23/2020	
5/22/2020	
5/25/2020	
6/23/2020	
7/28/2020	
9/2/2020	
9/3/2020	
9/23/2020	
9/24/2020	0.028
9/25/2020	
10/1/2020	
11/10/2020	
12/15/2020	
1/20/2021	
2/16/2021	
2/17/2021	
2/18/2021	0.028
2/19/2021	
3/23/2021	
3/24/2021	0.028
3/25/2021	
3/26/2021	
3/30/2021	
3/31/2021	
4/1/2021	
8/16/2021	
8/18/2021	0.027
8/25/2021	
2/9/2022	
2/10/2022	
2/11/2022	0.03
2/16/2022	
7/26/2022	
7/27/2022	0.033
7/28/2022	
8/3/2022	

Time Series

Constituent: Barium (mg/L) Analysis Run 11/18/2022 2:56 AM View: Constituents View

Plant Bowen Client: Southern Company Data: Bowen AP-1

	BGWC-17	BGWC-18	BGWC-19	BGWC-20	BGWC-21	BGWC-22	BGWC-23	BGWC-24	BGWC-25
6/7/2016	0.017								
6/8/2016		0.039	0.036	0.036	0.054	0.092			0.038
6/9/2016							0.11	0.14	
8/11/2016	0.0152								
8/12/2016		0.031	0.0412	0.0283					
8/15/2016									0.0321
8/18/2016					0.0479	0.0953	0.0893	0.113	
10/7/2016	0.0225	0.0427	0.0427						
10/10/2016				0.0288	0.0433	0.0954	0.0839	0.0888	0.0283
12/6/2016	0.0171	0.0398							
12/7/2016			0.0338	0.0279			0.0912	0.0289	
12/8/2016					0.0474	0.0991			0.0294
1/23/2017									
2/7/2017									
2/16/2017	0.0187	0.0309	0.0407						
2/17/2017				0.0316	0.0483	0.0927			
2/20/2017							0.0813	0.0999	0.0275
3/27/2017									
4/17/2017									
4/19/2017	0.0183	0.0325	0.042	0.0367	0.0486		0.087	0.114	
4/20/2017						0.086			0.0279
5/22/2017									
5/30/2017	0.0179								
6/1/2017		0.0331	0.0341	0.0361	0.0468				0.0313
6/5/2017						0.0875	0.084	0.135	
7/11/2017									
7/14/2017	0.0191	0.0349	0.0405						
7/17/2017							0.0809	0.134	0.0251
7/18/2017				0.0346	0.0494				
7/19/2017						0.0877			
8/23/2017									
3/26/2018									
3/27/2018	0.015	0.027	0.029						
3/28/2018				0.03	0.043				0.018
3/29/2018						0.088	0.085	0.08	
6/13/2018				0.031			0.091	0.1	
6/14/2018	0.016	0.032			0.042	0.093			0.019
6/15/2018			0.032						
10/17/2018	0.015								
10/18/2018		0.033							
10/19/2018			0.037		0.038				
10/22/2018				0.03		0.088	0.087	0.1	0.018
2/27/2019	0.014	0.027		0.032					
3/1/2019			0.028			0.087	0.097	0.12	0.021
4/2/2019	0.015	0.028							
4/3/2019			0.033	0.029	0.033	0.082	0.087	0.095	
4/4/2019									0.016
9/26/2019	0.023	0.042	0.049	0.032					
9/27/2019						0.095	0.11		
9/30/2019					0.036			0.098	0.016
2/24/2020	0.014	0.028	0.024	0.033					
2/25/2020						0.062	0.12		

Time Series

Constituent: Barium (mg/L) Analysis Run 11/18/2022 2:56 AM View: Constituents View

Plant Bowen Client: Southern Company Data: Bowen AP-1

	BGWC-17	BGWC-18	BGWC-19	BGWC-20	BGWC-21	BGWC-22	BGWC-23	BGWC-24	BGWC-25
2/26/2020					0.024			0.1	0.015
3/19/2020	0.017								
3/20/2020		0.031	0.034		0.03	0.075			
3/23/2020				0.032			0.11		
3/24/2020									0.015
3/25/2020								0.096	
9/24/2020	0.022	0.031			0.031	0.093	0.12		
9/25/2020								0.088	
9/28/2020			0.03	0.032					0.016
2/18/2021	0.017	0.034	0.026	0.039					
2/19/2021					0.03	0.086	0.12	0.081	
2/23/2021									0.019
3/8/2021									
3/24/2021	0.018	0.031							
3/25/2021									
3/26/2021			0.028				0.12	0.075	0.018
3/29/2021				0.033	0.025	0.079			
8/19/2021	0.015	0.029							0.019
8/20/2021			0.035	0.034	0.024				
8/23/2021						0.073	0.11	0.077	
2/11/2022	0.015								
2/14/2022							0.11		
2/15/2022						0.074		0.077	
2/16/2022		0.032	0.036	0.035	0.028				0.019
7/27/2022	0.015	0.029	0.039	0.032					0.016
7/28/2022					0.025				
8/1/2022							0.099		
8/2/2022						0.074		0.022	
10/21/2022								0.057 (R)	

Time Series

Constituent: Barium (mg/L) Analysis Run 11/18/2022 2:56 AM View: Constituents View

Plant Bowen Client: Southern Company Data: Bowen AP-1

	BGWC-30
6/7/2016	
6/8/2016	
6/9/2016	
8/11/2016	
8/12/2016	
8/15/2016	
8/18/2016	
10/7/2016	
10/10/2016	
12/6/2016	
12/7/2016	
12/8/2016	
1/23/2017	0.237
2/7/2017	0.191
2/16/2017	
2/17/2017	
2/20/2017	
3/27/2017	0.197
4/17/2017	0.192
4/19/2017	
4/20/2017	
5/22/2017	0.197
5/30/2017	
6/1/2017	
6/5/2017	0.201
7/11/2017	0.179
7/14/2017	
7/17/2017	
7/18/2017	
7/19/2017	
8/23/2017	0.15
3/26/2018	0.1
3/27/2018	
3/28/2018	
3/29/2018	
6/13/2018	
6/14/2018	
6/15/2018	0.087
10/17/2018	
10/18/2018	
10/19/2018	
10/22/2018	0.1
2/27/2019	
3/1/2019	0.078
4/2/2019	0.075
4/3/2019	
4/4/2019	
9/26/2019	
9/27/2019	0.08
9/30/2019	
2/24/2020	
2/25/2020	

Time Series

Constituent: Barium (mg/L) Analysis Run 11/18/2022 2:56 AM View: Constituents View

Plant Bowen Client: Southern Company Data: Bowen AP-1

	BGWC-30
2/26/2020	0.062
3/19/2020	
3/20/2020	
3/23/2020	0.075
3/24/2020	
3/25/2020	
9/24/2020	
9/25/2020	0.07
9/28/2020	
2/18/2021	
2/19/2021	
2/23/2021	
3/8/2021	0.074
3/24/2021	
3/25/2021	0.06
3/26/2021	
3/29/2021	
8/19/2021	0.094
8/20/2021	
8/23/2021	
2/11/2022	
2/14/2022	0.072
2/15/2022	
2/16/2022	
7/27/2022	
7/28/2022	
8/1/2022	0.061
8/2/2022	
10/21/2022	

Time Series

Constituent: Barium (mg/L) Analysis Run 11/18/2022 2:56 AM View: Constituents View

Plant Bowen Client: Southern Company Data: Bowen AP-1

	BGWC-31	BGWC-32	BGWC-34D	BGWC-35D	BGWC-36D	BGWC-37D	BGWC-38D	BGWC-39	BGWC-40
10/17/2018					0.11				
10/18/2018	0.055								
10/19/2018			0.038						
10/22/2018		0.096		0.065					
4/2/2019					0.074				
4/4/2019	0.032		0.031	0.071					
4/5/2019		0.085							
9/24/2019	0.038		0.036						
9/26/2019		0.12		0.085					
9/27/2019					0.084				
2/25/2020				0.099		0.12			
2/26/2020	0.033				0.064				
2/27/2020		0.092	0.036				0.24	0.06	
2/28/2020									0.045
3/23/2020	0.038				0.062				
3/24/2020		0.094	0.043			0.1	0.17	0.04	
3/25/2020				0.12					0.048
9/2/2020							0.19		
9/25/2020		0.14		0.11		0.1			
9/28/2020	0.038		0.042		0.067				
9/29/2020								0.096	0.047
2/19/2021			0.053						
2/22/2021	0.041			0.091		0.09		0.054	0.061
2/23/2021		0.13							
3/8/2021					0.073				
3/9/2021							0.096		
3/25/2021					0.073				
3/26/2021				0.07		0.089			
3/29/2021	0.039						0.082		
3/30/2021		0.13	0.048						0.06
3/31/2021								0.06	
8/19/2021							0.14		
8/20/2021	0.041			0.069		0.09			
8/23/2021					0.066				
8/24/2021			0.048					0.065	0.053
8/25/2021		0.099							
2/14/2022					0.064		0.15		
2/15/2022									
2/16/2022	0.042	0.096	0.052					0.067	0.055
2/17/2022				0.071		0.087			
7/28/2022	0.039		0.051	0.06		0.094			0.047
7/29/2022		0.09			0.062				
8/2/2022							0.12	0.07	

Time Series

Constituent: Barium (mg/L) Analysis Run 11/18/2022 2:56 AM View: Constituents View

Plant Bowen Client: Southern Company Data: Bowen AP-1

	BGWC-41D
10/17/2018	
10/18/2018	
10/19/2018	
10/22/2018	
4/2/2019	
4/4/2019	
4/5/2019	
9/24/2019	
9/26/2019	
9/27/2019	
2/25/2020	
2/26/2020	
2/27/2020	
2/28/2020	
3/23/2020	
3/24/2020	
3/25/2020	
9/2/2020	0.046
9/25/2020	
9/28/2020	
9/29/2020	
2/19/2021	
2/22/2021	0.053
2/23/2021	
3/8/2021	
3/9/2021	
3/25/2021	
3/26/2021	
3/29/2021	
3/30/2021	
3/31/2021	0.058
8/19/2021	
8/20/2021	
8/23/2021	
8/24/2021	0.06
8/25/2021	
2/14/2022	
2/15/2022	0.063
2/16/2022	
2/17/2022	
7/28/2022	
7/29/2022	0.06
8/2/2022	

Time Series

Constituent: Barium (mg/L) Analysis Run 11/18/2022 2:56 AM View: Constituents View

Plant Bowen Client: Southern Company Data: Bowen AP-1

	BGWC-42D	BGWC-43D	BGWC-44D	BGWC-49D	BGWC-50D	BGWC-51	BGWC-52	BGWC-7	BGWC-8
6/6/2016									
6/7/2016									0.0051
6/8/2016								0.048	
8/10/2016									0.0264
8/11/2016								0.0428	
10/4/2016									0.0316
10/5/2016									
10/6/2016								0.0404	
12/2/2016									0.026
12/5/2016									
12/6/2016								0.0385	
2/14/2017									0.0299
2/15/2017								0.039	
4/14/2017									0.0275
4/17/2017									
4/18/2017								0.0392	
5/26/2017									0.0328
6/2/2017								0.0407	
7/10/2017									0.0305
7/11/2017									
7/14/2017								0.0394	
3/26/2018									0.029
3/27/2018								0.039	
6/12/2018									0.031
6/13/2018								0.038	
10/16/2018									0.034
10/17/2018									
10/18/2018								0.037	
2/25/2019									0.03
2/28/2019								0.041	
4/1/2019									0.025
4/2/2019								0.031	
9/24/2019								0.035	0.03
2/19/2020									0.032
2/20/2020									
2/21/2020								0.03	
3/18/2020									0.028
3/19/2020								0.031	
9/3/2020	0.087	0.083	0.02						
9/23/2020									0.029
9/24/2020									
9/25/2020								0.03	
1/28/2021						0.061	0.076		
2/16/2021									0.028
2/17/2021									
2/18/2021			0.026					0.031	
2/22/2021	0.13								
2/23/2021						0.054	0.095		
3/8/2021		0.068							
3/24/2021									0.027
3/29/2021		0.065							
3/30/2021						0.051	0.084	0.035	

Time Series

Constituent: Barium (mg/L) Analysis Run 11/18/2022 2:56 AM View: Constituents View

Plant Bowen Client: Southern Company Data: Bowen AP-1

	BGWC-42D	BGWC-43D	BGWC-44D	BGWC-49D	BGWC-50D	BGWC-51	BGWC-52	BGWC-7	BGWC-8
3/31/2021			0.025						
4/1/2021	0.058								
4/19/2021				0.077	0.033				
8/18/2021			0.021		0.028				0.029
8/19/2021								0.028	
8/20/2021	0.12								
8/23/2021		0.07				0.044	0.063		
8/24/2021				0.094					
2/9/2022			0.023		0.049				
2/10/2022									0.027
2/11/2022								0.029	
2/14/2022						0.011	0.029		
2/15/2022		0.076							
2/17/2022	0.12			0.077					
7/26/2022			0.022		0.051				0.029
7/28/2022	0.084						0.021	0.028	
8/1/2022		0.066		0.062		0.0081			

Time Series

Constituent: Barium (mg/L) Analysis Run 11/18/2022 2:56 AM View: Constituents View

Plant Bowen Client: Southern Company Data: Bowen AP-1

	BGWC-9
6/6/2016	0.034
6/7/2016	
6/8/2016	
8/10/2016	
8/11/2016	0.0305
10/4/2016	
10/5/2016	0.0289
10/6/2016	
12/2/2016	
12/5/2016	0.0269
12/6/2016	
2/14/2017	
2/15/2017	0.0299
4/14/2017	
4/17/2017	0.0318
4/18/2017	
5/26/2017	0.0341
6/2/2017	
7/10/2017	
7/11/2017	0.0355
7/14/2017	
3/26/2018	
3/27/2018	0.026
6/12/2018	0.024
6/13/2018	
10/16/2018	
10/17/2018	0.037
10/18/2018	
2/25/2019	
2/28/2019	
4/1/2019	0.027
4/2/2019	
9/24/2019	0.035
2/19/2020	
2/20/2020	0.025
2/21/2020	
3/18/2020	
3/19/2020	0.028
9/3/2020	
9/23/2020	
9/24/2020	0.031
9/25/2020	
1/28/2021	
2/16/2021	
2/17/2021	0.03
2/18/2021	
2/22/2021	
2/23/2021	
3/8/2021	
3/24/2021	0.026
3/29/2021	
3/30/2021	

Time Series

Constituent: Barium (mg/L) Analysis Run 11/18/2022 2:56 AM View: Constituents View

Plant Bowen Client: Southern Company Data: Bowen AP-1

	BGWC-9
3/31/2021	
4/1/2021	
4/19/2021	
8/18/2021	0.025
8/19/2021	
8/20/2021	
8/23/2021	
8/24/2021	
2/9/2022	
2/10/2022	0.026
2/11/2022	
2/14/2022	
2/15/2022	
2/17/2022	
7/26/2022	0.029
7/28/2022	
8/1/2022	

Time Series

Constituent: Beryllium (mg/L) Analysis Run 11/18/2022 2:56 AM View: Constituents View

Plant Bowen Client: Southern Company Data: Bowen AP-1

	BGWA-2 (bg)	BGWA-29 (bg)	BGWA-33 (bg)	BGWA-47D (bg)	BGWA-48D (bg)	BGWA-6	BGWC-10	BGWC-12	BGWC-14A
6/6/2016	<0.0005					<0.0005			
6/7/2016							<0.0005	<0.0005	
8/9/2016	<0.0005								
8/10/2016						<0.0005			
8/11/2016									
8/12/2016								<0.0005	
8/16/2016							<0.0005		
8/22/2016		<0.0005							
10/3/2016	<0.0005								
10/4/2016		<0.0005				<0.0005			
10/6/2016								<0.0005	
10/7/2016							<0.0005		
11/29/2016	<0.0005								
12/1/2016		<0.0005				<0.0005			
12/5/2016								<0.0005	
12/6/2016							<0.0005		
1/10/2017		<0.0005							
2/13/2017	<0.0005								
2/14/2017		<0.0005				<0.0005			
2/15/2017								<0.0005	
2/16/2017							<0.0005		
4/13/2017	<0.0005					<0.0005			
4/14/2017		<0.0005							
4/18/2017							<0.0005	<0.0005	
5/25/2017	<0.0005	<0.0005				<0.0005			
5/30/2017									
6/2/2017							<0.0005	<0.0005	
7/7/2017	<0.0005					<0.0005			
7/10/2017		<0.0005							
7/12/2017							<0.0005		
7/13/2017								<0.0005	
7/14/2017									
3/26/2018	<0.0005	<0.0005							
3/27/2018							<0.0005		
3/28/2018								<0.0005	
2/25/2019	<0.0005								
2/27/2019		<0.0005							
2/28/2019							<0.0005	7.6E-05 (J)	
4/1/2019	<0.0005	<0.0005						<0.0005	
4/2/2019						<0.0005	<0.0005		
4/3/2019			<0.0005						
9/23/2019	<0.0005	<0.0005				<0.0005			
9/25/2019							<0.0005	<0.0005	
9/26/2019									
9/27/2019			<0.0005						
2/18/2020	<0.0005					<0.0005			
2/19/2020		<0.0005							
2/20/2020							<0.0005		
2/21/2020			<0.0005						
2/24/2020								<0.0005	
3/18/2020	<0.0005	<0.0005							
3/19/2020						<0.0005		<0.0005	

Time Series

Constituent: Beryllium (mg/L) Analysis Run 11/18/2022 2:56 AM View: Constituents View

Plant Bowen Client: Southern Company Data: Bowen AP-1

	BGWA-2 (bg)	BGWA-29 (bg)	BGWA-33 (bg)	BGWA-47D (bg)	BGWA-48D (bg)	BGWA-6	BGWC-10	BGWC-12	BGWC-14A
3/20/2020			<0.0005						
3/23/2020							<0.0005		
5/22/2020				<0.0005					<0.0005
5/25/2020					<0.0005				
6/23/2020				<0.0005	<0.0005				<0.0005
7/28/2020				<0.0005	<0.0005				<0.0005
9/2/2020				<0.0005					<0.0005
9/3/2020					<0.0005				
9/23/2020	<0.0005	<0.0005				<0.0005			
9/24/2020							<0.0005		
9/25/2020			<0.0005					<0.0005	
10/1/2020				<0.0005	5.7E-05 (J)				<0.0005
11/10/2020				<0.0005	<0.0005				<0.0005
12/15/2020				<0.0005	<0.0005				<0.0005
1/20/2021				<0.0005	<0.0005				<0.0005
2/16/2021	<0.0005	<0.0005							
2/17/2021				<0.0005	<0.0005				
2/18/2021						<0.0005	<0.0005		<0.0005
2/19/2021			<0.0005					4.6E-05 (J)	
3/23/2021		<0.0005							
3/24/2021								<0.0005	<0.0005
3/25/2021				<0.0005	<0.0005				
3/26/2021	<0.0005								
3/30/2021							<0.0005		
3/31/2021						<0.0005			
4/1/2021			<0.0005						
8/16/2021	<0.0005	<0.0005		<0.0005	<0.0005	<0.0005			
8/18/2021							<0.0005	<0.0005	<0.0005
8/25/2021			<0.0005						
2/9/2022	<0.0005			<0.0005	<0.0005	<0.0005			<0.0005
2/10/2022		<0.0005							
2/11/2022							<0.0005	<0.0005	
2/16/2022			<0.0005						
7/26/2022	<0.0005	<0.0005		<0.0005	<0.0005	<0.0005			<0.0005
7/27/2022								<0.0005	
7/28/2022							<0.0005		
8/3/2022			<0.0005						

Time Series

Constituent: Beryllium (mg/L) Analysis Run 11/18/2022 2:56 AM View: Constituents View

Plant Bowen Client: Southern Company Data: Bowen AP-1

	BGWC-16
6/6/2016	
6/7/2016	<0.0005
8/9/2016	
8/10/2016	
8/11/2016	<0.0005
8/12/2016	
8/16/2016	
8/22/2016	
10/3/2016	
10/4/2016	
10/6/2016	
10/7/2016	<0.0005
11/29/2016	
12/1/2016	
12/5/2016	
12/6/2016	<0.0005
1/10/2017	
2/13/2017	
2/14/2017	
2/15/2017	
2/16/2017	<0.0005
4/13/2017	
4/14/2017	
4/18/2017	<0.0005
5/25/2017	
5/30/2017	<0.0005
6/2/2017	
7/7/2017	
7/10/2017	
7/12/2017	
7/13/2017	
7/14/2017	<0.0005
3/26/2018	
3/27/2018	<0.0005
3/28/2018	
2/25/2019	8.7E-05 (J)
2/27/2019	
2/28/2019	
4/1/2019	
4/2/2019	6.3E-05 (J)
4/3/2019	
9/23/2019	
9/25/2019	
9/26/2019	8E-05 (J)
9/27/2019	
2/18/2020	
2/19/2020	
2/20/2020	0.00012 (J)
2/21/2020	
2/24/2020	
3/18/2020	
3/19/2020	0.00012 (J)

Time Series

Constituent: Beryllium (mg/L) Analysis Run 11/18/2022 2:56 AM View: Constituents View

Plant Bowen Client: Southern Company Data: Bowen AP-1

	BGWC-16
3/20/2020	
3/23/2020	
5/22/2020	
5/25/2020	
6/23/2020	
7/28/2020	
9/2/2020	
9/3/2020	
9/23/2020	
9/24/2020	0.00011 (J)
9/25/2020	
10/1/2020	
11/10/2020	
12/15/2020	
1/20/2021	
2/16/2021	
2/17/2021	
2/18/2021	0.00013 (J)
2/19/2021	
3/23/2021	
3/24/2021	0.00014 (J)
3/25/2021	
3/26/2021	
3/30/2021	
3/31/2021	
4/1/2021	
8/16/2021	
8/18/2021	0.00013 (J)
8/25/2021	
2/9/2022	
2/10/2022	
2/11/2022	0.00013 (J)
2/16/2022	
7/26/2022	
7/27/2022	0.00017 (J)
7/28/2022	
8/3/2022	

Time Series

Constituent: Beryllium (mg/L) Analysis Run 11/18/2022 2:56 AM View: Constituents View

Plant Bowen Client: Southern Company Data: Bowen AP-1

	BGWC-17	BGWC-18	BGWC-19	BGWC-20	BGWC-21	BGWC-22	BGWC-23	BGWC-24	BGWC-25
6/7/2016	<0.0005								
6/8/2016		<0.0005	<0.0005	<0.0005	<0.0005	<0.0005			<0.0005
6/9/2016							<0.0005	<0.0005	
8/11/2016	<0.0005								
8/12/2016		<0.0005	<0.0005	<0.0005					
8/15/2016									<0.0005
8/18/2016					<0.0005	<0.0005	<0.0005	<0.0005	
10/7/2016	<0.0005	<0.0005	<0.0005						
10/10/2016				<0.0005	<0.0005	<0.0005	<0.0005	<0.0005	<0.0005
12/6/2016	<0.0005	<0.0005							
12/7/2016			<0.0005	<0.0005			<0.0005	<0.0005	
12/8/2016					<0.0005	<0.0005			<0.0005
1/23/2017									
2/7/2017									
2/16/2017	<0.0005	<0.0005	<0.0005						
2/17/2017				<0.0005	<0.0005	<0.0005			
2/20/2017							<0.0005	<0.0005	<0.0005
3/27/2017									
4/17/2017									
4/19/2017	<0.0005	<0.0005	8E-05 (J)	<0.0005	<0.0005		<0.0005	<0.0005	
4/20/2017						<0.0005			<0.0005
5/22/2017									
5/30/2017	<0.0005								
6/1/2017		9E-05 (J)	7E-05 (J)	<0.0005	<0.0005				<0.0005
6/5/2017						<0.0005	<0.0005	<0.0005	
7/11/2017									
7/14/2017	<0.0005	<0.0005	<0.0005						
7/17/2017							<0.0005	<0.0005	<0.0005
7/18/2017				<0.0005	<0.0005				
7/19/2017						<0.0005			
8/23/2017									
3/26/2018									
3/27/2018	<0.0005	<0.0005	<0.0005						
3/28/2018				<0.0005	<0.0005				<0.0005
3/29/2018						<0.0005	<0.0005	<0.0005	
2/27/2019	<0.0005	0.00011 (J)		<0.0005					
3/1/2019			<0.0005			0.00012 (J)	<0.0005	<0.0005	<0.0005
4/2/2019	<0.0005	5.2E-05 (J)							
4/3/2019			<0.0005	<0.0005	<0.0005	6.7E-05 (J)	<0.0005	<0.0005	
4/4/2019									<0.0005
9/26/2019	<0.0005	<0.0005	<0.0005	<0.0005					
9/27/2019						9.9E-05 (J)	<0.0005		
9/30/2019					<0.0005			9.3E-05 (J)	<0.0005
2/24/2020	<0.0005	<0.0005	<0.0005	<0.0005					
2/25/2020						9.3E-05 (J)	<0.0005		
2/26/2020					<0.0005			0.0001 (J)	<0.0005
3/19/2020	<0.0005								
3/20/2020		7.6E-05 (J)	<0.0005		<0.0005	8.8E-05 (J)			
3/23/2020				<0.0005			<0.0005		
3/24/2020									<0.0005
3/25/2020								0.0001 (J)	
9/24/2020	5.4E-05 (J)	<0.0005			<0.0005	0.00012 (J)	5.4E-05 (J)		

Time Series

Constituent: Beryllium (mg/L) Analysis Run 11/18/2022 2:56 AM View: Constituents View

Plant Bowen Client: Southern Company Data: Bowen AP-1

	BGWC-17	BGWC-18	BGWC-19	BGWC-20	BGWC-21	BGWC-22	BGWC-23	BGWC-24	BGWC-25
9/25/2020								0.00013 (J)	
9/28/2020			8.8E-05 (J)	<0.0005					<0.0005
2/18/2021	6.5E-05 (J)	6.8E-05 (J)	5.2E-05 (J)	<0.0005					
2/19/2021					<0.0005	0.00013 (J)	<0.0005	0.00018 (J)	
2/23/2021									<0.0005
3/8/2021									
3/24/2021	<0.0005	6.1E-05 (J)							
3/25/2021									
3/26/2021			5.5E-05 (J)				<0.0005	<0.0005	<0.0005
3/29/2021				<0.0005	<0.0005	0.00011 (J)			
8/19/2021	6.1E-05 (J)	<0.0005							<0.0005
8/20/2021			8.7E-05 (J)	<0.0005	<0.0005				
8/23/2021						0.00011 (J)	<0.0005	0.00017 (J)	
2/11/2022	<0.0005								
2/14/2022							<0.0005		
2/15/2022						0.00012 (J)		0.00027 (J)	
2/16/2022		6.3E-05 (J)	0.0001 (J)	<0.0005	<0.0005				<0.0005
7/27/2022	5.8E-05 (J)	<0.0005	6.1E-05 (J)	<0.0005					<0.0005
7/28/2022					<0.0005				
8/1/2022							<0.0005		
8/2/2022						0.00012 (J)		<0.0005	
10/21/2022								0.00022 (JR)	

Time Series

Constituent: Beryllium (mg/L) Analysis Run 11/18/2022 2:56 AM View: Constituents View

Plant Bowen Client: Southern Company Data: Bowen AP-1

	BGWC-30
6/7/2016	
6/8/2016	
6/9/2016	
8/11/2016	
8/12/2016	
8/15/2016	
8/18/2016	
10/7/2016	
10/10/2016	
12/6/2016	
12/7/2016	
12/8/2016	
1/23/2017	<0.0005
2/7/2017	<0.0005
2/16/2017	
2/17/2017	
2/20/2017	
3/27/2017	<0.0005
4/17/2017	<0.0005
4/19/2017	
4/20/2017	
5/22/2017	<0.0005
5/30/2017	
6/1/2017	
6/5/2017	<0.0005
7/11/2017	<0.0005
7/14/2017	
7/17/2017	
7/18/2017	
7/19/2017	
8/23/2017	<0.0005
3/26/2018	<0.0005
3/27/2018	
3/28/2018	
3/29/2018	
2/27/2019	
3/1/2019	<0.0005
4/2/2019	<0.0005
4/3/2019	
4/4/2019	
9/26/2019	
9/27/2019	<0.0005
9/30/2019	
2/24/2020	
2/25/2020	
2/26/2020	<0.0005
3/19/2020	
3/20/2020	
3/23/2020	<0.0005
3/24/2020	
3/25/2020	
9/24/2020	

Time Series

Constituent: Beryllium (mg/L) Analysis Run 11/18/2022 2:56 AM View: Constituents View

Plant Bowen Client: Southern Company Data: Bowen AP-1

	BGWC-30
9/25/2020	<0.0005
9/28/2020	
2/18/2021	
2/19/2021	
2/23/2021	
3/8/2021	<0.0005
3/24/2021	
3/25/2021	<0.0005
3/26/2021	
3/29/2021	
8/19/2021	<0.0005
8/20/2021	
8/23/2021	
2/11/2022	
2/14/2022	<0.0005
2/15/2022	
2/16/2022	
7/27/2022	
7/28/2022	
8/1/2022	<0.0005
8/2/2022	
10/21/2022	

Time Series

Constituent: Beryllium (mg/L) Analysis Run 11/18/2022 2:56 AM View: Constituents View

Plant Bowen Client: Southern Company Data: Bowen AP-1

	BGWC-31	BGWC-32	BGWC-34D	BGWC-35D	BGWC-36D	BGWC-37D	BGWC-38D	BGWC-39	BGWC-40
4/2/2019					7E-05 (J)				
4/4/2019	<0.0005		<0.0005	<0.0005					
4/5/2019		<0.0005							
9/24/2019	<0.0005		<0.0005						
9/26/2019		<0.0005		<0.0005					
9/27/2019					<0.0005				
2/25/2020				<0.0005		<0.0005			
2/26/2020	<0.0005				<0.0005				
2/27/2020		<0.0005	<0.0005				8.8E-05 (J)	<0.0005	
2/28/2020									<0.0005
3/23/2020	<0.0005				<0.0005				
3/24/2020		<0.0005	<0.0005			<0.0005	<0.0005	7.9E-05 (J)	
3/25/2020				<0.0005					<0.0005
9/2/2020							6E-05 (J)		
9/25/2020		<0.0005		<0.0005		<0.0005			
9/28/2020	<0.0005		<0.0005		<0.0005				
9/29/2020								<0.0005	<0.0005
2/19/2021			<0.0005						
2/22/2021	<0.0005			<0.0005		<0.0005		<0.0005	<0.0005
2/23/2021		<0.0005							
3/8/2021					<0.0005				
3/9/2021							<0.0005		
3/25/2021					<0.0005				
3/26/2021				<0.0005		<0.0005			
3/29/2021	<0.0005						<0.0005		
3/30/2021		<0.0005	<0.0005						<0.0005
3/31/2021								<0.0005	
8/19/2021							5.9E-05 (J)		
8/20/2021	<0.0005			<0.0005		<0.0005			
8/23/2021					<0.0005				
8/24/2021			<0.0005					<0.0005	<0.0005
8/25/2021		<0.0005							
2/14/2022					<0.0005		<0.0005		
2/15/2022									
2/16/2022	<0.0005	<0.0005	<0.0005					<0.0005	<0.0005
2/17/2022				<0.0005		<0.0005			
7/28/2022	<0.0005		<0.0005	<0.0005		<0.0005			<0.0005
7/29/2022		<0.0005			<0.0005				
8/2/2022							5.4E-05 (J)	<0.0005	

Time Series

Constituent: Beryllium (mg/L) Analysis Run 11/18/2022 2:56 AM View: Constituents View

Plant Bowen Client: Southern Company Data: Bowen AP-1

	BGWC-41D
4/2/2019	
4/4/2019	
4/5/2019	
9/24/2019	
9/26/2019	
9/27/2019	
2/25/2020	
2/26/2020	
2/27/2020	
2/28/2020	
3/23/2020	
3/24/2020	
3/25/2020	
9/2/2020	<0.0005
9/25/2020	
9/28/2020	
9/29/2020	
2/19/2021	
2/22/2021	<0.0005
2/23/2021	
3/8/2021	
3/9/2021	
3/25/2021	
3/26/2021	
3/29/2021	
3/30/2021	
3/31/2021	<0.0005
8/19/2021	
8/20/2021	
8/23/2021	
8/24/2021	<0.0005
8/25/2021	
2/14/2022	
2/15/2022	<0.0005
2/16/2022	
2/17/2022	
7/28/2022	
7/29/2022	<0.0005
8/2/2022	

Time Series

Constituent: Beryllium (mg/L) Analysis Run 11/18/2022 2:56 AM View: Constituents View

Plant Bowen Client: Southern Company Data: Bowen AP-1

	BGWC-42D	BGWC-43D	BGWC-44D	BGWC-49D	BGWC-50D	BGWC-51	BGWC-52	BGWC-7	BGWC-8
6/6/2016									
6/7/2016									<0.0005
6/8/2016								<0.0005	
8/10/2016									<0.0005
8/11/2016								<0.0005	
10/4/2016									<0.0005
10/5/2016									
10/6/2016								<0.0005	
12/2/2016									<0.0005
12/5/2016									
12/6/2016								<0.0005	
2/14/2017									<0.0005
2/15/2017								<0.0005	
4/14/2017									<0.0005
4/17/2017									
4/18/2017								<0.0005	
5/26/2017									<0.0005
6/2/2017								<0.0005	
7/10/2017									<0.0005
7/11/2017									
7/14/2017								<0.0005	
3/26/2018									<0.0005
3/27/2018								<0.0005	
2/25/2019									<0.0005
2/28/2019								<0.0005	
4/1/2019									<0.0005
4/2/2019								<0.0005	
9/24/2019								<0.0005	<0.0005
2/19/2020									<0.0005
2/20/2020									
2/21/2020								<0.0005	
3/18/2020									<0.0005
3/19/2020								<0.0005	
9/3/2020	<0.0005	<0.0005	<0.0005						
9/23/2020									<0.0005
9/24/2020									
9/25/2020								<0.0005	
1/28/2021						8.3E-05 (J)	<0.0005		
2/16/2021									<0.0005
2/17/2021									
2/18/2021			<0.0005					<0.0005	
2/22/2021	<0.0005								
2/23/2021						0.00011 (J)	<0.0005		
3/8/2021		<0.0005							
3/24/2021									<0.0005
3/29/2021		<0.0005							
3/30/2021						0.00021 (J)	5.2E-05 (J)	<0.0005	
3/31/2021			<0.0005						
4/1/2021	<0.0005								
4/19/2021				<0.0005	<0.0005				
8/18/2021			<0.0005		<0.0005				<0.0005
8/19/2021								<0.0005	

Time Series

Constituent: Beryllium (mg/L) Analysis Run 11/18/2022 2:56 AM View: Constituents View

Plant Bowen Client: Southern Company Data: Bowen AP-1

	BGWC-42D	BGWC-43D	BGWC-44D	BGWC-49D	BGWC-50D	BGWC-51	BGWC-52	BGWC-7	BGWC-8
8/20/2021	<0.0005								
8/23/2021		<0.0005				0.00013 (J)	<0.0005		
8/24/2021				<0.0005					
2/9/2022			<0.0005		<0.0005				
2/10/2022									<0.0005
2/11/2022								<0.0005	
2/14/2022						7E-05 (J)	<0.0005		
2/15/2022		<0.0005							
2/17/2022	<0.0005			<0.0005					
7/26/2022			<0.0005		<0.0005				<0.0005
7/28/2022	<0.0005						<0.0005	<0.0005	
8/1/2022		<0.0005		<0.0005		<0.0005			

Time Series

Constituent: Beryllium (mg/L) Analysis Run 11/18/2022 2:56 AM View: Constituents View

Plant Bowen Client: Southern Company Data: Bowen AP-1

	BGWC-9
6/6/2016	<0.0005
6/7/2016	
6/8/2016	
8/10/2016	
8/11/2016	<0.0005
10/4/2016	
10/5/2016	<0.0005
10/6/2016	
12/2/2016	
12/5/2016	<0.0005
12/6/2016	
2/14/2017	
2/15/2017	<0.0005
4/14/2017	
4/17/2017	<0.0005
4/18/2017	
5/26/2017	<0.0005
6/2/2017	
7/10/2017	
7/11/2017	<0.0005
7/14/2017	
3/26/2018	
3/27/2018	<0.0005
2/25/2019	
2/28/2019	
4/1/2019	<0.0005
4/2/2019	
9/24/2019	<0.0005
2/19/2020	
2/20/2020	<0.0005
2/21/2020	
3/18/2020	
3/19/2020	<0.0005
9/3/2020	
9/23/2020	
9/24/2020	<0.0005
9/25/2020	
1/28/2021	
2/16/2021	
2/17/2021	<0.0005
2/18/2021	
2/22/2021	
2/23/2021	
3/8/2021	
3/24/2021	<0.0005
3/29/2021	
3/30/2021	
3/31/2021	
4/1/2021	
4/19/2021	
8/18/2021	<0.0005
8/19/2021	

Time Series

Constituent: Beryllium (mg/L) Analysis Run 11/18/2022 2:56 AM View: Constituents View

Plant Bowen Client: Southern Company Data: Bowen AP-1

	BGWC-9
8/20/2021	
8/23/2021	
8/24/2021	
2/9/2022	
2/10/2022	<0.0005
2/11/2022	
2/14/2022	
2/15/2022	
2/17/2022	
7/26/2022	<0.0005
7/28/2022	
8/1/2022	

Time Series

Constituent: Boron (mg/L) Analysis Run 11/18/2022 2:56 AM View: Constituents View

Plant Bowen Client: Southern Company Data: Bowen AP-1

	BGWA-2 (bg)	BGWA-29 (bg)	BGWA-33 (bg)	BGWA-47D (bg)	BGWA-48D (bg)	BGWA-6	BGWC-10	BGWC-12	BGWC-14A
6/6/2016	<0.04					<0.04			
6/7/2016							0.37	1.1	
8/9/2016	0.0336 (J)								
8/10/2016						0.0876 (J)			
8/11/2016									
8/12/2016								0.867	
8/16/2016							0.525		
8/22/2016		0.0132 (J)							
10/3/2016	0.0226 (J)								
10/4/2016		0.0065 (J)				0.0145 (J)			
10/6/2016								0.863	
10/7/2016							0.492		
11/29/2016	0.0085 (J)								
12/1/2016		<0.04				0.0146 (J)			
12/5/2016								0.879	
12/6/2016							0.515		
1/10/2017		<0.04							
2/13/2017	<0.04								
2/14/2017		<0.04				0.0114 (J)			
2/15/2017								0.886	
2/16/2017							0.482		
4/13/2017	0.0084 (J)					0.0195 (J)			
4/14/2017		<0.04							
4/18/2017							0.515	0.941	
5/25/2017	0.01 (J)	<0.04				0.0179 (J)			
5/30/2017									
6/2/2017							0.513	1.02	
7/7/2017	0.009 (J)					0.019 (J)			
7/10/2017		<0.04							
7/12/2017							0.508		
7/13/2017								0.945	
7/14/2017									
10/9/2017	0.0063 (J)					0.0271 (J)			
10/10/2017		<0.04						0.908	
10/11/2017							0.486		
6/12/2018	0.0058 (J)	0.0056 (J)							
6/14/2018							0.54	1	
10/16/2018	0.0066 (J)	0.0071 (J)				0.0088 (J)			
10/17/2018								1	
10/18/2018							0.49		
4/1/2019	0.0076 (J)	0.0048 (J)						0.86 (J)	
4/2/2019						0.037 (J)	0.51 (J)		
4/3/2019			0.66 (o)						
5/2/2019	0.015 (J)								
7/9/2019			0.027 (J)						
9/23/2019	0.0069 (J)	0.0052 (J)				0.0099 (J)			
9/25/2019							0.49	1.1	
9/26/2019									
9/27/2019			0.033 (J)						
2/18/2020						0.017 (J)			
2/19/2020		0.0057 (J)							
2/21/2020			0.02 (J)						

Time Series

Constituent: Boron (mg/L) Analysis Run 11/18/2022 2:56 AM View: Constituents View

Plant Bowen Client: Southern Company Data: Bowen AP-1

	BGWA-2 (bg)	BGWA-29 (bg)	BGWA-33 (bg)	BGWA-47D (bg)	BGWA-48D (bg)	BGWA-6	BGWC-10	BGWC-12	BGWC-14A
3/18/2020	0.016 (J)	0.0054 (J)							
3/19/2020						0.021 (J)		1	
3/20/2020			0.043 (J)						
3/23/2020							0.5		
5/22/2020				0.024 (J)					0.54
5/25/2020					0.018 (J)				
6/23/2020				0.019 (J)	0.015 (J)				0.45
7/28/2020				0.03 (J)	0.024 (J)				0.97
9/2/2020				0.022 (J)					1.1
9/3/2020					0.022 (J)				
9/23/2020	0.0086 (J)	<0.04				0.0081 (J)			
9/24/2020							0.47		
9/25/2020			0.02 (J)					1	
10/1/2020				0.025 (J)	0.027 (J)				1.2
11/10/2020				0.025 (J)	0.032 (J)				1.1
12/15/2020				0.031 (J)	0.034 (J)				1.2
1/20/2021				0.022 (J)	0.034 (J)				1.1
3/23/2021		<0.04							
3/24/2021								1.2	0.6
3/25/2021				0.017 (J)	0.026 (J)				
3/26/2021	0.0094 (J)								
3/30/2021							0.56		
3/31/2021						0.013 (J)			
4/1/2021			0.0069 (J)						
8/16/2021	0.013 (J)	<0.04		0.021 (J)	0.034 (J)	0.012 (J)			
8/18/2021							0.51	1.2	1.3
8/25/2021			0.0093 (J)						
2/9/2022	0.0099 (J)			0.017 (J)	0.038 (J)	0.019 (J)			0.57
2/10/2022		0.012 (J)							
2/11/2022							0.5	1.2	
2/16/2022			0.01 (J)						
7/26/2022	0.014 (J)	0.013 (J)		0.022 (J)	0.017 (J)	0.017 (J)			1.3
7/27/2022								1.2	
7/28/2022							0.52		
8/3/2022			0.015 (J)						

Time Series

Constituent: Boron (mg/L) Analysis Run 11/18/2022 2:56 AM View: Constituents View

Plant Bowen Client: Southern Company Data: Bowen AP-1

	BGWC-16
6/6/2016	
6/7/2016	1.7
8/9/2016	
8/10/2016	
8/11/2016	1.37
8/12/2016	
8/16/2016	
8/22/2016	
10/3/2016	
10/4/2016	
10/6/2016	
10/7/2016	1.49
11/29/2016	
12/1/2016	
12/5/2016	
12/6/2016	1.65
1/10/2017	
2/13/2017	
2/14/2017	
2/15/2017	
2/16/2017	1.73
4/13/2017	
4/14/2017	
4/18/2017	1.77
5/25/2017	
5/30/2017	1.52
6/2/2017	
7/7/2017	
7/10/2017	
7/12/2017	
7/13/2017	
7/14/2017	1.26
10/9/2017	
10/10/2017	
10/11/2017	1.36
6/12/2018	1.3
6/14/2018	
10/16/2018	
10/17/2018	
10/18/2018	1.3
4/1/2019	
4/2/2019	1.1
4/3/2019	
5/2/2019	
7/9/2019	
9/23/2019	
9/25/2019	
9/26/2019	1.5
9/27/2019	
2/18/2020	
2/19/2020	
2/21/2020	

Time Series

Constituent: Boron (mg/L) Analysis Run 11/18/2022 2:56 AM View: Constituents View

Plant Bowen Client: Southern Company Data: Bowen AP-1

	BGWC-16
3/18/2020	
3/19/2020	1.3
3/20/2020	
3/23/2020	
5/22/2020	
5/25/2020	
6/23/2020	
7/28/2020	
9/2/2020	
9/3/2020	
9/23/2020	
9/24/2020	1.3
9/25/2020	
10/1/2020	
11/10/2020	
12/15/2020	
1/20/2021	
3/23/2021	
3/24/2021	1.3
3/25/2021	
3/26/2021	
3/30/2021	
3/31/2021	
4/1/2021	
8/16/2021	
8/18/2021	1.5
8/25/2021	
2/9/2022	
2/10/2022	
2/11/2022	1.5
2/16/2022	
7/26/2022	
7/27/2022	1.7
7/28/2022	
8/3/2022	

Time Series

Constituent: Boron (mg/L) Analysis Run 11/18/2022 2:56 AM View: Constituents View
Plant Bowen Client: Southern Company Data: Bowen AP-1

	BGWC-17	BGWC-18	BGWC-19	BGWC-20	BGWC-21	BGWC-22	BGWC-23	BGWC-24	BGWC-25
6/7/2016	1.5								
6/8/2016		1.2	0.49	2.6	0.12	7.6			0.029 (J)
6/9/2016							12	26	
8/11/2016	1.41								
8/12/2016		0.895	0.647	2.74					
8/15/2016									0.0228 (J)
8/18/2016					0.191	8.37	5.2	22	
10/7/2016	1.76	1.33	0.868						
10/10/2016				3	0.13	9.46	6.13	18.1	0.0305 (J)
12/6/2016	1.79	1.5							
12/7/2016			0.51	3.08			5.7	9.19	
12/8/2016					0.144	11.1			0.0164 (J)
1/23/2017									
2/7/2017									
2/16/2017	1.63	0.753	0.68						
2/17/2017				3.63	0.0685	12.2			
2/20/2017							5.7	31.4	0.0154 (J)
3/27/2017									
4/17/2017									
4/19/2017	1.47	0.762	0.701	4.68	0.0743		8.79	31.4	
4/20/2017						13.3			0.0283 (J)
5/22/2017									
5/30/2017	1.7								
6/1/2017		0.663	0.383	3.57	0.0499				0.0467
6/5/2017						9.19	6.39	29	
7/11/2017									
7/14/2017	1.26	0.787	0.645						
7/17/2017							7.06	33.8	0.0171 (J)
7/18/2017				3.37	0.0544				
7/19/2017						10.6			
8/23/2017									
10/10/2017									
10/11/2017	1.37	0.889	0.594	3.54			7.18	31.7	0.0141 (J)
10/12/2017					0.0494	12.7			
6/13/2018				3.6			8.3	30.1	
6/14/2018	1.4	0.75			0.035 (J)	11			0.017 (J)
6/15/2018			0.44						
10/17/2018	1.4								
10/18/2018		0.8							
10/19/2018			0.65		0.028 (J)				
10/22/2018				3.6		16.1	9	44.7	0.03 (J)
4/2/2019	0.95 (J)	0.56 (J)							
4/3/2019			0.51	2.6	0.12	7.9	6.5	23.3	
4/4/2019									0.02 (J)
5/2/2019						10.1			
9/26/2019	2.5	1.1	0.96	4.4					
9/27/2019						16.4	12		
9/30/2019					0.04 (J)			36.8	0.038 (J)
2/25/2020						11.2			
2/26/2020									
3/19/2020	1								
3/20/2020		0.53	0.29		0.03 (J)	11.1			

Time Series

Constituent: Boron (mg/L) Analysis Run 11/18/2022 2:56 AM View: Constituents View

Plant Bowen Client: Southern Company Data: Bowen AP-1

	BGWC-17	BGWC-18	BGWC-19	BGWC-20	BGWC-21	BGWC-22	BGWC-23	BGWC-24	BGWC-25
3/23/2020				3.5			13		
3/24/2020									0.032 (J)
3/25/2020								34.5	
9/24/2020	1.5	0.72			0.037 (J)	18.8	13.7		
9/25/2020								30.8	
9/28/2020			0.4	3.7					0.049 (J)
3/24/2021	1.1	0.5							
3/25/2021									
3/26/2021			0.24				15.8	31	0.17
3/29/2021				4.1	0.038 (J)	17.3			
7/19/2021						17.8	14	24	
7/20/2021									
8/19/2021	1.3	0.57							0.038 (J)
8/20/2021			0.29	3.3	0.045				
8/23/2021						17.2	14.4	22.8	
11/1/2021						18.3	17	25.8	
2/11/2022	1.2								
2/14/2022							18.1		
2/15/2022						19.3		28.5	
2/16/2022		0.56	0.35	4.2	0.053				0.048
7/27/2022	1.2	0.53	0.43	3.8					0.051
7/28/2022					0.035 (J)				
8/1/2022							14.8		
8/2/2022						21.5		0.52	
10/21/2022								19.7 (R)	

Time Series

Constituent: Boron (mg/L) Analysis Run 11/18/2022 2:56 AM View: Constituents View

Plant Bowen Client: Southern Company Data: Bowen AP-1

	BGWC-30
6/7/2016	
6/8/2016	
6/9/2016	
8/11/2016	
8/12/2016	
8/15/2016	
8/18/2016	
10/7/2016	
10/10/2016	
12/6/2016	
12/7/2016	
12/8/2016	
1/23/2017	18.6
2/7/2017	20.4
2/16/2017	
2/17/2017	
2/20/2017	
3/27/2017	19.1
4/17/2017	21.8
4/19/2017	
4/20/2017	
5/22/2017	26
5/30/2017	
6/1/2017	
6/5/2017	18.6
7/11/2017	25
7/14/2017	
7/17/2017	
7/18/2017	
7/19/2017	
8/23/2017	20.2
10/10/2017	17
10/11/2017	
10/12/2017	
6/13/2018	
6/14/2018	
6/15/2018	8.5
10/17/2018	
10/18/2018	
10/19/2018	
10/22/2018	9.5
4/2/2019	6.1 (J)
4/3/2019	
4/4/2019	
5/2/2019	
9/26/2019	
9/27/2019	2.4
9/30/2019	
2/25/2020	
2/26/2020	1.5
3/19/2020	
3/20/2020	

Time Series

Constituent: Boron (mg/L) Analysis Run 11/18/2022 2:56 AM View: Constituents View

Plant Bowen Client: Southern Company Data: Bowen AP-1

	BGWC-30
3/23/2020	2.4
3/24/2020	
3/25/2020	
9/24/2020	
9/25/2020	2.1
9/28/2020	
3/24/2021	
3/25/2021	1.1
3/26/2021	
3/29/2021	
7/19/2021	
7/20/2021	1.4
8/19/2021	2.6
8/20/2021	
8/23/2021	
11/1/2021	3.2
2/11/2022	
2/14/2022	3.5
2/15/2022	
2/16/2022	
7/27/2022	
7/28/2022	
8/1/2022	2.7
8/2/2022	
10/21/2022	

Time Series

Constituent: Boron (mg/L) Analysis Run 11/18/2022 2:56 AM View: Constituents View

Plant Bowen Client: Southern Company Data: Bowen AP-1

	BGWC-31	BGWC-32	BGWC-34D	BGWC-35D	BGWC-36D	BGWC-37D	BGWC-38D	BGWC-39	BGWC-40
10/17/2018					9.7				
10/18/2018	1.1								
10/19/2018			0.19						
10/22/2018		4		8.8					
4/2/2019					6.7 (J)				
4/4/2019	0.59 (J)		0.15	8.3					
4/5/2019		4.6 (J)							
5/3/2019		3.4							
9/24/2019	0.72		0.26						
9/26/2019		6.1		10					
9/27/2019					6.8				
11/15/2019		6.3							
12/13/2019								13.4	
12/16/2019									2.5
2/25/2020				6.5		2.3			
2/26/2020					2.8				
2/27/2020							11		
3/23/2020	0.68				3.4				
3/24/2020		3	0.22			2	12.3	3.2	
3/25/2020				4.1					1.9
5/4/2020									
9/2/2020							7.8		
9/25/2020		5.5		3.2		1.6			
9/28/2020	0.66		0.28		4.8				
9/29/2020								11.1	2.7
3/25/2021					5.9				
3/26/2021				11.2		1.5			
3/29/2021	0.7						6.8		
3/30/2021		5.2	0.27						3.6
3/31/2021								6.7	
8/19/2021							5.5		
8/20/2021	0.72			8.8		1.4			
8/23/2021					5.3				
8/24/2021			0.36					9	3.4
8/25/2021		4							
11/1/2021							6.5		
2/14/2022					5.7		7.9		
2/15/2022									
2/16/2022	0.73	4.2	0.38					9	3.9
2/17/2022				12.2		1.3			
7/28/2022	0.69		0.4	11		1.3			2.9
7/29/2022		3.8			4.6				
8/2/2022							7.1	10.5	

Time Series

Constituent: Boron (mg/L) Analysis Run 11/18/2022 2:56 AM View: Constituents View

Plant Bowen Client: Southern Company Data: Bowen AP-1

	BGWC-41D
10/17/2018	
10/18/2018	
10/19/2018	
10/22/2018	
4/2/2019	
4/4/2019	
4/5/2019	
5/3/2019	
9/24/2019	
9/26/2019	
9/27/2019	
11/15/2019	
12/13/2019	
12/16/2019	
2/25/2020	
2/26/2020	
2/27/2020	
3/23/2020	
3/24/2020	
3/25/2020	
5/4/2020	1.1
9/2/2020	0.91
9/25/2020	
9/28/2020	
9/29/2020	
3/25/2021	
3/26/2021	
3/29/2021	
3/30/2021	
3/31/2021	1.1
8/19/2021	
8/20/2021	
8/23/2021	
8/24/2021	1.1
8/25/2021	
11/1/2021	
2/14/2022	
2/15/2022	1.2
2/16/2022	
2/17/2022	
7/28/2022	
7/29/2022	1.3
8/2/2022	

Time Series

Constituent: Boron (mg/L) Analysis Run 11/18/2022 2:56 AM View: Constituents View

Plant Bowen Client: Southern Company Data: Bowen AP-1

	BGWC-42D	BGWC-43D	BGWC-44D	BGWC-49D	BGWC-50D	BGWC-51	BGWC-52	BGWC-7	BGWC-8
6/6/2016									
6/7/2016									0.02
6/8/2016								1.7	
8/10/2016									0.117
8/11/2016								1.95	
10/4/2016									0.177
10/5/2016									
10/6/2016								2.06	
12/2/2016									0.0668
12/5/2016									
12/6/2016								2.05	
2/14/2017									0.122
2/15/2017								2.01	
4/14/2017									0.054
4/17/2017									
4/18/2017								2.58	
5/26/2017									0.0817
6/2/2017								2.22	
7/10/2017									0.0534
7/11/2017									
7/14/2017								1.85	
10/10/2017									0.0515
10/11/2017								1.72	
6/12/2018									0.074
6/13/2018								1.8	
10/16/2018									0.16
10/17/2018									
10/18/2018								1.9	
4/1/2019									0.046 (J)
4/2/2019								1.4	
9/24/2019								1.6	0.06
3/18/2020									0.058
3/19/2020								1.4	
5/4/2020		14.1	0.12						
5/11/2020	2.4								
5/20/2020	2.2	15.9							
9/3/2020	1.6	14.6	0.083 (J)						
9/23/2020									0.054 (J)
9/24/2020									
9/25/2020								1.3	
1/28/2021						24.9	9.7		
3/24/2021									0.04 (J)
3/29/2021		12.8							
3/30/2021						23.3	9.7	1.4	
3/31/2021			0.038 (J)						
4/1/2021	1.9								
4/19/2021				7.8	0.16				
7/20/2021		12.2							
8/18/2021			0.048		0.041				0.093
8/19/2021								1.3	
8/20/2021	1.9								
8/23/2021		13.3				21.1	7.7		

Time Series

Constituent: Boron (mg/L) Analysis Run 11/18/2022 2:56 AM View: Constituents View

Plant Bowen Client: Southern Company Data: Bowen AP-1

	BGWC-42D	BGWC-43D	BGWC-44D	BGWC-49D	BGWC-50D	BGWC-51	BGWC-52	BGWC-7	BGWC-8
8/24/2021				8					
2/9/2022			0.033 (J)		0.034 (J)				
2/10/2022									0.051
2/11/2022								1.2	
2/14/2022						4.5	1.2		
2/15/2022		14.4							
2/17/2022	1.9			7.5					
7/26/2022			0.036 (J)		0.035 (J)				0.052
7/28/2022	1.9						0.87	1.1	
8/1/2022		14.4		7.5		2.9			

Time Series

Constituent: Boron (mg/L) Analysis Run 11/18/2022 2:56 AM View: Constituents View

Plant Bowen Client: Southern Company Data: Bowen AP-1

	BGWC-9
6/6/2016	0.55
6/7/2016	
6/8/2016	
8/10/2016	
8/11/2016	0.612
10/4/2016	
10/5/2016	0.659
10/6/2016	
12/2/2016	
12/5/2016	0.71
12/6/2016	
2/14/2017	
2/15/2017	0.707
4/14/2017	
4/17/2017	0.675
4/18/2017	
5/26/2017	0.711
6/2/2017	
7/10/2017	
7/11/2017	0.633
7/14/2017	
10/10/2017	0.619
10/11/2017	
6/12/2018	0.56
6/13/2018	
10/16/2018	
10/17/2018	0.61
10/18/2018	
4/1/2019	0.5
4/2/2019	
9/24/2019	0.51
3/18/2020	
3/19/2020	0.41
5/4/2020	
5/11/2020	
5/20/2020	
9/3/2020	
9/23/2020	
9/24/2020	0.44
9/25/2020	
1/28/2021	
3/24/2021	0.45
3/29/2021	
3/30/2021	
3/31/2021	
4/1/2021	
4/19/2021	
7/20/2021	
8/18/2021	0.47
8/19/2021	
8/20/2021	
8/23/2021	

Time Series

Constituent: Boron (mg/L) Analysis Run 11/18/2022 2:56 AM View: Constituents View

Plant Bowen Client: Southern Company Data: Bowen AP-1

	BGWC-9
8/24/2021	
2/9/2022	
2/10/2022	0.46
2/11/2022	
2/14/2022	
2/15/2022	
2/17/2022	
7/26/2022	0.47
7/28/2022	
8/1/2022	

Time Series

Constituent: Cadmium (mg/L) Analysis Run 11/18/2022 2:56 AM View: Constituents View

Plant Bowen Client: Southern Company Data: Bowen AP-1

	BGWA-2 (bg)	BGWA-29 (bg)	BGWA-33 (bg)	BGWA-47D (bg)	BGWA-48D (bg)	BGWA-6	BGWC-10	BGWC-12	BGWC-14A
6/6/2016	<0.0005					<0.0005			
6/7/2016							<0.0005	<0.0005	
8/9/2016	<0.0005								
8/10/2016						<0.0005			
8/11/2016									
8/12/2016								<0.0005	
8/16/2016							<0.0005		
8/22/2016		<0.0005							
10/3/2016	<0.0005								
10/4/2016		<0.0005				<0.0005			
10/6/2016								<0.0005	
10/7/2016							<0.0005		
11/29/2016	<0.0005								
12/1/2016		<0.0005				<0.0005			
12/5/2016								<0.0005	
12/6/2016							<0.0005		
1/10/2017		9E-05 (J)							
2/13/2017	<0.0005								
2/14/2017		<0.0005				<0.0005			
2/15/2017								<0.0005	
2/16/2017							<0.0005		
4/13/2017	<0.0005					<0.0005			
4/14/2017		<0.0005							
4/18/2017							<0.0005	<0.0005	
5/25/2017	<0.0005	<0.0005				<0.0005			
5/30/2017									
6/2/2017							<0.0005	<0.0005	
7/7/2017	<0.0005					<0.0005			
7/10/2017		<0.0005							
7/12/2017							<0.0005		
7/13/2017								<0.0005	
7/14/2017									
3/26/2018	<0.0005	<0.0005							
3/27/2018							<0.0005		
3/28/2018								<0.0005	
6/12/2018	<0.0005	<0.0005							
6/14/2018							<0.0005	<0.0005	
10/16/2018	<0.0005	<0.0005				<0.0005			
10/17/2018								<0.0005	
10/18/2018							<0.0005		
2/25/2019	<0.0005								
2/27/2019		<0.0005							
2/28/2019							<0.0005	<0.0005	
4/1/2019	<0.0005	<0.0005						<0.0005	
4/2/2019						<0.0005	<0.0005		
4/3/2019			<0.0005						
9/23/2019	<0.0005	<0.0005				<0.0005			
9/25/2019							<0.0005	<0.0005	
9/26/2019									
9/27/2019			<0.0005						
2/18/2020	<0.0005					<0.0005			
2/19/2020		<0.0005							

Time Series

Constituent: Cadmium (mg/L) Analysis Run 11/18/2022 2:56 AM View: Constituents View

Plant Bowen Client: Southern Company Data: Bowen AP-1

	BGWA-2 (bg)	BGWA-29 (bg)	BGWA-33 (bg)	BGWA-47D (bg)	BGWA-48D (bg)	BGWA-6	BGWC-10	BGWC-12	BGWC-14A
2/20/2020							<0.0005		
2/21/2020			<0.0005						
2/24/2020								<0.0005	
3/18/2020	<0.0005	<0.0005							
3/19/2020						<0.0005		<0.0005	
3/20/2020			<0.0005						
3/23/2020							<0.0005		
5/22/2020				<0.0005					<0.0005
5/25/2020					<0.0005				
6/23/2020				<0.0005	<0.0005				<0.0005
7/28/2020				<0.0005	<0.0005				<0.0005
9/2/2020				<0.0005					0.00014 (J)
9/3/2020					<0.0005				
9/23/2020	<0.0005	<0.0005				<0.0005			
9/24/2020							<0.0005		
9/25/2020			<0.0005					<0.0005	
10/1/2020				<0.0005	<0.0005				0.00019 (J)
11/10/2020				<0.0005	<0.0005				0.00019 (J)
12/15/2020				<0.0005	<0.0005				0.00017
1/20/2021				<0.0005	<0.0005				<0.0005
2/16/2021	<0.0005	<0.0005							
2/17/2021				<0.0005	<0.0005				
2/18/2021						<0.0005	<0.0005		<0.0005
2/19/2021			<0.0005					<0.0005	
3/23/2021		<0.0005							
3/24/2021								<0.0005	0.00016 (J)
3/25/2021				<0.0005	<0.0005				
3/26/2021	0.00018 (J)								
3/30/2021							<0.0005		
3/31/2021						<0.0005			
4/1/2021			<0.0005						
8/16/2021	<0.0005	<0.0005		<0.0005	<0.0005	<0.0005			
8/18/2021							<0.0005	<0.0005	0.00021 (J)
8/25/2021			<0.0005						
2/9/2022	<0.0005			<0.0005	<0.0005	<0.0005			0.00021 (J)
2/10/2022		<0.0005							
2/11/2022							<0.0005	<0.0005	
2/16/2022			<0.0005						
7/26/2022	<0.0005	<0.0005		<0.0005	<0.0005	<0.0005			0.0004 (J)
7/27/2022								<0.0005	
7/28/2022							<0.0005		
8/3/2022			<0.0005						

Time Series

Constituent: Cadmium (mg/L) Analysis Run 11/18/2022 2:56 AM View: Constituents View

Plant Bowen Client: Southern Company Data: Bowen AP-1

	BGWC-16
6/6/2016	
6/7/2016	0.0011 (J)
8/9/2016	
8/10/2016	
8/11/2016	0.0011
8/12/2016	
8/16/2016	
8/22/2016	
10/3/2016	
10/4/2016	
10/6/2016	
10/7/2016	0.0012
11/29/2016	
12/1/2016	
12/5/2016	
12/6/2016	0.0012
1/10/2017	
2/13/2017	
2/14/2017	
2/15/2017	
2/16/2017	0.0015
4/13/2017	
4/14/2017	
4/18/2017	0.0012
5/25/2017	
5/30/2017	0.0011
6/2/2017	
7/7/2017	
7/10/2017	
7/12/2017	
7/13/2017	
7/14/2017	0.0012
3/26/2018	
3/27/2018	0.0013
3/28/2018	
6/12/2018	0.0011
6/14/2018	
10/16/2018	
10/17/2018	
10/18/2018	0.0012
2/25/2019	0.0016
2/27/2019	
2/28/2019	
4/1/2019	
4/2/2019	0.0014
4/3/2019	
9/23/2019	
9/25/2019	
9/26/2019	0.0017 (J)
9/27/2019	
2/18/2020	
2/19/2020	

Time Series

Constituent: Cadmium (mg/L) Analysis Run 11/18/2022 2:56 AM View: Constituents View

Plant Bowen Client: Southern Company Data: Bowen AP-1

	BGWC-16
2/20/2020	0.0019 (J)
2/21/2020	
2/24/2020	
3/18/2020	
3/19/2020	0.0017 (J)
3/20/2020	
3/23/2020	
5/22/2020	
5/25/2020	
6/23/2020	
7/28/2020	
9/2/2020	
9/3/2020	
9/23/2020	
9/24/2020	0.0018 (J)
9/25/2020	
10/1/2020	
11/10/2020	
12/15/2020	
1/20/2021	
2/16/2021	
2/17/2021	
2/18/2021	0.0018
2/19/2021	
3/23/2021	
3/24/2021	0.0018
3/25/2021	
3/26/2021	
3/30/2021	
3/31/2021	
4/1/2021	
8/16/2021	
8/18/2021	0.0018
8/25/2021	
2/9/2022	
2/10/2022	
2/11/2022	0.0019
2/16/2022	
7/26/2022	
7/27/2022	0.0024
7/28/2022	
8/3/2022	

Time Series

Constituent: Cadmium (mg/L) Analysis Run 11/18/2022 2:56 AM View: Constituents View

Plant Bowen Client: Southern Company Data: Bowen AP-1

	BGWC-17	BGWC-18	BGWC-19	BGWC-20	BGWC-21	BGWC-22	BGWC-23	BGWC-24	BGWC-25
6/7/2016	<0.0005								
6/8/2016		0.00063 (J)	<0.0005	<0.0005	<0.0005	<0.0005			<0.0005
6/9/2016							<0.0005	0.00052 (J)	
8/11/2016	0.0001 (J)								
8/12/2016		0.0004 (J)	<0.0005	<0.0005					
8/15/2016									<0.0005
8/18/2016					<0.0005	<0.0005	<0.0005	0.0009 (J)	
10/7/2016	0.0002 (J)	0.0008 (J)	0.0001 (J)						
10/10/2016				<0.0005	<0.0005	<0.0005	<0.0005	0.0017	<0.0005
12/6/2016	0.0001 (J)	0.0006 (J)							
12/7/2016			<0.0005	<0.0005			<0.0005	0.0004 (J)	
12/8/2016					<0.0005	0.0002 (J)			<0.0005
1/23/2017									
2/7/2017									
2/16/2017	0.0001 (J)	0.0002 (J)	<0.0005						
2/17/2017				8E-05 (J)	<0.0005	<0.0005			
2/20/2017							<0.0005	0.0028	<0.0005
3/27/2017									
4/17/2017									
4/19/2017	0.0001 (J)	9E-05 (J)	<0.0005	<0.0005	<0.0005		<0.0005	0.0035	
4/20/2017						<0.0005			<0.0005
5/22/2017									
5/30/2017	0.0002 (J)								
6/1/2017		0.0003 (J)	0.0001 (J)	<0.0005	<0.0005				<0.0005
6/5/2017						<0.0005	<0.0005	0.0035	
7/11/2017									
7/14/2017	0.0002 (J)	0.0002 (J)	<0.0005						
7/17/2017							<0.0005	0.0037	<0.0005
7/18/2017				<0.0005	<0.0005				
7/19/2017						<0.0005			
8/23/2017									
3/26/2018									
3/27/2018	<0.0005	<0.0005	<0.0005						
3/28/2018				<0.0005	<0.0005				<0.0005
3/29/2018						<0.0005	<0.0005	0.0063	
6/13/2018				<0.0005			<0.0005	0.0053	
6/14/2018	0.00015 (J)	<0.0005			<0.0005	<0.0005			<0.0005
6/15/2018			<0.0005						
10/17/2018	<0.0005								
10/18/2018		0.00032 (J)							
10/19/2018			<0.0005		<0.0005				
10/22/2018				<0.0005		<0.0005	<0.0005	0.0053	<0.0005
2/27/2019	<0.0005	<0.0005		<0.0005					
3/1/2019			<0.0005			0.00013 (J)	0.00019 (J)	0.0058	<0.0005
4/2/2019	<0.0005	7.3E-05 (J)							
4/3/2019			<0.0005	<0.0005	<0.0005	<0.0005	<0.0005	0.0053	
4/4/2019									<0.0005
9/26/2019	0.00015 (J)	<0.0005	0.0002 (J)	<0.0005					
9/27/2019						<0.0005	<0.0005		
9/30/2019					<0.0005			0.0075	<0.0005
2/24/2020	<0.0005	0.00024 (J)	<0.0005	<0.0005					
2/25/2020						<0.0005	<0.0005		

Time Series

Constituent: Cadmium (mg/L) Analysis Run 11/18/2022 2:56 AM View: Constituents View

Plant Bowen Client: Southern Company Data: Bowen AP-1

	BGWC-17	BGWC-18	BGWC-19	BGWC-20	BGWC-21	BGWC-22	BGWC-23	BGWC-24	BGWC-25
2/26/2020					<0.0005			0.0064	<0.0005
3/19/2020	<0.0005								
3/20/2020		<0.0005	<0.0005		<0.0005	<0.0005			
3/23/2020				<0.0005			<0.0005		
3/24/2020									<0.0005
3/25/2020								0.0082	
9/24/2020	0.00024 (J)	<0.0005			<0.0005	0.00033 (J)	<0.0005		
9/25/2020								0.0081	
9/28/2020			<0.0005	<0.0005					<0.0005
2/18/2021	<0.0005	<0.0005	<0.0005	<0.0005					
2/19/2021					<0.0005	0.00038 (J)	<0.0005	0.0068	
2/23/2021									<0.0005
3/8/2021									
3/24/2021	<0.0005	<0.0005							
3/25/2021									
3/26/2021			<0.0005				<0.0005	0.0062	<0.0005
3/29/2021				<0.0005	<0.0005	<0.0005			
8/19/2021	0.00017 (J)	<0.0005							<0.0005
8/20/2021			<0.0005	<0.0005	<0.0005				
8/23/2021						0.00019 (J)	<0.0005	0.0039	
2/11/2022	0.00016 (J)								
2/14/2022							<0.0005		
2/15/2022						0.0002 (J)		0.0042	
2/16/2022		<0.0005	<0.0005	<0.0005	<0.0005				<0.0005
7/27/2022	0.00029 (J)	<0.0005	<0.0005	<0.0005					<0.0005
7/28/2022					<0.0005				
8/1/2022							<0.0005		
8/2/2022						0.00012 (J)		0.00026 (J)	
10/21/2022								0.0031 (R)	

Time Series

Constituent: Cadmium (mg/L) Analysis Run 11/18/2022 2:56 AM View: Constituents View

Plant Bowen Client: Southern Company Data: Bowen AP-1

	BGWC-30
6/7/2016	
6/8/2016	
6/9/2016	
8/11/2016	
8/12/2016	
8/15/2016	
8/18/2016	
10/7/2016	
10/10/2016	
12/6/2016	
12/7/2016	
12/8/2016	
1/23/2017	0.0003 (J)
2/7/2017	0.0006 (J)
2/16/2017	
2/17/2017	
2/20/2017	
3/27/2017	0.0003 (J)
4/17/2017	0.0002 (J)
4/19/2017	
4/20/2017	
5/22/2017	0.0003 (J)
5/30/2017	
6/1/2017	
6/5/2017	0.0003 (J)
7/11/2017	0.0005 (J)
7/14/2017	
7/17/2017	
7/18/2017	
7/19/2017	
8/23/2017	0.0004 (J)
3/26/2018	<0.0005
3/27/2018	
3/28/2018	
3/29/2018	
6/13/2018	
6/14/2018	
6/15/2018	0.0002 (J)
10/17/2018	
10/18/2018	
10/19/2018	
10/22/2018	<0.0005
2/27/2019	
3/1/2019	<0.0005
4/2/2019	7.9E-05 (J)
4/3/2019	
4/4/2019	
9/26/2019	
9/27/2019	<0.0005
9/30/2019	
2/24/2020	
2/25/2020	

Time Series

Constituent: Cadmium (mg/L) Analysis Run 11/18/2022 2:56 AM View: Constituents View

Plant Bowen Client: Southern Company Data: Bowen AP-1

	BGWC-30
2/26/2020	<0.0005
3/19/2020	
3/20/2020	
3/23/2020	<0.0005
3/24/2020	
3/25/2020	
9/24/2020	
9/25/2020	<0.0005
9/28/2020	
2/18/2021	
2/19/2021	
2/23/2021	
3/8/2021	<0.0005
3/24/2021	
3/25/2021	<0.0005
3/26/2021	
3/29/2021	
8/19/2021	<0.0005
8/20/2021	
8/23/2021	
2/11/2022	
2/14/2022	<0.0005
2/15/2022	
2/16/2022	
7/27/2022	
7/28/2022	
8/1/2022	<0.0005
8/2/2022	
10/21/2022	

Time Series

Constituent: Cadmium (mg/L) Analysis Run 11/18/2022 2:56 AM View: Constituents View

Plant Bowen Client: Southern Company Data: Bowen AP-1

	BGWC-31	BGWC-32	BGWC-34D	BGWC-35D	BGWC-36D	BGWC-37D	BGWC-38D	BGWC-39	BGWC-40
10/17/2018					<0.0005				
10/18/2018	<0.0005								
10/19/2018			<0.0005						
10/22/2018		<0.0005		<0.0005					
4/2/2019					<0.0005				
4/4/2019	<0.0005		<0.0005	<0.0005					
4/5/2019		<0.0005							
9/24/2019	<0.0005		<0.0005						
9/26/2019		<0.0005		<0.0005					
9/27/2019					<0.0005				
2/25/2020				<0.0005		<0.0005			
2/26/2020	<0.0005				<0.0005				
2/27/2020		<0.0005	<0.0005				0.00081 (J)	<0.0005	
2/28/2020									<0.0005
3/23/2020	<0.0005				<0.0005				
3/24/2020		<0.0005	<0.0005			<0.0005	<0.0005	<0.0005	
3/25/2020				<0.0005					<0.0005
9/2/2020							0.00032 (J)		
9/25/2020		<0.0005		<0.0005		<0.0005			
9/28/2020	<0.0005		<0.0005		<0.0005				
9/29/2020								0.0002 (J)	<0.0005
2/19/2021			<0.0005						
2/22/2021	<0.0005			<0.0005		<0.0005		0.00014 (J)	<0.0005
2/23/2021		<0.0005							
3/8/2021					<0.0005				
3/9/2021							<0.0005		
3/25/2021					<0.0005				
3/26/2021				<0.0005		<0.0005			
3/29/2021	<0.0005						<0.0005		
3/30/2021		<0.0005	<0.0005						<0.0005
3/31/2021								0.00018 (J)	
8/19/2021							<0.0005		
8/20/2021	<0.0005			<0.0005		<0.0005			
8/23/2021					<0.0005				
8/24/2021			<0.0005					0.00031 (J)	<0.0005
8/25/2021		<0.0005							
2/14/2022					<0.0005		<0.0005		
2/15/2022									
2/16/2022	<0.0005	<0.0005	<0.0005					0.00012 (J)	<0.0005
2/17/2022				<0.0005		<0.0005			
7/28/2022	<0.0005		<0.0005	<0.0005		<0.0005			<0.0005
7/29/2022		<0.0005			<0.0005				
8/2/2022							<0.0005	<0.0005	

Time Series

Constituent: Cadmium (mg/L) Analysis Run 11/18/2022 2:56 AM View: Constituents View

Plant Bowen Client: Southern Company Data: Bowen AP-1

	BGWC-41D
10/17/2018	
10/18/2018	
10/19/2018	
10/22/2018	
4/2/2019	
4/4/2019	
4/5/2019	
9/24/2019	
9/26/2019	
9/27/2019	
2/25/2020	
2/26/2020	
2/27/2020	
2/28/2020	
3/23/2020	
3/24/2020	
3/25/2020	
9/2/2020	<0.0005
9/25/2020	
9/28/2020	
9/29/2020	
2/19/2021	
2/22/2021	<0.0005
2/23/2021	
3/8/2021	
3/9/2021	
3/25/2021	
3/26/2021	
3/29/2021	
3/30/2021	
3/31/2021	<0.0005
8/19/2021	
8/20/2021	
8/23/2021	
8/24/2021	<0.0005
8/25/2021	
2/14/2022	
2/15/2022	<0.0005
2/16/2022	
2/17/2022	
7/28/2022	
7/29/2022	<0.0005
8/2/2022	

Time Series

Constituent: Cadmium (mg/L) Analysis Run 11/18/2022 2:56 AM View: Constituents View

Plant Bowen Client: Southern Company Data: Bowen AP-1

	BGWC-42D	BGWC-43D	BGWC-44D	BGWC-49D	BGWC-50D	BGWC-51	BGWC-52	BGWC-7	BGWC-8
6/6/2016									
6/7/2016									<0.0005
6/8/2016								<0.0005	
8/10/2016									<0.0005
8/11/2016								<0.0005	
10/4/2016									<0.0005
10/5/2016									
10/6/2016								<0.0005	
12/2/2016									<0.0005
12/5/2016									
12/6/2016								<0.0005	
2/14/2017									<0.0005
2/15/2017								<0.0005	
4/14/2017									<0.0005
4/17/2017									
4/18/2017								<0.0005	
5/26/2017									<0.0005
6/2/2017								<0.0005	
7/10/2017									<0.0005
7/11/2017									
7/14/2017								<0.0005	
3/26/2018									<0.0005
3/27/2018								<0.0005	
6/12/2018									<0.0005
6/13/2018								<0.0005	
10/16/2018									<0.0005
10/17/2018									
10/18/2018								<0.0005	
2/25/2019									<0.0005
2/28/2019								<0.0005	
4/1/2019									<0.0005
4/2/2019								<0.0005	
9/24/2019								<0.0005	<0.0005
2/19/2020									<0.0005
2/20/2020									
2/21/2020								<0.0005	
3/18/2020									<0.0005
3/19/2020								<0.0005	
9/3/2020	<0.0005	0.0011 (J)	<0.0005						
9/23/2020									<0.0005
9/24/2020									
9/25/2020								<0.0005	
1/28/2021						0.00031 (J)	0.00025 (J)		
2/16/2021									<0.0005
2/17/2021									
2/18/2021			<0.0005					<0.0005	
2/22/2021	<0.0005								
2/23/2021						0.00043 (J)	<0.0005		
3/8/2021		0.0003 (J)							
3/24/2021									<0.0005
3/29/2021		0.00019 (J)							
3/30/2021						0.0007	0.00018 (J)	<0.0005	

Time Series

Constituent: Cadmium (mg/L) Analysis Run 11/18/2022 2:56 AM View: Constituents View

Plant Bowen Client: Southern Company Data: Bowen AP-1

	BGWC-42D	BGWC-43D	BGWC-44D	BGWC-49D	BGWC-50D	BGWC-51	BGWC-52	BGWC-7	BGWC-8
3/31/2021			<0.0005						
4/1/2021	<0.0005								
4/19/2021				<0.0005	<0.0005				
8/18/2021			<0.0005		<0.0005				<0.0005
8/19/2021								<0.0005	
8/20/2021	<0.0005								
8/23/2021		0.00036 (J)				0.00043 (J)	0.00018 (J)		
8/24/2021				<0.0005					
2/9/2022			<0.0005		<0.0005				
2/10/2022									<0.0005
2/11/2022								<0.0005	
2/14/2022						<0.0005	<0.0005		
2/15/2022		0.0015							
2/17/2022	<0.0005			<0.0005					
7/26/2022			<0.0005		<0.0005				<0.0005
7/28/2022	<0.0005						<0.0005	<0.0005	
8/1/2022		0.0011		<0.0005		<0.0005			

Time Series

Constituent: Cadmium (mg/L) Analysis Run 11/18/2022 2:56 AM View: Constituents View

Plant Bowen Client: Southern Company Data: Bowen AP-1

	BGWC-9
6/6/2016	<0.0005
6/7/2016	
6/8/2016	
8/10/2016	
8/11/2016	<0.0005
10/4/2016	
10/5/2016	<0.0005
10/6/2016	
12/2/2016	
12/5/2016	<0.0005
12/6/2016	
2/14/2017	
2/15/2017	<0.0005
4/14/2017	
4/17/2017	<0.0005
4/18/2017	
5/26/2017	<0.0005
6/2/2017	
7/10/2017	
7/11/2017	<0.0005
7/14/2017	
3/26/2018	
3/27/2018	<0.0005
6/12/2018	<0.0005
6/13/2018	
10/16/2018	
10/17/2018	<0.0005
10/18/2018	
2/25/2019	
2/28/2019	
4/1/2019	<0.0005
4/2/2019	
9/24/2019	<0.0005
2/19/2020	
2/20/2020	<0.0005
2/21/2020	
3/18/2020	
3/19/2020	<0.0005
9/3/2020	
9/23/2020	
9/24/2020	<0.0005
9/25/2020	
1/28/2021	
2/16/2021	
2/17/2021	<0.0005
2/18/2021	
2/22/2021	
2/23/2021	
3/8/2021	
3/24/2021	<0.0005
3/29/2021	
3/30/2021	

Time Series

Constituent: Cadmium (mg/L) Analysis Run 11/18/2022 2:56 AM View: Constituents View

Plant Bowen Client: Southern Company Data: Bowen AP-1

	BGWC-9
3/31/2021	
4/1/2021	
4/19/2021	
8/18/2021	<0.0005
8/19/2021	
8/20/2021	
8/23/2021	
8/24/2021	
2/9/2022	
2/10/2022	<0.0005
2/11/2022	
2/14/2022	
2/15/2022	
2/17/2022	
7/26/2022	<0.0005
7/28/2022	
8/1/2022	

Time Series

Constituent: Calcium (mg/L) Analysis Run 11/18/2022 2:56 AM View: Constituents View

Plant Bowen Client: Southern Company Data: Bowen AP-1

	BGWA-2 (bg)	BGWA-29 (bg)	BGWA-33 (bg)	BGWA-47D (bg)	BGWA-48D (bg)	BGWA-6	BGWC-10	BGWC-12	BGWC-14A
6/6/2016	39					59			
6/7/2016							50	90	
8/9/2016	32.2								
8/10/2016						56			
8/11/2016									
8/12/2016								76.6	
8/16/2016							49.2		
8/22/2016		21.4							
10/3/2016	34.1								
10/4/2016		20.9				51.4			
10/6/2016								78.7	
10/7/2016							52.6		
11/29/2016	29.7								
12/1/2016		19.8				55.9			
12/5/2016								80.9	
12/6/2016							55.4		
1/10/2017		20.4							
2/13/2017	31.2								
2/14/2017		20.9				51.1			
2/15/2017								90.7	
2/16/2017							53.2		
4/13/2017	30.5					53.4			
4/14/2017		20.7 (J)							
4/18/2017							58	94.8	
5/25/2017	33.8	22.8 (J)				59.8			
5/30/2017									
6/2/2017							55.8	108	
7/7/2017	33.1					57.8			
7/10/2017		22.3							
7/12/2017							58.1		
7/13/2017								111	
7/14/2017									
10/9/2017	33.6					58.9			
10/10/2017		4.09						93	
10/11/2017							55.7		
6/12/2018	32.4	20.3 (J)							
6/14/2018							58.4	109	
10/16/2018	34.6	19.4 (J)				55.6			
10/17/2018								110	
10/18/2018							57.8		
4/1/2019	48.2	24.6						94.8	
4/2/2019						64.1	57.8		
4/3/2019			44.9						
5/2/2019	44.8								
9/23/2019	36.3	19.2				57.9			
9/25/2019							58.1	115	
9/26/2019									
9/27/2019			41.2						
2/18/2020						66.3			
2/19/2020		20.8							
2/21/2020			50.1						
3/18/2020	40.1	22.4							

Time Series

Constituent: Calcium (mg/L) Analysis Run 11/18/2022 2:56 AM View: Constituents View

Plant Bowen Client: Southern Company Data: Bowen AP-1

	BGWA-2 (bg)	BGWA-29 (bg)	BGWA-33 (bg)	BGWA-47D (bg)	BGWA-48D (bg)	BGWA-6	BGWC-10	BGWC-12	BGWC-14A
3/19/2020						67.8		120	
3/20/2020			52.2						
3/23/2020							61.1		
5/22/2020				74					73.4
5/25/2020					36.5				
6/23/2020				99.5	39.4				80.1
7/28/2020				96.2	40.3				140
9/2/2020				109					159
9/3/2020					51.8				
9/23/2020	45.2	20.1				67.3			
9/24/2020							58.8		
9/25/2020			51.8					135	
10/1/2020				107	61.9				162
11/10/2020				117	80.3				170
12/15/2020				110	70.3				169
1/20/2021				111	67.5				157
3/23/2021		22.1							
3/24/2021								144	91.9
3/25/2021				109	68.3				
3/26/2021	46.7								
3/30/2021							61.3		
3/31/2021						63.4			
4/1/2021			49.5						
8/16/2021	48.3	21.5		108	61	66.2			
8/18/2021							61.1	156	166
8/25/2021			46.3						
2/9/2022	52.3			112	46.3	65.7			97.5
2/10/2022		20.3							
2/11/2022							66.2	164	
2/16/2022			47.5						
7/26/2022	46.7	20		105	34.5	66.1			185
7/27/2022								175	
7/28/2022							63		
8/3/2022			69.4						

Time Series

Constituent: Calcium (mg/L) Analysis Run 11/18/2022 2:56 AM View: Constituents View

Plant Bowen Client: Southern Company Data: Bowen AP-1

	BGWC-16
6/6/2016	
6/7/2016	120
8/9/2016	
8/10/2016	
8/11/2016	111
8/12/2016	
8/16/2016	
8/22/2016	
10/3/2016	
10/4/2016	
10/6/2016	
10/7/2016	103
11/29/2016	
12/1/2016	
12/5/2016	
12/6/2016	117
1/10/2017	
2/13/2017	
2/14/2017	
2/15/2017	
2/16/2017	124
4/13/2017	
4/14/2017	
4/18/2017	120
5/25/2017	
5/30/2017	111
6/2/2017	
7/7/2017	
7/10/2017	
7/12/2017	
7/13/2017	
7/14/2017	109
10/9/2017	
10/10/2017	
10/11/2017	109
6/12/2018	104
6/14/2018	
10/16/2018	
10/17/2018	
10/18/2018	112
4/1/2019	
4/2/2019	117
4/3/2019	
5/2/2019	
9/23/2019	
9/25/2019	
9/26/2019	136
9/27/2019	
2/18/2020	
2/19/2020	
2/21/2020	
3/18/2020	

Time Series

Constituent: Calcium (mg/L) Analysis Run 11/18/2022 2:56 AM View: Constituents View

Plant Bowen Client: Southern Company Data: Bowen AP-1

	BGWC-16
3/19/2020	130
3/20/2020	
3/23/2020	
5/22/2020	
5/25/2020	
6/23/2020	
7/28/2020	
9/2/2020	
9/3/2020	
9/23/2020	
9/24/2020	141
9/25/2020	
10/1/2020	
11/10/2020	
12/15/2020	
1/20/2021	
3/23/2021	
3/24/2021	140
3/25/2021	
3/26/2021	
3/30/2021	
3/31/2021	
4/1/2021	
8/16/2021	
8/18/2021	139
8/25/2021	
2/9/2022	
2/10/2022	
2/11/2022	160
2/16/2022	
7/26/2022	
7/27/2022	194
7/28/2022	
8/3/2022	

Time Series

Constituent: Calcium (mg/L) Analysis Run 11/18/2022 2:56 AM View: Constituents View

Plant Bowen Client: Southern Company Data: Bowen AP-1

	BGWC-17	BGWC-18	BGWC-19	BGWC-20	BGWC-21	BGWC-22	BGWC-23	BGWC-24	BGWC-25
6/7/2016	65								
6/8/2016		76	55	200	43	350			32
6/9/2016							300	800	
8/11/2016	61								
8/12/2016		61.7	61.2	196					
8/15/2016									33.1
8/18/2016					38.6	370	290	730	
10/7/2016	71	84.7	70.2						
10/10/2016				198	37.5	375	296	680	41
12/6/2016	68.7	88.1							
12/7/2016			48.6	215			271	387	
12/8/2016					43.4	434			38.5
1/23/2017									
2/7/2017									
2/16/2017	65.5	53.7	64.7						
2/17/2017				221	41	434			
2/20/2017							323	823	40.7
3/27/2017									
4/17/2017									
4/19/2017	68.9	57.1	69.5	240	39.4		298	893 (J)	
4/20/2017						422			40.7
5/22/2017									
5/30/2017	72.6								
6/1/2017		44.8	50.8	286	42.3				44.2
6/5/2017						398	310	1080	
7/11/2017									
7/14/2017	70.6	60	67						
7/17/2017							319	1120	41.9
7/18/2017				244	40.9				
7/19/2017						461			
8/23/2017									
10/10/2017									
10/11/2017	67.3	67	57.3	222			438	1310	41.1
10/12/2017					43.3	515			
6/13/2018				234			385	970	
6/14/2018	65.7	53.1			39.4	482			44.8
6/15/2018			49.7						
10/17/2018	69.7								
10/18/2018		60.4							
10/19/2018			63.1		40.6				
10/22/2018				241		575	424	1150	52.2
4/2/2019	63.9	53.3							
4/3/2019			51.3	220	43.4	458	396	945	
4/4/2019									54.8
5/2/2019						647			
9/26/2019	94.2	91.7	80.8	243					
9/27/2019						658	533		
9/30/2019					43.2			1050	47.8
2/25/2020						445			
2/26/2020									
3/19/2020	68.1								
3/20/2020		49.3	52.1		48.2	514			

Time Series

Constituent: Calcium (mg/L) Analysis Run 11/18/2022 2:56 AM View: Constituents View

Plant Bowen Client: Southern Company Data: Bowen AP-1

	BGWC-17	BGWC-18	BGWC-19	BGWC-20	BGWC-21	BGWC-22	BGWC-23	BGWC-24	BGWC-25
3/23/2020				253			602		
3/24/2020									49.6
3/25/2020								1100	
9/24/2020	84.9	68.7			42	750	647		
9/25/2020								998	
9/28/2020			50.1	273					50.7
3/24/2021	72	48.2							
3/25/2021									
3/26/2021			46.4				717	821	52.8
3/29/2021				296	46.6	714			
7/19/2021						693	728	717	
7/20/2021									
8/19/2021	74	49.2							51.2
8/20/2021			47.2	262	45.1				
8/23/2021						681	638	827	
11/1/2021						708	695	808	
2/11/2022	83.5								
2/14/2022							740		
2/15/2022						680		791	
2/16/2022		49	60.5	288	44.1				51.4
7/27/2022	80.9	65.9	63.2	284					52.1
7/28/2022					43.1				
8/1/2022							559		
8/2/2022						717		90	
10/21/2022								600 (R)	

Time Series

Constituent: Calcium (mg/L) Analysis Run 11/18/2022 2:57 AM View: Constituents View

Plant Bowen Client: Southern Company Data: Bowen AP-1

	BGWC-30
6/7/2016	
6/8/2016	
6/9/2016	
8/11/2016	
8/12/2016	
8/15/2016	
8/18/2016	
10/7/2016	
10/10/2016	
12/6/2016	
12/7/2016	
12/8/2016	
1/23/2017	372
2/7/2017	351
2/16/2017	
2/17/2017	
2/20/2017	
3/27/2017	417
4/17/2017	415
4/19/2017	
4/20/2017	
5/22/2017	885
5/30/2017	
6/1/2017	
6/5/2017	413
7/11/2017	449
7/14/2017	
7/17/2017	
7/18/2017	
7/19/2017	
8/23/2017	409
10/10/2017	339
10/11/2017	
10/12/2017	
6/13/2018	
6/14/2018	
6/15/2018	198
10/17/2018	
10/18/2018	
10/19/2018	
10/22/2018	230
4/2/2019	181
4/3/2019	
4/4/2019	
5/2/2019	
9/26/2019	
9/27/2019	103
9/30/2019	
2/25/2020	
2/26/2020	85.3
3/19/2020	
3/20/2020	

Time Series

Constituent: Calcium (mg/L) Analysis Run 11/18/2022 2:57 AM View: Constituents View

Plant Bowen Client: Southern Company Data: Bowen AP-1

	BGWC-30
3/23/2020	107
3/24/2020	
3/25/2020	
9/24/2020	
9/25/2020	93.3
9/28/2020	
3/24/2021	
3/25/2021	81.1
3/26/2021	
3/29/2021	
7/19/2021	
7/20/2021	87.8
8/19/2021	109
8/20/2021	
8/23/2021	
11/1/2021	108
2/11/2022	
2/14/2022	129
2/15/2022	
2/16/2022	
7/27/2022	
7/28/2022	
8/1/2022	111
8/2/2022	
10/21/2022	

Time Series

Constituent: Calcium (mg/L) Analysis Run 11/18/2022 2:57 AM View: Constituents View

Plant Bowen Client: Southern Company Data: Bowen AP-1

	BGWC-31	BGWC-32	BGWC-34D	BGWC-35D	BGWC-36D	BGWC-37D	BGWC-38D	BGWC-39	BGWC-40
10/17/2018					262				
10/18/2018	90.1								
10/19/2018			105						
10/22/2018		234		384					
4/2/2019					200				
4/4/2019	69.3		104	442					
4/5/2019		265							
5/3/2019		203							
9/24/2019	70.7		102						
9/26/2019		290		417					
9/27/2019					184				
11/15/2019		346							
12/13/2019								558	
12/16/2019									162
2/25/2020				341		107			
2/26/2020					107				
2/27/2020							268		
3/23/2020	72.5				122				
3/24/2020		210	112			112	314	161	
3/25/2020				234					160
5/4/2020									
9/2/2020							228		
9/25/2020		338		169		99.9			
9/28/2020	77.8		117		165				
9/29/2020								576	165
3/25/2021					162				
3/26/2021				529		103			
3/29/2021	77.2						161		
3/30/2021		289	112						158
3/31/2021								336	
8/19/2021							124		
8/20/2021	78.7			379		100			
8/23/2021					174				
8/24/2021			110					439	150
8/25/2021		244							
11/1/2021							144		
2/14/2022					188		187		
2/15/2022									
2/16/2022	81.4	247	127					424	155
2/17/2022				483		112			
7/28/2022	75.4		123	403		109			138
7/29/2022		226			156				
8/2/2022							186	488	

Time Series

Constituent: Calcium (mg/L) Analysis Run 11/18/2022 2:57 AM View: Constituents View

Plant Bowen Client: Southern Company Data: Bowen AP-1

	BGWC-41D
10/17/2018	
10/18/2018	
10/19/2018	
10/22/2018	
4/2/2019	
4/4/2019	
4/5/2019	
5/3/2019	
9/24/2019	
9/26/2019	
9/27/2019	
11/15/2019	
12/13/2019	
12/16/2019	
2/25/2020	
2/26/2020	
2/27/2020	
3/23/2020	
3/24/2020	
3/25/2020	
5/4/2020	155
9/2/2020	159
9/25/2020	
9/28/2020	
9/29/2020	
3/25/2021	
3/26/2021	
3/29/2021	
3/30/2021	
3/31/2021	166
8/19/2021	
8/20/2021	
8/23/2021	
8/24/2021	173
8/25/2021	
11/1/2021	
2/14/2022	
2/15/2022	198
2/16/2022	
2/17/2022	
7/28/2022	
7/29/2022	202
8/2/2022	

Time Series

Constituent: Calcium (mg/L) Analysis Run 11/18/2022 2:57 AM View: Constituents View

Plant Bowen Client: Southern Company Data: Bowen AP-1

	BGWC-42D	BGWC-43D	BGWC-44D	BGWC-49D	BGWC-50D	BGWC-51	BGWC-52	BGWC-7	BGWC-8
6/6/2016									
6/7/2016									7.9
6/8/2016								140	
8/10/2016									36.8
8/11/2016								141	
10/4/2016									39.7
10/5/2016									
10/6/2016								147	
12/2/2016									37.8
12/5/2016									
12/6/2016								146	
2/14/2017									35.2
2/15/2017								163	
4/14/2017									37.5
4/17/2017									
4/18/2017								155	
5/26/2017									41.7
6/2/2017								156	
7/10/2017									39
7/11/2017									
7/14/2017								157	
10/10/2017									36.9
10/11/2017								137	
6/12/2018									38.1
6/13/2018								151	
10/16/2018									44.8
10/17/2018									
10/18/2018								154	
4/1/2019									47.2
4/2/2019								140	
9/24/2019								151	42.4
3/18/2020									43
3/19/2020								142	
5/4/2020		361	51.1						
5/11/2020	109								
5/20/2020	76.6	335							
9/3/2020	100	383	50.2						
9/23/2020									41.6
9/24/2020									
9/25/2020								138	
1/28/2021						624	350		
3/24/2021									42.1
3/29/2021		326							
3/30/2021						562	353	145	
3/31/2021			50.9						
4/1/2021	94								
4/19/2021				204	50.8				
7/20/2021		297							
8/18/2021			54.2		56.7				44.5
8/19/2021								141	
8/20/2021	99.7								
8/23/2021		349				561	286		

Time Series

Constituent: Calcium (mg/L) Analysis Run 11/18/2022 2:57 AM View: Constituents View

Plant Bowen Client: Southern Company Data: Bowen AP-1

	BGWC-42D	BGWC-43D	BGWC-44D	BGWC-49D	BGWC-50D	BGWC-51	BGWC-52	BGWC-7	BGWC-8
8/24/2021				238					
2/9/2022			49.1		60.3				
2/10/2022									44.9
2/11/2022								148	
2/14/2022						155	72.8		
2/15/2022		344							
2/17/2022	98.4			239					
7/26/2022			49.7		61.1				41.8
7/28/2022	93.4						52.3	136	
8/1/2022		350		236		112			

Time Series

Constituent: Calcium (mg/L) Analysis Run 11/18/2022 2:57 AM View: Constituents View

Plant Bowen Client: Southern Company Data: Bowen AP-1

	BGWC-9
6/6/2016	66
6/7/2016	
6/8/2016	
8/10/2016	
8/11/2016	65.2
10/4/2016	
10/5/2016	66.7
10/6/2016	
12/2/2016	
12/5/2016	74.6
12/6/2016	
2/14/2017	
2/15/2017	74.6
4/14/2017	
4/17/2017	65.6
4/18/2017	
5/26/2017	70.4
6/2/2017	
7/10/2017	
7/11/2017	66.9
7/14/2017	
10/10/2017	61.7
10/11/2017	
6/12/2018	53.4
6/13/2018	
10/16/2018	
10/17/2018	63
10/18/2018	
4/1/2019	59.3
4/2/2019	
9/24/2019	57.6
3/18/2020	
3/19/2020	61.5
5/4/2020	
5/11/2020	
5/20/2020	
9/3/2020	
9/23/2020	
9/24/2020	59
9/25/2020	
1/28/2021	
3/24/2021	59.9
3/29/2021	
3/30/2021	
3/31/2021	
4/1/2021	
4/19/2021	
7/20/2021	
8/18/2021	63
8/19/2021	
8/20/2021	
8/23/2021	

Time Series

Constituent: Calcium (mg/L) Analysis Run 11/18/2022 2:57 AM View: Constituents View

Plant Bowen Client: Southern Company Data: Bowen AP-1

	BGWC-9
8/24/2021	
2/9/2022	
2/10/2022	65.6
2/11/2022	
2/14/2022	
2/15/2022	
2/17/2022	
7/26/2022	66.3
7/28/2022	
8/1/2022	

Time Series

Constituent: Chloride (mg/L) Analysis Run 11/18/2022 2:57 AM View: Constituents View

Plant Bowen Client: Southern Company Data: Bowen AP-1

	BGWA-2 (bg)	BGWA-29 (bg)	BGWA-33 (bg)	BGWA-47D (bg)	BGWA-48D (bg)	BGWA-6	BGWC-10	BGWC-12	BGWC-14A
6/6/2016	2.9					5.6			
6/7/2016							19	44	
8/9/2016	2.5								
8/10/2016						5.3			
8/11/2016									
8/12/2016								43	
8/16/2016							20		
8/22/2016		4.2							
10/3/2016	2.5								
10/4/2016		2.1				5.6			
10/6/2016								41	
10/7/2016							21		
11/29/2016	2.6								
12/1/2016		1.8				6.2			
12/5/2016								41	
12/6/2016							22		
1/10/2017		1.6							
2/13/2017	2.1								
2/14/2017		1.9				8.8			
2/15/2017								39	
2/16/2017							22		
4/13/2017	2.1					10			
4/14/2017		1.5							
4/18/2017							21	39	
5/25/2017	2.4	1.5				11			
5/30/2017									
6/2/2017							20	37	
7/7/2017	1.9					12			
7/10/2017		1.6							
7/12/2017							23		
7/13/2017								38	
7/14/2017									
10/9/2017	1.9					18			
10/10/2017		1.7						38	
10/11/2017							24		
6/12/2018	3.4	1.8							
6/14/2018							23.1	30.5	
10/16/2018	3.3	1.5				10.7			
10/17/2018								30.7	
10/18/2018							26.9		
4/1/2019	4.2	1.6						24.1	
4/2/2019						9	24.1		
4/3/2019			5.2						
5/2/2019	4.3								
9/23/2019	3.1	1.2				8.6			
9/25/2019							25.1	23.6	
9/26/2019									
9/27/2019			394 (o)						
2/18/2020						8.2			
2/19/2020		1.3							
2/21/2020			2.6						
3/18/2020	3.1	1.4							

Time Series

Constituent: Chloride (mg/L) Analysis Run 11/18/2022 2:57 AM View: Constituents View

Plant Bowen Client: Southern Company Data: Bowen AP-1

	BGWA-2 (bg)	BGWA-29 (bg)	BGWA-33 (bg)	BGWA-47D (bg)	BGWA-48D (bg)	BGWA-6	BGWC-10	BGWC-12	BGWC-14A
3/19/2020						7.8		20.5	
3/20/2020			4						
3/23/2020							20.8		
5/22/2020				6.6					32
5/25/2020					4				
6/23/2020				5.9	5.5				15.7
7/28/2020				5.9	4.6				20.6
9/2/2020				6					18.9
9/3/2020					6.3				
9/23/2020	4.2	1.1				8.4			
9/24/2020							25.4		
9/25/2020			3.3					20.2	
10/1/2020				6	7.5				18.6
11/10/2020				5.5	7.7				19.6
12/15/2020				6.3	8				20.7
1/20/2021				5.7	7.2				21.9
3/23/2021		1.2							
3/24/2021								18.4	14.1
3/25/2021				5.7	7.5				
3/26/2021	3.6								
3/30/2021							23.8		
3/31/2021						13.4			
4/1/2021			2.9						
8/16/2021	3.4	1.1		5.7	8	15.6			
8/18/2021							25.1	15.8	17.1
8/25/2021			3.3						
2/9/2022	3.7			5.4	8.9	10.1			10.8
2/10/2022		1.2							
2/11/2022							28.2	16.4	
2/16/2022			2.8						
7/26/2022	3.2	0.97 (J)		5.5	4.6	8.5			19.6
7/27/2022								16.2	
7/28/2022							30		
8/3/2022			3.4						

Time Series

Constituent: Chloride (mg/L) Analysis Run 11/18/2022 2:57 AM View: Constituents View

Plant Bowen Client: Southern Company Data: Bowen AP-1

	BGWC-16
6/6/2016	
6/7/2016	37
8/9/2016	
8/10/2016	
8/11/2016	41
8/12/2016	
8/16/2016	
8/22/2016	
10/3/2016	
10/4/2016	
10/6/2016	
10/7/2016	44
11/29/2016	
12/1/2016	
12/5/2016	
12/6/2016	48
1/10/2017	
2/13/2017	
2/14/2017	
2/15/2017	
2/16/2017	46
4/13/2017	
4/14/2017	
4/18/2017	41
5/25/2017	
5/30/2017	38
6/2/2017	
7/7/2017	
7/10/2017	
7/12/2017	
7/13/2017	
7/14/2017	35
10/9/2017	
10/10/2017	
10/11/2017	36
6/12/2018	27.2
6/14/2018	
10/16/2018	
10/17/2018	
10/18/2018	25.2
4/1/2019	
4/2/2019	20.3
4/3/2019	
5/2/2019	
9/23/2019	
9/25/2019	
9/26/2019	28.7
9/27/2019	
2/18/2020	
2/19/2020	
2/21/2020	
3/18/2020	

Time Series

Constituent: Chloride (mg/L) Analysis Run 11/18/2022 2:57 AM View: Constituents View

Plant Bowen Client: Southern Company Data: Bowen AP-1

	BGWC-16
3/19/2020	22
3/20/2020	
3/23/2020	
5/22/2020	
5/25/2020	
6/23/2020	
7/28/2020	
9/2/2020	
9/3/2020	
9/23/2020	
9/24/2020	28.8
9/25/2020	
10/1/2020	
11/10/2020	
12/15/2020	
1/20/2021	
3/23/2021	
3/24/2021	24
3/25/2021	
3/26/2021	
3/30/2021	
3/31/2021	
4/1/2021	
8/16/2021	
8/18/2021	19.9
8/25/2021	
2/9/2022	
2/10/2022	
2/11/2022	22.3
2/16/2022	
7/26/2022	
7/27/2022	23.1
7/28/2022	
8/3/2022	

Time Series

Constituent: Chloride (mg/L) Analysis Run 11/18/2022 2:57 AM View: Constituents View

Plant Bowen Client: Southern Company Data: Bowen AP-1

	BGWC-17	BGWC-18	BGWC-19	BGWC-20	BGWC-21	BGWC-22	BGWC-23	BGWC-24	BGWC-25
6/7/2016	26								
6/8/2016		48	23	130	7.1	440			6.4
6/9/2016							480	1900	
8/11/2016	34								
8/12/2016		27	26	130					
8/15/2016									4.3
8/18/2016					6.9	500	400	1600	
10/7/2016	38	72	41						
10/10/2016				140	7.1	480	390	1400	3.5
12/6/2016	45	73							
12/7/2016			23	130			450	970	
12/8/2016					6.3	540			2.8
1/23/2017									
2/7/2017									
2/16/2017	40	19	31						
2/17/2017				140	5.6	570			
2/20/2017							470	1900	4.2
3/27/2017									
4/17/2017									
4/19/2017	38	13	30	140	5		420	1900	
4/20/2017						740			4.1
5/22/2017									
5/30/2017	41								
6/1/2017		8	13	130	4.9				4.4
6/5/2017						530	450	1900	
7/11/2017									
7/14/2017	36	11	19						
7/17/2017							470	2100	5
7/18/2017				140	4.2				
7/19/2017						540			
8/23/2017									
10/10/2017									
10/11/2017	45	24	19	130			510	1600	4.1
10/12/2017					4.8	700			
6/13/2018				150			598	1880	
6/14/2018	33.3	7.3			3.3	725			3.4
6/15/2018			9.3						
10/17/2018	41.8								
10/18/2018		10.9							
10/19/2018			15.3		4.1				
10/22/2018				149		827	639	2050	3.9
4/2/2019	18.7	4.5							
4/3/2019			9.7	144	5	856	679	1890	
4/4/2019									3.8
5/2/2019						999			
9/26/2019	47.1	60.5	26	128					
9/27/2019						996	918		
9/30/2019					4.7			2040	5.2
2/25/2020						547			
2/26/2020									
3/19/2020	21.9								
3/20/2020		5.3	6.6		4.2	665			

Time Series

Constituent: Chloride (mg/L) Analysis Run 11/18/2022 2:57 AM View: Constituents View

Plant Bowen Client: Southern Company Data: Bowen AP-1

	BGWC-17	BGWC-18	BGWC-19	BGWC-20	BGWC-21	BGWC-22	BGWC-23	BGWC-24	BGWC-25
3/23/2020				125			788		
3/24/2020									3.6
3/25/2020								1670	
9/24/2020	50.1	30.3			4	1050	988		
9/25/2020								1640	
9/28/2020			8.6	152					5.6
3/24/2021	35.6	6.1							
3/25/2021									
3/26/2021			5.8				928	1240	5.7
3/29/2021				131	5	886			
7/19/2021						579	570	575	
7/20/2021									
8/19/2021	38.2	10.4							5.1
8/20/2021			4.4	144	4.4				
8/23/2021						879	898	1250	
11/1/2021						744	688	661	
2/11/2022	38.5								
2/14/2022							925		
2/15/2022						789		1120	
2/16/2022		7.7	6.7	141	4				5.7
7/27/2022	43.2	14.9	7.8	169					6.2
7/28/2022					4.7				
8/1/2022							794		
8/2/2022						828		17.1	
10/21/2022								836 (R)	

Time Series

Constituent: Chloride (mg/L) Analysis Run 11/18/2022 2:57 AM View: Constituents View

Plant Bowen Client: Southern Company Data: Bowen AP-1

	BGWC-30
6/7/2016	
6/8/2016	
6/9/2016	
8/11/2016	
8/12/2016	
8/15/2016	
8/18/2016	
10/7/2016	
10/10/2016	
12/6/2016	
12/7/2016	
12/8/2016	
1/23/2017	780
2/7/2017	780
2/16/2017	
2/17/2017	
2/20/2017	
3/27/2017	790
4/17/2017	770
4/19/2017	
4/20/2017	
5/22/2017	890
5/30/2017	
6/1/2017	
6/5/2017	870
7/11/2017	840
7/14/2017	
7/17/2017	
7/18/2017	
7/19/2017	
8/23/2017	800
10/10/2017	730
10/11/2017	
10/12/2017	
6/13/2018	
6/14/2018	
6/15/2018	390
10/17/2018	
10/18/2018	
10/19/2018	
10/22/2018	400
4/2/2019	333
4/3/2019	
4/4/2019	
5/2/2019	
9/26/2019	
9/27/2019	143
9/30/2019	
2/25/2020	
2/26/2020	100
3/19/2020	
3/20/2020	

Time Series

Constituent: Chloride (mg/L) Analysis Run 11/18/2022 2:57 AM View: Constituents View

Plant Bowen Client: Southern Company Data: Bowen AP-1

	BGWC-30
3/23/2020	117
3/24/2020	
3/25/2020	
9/24/2020	
9/25/2020	127
9/28/2020	
3/24/2021	
3/25/2021	85.5
3/26/2021	
3/29/2021	
7/19/2021	
7/20/2021	95.3
8/19/2021	117
8/20/2021	
8/23/2021	
11/1/2021	133
2/11/2022	
2/14/2022	146
2/15/2022	
2/16/2022	
7/27/2022	
7/28/2022	
8/1/2022	114
8/2/2022	
10/21/2022	

Time Series

Constituent: Chloride (mg/L) Analysis Run 11/18/2022 2:57 AM View: Constituents View

Plant Bowen Client: Southern Company Data: Bowen AP-1

	BGWC-31	BGWC-32	BGWC-34D	BGWC-35D	BGWC-36D	BGWC-37D	BGWC-38D	BGWC-39	BGWC-40
10/17/2018					492				
10/18/2018	51.2								
10/19/2018			28						
10/22/2018		274		573					
4/2/2019					378				
4/4/2019	32.7		28.4	605					
4/5/2019		270							
5/3/2019		257							
9/24/2019	38		32.2						
9/26/2019		358		500					
9/27/2019					357				
11/15/2019		455							
12/13/2019								703	
12/16/2019									254
2/25/2020				441		160			
2/26/2020					185				
2/27/2020							386		
3/23/2020	28.4				187				
3/24/2020		203	28.4			127	445	155	
3/25/2020				291					219
5/4/2020									
9/2/2020							309		
9/25/2020		449		435		105			
9/28/2020	34.5		36.6		277				
9/29/2020								792	218
3/25/2021					248				
3/26/2021				696		87.7			
3/29/2021	9.4						227		
3/30/2021		355	37.2						175
3/31/2021								337	
8/19/2021							155		
8/20/2021	34.9			545		92.3			
8/23/2021					268				
8/24/2021			40.1					521	156
8/25/2021		274							
11/1/2021							206		
2/14/2022					241		237		
2/15/2022									
2/16/2022	30.9	262	39.2					409	150
2/17/2022				627		105			
7/28/2022	32.9		44.9	666		138			149
7/29/2022		292			283				
8/2/2022							244	560	

Time Series

Constituent: Chloride (mg/L) Analysis Run 11/18/2022 2:57 AM View: Constituents View

Plant Bowen Client: Southern Company Data: Bowen AP-1

	BGWC-41D
10/17/2018	
10/18/2018	
10/19/2018	
10/22/2018	
4/2/2019	
4/4/2019	
4/5/2019	
5/3/2019	
9/24/2019	
9/26/2019	
9/27/2019	
11/15/2019	
12/13/2019	
12/16/2019	
2/25/2020	
2/26/2020	
2/27/2020	
3/23/2020	
3/24/2020	
3/25/2020	
5/4/2020	218
9/2/2020	210
9/25/2020	
9/28/2020	
9/29/2020	
3/25/2021	
3/26/2021	
3/29/2021	
3/30/2021	
3/31/2021	261
8/19/2021	
8/20/2021	
8/23/2021	
8/24/2021	262
8/25/2021	
11/1/2021	
2/14/2022	
2/15/2022	296
2/16/2022	
2/17/2022	
7/28/2022	
7/29/2022	381
8/2/2022	

Time Series

Constituent: Chloride (mg/L) Analysis Run 11/18/2022 2:57 AM View: Constituents View

Plant Bowen Client: Southern Company Data: Bowen AP-1

	BGWC-42D	BGWC-43D	BGWC-44D	BGWC-49D	BGWC-50D	BGWC-51	BGWC-52	BGWC-7	BGWC-8
6/6/2016									
6/7/2016									2
6/8/2016								11	
8/10/2016									2.1
8/11/2016								11	
10/4/2016									2.3
10/5/2016									
10/6/2016								11	
12/2/2016									2.1
12/5/2016									
12/6/2016								11	
2/14/2017									2
2/15/2017								12	
4/14/2017									1.7
4/17/2017									
4/18/2017								12	
5/26/2017									1.6
6/2/2017								11	
7/10/2017									1.5
7/11/2017									
7/14/2017								11	
10/10/2017									1.9
10/11/2017								12	
6/12/2018									2.3
6/13/2018								10.8	
10/16/2018									2.6
10/17/2018									
10/18/2018								11.7	
4/1/2019									1.8
4/2/2019								9.4	
9/24/2019								8	1.5
3/18/2020									1.5
3/19/2020								8.4	
5/4/2020		535	12.7						
5/11/2020	84.6								
5/20/2020	73.4	550							
9/3/2020	115	564	18.6						
9/23/2020									1.5
9/24/2020									
9/25/2020								13.1	
1/28/2021						835	484		
3/24/2021									1.5
3/29/2021		443							
3/30/2021						772	472	8.8	
3/31/2021			21.9						
4/1/2021	98.2								
4/19/2021				419	25.6				
7/20/2021		384							
8/18/2021			12.8		10				1.7
8/19/2021								7.6	
8/20/2021	131								
8/23/2021		478				756	384		

Time Series

Constituent: Chloride (mg/L) Analysis Run 11/18/2022 2:57 AM View: Constituents View

Plant Bowen Client: Southern Company Data: Bowen AP-1

	BGWC-42D	BGWC-43D	BGWC-44D	BGWC-49D	BGWC-50D	BGWC-51	BGWC-52	BGWC-7	BGWC-8
8/24/2021				433					
2/9/2022			17		15.3				
2/10/2022									1.6
2/11/2022								8	
2/14/2022						128	46.8		
2/15/2022		496							
2/17/2022	126			410					
7/26/2022			14.7		18.2				1.6
7/28/2022	117						33.9	8.9	
8/1/2022		487		415		95.4			

Time Series

Constituent: Chloride (mg/L) Analysis Run 11/18/2022 2:57 AM View: Constituents View

Plant Bowen Client: Southern Company Data: Bowen AP-1

	BGWC-9
6/6/2016	27
6/7/2016	
6/8/2016	
8/10/2016	
8/11/2016	30
10/4/2016	
10/5/2016	36
10/6/2016	
12/2/2016	
12/5/2016	40
12/6/2016	
2/14/2017	
2/15/2017	38
4/14/2017	
4/17/2017	35
4/18/2017	
5/26/2017	35
6/2/2017	
7/10/2017	
7/11/2017	33
7/14/2017	
10/10/2017	35
10/11/2017	
6/12/2018	21.3
6/13/2018	
10/16/2018	
10/17/2018	29.4
10/18/2018	
4/1/2019	13.4
4/2/2019	
9/24/2019	13.2
3/18/2020	
3/19/2020	7.3
5/4/2020	
5/11/2020	
5/20/2020	
9/3/2020	
9/23/2020	
9/24/2020	9.2
9/25/2020	
1/28/2021	
3/24/2021	8
3/29/2021	
3/30/2021	
3/31/2021	
4/1/2021	
4/19/2021	
7/20/2021	
8/18/2021	8.5
8/19/2021	
8/20/2021	
8/23/2021	

Time Series

Constituent: Chloride (mg/L) Analysis Run 11/18/2022 2:57 AM View: Constituents View

Plant Bowen Client: Southern Company Data: Bowen AP-1

	BGWC-9
8/24/2021	
2/9/2022	
2/10/2022	8.9
2/11/2022	
2/14/2022	
2/15/2022	
2/17/2022	
7/26/2022	10.9
7/28/2022	
8/1/2022	

Time Series

Constituent: Chromium (mg/L) Analysis Run 11/18/2022 2:57 AM View: Constituents View

Plant Bowen Client: Southern Company Data: Bowen AP-1

	BGWA-2 (bg)	BGWA-29 (bg)	BGWA-33 (bg)	BGWA-47D (bg)	BGWA-48D (bg)	BGWA-6	BGWC-10	BGWC-12	BGWC-14A
6/6/2016	<0.005					<0.005			
6/7/2016							<0.005	<0.005	
8/9/2016	0.0019 (J)								
8/10/2016						0.0044 (J)			
8/11/2016									
8/12/2016								<0.005	
8/16/2016							<0.005		
8/22/2016		<0.005							
10/3/2016	<0.005								
10/4/2016		0.0013 (J)				<0.005			
10/6/2016								<0.005	
10/7/2016							<0.005		
11/29/2016	<0.005								
12/1/2016		<0.005				<0.005			
12/5/2016								<0.005	
12/6/2016							<0.005		
1/10/2017		<0.005							
2/13/2017	<0.005								
2/14/2017		<0.005				<0.005			
2/15/2017								<0.005	
2/16/2017							<0.005		
4/13/2017	0.0005 (J)					<0.005			
4/14/2017		0.0005 (J)							
4/18/2017							<0.005	<0.005	
5/25/2017	<0.005	0.0004 (J)				<0.005			
5/30/2017									
6/2/2017							<0.005	0.0003 (J)	
7/7/2017	0.0008 (J)					<0.005			
7/10/2017		0.0005 (J)							
7/12/2017							<0.005		
7/13/2017								<0.005	
7/14/2017									
3/26/2018	<0.005	<0.005							
3/27/2018							<0.005		
3/28/2018								<0.005	
2/25/2019	<0.005								
2/27/2019		<0.005							
2/28/2019							<0.005	<0.005	
4/1/2019	<0.005	<0.005						<0.005	
4/2/2019						<0.005	<0.005		
4/3/2019			<0.005						
9/23/2019	<0.005	0.00047 (J)				<0.005			
9/25/2019							<0.005	0.00055 (J)	
9/26/2019									
9/27/2019			<0.005						
2/18/2020	0.00048 (J)					<0.005			
2/19/2020		0.00053 (J)							
2/20/2020							<0.005		
2/21/2020			0.00051 (J)						
2/24/2020								<0.005	
3/18/2020	<0.005	0.00052 (J)							
3/19/2020						0.0015 (J)		0.0004 (J)	

Time Series

Constituent: Chromium (mg/L) Analysis Run 11/18/2022 2:57 AM View: Constituents View

Plant Bowen Client: Southern Company Data: Bowen AP-1

	BGWA-2 (bg)	BGWA-29 (bg)	BGWA-33 (bg)	BGWA-47D (bg)	BGWA-48D (bg)	BGWA-6	BGWC-10	BGWC-12	BGWC-14A
3/20/2020			0.0007 (J)						
3/23/2020							0.0011 (J)		
5/22/2020				0.00044 (J)					<0.005
5/25/2020					<0.005				
6/23/2020				0.00043 (J)	0.00042 (J)				<0.005
7/28/2020				<0.005	<0.005				<0.005
9/2/2020				<0.005					<0.005
9/3/2020					<0.005				
9/23/2020	<0.005	<0.005				<0.005			
9/24/2020							<0.005		
9/25/2020			0.00083 (J)					0.00058 (J)	
10/1/2020				0.0014 (J)	0.00056 (J)				<0.005
11/10/2020				0.00059 (J)	<0.005				<0.005
12/15/2020				0.00069	<0.005				<0.005
1/20/2021				0.00061 (J)	<0.005				<0.005
2/16/2021	<0.005	0.00071 (J)							
2/17/2021				0.00099 (J)	0.00069 (J)				
2/18/2021						<0.005	<0.005		0.026
2/19/2021			0.00077 (J)					<0.005	
3/23/2021		0.00059 (J)							
3/24/2021								0.00079 (J)	<0.005
3/25/2021				<0.005	<0.005				
3/26/2021	0.00071 (J)								
3/30/2021							<0.005		
3/31/2021						<0.005			
4/1/2021			0.00076 (J)						
8/16/2021	<0.005	<0.005		0.0022 (J)	<0.005	<0.005			
8/18/2021							<0.005	<0.005	<0.005
8/25/2021			<0.005						
2/9/2022	<0.005			<0.005	<0.005	<0.005			<0.005
2/10/2022		<0.005							
2/11/2022							<0.005	<0.005	
2/16/2022			<0.005						
7/26/2022	<0.005	<0.005		<0.005	<0.005	<0.005			<0.005
7/27/2022								<0.005	
7/28/2022							<0.005		
8/3/2022			<0.005						

Time Series

Constituent: Chromium (mg/L) Analysis Run 11/18/2022 2:57 AM View: Constituents View

Plant Bowen Client: Southern Company Data: Bowen AP-1

	BGWC-16
6/6/2016	
6/7/2016	<0.005
8/9/2016	
8/10/2016	
8/11/2016	<0.005
8/12/2016	
8/16/2016	
8/22/2016	
10/3/2016	
10/4/2016	
10/6/2016	
10/7/2016	<0.005
11/29/2016	
12/1/2016	
12/5/2016	
12/6/2016	<0.005
1/10/2017	
2/13/2017	
2/14/2017	
2/15/2017	
2/16/2017	<0.005
4/13/2017	
4/14/2017	
4/18/2017	<0.005
5/25/2017	
5/30/2017	<0.005
6/2/2017	
7/7/2017	
7/10/2017	
7/12/2017	
7/13/2017	
7/14/2017	<0.005
3/26/2018	
3/27/2018	<0.005
3/28/2018	
2/25/2019	<0.005
2/27/2019	
2/28/2019	
4/1/2019	
4/2/2019	<0.005
4/3/2019	
9/23/2019	
9/25/2019	
9/26/2019	<0.005
9/27/2019	
2/18/2020	
2/19/2020	
2/20/2020	<0.005
2/21/2020	
2/24/2020	
3/18/2020	
3/19/2020	0.00071 (J)

Time Series

Constituent: Chromium (mg/L) Analysis Run 11/18/2022 2:57 AM View: Constituents View

Plant Bowen Client: Southern Company Data: Bowen AP-1

	BGWC-16
3/20/2020	
3/23/2020	
5/22/2020	
5/25/2020	
6/23/2020	
7/28/2020	
9/2/2020	
9/3/2020	
9/23/2020	
9/24/2020	<0.005
9/25/2020	
10/1/2020	
11/10/2020	
12/15/2020	
1/20/2021	
2/16/2021	
2/17/2021	
2/18/2021	0.0019 (J)
2/19/2021	
3/23/2021	
3/24/2021	<0.005
3/25/2021	
3/26/2021	
3/30/2021	
3/31/2021	
4/1/2021	
8/16/2021	
8/18/2021	<0.005
8/25/2021	
2/9/2022	
2/10/2022	
2/11/2022	<0.005
2/16/2022	
7/26/2022	
7/27/2022	<0.005
7/28/2022	
8/3/2022	

Time Series

Constituent: Chromium (mg/L) Analysis Run 11/18/2022 2:57 AM View: Constituents View

Plant Bowen Client: Southern Company Data: Bowen AP-1

	BGWC-17	BGWC-18	BGWC-19	BGWC-20	BGWC-21	BGWC-22	BGWC-23	BGWC-24	BGWC-25
6/7/2016	<0.005								
6/8/2016		<0.005	<0.005	<0.005	<0.005	<0.005			<0.005
6/9/2016							<0.005	<0.005	
8/11/2016	<0.005								
8/12/2016		<0.005	<0.005	<0.005					
8/15/2016									<0.005
8/18/2016					<0.005	<0.005	<0.005	<0.005	
10/7/2016	<0.005	0.0011 (J)	<0.005						
10/10/2016				<0.005	<0.005	<0.005	<0.005	0.0009 (J)	<0.005
12/6/2016	<0.005	<0.005							
12/7/2016			<0.005	<0.005			0.002 (J)	<0.005	
12/8/2016					<0.005	<0.005			<0.005
1/23/2017									
2/7/2017									
2/16/2017	<0.005	<0.005	<0.005						
2/17/2017				<0.005	<0.005	<0.005			
2/20/2017							<0.005	<0.005	<0.005
3/27/2017									
4/17/2017									
4/19/2017	<0.005	<0.005	<0.005	<0.005	<0.005		<0.005	<0.005	
4/20/2017						<0.005			<0.005
5/22/2017									
5/30/2017	<0.005								
6/1/2017		<0.005	<0.005	<0.005	<0.005				<0.005
6/5/2017						<0.005	<0.005	<0.005	
7/11/2017									
7/14/2017	<0.005	<0.005	<0.005						
7/17/2017							<0.005	<0.005	<0.005
7/18/2017				<0.005	<0.005				
7/19/2017						<0.005			
8/23/2017									
3/26/2018									
3/27/2018	<0.005	<0.005	<0.005						
3/28/2018				<0.005	<0.005				<0.005
3/29/2018						<0.005	<0.005	<0.005	
2/27/2019	<0.005	<0.005		0.0048 (J)					
3/1/2019			<0.005			<0.005	0.0033 (J)	<0.005	<0.005
4/2/2019	0.00044 (J)	<0.005							
4/3/2019			<0.005	0.00088 (J)	<0.005	<0.005	0.00057 (J)	<0.005	
4/4/2019									<0.005
9/26/2019	<0.005	<0.005	<0.005	0.0022 (J)					
9/27/2019						<0.005	<0.005		
9/30/2019					<0.005			<0.005	0.0021 (J)
2/24/2020	<0.005	<0.005	<0.005	0.00096 (J)					
2/25/2020						<0.005	<0.005		
2/26/2020					<0.005			0.00051 (J)	<0.005
3/19/2020	0.00039 (J)								
3/20/2020		0.00046 (J)	<0.005		0.00041 (J)	<0.005			
3/23/2020				0.00091 (J)			0.00043 (J)		
3/24/2020									<0.005
3/25/2020								<0.005	
9/24/2020	<0.005	<0.005			<0.005	<0.005	<0.005		

Time Series

Constituent: Chromium (mg/L) Analysis Run 11/18/2022 2:57 AM View: Constituents View

Plant Bowen Client: Southern Company Data: Bowen AP-1

	BGWC-17	BGWC-18	BGWC-19	BGWC-20	BGWC-21	BGWC-22	BGWC-23	BGWC-24	BGWC-25
9/25/2020								0.00058 (J)	
9/28/2020			<0.005	0.0028 (J)					<0.005
2/18/2021	<0.005	<0.005	<0.005	0.00078 (J)					
2/19/2021					<0.005	<0.005	<0.005	<0.005	
2/23/2021									<0.005
3/8/2021									
3/24/2021	<0.005	0.00065 (J)							
3/25/2021									
3/26/2021			<0.005				<0.005	<0.005	<0.005
3/29/2021				0.0011 (J)	0.0025 (J)	<0.005			
8/19/2021	<0.005	<0.005							<0.005
8/20/2021			<0.005	<0.005	<0.005				
8/23/2021						<0.005	0.0015 (J)	<0.005	
2/11/2022	<0.005								
2/14/2022							<0.005		
2/15/2022						<0.005		<0.005	
2/16/2022		<0.005	<0.005	<0.005	<0.005				<0.005
7/27/2022	<0.005	<0.005	<0.005	<0.005					<0.005
7/28/2022					<0.005				
8/1/2022							<0.005		
8/2/2022						<0.005		<0.005	
10/21/2022								<0.005 (R)	

Time Series

Constituent: Chromium (mg/L) Analysis Run 11/18/2022 2:57 AM View: Constituents View

Plant Bowen Client: Southern Company Data: Bowen AP-1

	BGWC-30
6/7/2016	
6/8/2016	
6/9/2016	
8/11/2016	
8/12/2016	
8/15/2016	
8/18/2016	
10/7/2016	
10/10/2016	
12/6/2016	
12/7/2016	
12/8/2016	
1/23/2017	0.001 (J)
2/7/2017	<0.005
2/16/2017	
2/17/2017	
2/20/2017	
3/27/2017	<0.005
4/17/2017	<0.005
4/19/2017	
4/20/2017	
5/22/2017	0.0004 (J)
5/30/2017	
6/1/2017	
6/5/2017	0.0004 (J)
7/11/2017	0.0012 (J)
7/14/2017	
7/17/2017	
7/18/2017	
7/19/2017	
8/23/2017	0.0009 (J)
3/26/2018	<0.005
3/27/2018	
3/28/2018	
3/29/2018	
2/27/2019	
3/1/2019	<0.005
4/2/2019	0.00095 (J)
4/3/2019	
4/4/2019	
9/26/2019	
9/27/2019	0.00056 (J)
9/30/2019	
2/24/2020	
2/25/2020	
2/26/2020	0.00073 (J)
3/19/2020	
3/20/2020	
3/23/2020	0.00098 (J)
3/24/2020	
3/25/2020	
9/24/2020	

Time Series

Constituent: Chromium (mg/L) Analysis Run 11/18/2022 2:57 AM View: Constituents View

Plant Bowen Client: Southern Company Data: Bowen AP-1

	BGWC-30
9/25/2020	0.00087 (J)
9/28/2020	
2/18/2021	
2/19/2021	
2/23/2021	
3/8/2021	0.0011 (J)
3/24/2021	
3/25/2021	0.00082 (J)
3/26/2021	
3/29/2021	
8/19/2021	<0.005
8/20/2021	
8/23/2021	
2/11/2022	
2/14/2022	0.0014 (J)
2/15/2022	
2/16/2022	
7/27/2022	
7/28/2022	
8/1/2022	<0.005
8/2/2022	
10/21/2022	

Time Series

Constituent: Chromium (mg/L) Analysis Run 11/18/2022 2:57 AM View: Constituents View

Plant Bowen Client: Southern Company Data: Bowen AP-1

	BGWC-31	BGWC-32	BGWC-34D	BGWC-35D	BGWC-36D	BGWC-37D	BGWC-38D	BGWC-39	BGWC-40
4/2/2019					0.001 (J)				
4/4/2019	<0.005		<0.005	0.0011 (J)					
4/5/2019		<0.005							
9/24/2019	0.00064 (J)		<0.005						
9/26/2019		0.00062 (J)		0.00067 (J)					
9/27/2019					0.0006 (J)				
2/25/2020				<0.005		<0.005			
2/26/2020	<0.005				<0.005				
2/27/2020		0.00072 (J)	<0.005				0.0031 (J)	<0.005	
2/28/2020									0.00043 (J)
3/23/2020	0.0011 (J)				<0.005				
3/24/2020		0.0012 (J)	<0.005			0.00068 (J)	0.00042 (J)	0.001 (J)	
3/25/2020				<0.005					0.00058 (J)
9/2/2020							<0.005		
9/25/2020		0.00057 (J)		0.00072 (J)		0.00068 (J)			
9/28/2020	0.00056 (J)		<0.005		<0.005				
9/29/2020								<0.005	0.00082 (J)
2/19/2021			<0.005						
2/22/2021	<0.005			<0.005		<0.005		<0.005	<0.005
2/23/2021		<0.005							
3/8/2021					0.00057 (J)				
3/9/2021							<0.005		
3/25/2021					0.00057 (J)				
3/26/2021				<0.005		<0.005			
3/29/2021	<0.005						<0.005		
3/30/2021		<0.005	<0.005						0.00081 (J)
3/31/2021								<0.005	
8/19/2021							<0.005		
8/20/2021	<0.005			<0.005		<0.005			
8/23/2021					<0.005				
8/24/2021			<0.005					<0.005	<0.005
8/25/2021		0.0043 (J)							
2/14/2022					<0.005		<0.005		
2/15/2022									
2/16/2022	<0.005	<0.005	<0.005					<0.005	0.0011 (J)
2/17/2022				<0.005		<0.005			
7/28/2022	<0.005		<0.005	<0.005		<0.005			<0.005
7/29/2022		<0.005			<0.005				
8/2/2022							<0.005	<0.005	

Time Series

Constituent: Chromium (mg/L) Analysis Run 11/18/2022 2:57 AM View: Constituents View

Plant Bowen Client: Southern Company Data: Bowen AP-1

	BGWC-41D
4/2/2019	
4/4/2019	
4/5/2019	
9/24/2019	
9/26/2019	
9/27/2019	
2/25/2020	
2/26/2020	
2/27/2020	
2/28/2020	
3/23/2020	
3/24/2020	
3/25/2020	
9/2/2020	<0.005
9/25/2020	
9/28/2020	
9/29/2020	
2/19/2021	
2/22/2021	<0.005
2/23/2021	
3/8/2021	
3/9/2021	
3/25/2021	
3/26/2021	
3/29/2021	
3/30/2021	
3/31/2021	0.00068 (J)
8/19/2021	
8/20/2021	
8/23/2021	
8/24/2021	<0.005
8/25/2021	
2/14/2022	
2/15/2022	<0.005
2/16/2022	
2/17/2022	
7/28/2022	
7/29/2022	<0.005
8/2/2022	

Time Series

Constituent: Chromium (mg/L) Analysis Run 11/18/2022 2:57 AM View: Constituents View

Plant Bowen Client: Southern Company Data: Bowen AP-1

	BGWC-42D	BGWC-43D	BGWC-44D	BGWC-49D	BGWC-50D	BGWC-51	BGWC-52	BGWC-7	BGWC-8
6/6/2016									
6/7/2016									<0.005
6/8/2016								<0.005	
8/10/2016									0.0052 (J)
8/11/2016								<0.005	
10/4/2016									0.0015 (J)
10/5/2016									
10/6/2016								<0.005	
12/2/2016									0.0013 (J)
12/5/2016									
12/6/2016								<0.005	
2/14/2017									<0.005
2/15/2017								<0.005	
4/14/2017									0.0011 (J)
4/17/2017									
4/18/2017								<0.005	
5/26/2017									0.0008 (J)
6/2/2017								<0.005	
7/10/2017									0.0009 (J)
7/11/2017									
7/14/2017								<0.005	
3/26/2018									<0.005
3/27/2018								<0.005	
2/25/2019									<0.005
2/28/2019								<0.005	
4/1/2019									0.00091 (J)
4/2/2019								<0.005	
9/24/2019								0.00055 (J)	0.063
2/19/2020									0.0011 (J)
2/20/2020									
2/21/2020								<0.005	
3/18/2020									0.0014 (J)
3/19/2020								0.00061 (J)	
9/3/2020	<0.005	<0.005	<0.005						
9/23/2020									0.0013 (J)
9/24/2020									
9/25/2020								<0.005	
1/28/2021						<0.005	<0.005		
2/16/2021									0.001 (J)
2/17/2021									
2/18/2021			0.00093 (J)					<0.005	
2/22/2021	0.0011 (J)								
2/23/2021						0.0006 (J)	<0.005		
3/8/2021		<0.005							
3/24/2021									0.0013 (J)
3/29/2021		<0.005							
3/30/2021						<0.005	0.00061 (J)	0.00095 (J)	
3/31/2021			0.00094 (J)						
4/1/2021	0.00062 (J)								
4/19/2021				0.00071 (J)	<0.005				
8/18/2021			<0.005		<0.005				0.0012 (J)
8/19/2021								<0.005	

Time Series

Constituent: Chromium (mg/L) Analysis Run 11/18/2022 2:57 AM View: Constituents View

Plant Bowen Client: Southern Company Data: Bowen AP-1

	BGWC-42D	BGWC-43D	BGWC-44D	BGWC-49D	BGWC-50D	BGWC-51	BGWC-52	BGWC-7	BGWC-8
8/20/2021	<0.005								
8/23/2021		<0.005				<0.005	<0.005		
8/24/2021				<0.005					
2/9/2022			<0.005		<0.005				
2/10/2022									0.0014 (J)
2/11/2022								<0.005	
2/14/2022						<0.005	0.0013 (J)		
2/15/2022		0.0024 (J)							
2/17/2022	<0.005			<0.005					
7/26/2022			<0.005		<0.005				<0.005
7/28/2022	<0.005						<0.005	<0.005	
8/1/2022		<0.005		<0.005		<0.005			

Time Series

Constituent: Chromium (mg/L) Analysis Run 11/18/2022 2:57 AM View: Constituents View

Plant Bowen Client: Southern Company Data: Bowen AP-1

	BGWC-9
6/6/2016	<0.005
6/7/2016	
6/8/2016	
8/10/2016	
8/11/2016	<0.005
10/4/2016	
10/5/2016	0.002 (J)
10/6/2016	
12/2/2016	
12/5/2016	<0.005
12/6/2016	
2/14/2017	
2/15/2017	<0.005
4/14/2017	
4/17/2017	<0.005
4/18/2017	
5/26/2017	<0.005
6/2/2017	
7/10/2017	
7/11/2017	<0.005
7/14/2017	
3/26/2018	
3/27/2018	<0.005
2/25/2019	
2/28/2019	
4/1/2019	<0.005
4/2/2019	
9/24/2019	<0.005
2/19/2020	
2/20/2020	<0.005
2/21/2020	
3/18/2020	
3/19/2020	<0.005
9/3/2020	
9/23/2020	
9/24/2020	<0.005
9/25/2020	
1/28/2021	
2/16/2021	
2/17/2021	<0.005
2/18/2021	
2/22/2021	
2/23/2021	
3/8/2021	
3/24/2021	<0.005
3/29/2021	
3/30/2021	
3/31/2021	
4/1/2021	
4/19/2021	
8/18/2021	<0.005
8/19/2021	

Time Series

Constituent: Chromium (mg/L) Analysis Run 11/18/2022 2:57 AM View: Constituents View

Plant Bowen Client: Southern Company Data: Bowen AP-1

	BGWC-9
8/20/2021	
8/23/2021	
8/24/2021	
2/9/2022	
2/10/2022	<0.005
2/11/2022	
2/14/2022	
2/15/2022	
2/17/2022	
7/26/2022	<0.005
7/28/2022	
8/1/2022	

Time Series

Constituent: Cobalt (mg/L) Analysis Run 11/18/2022 2:57 AM View: Constituents View

Plant Bowen Client: Southern Company Data: Bowen AP-1

	BGWA-2 (bg)	BGWA-29 (bg)	BGWA-33 (bg)	BGWA-47D (bg)	BGWA-48D (bg)	BGWA-6	BGWC-10	BGWC-12	BGWC-14A
6/6/2016	<0.005					<0.005			
6/7/2016							<0.005	<0.005	
8/9/2016	0.0005 (J)								
8/10/2016						0.0006 (J)			
8/11/2016									
8/12/2016								<0.005	
8/16/2016							<0.005		
8/22/2016		<0.005							
10/3/2016	<0.005								
10/4/2016		<0.005				<0.005			
10/6/2016								<0.005	
10/7/2016							<0.005		
11/29/2016	<0.005								
12/1/2016		<0.005				<0.005			
12/5/2016								0.0006 (J)	
12/6/2016							<0.005		
1/10/2017		<0.005							
2/13/2017	<0.005								
2/14/2017		<0.005				<0.005			
2/15/2017								<0.005	
2/16/2017							<0.005		
4/13/2017	<0.005					<0.005			
4/14/2017		<0.005							
4/18/2017							<0.005	<0.005	
5/25/2017	<0.005	<0.005				<0.005			
5/30/2017									
6/2/2017							<0.005	<0.005	
7/7/2017	<0.005					<0.005			
7/10/2017		<0.005							
7/12/2017							<0.005		
7/13/2017								0.0003 (J)	
7/14/2017									
3/26/2018	<0.005	<0.005							
3/27/2018							<0.005		
3/28/2018								<0.005	
6/12/2018	<0.005	<0.005							
6/14/2018							<0.005	<0.005	
10/16/2018	<0.005	<0.005				0.00094 (J)			
10/17/2018								<0.005	
10/18/2018							<0.005		
2/25/2019	<0.005								
2/27/2019		<0.005							
2/28/2019							<0.005	<0.005	
4/1/2019	0.00014 (J)	<0.005						0.00034 (J)	
4/2/2019						0.00016 (J)	0.00027 (J)		
4/3/2019			0.00011 (J)						
5/2/2019	<0.005								
9/23/2019	0.00047 (J)	<0.005				0.00042 (J)			
9/25/2019							0.00056 (J)	0.0004 (J)	
9/26/2019									
9/27/2019			<0.005						
2/18/2020	<0.005					0.00032 (J)			

Time Series

Constituent: Cobalt (mg/L) Analysis Run 11/18/2022 2:57 AM View: Constituents View

Plant Bowen Client: Southern Company Data: Bowen AP-1

	BGWA-2 (bg)	BGWA-29 (bg)	BGWA-33 (bg)	BGWA-47D (bg)	BGWA-48D (bg)	BGWA-6	BGWC-10	BGWC-12	BGWC-14A
2/19/2020		<0.005							
2/20/2020							<0.005		
2/21/2020			<0.005						
2/24/2020								0.00034 (J)	
3/18/2020	<0.005	<0.005							
3/19/2020						<0.005		0.00035 (J)	
3/20/2020			<0.005						
3/23/2020							0.00031 (J)		
5/22/2020				<0.005					0.00041 (J)
5/25/2020					<0.005				
6/23/2020				0.00031 (J)	<0.005				<0.005
7/28/2020				<0.005	0.00064 (J)				<0.005
9/2/2020				<0.005					0.001 (J)
9/3/2020					<0.005				
9/23/2020	<0.005	<0.005				<0.005			
9/24/2020							<0.005		
9/25/2020			<0.005					0.00049 (J)	
10/1/2020				<0.005	0.00039 (J)				0.0018 (J)
11/10/2020				<0.005	<0.005				0.0016 (J)
12/15/2020				<0.005	<0.005				0.0018
1/20/2021				<0.005	<0.005				0.0019 (J)
2/16/2021	<0.005	<0.005							
2/17/2021				<0.005	<0.005				
2/18/2021						<0.005	<0.005		0.0013 (J)
2/19/2021			<0.005					0.00066 (J)	
3/23/2021		<0.005							
3/24/2021								0.00048 (J)	<0.005
3/25/2021				<0.005	<0.005				
3/26/2021	<0.005								
3/30/2021							0.00052 (J)		
3/31/2021						0.00094 (J)			
4/1/2021			<0.005						
8/16/2021	<0.005	<0.005		<0.005	<0.005	0.00052 (J)			
8/18/2021							0.00042 (J)	0.00085 (J)	0.0034 (J)
8/25/2021			<0.005						
2/9/2022	<0.005			<0.005	<0.005	0.0005 (J)			<0.005
2/10/2022		<0.005							
2/11/2022							0.00047 (J)	0.00057 (J)	
2/16/2022			<0.005						
7/26/2022	<0.005	<0.005		<0.005	<0.005	<0.005			0.003 (J)
7/27/2022								<0.005	
7/28/2022							0.00058 (J)		
8/3/2022			<0.005						

Time Series

Constituent: Cobalt (mg/L) Analysis Run 11/18/2022 2:57 AM View: Constituents View

Plant Bowen Client: Southern Company Data: Bowen AP-1

	BGWC-16
6/6/2016	
6/7/2016	0.0037
8/9/2016	
8/10/2016	
8/11/2016	0.0039 (J)
8/12/2016	
8/16/2016	
8/22/2016	
10/3/2016	
10/4/2016	
10/6/2016	
10/7/2016	0.0043 (J)
11/29/2016	
12/1/2016	
12/5/2016	
12/6/2016	0.005 (J)
1/10/2017	
2/13/2017	
2/14/2017	
2/15/2017	
2/16/2017	0.0054 (J)
4/13/2017	
4/14/2017	
4/18/2017	0.0054 (J)
5/25/2017	
5/30/2017	0.0045 (J)
6/2/2017	
7/7/2017	
7/10/2017	
7/12/2017	
7/13/2017	
7/14/2017	0.0049 (J)
3/26/2018	
3/27/2018	<0.005
3/28/2018	
6/12/2018	0.0048 (J)
6/14/2018	
10/16/2018	
10/17/2018	
10/18/2018	0.0047 (J)
2/25/2019	0.0071 (J)
2/27/2019	
2/28/2019	
4/1/2019	
4/2/2019	0.0056 (J)
4/3/2019	
5/2/2019	
9/23/2019	
9/25/2019	
9/26/2019	0.0093
9/27/2019	
2/18/2020	

Time Series

Constituent: Cobalt (mg/L) Analysis Run 11/18/2022 2:57 AM View: Constituents View

Plant Bowen Client: Southern Company Data: Bowen AP-1

	BGWC-16
2/19/2020	
2/20/2020	0.0092
2/21/2020	
2/24/2020	
3/18/2020	
3/19/2020	0.0089
3/20/2020	
3/23/2020	
5/22/2020	
5/25/2020	
6/23/2020	
7/28/2020	
9/2/2020	
9/3/2020	
9/23/2020	
9/24/2020	0.0095
9/25/2020	
10/1/2020	
11/10/2020	
12/15/2020	
1/20/2021	
2/16/2021	
2/17/2021	
2/18/2021	0.0088
2/19/2021	
3/23/2021	
3/24/2021	0.0078
3/25/2021	
3/26/2021	
3/30/2021	
3/31/2021	
4/1/2021	
8/16/2021	
8/18/2021	0.0098
8/25/2021	
2/9/2022	
2/10/2022	
2/11/2022	0.0097
2/16/2022	
7/26/2022	
7/27/2022	0.012
7/28/2022	
8/3/2022	

Time Series

Constituent: Cobalt (mg/L) Analysis Run 11/18/2022 2:57 AM View: Constituents View

Plant Bowen Client: Southern Company Data: Bowen AP-1

	BGWC-17	BGWC-18	BGWC-19	BGWC-20	BGWC-21	BGWC-22	BGWC-23	BGWC-24	BGWC-25
6/7/2016	<0.005								
6/8/2016		0.00071 (J)	<0.005	<0.005	0.00041 (J)	0.0079			<0.005
6/9/2016							<0.005	0.0026	
8/11/2016	<0.005								
8/12/2016		0.0006 (J)	<0.005	<0.005					
8/15/2016									<0.005
8/18/2016					<0.005	0.0109	<0.005	0.0021 (J)	
10/7/2016	<0.005	0.0005 (J)	<0.005						
10/10/2016				<0.005	<0.005	0.011	<0.005	0.0018 (J)	<0.005
12/6/2016	<0.005	0.0009 (J)							
12/7/2016			<0.005	0.0008 (J)			0.0015 (J)	0.0018 (J)	
12/8/2016					0.0006 (J)	0.013			0.0006 (J)
1/23/2017									
2/7/2017									
2/16/2017	<0.005	<0.005	<0.005						
2/17/2017				<0.005	<0.005	0.0122			
2/20/2017							<0.005	0.0027 (J)	<0.005
3/27/2017									
4/17/2017									
4/19/2017	<0.005	<0.005	<0.005	<0.005	<0.005		<0.005	0.0032 (J)	
4/20/2017						0.0116			<0.005
5/22/2017									
5/30/2017	<0.005								
6/1/2017		<0.005	<0.005	<0.005	<0.005				<0.005
6/5/2017						0.0112	<0.005	0.0034 (J)	
7/11/2017									
7/14/2017	<0.005	<0.005	<0.005						
7/17/2017							<0.005	0.0033 (J)	<0.005
7/18/2017				<0.005	0.0004 (J)				
7/19/2017						0.0131			
8/23/2017									
3/26/2018									
3/27/2018	<0.005	<0.005	<0.005						
3/28/2018				<0.005	<0.005				<0.005
3/29/2018						0.016	<0.005	<0.005	
6/13/2018				<0.005			<0.005	0.0039 (J)	
6/14/2018	<0.005	<0.005			<0.005	0.017			<0.005
6/15/2018			<0.005						
10/17/2018	<0.005								
10/18/2018		<0.005							
10/19/2018			<0.005		<0.005				
10/22/2018				<0.005		0.021	<0.005	0.0043 (J)	<0.005
2/27/2019	<0.005	<0.005		<0.005					
3/1/2019			<0.005			0.017	<0.005	0.0055 (J)	<0.005
4/2/2019	0.00015 (J)	0.00012 (J)							
4/3/2019			7.2E-05 (J)	0.00024 (J)	0.00064 (J)	0.019	0.00058 (J)	0.0048 (J)	
4/4/2019									0.00022 (J)
5/2/2019						0.023 (J)			
9/26/2019	<0.005	<0.005	<0.005	<0.005					
9/27/2019						0.027	0.00034 (J)		
9/30/2019					0.0004 (J)			0.0048 (J)	<0.005
2/24/2020	<0.005	<0.005	<0.005	<0.005					

Time Series

Constituent: Cobalt (mg/L) Analysis Run 11/18/2022 2:57 AM View: Constituents View

Plant Bowen Client: Southern Company Data: Bowen AP-1

	BGWC-17	BGWC-18	BGWC-19	BGWC-20	BGWC-21	BGWC-22	BGWC-23	BGWC-24	BGWC-25
2/25/2020						0.017	0.00046 (J)		
2/26/2020					0.00037 (J)			0.0045 (J)	<0.005
3/19/2020	<0.005								
3/20/2020		<0.005	<0.005		<0.005	0.02			
3/23/2020				0.00036 (J)			0.0004 (J)		
3/24/2020									<0.005
3/25/2020								0.0037 (J)	
9/24/2020	<0.005	<0.005			0.00098 (J)	0.041	<0.005		
9/25/2020								0.0038 (J)	
9/28/2020			<0.005	<0.005					<0.005
2/18/2021	<0.005	<0.005	<0.005	<0.005					
2/19/2021					0.0013 (J)	0.032	0.00044 (J)	0.0042 (J)	
2/23/2021									<0.005
3/8/2021									
3/24/2021	<0.005	<0.005							
3/25/2021									
3/26/2021			<0.005				<0.005	<0.005	<0.005
3/29/2021				<0.005	0.00069 (J)	0.029 (J)			
7/19/2021						0.039	<0.005	0.0034 (J)	
7/20/2021									
8/19/2021	<0.005	<0.005							<0.005
8/20/2021			<0.005	<0.005	0.00058 (J)				
8/23/2021						0.029	0.00047 (J)	0.0062	
11/1/2021						0.04	<0.005	0.0038 (J)	
2/11/2022	<0.005								
2/14/2022							<0.005		
2/15/2022						0.03		0.0037 (J)	
2/16/2022		<0.005	<0.005	<0.005	0.0021 (J)				<0.005
7/27/2022	<0.005	<0.005	<0.005	<0.005					<0.005
7/28/2022					0.0027 (J)				
8/1/2022							<0.005		
8/2/2022						0.034		<0.005	
10/21/2022								0.0026 (J)	

Time Series

Constituent: Cobalt (mg/L) Analysis Run 11/18/2022 2:57 AM View: Constituents View

Plant Bowen Client: Southern Company Data: Bowen AP-1

	BGWC-30
6/7/2016	
6/8/2016	
6/9/2016	
8/11/2016	
8/12/2016	
8/15/2016	
8/18/2016	
10/7/2016	
10/10/2016	
12/6/2016	
12/7/2016	
12/8/2016	
1/23/2017	0.0012 (J)
2/7/2017	0.0008 (J)
2/16/2017	
2/17/2017	
2/20/2017	
3/27/2017	0.001 (J)
4/17/2017	0.0009 (J)
4/19/2017	
4/20/2017	
5/22/2017	0.0008 (J)
5/30/2017	
6/1/2017	
6/5/2017	0.0008 (J)
7/11/2017	0.0008 (J)
7/14/2017	
7/17/2017	
7/18/2017	
7/19/2017	
8/23/2017	0.0006 (J)
3/26/2018	<0.005
3/27/2018	
3/28/2018	
3/29/2018	
6/13/2018	
6/14/2018	
6/15/2018	<0.005
10/17/2018	
10/18/2018	
10/19/2018	
10/22/2018	<0.005
2/27/2019	
3/1/2019	<0.005
4/2/2019	0.00022 (J)
4/3/2019	
4/4/2019	
5/2/2019	
9/26/2019	
9/27/2019	<0.005
9/30/2019	
2/24/2020	

Time Series

Constituent: Cobalt (mg/L) Analysis Run 11/18/2022 2:57 AM View: Constituents View

Plant Bowen Client: Southern Company Data: Bowen AP-1

	BGWC-30
2/25/2020	
2/26/2020	<0.005
3/19/2020	
3/20/2020	
3/23/2020	<0.005
3/24/2020	
3/25/2020	
9/24/2020	
9/25/2020	<0.005
9/28/2020	
2/18/2021	
2/19/2021	
2/23/2021	
3/8/2021	<0.005
3/24/2021	
3/25/2021	<0.005
3/26/2021	
3/29/2021	
7/19/2021	
7/20/2021	<0.005
8/19/2021	0.002 (J)
8/20/2021	
8/23/2021	
11/1/2021	<0.005
2/11/2022	
2/14/2022	<0.005
2/15/2022	
2/16/2022	
7/27/2022	
7/28/2022	
8/1/2022	<0.005
8/2/2022	
10/21/2022	

Time Series

Constituent: Cobalt (mg/L) Analysis Run 11/18/2022 2:57 AM View: Constituents View

Plant Bowen Client: Southern Company Data: Bowen AP-1

	BGWC-31	BGWC-32	BGWC-34D	BGWC-35D	BGWC-36D	BGWC-37D	BGWC-38D	BGWC-39	BGWC-40
10/17/2018					0.00057 (J)				
10/18/2018	0.00079 (J)								
10/19/2018			0.0012 (J)						
10/22/2018		0.0037 (J)		<0.005					
4/2/2019					0.0011 (J)				
4/4/2019	0.00051 (J)		0.00042 (J)	0.0011 (J)					
4/5/2019		0.011							
5/3/2019		0.0078 (J)							
9/24/2019	0.00041 (J)		<0.005						
9/26/2019		0.01		0.0019 (J)					
9/27/2019					0.0009 (J)				
11/15/2019		0.0077							
12/13/2019								0.0033 (J)	
2/25/2020				0.0011 (J)		0.0015 (J)			
2/26/2020	0.00031 (J)				0.00058 (J)				
2/27/2020		0.00095 (J)	<0.005				0.014	0.00047 (J)	
2/28/2020									0.00049 (J)
3/23/2020	0.00036 (J)				0.00049 (J)				
3/24/2020		0.0037 (J)	0.00039 (J)			0.0019 (J)	0.0065	<0.005	
3/25/2020				0.00046 (J)					0.00056 (J)
9/2/2020							0.0043 (J)		
9/25/2020		0.0081		0.00082 (J)		0.0011 (J)			
9/28/2020	0.00046 (J)		0.00048 (J)		0.00038 (J)				
9/29/2020								0.00061 (J)	0.00044 (J)
2/19/2021			0.00057 (J)						
2/22/2021	<0.005			0.0011 (J)		0.0007 (J)		<0.005	0.0006 (J)
2/23/2021		0.0062							
3/8/2021					<0.005				
3/9/2021							0.0014 (J)		
3/25/2021					<0.005				
3/26/2021				0.0015 (J)		0.0011 (J)			
3/29/2021	<0.005						0.0015 (J)		
3/30/2021		0.0014 (J)	0.00065 (J)						0.00052 (J)
3/31/2021								<0.005	
8/19/2021							0.004 (J)		
8/20/2021	<0.005			0.0018 (J)		0.00088 (J)			
8/23/2021					<0.005				
8/24/2021			0.00085 (J)					<0.005	0.00061 (J)
8/25/2021		0.0018 (J)							
11/1/2021							0.0033 (J)		
2/14/2022					<0.005		0.0019 (J)		
2/15/2022									
2/16/2022	<0.005	<0.005	0.001 (J)					<0.005	0.00052 (J)
2/17/2022				0.0024 (J)		0.00056 (J)			
7/28/2022	<0.005		0.0012 (J)	0.0038 (J)		<0.005			0.00042 (J)
7/29/2022		0.0022 (J)			<0.005				
8/2/2022							0.0019 (J)	<0.005	

Time Series

Constituent: Cobalt (mg/L) Analysis Run 11/18/2022 2:57 AM View: Constituents View

Plant Bowen Client: Southern Company Data: Bowen AP-1

	BGWC-41D
10/17/2018	
10/18/2018	
10/19/2018	
10/22/2018	
4/2/2019	
4/4/2019	
4/5/2019	
5/3/2019	
9/24/2019	
9/26/2019	
9/27/2019	
11/15/2019	
12/13/2019	
2/25/2020	
2/26/2020	
2/27/2020	
2/28/2020	
3/23/2020	
3/24/2020	
3/25/2020	
9/2/2020	0.00075 (J)
9/25/2020	
9/28/2020	
9/29/2020	
2/19/2021	
2/22/2021	0.00053 (J)
2/23/2021	
3/8/2021	
3/9/2021	
3/25/2021	
3/26/2021	
3/29/2021	
3/30/2021	
3/31/2021	<0.005
8/19/2021	
8/20/2021	
8/23/2021	
8/24/2021	0.00044 (J)
8/25/2021	
11/1/2021	
2/14/2022	
2/15/2022	<0.005
2/16/2022	
2/17/2022	
7/28/2022	
7/29/2022	0.0004 (J)
8/2/2022	

Time Series

Constituent: Cobalt (mg/L) Analysis Run 11/18/2022 2:57 AM View: Constituents View

Plant Bowen Client: Southern Company Data: Bowen AP-1

	BGWC-42D	BGWC-43D	BGWC-44D	BGWC-49D	BGWC-50D	BGWC-51	BGWC-52	BGWC-7	BGWC-8
6/6/2016									
6/7/2016									0.00013 (J)
6/8/2016								0.00081 (J)	
8/10/2016									0.0003 (J)
8/11/2016								0.0007 (J)	
10/4/2016									<0.005
10/5/2016									
10/6/2016								<0.005	
12/2/2016									<0.005
12/5/2016									
12/6/2016								0.0009 (J)	
2/14/2017									<0.005
2/15/2017								<0.005	
4/14/2017									<0.005
4/17/2017									
4/18/2017								0.0005 (J)	
5/26/2017									<0.005
6/2/2017								0.0006 (J)	
7/10/2017									<0.005
7/11/2017									
7/14/2017								0.0006 (J)	
3/26/2018									<0.005
3/27/2018								<0.005	
6/12/2018									<0.005
6/13/2018								0.00068 (J)	
10/16/2018									<0.005
10/17/2018									
10/18/2018								<0.005	
2/25/2019									<0.005
2/28/2019								0.00067 (J)	
4/1/2019									5.6E-05 (J)
4/2/2019								0.00094 (J)	
9/24/2019								0.00078 (J)	0.0012 (J)
2/19/2020									<0.005
2/20/2020									
2/21/2020								0.00081 (J)	
3/18/2020									<0.005
3/19/2020								0.00091 (J)	
9/3/2020	<0.005	0.002 (J)	<0.005						
9/23/2020									<0.005
9/24/2020									
9/25/2020								0.00077 (J)	
1/28/2021						<0.005	0.0048 (J)		
2/16/2021									<0.005
2/17/2021									
2/18/2021			<0.005					0.00074 (J)	
2/22/2021	<0.005								
2/23/2021						<0.005	0.0033 (J)		
3/8/2021		0.0043 (J)							
3/24/2021									<0.005
3/29/2021		0.0057							
3/30/2021						<0.005	0.0031 (J)	0.00085 (J)	

Time Series

Constituent: Cobalt (mg/L) Analysis Run 11/18/2022 2:57 AM View: Constituents View

Plant Bowen Client: Southern Company Data: Bowen AP-1

	BGWC-42D	BGWC-43D	BGWC-44D	BGWC-49D	BGWC-50D	BGWC-51	BGWC-52	BGWC-7	BGWC-8
3/31/2021			<0.005						
4/1/2021	<0.005								
4/19/2021				0.00079 (J)	0.0013 (J)				
7/20/2021		0.0057							
8/18/2021			<0.005		0.0016 (J)				<0.005
8/19/2021								0.0008 (J)	
8/20/2021	<0.005								
8/23/2021		0.0051				<0.005	0.0036 (J)		
8/24/2021				0.001 (J)					
2/9/2022			<0.005		0.00079 (J)				
2/10/2022									<0.005
2/11/2022								0.00068 (J)	
2/14/2022						<0.005	0.00044 (J)		
2/15/2022		0.0038 (J)							
2/17/2022	<0.005			0.00088 (J)					
7/26/2022			<0.005		0.00072 (J)				<0.005
7/28/2022	<0.005						0.00082 (J)	0.00074 (J)	
8/1/2022		0.0024 (J)		0.00065 (J)		<0.005			

Time Series

Constituent: Cobalt (mg/L) Analysis Run 11/18/2022 2:57 AM View: Constituents View

Plant Bowen Client: Southern Company Data: Bowen AP-1

	BGWC-9
6/6/2016	<0.005
6/7/2016	
6/8/2016	
8/10/2016	
8/11/2016	0.0003 (J)
10/4/2016	
10/5/2016	<0.005
10/6/2016	
12/2/2016	
12/5/2016	0.0006 (J)
12/6/2016	
2/14/2017	
2/15/2017	<0.005
4/14/2017	
4/17/2017	<0.005
4/18/2017	
5/26/2017	<0.005
6/2/2017	
7/10/2017	
7/11/2017	<0.005
7/14/2017	
3/26/2018	
3/27/2018	<0.005
6/12/2018	<0.005
6/13/2018	
10/16/2018	
10/17/2018	<0.005
10/18/2018	
2/25/2019	
2/28/2019	
4/1/2019	0.00024 (J)
4/2/2019	
9/24/2019	<0.005
2/19/2020	
2/20/2020	<0.005
2/21/2020	
3/18/2020	
3/19/2020	<0.005
9/3/2020	
9/23/2020	
9/24/2020	<0.005
9/25/2020	
1/28/2021	
2/16/2021	
2/17/2021	<0.005
2/18/2021	
2/22/2021	
2/23/2021	
3/8/2021	
3/24/2021	<0.005
3/29/2021	
3/30/2021	

Time Series

Constituent: Cobalt (mg/L) Analysis Run 11/18/2022 2:57 AM View: Constituents View

Plant Bowen Client: Southern Company Data: Bowen AP-1

	BGWC-9
3/31/2021	
4/1/2021	
4/19/2021	
7/20/2021	
8/18/2021	<0.005
8/19/2021	
8/20/2021	
8/23/2021	
8/24/2021	
2/9/2022	
2/10/2022	<0.005
2/11/2022	
2/14/2022	
2/15/2022	
2/17/2022	
7/26/2022	<0.005
7/28/2022	
8/1/2022	

Time Series

Constituent: Combined Radium 226 + 228 (pCi/L) Analysis Run 11/18/2022 2:57 AM View: Constituents View

Plant Bowen Client: Southern Company Data: Bowen AP-1

	BGWA-2 (bg)	BGWA-29 (bg)	BGWA-33 (bg)	BGWA-47D (bg)	BGWA-48D (bg)	BGWA-6	BGWC-10	BGWC-12	BGWC-14A
6/6/2016	0.838					0.239 (U)			
6/7/2016							0.616	0.024 (U)	
8/9/2016	1.18								
8/10/2016						1.19			
8/11/2016									
8/12/2016								0.849	
8/16/2016							1.08		
8/22/2016		0.356 (U)							
10/3/2016	0.815 (U)								
10/4/2016		0.0834 (U)				0.231 (U)			
10/6/2016								1.57	
10/7/2016							2.82		
11/29/2016	0.887 (U)								
12/1/2016		0.208 (U)				0.428 (U)			
12/5/2016								0.956	
12/6/2016							0.719 (U)		
1/10/2017		0.024 (U)							
2/13/2017	0.869 (U)								
2/14/2017		0.105 (U)				0.36 (U)			
2/15/2017								0.229 (U)	
2/16/2017							0.966 (U)		
4/13/2017	1.21 (U)					0.387 (U)			
4/14/2017		0.803 (U)							
4/18/2017							1.01 (U)	0.0114 (U)	
5/25/2017	1.54	0.569 (U)				0.123 (U)			
5/30/2017									
6/2/2017							1.13 (U)	0.375 (U)	
7/7/2017	1.45					0.876 (U)			
7/10/2017		0.589 (U)							
7/12/2017							1.29		
7/13/2017								0.636 (U)	
7/14/2017									
3/26/2018	0.529 (U)	0.513 (U)							
3/27/2018							0.779 (U)		
3/28/2018								0.36 (U)	
6/12/2018	0.945 (U)	0.516 (U)							
6/14/2018							1.22 (U)	0.316 (U)	
10/16/2018	0.57 (U)	0.146 (U)				0.881 (U)			
10/17/2018								0.326 (U)	
10/18/2018							0.841 (U)		
2/25/2019	1.43								
2/27/2019		0.941 (U)							
2/28/2019							1.88	1.04	
4/1/2019	1.44 (U)	0.66 (U)						0.328 (U)	
4/2/2019						0.64 (U)	1.21 (U)		
4/3/2019			0.69 (U)						
9/23/2019	1.82	1.25				1.13			
9/25/2019							0.816 (U)	0.649 (U)	
9/26/2019									
10/4/2019			1.02 (U)						
2/18/2020	1.33					0.373 (U)			
2/19/2020		1.28							

Time Series

Constituent: Combined Radium 226 + 228 (pCi/L) Analysis Run 11/18/2022 2:57 AM View: Constituents View

Plant Bowen Client: Southern Company Data: Bowen AP-1

	BGWA-2 (bg)	BGWA-29 (bg)	BGWA-33 (bg)	BGWA-47D (bg)	BGWA-48D (bg)	BGWA-6	BGWC-10	BGWC-12	BGWC-14A
2/20/2020							1.47 (U)		
2/21/2020			0.504 (U)						
2/24/2020								0.455 (U)	
3/18/2020	1.31 (U)	1.2 (U)							
3/19/2020						0.431 (U)		0.838 (U)	
3/20/2020			0.6 (U)						
3/23/2020							1.69		
5/22/2020				1.21 (U)					1.82
5/25/2020					1.21 (U)				
6/23/2020				0.955 (U)	1.44				1.05 (U)
7/28/2020				1.59	0.592 (U)				1.71
9/2/2020				0.59 (U)					0.0158 (U)
9/3/2020					1.06 (U)				
9/23/2020	1.43	0.53 (U)				0.293 (U)			
9/24/2020							1.19 (U)		
9/25/2020								0.818 (U)	
9/28/2020			0.963 (U)						
10/1/2020				0.754 (U)	0.597 (U)				1.19 (U)
11/10/2020				0.403 (U)	0.188 (U)				0.675 (U)
12/15/2020				0.263 (U)	0.464 (U)				1.26
1/20/2021				0.669 (U)	1.33 (U)				0.701 (U)
2/16/2021	0.938 (U)	0.344 (U)							
2/17/2021				0.537 (U)	1.1 (U)				
2/18/2021						0.232 (U)	1.52		1
2/19/2021			1.11					0.608 (U)	
3/23/2021		0.322 (U)							
3/24/2021								0.369 (U)	1.1 (U)
3/25/2021				1.15 (U)	1.08 (U)				
3/26/2021	1.03 (U)								
3/30/2021							1.51 (U)		
3/31/2021						0.301 (U)			
4/1/2021			0.58 (U)						
8/16/2021	0.684 (U)	0.539 (U)		0.536 (U)	0.0949 (U)	0.813 (U)			
8/18/2021							1.26	0.19 (U)	0.721 (U)
8/25/2021			0.377 (U)						
2/9/2022	0.264 (U)			0.539 (U)	0.504 (U)	0.296 (U)			0.355 (U)
2/10/2022		0.181 (U)							
2/11/2022							1.01 (U)	0.288 (U)	
2/16/2022			0.54 (U)						
7/26/2022	1.53	0.634 (U)		1.51	1.27 (U)	1.15 (U)			0.659 (U)
7/27/2022								0.705 (U)	
7/28/2022							1.18 (U)		

Time Series

Constituent: Combined Radium 226 + 228 (pCi/L) Analysis Run 11/18/2022 2:57 AM View: Constituents View

Plant Bowen Client: Southern Company Data: Bowen AP-1

	BGWC-16
6/6/2016	
6/7/2016	0.284 (U)
8/9/2016	
8/10/2016	
8/11/2016	1.71
8/12/2016	
8/16/2016	
8/22/2016	
10/3/2016	
10/4/2016	
10/6/2016	
10/7/2016	0.485 (U)
11/29/2016	
12/1/2016	
12/5/2016	
12/6/2016	1.22
1/10/2017	
2/13/2017	
2/14/2017	
2/15/2017	
2/16/2017	0.19 (U)
4/13/2017	
4/14/2017	
4/18/2017	0.52 (U)
5/25/2017	
5/30/2017	1.21 (U)
6/2/2017	
7/7/2017	
7/10/2017	
7/12/2017	
7/13/2017	
7/14/2017	0.526 (U)
3/26/2018	
3/27/2018	1.34
3/28/2018	
6/12/2018	0.732 (U)
6/14/2018	
10/16/2018	
10/17/2018	
10/18/2018	0.522 (U)
2/25/2019	1.08
2/27/2019	
2/28/2019	
4/1/2019	
4/2/2019	1.73
4/3/2019	
9/23/2019	
9/25/2019	
9/26/2019	1.45
10/4/2019	
2/18/2020	
2/19/2020	

Time Series

Constituent: Combined Radium 226 + 228 (pCi/L) Analysis Run 11/18/2022 2:57 AM View: Constituents View

Plant Bowen Client: Southern Company Data: Bowen AP-1

	BGWC-16
2/20/2020	1.22 (U)
2/21/2020	
2/24/2020	
3/18/2020	
3/19/2020	1.63
3/20/2020	
3/23/2020	
5/22/2020	
5/25/2020	
6/23/2020	
7/28/2020	
9/2/2020	
9/3/2020	
9/23/2020	
9/24/2020	0.469 (U)
9/25/2020	
9/28/2020	
10/1/2020	
11/10/2020	
12/15/2020	
1/20/2021	
2/16/2021	
2/17/2021	
2/18/2021	0.721 (U)
2/19/2021	
3/23/2021	
3/24/2021	0.92 (U)
3/25/2021	
3/26/2021	
3/30/2021	
3/31/2021	
4/1/2021	
8/16/2021	
8/18/2021	1.05
8/25/2021	
2/9/2022	
2/10/2022	
2/11/2022	1.03
2/16/2022	
7/26/2022	
7/27/2022	0.917 (U)
7/28/2022	

Time Series

Constituent: Combined Radium 226 + 228 (pCi/L) Analysis Run 11/18/2022 2:57 AM View: Constituents View

Plant Bowen Client: Southern Company Data: Bowen AP-1

	BGWC-17	BGWC-18	BGWC-19	BGWC-20	BGWC-21	BGWC-22	BGWC-23	BGWC-24	BGWC-25
6/7/2016	0.135 (U)								
6/8/2016		0.406	0.264 (U)	0.863 (U)	0.573	1.53			0.314 (U)
6/9/2016							0.704	2.13	
8/11/2016	0.808								
8/12/2016		1.39	1.18	1.74					
8/15/2016									1.2
8/18/2016					0.44 (U)	2.47	1.88	2.67	
10/7/2016	0.874 (U)	0.451 (U)	1.97						
10/10/2016				0.944 (U)	0.933 (U)	2.11	1.48	3.46	1.03 (U)
12/6/2016	0.131 (U)	0.516 (U)							
12/7/2016			1.31 (U)	2.29			2.61	1.65	
12/8/2016					1.02 (U)	2.64			1.47 (U)
1/23/2017									
2/7/2017									
2/16/2017	0.471 (U)	0.172 (U)	0.35 (U)						
2/17/2017				1.35 (U)	0.193 (U)	1.34			
2/20/2017							0.884 (U)	2.68	0.547 (U)
4/17/2017									
4/19/2017	0.65 (U)	0.704 (U)	0.974 (U)	1.48	0.488 (U)		0.948 (U)	3.81	
4/20/2017						2.35			0.0595 (U)
5/22/2017									
5/30/2017	0.65 (U)								
6/1/2017		0.493 (U)	0.332 (U)	1.61	0.837 (U)				0.67 (U)
6/5/2017						1.6	1.33	2.86	
7/11/2017									
7/14/2017	0.592 (U)	0.547 (U)	1.27						
7/17/2017							1.04	2.87	1.25 (U)
7/18/2017					0.498 (U)				
7/19/2017				1.626		1.76			
8/23/2017									
3/26/2018									
3/27/2018	0.551 (U)	0.569 (U)	0.169 (U)						
3/28/2018				0.97 (U)	0.864 (U)				0.507 (U)
3/29/2018						2.43	1.65	2.79	
6/13/2018				0.686 (U)			0.983 (U)	2.19	
6/14/2018	0.638 (U)	0.989 (U)			0.583 (U)	2.14			0.721 (U)
6/15/2018			0.625 (U)						
10/17/2018	0.555 (U)								
10/18/2018		0.875 (U)							
10/19/2018			0.784 (U)		0.982 (U)				
10/22/2018				0.559 (U)		1.43	1.21	2.18	0.741 (U)
2/27/2019	1.57	1.12		1.24					
3/1/2019			0.989 (U)			3.32	2.24	3.37	0.634 (U)
4/2/2019	0.71 (U)	0.814 (U)							
4/3/2019			0.98 (U)	0.567 (U)	0.532 (U)	2.48	2.86	3.6	
4/4/2019									0.346 (U)
9/26/2019	1.17 (U)	0.973 (U)	1.16	0.662 (U)					
9/27/2019						2.83	2.28		
9/30/2019					1.16 (U)			2.73	0.953 (U)
2/24/2020	1.17	1.07	1.19	1.38					
2/25/2020						1.7	2.49		
2/26/2020					1.08 (U)			2.4	1.16

Time Series

Constituent: Combined Radium 226 + 228 (pCi/L) Analysis Run 11/18/2022 2:57 AM View: Constituents View

Plant Bowen Client: Southern Company Data: Bowen AP-1

	BGWC-17	BGWC-18	BGWC-19	BGWC-20	BGWC-21	BGWC-22	BGWC-23	BGWC-24	BGWC-25
3/19/2020	0.626 (U)								
3/20/2020		2.59	0.89 (U)		1.08 (U)	3.6			
3/23/2020				1.27 (U)			1.68		
3/24/2020									0.899 (U)
3/25/2020								4.72	
9/24/2020	0.594 (U)	0.789 (U)			0.157 (U)	4.18	0.56 (U)		
9/25/2020								1.49	
9/28/2020			1.11 (U)	1.07 (U)					0.744 (U)
2/18/2021	0.723 (U)	0.62 (U)	1.05 (U)	0.87 (U)					
2/19/2021					1 (U)	2.63	1.17 (U)	1.07 (U)	
2/23/2021									0.456 (U)
3/8/2021									
3/24/2021	0.391 (U)	1.21 (U)							
3/25/2021									
3/26/2021			0.848 (U)				1.04 (U)	2.91	0.134 (U)
3/29/2021				1.49	0.471 (U)	4.1			
8/19/2021	0.742 (U)	0.858 (U)							0.908 (U)
8/20/2021			0.731 (U)	1.42	0.277 (U)				
8/23/2021						3.25	1.2 (U)	1.77 (U)	
2/11/2022	0.208 (U)								
2/14/2022							0.563 (U)		
2/15/2022						1.94		14.2 (U)	
2/16/2022		0.708 (U)	0.349 (U)	0.322 (U)	0.49 (U)				0.189 (U)
7/27/2022	0.138 (U)	0.737 (U)	0.964 (U)	1.53					1.09 (U)
7/28/2022					0.424 (U)				
8/1/2022							2.28		
8/2/2022						2.32		0.84 (U)	

Time Series

Constituent: Combined Radium 226 + 228 (pCi/L) Analysis Run 11/18/2022 2:57 AM View: Constituents View

Plant Bowen Client: Southern Company Data: Bowen AP-1

	BGWC-30
6/7/2016	
6/8/2016	
6/9/2016	
8/11/2016	
8/12/2016	
8/15/2016	
8/18/2016	
10/7/2016	
10/10/2016	
12/6/2016	
12/7/2016	
12/8/2016	
1/23/2017	2.17
2/7/2017	3
2/16/2017	
2/17/2017	
2/20/2017	
4/17/2017	2.73
4/19/2017	
4/20/2017	
5/22/2017	3.15
5/30/2017	
6/1/2017	
6/5/2017	0.86 (U)
7/11/2017	1.87
7/14/2017	
7/17/2017	
7/18/2017	
7/19/2017	
8/23/2017	3.39
3/26/2018	1.61
3/27/2018	
3/28/2018	
3/29/2018	
6/13/2018	
6/14/2018	
6/15/2018	0.815 (U)
10/17/2018	
10/18/2018	
10/19/2018	
10/22/2018	1.02 (U)
2/27/2019	
3/1/2019	2.47
4/2/2019	2.29
4/3/2019	
4/4/2019	
9/26/2019	
9/27/2019	1.23 (U)
9/30/2019	
2/24/2020	
2/25/2020	
2/26/2020	1.09 (U)

Time Series

Constituent: Combined Radium 226 + 228 (pCi/L) Analysis Run 11/18/2022 2:57 AM View: Constituents View

Plant Bowen Client: Southern Company Data: Bowen AP-1

	BGWC-30
3/19/2020	
3/20/2020	
3/23/2020	1.42
3/24/2020	
3/25/2020	
9/24/2020	
9/25/2020	0.783 (U)
9/28/2020	
2/18/2021	
2/19/2021	
2/23/2021	
3/8/2021	0.429 (U)
3/24/2021	
3/25/2021	1.48
3/26/2021	
3/29/2021	
8/19/2021	1.63
8/20/2021	
8/23/2021	
2/11/2022	
2/14/2022	0.744 (U)
2/15/2022	
2/16/2022	
7/27/2022	
7/28/2022	
8/1/2022	1.01 (U)
8/2/2022	

Time Series

Constituent: Combined Radium 226 + 228 (pCi/L) Analysis Run 11/18/2022 2:57 AM View: Constituents View

Plant Bowen Client: Southern Company Data: Bowen AP-1

	BGWC-31	BGWC-32	BGWC-34D	BGWC-35D	BGWC-36D	BGWC-37D	BGWC-38D	BGWC-39	BGWC-40
10/17/2018					1.24				
10/18/2018	0.96								
10/19/2018			2.28						
10/22/2018		1.22 (U)		1.54					
4/2/2019					2.81				
4/4/2019	1.49		1.89	2.37					
4/5/2019		2.2							
9/24/2019	1.68		3.98						
9/26/2019		2.36		3.09					
9/27/2019					1.66				
2/25/2020				4.16		2.87			
2/26/2020	1.31				1.76				
2/27/2020		1.44	1.31				5.89	1.03 (U)	
2/28/2020									0.649 (U)
3/23/2020	2.39				2.75				
3/24/2020		1.25 (U)	2.56			2.8	5.9	1.35	
3/25/2020				2.81					0.848 (U)
9/2/2020							5.91		
9/25/2020		2.62		2.15		3.29			
9/28/2020	1.48		2.12		1.59				
9/29/2020								1.71	0.441 (U)
2/19/2021			2.23						
2/22/2021	1.07 (U)			2.03		1.73		1.65	1.31 (U)
2/23/2021		1.55							
3/8/2021					2.09				
3/9/2021							3.34		
3/25/2021					2.43				
3/26/2021				2.4		3.15			
3/29/2021	1.63						3.54		
3/30/2021		2.04	1.35 (U)						0.826 (U)
3/31/2021								0.251 (U)	
8/19/2021							4.63		
8/20/2021	1.82			2.53		3.01			
8/23/2021					0.857 (U)				
8/24/2021			2.39					0.432 (U)	0.21 (U)
8/25/2021		0.784 (U)							
2/14/2022					1.43		4.6		
2/15/2022									
2/16/2022	1.02	1.16 (U)	2.24					0.799	0.473 (U)
2/17/2022				1.88		2.41			
7/28/2022	0.684 (U)		2.74	2.71		2.92			0.656 (U)
7/29/2022		1.82			1.47 (U)				
8/2/2022							3.64	0.93 (U)	

Time Series

Constituent: Combined Radium 226 + 228 (pCi/L) Analysis Run 11/18/2022 2:57 AM View: Constituents View

Plant Bowen Client: Southern Company Data: Bowen AP-1

	BGWC-41D
10/17/2018	
10/18/2018	
10/19/2018	
10/22/2018	
4/2/2019	
4/4/2019	
4/5/2019	
9/24/2019	
9/26/2019	
9/27/2019	
2/25/2020	
2/26/2020	
2/27/2020	
2/28/2020	
3/23/2020	
3/24/2020	
3/25/2020	
9/2/2020	1.31 (U)
9/25/2020	
9/28/2020	
9/29/2020	
2/19/2021	
2/22/2021	1.91
2/23/2021	
3/8/2021	
3/9/2021	
3/25/2021	
3/26/2021	
3/29/2021	
3/30/2021	
3/31/2021	1
8/19/2021	
8/20/2021	
8/23/2021	
8/24/2021	0.918 (U)
8/25/2021	
2/14/2022	
2/15/2022	0.765 (U)
2/16/2022	
2/17/2022	
7/28/2022	
7/29/2022	1.6
8/2/2022	

Time Series

Constituent: Combined Radium 226 + 228 (pCi/L) Analysis Run 11/18/2022 2:57 AM View: Constituents View

Plant Bowen Client: Southern Company Data: Bowen AP-1

	BGWC-42D	BGWC-43D	BGWC-44D	BGWC-49D	BGWC-50D	BGWC-51	BGWC-52	BGWC-7	BGWC-8
6/6/2016									
6/7/2016									0.0507 (U)
6/8/2016								0.854	
8/10/2016									0.862 (U)
8/11/2016								1.24	
10/4/2016									0.48 (U)
10/5/2016									
10/6/2016								2.43	
12/2/2016									0.219 (U)
12/5/2016									
12/6/2016								0.958 (U)	
2/14/2017									0.636 (U)
2/15/2017								1.18	
4/14/2017									0.13 (U)
4/17/2017									
4/18/2017								1.26	
5/26/2017									0.349 (U)
6/2/2017								1.24 (U)	
7/10/2017									0.565 (U)
7/11/2017									
7/14/2017								1.55	
3/26/2018									0.303 (U)
3/27/2018								2.15	
6/12/2018									0.494 (U)
6/13/2018								1.95	
10/16/2018									0.633 (U)
10/17/2018									
10/18/2018								1.1	
2/25/2019									1.03 (U)
2/28/2019								1.38	
4/1/2019									0.474 (U)
4/2/2019								1.57	
9/24/2019								1.85	1.69
2/19/2020									1.02 (U)
2/20/2020									
2/21/2020								2.02	
3/18/2020									0.987 (U)
3/19/2020								1.18 (U)	
9/3/2020	1.05 (U)	1.9	0.982 (U)						
9/23/2020									0.25 (U)
9/24/2020									
9/25/2020								1.64	
1/28/2021						0.444 (U)	1.59		
2/16/2021									0.709 (U)
2/17/2021									
2/18/2021			1.34					1.09	
2/22/2021	0.578 (U)								
2/23/2021						0.589 (U)	0.567 (U)		
3/8/2021		1.34							
3/24/2021									0.808 (U)
3/29/2021		1.62 (U)							
3/30/2021						0.852 (U)	1.66 (U)	1.41 (U)	

Time Series

Constituent: Combined Radium 226 + 228 (pCi/L) Analysis Run 11/18/2022 2:57 AM View: Constituents View

Plant Bowen Client: Southern Company Data: Bowen AP-1

	BGWC-42D	BGWC-43D	BGWC-44D	BGWC-49D	BGWC-50D	BGWC-51	BGWC-52	BGWC-7	BGWC-8
3/31/2021			0.517 (U)						
4/1/2021	0.461 (U)								
4/19/2021				2.45	1.01 (U)				
8/18/2021			0.886 (U)		0.99 (U)				0.192 (U)
8/19/2021								0.952 (U)	
8/20/2021	1.38								
8/23/2021		1.93				0.558 (U)	0.785 (U)		
8/24/2021				3.66					
2/9/2022			1.52		1.4				
2/10/2022									0.813
2/11/2022								1.26	
2/14/2022						0.487 (U)	0.224 (U)		
2/15/2022		0.96 (U)							
2/17/2022	0.51 (U)			2.41					
7/26/2022			0.818 (U)		1 (U)				0.523 (U)
7/28/2022	0.503 (U)						1.02 (U)	1.22 (U)	
8/1/2022		1.38		2.36		0.642 (U)			

Time Series

Constituent: Combined Radium 226 + 228 (pCi/L) Analysis Run 11/18/2022 2:57 AM View: Constituents View

Plant Bowen Client: Southern Company Data: Bowen AP-1

	BGWC-9
6/6/2016	0.488
6/7/2016	
6/8/2016	
8/10/2016	
8/11/2016	0.639 (U)
10/4/2016	
10/5/2016	0.945 (U)
10/6/2016	
12/2/2016	
12/5/2016	2.2
12/6/2016	
2/14/2017	
2/15/2017	0.74 (U)
4/14/2017	
4/17/2017	0.764 (U)
4/18/2017	
5/26/2017	0.245 (U)
6/2/2017	
7/10/2017	
7/11/2017	0.502 (U)
7/14/2017	
3/26/2018	
3/27/2018	0.745 (U)
6/12/2018	0.319 (U)
6/13/2018	
10/16/2018	
10/17/2018	0.319 (U)
10/18/2018	
2/25/2019	
2/28/2019	
4/1/2019	0.225 (U)
4/2/2019	
9/24/2019	1.65
2/19/2020	
2/20/2020	0.921 (U)
2/21/2020	
3/18/2020	
3/19/2020	1.94
9/3/2020	
9/23/2020	
9/24/2020	0.9 (U)
9/25/2020	
1/28/2021	
2/16/2021	
2/17/2021	0.692 (U)
2/18/2021	
2/22/2021	
2/23/2021	
3/8/2021	
3/24/2021	0.554 (U)
3/29/2021	
3/30/2021	

Time Series

Constituent: Combined Radium 226 + 228 (pCi/L) Analysis Run 11/18/2022 2:57 AM View: Constituents View

Plant Bowen Client: Southern Company Data: Bowen AP-1

	BGWC-9
3/31/2021	
4/1/2021	
4/19/2021	
8/18/2021	0.458 (U)
8/19/2021	
8/20/2021	
8/23/2021	
8/24/2021	
2/9/2022	
2/10/2022	0.86
2/11/2022	
2/14/2022	
2/15/2022	
2/17/2022	
7/26/2022	0.866 (U)
7/28/2022	
8/1/2022	

Time Series

Constituent: Fluoride (mg/L) Analysis Run 11/18/2022 2:57 AM View: Constituents View

Plant Bowen Client: Southern Company Data: Bowen AP-1

	BGWA-2 (bg)	BGWA-29 (bg)	BGWA-33 (bg)	BGWA-47D (bg)	BGWA-48D (bg)	BGWA-6	BGWC-10	BGWC-12	BGWC-14A
6/6/2016	0.11 (J)					<0.1			
6/7/2016							0.09 (J)	<0.1	
8/9/2016	0.09 (J)								
8/10/2016						0.04 (J)			
8/11/2016									
8/12/2016								0.08 (J)	
8/16/2016							0.09 (J)		
8/22/2016		0.04 (J)							
10/3/2016	0.11 (J)								
10/4/2016		0.06 (J)				0.06 (J)			
10/6/2016								0.06 (J)	
10/7/2016							0.17 (J)		
11/29/2016	0.11 (J)								
12/1/2016		0.08 (J)				0.09 (J)			
12/5/2016								0.12 (J)	
12/6/2016							0.16 (J)		
1/10/2017		0.03 (J)							
2/13/2017	0.12 (J)								
2/14/2017		<0.1				<0.1			
2/15/2017								0.33	
2/16/2017							0.38		
4/13/2017	0.1 (J)					0.04 (J)			
4/14/2017		0.01 (J)							
4/18/2017							0.12 (J)	0.006 (J)	
5/25/2017	0.08 (J)	0.005 (J)				0.02 (J)			
5/30/2017									
6/2/2017							0.03 (J)	0.04 (J)	
7/7/2017	0.13 (J)					0.12 (J)			
7/10/2017		0.06 (J)							
7/12/2017							0.15 (J)		
7/13/2017								0.17 (J)	
7/14/2017									
10/9/2017	0.11 (J)					<0.1			
10/10/2017		<0.1						0.08 (J)	
10/11/2017							0.07 (J)		
3/26/2018	<0.1	<0.1							
3/27/2018							<0.1		
3/28/2018								<0.1	
6/12/2018	0.086 (J)	0.053 (J)							
6/14/2018							0.046 (J)	<0.1	
10/16/2018	0.06 (J)	<0.1				<0.1			
10/17/2018								<0.1	
10/18/2018							<0.1		
2/25/2019	<0.1								
2/27/2019		<0.1							
2/28/2019							0.14 (J)	0.18 (J)	
4/1/2019	0.047 (J)	<0.1						0.065 (J)	
4/2/2019						<0.1	0.044 (J)		
4/3/2019			0.085 (J)						
5/2/2019	<0.1								
9/23/2019	0.076 (J)	<0.1				<0.1			
9/25/2019							0.075 (J)	0.13 (J)	

Time Series

Constituent: Fluoride (mg/L) Analysis Run 11/18/2022 2:57 AM View: Constituents View

Plant Bowen Client: Southern Company Data: Bowen AP-1

	BGWA-2 (bg)	BGWA-29 (bg)	BGWA-33 (bg)	BGWA-47D (bg)	BGWA-48D (bg)	BGWA-6	BGWC-10	BGWC-12	BGWC-14A
9/26/2019									
9/27/2019			0.33						
2/18/2020	<0.1					<0.1			
2/19/2020		<0.1							
2/20/2020							<0.1		
2/21/2020			0.059 (J)						
2/24/2020								0.051 (J)	
3/18/2020	<0.1	<0.1							
3/19/2020						<0.1		<0.1	
3/20/2020			0.061 (J)						
3/23/2020							<0.1		
5/22/2020				0.054 (J)					0.065 (J)
5/25/2020					0.19 (J)				
6/23/2020				<0.1	0.19				<0.1
7/28/2020				<0.1	0.57				<0.1
9/2/2020				<0.1					0.061 (J)
9/3/2020					0.11				
9/23/2020	<0.1	<0.1				<0.1			
9/24/2020							<0.1		
9/25/2020			0.068 (J)					<0.1	
10/1/2020				<0.1	0.063 (J)				<0.1
11/10/2020				<0.1	<0.1				<0.1
12/15/2020				<0.1	<0.1				0.052
1/20/2021				<0.1	<0.1				<0.1
2/16/2021	<0.1	<0.1							
2/17/2021				<0.1	<0.1				
2/18/2021						<0.1	<0.1		0.055 (J)
2/19/2021			0.062 (J)					<0.1	
3/23/2021		<0.1							
3/24/2021								<0.1	<0.1
3/25/2021				<0.1	<0.1				
3/26/2021	<0.1								
3/30/2021							<0.1		
3/31/2021						<0.1			
4/1/2021			0.06 (J)						
8/16/2021	<0.1	<0.1		<0.1	<0.1	<0.1			
8/18/2021							<0.1	<0.1	<0.1
8/25/2021			0.088 (J)						
2/9/2022	<0.1			<0.1	0.065 (J)	<0.1			<0.1
2/10/2022		<0.1							
2/11/2022							<0.1	<0.1	
2/16/2022			0.061 (J)						
7/26/2022	0.066 (J)	0.058 (J)		0.064 (J)	0.086 (J)	0.052 (J)			0.082 (J)
7/27/2022								0.081 (J)	
7/28/2022							0.064 (J)		
8/3/2022			0.079 (J)						

Time Series

Constituent: Fluoride (mg/L) Analysis Run 11/18/2022 2:57 AM View: Constituents View

Plant Bowen Client: Southern Company Data: Bowen AP-1

	BGWC-16
6/6/2016	
6/7/2016	<0.1
8/9/2016	
8/10/2016	
8/11/2016	0.12 (J)
8/12/2016	
8/16/2016	
8/22/2016	
10/3/2016	
10/4/2016	
10/6/2016	
10/7/2016	0.08 (J)
11/29/2016	
12/1/2016	
12/5/2016	
12/6/2016	0.24 (J)
1/10/2017	
2/13/2017	
2/14/2017	
2/15/2017	
2/16/2017	0.31
4/13/2017	
4/14/2017	
4/18/2017	0.02 (J)
5/25/2017	
5/30/2017	0.51
6/2/2017	
7/7/2017	
7/10/2017	
7/12/2017	
7/13/2017	
7/14/2017	0.14 (J)
10/9/2017	
10/10/2017	
10/11/2017	0.29 (J)
3/26/2018	
3/27/2018	<0.1
3/28/2018	
6/12/2018	0.061 (J)
6/14/2018	
10/16/2018	
10/17/2018	
10/18/2018	<0.1
2/25/2019	0.13 (J)
2/27/2019	
2/28/2019	
4/1/2019	
4/2/2019	0.23 (J)
4/3/2019	
5/2/2019	
9/23/2019	
9/25/2019	

Time Series

Constituent: Fluoride (mg/L) Analysis Run 11/18/2022 2:57 AM View: Constituents View

Plant Bowen Client: Southern Company Data: Bowen AP-1

	BGWC-16
9/26/2019	<0.1
9/27/2019	
2/18/2020	
2/19/2020	
2/20/2020	<0.1
2/21/2020	
2/24/2020	
3/18/2020	
3/19/2020	0.052 (J)
3/20/2020	
3/23/2020	
5/22/2020	
5/25/2020	
6/23/2020	
7/28/2020	
9/2/2020	
9/3/2020	
9/23/2020	
9/24/2020	0.059 (J)
9/25/2020	
10/1/2020	
11/10/2020	
12/15/2020	
1/20/2021	
2/16/2021	
2/17/2021	
2/18/2021	0.064 (J)
2/19/2021	
3/23/2021	
3/24/2021	0.053 (J)
3/25/2021	
3/26/2021	
3/30/2021	
3/31/2021	
4/1/2021	
8/16/2021	
8/18/2021	<0.1
8/25/2021	
2/9/2022	
2/10/2022	
2/11/2022	0.056 (J)
2/16/2022	
7/26/2022	
7/27/2022	0.091 (J)
7/28/2022	
8/3/2022	

Time Series

Constituent: Fluoride (mg/L) Analysis Run 11/18/2022 2:57 AM View: Constituents View

Plant Bowen Client: Southern Company Data: Bowen AP-1

	BGWC-17	BGWC-18	BGWC-19	BGWC-20	BGWC-21	BGWC-22	BGWC-23	BGWC-24	BGWC-25
6/7/2016	0.15 (J)								
6/8/2016		0.1 (J)	<0.1	0.09 (J)	<0.1	0.43			0.14 (J)
6/9/2016							0.12 (J)	<0.1	
8/11/2016	0.3 (J)								
8/12/2016		0.39	0.2 (J)	0.04 (J)					
8/15/2016									0.08 (J)
8/18/2016					0.09 (J)	0.3 (J)	0.08 (J)	0.24 (J)	
10/7/2016	0.14 (J)	0.16 (J)	0.07 (J)						
10/10/2016				0.06 (J)	0.04 (J)	0.32	0.09 (J)	0.3	0.1 (J)
12/6/2016	0.19 (J)	0.32							
12/7/2016			0.09 (J)	0.07 (J)			0.08 (J)	0.05 (J)	
12/8/2016					0.08 (J)	0.26 (J)			0.06 (J)
1/23/2017									
2/7/2017									
2/16/2017	0.51	0.38	0.6						
2/17/2017				0.06 (J)	0.08 (J)	0.39			
2/20/2017							0.09 (J)	0.65	0.16 (J)
3/27/2017									
4/17/2017									
4/19/2017	0.18 (J)	0.08 (J)	0.09 (J)	0.005 (J)	0.04 (J)		0.03 (J)	0.21 (J)	
4/20/2017						0.34			0.02 (J)
5/22/2017									
5/30/2017	0.15 (J)								
6/1/2017		0.09 (J)	0.05 (J)	0.65	0.03 (J)				0.04 (J)
6/5/2017						0.29 (J)	<0.1	0.05 (J)	
7/11/2017									
7/14/2017	0.16 (J)	0.06 (J)	0.08 (J)						
7/17/2017							0.09 (J)	2.5	0.07 (J)
7/18/2017				0.36	0.08 (J)				
7/19/2017						0.33			
8/23/2017									
10/10/2017									
10/11/2017	0.64	0.14 (J)	0.11 (J)	<0.1			0.09 (J)	1.8	0.11 (J)
10/12/2017					0.12 (J)	0.31			
3/26/2018									
3/27/2018	0.33	<0.1	<0.1						
3/28/2018				<0.1	<0.1				<0.1
3/29/2018						0.58	<0.1	2	
6/13/2018				0.038 (J)			0.71	3.1	
6/14/2018	0.11 (J)	0.095 (J)			<0.1	0.15 (J)			<0.1
6/15/2018			0.07 (J)						
10/17/2018	<0.1								
10/18/2018		0.054 (J)							
10/19/2018			0.17 (J)		<0.1				
10/22/2018				<0.1		0.78	0.81	3.1	<0.1
2/27/2019	0.26 (J)	<0.1		0.13 (J)					
3/1/2019			0.14 (J)			0.34	0.38	1	0.12 (J)
4/2/2019	0.14 (J)	0.044 (J)							
4/3/2019			0.051 (J)	0.072 (J)	0.032 (J)	0.23 (J)	0.1 (J)	3	
4/4/2019									<0.1
5/2/2019						1.4			
9/26/2019	0.071 (J)	0.052 (J)	<0.1	<0.1					

Time Series

Constituent: Fluoride (mg/L) Analysis Run 11/18/2022 2:57 AM View: Constituents View

Plant Bowen Client: Southern Company Data: Bowen AP-1

	BGWC-17	BGWC-18	BGWC-19	BGWC-20	BGWC-21	BGWC-22	BGWC-23	BGWC-24	BGWC-25
9/27/2019						1	0.54		
9/30/2019					0.066 (J)			1.2	0.065 (J)
2/24/2020	0.11 (J)	<0.1	0.05 (J)	<0.1					
2/25/2020						0.24 (J)	0.066 (J)		
2/26/2020					<0.1			0.064 (J)	<0.1
3/19/2020	0.12 (J)								
3/20/2020		<0.1	<0.1		<0.1	0.23 (J)			
3/23/2020				<0.1			0.056 (J)		
3/24/2020									<0.1
3/25/2020								0.056 (J)	
9/24/2020	0.12	0.058 (J)			<0.1	0.24	0.062 (J)		
9/25/2020								0.054 (J)	
9/28/2020			<0.1	<0.1					<0.1
2/18/2021	0.1	<0.1	<0.1	<0.1					
2/19/2021					<0.1	0.2	<0.1	0.14	
2/23/2021									<0.1
3/8/2021									
3/24/2021	0.11	<0.1							
3/25/2021									
3/26/2021			0.053 (J)				0.054 (J)	0.095 (J)	<0.1
3/29/2021				<0.1	<0.1	0.22			
7/19/2021						0.24	0.065 (J)	0.13	
7/20/2021									
8/19/2021	0.097 (J)	<0.1							<0.1
8/20/2021			<0.1	<0.1	<0.1				
8/23/2021						0.23	<0.1	0.12	
11/1/2021						0.25	0.068 (J)	0.15	
2/11/2022	0.1								
2/14/2022							<0.1		
2/15/2022						0.24		<0.1	
2/16/2022		<0.1	<0.1	<0.1	<0.1				<0.1
7/27/2022	0.13	0.081 (J)	0.071 (J)	0.062 (J)					0.051 (J)
7/28/2022					<0.1				
8/1/2022							0.07 (J)		
8/2/2022						0.19		0.097 (J)	
10/21/2022								0.14 (R)	

Time Series

Constituent: Fluoride (mg/L) Analysis Run 11/18/2022 2:57 AM View: Constituents View

Plant Bowen Client: Southern Company Data: Bowen AP-1

	BGWC-30
6/7/2016	
6/8/2016	
6/9/2016	
8/11/2016	
8/12/2016	
8/15/2016	
8/18/2016	
10/7/2016	
10/10/2016	
12/6/2016	
12/7/2016	
12/8/2016	
1/23/2017	0.06 (J)
2/7/2017	0.09 (J)
2/16/2017	
2/17/2017	
2/20/2017	
3/27/2017	0.09 (J)
4/17/2017	0.36
4/19/2017	
4/20/2017	
5/22/2017	0.05 (J)
5/30/2017	
6/1/2017	
6/5/2017	0.32
7/11/2017	0.13 (J)
7/14/2017	
7/17/2017	
7/18/2017	
7/19/2017	
8/23/2017	0.17 (J)
10/10/2017	0.35
10/11/2017	
10/12/2017	
3/26/2018	0.75
3/27/2018	
3/28/2018	
3/29/2018	
6/13/2018	
6/14/2018	
6/15/2018	0.51
10/17/2018	
10/18/2018	
10/19/2018	
10/22/2018	0.44
2/27/2019	
3/1/2019	0.24 (J)
4/2/2019	0.68
4/3/2019	
4/4/2019	
5/2/2019	
9/26/2019	

Time Series

Constituent: Fluoride (mg/L) Analysis Run 11/18/2022 2:57 AM View: Constituents View

Plant Bowen Client: Southern Company Data: Bowen AP-1

	BGWC-30
9/27/2019	0.13 (J)
9/30/2019	
2/24/2020	
2/25/2020	
2/26/2020	0.057 (J)
3/19/2020	
3/20/2020	
3/23/2020	0.054 (J)
3/24/2020	
3/25/2020	
9/24/2020	
9/25/2020	<0.1
9/28/2020	
2/18/2021	
2/19/2021	
2/23/2021	
3/8/2021	<0.1
3/24/2021	
3/25/2021	<0.1
3/26/2021	
3/29/2021	
7/19/2021	
7/20/2021	<0.1
8/19/2021	<0.1
8/20/2021	
8/23/2021	
11/1/2021	0.055 (J)
2/11/2022	
2/14/2022	0.075 (J)
2/15/2022	
2/16/2022	
7/27/2022	
7/28/2022	
8/1/2022	0.09 (J)
8/2/2022	
10/21/2022	

Time Series

Constituent: Fluoride (mg/L) Analysis Run 11/18/2022 2:57 AM View: Constituents View

Plant Bowen Client: Southern Company Data: Bowen AP-1

	BGWC-31	BGWC-32	BGWC-34D	BGWC-35D	BGWC-36D	BGWC-37D	BGWC-38D	BGWC-39	BGWC-40
10/17/2018					<0.1				
10/18/2018	<0.1								
10/19/2018			<0.1						
10/22/2018		0.65		0.91					
4/2/2019					0.44				
4/4/2019	<0.1		0.035 (J)	0.26 (J)					
4/5/2019		0.66							
5/3/2019		1.3							
9/24/2019	<0.1		<0.1						
9/26/2019		0.15 (J)		0.11 (J)					
9/27/2019					0.26 (J)				
11/15/2019		0.51							
12/13/2019								0.16 (J)	
12/16/2019									0.13 (J)
2/25/2020				0.14 (J)		0.57			
2/26/2020	<0.1				0.13 (J)				
2/27/2020		0.13 (J)	<0.1				0.55	0.071 (J)	
2/28/2020									0.062 (J)
3/23/2020	<0.1				0.13 (J)				
3/24/2020		0.13 (J)	<0.1			0.43	0.61	0.06 (J)	
3/25/2020				0.17 (J)					<0.1
5/4/2020									
9/2/2020							0.47		
9/25/2020		0.097 (J)		0.17		0.34			
9/28/2020	<0.1		<0.1		0.1				
9/29/2020								<0.1	<0.1
2/19/2021			<0.1						
2/22/2021	<0.1			0.21		0.3		0.095 (J)	<0.1
2/23/2021		0.13							
3/8/2021					0.14				
3/9/2021							0.67		
3/25/2021					0.12				
3/26/2021				0.13		0.27			
3/29/2021	<0.1						0.73		
3/30/2021		0.14	<0.1						0.06 (J)
3/31/2021								0.08 (J)	
8/19/2021							0.4		
8/20/2021	<0.1			0.22		0.18			
8/23/2021					0.11				
8/24/2021			<0.1					0.18	0.076 (J)
8/25/2021		0.15							
11/1/2021							0.32		
2/14/2022					0.12		0.34		
2/15/2022									
2/16/2022	<0.1	0.13	<0.1					0.11	0.068 (J)
2/17/2022				0.21		0.16			
7/28/2022	<0.1		0.053 (J)	0.23		0.19			0.092 (J)
7/29/2022		0.16			0.14				
8/2/2022							0.46	0.12	

Time Series

Constituent: Fluoride (mg/L) Analysis Run 11/18/2022 2:57 AM View: Constituents View

Plant Bowen Client: Southern Company Data: Bowen AP-1

	BGWC-41D
10/17/2018	
10/18/2018	
10/19/2018	
10/22/2018	
4/2/2019	
4/4/2019	
4/5/2019	
5/3/2019	
9/24/2019	
9/26/2019	
9/27/2019	
11/15/2019	
12/13/2019	
12/16/2019	
2/25/2020	
2/26/2020	
2/27/2020	
2/28/2020	
3/23/2020	
3/24/2020	
3/25/2020	
5/4/2020	<0.1
9/2/2020	0.088 (J)
9/25/2020	
9/28/2020	
9/29/2020	
2/19/2021	
2/22/2021	0.099 (J)
2/23/2021	
3/8/2021	
3/9/2021	
3/25/2021	
3/26/2021	
3/29/2021	
3/30/2021	
3/31/2021	0.077 (J)
8/19/2021	
8/20/2021	
8/23/2021	
8/24/2021	0.11
8/25/2021	
11/1/2021	
2/14/2022	
2/15/2022	0.07 (J)
2/16/2022	
2/17/2022	
7/28/2022	
7/29/2022	0.1
8/2/2022	

Time Series

Constituent: Fluoride (mg/L) Analysis Run 11/18/2022 2:57 AM View: Constituents View

Plant Bowen Client: Southern Company Data: Bowen AP-1

	BGWC-42D	BGWC-43D	BGWC-44D	BGWC-49D	BGWC-50D	BGWC-51	BGWC-52	BGWC-7	BGWC-8
6/6/2016									
6/7/2016									<0.1
6/8/2016								0.19 (J)	
8/10/2016									0.07 (J)
8/11/2016								0.15 (J)	
10/4/2016									0.07 (J)
10/5/2016									
10/6/2016								0.17 (J)	
12/2/2016									0.09 (J)
12/5/2016									
12/6/2016								0.22 (J)	
2/14/2017									0.02 (J)
2/15/2017								0.18 (J)	
4/14/2017									0.02 (J)
4/17/2017									
4/18/2017								0.11 (J)	
5/26/2017									0.02 (J)
6/2/2017								0.07 (J)	
7/10/2017									0.03 (J)
7/11/2017									
7/14/2017								0.23 (J)	
10/10/2017									<0.1
10/11/2017								0.1 (J)	
3/26/2018									<0.1
3/27/2018								<0.1	
6/12/2018									0.061 (J)
6/13/2018								0.25 (J)	
10/16/2018									<0.1
10/17/2018									
10/18/2018								0.047 (J)	
2/25/2019									<0.1
2/28/2019								0.23 (J)	
4/1/2019									<0.1
4/2/2019								0.22 (J)	
9/24/2019								0.12 (J)	<0.1
2/19/2020									<0.1
2/20/2020									
2/21/2020								0.12 (J)	
3/18/2020									<0.1
3/19/2020								0.12 (J)	
5/4/2020		0.93	<0.1						
5/11/2020	0.34								
5/20/2020	0.4	0.78							
9/3/2020	0.5	0.87	<0.1						
9/23/2020									<0.1
9/24/2020									
9/25/2020								0.11	
1/28/2021						0.17	0.1		
2/16/2021									<0.1
2/17/2021									
2/18/2021			0.16					0.13	
2/22/2021	0.69								

Time Series

Constituent: Fluoride (mg/L) Analysis Run 11/18/2022 2:57 AM View: Constituents View

Plant Bowen Client: Southern Company Data: Bowen AP-1

	BGWC-42D	BGWC-43D	BGWC-44D	BGWC-49D	BGWC-50D	BGWC-51	BGWC-52	BGWC-7	BGWC-8
2/23/2021						0.087 (J)	0.073 (J)		
3/8/2021		0.9							
3/24/2021									<0.1
3/29/2021		1							
3/30/2021						0.11	0.12	0.18	
3/31/2021			0.088 (J)						
4/1/2021	0.72								
4/19/2021				0.055 (J)	0.078 (J)				
7/20/2021		1.2							
8/18/2021			<0.1		<0.1				<0.1
8/19/2021								0.12	
8/20/2021	0.56								
8/23/2021		1.2				0.084 (J)	0.093 (J)		
8/24/2021				<0.1					
2/9/2022			0.11		0.08 (J)				
2/10/2022									<0.1
2/11/2022								0.12	
2/14/2022						0.13	0.1		
2/15/2022		0.89							
2/17/2022	0.61			<0.1					
7/26/2022			<0.1		0.12				0.067 (J)
7/28/2022	0.55						0.14	0.16	
8/1/2022		0.86		0.087 (J)		0.16			

Time Series

Constituent: Fluoride (mg/L) Analysis Run 11/18/2022 2:57 AM View: Constituents View

Plant Bowen Client: Southern Company Data: Bowen AP-1

	BGWC-9
6/6/2016	0.12 (J)
6/7/2016	
6/8/2016	
8/10/2016	
8/11/2016	0.27 (J)
10/4/2016	
10/5/2016	0.12 (J)
10/6/2016	
12/2/2016	
12/5/2016	0.26 (J)
12/6/2016	
2/14/2017	
2/15/2017	0.46
4/14/2017	
4/17/2017	0.14 (J)
4/18/2017	
5/26/2017	0.13 (J)
6/2/2017	
7/10/2017	
7/11/2017	0.2 (J)
7/14/2017	
10/10/2017	0.61
10/11/2017	
3/26/2018	
3/27/2018	0.36
6/12/2018	0.13 (J)
6/13/2018	
10/16/2018	
10/17/2018	0.13 (J)
10/18/2018	
2/25/2019	
2/28/2019	
4/1/2019	0.33
4/2/2019	
9/24/2019	0.096 (J)
2/19/2020	
2/20/2020	0.063 (J)
2/21/2020	
3/18/2020	
3/19/2020	0.074 (J)
5/4/2020	
5/11/2020	
5/20/2020	
9/3/2020	
9/23/2020	
9/24/2020	0.091 (J)
9/25/2020	
1/28/2021	
2/16/2021	
2/17/2021	0.086 (J)
2/18/2021	
2/22/2021	

Time Series

Constituent: Fluoride (mg/L) Analysis Run 11/18/2022 2:57 AM View: Constituents View

Plant Bowen Client: Southern Company Data: Bowen AP-1

	BGWC-9
2/23/2021	
3/8/2021	
3/24/2021	0.075 (J)
3/29/2021	
3/30/2021	
3/31/2021	
4/1/2021	
4/19/2021	
7/20/2021	
8/18/2021	0.073 (J)
8/19/2021	
8/20/2021	
8/23/2021	
8/24/2021	
2/9/2022	
2/10/2022	0.071 (J)
2/11/2022	
2/14/2022	
2/15/2022	
2/17/2022	
7/26/2022	0.11
7/28/2022	
8/1/2022	

Time Series

Constituent: Lead (mg/L) Analysis Run 11/18/2022 2:57 AM View: Constituents View

Plant Bowen Client: Southern Company Data: Bowen AP-1

	BGWA-2 (bg)	BGWA-29 (bg)	BGWA-33 (bg)	BGWA-47D (bg)	BGWA-48D (bg)	BGWA-6	BGWC-10	BGWC-12	BGWC-14A
6/6/2016	0.0024					<0.001			
6/7/2016							<0.001	<0.001	
8/9/2016	<0.001								
8/10/2016						<0.001			
8/11/2016									
8/12/2016								0.0001 (J)	
8/16/2016							<0.001		
8/22/2016		<0.001							
10/3/2016	<0.001								
10/4/2016		<0.001				<0.001			
10/6/2016								0.0002 (J)	
10/7/2016							<0.001		
11/29/2016	0.0002 (J)								
12/1/2016		<0.001				<0.001			
12/5/2016								0.0003 (J)	
12/6/2016							<0.001		
1/10/2017		<0.001							
2/13/2017	<0.001								
2/14/2017		<0.001				<0.001			
2/15/2017								<0.001	
2/16/2017							<0.001		
4/13/2017	<0.001					<0.001			
4/14/2017		<0.001							
4/18/2017							<0.001	<0.001	
5/25/2017	0.0001 (J)	<0.001				<0.001			
5/30/2017									
6/2/2017							<0.001	0.0001 (J)	
7/7/2017	<0.001					<0.001			
7/10/2017		<0.001							
7/12/2017							<0.001		
7/13/2017								0.0001 (J)	
7/14/2017									
3/26/2018	<0.001	<0.001							
3/27/2018							<0.001		
3/28/2018								<0.001	
2/25/2019	<0.001								
2/27/2019		<0.001							
2/28/2019							<0.001	<0.001	
4/1/2019	<0.001	<0.001						<0.001	
4/2/2019						7E-05 (J)	<0.001		
4/3/2019			<0.001						
9/23/2019	<0.001	<0.001				<0.001			
9/25/2019							0.00019 (J)	0.00063 (J)	
9/26/2019									
9/27/2019			<0.001						
2/18/2020	<0.001					<0.001			
2/19/2020		<0.001							
2/20/2020							0.00014 (J)		
2/21/2020			<0.001						
2/24/2020								<0.001	
3/18/2020	<0.001	<0.001							
3/19/2020						<0.001		<0.001	

Time Series

Constituent: Lead (mg/L) Analysis Run 11/18/2022 2:57 AM View: Constituents View

Plant Bowen Client: Southern Company Data: Bowen AP-1

	BGWA-2 (bg)	BGWA-29 (bg)	BGWA-33 (bg)	BGWA-47D (bg)	BGWA-48D (bg)	BGWA-6	BGWC-10	BGWC-12	BGWC-14A
3/20/2020			<0.001						
3/23/2020							<0.001		
5/22/2020				8.9E-05 (J)					7.3E-05 (J)
5/25/2020					0.00013 (J)				
6/23/2020				5.8E-05 (J)	8.1E-05 (J)				<0.001
7/28/2020				5.7E-05 (J)	5.2E-05 (J)				<0.001
9/2/2020				7.4E-05 (J)					<0.001
9/3/2020					3.8E-05 (J)				
9/23/2020	0.00014 (J)	<0.001				6.4E-05 (J)			
9/24/2020							<0.001		
9/25/2020			4.5E-05 (J)					<0.001	
10/1/2020				0.00021 (J)	0.00014 (J)				6.2E-05 (J)
11/10/2020				6.5E-05 (J)	0.00013 (J)				0.00011 (J)
12/15/2020				8E-05 (J)	0.00011 (J)				5.6E-05 (J)
1/20/2021				7.2E-05 (J)	0.00025 (J)				<0.001
2/16/2021	0.00011 (J)	4.2E-05 (J)							
2/17/2021				0.00015 (J)	0.00026 (J)				
2/18/2021						5.7E-05 (J)	<0.001		<0.001
2/19/2021			<0.001					8.7E-05 (J)	
3/23/2021		<0.001							
3/24/2021								0.00013 (J)	<0.001
3/25/2021				<0.001	0.00011 (J)				
3/26/2021	6.8E-05 (J)								
3/30/2021							<0.001		
3/31/2021						0.00016 (J)			
4/1/2021			<0.001						
8/16/2021	<0.001	<0.001		<0.001	<0.001	<0.001			
8/18/2021							<0.001	<0.001	<0.001
8/25/2021			<0.001						
2/9/2022	<0.001			<0.001	<0.001	<0.001			<0.001
2/10/2022		<0.001							
2/11/2022							<0.001	<0.001	
2/16/2022			<0.001						
7/26/2022	<0.001	<0.001		<0.001	<0.001	<0.001			<0.001
7/27/2022								<0.001	
7/28/2022							<0.001		
8/3/2022			<0.001						

Time Series

Constituent: Lead (mg/L) Analysis Run 11/18/2022 2:57 AM View: Constituents View

Plant Bowen Client: Southern Company Data: Bowen AP-1

	BGWC-16
6/6/2016	
6/7/2016	<0.001
8/9/2016	
8/10/2016	
8/11/2016	<0.001
8/12/2016	
8/16/2016	
8/22/2016	
10/3/2016	
10/4/2016	
10/6/2016	
10/7/2016	<0.001
11/29/2016	
12/1/2016	
12/5/2016	
12/6/2016	<0.001
1/10/2017	
2/13/2017	
2/14/2017	
2/15/2017	
2/16/2017	<0.001
4/13/2017	
4/14/2017	
4/18/2017	<0.001
5/25/2017	
5/30/2017	0.0001 (J)
6/2/2017	
7/7/2017	
7/10/2017	
7/12/2017	
7/13/2017	
7/14/2017	0.0002 (J)
3/26/2018	
3/27/2018	<0.001
3/28/2018	
2/25/2019	<0.001
2/27/2019	
2/28/2019	
4/1/2019	
4/2/2019	<0.001
4/3/2019	
9/23/2019	
9/25/2019	
9/26/2019	0.00034 (J)
9/27/2019	
2/18/2020	
2/19/2020	
2/20/2020	0.00014 (J)
2/21/2020	
2/24/2020	
3/18/2020	
3/19/2020	0.00013 (J)

Time Series

Constituent: Lead (mg/L) Analysis Run 11/18/2022 2:57 AM View: Constituents View

Plant Bowen Client: Southern Company Data: Bowen AP-1

	BGWC-16
3/20/2020	
3/23/2020	
5/22/2020	
5/25/2020	
6/23/2020	
7/28/2020	
9/2/2020	
9/3/2020	
9/23/2020	
9/24/2020	0.00021 (J)
9/25/2020	
10/1/2020	
11/10/2020	
12/15/2020	
1/20/2021	
2/16/2021	
2/17/2021	
2/18/2021	0.00013 (J)
2/19/2021	
3/23/2021	
3/24/2021	8E-05 (J)
3/25/2021	
3/26/2021	
3/30/2021	
3/31/2021	
4/1/2021	
8/16/2021	
8/18/2021	<0.001
8/25/2021	
2/9/2022	
2/10/2022	
2/11/2022	<0.001
2/16/2022	
7/26/2022	
7/27/2022	<0.001
7/28/2022	
8/3/2022	

Time Series

Constituent: Lead (mg/L) Analysis Run 11/18/2022 2:57 AM View: Constituents View

Plant Bowen Client: Southern Company Data: Bowen AP-1

	BGWC-17	BGWC-18	BGWC-19	BGWC-20	BGWC-21	BGWC-22	BGWC-23	BGWC-24	BGWC-25
6/7/2016	<0.001								
6/8/2016		<0.001	<0.001	<0.001	<0.001	<0.001			<0.001
6/9/2016							<0.001	0.00059 (J)	
8/11/2016	<0.001								
8/12/2016		0.0001 (J)	<0.001	<0.001					
8/15/2016									0.0005 (J)
8/18/2016					<0.001	<0.001	<0.001	<0.001	
10/7/2016	<0.001	<0.001	<0.001						
10/10/2016				<0.001	<0.001	<0.001	<0.001	<0.001	<0.001
12/6/2016	<0.001	0.0001 (J)							
12/7/2016			<0.001	<0.001			<0.001	<0.001	
12/8/2016					<0.001	<0.001			0.0006 (J)
1/23/2017									
2/7/2017									
2/16/2017	<0.001	0.0002 (J)	<0.001						
2/17/2017				<0.001	<0.001	<0.001			
2/20/2017							<0.001	<0.001	0.0004 (J)
3/27/2017									
4/17/2017									
4/19/2017	<0.001	0.0001 (J)	0.0006 (J)	<0.001	<0.001		<0.001	<0.001	
4/20/2017						<0.001			0.0002 (J)
5/22/2017									
5/30/2017	<0.001								
6/1/2017		9E-05 (J)	<0.001	0.0001 (J)	<0.001				7E-05 (J)
6/5/2017						<0.001	<0.001	7E-05 (J)	
7/11/2017									
7/14/2017	<0.001	0.0001 (J)	<0.001						
7/17/2017							<0.001	<0.001	<0.001
7/18/2017				<0.001	<0.001				
7/19/2017						<0.001			
8/23/2017									
3/26/2018									
3/27/2018	<0.001	<0.001	<0.001						
3/28/2018				<0.001	<0.001				<0.001
3/29/2018						<0.001	<0.001	<0.001	
2/27/2019	<0.001	<0.001		<0.001					
3/1/2019			<0.001			0.00033 (J)	<0.001	<0.001	<0.001
4/2/2019	<0.001	8.1E-05 (J)							
4/3/2019			<0.001	<0.001	6.8E-05 (J)	<0.001	<0.001	<0.001	
4/4/2019									<0.001
9/26/2019	<0.001	<0.001	<0.001	<0.001					
9/27/2019						5.4E-05 (J)	<0.001		
9/30/2019					7.3E-05 (J)			<0.001	<0.001
2/24/2020	7.9E-05 (J)	<0.001	<0.001	<0.001					
2/25/2020						<0.001	<0.001		
2/26/2020					5.3E-05 (J)			<0.001	<0.001
3/19/2020	<0.001								
3/20/2020		<0.001	<0.001		6E-05 (J)	<0.001			
3/23/2020				<0.001			<0.001		
3/24/2020									<0.001
3/25/2020								5.4E-05 (J)	
9/24/2020	<0.001	<0.001			5E-05 (J)	0.00014 (J)	0.00014 (J)		

Time Series

Constituent: Lead (mg/L) Analysis Run 11/18/2022 2:57 AM View: Constituents View

Plant Bowen Client: Southern Company Data: Bowen AP-1

	BGWC-17	BGWC-18	BGWC-19	BGWC-20	BGWC-21	BGWC-22	BGWC-23	BGWC-24	BGWC-25
9/25/2020								0.0001 (J)	
9/28/2020			3.8E-05 (J)	8.3E-05 (J)					5.1E-05 (J)
2/18/2021	<0.001	<0.001	<0.001	<0.001					
2/19/2021					8.7E-05 (J)	0.00011 (J)	<0.001	4.3E-05 (J)	
2/23/2021									7.4E-05 (J)
3/8/2021									
3/24/2021	<0.001	<0.001							
3/25/2021									
3/26/2021			<0.001				0.00031 (J)	7.1E-05 (J)	0.00013 (J)
3/29/2021				<0.001	9.4E-05 (J)	6.1E-05 (J)			
8/19/2021	<0.001	<0.001							<0.001
8/20/2021			<0.001	<0.001	<0.001				
8/23/2021						<0.001	<0.001	<0.001	
2/11/2022	<0.001								
2/14/2022							<0.001		
2/15/2022						<0.001		<0.001	
2/16/2022		<0.001	<0.001	<0.001	<0.001				<0.001
7/27/2022	<0.001	<0.001	<0.001	<0.001					<0.001
7/28/2022					<0.001				
8/1/2022							<0.001		
8/2/2022						<0.001		<0.001	
10/21/2022								<0.001 (R)	

Time Series

Constituent: Lead (mg/L) Analysis Run 11/18/2022 2:57 AM View: Constituents View

Plant Bowen Client: Southern Company Data: Bowen AP-1

	BGWC-30
6/7/2016	
6/8/2016	
6/9/2016	
8/11/2016	
8/12/2016	
8/15/2016	
8/18/2016	
10/7/2016	
10/10/2016	
12/6/2016	
12/7/2016	
12/8/2016	
1/23/2017	0.0003 (J)
2/7/2017	0.0002 (J)
2/16/2017	
2/17/2017	
2/20/2017	
3/27/2017	8E-05 (J)
4/17/2017	<0.001
4/19/2017	
4/20/2017	
5/22/2017	<0.001
5/30/2017	
6/1/2017	
6/5/2017	<0.001
7/11/2017	8E-05 (J)
7/14/2017	
7/17/2017	
7/18/2017	
7/19/2017	
8/23/2017	<0.001
3/26/2018	<0.001
3/27/2018	
3/28/2018	
3/29/2018	
2/27/2019	
3/1/2019	<0.001
4/2/2019	<0.001
4/3/2019	
4/4/2019	
9/26/2019	
9/27/2019	0.00018 (J)
9/30/2019	
2/24/2020	
2/25/2020	
2/26/2020	0.00035 (J)
3/19/2020	
3/20/2020	
3/23/2020	0.00011 (J)
3/24/2020	
3/25/2020	
9/24/2020	

Time Series

Constituent: Lead (mg/L) Analysis Run 11/18/2022 2:57 AM View: Constituents View

Plant Bowen Client: Southern Company Data: Bowen AP-1

	BGWC-30
9/25/2020	0.00016 (J)
9/28/2020	
2/18/2021	
2/19/2021	
2/23/2021	
3/8/2021	0.00018 (J)
3/24/2021	
3/25/2021	0.00015 (J)
3/26/2021	
3/29/2021	
8/19/2021	<0.001
8/20/2021	
8/23/2021	
2/11/2022	
2/14/2022	<0.001
2/15/2022	
2/16/2022	
7/27/2022	
7/28/2022	
8/1/2022	<0.001
8/2/2022	
10/21/2022	

Time Series

Constituent: Lead (mg/L) Analysis Run 11/18/2022 2:57 AM View: Constituents View

Plant Bowen Client: Southern Company Data: Bowen AP-1

	BGWC-31	BGWC-32	BGWC-34D	BGWC-35D	BGWC-36D	BGWC-37D	BGWC-38D	BGWC-39	BGWC-40
4/2/2019					0.00067 (J)				
4/4/2019	0.00065 (J)		5.4E-05 (J)	0.00023 (J)					
4/5/2019		<0.001							
9/24/2019	0.0004 (J)		<0.001						
9/26/2019		<0.001		6.9E-05 (J)					
9/27/2019					0.0005 (J)				
2/25/2020				0.00025 (J)		0.00011 (J)			
2/26/2020	7.6E-05 (J)				0.00033 (J)				
2/27/2020		<0.001	<0.001				0.00025 (J)	<0.001	
2/28/2020									0.00014 (J)
3/23/2020	0.00028 (J)				0.00014 (J)				
3/24/2020		<0.001	<0.001			7.3E-05 (J)	0.00016 (J)	0.0001 (J)	
3/25/2020				0.00018 (J)					0.00017 (J)
9/2/2020							0.00022 (J)		
9/25/2020		0.00011 (J)		0.00037 (J)		0.00029 (J)			
9/28/2020	0.0013 (J)		<0.001		0.00017 (J)				
9/29/2020								<0.001	0.00024 (J)
2/19/2021			<0.001						
2/22/2021	0.00045 (J)			0.00011 (J)		8.2E-05 (J)		<0.001	0.00014 (J)
2/23/2021		7.2E-05 (J)							
3/8/2021					0.00011 (J)				
3/9/2021							<0.001		
3/25/2021					<0.001				
3/26/2021				<0.001		<0.001			
3/29/2021	0.00061 (J)						<0.001		
3/30/2021		<0.001	<0.001						0.00018 (J)
3/31/2021								<0.001	
8/19/2021							<0.001		
8/20/2021	<0.001			<0.001		<0.001			
8/23/2021					<0.001				
8/24/2021			<0.001					<0.001	<0.001
8/25/2021		<0.001							
2/14/2022					<0.001		<0.001		
2/15/2022									
2/16/2022	<0.001	<0.001	<0.001					<0.001	<0.001
2/17/2022				<0.001		<0.001			
7/28/2022	<0.001		<0.001	<0.001		<0.001			<0.001
7/29/2022		<0.001			<0.001				
8/2/2022							<0.001	<0.001	

Time Series

Constituent: Lead (mg/L) Analysis Run 11/18/2022 2:57 AM View: Constituents View

Plant Bowen Client: Southern Company Data: Bowen AP-1

	BGWC-41D
4/2/2019	
4/4/2019	
4/5/2019	
9/24/2019	
9/26/2019	
9/27/2019	
2/25/2020	
2/26/2020	
2/27/2020	
2/28/2020	
3/23/2020	
3/24/2020	
3/25/2020	
9/2/2020	<0.001
9/25/2020	
9/28/2020	
9/29/2020	
2/19/2021	
2/22/2021	<0.001
2/23/2021	
3/8/2021	
3/9/2021	
3/25/2021	
3/26/2021	
3/29/2021	
3/30/2021	
3/31/2021	3.6E-05 (J)
8/19/2021	
8/20/2021	
8/23/2021	
8/24/2021	<0.001
8/25/2021	
2/14/2022	
2/15/2022	<0.001
2/16/2022	
2/17/2022	
7/28/2022	
7/29/2022	<0.001
8/2/2022	

Time Series

Constituent: Lead (mg/L) Analysis Run 11/18/2022 2:57 AM View: Constituents View

Plant Bowen Client: Southern Company Data: Bowen AP-1

	BGWC-42D	BGWC-43D	BGWC-44D	BGWC-49D	BGWC-50D	BGWC-51	BGWC-52	BGWC-7	BGWC-8
6/6/2016									
6/7/2016									<0.001
6/8/2016								<0.001	
8/10/2016									<0.001
8/11/2016								<0.001	
10/4/2016									<0.001
10/5/2016									
10/6/2016								<0.001	
12/2/2016									<0.001
12/5/2016									
12/6/2016								<0.001	
2/14/2017									<0.001
2/15/2017								<0.001	
4/14/2017									<0.001
4/17/2017									
4/18/2017								<0.001	
5/26/2017									0.0003 (J)
6/2/2017								<0.001	
7/10/2017									<0.001
7/11/2017									
7/14/2017								<0.001	
3/26/2018									<0.001
3/27/2018								<0.001	
2/25/2019									<0.001
2/28/2019								<0.001	
4/1/2019									<0.001
4/2/2019								<0.001	
9/24/2019								<0.001	<0.001
2/19/2020									0.00014 (J)
2/20/2020									
2/21/2020								<0.001	
3/18/2020									<0.001
3/19/2020								<0.001	
9/3/2020	<0.001	0.00012 (J)	<0.001						
9/23/2020									<0.001
9/24/2020									
9/25/2020								<0.001	
1/28/2021						0.00016 (J)	5.4E-05 (J)		
2/16/2021									0.0001 (J)
2/17/2021									
2/18/2021			0.00017 (J)					<0.001	
2/22/2021	4.1E-05 (J)								
2/23/2021						0.00015 (J)	0.0001 (J)		
3/8/2021		<0.001							
3/24/2021									0.00015 (J)
3/29/2021		<0.001							
3/30/2021						0.00022 (J)	0.00011 (J)	<0.001	
3/31/2021			<0.001						
4/1/2021	4.4E-05 (J)								
4/19/2021				4.4E-05 (J)	0.00014 (J)				
8/18/2021			<0.001		<0.001				<0.001
8/19/2021								<0.001	

Time Series

Constituent: Lead (mg/L) Analysis Run 11/18/2022 2:57 AM View: Constituents View

Plant Bowen Client: Southern Company Data: Bowen AP-1

	BGWC-42D	BGWC-43D	BGWC-44D	BGWC-49D	BGWC-50D	BGWC-51	BGWC-52	BGWC-7	BGWC-8
8/20/2021	<0.001								
8/23/2021		<0.001				<0.001	<0.001		
8/24/2021				<0.001					
2/9/2022			<0.001		<0.001				
2/10/2022									<0.001
2/11/2022								<0.001	
2/14/2022						<0.001	<0.001		
2/15/2022		<0.001							
2/17/2022	<0.001			<0.001					
7/26/2022			<0.001		<0.001				<0.001
7/28/2022	<0.001						<0.001	<0.001	
8/1/2022		<0.001		<0.001		<0.001			

Time Series

Constituent: Lead (mg/L) Analysis Run 11/18/2022 2:57 AM View: Constituents View

Plant Bowen Client: Southern Company Data: Bowen AP-1

	BGWC-9
6/6/2016	<0.001
6/7/2016	
6/8/2016	
8/10/2016	
8/11/2016	<0.001
10/4/2016	
10/5/2016	0.0005 (J)
10/6/2016	
12/2/2016	
12/5/2016	0.0002 (J)
12/6/2016	
2/14/2017	
2/15/2017	<0.001
4/14/2017	
4/17/2017	0.0001 (J)
4/18/2017	
5/26/2017	0.0001 (J)
6/2/2017	
7/10/2017	
7/11/2017	<0.001
7/14/2017	
3/26/2018	
3/27/2018	<0.001
2/25/2019	
2/28/2019	
4/1/2019	9.2E-05 (J)
4/2/2019	
9/24/2019	5.6E-05 (J)
2/19/2020	
2/20/2020	8.2E-05 (J)
2/21/2020	
3/18/2020	
3/19/2020	6.3E-05 (J)
9/3/2020	
9/23/2020	
9/24/2020	<0.001
9/25/2020	
1/28/2021	
2/16/2021	
2/17/2021	7.5E-05 (J)
2/18/2021	
2/22/2021	
2/23/2021	
3/8/2021	
3/24/2021	<0.001
3/29/2021	
3/30/2021	
3/31/2021	
4/1/2021	
4/19/2021	
8/18/2021	<0.001
8/19/2021	

Time Series

Constituent: Lead (mg/L) Analysis Run 11/18/2022 2:57 AM View: Constituents View

Plant Bowen Client: Southern Company Data: Bowen AP-1

	BGWC-9
8/20/2021	
8/23/2021	
8/24/2021	
2/9/2022	
2/10/2022	<0.001
2/11/2022	
2/14/2022	
2/15/2022	
2/17/2022	
7/26/2022	<0.001
7/28/2022	
8/1/2022	

Time Series

Constituent: Lithium (mg/L) Analysis Run 11/18/2022 2:57 AM View: Constituents View

Plant Bowen Client: Southern Company Data: Bowen AP-1

	BGWA-2 (bg)	BGWA-29 (bg)	BGWA-33 (bg)	BGWA-47D (bg)	BGWA-48D (bg)	BGWA-6	BGWC-10	BGWC-12	BGWC-14A
6/6/2016	<0.03					<0.03			
6/7/2016							0.0065	<0.03	
8/9/2016	<0.03								
8/10/2016						<0.03			
8/11/2016									
8/12/2016								<0.03	
8/16/2016							<0.03		
8/22/2016		<0.03							
10/3/2016	<0.03								
10/4/2016		<0.03				<0.03			
10/6/2016								<0.03	
10/7/2016							<0.03		
11/29/2016	<0.03								
12/1/2016		<0.03				<0.03			
12/5/2016								<0.03	
12/6/2016							<0.03		
1/10/2017		<0.03							
2/13/2017	<0.03								
2/14/2017		<0.03				<0.03			
2/15/2017								<0.03	
2/16/2017							<0.03		
4/13/2017	<0.03					<0.03			
4/14/2017		<0.03							
4/18/2017							0.0011 (J)	<0.03	
5/25/2017	<0.03	<0.03				<0.03			
5/30/2017									
6/2/2017							0.0011 (J)	<0.03	
7/7/2017	<0.03					<0.03			
7/10/2017		<0.03							
7/12/2017							<0.03		
7/13/2017								<0.03	
7/14/2017									
3/26/2018	<0.03	<0.03							
3/27/2018							0.0025 (J)		
3/28/2018								<0.03	
6/12/2018	<0.03	<0.03							
6/14/2018							0.0011 (J)	<0.03	
10/16/2018	<0.03	<0.03				<0.03			
10/17/2018								<0.03	
10/18/2018							0.0016 (J)		
2/25/2019	<0.03								
2/27/2019		<0.03							
2/28/2019							0.0017 (J)	0.0011 (J)	
4/1/2019	<0.03	0.00059 (J)						0.00078 (J)	
4/2/2019						<0.03	0.0012 (J)		
4/3/2019			<0.03						
9/23/2019	<0.03	0.00089 (J)				<0.03			
9/25/2019							<0.03	0.001 (J)	
9/26/2019									
9/27/2019			<0.03						
2/18/2020	<0.03					<0.03			
2/19/2020		<0.03							

Time Series

Constituent: Lithium (mg/L) Analysis Run 11/18/2022 2:57 AM View: Constituents View

Plant Bowen Client: Southern Company Data: Bowen AP-1

	BGWA-2 (bg)	BGWA-29 (bg)	BGWA-33 (bg)	BGWA-47D (bg)	BGWA-48D (bg)	BGWA-6	BGWC-10	BGWC-12	BGWC-14A
2/20/2020							0.00093 (J)		
2/21/2020			<0.03						
2/24/2020								0.00091 (J)	
3/18/2020	<0.03	<0.03							
3/19/2020						<0.03		0.00097 (J)	
3/20/2020			<0.03						
3/23/2020							0.00084 (J)		
5/22/2020				<0.03					<0.03
5/25/2020					0.0011 (J)				
6/23/2020				<0.03	<0.03				<0.03
7/28/2020				<0.03	0.0014 (J)				<0.03
9/2/2020				<0.03					0.00095 (J)
9/3/2020					0.0014 (J)				
9/23/2020	<0.03	0.00085 (J)				<0.03			
9/24/2020							0.0013 (J)		
9/25/2020			<0.03					0.001 (J)	
10/1/2020				<0.03	0.0011 (J)				0.00095 (J)
11/10/2020				<0.03	<0.03				<0.03
12/15/2020				<0.03	0.00089				0.00091
1/20/2021				<0.03	0.00091 (J)				0.00082 (J)
2/16/2021	<0.03	<0.03							
2/17/2021				<0.03	0.00099 (J)				
2/18/2021						<0.03	0.0011 (J)		<0.03
2/19/2021			<0.03					0.0011 (J)	
3/23/2021		0.00087 (J)							
3/24/2021								0.0012 (J)	<0.03
3/25/2021				<0.03	<0.03				
3/26/2021	<0.03								
3/30/2021							0.00092 (J)		
3/31/2021						0.00082 (J)			
4/1/2021			<0.03						
8/16/2021	<0.03	0.00093 (J)		<0.03	<0.03	<0.03			
8/18/2021							<0.03	0.0013 (J)	0.00087 (J)
8/25/2021			<0.03						
2/9/2022	<0.03			0.00083 (J)	<0.03	<0.03			<0.03
2/10/2022		<0.03							
2/11/2022							0.00079 (J)	0.0011 (J)	
2/16/2022			<0.03						
7/26/2022	<0.03	0.00095 (J)		0.00073 (J)	<0.03	<0.03			0.0011 (J)
7/27/2022								0.0014 (J)	
7/28/2022							0.00076 (J)		
8/3/2022			<0.03						

Time Series

Constituent: Lithium (mg/L) Analysis Run 11/18/2022 2:57 AM View: Constituents View

Plant Bowen Client: Southern Company Data: Bowen AP-1

	BGWC-16
6/6/2016	
6/7/2016	<0.03
8/9/2016	
8/10/2016	
8/11/2016	<0.03
8/12/2016	
8/16/2016	
8/22/2016	
10/3/2016	
10/4/2016	
10/6/2016	
10/7/2016	<0.03
11/29/2016	
12/1/2016	
12/5/2016	
12/6/2016	<0.03
1/10/2017	
2/13/2017	
2/14/2017	
2/15/2017	
2/16/2017	<0.03
4/13/2017	
4/14/2017	
4/18/2017	<0.03
5/25/2017	
5/30/2017	<0.03
6/2/2017	
7/7/2017	
7/10/2017	
7/12/2017	
7/13/2017	
7/14/2017	<0.03
3/26/2018	
3/27/2018	<0.03
3/28/2018	
6/12/2018	<0.03
6/14/2018	
10/16/2018	
10/17/2018	
10/18/2018	<0.03
2/25/2019	<0.03
2/27/2019	
2/28/2019	
4/1/2019	
4/2/2019	0.00049 (J)
4/3/2019	
9/23/2019	
9/25/2019	
9/26/2019	<0.03
9/27/2019	
2/18/2020	
2/19/2020	

Time Series

Constituent: Lithium (mg/L) Analysis Run 11/18/2022 2:57 AM View: Constituents View

Plant Bowen Client: Southern Company Data: Bowen AP-1

	BGWC-16
2/20/2020	<0.03
2/21/2020	
2/24/2020	
3/18/2020	
3/19/2020	<0.03
3/20/2020	
3/23/2020	
5/22/2020	
5/25/2020	
6/23/2020	
7/28/2020	
9/2/2020	
9/3/2020	
9/23/2020	
9/24/2020	<0.03
9/25/2020	
10/1/2020	
11/10/2020	
12/15/2020	
1/20/2021	
2/16/2021	
2/17/2021	
2/18/2021	<0.03
2/19/2021	
3/23/2021	
3/24/2021	<0.03
3/25/2021	
3/26/2021	
3/30/2021	
3/31/2021	
4/1/2021	
8/16/2021	
8/18/2021	<0.03
8/25/2021	
2/9/2022	
2/10/2022	
2/11/2022	<0.03
2/16/2022	
7/26/2022	
7/27/2022	<0.03
7/28/2022	
8/3/2022	

Time Series

Constituent: Lithium (mg/L) Analysis Run 11/18/2022 2:57 AM View: Constituents View

Plant Bowen Client: Southern Company Data: Bowen AP-1

	BGWC-17	BGWC-18	BGWC-19	BGWC-20	BGWC-21	BGWC-22	BGWC-23	BGWC-24	BGWC-25
6/7/2016	<0.03								
6/8/2016		<0.03	<0.03	0.016	<0.03	0.012			<0.03
6/9/2016							0.0074	0.0057	
8/11/2016	<0.03								
8/12/2016		<0.03	<0.03	0.0202 (J)					
8/15/2016									<0.03
8/18/2016					<0.03	0.0118 (J)	0.0078 (J)	0.0061 (J)	
10/7/2016	<0.03	<0.03	<0.03						
10/10/2016				0.0194 (J)	<0.03	0.0137 (J)	0.0093 (J)	0.006 (J)	<0.03
12/6/2016	<0.03	<0.03							
12/7/2016			<0.03	0.0265 (J)			0.0117 (J)	0.0066 (J)	
12/8/2016					<0.03	0.0154 (J)			<0.03
1/23/2017									
2/7/2017									
2/16/2017	<0.03	<0.03	<0.03						
2/17/2017				0.0253 (J)	<0.03	0.0125 (J)			
2/20/2017							0.011 (J)	0.0053 (J)	<0.03
3/27/2017									
4/17/2017									
4/19/2017	<0.03	<0.03	<0.03	0.0233 (J)	<0.03		0.0105 (J)	0.0055 (J)	
4/20/2017						0.012 (J)			<0.03
5/22/2017									
5/30/2017	<0.03								
6/1/2017		<0.03	<0.03	0.023 (J)	<0.03				<0.03
6/5/2017						0.0114 (J)	0.0108 (J)	0.0068 (J)	
7/11/2017									
7/14/2017	<0.03	<0.03	<0.03						
7/17/2017							0.0095 (J)	<0.03	<0.03
7/18/2017				0.0207 (J)	<0.03				
7/19/2017						0.0126 (J)			
8/23/2017									
3/26/2018									
3/27/2018	<0.03	<0.03	<0.03						
3/28/2018				0.013 (J)	<0.03				<0.03
3/29/2018						0.021 (J)	0.014 (J)	0.0053 (J)	
6/13/2018				0.02 (J)			0.014 (J)	0.0067 (J)	
6/14/2018	<0.03	<0.03			<0.03	0.024 (J)			<0.03
6/15/2018			<0.03						
10/17/2018	<0.03								
10/18/2018		<0.03							
10/19/2018			<0.03		<0.03				
10/22/2018				0.016 (J)		0.034 (J)	0.016 (J)	0.0075 (J)	<0.03
2/27/2019	<0.03	<0.03		0.015 (J)					
3/1/2019			<0.03			0.022 (J)	0.017 (J)	0.0068 (J)	<0.03
4/2/2019	0.00069 (J)	<0.03							
4/3/2019			<0.03	0.012 (J)	<0.03	0.024 (J)	0.013 (J)	0.0048 (J)	
4/4/2019									<0.03
9/26/2019	<0.03	<0.03	<0.03	0.018 (J)					
9/27/2019						0.039	0.024 (J)		
9/30/2019					<0.03			0.0077 (J)	<0.03
2/24/2020	<0.03	<0.03	<0.03	0.021 (J)					
2/25/2020						0.026 (J)	0.033		

Time Series

Constituent: Lithium (mg/L) Analysis Run 11/18/2022 2:57 AM View: Constituents View

Plant Bowen Client: Southern Company Data: Bowen AP-1

	BGWC-17	BGWC-18	BGWC-19	BGWC-20	BGWC-21	BGWC-22	BGWC-23	BGWC-24	BGWC-25
2/26/2020					<0.03			0.0082 (J)	<0.03
3/19/2020	<0.03								
3/20/2020		<0.03	<0.03		<0.03	0.029 (J)			
3/23/2020				0.02 (J)			0.032		
3/24/2020									<0.03
3/25/2020								0.0078 (J)	
9/24/2020	<0.03	<0.03			<0.03	0.043	0.031		
9/25/2020								0.0078 (J)	
9/28/2020			<0.03	0.027 (J)					<0.03
2/18/2021	<0.03	<0.03	<0.03	0.041					
2/19/2021					<0.03	0.035	0.04	0.0086 (J)	
2/23/2021									<0.03
3/8/2021									
3/24/2021	<0.03	<0.03							
3/25/2021									
3/26/2021			<0.03				0.039 (J)	<0.03	<0.03
3/29/2021				0.036	<0.03	0.033			
8/19/2021	<0.03	<0.03							<0.03
8/20/2021			<0.03	0.025 (J)	<0.03				
8/23/2021						0.028 (J)	0.029 (J)	0.0076 (J)	
2/11/2022	<0.03								
2/14/2022							0.033		
2/15/2022						0.032 (J)		0.0086 (J)	
2/16/2022		<0.03	<0.03	0.031	<0.03				<0.03
7/27/2022	<0.03	<0.03	<0.03	0.037					<0.03
7/28/2022					<0.03				
8/1/2022							0.029 (J)		
8/2/2022						0.03 (J)		<0.03	
10/21/2022								0.0057 (J)	

Time Series

Constituent: Lithium (mg/L) Analysis Run 11/18/2022 2:57 AM View: Constituents View

Plant Bowen Client: Southern Company Data: Bowen AP-1

	BGWC-30
6/7/2016	
6/8/2016	
6/9/2016	
8/11/2016	
8/12/2016	
8/15/2016	
8/18/2016	
10/7/2016	
10/10/2016	
12/6/2016	
12/7/2016	
12/8/2016	
1/23/2017	0.0171 (J)
2/7/2017	0.0196 (J)
2/16/2017	
2/17/2017	
2/20/2017	
3/27/2017	0.0192 (J)
4/17/2017	0.0169 (J)
4/19/2017	
4/20/2017	
5/22/2017	0.0167 (J)
5/30/2017	
6/1/2017	
6/5/2017	0.0177 (J)
7/11/2017	0.0203 (J)
7/14/2017	
7/17/2017	
7/18/2017	
7/19/2017	
8/23/2017	0.0182 (J)
3/26/2018	0.0063 (J)
3/27/2018	
3/28/2018	
3/29/2018	
6/13/2018	
6/14/2018	
6/15/2018	0.0049 (J)
10/17/2018	
10/18/2018	
10/19/2018	
10/22/2018	0.005 (J)
2/27/2019	
3/1/2019	0.0044 (J)
4/2/2019	0.0041 (J)
4/3/2019	
4/4/2019	
9/26/2019	
9/27/2019	0.0012 (J)
9/30/2019	
2/24/2020	
2/25/2020	

Time Series

Constituent: Lithium (mg/L) Analysis Run 11/18/2022 2:57 AM View: Constituents View

Plant Bowen Client: Southern Company Data: Bowen AP-1

	BGWC-30
2/26/2020	0.00096 (J)
3/19/2020	
3/20/2020	
3/23/2020	0.0014 (J)
3/24/2020	
3/25/2020	
9/24/2020	
9/25/2020	0.0011 (J)
9/28/2020	
2/18/2021	
2/19/2021	
2/23/2021	
3/8/2021	0.0012 (J)
3/24/2021	
3/25/2021	<0.03
3/26/2021	
3/29/2021	
8/19/2021	0.0012 (J)
8/20/2021	
8/23/2021	
2/11/2022	
2/14/2022	0.0015 (J)
2/15/2022	
2/16/2022	
7/27/2022	
7/28/2022	
8/1/2022	0.0012 (J)
8/2/2022	
10/21/2022	

Time Series

Constituent: Lithium (mg/L) Analysis Run 11/18/2022 2:57 AM View: Constituents View

Plant Bowen Client: Southern Company Data: Bowen AP-1

	BGWC-31	BGWC-32	BGWC-34D	BGWC-35D	BGWC-36D	BGWC-37D	BGWC-38D	BGWC-39	BGWC-40
10/17/2018					0.0044 (J)				
10/18/2018	<0.03								
10/19/2018			0.00098 (J)						
10/22/2018		<0.03		0.011 (J)					
4/2/2019					0.0021 (J)				
4/4/2019	<0.03		0.00068 (J)	0.0096 (J)					
4/5/2019		<0.03							
9/24/2019	<0.03		<0.03						
9/26/2019		<0.03		0.013					
9/27/2019					0.0028 (J)				
2/25/2020				0.011 (J)		0.044			
2/26/2020	<0.03				0.001 (J)				
2/27/2020		<0.03	<0.03				0.02 (J)	0.0036 (J)	
2/28/2020									0.00084 (J)
3/23/2020	<0.03				<0.03				
3/24/2020		<0.03	<0.03			0.025 (J)	0.019 (J)	0.0029 (J)	
3/25/2020				0.0092 (J)					0.00079 (J)
9/2/2020							0.0096 (J)		
9/25/2020		<0.03		0.0062 (J)		0.014 (J)			
9/28/2020	<0.03		<0.03		0.0011 (J)				
9/29/2020								0.0066 (J)	<0.03
2/19/2021			<0.03						
2/22/2021	<0.03			0.014 (J)		0.0092 (J)		0.0038 (J)	<0.03
2/23/2021		<0.03							
3/8/2021					0.0017 (J)				
3/9/2021							0.011 (J)		
3/25/2021					0.0022 (J)				
3/26/2021				0.02 (J)		0.0066 (J)			
3/29/2021	<0.03						0.012 (J)		
3/30/2021		<0.03	<0.03						0.00086 (J)
3/31/2021								0.0039 (J)	
8/19/2021							0.0066 (J)		
8/20/2021	<0.03			0.016 (J)		0.004 (J)			
8/23/2021					0.0022 (J)				
8/24/2021			<0.03					0.0056 (J)	0.001 (J)
8/25/2021		<0.03							
2/14/2022					0.002 (J)		0.0061 (J)		
2/15/2022									
2/16/2022	<0.03	<0.15 (o)	<0.03					0.0042 (J)	<0.15 (o)
2/17/2022				0.018 (J)		<0.15 (o)			
7/28/2022	<0.03		<0.03	0.016 (J)		0.0026 (J)			<0.03
7/29/2022		<0.03			0.0012 (J)				
8/2/2022							0.009 (J)	0.0038 (J)	

Time Series

Constituent: Lithium (mg/L) Analysis Run 11/18/2022 2:57 AM View: Constituents View

Plant Bowen Client: Southern Company Data: Bowen AP-1

	BGWC-41D
10/17/2018	
10/18/2018	
10/19/2018	
10/22/2018	
4/2/2019	
4/4/2019	
4/5/2019	
9/24/2019	
9/26/2019	
9/27/2019	
2/25/2020	
2/26/2020	
2/27/2020	
2/28/2020	
3/23/2020	
3/24/2020	
3/25/2020	
9/2/2020	0.00092 (J)
9/25/2020	
9/28/2020	
9/29/2020	
2/19/2021	
2/22/2021	0.0017 (J)
2/23/2021	
3/8/2021	
3/9/2021	
3/25/2021	
3/26/2021	
3/29/2021	
3/30/2021	
3/31/2021	0.0017 (J)
8/19/2021	
8/20/2021	
8/23/2021	
8/24/2021	0.0024 (J)
8/25/2021	
2/14/2022	
2/15/2022	0.002 (J)
2/16/2022	
2/17/2022	
7/28/2022	
7/29/2022	0.0018 (J)
8/2/2022	

Time Series

Constituent: Lithium (mg/L) Analysis Run 11/18/2022 2:57 AM View: Constituents View

Plant Bowen Client: Southern Company Data: Bowen AP-1

	BGWC-42D	BGWC-43D	BGWC-44D	BGWC-49D	BGWC-50D	BGWC-51	BGWC-52	BGWC-7	BGWC-8
6/6/2016									
6/7/2016									<0.03
6/8/2016								0.0079	
8/10/2016									<0.03
8/11/2016								0.0093 (J)	
10/4/2016									<0.03
10/5/2016									
10/6/2016								0.0102 (J)	
12/2/2016									<0.03
12/5/2016									
12/6/2016								0.0094 (J)	
2/14/2017									<0.03
2/15/2017								<0.03	
4/14/2017									<0.03
4/17/2017									
4/18/2017								0.0086 (J)	
5/26/2017									<0.03
6/2/2017								0.0102 (J)	
7/10/2017									<0.03
7/11/2017									
7/14/2017								0.0092 (J)	
3/26/2018									<0.03
3/27/2018								0.0087 (J)	
6/12/2018									<0.03
6/13/2018								0.0084 (J)	
10/16/2018									0.001 (J)
10/17/2018									
10/18/2018								0.0083 (J)	
2/25/2019									<0.03
2/28/2019								0.0086 (J)	
4/1/2019									<0.03
4/2/2019								0.0073 (J)	
9/24/2019								0.0083 (J)	<0.03
2/19/2020									<0.03
2/20/2020									
2/21/2020								0.0088 (J)	
3/18/2020									<0.03
3/19/2020								0.0097 (J)	
9/3/2020	0.0014 (J)	0.023 (J)	0.0016 (J)						
9/23/2020									<0.03
9/24/2020									
9/25/2020								0.0065 (J)	
1/28/2021						0.0017 (J)	0.0037 (J)		
2/16/2021									<0.03
2/17/2021									
2/18/2021			0.0035 (J)					0.0072 (J)	
2/22/2021	<0.03								
2/23/2021						0.0015 (J)	0.0038 (J)		
3/8/2021		0.024 (J)							
3/24/2021									<0.03
3/29/2021		0.026 (J)							
3/30/2021						0.0035 (J)	0.0038 (J)	0.0084 (J)	

Time Series

Constituent: Lithium (mg/L) Analysis Run 11/18/2022 2:57 AM View: Constituents View

Plant Bowen Client: Southern Company Data: Bowen AP-1

	BGWC-42D	BGWC-43D	BGWC-44D	BGWC-49D	BGWC-50D	BGWC-51	BGWC-52	BGWC-7	BGWC-8
3/31/2021			0.0029 (J)						
4/1/2021	0.0022 (J)								
4/19/2021				0.0083 (J)	<0.03				
8/18/2021			0.0027 (J)		<0.03				<0.03
8/19/2021								0.007 (J)	
8/20/2021	0.0012 (J)								
8/23/2021		0.031				0.0011 (J)	0.0033 (J)		
8/24/2021				0.01 (J)					
2/9/2022			0.0036 (J)		<0.03				
2/10/2022									<0.03
2/11/2022								0.0074 (J)	
2/14/2022						<0.03	0.002 (J)		
2/15/2022		0.027 (J)							
2/17/2022	<0.15 (o)			0.0076 (J)					
7/26/2022			0.0037 (J)		<0.03				<0.03
7/28/2022	0.0016 (J)						0.00088 (J)	0.0061 (J)	
8/1/2022		0.025 (J)		0.0057 (J)		<0.03			

Time Series

Constituent: Lithium (mg/L) Analysis Run 11/18/2022 2:57 AM View: Constituents View

Plant Bowen Client: Southern Company Data: Bowen AP-1

	BGWC-9
6/6/2016	<0.03
6/7/2016	
6/8/2016	
8/10/2016	
8/11/2016	<0.03
10/4/2016	
10/5/2016	<0.03
10/6/2016	
12/2/2016	
12/5/2016	<0.03
12/6/2016	
2/14/2017	
2/15/2017	<0.03
4/14/2017	
4/17/2017	0.0013 (J)
4/18/2017	
5/26/2017	0.0013 (J)
6/2/2017	
7/10/2017	
7/11/2017	<0.03
7/14/2017	
3/26/2018	
3/27/2018	0.0014 (J)
6/12/2018	0.0012 (J)
6/13/2018	
10/16/2018	
10/17/2018	<0.03
10/18/2018	
2/25/2019	
2/28/2019	
4/1/2019	0.0012 (J)
4/2/2019	
9/24/2019	0.0011 (J)
2/19/2020	
2/20/2020	0.002 (J)
2/21/2020	
3/18/2020	
3/19/2020	0.0019 (J)
9/3/2020	
9/23/2020	
9/24/2020	0.0011 (J)
9/25/2020	
1/28/2021	
2/16/2021	
2/17/2021	0.0013 (J)
2/18/2021	
2/22/2021	
2/23/2021	
3/8/2021	
3/24/2021	0.0014 (J)
3/29/2021	
3/30/2021	

Time Series

Constituent: Lithium (mg/L) Analysis Run 11/18/2022 2:57 AM View: Constituents View

Plant Bowen Client: Southern Company Data: Bowen AP-1

	BGWC-9
3/31/2021	
4/1/2021	
4/19/2021	
8/18/2021	0.0013 (J)
8/19/2021	
8/20/2021	
8/23/2021	
8/24/2021	
2/9/2022	
2/10/2022	0.0016 (J)
2/11/2022	
2/14/2022	
2/15/2022	
2/17/2022	
7/26/2022	0.0014 (J)
7/28/2022	
8/1/2022	

Time Series

Constituent: Mercury (mg/L) Analysis Run 11/18/2022 2:57 AM View: Constituents View

Plant Bowen Client: Southern Company Data: Bowen AP-1

	BGWA-2 (bg)	BGWA-29 (bg)	BGWA-33 (bg)	BGWA-47D (bg)	BGWA-48D (bg)	BGWA-6	BGWC-10	BGWC-12	BGWC-14A
6/6/2016	7.7E-05 (J)					8.4E-05 (J)			
6/7/2016							0.0001 (J)	0.0001 (J)	
8/9/2016	<0.0002								
8/10/2016						<0.0002			
8/11/2016									
8/12/2016								<0.0002	
8/16/2016							<0.0002		
8/22/2016		<0.0002							
10/3/2016	<0.0002								
10/4/2016		<0.0002				<0.0002			
10/6/2016								<0.0002	
10/7/2016							<0.0002		
11/29/2016	<0.0002								
12/1/2016		<0.0002				<0.0002			
12/5/2016								<0.0002	
12/6/2016							<0.0002		
1/10/2017		<0.0002							
2/13/2017	<0.0002								
2/14/2017		<0.0002				<0.0002			
2/15/2017								<0.0002	
2/16/2017							<0.0002		
4/13/2017	<0.0002					<0.0002			
4/14/2017		<0.0002							
4/18/2017							<0.0002	<0.0002	
5/25/2017	<0.0002	<0.0002				<0.0002			
5/30/2017									
6/2/2017							<0.0002	<0.0002	
7/7/2017	<0.0002					<0.0002			
7/10/2017		<0.0002							
7/12/2017							<0.0002		
7/13/2017								<0.0002	
7/14/2017									
3/26/2018	<0.0002	<0.0002							
3/27/2018							<0.0002		
3/28/2018								<0.0002	
2/25/2019	<0.0002								
2/27/2019		6.5E-05 (J)							
2/28/2019							4.8E-05 (J)	5.8E-05 (J)	
4/1/2019	<0.0002	<0.0002						<0.0002	
4/2/2019						<0.0002	<0.0002		
4/3/2019			<0.0002						
9/23/2019	<0.0002	<0.0002				<0.0002			
9/25/2019							<0.0002	<0.0002	
9/26/2019									
9/27/2019			<0.0002						
2/18/2020	<0.0002					<0.0002			
2/19/2020		<0.0002							
2/20/2020							<0.0002		
2/21/2020			<0.0002						
2/24/2020								<0.0002	
3/18/2020	<0.0002	<0.0002							
3/19/2020						<0.0002		<0.0002	

Time Series

Constituent: Mercury (mg/L) Analysis Run 11/18/2022 2:57 AM View: Constituents View

Plant Bowen Client: Southern Company Data: Bowen AP-1

	BGWA-2 (bg)	BGWA-29 (bg)	BGWA-33 (bg)	BGWA-47D (bg)	BGWA-48D (bg)	BGWA-6	BGWC-10	BGWC-12	BGWC-14A
3/20/2020			<0.0002						
3/23/2020							<0.0002		
5/22/2020				<0.0002					<0.0002
5/25/2020					<0.0002				
6/23/2020				<0.0002	<0.0002				<0.0002
7/28/2020				<0.0002	<0.0002				<0.0002
9/2/2020				<0.0002					<0.0002
9/3/2020					<0.0002				
9/23/2020	<0.0002	<0.0002				<0.0002			
9/24/2020							<0.0002		
9/25/2020			8.7E-05 (J)					<0.0002	
10/1/2020				<0.0002	<0.0002				<0.0002
11/10/2020				<0.0002	<0.0002				<0.0002
12/15/2020				<0.0002	<0.0002				<0.0002
1/20/2021				<0.0002	<0.0002				<0.0002
2/16/2021	<0.0002	<0.0002							
2/17/2021				<0.0002	<0.0002				
2/18/2021						<0.0002	<0.0002		<0.0002
2/19/2021			<0.0002					<0.0002	
3/23/2021		<0.0002							
3/24/2021								<0.0002	<0.0002
3/25/2021				<0.0002	<0.0002				
3/26/2021	<0.0002								
3/30/2021							<0.0002		
3/31/2021						<0.0002			
4/1/2021			<0.0002						
8/16/2021	<0.0002	<0.0002		<0.0002	<0.0002	<0.0002			
8/18/2021							<0.0002	<0.0002	<0.0002
8/25/2021			<0.0002						
2/9/2022	<0.0002			<0.0002	<0.0002	<0.0002			<0.0002
2/10/2022		<0.0002							
2/11/2022							<0.0002	<0.0002	
2/16/2022			<0.0002						
7/26/2022	0.00019 (J)	0.00015 (J)		0.00022	0.00014 (J)	<0.0002			0.00016 (J)
7/27/2022								<0.0002	
7/28/2022							<0.0002		
8/3/2022			<0.0002						

Time Series

Constituent: Mercury (mg/L) Analysis Run 11/18/2022 2:57 AM View: Constituents View

Plant Bowen Client: Southern Company Data: Bowen AP-1

	BGWC-16
6/6/2016	
6/7/2016	9.8E-05 (J)
8/9/2016	
8/10/2016	
8/11/2016	<0.0002
8/12/2016	
8/16/2016	
8/22/2016	
10/3/2016	
10/4/2016	
10/6/2016	
10/7/2016	<0.0002
11/29/2016	
12/1/2016	
12/5/2016	
12/6/2016	<0.0002
1/10/2017	
2/13/2017	
2/14/2017	
2/15/2017	
2/16/2017	<0.0002
4/13/2017	
4/14/2017	
4/18/2017	<0.0002
5/25/2017	
5/30/2017	<0.0002
6/2/2017	
7/7/2017	
7/10/2017	
7/12/2017	
7/13/2017	
7/14/2017	<0.0002
3/26/2018	
3/27/2018	<0.0002
3/28/2018	
2/25/2019	<0.0002
2/27/2019	
2/28/2019	
4/1/2019	
4/2/2019	<0.0002
4/3/2019	
9/23/2019	
9/25/2019	
9/26/2019	<0.0002
9/27/2019	
2/18/2020	
2/19/2020	
2/20/2020	<0.0002
2/21/2020	
2/24/2020	
3/18/2020	
3/19/2020	<0.0002

Time Series

Constituent: Mercury (mg/L) Analysis Run 11/18/2022 2:57 AM View: Constituents View

Plant Bowen Client: Southern Company Data: Bowen AP-1

	BGWC-16
3/20/2020	
3/23/2020	
5/22/2020	
5/25/2020	
6/23/2020	
7/28/2020	
9/2/2020	
9/3/2020	
9/23/2020	
9/24/2020	<0.0002
9/25/2020	
10/1/2020	
11/10/2020	
12/15/2020	
1/20/2021	
2/16/2021	
2/17/2021	
2/18/2021	<0.0002
2/19/2021	
3/23/2021	
3/24/2021	<0.0002
3/25/2021	
3/26/2021	
3/30/2021	
3/31/2021	
4/1/2021	
8/16/2021	
8/18/2021	0.0002 (J)
8/25/2021	
2/9/2022	
2/10/2022	
2/11/2022	<0.0002
2/16/2022	
7/26/2022	
7/27/2022	<0.0002
7/28/2022	
8/3/2022	

Time Series

Constituent: Mercury (mg/L) Analysis Run 11/18/2022 2:57 AM View: Constituents View

Plant Bowen Client: Southern Company Data: Bowen AP-1

	BGWC-17	BGWC-18	BGWC-19	BGWC-20	BGWC-21	BGWC-22	BGWC-23	BGWC-24	BGWC-25
6/7/2016	0.00017 (J)								
6/8/2016		<0.0002	<0.0002	<0.0002	<0.0002	9.2E-05 (J)			<0.0002
6/9/2016							<0.0002	<0.0002	
8/11/2016	0.00019 (J)								
8/12/2016		<0.0002	<0.0002	<0.0002					
8/15/2016									<0.0002
8/18/2016					<0.0002	<0.0002	<0.0002	<0.0002	
10/7/2016	0.00014 (J)	<0.0002	<0.0002						
10/10/2016				<0.0002	<0.0002	<0.0002	<0.0002	4E-05 (J)	<0.0002
12/6/2016	0.00016 (J)	<0.0002							
12/7/2016			8E-05 (J)	<0.0002			5E-05 (J)	7E-05 (J)	
12/8/2016					<0.0002	<0.0002			<0.0002
1/23/2017									
2/7/2017									
2/16/2017	0.00017 (J)	<0.0002	<0.0002						
2/17/2017				<0.0002	<0.0002	<0.0002			
2/20/2017							<0.0002	5E-05 (J)	<0.0002
3/27/2017									
4/17/2017									
4/19/2017	0.00014 (J)	<0.0002	<0.0002	<0.0002	<0.0002		<0.0002	0.00016 (J)	
4/20/2017						<0.0002			<0.0002
5/22/2017									
5/30/2017	0.00023 (J)								
6/1/2017		<0.0002	<0.0002	<0.0002	<0.0002				<0.0002
6/5/2017						<0.0002	<0.0002	0.00013 (J)	
7/11/2017									
7/14/2017	0.00016 (J)	<0.0002	<0.0002						
7/17/2017							<0.0002	0.00013 (J)	<0.0002
7/18/2017				<0.0002	<0.0002				
7/19/2017						<0.0002			
8/23/2017									
3/26/2018									
3/27/2018	<0.0002	<0.0002	<0.0002						
3/28/2018				<0.0002	<0.0002				<0.0002
3/29/2018						<0.0002	<0.0002	<0.0002	
2/27/2019	0.00029 (J)	7.9E-05 (J)		6.6E-05 (J)					
3/1/2019			5E-05 (J)			4.2E-05 (J)	4.4E-05 (J)	0.00093	4.7E-05 (J)
4/2/2019	0.0004	<0.0002							
4/3/2019			<0.0002	<0.0002	<0.0002	<0.0002	<0.0002	0.0013	
4/4/2019									<0.0002
9/26/2019	<0.0002	<0.0002	<0.0002	<0.0002					
9/27/2019						<0.0002	<0.0002		
9/30/2019					<0.0002			0.0011	<0.0002
2/24/2020	0.0003 (J)	<0.0002	<0.0002	<0.0002					
2/25/2020						<0.0002	<0.0002		
2/26/2020					<0.0002			0.0011	<0.0002
3/19/2020	0.00017 (J)								
3/20/2020		<0.0002	<0.0002		<0.0002	<0.0002			
3/23/2020				<0.0002			<0.0002		
3/24/2020									<0.0002
3/25/2020								0.0011	
9/24/2020	0.00027 (J)	<0.0002			<0.0002	<0.0002	<0.0002		

Time Series

Constituent: Mercury (mg/L) Analysis Run 11/18/2022 2:57 AM View: Constituents View

Plant Bowen Client: Southern Company Data: Bowen AP-1

	BGWC-17	BGWC-18	BGWC-19	BGWC-20	BGWC-21	BGWC-22	BGWC-23	BGWC-24	BGWC-25
9/25/2020								0.0036	
9/28/2020			<0.0002	<0.0002					<0.0002
2/18/2021	0.00017 (J)	<0.0002	<0.0002	<0.0002					
2/19/2021					<0.0002	<0.0002	<0.0002	0.0033	
2/23/2021									<0.0002
3/8/2021									
3/24/2021	0.00012 (J)	<0.0002							
3/25/2021									
3/26/2021			<0.0002				<0.0002	0.0058	<0.0002
3/29/2021				<0.0002	<0.0002	<0.0002			
8/19/2021	<0.0002	<0.0002							<0.0002
8/20/2021			<0.0002	<0.0002	<0.0002				
8/23/2021						<0.0002	<0.0002	0.00026	
2/11/2022	<0.0002								
2/14/2022							<0.0002		
2/15/2022						<0.0002		0.0014	
2/16/2022		<0.0002	<0.0002	<0.0002	<0.0002				<0.0002
7/27/2022	0.00025	<0.0002	<0.0002	<0.0002					<0.0002
7/28/2022					<0.0002				
8/1/2022							<0.0002		
8/2/2022						<0.0002		<0.0002	
10/21/2022								0.00026	

Time Series

Constituent: Mercury (mg/L) Analysis Run 11/18/2022 2:57 AM View: Constituents View

Plant Bowen Client: Southern Company Data: Bowen AP-1

	BGWC-30
6/7/2016	
6/8/2016	
6/9/2016	
8/11/2016	
8/12/2016	
8/15/2016	
8/18/2016	
10/7/2016	
10/10/2016	
12/6/2016	
12/7/2016	
12/8/2016	
1/23/2017	8E-05 (J)
2/7/2017	0.00011 (J)
2/16/2017	
2/17/2017	
2/20/2017	
3/27/2017	8E-05 (J)
4/17/2017	4E-05 (J)
4/19/2017	
4/20/2017	
5/22/2017	<0.0002
5/30/2017	
6/1/2017	
6/5/2017	6E-05 (J)
7/11/2017	9.1E-05 (J)
7/14/2017	
7/17/2017	
7/18/2017	
7/19/2017	
8/23/2017	5E-05 (J)
3/26/2018	<0.0002
3/27/2018	
3/28/2018	
3/29/2018	
2/27/2019	
3/1/2019	0.0001 (J)
4/2/2019	<0.0002
4/3/2019	
4/4/2019	
9/26/2019	
9/27/2019	<0.0002
9/30/2019	
2/24/2020	
2/25/2020	
2/26/2020	<0.0002
3/19/2020	
3/20/2020	
3/23/2020	<0.0002
3/24/2020	
3/25/2020	
9/24/2020	

Time Series

Constituent: Mercury (mg/L) Analysis Run 11/18/2022 2:57 AM View: Constituents View

Plant Bowen Client: Southern Company Data: Bowen AP-1

	BGWC-30
9/25/2020	<0.0002
9/28/2020	
2/18/2021	
2/19/2021	
2/23/2021	
3/8/2021	<0.0002
3/24/2021	
3/25/2021	<0.0002
3/26/2021	
3/29/2021	
8/19/2021	<0.0002
8/20/2021	
8/23/2021	
2/11/2022	
2/14/2022	<0.0002
2/15/2022	
2/16/2022	
7/27/2022	
7/28/2022	
8/1/2022	<0.0002
8/2/2022	
10/21/2022	

Time Series

Constituent: Mercury (mg/L) Analysis Run 11/18/2022 2:57 AM View: Constituents View

Plant Bowen Client: Southern Company Data: Bowen AP-1

	BGWC-31	BGWC-32	BGWC-34D	BGWC-35D	BGWC-36D	BGWC-37D	BGWC-38D	BGWC-39	BGWC-40
4/2/2019					<0.0002				
4/4/2019	<0.0002		<0.0002	<0.0002					
4/5/2019		<0.0002							
9/24/2019	<0.0002		<0.0002						
9/26/2019		<0.0002		<0.0002					
9/27/2019					<0.0002				
2/25/2020				<0.0002		<0.0002			
2/26/2020	<0.0002				0.00018 (J)				
2/27/2020		<0.0002	<0.0002				<0.0002	<0.0002	
2/28/2020									<0.0002
3/23/2020	<0.0002				<0.0002				
3/24/2020		<0.0002	<0.0002			<0.0002	<0.0002	<0.0002	
3/25/2020				<0.0002					<0.0002
9/2/2020							0.0001 (J)		
9/25/2020		<0.0002		<0.0002		<0.0002			
9/28/2020	<0.0002		<0.0002		<0.0002				
9/29/2020								<0.0002	<0.0002
2/19/2021			<0.0002						
2/22/2021	<0.0002			<0.0002		<0.0002		<0.0002	<0.0002
2/23/2021		<0.0002							
3/8/2021					<0.0002				
3/9/2021							<0.0002		
3/25/2021					<0.0002				
3/26/2021				<0.0002		<0.0002			
3/29/2021	<0.0002						<0.0002		
3/30/2021		<0.0002	<0.0002						<0.0002
3/31/2021								<0.0002	
8/19/2021							0.00012 (J)		
8/20/2021	<0.0002			<0.0002		<0.0002			
8/23/2021					<0.0002				
8/24/2021			<0.0002					<0.0002	<0.0002
8/25/2021		<0.0002							
2/14/2022					<0.0002		<0.0002		
2/15/2022									
2/16/2022	<0.0002	<0.0002	<0.0002					<0.0002	<0.0002
2/17/2022				<0.0002		<0.0002			
7/28/2022	0.00015 (J)		0.00014 (J)	0.00016 (J)		<0.0002			<0.0002
7/29/2022		<0.0002			<0.0002				
8/2/2022							0.00028	<0.0002	

Time Series

Constituent: Mercury (mg/L) Analysis Run 11/18/2022 2:57 AM View: Constituents View

Plant Bowen Client: Southern Company Data: Bowen AP-1

	BGWC-41D
4/2/2019	
4/4/2019	
4/5/2019	
9/24/2019	
9/26/2019	
9/27/2019	
2/25/2020	
2/26/2020	
2/27/2020	
2/28/2020	
3/23/2020	
3/24/2020	
3/25/2020	
9/2/2020	<0.0002
9/25/2020	
9/28/2020	
9/29/2020	
2/19/2021	
2/22/2021	<0.0002
2/23/2021	
3/8/2021	
3/9/2021	
3/25/2021	
3/26/2021	
3/29/2021	
3/30/2021	
3/31/2021	<0.0002
8/19/2021	
8/20/2021	
8/23/2021	
8/24/2021	<0.0002
8/25/2021	
2/14/2022	
2/15/2022	<0.0002
2/16/2022	
2/17/2022	
7/28/2022	
7/29/2022	<0.0002
8/2/2022	

Time Series

Constituent: Mercury (mg/L) Analysis Run 11/18/2022 2:57 AM View: Constituents View

Plant Bowen Client: Southern Company Data: Bowen AP-1

	BGWC-42D	BGWC-43D	BGWC-44D	BGWC-49D	BGWC-50D	BGWC-51	BGWC-52	BGWC-7	BGWC-8
6/6/2016									
6/7/2016									9.7E-05 (J)
6/8/2016								<0.0002	
8/10/2016									<0.0002
8/11/2016								<0.0002	
10/4/2016									<0.0002
10/5/2016									
10/6/2016								<0.0002	
12/2/2016									<0.0002
12/5/2016									
12/6/2016								<0.0002	
2/14/2017									<0.0002
2/15/2017								<0.0002	
4/14/2017									<0.0002
4/17/2017									
4/18/2017								<0.0002	
5/26/2017									<0.0002
6/2/2017								<0.0002	
7/10/2017									<0.0002
7/11/2017									
7/14/2017								<0.0002	
3/26/2018									<0.0002
3/27/2018								<0.0002	
2/25/2019									<0.0002
2/28/2019								5.3E-05 (J)	
4/1/2019									<0.0002
4/2/2019								<0.0002	
9/24/2019								<0.0002	<0.0002
2/19/2020									<0.0002
2/20/2020									
2/21/2020								<0.0002	
3/18/2020									<0.0002
3/19/2020								<0.0002	
9/3/2020	<0.0002	<0.0002	<0.0002						
9/23/2020									<0.0002
9/24/2020									
9/25/2020								<0.0002	
1/28/2021						0.0046	0.00019 (J)		
2/16/2021									<0.0002
2/17/2021									
2/18/2021			<0.0002					<0.0002	
2/22/2021	<0.0002								
2/23/2021						0.0033	<0.0002		
3/8/2021		<0.0002							
3/24/2021									<0.0002
3/29/2021		<0.0002							
3/30/2021						0.002	<0.0002	<0.0002	
3/31/2021			<0.0002						
4/1/2021	<0.0002								
4/19/2021				<0.0002	<0.0002				
8/18/2021			<0.0002		<0.0002				<0.0002
8/19/2021								<0.0002	

Time Series

Constituent: Mercury (mg/L) Analysis Run 11/18/2022 2:57 AM View: Constituents View

Plant Bowen Client: Southern Company Data: Bowen AP-1

	BGWC-42D	BGWC-43D	BGWC-44D	BGWC-49D	BGWC-50D	BGWC-51	BGWC-52	BGWC-7	BGWC-8
8/20/2021	<0.0002								
8/23/2021		<0.0002				0.0014	<0.0002		
8/24/2021				<0.0002					
2/9/2022			<0.0002		<0.0002				
2/10/2022									<0.0002
2/11/2022								<0.0002	
2/14/2022						0.00025	<0.0002		
2/15/2022		<0.0002							
2/17/2022	<0.0002			<0.0002					
7/26/2022			0.00017 (J)		<0.0002				0.00016 (J)
7/28/2022	<0.0002						<0.0002	<0.0002	
8/1/2022		<0.0002		<0.0002		<0.0002			

Time Series

Constituent: Mercury (mg/L) Analysis Run 11/18/2022 2:57 AM View: Constituents View

Plant Bowen Client: Southern Company Data: Bowen AP-1

	BGWC-9
6/6/2016	8E-05 (J)
6/7/2016	
6/8/2016	
8/10/2016	
8/11/2016	<0.0002
10/4/2016	
10/5/2016	<0.0002
10/6/2016	
12/2/2016	
12/5/2016	<0.0002
12/6/2016	
2/14/2017	
2/15/2017	<0.0002
4/14/2017	
4/17/2017	<0.0002
4/18/2017	
5/26/2017	<0.0002
6/2/2017	
7/10/2017	
7/11/2017	<0.0002
7/14/2017	
3/26/2018	
3/27/2018	<0.0002
2/25/2019	
2/28/2019	
4/1/2019	<0.0002
4/2/2019	
9/24/2019	<0.0002
2/19/2020	
2/20/2020	<0.0002
2/21/2020	
3/18/2020	
3/19/2020	<0.0002
9/3/2020	
9/23/2020	
9/24/2020	<0.0002
9/25/2020	
1/28/2021	
2/16/2021	
2/17/2021	<0.0002
2/18/2021	
2/22/2021	
2/23/2021	
3/8/2021	
3/24/2021	<0.0002
3/29/2021	
3/30/2021	
3/31/2021	
4/1/2021	
4/19/2021	
8/18/2021	<0.0002
8/19/2021	

Time Series

Constituent: Mercury (mg/L) Analysis Run 11/18/2022 2:57 AM View: Constituents View

Plant Bowen Client: Southern Company Data: Bowen AP-1

	BGWC-9
8/20/2021	
8/23/2021	
8/24/2021	
2/9/2022	
2/10/2022	<0.0002
2/11/2022	
2/14/2022	
2/15/2022	
2/17/2022	
7/26/2022	0.00016 (J)
7/28/2022	
8/1/2022	

Time Series

Constituent: Molybdenum (mg/L) Analysis Run 11/18/2022 2:57 AM View: Constituents View

Plant Bowen Client: Southern Company Data: Bowen AP-1

	BGWA-2 (bg)	BGWA-29 (bg)	BGWA-33 (bg)	BGWA-47D (bg)	BGWA-48D (bg)	BGWA-6	BGWC-10	BGWC-12	BGWC-14A
6/6/2016	0.0015 (J)					<0.01			
6/7/2016							0.0067 (J)	<0.01	
8/9/2016	0.0016 (J)								
8/10/2016						<0.01			
8/11/2016									
8/12/2016								<0.01	
8/16/2016							0.0032 (J)		
8/22/2016		<0.01							
10/3/2016	<0.01								
10/4/2016		<0.01				<0.01			
10/6/2016								<0.01	
10/7/2016							0.0032 (J)		
11/29/2016	0.0022 (J)								
12/1/2016		<0.01				<0.01			
12/5/2016								<0.01	
12/6/2016							0.0049 (J)		
1/10/2017		<0.01							
2/13/2017	0.002 (J)								
2/14/2017		<0.01				<0.01			
2/15/2017								<0.01	
2/16/2017							0.0039 (J)		
4/13/2017	0.0025 (J)					<0.01			
4/14/2017		<0.01							
4/18/2017							0.0032 (J)	<0.01	
5/25/2017	0.002 (J)	<0.01				<0.01			
5/30/2017									
6/2/2017							0.0035 (J)	<0.01	
7/7/2017	0.0017 (J)					<0.01			
7/10/2017		<0.01							
7/12/2017							0.0037 (J)		
7/13/2017								<0.01	
7/14/2017									
3/26/2018	<0.01	<0.01							
3/27/2018							0.0032 (J)		
3/28/2018								<0.01	
6/12/2018	<0.01	<0.01							
6/14/2018							0.0033 (J)	<0.01	
10/16/2018	<0.01	<0.01				<0.01			
10/17/2018								<0.01	
10/18/2018							0.0034 (J)		
2/25/2019	<0.01								
2/27/2019		<0.01							
2/28/2019							0.0035 (J)	<0.01	
4/1/2019	0.0014 (J)	0.00053 (J)						<0.01	
4/2/2019						0.00026 (J)	0.0032 (J)		
4/3/2019			0.034						
5/2/2019	<0.01								
7/9/2019			0.034						
9/23/2019	0.0017 (J)	<0.01				<0.01			
9/25/2019							0.0035 (J)	<0.01	
9/26/2019									
9/27/2019			0.019						

Time Series

Constituent: Molybdenum (mg/L) Analysis Run 11/18/2022 2:57 AM View: Constituents View

Plant Bowen Client: Southern Company Data: Bowen AP-1

	BGWA-2 (bg)	BGWA-29 (bg)	BGWA-33 (bg)	BGWA-47D (bg)	BGWA-48D (bg)	BGWA-6	BGWC-10	BGWC-12	BGWC-14A
2/18/2020	<0.01					<0.01			
2/19/2020		<0.01							
2/20/2020							0.0037 (J)		
2/21/2020			0.029						
2/24/2020								<0.01	
3/18/2020	0.0012 (J)	<0.01							
3/19/2020						<0.01		<0.01	
3/20/2020			0.032						
3/23/2020							0.0035 (J)		
5/22/2020				0.0011 (J)					0.0012 (J)
5/25/2020					0.003 (J)				
6/23/2020				<0.01	0.0048 (J)				<0.01
7/28/2020				<0.01	0.0073 (J)				0.00094 (J)
9/2/2020				<0.01					0.0013 (J)
9/3/2020					0.0074 (J)				
9/23/2020	<0.01	<0.01				<0.01			
9/24/2020							0.0032 (J)		
9/25/2020			0.032					<0.01	
10/1/2020				<0.01	0.0046 (J)				0.0017 (J)
11/10/2020				<0.01	0.0016 (J)				0.0016 (J)
12/15/2020				<0.01	0.0021				0.0019
1/20/2021				<0.01	0.0018 (J)				0.0016 (J)
2/16/2021	0.0011 (J)	<0.01							
2/17/2021				<0.01	0.0017 (J)				
2/18/2021						<0.01	0.0036 (J)		0.0045 (J)
2/19/2021			0.029					<0.01	
3/23/2021		<0.01							
3/24/2021								<0.01	<0.01
3/25/2021				<0.01	0.0015 (J)				
3/26/2021	0.00092 (J)								
3/30/2021							0.0035 (J)		
3/31/2021						0.001 (J)			
4/1/2021			0.026						
8/16/2021	<0.01	<0.01		<0.01	0.0011 (J)	<0.01			
8/18/2021							0.0029 (J)	<0.01	0.0011 (J)
8/25/2021			0.031						
2/9/2022	<0.01			<0.01	0.00093 (J)	<0.01			<0.01
2/10/2022		<0.01							
2/11/2022							0.003 (J)	<0.01	
2/16/2022			0.025						
7/26/2022	<0.01	<0.01		<0.01	0.0039 (J)	<0.01			0.0015 (J)
7/27/2022								<0.01	
7/28/2022							0.0028 (J)		
8/3/2022			0.0094 (J)						

Time Series

Constituent: Molybdenum (mg/L) Analysis Run 11/18/2022 2:57 AM View: Constituents View

Plant Bowen Client: Southern Company Data: Bowen AP-1

	BGWC-16
6/6/2016	
6/7/2016	<0.01
8/9/2016	
8/10/2016	
8/11/2016	<0.01
8/12/2016	
8/16/2016	
8/22/2016	
10/3/2016	
10/4/2016	
10/6/2016	
10/7/2016	<0.01
11/29/2016	
12/1/2016	
12/5/2016	
12/6/2016	<0.01
1/10/2017	
2/13/2017	
2/14/2017	
2/15/2017	
2/16/2017	<0.01
4/13/2017	
4/14/2017	
4/18/2017	<0.01
5/25/2017	
5/30/2017	<0.01
6/2/2017	
7/7/2017	
7/10/2017	
7/12/2017	
7/13/2017	
7/14/2017	<0.01
3/26/2018	
3/27/2018	<0.01
3/28/2018	
6/12/2018	<0.01
6/14/2018	
10/16/2018	
10/17/2018	
10/18/2018	<0.01
2/25/2019	<0.01
2/27/2019	
2/28/2019	
4/1/2019	
4/2/2019	<0.01
4/3/2019	
5/2/2019	
7/9/2019	
9/23/2019	
9/25/2019	
9/26/2019	<0.01
9/27/2019	

Time Series

Constituent: Molybdenum (mg/L) Analysis Run 11/18/2022 2:57 AM View: Constituents View

Plant Bowen Client: Southern Company Data: Bowen AP-1

	BGWC-16
2/18/2020	
2/19/2020	
2/20/2020	<0.01
2/21/2020	
2/24/2020	
3/18/2020	
3/19/2020	<0.01
3/20/2020	
3/23/2020	
5/22/2020	
5/25/2020	
6/23/2020	
7/28/2020	
9/2/2020	
9/3/2020	
9/23/2020	
9/24/2020	<0.01
9/25/2020	
10/1/2020	
11/10/2020	
12/15/2020	
1/20/2021	
2/16/2021	
2/17/2021	
2/18/2021	<0.01
2/19/2021	
3/23/2021	
3/24/2021	<0.01
3/25/2021	
3/26/2021	
3/30/2021	
3/31/2021	
4/1/2021	
8/16/2021	
8/18/2021	<0.01
8/25/2021	
2/9/2022	
2/10/2022	
2/11/2022	<0.01
2/16/2022	
7/26/2022	
7/27/2022	<0.01
7/28/2022	
8/3/2022	

Time Series

Constituent: Molybdenum (mg/L) Analysis Run 11/18/2022 2:57 AM View: Constituents View

Plant Bowen Client: Southern Company Data: Bowen AP-1

	BGWC-17	BGWC-18	BGWC-19	BGWC-20	BGWC-21	BGWC-22	BGWC-23	BGWC-24	BGWC-25
6/7/2016	<0.01								
6/8/2016		<0.01	<0.01	0.011 (J)	0.0027 (J)	0.07			0.0064 (J)
6/9/2016							0.013 (J)	0.0024 (J)	
8/11/2016	<0.01								
8/12/2016		<0.01	<0.01	0.0127					
8/15/2016									0.0039 (J)
8/18/2016					0.0023 (J)	0.0758	0.0136	0.0034 (J)	
10/7/2016	<0.01	<0.01	<0.01						
10/10/2016				0.0136	0.0025 (J)	0.0712	0.0134	0.0047 (J)	0.0029 (J)
12/6/2016	<0.01	<0.01							
12/7/2016			<0.01	0.0139			0.0128	0.0066 (J)	
12/8/2016					<0.01	0.0682			<0.01
1/23/2017									
2/7/2017									
2/16/2017	<0.01	<0.01	<0.01						
2/17/2017				0.0148	<0.01	0.066			
2/20/2017							0.0122	0.0026 (J)	0.0024 (J)
3/27/2017									
4/17/2017									
4/19/2017	<0.01	<0.01	<0.01	0.012	0.0014 (J)		0.0124	0.002 (J)	
4/20/2017						0.0662			0.0019 (J)
5/22/2017									
5/30/2017	<0.01								
6/1/2017		<0.01	<0.01	0.0125	0.0012 (J)				0.0026 (J)
6/5/2017						0.071	0.0115	0.0015 (J)	
7/11/2017									
7/14/2017	<0.01	<0.01	<0.01						
7/17/2017							0.0131	0.0013 (J)	0.0024 (J)
7/18/2017				0.0155	0.0013 (J)				
7/19/2017						0.0703			
8/23/2017									
3/26/2018									
3/27/2018	<0.01	<0.01	<0.01						
3/28/2018				0.012	<0.01				<0.01
3/29/2018						0.056	0.013	0.0027 (J)	
6/13/2018				0.016			0.013	<0.01	
6/14/2018	<0.01	<0.01			<0.01	0.059			<0.01
6/15/2018			<0.01						
10/17/2018	<0.01								
10/18/2018		<0.01							
10/19/2018			<0.01		<0.01				
10/22/2018				0.013		0.055	0.013	<0.01	<0.01
2/27/2019	<0.01	<0.01		0.013					
3/1/2019			<0.01			0.039	0.013	<0.01	<0.01
4/2/2019	<0.01	<0.01							
4/3/2019			0.00023 (J)	0.012	0.0019 (J)	0.039	0.012	0.00095 (J)	
4/4/2019									0.00096 (J)
5/2/2019						0.043			
9/26/2019	<0.01	<0.01	<0.01	0.015					
9/27/2019						0.045	0.012		
9/30/2019					0.003 (J)			0.00099 (J)	<0.01
2/24/2020	<0.01	<0.01	<0.01	0.015					

Time Series

Constituent: Molybdenum (mg/L) Analysis Run 11/18/2022 2:57 AM View: Constituents View

Plant Bowen Client: Southern Company Data: Bowen AP-1

	BGWC-17	BGWC-18	BGWC-19	BGWC-20	BGWC-21	BGWC-22	BGWC-23	BGWC-24	BGWC-25
2/25/2020						0.039	0.014		
2/26/2020					0.0016 (J)			<0.01	<0.01
3/19/2020	<0.01								
3/20/2020		<0.01	<0.01		0.0023 (J)	0.039			
3/23/2020				0.016			0.013		
3/24/2020									<0.01
3/25/2020								<0.01	
9/24/2020	<0.01	<0.01			0.0036 (J)	0.04	0.011		
9/25/2020								0.00081 (J)	
9/28/2020			<0.01	0.018					<0.01
2/18/2021	<0.01	<0.01	<0.01	0.028					
2/19/2021					0.0013 (J)	0.046	0.011	<0.01	
2/23/2021									<0.01
3/8/2021									
3/24/2021	<0.01	<0.01							
3/25/2021									
3/26/2021			<0.01				0.011 (J)	<0.01	<0.01
3/29/2021				0.024	0.0021 (J)	0.045			
7/19/2021						0.044	0.011	<0.01	
7/20/2021									
8/19/2021	<0.01	<0.01							<0.01
8/20/2021			<0.01	0.026	0.003 (J)				
8/23/2021						0.041	0.0098 (J)	<0.01	
11/1/2021						0.043	0.0092 (J)	<0.01	
2/11/2022	<0.01								
2/14/2022							0.0079 (J)		
2/15/2022						0.039		<0.01	
2/16/2022		<0.01	<0.01	0.025	0.005 (J)				<0.01
7/27/2022	<0.01	<0.01	<0.01	0.028					<0.01
7/28/2022					0.0042 (J)				
8/1/2022							0.0071 (J)		
8/2/2022						0.04		0.0027 (J)	
10/21/2022								<0.01 (R)	

Time Series

Constituent: Molybdenum (mg/L) Analysis Run 11/18/2022 2:57 AM View: Constituents View

Plant Bowen Client: Southern Company Data: Bowen AP-1

	BGWC-30
6/7/2016	
6/8/2016	
6/9/2016	
8/11/2016	
8/12/2016	
8/15/2016	
8/18/2016	
10/7/2016	
10/10/2016	
12/6/2016	
12/7/2016	
12/8/2016	
1/23/2017	0.0125
2/7/2017	0.0163
2/16/2017	
2/17/2017	
2/20/2017	
3/27/2017	0.0157
4/17/2017	0.0178
4/19/2017	
4/20/2017	
5/22/2017	0.0208
5/30/2017	
6/1/2017	
6/5/2017	0.0191
7/11/2017	0.0218
7/14/2017	
7/17/2017	
7/18/2017	
7/19/2017	
8/23/2017	0.0218
3/26/2018	0.014
3/27/2018	
3/28/2018	
3/29/2018	
6/13/2018	
6/14/2018	
6/15/2018	0.012
10/17/2018	
10/18/2018	
10/19/2018	
10/22/2018	0.01
2/27/2019	
3/1/2019	0.011
4/2/2019	0.01
4/3/2019	
4/4/2019	
5/2/2019	
9/26/2019	
9/27/2019	0.0036 (J)
9/30/2019	
2/24/2020	

Time Series

Constituent: Molybdenum (mg/L) Analysis Run 11/18/2022 2:57 AM View: Constituents View

Plant Bowen Client: Southern Company Data: Bowen AP-1

	BGWC-30
2/25/2020	
2/26/2020	0.0023 (J)
3/19/2020	
3/20/2020	
3/23/2020	0.0037 (J)
3/24/2020	
3/25/2020	
9/24/2020	
9/25/2020	0.0027 (J)
9/28/2020	
2/18/2021	
2/19/2021	
2/23/2021	
3/8/2021	0.0031 (J)
3/24/2021	
3/25/2021	0.0017 (J)
3/26/2021	
3/29/2021	
7/19/2021	
7/20/2021	0.0018 (J)
8/19/2021	0.0032 (J)
8/20/2021	
8/23/2021	
11/1/2021	0.0032 (J)
2/11/2022	
2/14/2022	0.0048 (J)
2/15/2022	
2/16/2022	
7/27/2022	
7/28/2022	
8/1/2022	0.0047 (J)
8/2/2022	
10/21/2022	

Time Series

Constituent: Molybdenum (mg/L) Analysis Run 11/18/2022 2:57 AM View: Constituents View

Plant Bowen Client: Southern Company Data: Bowen AP-1

	BGWC-31	BGWC-32	BGWC-34D	BGWC-35D	BGWC-36D	BGWC-37D	BGWC-38D	BGWC-39	BGWC-40
10/17/2018					0.017				
10/18/2018	<0.01								
10/19/2018			0.0021 (J)						
10/22/2018		0.0038 (J)		0.033					
11/29/2018				0.03					
1/14/2019					0.013				
4/2/2019					0.011				
4/4/2019	0.00033 (J)		0.0011 (J)	0.03					
4/5/2019		0.0035 (J)							
5/2/2019							0.11		
5/3/2019		0.0048 (J)				0.04			
9/24/2019	<0.01		<0.01						
9/26/2019		0.003 (J)		0.033					
9/27/2019					0.013				
2/25/2020				0.026		0.012			
2/26/2020	<0.01				0.0032 (J)				
2/27/2020		0.0032 (J)	0.001 (J)				0.11	0.0039 (J)	
2/28/2020									0.0014 (J)
3/23/2020	<0.01				0.0058 (J)				
3/24/2020		0.0031 (J)	0.001 (J)			0.01	0.12	0.0026 (J)	
3/25/2020				0.022					0.0012 (J)
5/4/2020									
9/2/2020							0.1		
9/25/2020		0.003 (J)		0.024		0.0088 (J)			
9/28/2020	<0.01		0.00078 (J)		0.0084 (J)				
9/29/2020								0.01	0.00069 (J)
2/19/2021			0.0009 (J)						
2/22/2021	<0.01			0.035		0.012		0.0076 (J)	<0.01
2/23/2021		0.0032 (J)							
3/8/2021					0.0083 (J)				
3/9/2021							0.13		
3/25/2021					0.013				
3/26/2021				0.036		0.017			
3/29/2021	<0.01						0.13		
3/30/2021		0.0037 (J)	0.0011 (J)						<0.01
3/31/2021								0.0062 (J)	
8/19/2021							0.076		
8/20/2021	<0.01			0.04		0.016			
8/23/2021					0.014				
8/24/2021			0.00098 (J)					0.0076 (J)	<0.01
8/25/2021		0.0038 (J)							
11/1/2021							0.081		
2/14/2022					0.012		0.097		
2/15/2022									
2/16/2022	<0.01	0.0038 (J)	0.00094 (J)					0.0052 (J)	<0.01
2/17/2022				0.039		0.016			
7/28/2022	<0.01		0.0011 (J)	0.036		0.0082 (J)			<0.01
7/29/2022		0.0036 (J)			0.0095 (J)				
8/2/2022							0.093	0.0062 (J)	

Time Series

Constituent: Molybdenum (mg/L) Analysis Run 11/18/2022 2:57 AM View: Constituents View

Plant Bowen Client: Southern Company Data: Bowen AP-1

	BGWC-41D
10/17/2018	
10/18/2018	
10/19/2018	
10/22/2018	
11/29/2018	
1/14/2019	
4/2/2019	
4/4/2019	
4/5/2019	
5/2/2019	
5/3/2019	
9/24/2019	
9/26/2019	
9/27/2019	
2/25/2020	
2/26/2020	
2/27/2020	
2/28/2020	
3/23/2020	
3/24/2020	
3/25/2020	
5/4/2020	<0.01
9/2/2020	0.015
9/25/2020	
9/28/2020	
9/29/2020	
2/19/2021	
2/22/2021	0.013
2/23/2021	
3/8/2021	
3/9/2021	
3/25/2021	
3/26/2021	
3/29/2021	
3/30/2021	
3/31/2021	0.011
8/19/2021	
8/20/2021	
8/23/2021	
8/24/2021	0.011
8/25/2021	
11/1/2021	
2/14/2022	
2/15/2022	0.0087 (J)
2/16/2022	
2/17/2022	
7/28/2022	
7/29/2022	0.008 (J)
8/2/2022	

Time Series

Constituent: Molybdenum (mg/L) Analysis Run 11/18/2022 2:57 AM View: Constituents View

Plant Bowen Client: Southern Company Data: Bowen AP-1

	BGWC-42D	BGWC-43D	BGWC-44D	BGWC-49D	BGWC-50D	BGWC-51	BGWC-52	BGWC-7	BGWC-8
6/6/2016									
6/7/2016									0.00063 (J)
6/8/2016								0.0088 (J)	
8/10/2016									0.0039 (J)
8/11/2016								0.01	
10/4/2016									0.0052 (J)
10/5/2016									
10/6/2016								0.0117	
12/2/2016									<0.01
12/5/2016									
12/6/2016								0.0102	
2/14/2017									0.0044 (J)
2/15/2017								0.0018 (J)	
4/14/2017									0.0013 (J)
4/17/2017									
4/18/2017								0.0103	
5/26/2017									0.0024 (J)
6/2/2017								0.0129	
7/10/2017									0.0013 (J)
7/11/2017									
7/14/2017								0.0129	
3/26/2018									<0.01
3/27/2018								0.01	
6/12/2018									0.0026 (J)
6/13/2018								0.013	
10/16/2018									0.0041 (J)
10/17/2018									
10/18/2018								0.01 (J)	
2/25/2019									<0.01
2/28/2019								0.016	
4/1/2019									0.00054 (J)
4/2/2019								0.011	
9/24/2019								0.01 (J)	0.0016 (J)
2/19/2020									0.0018 (J)
2/20/2020									
2/21/2020								0.011	
3/18/2020									<0.01
3/19/2020								0.011	
5/4/2020		0.14	<0.01						
5/11/2020	0.02								
5/20/2020	0.021	0.16							
9/3/2020	0.018	0.11	0.0055 (J)						
9/23/2020									<0.01
9/24/2020									
9/25/2020								0.0099 (J)	
1/28/2021						<0.01	0.0038 (J)		
2/16/2021									0.0011 (J)
2/17/2021									
2/18/2021			0.0062 (J)					0.0098 (J)	
2/22/2021	0.0052 (J)								
2/23/2021						<0.01	0.0039 (J)		
3/8/2021		0.2							

Time Series

Constituent: Molybdenum (mg/L) Analysis Run 11/18/2022 2:57 AM View: Constituents View

Plant Bowen Client: Southern Company Data: Bowen AP-1

	BGWC-42D	BGWC-43D	BGWC-44D	BGWC-49D	BGWC-50D	BGWC-51	BGWC-52	BGWC-7	BGWC-8
3/24/2021									<0.01
3/29/2021		0.21							
3/30/2021						0.0027 (J)	0.0035 (J)	0.011	
3/31/2021			0.0023 (J)						
4/1/2021	0.0059 (J)								
4/19/2021				0.0067 (J)	0.0043 (J)				
7/20/2021		0.24							
8/18/2021			0.0041 (J)		0.0021 (J)				0.0019 (J)
8/19/2021								0.0094 (J)	
8/20/2021	0.013								
8/23/2021		0.21				<0.01	0.0038 (J)		
8/24/2021				0.0049 (J)					
2/9/2022			0.0011 (J)		0.0032 (J)				
2/10/2022									0.00081 (J)
2/11/2022								0.0088 (J)	
2/14/2022						<0.01	0.0041 (J)		
2/15/2022		0.15							
2/17/2022	0.0055 (J)			0.0056 (J)					
7/26/2022			0.012		0.0029 (J)				0.00096 (J)
7/28/2022	0.0092 (J)						0.0053 (J)	0.009 (J)	
8/1/2022		0.16		0.0066 (J)		<0.01			

Time Series

Constituent: Molybdenum (mg/L) Analysis Run 11/18/2022 2:57 AM View: Constituents View

Plant Bowen Client: Southern Company Data: Bowen AP-1

	BGWC-9
6/6/2016	0.0028 (J)
6/7/2016	
6/8/2016	
8/10/2016	
8/11/2016	0.003 (J)
10/4/2016	
10/5/2016	0.0032 (J)
10/6/2016	
12/2/2016	
12/5/2016	0.0033 (J)
12/6/2016	
2/14/2017	
2/15/2017	0.0027 (J)
4/14/2017	
4/17/2017	0.0025 (J)
4/18/2017	
5/26/2017	0.0029 (J)
6/2/2017	
7/10/2017	
7/11/2017	0.0029 (J)
7/14/2017	
3/26/2018	
3/27/2018	0.0031 (J)
6/12/2018	0.0043 (J)
6/13/2018	
10/16/2018	
10/17/2018	0.0038 (J)
10/18/2018	
2/25/2019	
2/28/2019	
4/1/2019	0.0027 (J)
4/2/2019	
9/24/2019	0.0041 (J)
2/19/2020	
2/20/2020	0.002 (J)
2/21/2020	
3/18/2020	
3/19/2020	0.0024 (J)
5/4/2020	
5/11/2020	
5/20/2020	
9/3/2020	
9/23/2020	
9/24/2020	0.0034 (J)
9/25/2020	
1/28/2021	
2/16/2021	
2/17/2021	0.0033 (J)
2/18/2021	
2/22/2021	
2/23/2021	
3/8/2021	

Time Series

Constituent: Molybdenum (mg/L) Analysis Run 11/18/2022 2:57 AM View: Constituents View

Plant Bowen Client: Southern Company Data: Bowen AP-1

	BGWC-9
3/24/2021	0.0027 (J)
3/29/2021	
3/30/2021	
3/31/2021	
4/1/2021	
4/19/2021	
7/20/2021	
8/18/2021	0.0028 (J)
8/19/2021	
8/20/2021	
8/23/2021	
8/24/2021	
2/9/2022	
2/10/2022	0.0026 (J)
2/11/2022	
2/14/2022	
2/15/2022	
2/17/2022	
7/26/2022	0.0029 (J)
7/28/2022	
8/1/2022	

Time Series

Constituent: pH (s.u.) Analysis Run 11/18/2022 2:57 AM View: Constituents View

Plant Bowen Client: Southern Company Data: Bowen AP-1

	BGWA-2 (bg)	BGWA-29 (bg)	BGWA-33 (bg)	BGWA-47D (bg)	BGWA-48D (bg)	BGWA-6	BGWC-10	BGWC-12	BGWC-14A
6/6/2016	7.69					7.3			
6/7/2016							7.49	7.56	
8/9/2016	7.72								
8/10/2016						7.41			
8/11/2016									
8/12/2016								7.47	
8/15/2016							7.51		
8/22/2016		7.91							
10/3/2016	7.74								
10/4/2016		7.81				7.26			
10/6/2016							7.58	7.26	
10/7/2016									
11/29/2016	7.74								
12/1/2016		8.06				7.36			
12/5/2016								7.58	
12/6/2016							7.44		
1/10/2017		7.97							
2/13/2017	7.63								
2/14/2017		7.89				7.36			
2/15/2017								7.32	
2/16/2017							7.21		
4/13/2017	7.57					7.12			
4/14/2017		7.86							
4/18/2017							7.39	7.31	
5/25/2017	7.84	8.11				7.41			
5/30/2017									
6/2/2017							7.38	7.36	
7/7/2017	7.82					7.5			
7/10/2017		8.12							
7/12/2017							7.37		
7/13/2017								7.24	
7/14/2017									
10/9/2017	7.8					7.43			
10/10/2017		8.13						7.46	
10/11/2017							7.37		
3/26/2018	7.74	7.98							
3/27/2018							7.51		
3/28/2018								7.22	
6/12/2018	7.88	8.09							
6/14/2018							7.48	7.35	
10/16/2018	7.73	7.64				7.36			
10/17/2018								7.4	
10/18/2018							7.2		
2/25/2019	7.78								
2/27/2019		8							
2/28/2019							7.55	7.28	
4/1/2019	7.7	7.85						7.23	
4/2/2019			7.67			7.24	7.54		
5/2/2019	7.71								
9/23/2019	7.58	7.98							
9/25/2019							7.37	7.1	
9/26/2019									

Time Series

Constituent: pH (s.u.) Analysis Run 11/18/2022 2:57 AM View: Constituents View

Plant Bowen Client: Southern Company Data: Bowen AP-1

	BGWA-2 (bg)	BGWA-29 (bg)	BGWA-33 (bg)	BGWA-47D (bg)	BGWA-48D (bg)	BGWA-6	BGWC-10	BGWC-12	BGWC-14A
9/27/2019			7.75			7.28			
2/18/2020	7.67					7.27			
2/19/2020		8.01							
2/20/2020							7.46		
2/21/2020			7.54						
2/24/2020								7.28	
3/18/2020	7.65	8.12							
3/19/2020						7.2		7.18	
3/20/2020			7.53						
3/23/2020							7.51		
5/22/2020				7.15					7.2
5/25/2020					7.45				
6/23/2020				7 (D)	7.46 (D)				7.41 (D)
7/28/2020				6.98	7.79				6.98
9/2/2020				6.95					6.97
9/3/2020					7.35				
9/23/2020	7.32	8.08				7.36			
9/24/2020							7.54		
9/25/2020			7.62					7.1	
9/28/2020			7.02						
10/1/2020				6.94	7.41				7.08
11/10/2020				6.89	7.17				7
12/15/2020				7.04	7.37				7.02
1/20/2021				6.83	7.31				7.12
2/16/2021	7.75	8							
2/17/2021				6.89	7.21				
2/18/2021						7.34	7.54		7.14
2/19/2021			7.73					7	
3/23/2021		8							
3/24/2021								7.04	7.04
3/25/2021				6.94	7.22				
3/26/2021	7.63								
3/30/2021							7.41		
3/31/2021						7.17			
4/1/2021			7.75						
8/16/2021	7.46	7.6		6.8	7.13	7.07			
8/18/2021							7.34	7.09	6.86
8/25/2021			7.52						
2/9/2022	7.36			6.86	7.16	7.16			7.01
2/10/2022		8.09							
2/11/2022							7.58	7.18	
2/16/2022			7.2						
7/26/2022	7.45	7.92		6.75	7.37	7.34			6.78
7/27/2022								6.85	
7/28/2022							7.63		
8/3/2022			6.89						

Time Series

Constituent: pH (s.u.) Analysis Run 11/18/2022 2:57 AM View: Constituents View

Plant Bowen Client: Southern Company Data: Bowen AP-1

	BGWC-16
6/6/2016	
6/7/2016	6.99
8/9/2016	
8/10/2016	
8/11/2016	6.93
8/12/2016	
8/15/2016	
8/22/2016	
10/3/2016	
10/4/2016	
10/6/2016	
10/7/2016	6.79
11/29/2016	
12/1/2016	
12/5/2016	
12/6/2016	6.95
1/10/2017	
2/13/2017	
2/14/2017	
2/15/2017	
2/16/2017	6.8
4/13/2017	
4/14/2017	
4/18/2017	6.9
5/25/2017	
5/30/2017	6.99
6/2/2017	
7/7/2017	
7/10/2017	
7/12/2017	
7/13/2017	
7/14/2017	6.93
10/9/2017	
10/10/2017	
10/11/2017	6.78
3/26/2018	
3/27/2018	6.81
3/28/2018	
6/12/2018	7.01
6/14/2018	
10/16/2018	
10/17/2018	
10/18/2018	6.7
2/25/2019	6.74
2/27/2019	
2/28/2019	
4/1/2019	
4/2/2019	6.75
5/2/2019	
9/23/2019	
9/25/2019	
9/26/2019	6.7

Time Series

Constituent: pH (s.u.) Analysis Run 11/18/2022 2:57 AM View: Constituents View

Plant Bowen Client: Southern Company Data: Bowen AP-1

	BGWC-16
9/27/2019	
2/18/2020	
2/19/2020	
2/20/2020	6.48
2/21/2020	
2/24/2020	
3/18/2020	
3/19/2020	6.6
3/20/2020	
3/23/2020	
5/22/2020	
5/25/2020	
6/23/2020	
7/28/2020	
9/2/2020	
9/3/2020	
9/23/2020	
9/24/2020	6.66
9/25/2020	
9/28/2020	
10/1/2020	
11/10/2020	
12/15/2020	
1/20/2021	
2/16/2021	
2/17/2021	
2/18/2021	6.66
2/19/2021	
3/23/2021	
3/24/2021	6.7
3/25/2021	
3/26/2021	
3/30/2021	
3/31/2021	
4/1/2021	
8/16/2021	
8/18/2021	6.66
8/25/2021	
2/9/2022	
2/10/2022	
2/11/2022	6.57
2/16/2022	
7/26/2022	
7/27/2022	6.49
7/28/2022	
8/3/2022	

Time Series

Constituent: pH (s.u.) Analysis Run 11/18/2022 2:57 AM View: Constituents View

Plant Bowen Client: Southern Company Data: Bowen AP-1

	BGWC-17	BGWC-18	BGWC-19	BGWC-20	BGWC-21	BGWC-22	BGWC-23	BGWC-24	BGWC-25
6/7/2016	7.41								
6/8/2016		6.93	6.58	7.45	7.88	7.1			7.95
6/9/2016							7.3	6.83	
8/11/2016	7.39								
8/12/2016		6.98	6.59	7.18					
8/15/2016									7.66
8/18/2016					7.86	7.1	7.27	6.88	
10/7/2016	7.33	6.91	6.77						
10/10/2016				6.66	7.96	6.77	7.35	6.95	7.26
12/6/2016	7.4	7.06							
12/7/2016			6.63	7.46			7.23	6.91	
12/8/2016					7.82	6.94			7.55
1/23/2017									
2/7/2017									
2/16/2017	7.21	6.62	6.55						
2/17/2017				7.17	7.56	7.02			
2/20/2017							7.17	6.71	7.45
3/27/2017									
4/17/2017									
4/19/2017	7.06	6.75	6.5	7.01	7.42		7.22	6.76	
4/20/2017						6.95			7.58
5/22/2017									
5/30/2017	7.51								
6/1/2017		6.18	6.27	7.18	7.61				7.65
6/5/2017						7.07	7.31	6.87	
7/11/2017									
7/14/2017	7.39	6.68	6.56						
7/17/2017							7.3	6.65	7.73
7/18/2017				7.2	7.77				
7/19/2017						6.97			
8/23/2017									
10/10/2017									
10/11/2017	7.3	7	6.56	7.1			7.05	6.6	7.5
10/12/2017					7.65	6.95			
3/26/2018									
3/27/2018	7.28	6.41	6.52						
3/28/2018				7.19	7.69				7.39
3/29/2018						6.96	7.06	6.7	
6/13/2018				7.24			7.19	6.58	
6/14/2018	7.22	6.61			7.7	6.92			7.35
6/15/2018			6.5						
10/17/2018	7.37								
10/18/2018		6.67							
10/19/2018			6.38		7.57				
10/22/2018				6.93		6.81	7.11	6.61	7.25
2/27/2019	7.38	6.58		7.26					
3/1/2019			6.7			6.9	7.16	6.57	7.5
4/2/2019	7.22	6.48							
4/3/2019			6.58	7.14	7.69	6.77	7	6.57	
4/4/2019									7.38
5/2/2019						6.92			
9/26/2019	7.32	6.99	6.55	7.1					

Time Series

Constituent: pH (s.u.) Analysis Run 11/18/2022 2:57 AM View: Constituents View

Plant Bowen Client: Southern Company Data: Bowen AP-1

	BGWC-17	BGWC-18	BGWC-19	BGWC-20	BGWC-21	BGWC-22	BGWC-23	BGWC-24	BGWC-25
9/27/2019						6.79	7.02		
9/30/2019					7.7			6.58	7.36
2/24/2020	7.16	6.77	6.54	7.17					
2/25/2020						6.72	7.05		
2/26/2020					7.55			6.6	7.3
3/19/2020	7.14								
3/20/2020		6.35	6.56		7.69	6.75			
3/23/2020				7.14			6.93		
3/24/2020									7.36
3/25/2020								6.58	
9/24/2020	7.2	7.05			7.78	6.82	7.09		
9/25/2020								6.56	
9/28/2020			6.45	7.26					7.35
2/18/2021	7.33	6.48	6.66	7.35					
2/19/2021					7.64	6.9	7.05	6.66	
2/23/2021									7.44
3/8/2021									
3/24/2021	7.27	6.48							
3/25/2021									
3/26/2021			6.61				6.91	6.54	7.36
3/29/2021				7.24	7.75	6.71			
7/19/2021						6.67	6.98	6.53	
7/20/2021									
8/19/2021	6.94	6.15							7.15
8/20/2021			6.33	7.07	7.8				
8/23/2021						6.59	6.73	6.44	
11/1/2021						6.8	6.94	6.75	
2/11/2022	7.27								
2/14/2022							7.15		
2/15/2022						6.89		6.66	
2/16/2022		6.37	6.57	7.31	7.9				7.3
7/27/2022	7.29	7.02	6.55	7.18					7.22
7/28/2022					7.85				
8/1/2022							7		
8/2/2022						6.73		6.73	
10/21/2022								6.3	

Time Series

Constituent: pH (s.u.) Analysis Run 11/18/2022 2:57 AM View: Constituents View

Plant Bowen Client: Southern Company Data: Bowen AP-1

	BGWC-30
6/7/2016	
6/8/2016	
6/9/2016	
8/11/2016	
8/12/2016	
8/15/2016	
8/18/2016	
10/7/2016	
10/10/2016	
12/6/2016	
12/7/2016	
12/8/2016	
1/23/2017	7.39
2/7/2017	7.35
2/16/2017	
2/17/2017	
2/20/2017	
3/27/2017	7.46
4/17/2017	7.19
4/19/2017	
4/20/2017	
5/22/2017	7.4
5/30/2017	
6/1/2017	
6/5/2017	7.69
7/11/2017	7.29
7/14/2017	
7/17/2017	
7/18/2017	
7/19/2017	
8/23/2017	7.37
10/10/2017	7.34
10/11/2017	
10/12/2017	
3/26/2018	7.33
3/27/2018	
3/28/2018	
3/29/2018	
6/13/2018	
6/14/2018	
6/15/2018	7.35
10/17/2018	
10/18/2018	
10/19/2018	
10/22/2018	7.35
2/27/2019	
3/1/2019	7.32
4/2/2019	7.22
4/3/2019	
4/4/2019	
5/2/2019	
9/26/2019	

Time Series

Constituent: pH (s.u.) Analysis Run 11/18/2022 2:57 AM View: Constituents View

Plant Bowen Client: Southern Company Data: Bowen AP-1

	BGWC-30
9/27/2019	
9/30/2019	7.2
2/24/2020	
2/25/2020	
2/26/2020	7.28
3/19/2020	
3/20/2020	
3/23/2020	7.28
3/24/2020	
3/25/2020	
9/24/2020	
9/25/2020	7.34
9/28/2020	
2/18/2021	
2/19/2021	
2/23/2021	
3/8/2021	7.44
3/24/2021	
3/25/2021	7.21
3/26/2021	
3/29/2021	
7/19/2021	
7/20/2021	7.28
8/19/2021	7.2
8/20/2021	
8/23/2021	
11/1/2021	7.3
2/11/2022	
2/14/2022	7.29
2/15/2022	
2/16/2022	
7/27/2022	
7/28/2022	
8/1/2022	7.21
8/2/2022	
10/21/2022	

Time Series

Constituent: pH (s.u.) Analysis Run 11/18/2022 2:57 AM View: Constituents View

Plant Bowen Client: Southern Company Data: Bowen AP-1

	BGWC-31	BGWC-32	BGWC-34D	BGWC-35D	BGWC-36D	BGWC-37D	BGWC-38D	BGWC-39	BGWC-40
10/17/2018					7.44				
10/18/2018	7.16								
10/19/2018			7.42						
10/22/2018		7.22		7.15					
3/4/2019			7.36						
4/2/2019					6.48				
4/4/2019	7.19	7.28	7.32	7.2					
5/2/2019							7.32		
5/3/2019		7.18				7.51			
9/24/2019	7.29		7.32						
9/26/2019		7.31		7.09					
9/27/2019					7.09				
11/15/2019		7.19							
2/25/2020				7.06		7.21			
2/26/2020	7.09				6.33				
2/27/2020		7.14	7.02				6.49	6.78	
2/28/2020									7.31
3/23/2020	6.72				6.56				
3/24/2020		7.23	7.14			7.29	6.66	6.67	
3/25/2020				7.03					7.27
5/4/2020									
9/2/2020							6.49		
9/25/2020		6.82		7.03		7.25			
9/28/2020	7.32		7.24		7.29				
9/29/2020								6.73	7.15
2/19/2021			7.26						
2/22/2021	7.21			7.16		7.49		6.87	7.08
2/23/2021		7.08							
3/8/2021					7.12				
3/9/2021							6.97		
3/25/2021					7.27				
3/26/2021				7.02		7.14			
3/29/2021	6.97						7.02		
3/30/2021		7.07	7.19						7.04
3/31/2021								6.8	
8/19/2021							6.42		
8/20/2021	7.32			6.86		6.98			
8/23/2021					7.34				
8/24/2021			7.2					6.85	7.03
8/25/2021		6.93							
11/1/2021							6.55		
2/14/2022					7.23		6.33		
2/15/2022									
2/16/2022	7.4	7.14	7.27					6.83	7.24
2/17/2022				7.02		7.46			
7/28/2022	7.19		6.96	6.98		7.34			7.03
7/29/2022		7.15			7.19				
8/2/2022							6.17	6.42	

Time Series

Constituent: pH (s.u.) Analysis Run 11/18/2022 2:57 AM View: Constituents View

Plant Bowen Client: Southern Company Data: Bowen AP-1

	BGWC-41D
10/17/2018	
10/18/2018	
10/19/2018	
10/22/2018	
3/4/2019	
4/2/2019	
4/4/2019	
5/2/2019	
5/3/2019	
9/24/2019	
9/26/2019	
9/27/2019	
11/15/2019	
2/25/2020	
2/26/2020	
2/27/2020	
2/28/2020	
3/23/2020	
3/24/2020	
3/25/2020	
5/4/2020	7.46
9/2/2020	7.45
9/25/2020	
9/28/2020	
9/29/2020	
2/19/2021	
2/22/2021	7.48
2/23/2021	
3/8/2021	
3/9/2021	
3/25/2021	
3/26/2021	
3/29/2021	
3/30/2021	
3/31/2021	7.44
8/19/2021	
8/20/2021	
8/23/2021	
8/24/2021	7.11
8/25/2021	
11/1/2021	
2/14/2022	
2/15/2022	7.2
2/16/2022	
2/17/2022	
7/28/2022	
7/29/2022	7.07
8/2/2022	

Time Series

Constituent: pH (s.u.) Analysis Run 11/18/2022 2:57 AM View: Constituents View

Plant Bowen Client: Southern Company Data: Bowen AP-1

	BGWC-42D	BGWC-43D	BGWC-44D	BGWC-49D	BGWC-50D	BGWC-51	BGWC-52	BGWC-7	BGWC-8
6/6/2016									
6/7/2016									7.55
6/8/2016								7	
8/10/2016								7.02	7.66
8/11/2016									
10/5/2016								6.96	7.37
12/2/2016									7.67
12/5/2016								7.16	
2/14/2017									7.54
2/15/2017								7.05	
4/14/2017									7.63
4/17/2017								7.17	
5/26/2017									7.76
6/1/2017								7.17	
7/10/2017									7.7
7/11/2017									
7/13/2017								7.11	
10/10/2017									7.72
10/11/2017								7.19	
3/26/2018								7	7.71
3/27/2018									
6/12/2018								7	7.71
10/16/2018									7.74
10/17/2018									
10/18/2018								6.84	
2/25/2019									7.75
2/27/2019								7.05	
4/1/2019								6.99	7.57
9/24/2019								6.92	7.53
2/19/2020									7.68
2/20/2020									
2/21/2020								7.12	
3/18/2020									7.73
3/19/2020								7.1	
5/4/2020		7.27	7.61						
5/11/2020	7.61								
5/20/2020	7.63	7.2							
9/3/2020	7.37	7.21	7.6						
9/23/2020									7.67
9/24/2020									
9/25/2020								7.01	
1/28/2021						6.81	7.01		
2/16/2021									7.69
2/17/2021									
2/18/2021			7.64					6.88	
2/22/2021	7.5								
2/23/2021						6.71	6.95		
3/8/2021		7.08							
3/24/2021									7.66
3/29/2021		7.02							
3/30/2021						6.64	6.82	7.05	
3/31/2021			7.4						

Time Series

Constituent: pH (s.u.) Analysis Run 11/18/2022 2:57 AM View: Constituents View

Plant Bowen Client: Southern Company Data: Bowen AP-1

	BGWC-42D	BGWC-43D	BGWC-44D	BGWC-49D	BGWC-50D	BGWC-51	BGWC-52	BGWC-7	BGWC-8
4/1/2021	7.44								
4/19/2021				7.45	7.54				
7/20/2021		6.79							
8/18/2021			7.48		7.17				7.7
8/19/2021								6.89	
8/20/2021	7.3								
8/23/2021		7.05				6.61	6.84		
8/24/2021				7.33					
2/9/2022			7.61		7.6				
2/10/2022									7.59
2/11/2022								7.05	
2/14/2022						7.11	7.57		
2/15/2022		7.28							
2/17/2022	7.3			7.57					
7/26/2022			7.59		7.55				7.63
7/28/2022	7.31						7.62	6.96	
8/1/2022		7.16		7.3		6.96			

Time Series

Constituent: pH (s.u.) Analysis Run 11/18/2022 2:57 AM View: Constituents View

Plant Bowen Client: Southern Company Data: Bowen AP-1

	BGWC-9
6/6/2016	7.46
6/7/2016	
6/8/2016	
8/10/2016	
8/11/2016	7.51
10/5/2016	7.37
12/2/2016	
12/5/2016	7.42
2/14/2017	
2/15/2017	7.32
4/14/2017	
4/17/2017	7.23
5/26/2017	7.29
6/1/2017	
7/10/2017	
7/11/2017	7.34
7/13/2017	
10/10/2017	7.28
10/11/2017	
3/26/2018	
3/27/2018	7.38
6/12/2018	7.51
10/16/2018	
10/17/2018	7.34
10/18/2018	
2/25/2019	
2/27/2019	
4/1/2019	7.03
9/24/2019	7.14
2/19/2020	
2/20/2020	7.37
2/21/2020	
3/18/2020	
3/19/2020	7.35
5/4/2020	
5/11/2020	
5/20/2020	
9/3/2020	
9/23/2020	
9/24/2020	7.34
9/25/2020	
1/28/2021	
2/16/2021	
2/17/2021	7.43
2/18/2021	
2/22/2021	
2/23/2021	
3/8/2021	
3/24/2021	7.26
3/29/2021	
3/30/2021	
3/31/2021	

Time Series

Constituent: pH (s.u.) Analysis Run 11/18/2022 2:57 AM View: Constituents View

Plant Bowen Client: Southern Company Data: Bowen AP-1

	BGWC-9
4/1/2021	
4/19/2021	
7/20/2021	
8/18/2021	7.49
8/19/2021	
8/20/2021	
8/23/2021	
8/24/2021	
2/9/2022	
2/10/2022	7.28
2/11/2022	
2/14/2022	
2/15/2022	
2/17/2022	
7/26/2022	7.33
7/28/2022	
8/1/2022	

Time Series

Constituent: Selenium (mg/L) Analysis Run 11/18/2022 2:57 AM View: Constituents View

Plant Bowen Client: Southern Company Data: Bowen AP-1

	BGWA-2 (bg)	BGWA-29 (bg)	BGWA-33 (bg)	BGWA-47D (bg)	BGWA-48D (bg)	BGWA-6	BGWC-10	BGWC-12	BGWC-14A
6/6/2016	<0.005					<0.005			
6/7/2016							<0.005	<0.005	
8/9/2016	<0.005								
8/10/2016						<0.005			
8/11/2016									
8/12/2016								<0.005	
8/16/2016							<0.005		
8/22/2016		<0.005							
10/3/2016	<0.005								
10/4/2016		<0.005				<0.005			
10/6/2016								<0.005	
10/7/2016							<0.005		
11/29/2016	<0.005								
12/1/2016		<0.005				<0.005			
12/5/2016								<0.005	
12/6/2016							<0.005		
1/10/2017		<0.005							
2/13/2017	<0.005								
2/14/2017		<0.005				<0.005			
2/15/2017								<0.005	
2/16/2017							<0.005		
4/13/2017	<0.005					<0.005			
4/14/2017		<0.005							
4/18/2017							<0.005	<0.005	
5/25/2017	<0.005	<0.005				<0.005			
5/30/2017									
6/2/2017							<0.005	<0.005	
7/7/2017	<0.005					<0.005			
7/10/2017		<0.005							
7/12/2017							<0.005		
7/13/2017								<0.005	
7/14/2017									
3/26/2018	<0.005	<0.005							
3/27/2018							<0.005		
3/28/2018								<0.005	
2/25/2019	<0.005								
2/27/2019		<0.005							
2/28/2019							<0.005	<0.005	
4/1/2019	0.00011 (J)	<0.005						0.0004 (J)	
4/2/2019						0.00031 (J)	<0.005		
4/3/2019			0.00013 (J)						
9/23/2019	<0.005	<0.005				<0.005			
9/25/2019							<0.005	<0.005	
9/26/2019									
9/27/2019			<0.005						
2/18/2020	<0.005					<0.005			
2/19/2020		<0.005							
2/20/2020							<0.005		
2/21/2020			<0.005						
2/24/2020								<0.005	
3/18/2020	<0.005	<0.005							
3/19/2020						<0.005		<0.005	

Time Series

Constituent: Selenium (mg/L) Analysis Run 11/18/2022 2:57 AM View: Constituents View

Plant Bowen Client: Southern Company Data: Bowen AP-1

	BGWA-2 (bg)	BGWA-29 (bg)	BGWA-33 (bg)	BGWA-47D (bg)	BGWA-48D (bg)	BGWA-6	BGWC-10	BGWC-12	BGWC-14A
3/20/2020			<0.005						
3/23/2020							<0.005		
5/22/2020				0.0013 (J)					0.0014 (J)
5/25/2020					<0.005				
6/23/2020				<0.005	<0.005				<0.005
7/28/2020				<0.005	<0.005				<0.005
9/2/2020				<0.005					<0.005
9/3/2020					<0.005				
9/23/2020	<0.005	<0.005				<0.005			
9/24/2020							<0.005		
9/25/2020			<0.005					<0.005	
10/1/2020				0.0018 (J)	<0.005				<0.005
11/10/2020				<0.005	<0.005				<0.005
12/15/2020				0.0018	<0.005				<0.005
1/20/2021				<0.005	<0.005				<0.005
2/16/2021	<0.005	<0.005							
2/17/2021				<0.005	<0.005				
2/18/2021						<0.005	<0.005		<0.005
2/19/2021			<0.005					<0.005	
3/23/2021		<0.005							
3/24/2021								<0.005	<0.005
3/25/2021				0.002 (J)	<0.005				
3/26/2021	<0.005								
3/30/2021							<0.005		
3/31/2021						0.0032 (J)			
4/1/2021			0.004 (J)						
8/16/2021	<0.005	<0.005		0.002 (J)	<0.005	<0.005			
8/18/2021							<0.005	<0.005	<0.005
8/25/2021			<0.005						
2/9/2022	<0.005			0.0021 (J)	<0.005	<0.005			<0.005
2/10/2022		<0.005							
2/11/2022							<0.005	<0.005	
2/16/2022			<0.005						
7/26/2022	<0.005	<0.005		0.0021 (J)	<0.005	<0.005			<0.005
7/27/2022								<0.005	
7/28/2022							<0.005		
8/3/2022			<0.005						

Time Series

Constituent: Selenium (mg/L) Analysis Run 11/18/2022 2:57 AM View: Constituents View

Plant Bowen Client: Southern Company Data: Bowen AP-1

	BGWC-16
6/6/2016	
6/7/2016	<0.005
8/9/2016	
8/10/2016	
8/11/2016	<0.005
8/12/2016	
8/16/2016	
8/22/2016	
10/3/2016	
10/4/2016	
10/6/2016	
10/7/2016	<0.005
11/29/2016	
12/1/2016	
12/5/2016	
12/6/2016	<0.005
1/10/2017	
2/13/2017	
2/14/2017	
2/15/2017	
2/16/2017	0.0012 (J)
4/13/2017	
4/14/2017	
4/18/2017	<0.005
5/25/2017	
5/30/2017	<0.005
6/2/2017	
7/7/2017	
7/10/2017	
7/12/2017	
7/13/2017	
7/14/2017	<0.005
3/26/2018	
3/27/2018	<0.005
3/28/2018	
2/25/2019	<0.005
2/27/2019	
2/28/2019	
4/1/2019	
4/2/2019	0.0006 (J)
4/3/2019	
9/23/2019	
9/25/2019	
9/26/2019	<0.005
9/27/2019	
2/18/2020	
2/19/2020	
2/20/2020	0.0026 (J)
2/21/2020	
2/24/2020	
3/18/2020	
3/19/2020	0.0019 (J)

Time Series

Constituent: Selenium (mg/L) Analysis Run 11/18/2022 2:57 AM View: Constituents View

Plant Bowen Client: Southern Company Data: Bowen AP-1

	BGWC-16
3/20/2020	
3/23/2020	
5/22/2020	
5/25/2020	
6/23/2020	
7/28/2020	
9/2/2020	
9/3/2020	
9/23/2020	
9/24/2020	0.003 (J)
9/25/2020	
10/1/2020	
11/10/2020	
12/15/2020	
1/20/2021	
2/16/2021	
2/17/2021	
2/18/2021	0.0017 (J)
2/19/2021	
3/23/2021	
3/24/2021	0.0017 (J)
3/25/2021	
3/26/2021	
3/30/2021	
3/31/2021	
4/1/2021	
8/16/2021	
8/18/2021	<0.005
8/25/2021	
2/9/2022	
2/10/2022	
2/11/2022	<0.005
2/16/2022	
7/26/2022	
7/27/2022	0.0018 (J)
7/28/2022	
8/3/2022	

Time Series

Constituent: Selenium (mg/L) Analysis Run 11/18/2022 2:57 AM View: Constituents View

Plant Bowen Client: Southern Company Data: Bowen AP-1

	BGWC-17	BGWC-18	BGWC-19	BGWC-20	BGWC-21	BGWC-22	BGWC-23	BGWC-24	BGWC-25
6/7/2016	0.0004 (J)								
6/8/2016		<0.005	0.00043 (J)	<0.005	<0.005	<0.005			<0.005
6/9/2016							<0.005	0.00099 (J)	
8/11/2016	<0.005								
8/12/2016		<0.005	<0.005	<0.005					
8/15/2016									<0.005
8/18/2016					<0.005	<0.005	<0.005	0.0023 (J)	
10/7/2016	<0.005	<0.005	<0.005						
10/10/2016				<0.005	0.001 (J)	<0.005	<0.005	0.004 (J)	<0.005
12/6/2016	<0.005	<0.005							
12/7/2016			<0.005	0.0037 (J)			0.0176	0.0302	
12/8/2016					<0.005	0.012			<0.005
1/23/2017									
2/7/2017									
2/16/2017	<0.005	<0.005	<0.005						
2/17/2017				<0.005	<0.005	<0.005			
2/20/2017							<0.005	0.0044 (J)	<0.005
3/27/2017									
4/17/2017									
4/19/2017	<0.005	<0.005	<0.005	<0.005	<0.005		<0.005	0.0046 (J)	
4/20/2017						<0.005			<0.005
5/22/2017									
5/30/2017	<0.005								
6/1/2017		<0.005	<0.005	<0.005	<0.005				<0.005
6/5/2017						0.0018 (J)	<0.005	0.0033 (J)	
7/11/2017									
7/14/2017	<0.005	<0.005	<0.005						
7/17/2017							<0.005	0.0052 (J)	<0.005
7/18/2017				<0.005	<0.005				
7/19/2017						<0.005			
8/23/2017									
3/26/2018									
3/27/2018	<0.005	<0.005	<0.005						
3/28/2018				<0.005	<0.005				<0.005
3/29/2018						<0.005	<0.005	<0.005	
2/27/2019	<0.005	<0.005		<0.005					
3/1/2019			<0.005			<0.005	<0.005	<0.005	<0.005
4/2/2019	0.00077 (J)	0.001 (J)							
4/3/2019			0.00058 (J)	<0.005	0.00012 (J)	<0.005	<0.005	0.0038 (J)	
4/4/2019									<0.005
9/26/2019	<0.005	<0.005	<0.005	<0.005					
9/27/2019						<0.005	<0.005		
9/30/2019					<0.005			0.0065 (J)	<0.005
2/24/2020	0.0013 (J)	<0.005	0.0013 (J)	<0.005					
2/25/2020						<0.005	0.002 (J)		
2/26/2020					<0.005			0.0077 (J)	<0.005
3/19/2020	0.0022 (J)								
3/20/2020		<0.005	<0.005		<0.005	<0.005			
3/23/2020				<0.005			<0.005		
3/24/2020									<0.005
3/25/2020								0.0067 (J)	
9/24/2020	<0.005	<0.005			<0.005	0.0026 (J)	<0.005		

Time Series

Constituent: Selenium (mg/L) Analysis Run 11/18/2022 2:57 AM View: Constituents View

Plant Bowen Client: Southern Company Data: Bowen AP-1

	BGWC-17	BGWC-18	BGWC-19	BGWC-20	BGWC-21	BGWC-22	BGWC-23	BGWC-24	BGWC-25
9/25/2020								0.01	
9/28/2020			<0.005	<0.005					<0.005
2/18/2021	<0.005	<0.005	<0.005	<0.005					
2/19/2021					<0.005	<0.005	<0.005	0.0065	
2/23/2021									<0.005
3/8/2021									
3/24/2021	<0.005	<0.005							
3/25/2021									
3/26/2021			<0.005				<0.005	<0.005	<0.005
3/29/2021				<0.005	<0.005	<0.005			
8/19/2021	<0.005	<0.005							<0.005
8/20/2021			<0.005	<0.005	<0.005				
8/23/2021						<0.005	<0.005	0.0045 (J)	
2/11/2022	<0.005								
2/14/2022							<0.005		
2/15/2022						<0.005		0.0055	
2/16/2022		<0.005	<0.005	<0.005	<0.005				<0.005
7/27/2022	<0.005	<0.005	<0.005	<0.005					<0.005
7/28/2022					<0.005				
8/1/2022							<0.005		
8/2/2022						<0.005		0.0027 (J)	
10/21/2022								0.0045 (J)	

Time Series

Constituent: Selenium (mg/L) Analysis Run 11/18/2022 2:57 AM View: Constituents View

Plant Bowen Client: Southern Company Data: Bowen AP-1

	BGWC-30
6/7/2016	
6/8/2016	
6/9/2016	
8/11/2016	
8/12/2016	
8/15/2016	
8/18/2016	
10/7/2016	
10/10/2016	
12/6/2016	
12/7/2016	
12/8/2016	
1/23/2017	0.015
2/7/2017	0.0114
2/16/2017	
2/17/2017	
2/20/2017	
3/27/2017	0.0092 (J)
4/17/2017	0.0082 (J)
4/19/2017	
4/20/2017	
5/22/2017	0.0094 (J)
5/30/2017	
6/1/2017	
6/5/2017	0.0118
7/11/2017	0.012
7/14/2017	
7/17/2017	
7/18/2017	
7/19/2017	
8/23/2017	0.0097 (J)
3/26/2018	<0.005
3/27/2018	
3/28/2018	
3/29/2018	
2/27/2019	
3/1/2019	0.01 (J)
4/2/2019	0.0092 (J)
4/3/2019	
4/4/2019	
9/26/2019	
9/27/2019	0.0033 (J)
9/30/2019	
2/24/2020	
2/25/2020	
2/26/2020	<0.005
3/19/2020	
3/20/2020	
3/23/2020	0.0041 (J)
3/24/2020	
3/25/2020	
9/24/2020	

Time Series

Constituent: Selenium (mg/L) Analysis Run 11/18/2022 2:57 AM View: Constituents View

Plant Bowen Client: Southern Company Data: Bowen AP-1

	BGWC-30
9/25/2020	0.0035 (J)
9/28/2020	
2/18/2021	
2/19/2021	
2/23/2021	
3/8/2021	0.0048 (J)
3/24/2021	
3/25/2021	0.0021 (J)
3/26/2021	
3/29/2021	
8/19/2021	0.0052
8/20/2021	
8/23/2021	
2/11/2022	
2/14/2022	0.0084
2/15/2022	
2/16/2022	
7/27/2022	
7/28/2022	
8/1/2022	0.0074
8/2/2022	
10/21/2022	

Time Series

Constituent: Selenium (mg/L) Analysis Run 11/18/2022 2:57 AM View: Constituents View

Plant Bowen Client: Southern Company Data: Bowen AP-1

	BGWC-31	BGWC-32	BGWC-34D	BGWC-35D	BGWC-36D	BGWC-37D	BGWC-38D	BGWC-39	BGWC-40
4/2/2019					0.014				
4/4/2019	8E-05 (J)		0.0001 (J)	<0.005					
4/5/2019		0.00015 (J)							
9/24/2019	<0.005		<0.005						
9/26/2019		<0.005		<0.005					
9/27/2019					0.0071 (J)				
2/25/2020				<0.005		<0.005			
2/26/2020	<0.005				0.0029 (J)				
2/27/2020		<0.005	<0.005				<0.005	<0.005	
2/28/2020									0.0018 (J)
3/23/2020	<0.005				0.0033 (J)				
3/24/2020		<0.005	<0.005			<0.005	<0.005	<0.005	
3/25/2020				<0.005					0.0039 (J)
9/2/2020							0.003 (J)		
9/25/2020		<0.005		<0.005		<0.005			
9/28/2020	<0.005		<0.005		0.0076 (J)				
9/29/2020								0.002 (J)	0.005 (J)
2/19/2021			<0.005						
2/22/2021	<0.005			<0.005		<0.005		<0.005	0.0094
2/23/2021		<0.005							
3/8/2021					0.011				
3/9/2021							0.005		
3/25/2021					0.012				
3/26/2021				<0.005		<0.005			
3/29/2021	<0.005						<0.005		
3/30/2021		<0.005	<0.005						0.0098
3/31/2021								0.002 (J)	
8/19/2021							<0.005		
8/20/2021	<0.005			<0.005		<0.005			
8/23/2021					0.0086				
8/24/2021			<0.005					<0.005	0.0096
8/25/2021		<0.005							
2/14/2022					0.011		<0.005		
2/15/2022									
2/16/2022	<0.005	<0.005	<0.005					<0.005	0.0084
2/17/2022				<0.005		<0.005			
7/28/2022	<0.005		<0.005	<0.005		<0.005			0.007
7/29/2022		<0.005			0.011				
8/2/2022							<0.005	<0.005	

Time Series

Constituent: Selenium (mg/L) Analysis Run 11/18/2022 2:57 AM View: Constituents View

Plant Bowen Client: Southern Company Data: Bowen AP-1

	BGWC-41D
4/2/2019	
4/4/2019	
4/5/2019	
9/24/2019	
9/26/2019	
9/27/2019	
2/25/2020	
2/26/2020	
2/27/2020	
2/28/2020	
3/23/2020	
3/24/2020	
3/25/2020	
9/2/2020	0.0016 (J)
9/25/2020	
9/28/2020	
9/29/2020	
2/19/2021	
2/22/2021	<0.005
2/23/2021	
3/8/2021	
3/9/2021	
3/25/2021	
3/26/2021	
3/29/2021	
3/30/2021	
3/31/2021	0.0016 (J)
8/19/2021	
8/20/2021	
8/23/2021	
8/24/2021	<0.005
8/25/2021	
2/14/2022	
2/15/2022	<0.005
2/16/2022	
2/17/2022	
7/28/2022	
7/29/2022	<0.005
8/2/2022	

Time Series

Constituent: Selenium (mg/L) Analysis Run 11/18/2022 2:57 AM View: Constituents View

Plant Bowen Client: Southern Company Data: Bowen AP-1

	BGWC-42D	BGWC-43D	BGWC-44D	BGWC-49D	BGWC-50D	BGWC-51	BGWC-52	BGWC-7	BGWC-8
6/6/2016									
6/7/2016									4.8E-05 (J)
6/8/2016								<0.005	
8/10/2016									<0.005
8/11/2016								<0.005	
10/4/2016									<0.005
10/5/2016									
10/6/2016								<0.005	
12/2/2016									<0.005
12/5/2016									
12/6/2016								<0.005	
2/14/2017									<0.005
2/15/2017								<0.005	
4/14/2017									<0.005
4/17/2017									
4/18/2017								<0.005	
5/26/2017									<0.005
6/2/2017								<0.005	
7/10/2017									<0.005
7/11/2017									
7/14/2017								<0.005	
3/26/2018									<0.005
3/27/2018								<0.005	
2/25/2019									<0.005
2/28/2019								<0.005	
4/1/2019									0.00015 (J)
4/2/2019								<0.005	
9/24/2019								<0.005	<0.005
2/19/2020									<0.005
2/20/2020									
2/21/2020								<0.005	
3/18/2020									<0.005
3/19/2020								<0.005	
9/3/2020	0.0022 (J)	0.0028 (J)	<0.005						
9/23/2020									<0.005
9/24/2020									
9/25/2020								<0.005	
1/28/2021						0.014	<0.005		
2/16/2021									<0.005
2/17/2021									
2/18/2021			<0.005					<0.005	
2/22/2021	<0.005								
2/23/2021						0.013	0.0016 (J)		
3/8/2021		<0.005							
3/24/2021									<0.005
3/29/2021		<0.005							
3/30/2021						0.01 (J)	<0.005	<0.005	
3/31/2021			<0.005						
4/1/2021	0.0027 (J)								
4/19/2021				<0.005	<0.005				
8/18/2021			<0.005		<0.005				<0.005
8/19/2021								<0.005	

Time Series

Constituent: Selenium (mg/L) Analysis Run 11/18/2022 2:57 AM View: Constituents View

Plant Bowen Client: Southern Company Data: Bowen AP-1

	BGWC-42D	BGWC-43D	BGWC-44D	BGWC-49D	BGWC-50D	BGWC-51	BGWC-52	BGWC-7	BGWC-8
8/20/2021	<0.005								
8/23/2021		<0.005				0.013	<0.005		
8/24/2021				<0.005					
2/9/2022			<0.005		<0.005				
2/10/2022									<0.005
2/11/2022								<0.005	
2/14/2022						0.0042 (J)	0.0018 (J)		
2/15/2022		<0.005							
2/17/2022	<0.005			<0.005					
7/26/2022			<0.005		<0.005				<0.005
7/28/2022	<0.005						<0.005	<0.005	
8/1/2022		<0.005		<0.005		0.0036 (J)			

Time Series

Constituent: Selenium (mg/L) Analysis Run 11/18/2022 2:57 AM View: Constituents View

Plant Bowen Client: Southern Company Data: Bowen AP-1

	BGWC-9
6/6/2016	0.00031 (J)
6/7/2016	
6/8/2016	
8/10/2016	
8/11/2016	0.001 (J)
10/4/2016	
10/5/2016	0.0017 (J)
10/6/2016	
12/2/2016	
12/5/2016	<0.005
12/6/2016	
2/14/2017	
2/15/2017	<0.005
4/14/2017	
4/17/2017	<0.005
4/18/2017	
5/26/2017	0.0014 (J)
6/2/2017	
7/10/2017	
7/11/2017	<0.005
7/14/2017	
3/26/2018	
3/27/2018	<0.005
2/25/2019	
2/28/2019	
4/1/2019	0.0004 (J)
4/2/2019	
9/24/2019	<0.005
2/19/2020	
2/20/2020	<0.005
2/21/2020	
3/18/2020	
3/19/2020	0.0015 (J)
9/3/2020	
9/23/2020	
9/24/2020	<0.005
9/25/2020	
1/28/2021	
2/16/2021	
2/17/2021	<0.005
2/18/2021	
2/22/2021	
2/23/2021	
3/8/2021	
3/24/2021	<0.005
3/29/2021	
3/30/2021	
3/31/2021	
4/1/2021	
4/19/2021	
8/18/2021	0.0014 (J)
8/19/2021	

Time Series

Constituent: Selenium (mg/L) Analysis Run 11/18/2022 2:57 AM View: Constituents View

Plant Bowen Client: Southern Company Data: Bowen AP-1

	BGWC-9
8/20/2021	
8/23/2021	
8/24/2021	
2/9/2022	
2/10/2022	<0.005
2/11/2022	
2/14/2022	
2/15/2022	
2/17/2022	
7/26/2022	0.0015 (J)
7/28/2022	
8/1/2022	

Time Series

Constituent: Sulfate (mg/L) Analysis Run 11/18/2022 2:57 AM View: Constituents View

Plant Bowen Client: Southern Company Data: Bowen AP-1

	BGWA-2 (bg)	BGWA-29 (bg)	BGWA-33 (bg)	BGWA-47D (bg)	BGWA-48D (bg)	BGWA-6	BGWC-10	BGWC-12	BGWC-14A
6/6/2016	8					26			
6/7/2016							99	190	
8/9/2016	6.5								
8/10/2016						22			
8/11/2016									
8/12/2016								180	
8/16/2016							110		
8/22/2016		4.2							
10/3/2016	5.7								
10/4/2016		6.4				20			
10/6/2016								200	
10/7/2016							110		
11/29/2016	5.2								
12/1/2016		7.8				20			
12/5/2016								130	
12/6/2016							110		
1/10/2017		4.5							
2/13/2017	6.4								
2/14/2017		5.1				20			
2/15/2017								190	
2/16/2017							110		
4/13/2017	4.9					21			
4/14/2017		4.4							
4/18/2017							110	220	
5/25/2017	5.7	4.2				22			
5/30/2017									
6/2/2017							110	250	
7/7/2017	6.3					25			
7/10/2017		3.5							
7/12/2017							110		
7/13/2017								250	
7/14/2017									
10/9/2017	6.1					25			
10/10/2017		3.3						210	
10/11/2017							110		
6/12/2018	8.3	6.8							
6/14/2018							110	275	
10/16/2018	8.9	7.6				32.4			
10/17/2018								336	
10/18/2018							122		
4/1/2019	10.8	5.2						239	
4/2/2019						29.8	105		
4/3/2019			26.2						
5/2/2019	11.2								
9/23/2019	9	6.6				27.5			
9/25/2019							93.7	205	
9/26/2019									
9/27/2019			200 (o)						
2/18/2020						25.7			
2/19/2020		1.6							
2/21/2020			23.5						
3/18/2020	11.7	3.7							

Time Series

Constituent: Sulfate (mg/L) Analysis Run 11/18/2022 2:57 AM View: Constituents View

Plant Bowen Client: Southern Company Data: Bowen AP-1

	BGWA-2 (bg)	BGWA-29 (bg)	BGWA-33 (bg)	BGWA-47D (bg)	BGWA-48D (bg)	BGWA-6	BGWC-10	BGWC-12	BGWC-14A
3/19/2020						28		255	
3/20/2020			26.1						
3/23/2020							95.6		
5/22/2020				53.5					92.6
5/25/2020					43.3				
6/23/2020				64.5	59.7				88.7
7/28/2020				65.7	15.8				300
9/2/2020				70.2					360
9/3/2020					24.4				
9/23/2020	12.9	5.3				24.6			
9/24/2020							98.6		
9/25/2020			22.6					320	
10/1/2020				70.2	26.6				382
11/10/2020				68.9	24.1				354
12/15/2020				78	28.3				406
1/20/2021				73.4	26.1				299
3/23/2021		4.6							
3/24/2021								301	115
3/25/2021				74.5	22				
3/26/2021	12.8								
3/30/2021							104		
3/31/2021						21.9			
4/1/2021			24.6						
8/16/2021	12.7	4.8		74.5	6.7	23.4			
8/18/2021							97.9	326	375
8/25/2021			25						
2/9/2022	13.5			72.7	19.1	16.7			130
2/10/2022		1.9							
2/11/2022							86.1	343	
2/16/2022			22.8						
7/26/2022	13.2	3.6		74.9	20.8	20.7			486
7/27/2022								419	
7/28/2022							105		
8/3/2022			4.6						

Time Series

Constituent: Sulfate (mg/L) Analysis Run 11/18/2022 2:57 AM View: Constituents View

Plant Bowen Client: Southern Company Data: Bowen AP-1

	BGWC-16
6/6/2016	
6/7/2016	240
8/9/2016	
8/10/2016	
8/11/2016	250
8/12/2016	
8/16/2016	
8/22/2016	
10/3/2016	
10/4/2016	
10/6/2016	
10/7/2016	260
11/29/2016	
12/1/2016	
12/5/2016	
12/6/2016	280
1/10/2017	
2/13/2017	
2/14/2017	
2/15/2017	
2/16/2017	380
4/13/2017	
4/14/2017	
4/18/2017	290
5/25/2017	
5/30/2017	260
6/2/2017	
7/7/2017	
7/10/2017	
7/12/2017	
7/13/2017	
7/14/2017	260
10/9/2017	
10/10/2017	
10/11/2017	270
6/12/2018	246
6/14/2018	
10/16/2018	
10/17/2018	
10/18/2018	276
4/1/2019	
4/2/2019	272
4/3/2019	
5/2/2019	
9/23/2019	
9/25/2019	
9/26/2019	288
9/27/2019	
2/18/2020	
2/19/2020	
2/21/2020	
3/18/2020	

Time Series

Constituent: Sulfate (mg/L) Analysis Run 11/18/2022 2:57 AM View: Constituents View

Plant Bowen Client: Southern Company Data: Bowen AP-1

	BGWC-16
3/19/2020	311
3/20/2020	
3/23/2020	
5/22/2020	
5/25/2020	
6/23/2020	
7/28/2020	
9/2/2020	
9/3/2020	
9/23/2020	
9/24/2020	338
9/25/2020	
10/1/2020	
11/10/2020	
12/15/2020	
1/20/2021	
3/23/2021	
3/24/2021	317
3/25/2021	
3/26/2021	
3/30/2021	
3/31/2021	
4/1/2021	
8/16/2021	
8/18/2021	297
8/25/2021	
2/9/2022	
2/10/2022	
2/11/2022	358
2/16/2022	
7/26/2022	
7/27/2022	496
7/28/2022	
8/3/2022	

Time Series

Constituent: Sulfate (mg/L) Analysis Run 11/18/2022 2:57 AM View: Constituents View

Plant Bowen Client: Southern Company Data: Bowen AP-1

	BGWC-17	BGWC-18	BGWC-19	BGWC-20	BGWC-21	BGWC-22	BGWC-23	BGWC-24	BGWC-25
6/7/2016	120								
6/8/2016		120	110	530	75	660			10
6/9/2016							510	730	
8/11/2016	110								
8/12/2016		81	110	530					
8/15/2016									10
8/18/2016					66	730	480	580	
10/7/2016	150	140	150						
10/10/2016				600	57	650	460	520	10
12/6/2016	130	160							
12/7/2016			97	580			490	370	
12/8/2016					68	660			13
1/23/2017									
2/7/2017									
2/16/2017	120	92	130						
2/17/2017				710	57	740			
2/20/2017							520	610	24
3/27/2017									
4/17/2017									
4/19/2017	110	80	140	610	52		490	600	
4/20/2017						990			26
5/22/2017									
5/30/2017	110								
6/1/2017		73	70	550	55				29
6/5/2017						700	480	700	
7/11/2017									
7/14/2017	110	78	110						
7/17/2017							510	670	25
7/18/2017				590	50				
7/19/2017						720			
8/23/2017									
10/10/2017									
10/11/2017	120	83	93	550			510	510	12
10/12/2017					48	780			
6/13/2018				541			586	689	
6/14/2018	106	74.6			48.1	738			10
6/15/2018			78.3						
10/17/2018	118								
10/18/2018		89.3							
10/19/2018			114		57.2				
10/22/2018				604		846	590	723	8.1
4/2/2019	86.9	70.1							
4/3/2019			90.6	593	61.9	720	603	648	
4/4/2019									11.4
5/2/2019						827			
9/26/2019	219	114	130	498					
9/27/2019						905	721		
9/30/2019					54.5			758	10.7
2/25/2020						472			
2/26/2020									
3/19/2020	90.5								
3/20/2020		75.9	76.9		57.8	610			

Time Series

Constituent: Sulfate (mg/L) Analysis Run 11/18/2022 2:57 AM View: Constituents View

Plant Bowen Client: Southern Company Data: Bowen AP-1

	BGWC-17	BGWC-18	BGWC-19	BGWC-20	BGWC-21	BGWC-22	BGWC-23	BGWC-24	BGWC-25
3/23/2020				494			612		
3/24/2020									18.8
3/25/2020								603	
9/24/2020	156	69.9			57.8	864	676		
9/25/2020								613	
9/28/2020			70.3	578					8.8
3/24/2021	93.7	67.3							
3/25/2021									
3/26/2021			66.8				679	515	21.3
3/29/2021				504	55.2	772			
7/19/2021						506	335	194	
7/20/2021									
8/19/2021	91.7	56.4							10.2
8/20/2021			47.5	550	54.6				
8/23/2021						848	628	527	
11/1/2021						690	410	225	
2/11/2022	88.7								
2/14/2022							622		
2/15/2022						789		473	
2/16/2022		61.5	79.6	555	48.7				13.7
7/27/2022	118	55.5	82.7	617					12.6
7/28/2022					55.3				
8/1/2022							528		
8/2/2022						762		52.8	
10/21/2022								389 (R)	

Time Series

Constituent: Sulfate (mg/L) Analysis Run 11/18/2022 2:57 AM View: Constituents View

Plant Bowen Client: Southern Company Data: Bowen AP-1

	BGWC-30
6/7/2016	
6/8/2016	
6/9/2016	
8/11/2016	
8/12/2016	
8/15/2016	
8/18/2016	
10/7/2016	
10/10/2016	
12/6/2016	
12/7/2016	
12/8/2016	
1/23/2017	410
2/7/2017	410
2/16/2017	
2/17/2017	
2/20/2017	
3/27/2017	410
4/17/2017	400
4/19/2017	
4/20/2017	
5/22/2017	460
5/30/2017	
6/1/2017	
6/5/2017	440
7/11/2017	420
7/14/2017	
7/17/2017	
7/18/2017	
7/19/2017	
8/23/2017	390
10/10/2017	420
10/11/2017	
10/12/2017	
6/13/2018	
6/14/2018	
6/15/2018	174
10/17/2018	
10/18/2018	
10/19/2018	
10/22/2018	204
4/2/2019	153
4/3/2019	
4/4/2019	
5/2/2019	
9/26/2019	
9/27/2019	51.7
9/30/2019	
2/25/2020	
2/26/2020	42.6
3/19/2020	
3/20/2020	

Time Series

Constituent: Sulfate (mg/L) Analysis Run 11/18/2022 2:57 AM View: Constituents View

Plant Bowen Client: Southern Company Data: Bowen AP-1

	BGWC-30
3/23/2020	55.7
3/24/2020	
3/25/2020	
9/24/2020	
9/25/2020	53.6
9/28/2020	
3/24/2021	
3/25/2021	28.1
3/26/2021	
3/29/2021	
7/19/2021	
7/20/2021	37.2
8/19/2021	58.2
8/20/2021	
8/23/2021	
11/1/2021	65.5
2/11/2022	
2/14/2022	74.4
2/15/2022	
2/16/2022	
7/27/2022	
7/28/2022	
8/1/2022	63.3
8/2/2022	
10/21/2022	

Time Series

Constituent: Sulfate (mg/L) Analysis Run 11/18/2022 2:57 AM View: Constituents View

Plant Bowen Client: Southern Company Data: Bowen AP-1

	BGWC-31	BGWC-32	BGWC-34D	BGWC-35D	BGWC-36D	BGWC-37D	BGWC-38D	BGWC-39	BGWC-40
10/17/2018					277				
10/18/2018	199								
10/19/2018			106						
10/22/2018		350		626					
4/2/2019					192				
4/4/2019	105		88	643					
4/5/2019		312							
5/3/2019		304							
9/24/2019	97.2		80.7						
9/26/2019		336		517					
9/27/2019					191				
11/15/2019		413							
12/13/2019								651	
12/16/2019									60.4
2/25/2020				424		197			
2/26/2020					90.4				
2/27/2020							228		
3/23/2020	99.6				98.7				
3/24/2020		232	95.5			168	275	162	
3/25/2020				272					112
5/4/2020									
9/2/2020							188		
9/25/2020		393		394		175			
9/28/2020	115		115		135				
9/29/2020								619	130
3/25/2021					137				
3/26/2021				647		150			
3/29/2021	35.9						136		
3/30/2021		368	127						144
3/31/2021								314	
8/19/2021							90.7		
8/20/2021	121			452		130			
8/23/2021					141				
8/24/2021			132					505	138
8/25/2021		285							
11/1/2021							110		
2/14/2022					122		139		
2/15/2022									
2/16/2022	118	265	129					403	125
2/17/2022				551		132			
7/28/2022	131		158	600		134			132
7/29/2022		298			138				
8/2/2022							140	484	

Time Series

Constituent: Sulfate (mg/L) Analysis Run 11/18/2022 2:57 AM View: Constituents View

Plant Bowen Client: Southern Company Data: Bowen AP-1

	BGWC-41D
10/17/2018	
10/18/2018	
10/19/2018	
10/22/2018	
4/2/2019	
4/4/2019	
4/5/2019	
5/3/2019	
9/24/2019	
9/26/2019	
9/27/2019	
11/15/2019	
12/13/2019	
12/16/2019	
2/25/2020	
2/26/2020	
2/27/2020	
3/23/2020	
3/24/2020	
3/25/2020	
5/4/2020	234
9/2/2020	224
9/25/2020	
9/28/2020	
9/29/2020	
3/25/2021	
3/26/2021	
3/29/2021	
3/30/2021	
3/31/2021	262
8/19/2021	
8/20/2021	
8/23/2021	
8/24/2021	271
8/25/2021	
11/1/2021	
2/14/2022	
2/15/2022	278
2/16/2022	
2/17/2022	
7/28/2022	
7/29/2022	343
8/2/2022	

Time Series

Constituent: Sulfate (mg/L) Analysis Run 11/18/2022 2:57 AM View: Constituents View

Plant Bowen Client: Southern Company Data: Bowen AP-1

	BGWC-42D	BGWC-43D	BGWC-44D	BGWC-49D	BGWC-50D	BGWC-51	BGWC-52	BGWC-7	BGWC-8
6/6/2016									
6/7/2016									26
6/8/2016								410	
8/10/2016									29
8/11/2016								460	
10/4/2016									40
10/5/2016									
10/6/2016								440	
12/2/2016									37
12/5/2016									
12/6/2016								470	
2/14/2017									45
2/15/2017								510	
4/14/2017									27
4/17/2017									
4/18/2017								450	
5/26/2017									34
6/2/2017								470	
7/10/2017									28
7/11/2017									
7/14/2017								230	
10/10/2017									30
10/11/2017								480	
6/12/2018									35.2
6/13/2018								419	
10/16/2018									53
10/17/2018									
10/18/2018								438	
4/1/2019									30.5
4/2/2019								334	
9/24/2019								266	36.5
3/18/2020									34.3
3/19/2020								287	
5/4/2020		333	37.2						
5/11/2020	124								
5/20/2020	118	342							
9/3/2020	141	358	31						
9/23/2020									33.5
9/24/2020									
9/25/2020								298	
1/28/2021						562	308		
3/24/2021									24.2
3/29/2021		301							
3/30/2021						636	347	290	
3/31/2021			42.9						
4/1/2021	115								
4/19/2021				223	26.7				
7/20/2021		262							
8/18/2021			35		23.3				34
8/19/2021								237	
8/20/2021	151								
8/23/2021		328				545	277		

Time Series

Constituent: Sulfate (mg/L) Analysis Run 11/18/2022 2:57 AM View: Constituents View

Plant Bowen Client: Southern Company Data: Bowen AP-1

	BGWC-42D	BGWC-43D	BGWC-44D	BGWC-49D	BGWC-50D	BGWC-51	BGWC-52	BGWC-7	BGWC-8
8/24/2021				235					
2/9/2022			48.4		79.4				
2/10/2022									27.2
2/11/2022								225	
2/14/2022						114	64.1		
2/15/2022		323							
2/17/2022	122			209					
7/26/2022			38.1		112				31.6
7/28/2022	136						50.1	268	
8/1/2022		316		204		94.4			

Time Series

Constituent: Sulfate (mg/L) Analysis Run 11/18/2022 2:57 AM View: Constituents View

Plant Bowen Client: Southern Company Data: Bowen AP-1

	BGWC-9
6/6/2016	100
6/7/2016	
6/8/2016	
8/10/2016	
8/11/2016	110
10/4/2016	
10/5/2016	120
10/6/2016	
12/2/2016	
12/5/2016	130
12/6/2016	
2/14/2017	
2/15/2017	120
4/14/2017	
4/17/2017	110
4/18/2017	
5/26/2017	110
6/2/2017	
7/10/2017	
7/11/2017	110
7/14/2017	
10/10/2017	110
10/11/2017	
6/12/2018	80.6
6/13/2018	
10/16/2018	
10/17/2018	117
10/18/2018	
4/1/2019	81.4
4/2/2019	
9/24/2019	89
3/18/2020	
3/19/2020	74.3
5/4/2020	
5/11/2020	
5/20/2020	
9/3/2020	
9/23/2020	
9/24/2020	84.8
9/25/2020	
1/28/2021	
3/24/2021	70.5
3/29/2021	
3/30/2021	
3/31/2021	
4/1/2021	
4/19/2021	
7/20/2021	
8/18/2021	71.7
8/19/2021	
8/20/2021	
8/23/2021	

Time Series

Constituent: Sulfate (mg/L) Analysis Run 11/18/2022 2:57 AM View: Constituents View

Plant Bowen Client: Southern Company Data: Bowen AP-1

	BGWC-9
8/24/2021	
2/9/2022	
2/10/2022	70
2/11/2022	
2/14/2022	
2/15/2022	
2/17/2022	
7/26/2022	88
7/28/2022	
8/1/2022	

Time Series

Constituent: Thallium (mg/L) Analysis Run 11/18/2022 2:57 AM View: Constituents View

Plant Bowen Client: Southern Company Data: Bowen AP-1

	BGWA-2 (bg)	BGWA-29 (bg)	BGWA-33 (bg)	BGWA-47D (bg)	BGWA-48D (bg)	BGWA-6	BGWC-10	BGWC-12	BGWC-14A
6/6/2016	<0.001					<0.001			
6/7/2016							<0.001	<0.001	
8/9/2016	0.0001 (J)								
8/10/2016						7E-05 (J)			
8/11/2016									
8/12/2016								9E-05 (J)	
8/16/2016							<0.001		
8/22/2016		<0.001							
10/3/2016	<0.001								
10/4/2016		<0.001				<0.001			
10/6/2016								<0.001	
10/7/2016							<0.001		
11/29/2016	<0.001								
12/1/2016		<0.001				<0.001			
12/5/2016								<0.001	
12/6/2016							<0.001		
1/10/2017		<0.001							
2/13/2017	<0.001								
2/14/2017		<0.001				<0.001			
2/15/2017								<0.001	
2/16/2017							<0.001		
4/13/2017	9E-05 (J)					0.0001 (J)			
4/14/2017		<0.001							
4/18/2017							<0.001	9E-05 (J)	
5/25/2017	0.0001 (J)	<0.001				6E-05 (J)			
5/30/2017									
6/2/2017							<0.001	<0.001	
7/7/2017	9E-05 (J)					7E-05 (J)			
7/10/2017		<0.001							
7/12/2017							<0.001		
7/13/2017								8E-05 (J)	
7/14/2017									
3/26/2018	<0.001	<0.001							
3/27/2018							<0.001		
3/28/2018								<0.001	
6/12/2018	<0.001	<0.001							
6/14/2018							<0.001	<0.001	
10/16/2018	<0.001	<0.001				<0.001			
10/17/2018								<0.001	
10/18/2018							<0.001		
2/25/2019	<0.001								
2/27/2019		<0.001							
2/28/2019							<0.001	<0.001	
4/1/2019	0.00011 (J)	<0.001						<0.001	
4/2/2019						6.2E-05 (J)	<0.001		
4/3/2019			<0.001						
9/23/2019	0.00011 (J)	<0.001				6E-05 (J)			
9/25/2019							<0.001	6E-05 (J)	
9/26/2019									
9/27/2019			<0.001						
2/18/2020	0.00011 (J)					5.3E-05 (J)			
2/19/2020		<0.001							

Time Series

Constituent: Thallium (mg/L) Analysis Run 11/18/2022 2:57 AM View: Constituents View

Plant Bowen Client: Southern Company Data: Bowen AP-1

	BGWA-2 (bg)	BGWA-29 (bg)	BGWA-33 (bg)	BGWA-47D (bg)	BGWA-48D (bg)	BGWA-6	BGWC-10	BGWC-12	BGWC-14A
2/20/2020							<0.001		
2/21/2020			<0.001						
2/24/2020								<0.001	
3/18/2020	0.00012 (J)	<0.001							
3/19/2020						6.1E-05 (J)		6.2E-05 (J)	
3/20/2020			<0.001						
3/23/2020							<0.001		
5/22/2020				8.8E-05 (J)					0.00016 (J)
5/25/2020					<0.001				
6/23/2020				<0.001	<0.001				0.00011 (J)
7/28/2020				<0.001	<0.001				0.00026 (J)
9/2/2020				<0.001					0.00035 (J)
9/3/2020					<0.001				
9/23/2020	<0.001	<0.001				<0.001			
9/24/2020							<0.001		
9/25/2020			<0.001					<0.001	
10/1/2020				<0.001	<0.001				0.0005 (J)
11/10/2020				<0.001	<0.001				0.00044 (J)
12/15/2020				<0.001	<0.001				0.00044
1/20/2021				<0.001	<0.001				0.00031 (J)
2/16/2021	0.0002 (J)	<0.001							
2/17/2021				<0.001	<0.001				
2/18/2021						<0.001	<0.001		0.00077 (J)
2/19/2021			<0.001					<0.001	
3/23/2021		<0.001							
3/24/2021								<0.001	0.00023 (J)
3/25/2021				<0.001	<0.001				
3/26/2021	0.00025 (J)								
3/30/2021							<0.001		
3/31/2021						0.00017 (J)			
4/1/2021			<0.001						
8/16/2021	0.00019 (J)	<0.001		<0.001	<0.001	<0.001			
8/18/2021							<0.001	<0.001	0.00039 (J)
8/25/2021			<0.001						
2/9/2022	<0.001			<0.001	<0.001	<0.001			0.00024 (J)
2/10/2022		<0.001							
2/11/2022							<0.001	<0.001	
2/16/2022			<0.001						
7/26/2022	0.00021 (J)	<0.001		<0.001	<0.001	<0.001			0.00047 (J)
7/27/2022								<0.001	
7/28/2022							<0.001		
8/3/2022			<0.001						

Time Series

Constituent: Thallium (mg/L) Analysis Run 11/18/2022 2:57 AM View: Constituents View

Plant Bowen Client: Southern Company Data: Bowen AP-1

	BGWC-16
6/6/2016	
6/7/2016	0.0002 (J)
8/9/2016	
8/10/2016	
8/11/2016	0.0002 (J)
8/12/2016	
8/16/2016	
8/22/2016	
10/3/2016	
10/4/2016	
10/6/2016	
10/7/2016	0.0002 (J)
11/29/2016	
12/1/2016	
12/5/2016	
12/6/2016	0.0003 (J)
1/10/2017	
2/13/2017	
2/14/2017	
2/15/2017	
2/16/2017	0.0003 (J)
4/13/2017	
4/14/2017	
4/18/2017	0.0002 (J)
5/25/2017	
5/30/2017	0.0002 (J)
6/2/2017	
7/7/2017	
7/10/2017	
7/12/2017	
7/13/2017	
7/14/2017	0.0002 (J)
3/26/2018	
3/27/2018	0.00019 (J)
3/28/2018	
6/12/2018	0.0002 (J)
6/14/2018	
10/16/2018	
10/17/2018	
10/18/2018	0.0002 (J)
2/25/2019	0.00023 (J)
2/27/2019	
2/28/2019	
4/1/2019	
4/2/2019	0.0002 (J)
4/3/2019	
9/23/2019	
9/25/2019	
9/26/2019	0.00023 (J)
9/27/2019	
2/18/2020	
2/19/2020	

Time Series

Constituent: Thallium (mg/L) Analysis Run 11/18/2022 2:57 AM View: Constituents View

Plant Bowen Client: Southern Company Data: Bowen AP-1

	BGWC-16
2/20/2020	0.00028 (J)
2/21/2020	
2/24/2020	
3/18/2020	
3/19/2020	0.00022 (J)
3/20/2020	
3/23/2020	
5/22/2020	
5/25/2020	
6/23/2020	
7/28/2020	
9/2/2020	
9/3/2020	
9/23/2020	
9/24/2020	0.00024 (J)
9/25/2020	
10/1/2020	
11/10/2020	
12/15/2020	
1/20/2021	
2/16/2021	
2/17/2021	
2/18/2021	0.00023 (J)
2/19/2021	
3/23/2021	
3/24/2021	0.00019 (J)
3/25/2021	
3/26/2021	
3/30/2021	
3/31/2021	
4/1/2021	
8/16/2021	
8/18/2021	0.00023 (J)
8/25/2021	
2/9/2022	
2/10/2022	
2/11/2022	0.00024 (J)
2/16/2022	
7/26/2022	
7/27/2022	0.00025 (J)
7/28/2022	
8/3/2022	

Time Series

Constituent: Thallium (mg/L) Analysis Run 11/18/2022 2:57 AM View: Constituents View

Plant Bowen Client: Southern Company Data: Bowen AP-1

	BGWC-17	BGWC-18	BGWC-19	BGWC-20	BGWC-21	BGWC-22	BGWC-23	BGWC-24	BGWC-25
6/7/2016	8.5E-05 (J)								
6/8/2016		<0.001	8.5E-05 (J)	<0.001	<0.001	0.00035 (J)			<0.001
6/9/2016							0.0001 (J)	0.00022 (J)	
8/11/2016	8E-05 (J)								
8/12/2016		6E-05 (J)	8E-05 (J)	<0.001					
8/15/2016									<0.001
8/18/2016					<0.001	0.0005 (J)	<0.001	<0.001	
10/7/2016	<0.001	<0.001	<0.001						
10/10/2016				<0.001	<0.001	0.0006 (J)	<0.001	0.0003 (J)	<0.001
12/6/2016	<0.001	<0.001							
12/7/2016			<0.001	<0.001			<0.001	<0.001	
12/8/2016					<0.001	0.0005 (J)			<0.001
1/23/2017									
2/7/2017									
2/16/2017	<0.001	<0.001	<0.001						
2/17/2017				<0.001	<0.001	0.0006 (J)			
2/20/2017							<0.001	0.0003 (J)	<0.001
3/27/2017									
4/17/2017									
4/19/2017	8E-05 (J)	<0.001	6E-05 (J)	<0.001	<0.001		<0.001	0.0004 (J)	
4/20/2017						0.0006 (J)			<0.001
5/22/2017									
5/30/2017	9E-05 (J)								
6/1/2017		<0.001	8E-05 (J)	<0.001	<0.001				<0.001
6/5/2017						0.0006 (J)	<0.001	0.0004 (J)	
7/11/2017									
7/14/2017	9E-05 (J)	<0.001	8E-05 (J)						
7/17/2017							<0.001	0.0004 (J)	<0.001
7/18/2017				<0.001	<0.001				
7/19/2017						0.0007 (J)			
8/23/2017									
3/26/2018									
3/27/2018	<0.001	<0.001	<0.001						
3/28/2018				<0.001	<0.001				<0.001
3/29/2018						0.00063 (J)	<0.001	0.00048 (J)	
6/13/2018				<0.001			<0.001	0.00053 (J)	
6/14/2018	<0.001	<0.001			<0.001	0.00069 (J)			<0.001
6/15/2018			<0.001						
10/17/2018	<0.001								
10/18/2018		<0.001							
10/19/2018			<0.001		<0.001				
10/22/2018				<0.001		0.00071 (J)	<0.001	0.00047 (J)	<0.001
2/27/2019	<0.001	<0.001		<0.001					
3/1/2019			<0.001			0.00074 (J)	<0.001	0.0007 (J)	<0.001
4/2/2019	7.5E-05 (J)	<0.001							
4/3/2019			<0.001	<0.001	<0.001	0.0007 (J)	<0.001	0.00064 (J)	
4/4/2019									<0.001
9/26/2019	0.00026 (J)	7.1E-05 (J)	8E-05 (J)	<0.001					
9/27/2019						0.00088 (J)	0.00018 (J)		
9/30/2019					<0.001			0.00069 (J)	<0.001
2/24/2020	5.9E-05 (J)	6.8E-05 (J)	<0.001	<0.001					
2/25/2020						0.00062 (J)	0.00015 (J)		

Time Series

Constituent: Thallium (mg/L) Analysis Run 11/18/2022 2:57 AM View: Constituents View

Plant Bowen Client: Southern Company Data: Bowen AP-1

	BGWC-17	BGWC-18	BGWC-19	BGWC-20	BGWC-21	BGWC-22	BGWC-23	BGWC-24	BGWC-25
2/26/2020					<0.001			0.00073 (J)	<0.001
3/19/2020	6.1E-05 (J)								
3/20/2020		<0.001	<0.001		<0.001	0.00063 (J)			
3/23/2020				0.0002 (J)			0.00016 (J)		
3/24/2020									<0.001
3/25/2020								0.00066 (J)	
9/24/2020	0.00018 (J)	<0.001			<0.001	0.001	0.00038 (J)		
9/25/2020								0.00057 (J)	
9/28/2020			<0.001	<0.001					<0.001
2/18/2021	<0.001	<0.001	<0.001	<0.001					
2/19/2021					<0.001	0.00089 (J)	0.00039 (J)	0.0005 (J)	
2/23/2021									<0.001
3/8/2021									
3/24/2021	<0.001	<0.001							
3/25/2021									
3/26/2021			<0.001				0.00069 (J)	0.00057 (J)	<0.001
3/29/2021				<0.001	<0.001	0.0009 (J)			
8/19/2021	<0.001	<0.001							<0.001
8/20/2021			<0.001	0.00025 (J)	<0.001				
8/23/2021						0.00088 (J)	<0.001	0.00051 (J)	
2/11/2022	<0.001								
2/14/2022							<0.001		
2/15/2022						0.0011		0.00045 (J)	
2/16/2022		<0.001	0.00021 (J)	<0.001	<0.001				<0.001
7/27/2022	<0.001	<0.001	<0.001	<0.001					<0.001
7/28/2022					<0.001				
8/1/2022							<0.001		
8/2/2022						0.00098 (J)		<0.001	
10/21/2022								0.00032 (J)	

Time Series

Constituent: Thallium (mg/L) Analysis Run 11/18/2022 2:57 AM View: Constituents View

Plant Bowen Client: Southern Company Data: Bowen AP-1

	BGWC-30
6/7/2016	
6/8/2016	
6/9/2016	
8/11/2016	
8/12/2016	
8/15/2016	
8/18/2016	
10/7/2016	
10/10/2016	
12/6/2016	
12/7/2016	
12/8/2016	
1/23/2017	0.0008 (J)
2/7/2017	0.0008 (J)
2/16/2017	
2/17/2017	
2/20/2017	
3/27/2017	0.0006 (J)
4/17/2017	0.0007 (J)
4/19/2017	
4/20/2017	
5/22/2017	0.0008 (J)
5/30/2017	
6/1/2017	
6/5/2017	0.0007 (J)
7/11/2017	0.0007 (J)
7/14/2017	
7/17/2017	
7/18/2017	
7/19/2017	
8/23/2017	0.0007 (J)
3/26/2018	0.00058 (J)
3/27/2018	
3/28/2018	
3/29/2018	
6/13/2018	
6/14/2018	
6/15/2018	0.00056 (J)
10/17/2018	
10/18/2018	
10/19/2018	
10/22/2018	0.00034 (J)
2/27/2019	
3/1/2019	0.00024 (J)
4/2/2019	0.00024 (J)
4/3/2019	
4/4/2019	
9/26/2019	
9/27/2019	0.00014 (J)
9/30/2019	
2/24/2020	
2/25/2020	

Time Series

Constituent: Thallium (mg/L) Analysis Run 11/18/2022 2:57 AM View: Constituents View

Plant Bowen Client: Southern Company Data: Bowen AP-1

	BGWC-30
2/26/2020	8.5E-05 (J)
3/19/2020	
3/20/2020	
3/23/2020	9.1E-05 (J)
3/24/2020	
3/25/2020	
9/24/2020	
9/25/2020	<0.001
9/28/2020	
2/18/2021	
2/19/2021	
2/23/2021	
3/8/2021	<0.001
3/24/2021	
3/25/2021	<0.001
3/26/2021	
3/29/2021	
8/19/2021	0.00022 (J)
8/20/2021	
8/23/2021	
2/11/2022	
2/14/2022	<0.001
2/15/2022	
2/16/2022	
7/27/2022	
7/28/2022	
8/1/2022	<0.001
8/2/2022	
10/21/2022	

Time Series

Constituent: Thallium (mg/L) Analysis Run 11/18/2022 2:57 AM View: Constituents View

Plant Bowen Client: Southern Company Data: Bowen AP-1

	BGWC-31	BGWC-32	BGWC-34D	BGWC-35D	BGWC-36D	BGWC-37D	BGWC-38D	BGWC-39	BGWC-40
10/17/2018					0.00026 (J)				
10/18/2018	<0.001								
10/19/2018			<0.001						
10/22/2018		0.00014 (J)		<0.001					
4/2/2019					0.00022 (J)				
4/4/2019	<0.001		<0.001	<0.001					
4/5/2019		0.00046 (J)							
9/24/2019	<0.001		<0.001						
9/26/2019		0.00017 (J)		<0.001					
9/27/2019					0.00037 (J)				
2/25/2020				<0.001		<0.001			
2/26/2020	<0.001				0.00013 (J)				
2/27/2020		0.00013 (J)	8.9E-05 (J)				0.0027	0.00017 (J)	
2/28/2020									<0.001
3/23/2020	<0.001				0.00011 (J)				
3/24/2020		8.4E-05 (J)	<0.001			<0.001	5.6E-05 (J)	0.00013 (J)	
3/25/2020				6.8E-05 (J)					0.00014 (J)
9/2/2020							0.00042 (J)		
9/25/2020		0.00014 (J)		<0.001		<0.001			
9/28/2020	<0.001		<0.001		0.00019 (J)				
9/29/2020								0.00025 (J)	<0.001
2/19/2021			<0.001						
2/22/2021	<0.001			0.00016 (J)		<0.001		0.00021 (J)	<0.001
2/23/2021		0.00015 (J)							
3/8/2021					0.0002 (J)				
3/9/2021							<0.001		
3/25/2021					0.00019 (J)				
3/26/2021				<0.001		<0.001			
3/29/2021	<0.001						0.00018 (J)		
3/30/2021		0.00016 (J)	<0.001						<0.001
3/31/2021								0.00017 (J)	
8/19/2021							<0.001		
8/20/2021	<0.001			0.00026 (J)		<0.001			
8/23/2021					0.00024 (J)				
8/24/2021			<0.001					0.00027 (J)	<0.001
8/25/2021		<0.001							
2/14/2022					0.00022 (J)		<0.001		
2/15/2022									
2/16/2022	<0.001	<0.001	<0.001					<0.001	<0.001
2/17/2022				<0.001		<0.001			
7/28/2022	<0.001		<0.001	0.00022 (J)		<0.001			<0.001
7/29/2022		<0.001			0.00018 (J)				
8/2/2022							<0.001	<0.001	

Time Series

Constituent: Thallium (mg/L) Analysis Run 11/18/2022 2:57 AM View: Constituents View

Plant Bowen Client: Southern Company Data: Bowen AP-1

	BGWC-41D
10/17/2018	
10/18/2018	
10/19/2018	
10/22/2018	
4/2/2019	
4/4/2019	
4/5/2019	
9/24/2019	
9/26/2019	
9/27/2019	
2/25/2020	
2/26/2020	
2/27/2020	
2/28/2020	
3/23/2020	
3/24/2020	
3/25/2020	
9/2/2020	<0.001
9/25/2020	
9/28/2020	
9/29/2020	
2/19/2021	
2/22/2021	<0.001
2/23/2021	
3/8/2021	
3/9/2021	
3/25/2021	
3/26/2021	
3/29/2021	
3/30/2021	
3/31/2021	<0.001
8/19/2021	
8/20/2021	
8/23/2021	
8/24/2021	<0.001
8/25/2021	
2/14/2022	
2/15/2022	<0.001
2/16/2022	
2/17/2022	
7/28/2022	
7/29/2022	<0.001
8/2/2022	

Time Series

Constituent: Thallium (mg/L) Analysis Run 11/18/2022 2:57 AM View: Constituents View

Plant Bowen Client: Southern Company Data: Bowen AP-1

	BGWC-42D	BGWC-43D	BGWC-44D	BGWC-49D	BGWC-50D	BGWC-51	BGWC-52	BGWC-7	BGWC-8
6/6/2016									
6/7/2016									<0.001
6/8/2016								<0.001	
8/10/2016									<0.001
8/11/2016								<0.001	
10/4/2016									<0.001
10/5/2016									
10/6/2016								<0.001	
12/2/2016									<0.001
12/5/2016									
12/6/2016								<0.001	
2/14/2017									<0.001
2/15/2017								<0.001	
4/14/2017									<0.001
4/17/2017									
4/18/2017								<0.001	
5/26/2017									<0.001
6/2/2017								<0.001	
7/10/2017									<0.001
7/11/2017									
7/14/2017								<0.001	
3/26/2018									<0.001
3/27/2018								<0.001	
6/12/2018									<0.001
6/13/2018								<0.001	
10/16/2018									<0.001
10/17/2018									
10/18/2018								<0.001	
2/25/2019									<0.001
2/28/2019								<0.001	
4/1/2019									<0.001
4/2/2019								7E-05 (J)	
9/24/2019								8.7E-05 (J)	<0.001
2/19/2020									<0.001
2/20/2020									
2/21/2020								9.6E-05 (J)	
3/18/2020									<0.001
3/19/2020								0.00011 (J)	
9/3/2020	<0.001	0.0024	<0.001						
9/23/2020									<0.001
9/24/2020									
9/25/2020								<0.001	
1/28/2021						0.0002 (J)	0.00045 (J)		
2/16/2021									<0.001
2/17/2021									
2/18/2021			<0.001					<0.001	
2/22/2021	<0.001								
2/23/2021						<0.001	0.00023 (J)		
3/8/2021		0.0015							
3/24/2021									<0.001
3/29/2021		0.0016							
3/30/2021						0.0004 (J)	0.00024 (J)	0.00015 (J)	

Time Series

Constituent: Thallium (mg/L) Analysis Run 11/18/2022 2:57 AM View: Constituents View

Plant Bowen Client: Southern Company Data: Bowen AP-1

	BGWC-42D	BGWC-43D	BGWC-44D	BGWC-49D	BGWC-50D	BGWC-51	BGWC-52	BGWC-7	BGWC-8
3/31/2021			<0.001						
4/1/2021	<0.001								
4/19/2021				<0.001	<0.001				
8/18/2021			<0.001		<0.001				<0.001
8/19/2021								0.00023 (J)	
8/20/2021	<0.001								
8/23/2021		0.0028				<0.001	0.00037 (J)		
8/24/2021				<0.001					
2/9/2022			<0.001		<0.001				
2/10/2022									<0.001
2/11/2022								0.0003 (J)	
2/14/2022						<0.001	<0.001		
2/15/2022		0.0034							
2/17/2022	<0.001			<0.001					
7/26/2022			<0.001		<0.001				<0.001
7/28/2022	<0.001						<0.001	0.00029 (J)	
8/1/2022		0.0028		<0.001		<0.001			

Time Series

Constituent: Thallium (mg/L) Analysis Run 11/18/2022 2:57 AM View: Constituents View

Plant Bowen Client: Southern Company Data: Bowen AP-1

	BGWC-9
6/6/2016	<0.001
6/7/2016	
6/8/2016	
8/10/2016	
8/11/2016	<0.001
10/4/2016	
10/5/2016	<0.001
10/6/2016	
12/2/2016	
12/5/2016	<0.001
12/6/2016	
2/14/2017	
2/15/2017	<0.001
4/14/2017	
4/17/2017	<0.001
4/18/2017	
5/26/2017	<0.001
6/2/2017	
7/10/2017	
7/11/2017	<0.001
7/14/2017	
3/26/2018	
3/27/2018	<0.001
6/12/2018	<0.001
6/13/2018	
10/16/2018	
10/17/2018	<0.001
10/18/2018	
2/25/2019	
2/28/2019	
4/1/2019	6.5E-05 (J)
4/2/2019	
9/24/2019	<0.001
2/19/2020	
2/20/2020	0.00022 (J)
2/21/2020	
3/18/2020	
3/19/2020	0.00018 (J)
9/3/2020	
9/23/2020	
9/24/2020	<0.001
9/25/2020	
1/28/2021	
2/16/2021	
2/17/2021	<0.001
2/18/2021	
2/22/2021	
2/23/2021	
3/8/2021	
3/24/2021	<0.001
3/29/2021	
3/30/2021	

Time Series

Constituent: Thallium (mg/L) Analysis Run 11/18/2022 2:57 AM View: Constituents View

Plant Bowen Client: Southern Company Data: Bowen AP-1

	BGWC-9
3/31/2021	
4/1/2021	
4/19/2021	
8/18/2021	<0.001
8/19/2021	
8/20/2021	
8/23/2021	
8/24/2021	
2/9/2022	
2/10/2022	<0.001
2/11/2022	
2/14/2022	
2/15/2022	
2/17/2022	
7/26/2022	<0.001
7/28/2022	
8/1/2022	

Time Series

Constituent: Total Dissolved Solids (mg/L) Analysis Run 11/18/2022 2:57 AM View: Constituents View

Plant Bowen Client: Southern Company Data: Bowen AP-1

	BGWA-2 (bg)	BGWA-29 (bg)	BGWA-33 (bg)	BGWA-47D (bg)	BGWA-48D (bg)	BGWA-6	BGWC-10	BGWC-12	BGWC-14A
6/6/2016	170					220			
6/7/2016							300	510	
8/9/2016	183								
8/10/2016						299			
8/11/2016									
8/12/2016								476	
8/16/2016							286		
8/22/2016		121							
10/3/2016	201								
10/4/2016		95				245			
10/6/2016								524	
10/7/2016							513		
11/29/2016	109								
12/1/2016		121				269			
12/5/2016								489	
12/6/2016							421		
1/10/2017		115							
2/13/2017	214								
2/14/2017		345 (o)				405			
2/15/2017								562	
2/16/2017							433		
4/13/2017	211					349			
4/14/2017		119							
4/18/2017							349	955	
5/25/2017	173	109				283			
5/30/2017									
6/2/2017							313	602	
7/7/2017	165					265			
7/10/2017		140							
7/12/2017							255		
7/13/2017								617	
7/14/2017									
10/9/2017	150					253			
10/10/2017		93						534	
10/11/2017							343		
6/12/2018	187	139							
6/14/2018							362	684	
10/16/2018	192	138				311			
10/17/2018								739	
10/18/2018							355		
4/1/2019	226	114						191	
4/2/2019						295	355		
4/3/2019			235						
9/23/2019	186	122				296			
9/25/2019							388	690	
9/26/2019									
9/27/2019			275						
2/18/2020						318			
2/19/2020		113							
2/21/2020			229						
3/18/2020	191	108							
3/19/2020						300		662	

Time Series

Constituent: Total Dissolved Solids (mg/L) Analysis Run 11/18/2022 2:57 AM View: Constituents View

Plant Bowen Client: Southern Company Data: Bowen AP-1

	BGWA-2 (bg)	BGWA-29 (bg)	BGWA-33 (bg)	BGWA-47D (bg)	BGWA-48D (bg)	BGWA-6	BGWC-10	BGWC-12	BGWC-14A
3/20/2020			229						
3/23/2020							355		
5/22/2020				357					454
5/25/2020					249				
6/23/2020				383	280				423
7/28/2020				410	264				768
9/2/2020				389					814
9/3/2020					303				
9/23/2020	237	114				296			
9/24/2020							356		
9/25/2020			233					740	
10/1/2020				384	301				824
11/10/2020				405	305				800
12/15/2020				385	289				876
1/20/2021				377	285				786
3/23/2021		108							
3/24/2021								752	445
3/25/2021				415	331				
3/26/2021	204								
3/30/2021							321		
3/31/2021						299			
4/1/2021			183						
8/16/2021	217	101		399	269	298			
8/18/2021							366	798	850
8/25/2021			208						
2/9/2022	229			403	290	304			468
2/10/2022		96							
2/11/2022							360	816	
2/16/2022			208						
7/26/2022	215	114		402	246	306			966
7/27/2022								952	
7/28/2022							338		
8/3/2022			287						

Time Series

Constituent: Total Dissolved Solids (mg/L) Analysis Run 11/18/2022 2:57 AM View: Constituents View

Plant Bowen Client: Southern Company Data: Bowen AP-1

	BGWC-16
6/6/2016	
6/7/2016	580
8/9/2016	
8/10/2016	
8/11/2016	548
8/12/2016	
8/16/2016	
8/22/2016	
10/3/2016	
10/4/2016	
10/6/2016	
10/7/2016	617
11/29/2016	
12/1/2016	
12/5/2016	
12/6/2016	730
1/10/2017	
2/13/2017	
2/14/2017	
2/15/2017	
2/16/2017	685
4/13/2017	
4/14/2017	
4/18/2017	621
5/25/2017	
5/30/2017	601
6/2/2017	
7/7/2017	
7/10/2017	
7/12/2017	
7/13/2017	
7/14/2017	569
10/9/2017	
10/10/2017	
10/11/2017	588
6/12/2018	593
6/14/2018	
10/16/2018	
10/17/2018	
10/18/2018	578
4/1/2019	
4/2/2019	604
4/3/2019	
9/23/2019	
9/25/2019	
9/26/2019	688
9/27/2019	
2/18/2020	
2/19/2020	
2/21/2020	
3/18/2020	
3/19/2020	631

Time Series

Constituent: Total Dissolved Solids (mg/L) Analysis Run 11/18/2022 2:57 AM View: Constituents View

Plant Bowen Client: Southern Company Data: Bowen AP-1

	BGWC-16
3/20/2020	
3/23/2020	
5/22/2020	
5/25/2020	
6/23/2020	
7/28/2020	
9/2/2020	
9/3/2020	
9/23/2020	
9/24/2020	732
9/25/2020	
10/1/2020	
11/10/2020	
12/15/2020	
1/20/2021	
3/23/2021	
3/24/2021	610
3/25/2021	
3/26/2021	
3/30/2021	
3/31/2021	
4/1/2021	
8/16/2021	
8/18/2021	658
8/25/2021	
2/9/2022	
2/10/2022	
2/11/2022	782
2/16/2022	
7/26/2022	
7/27/2022	944
7/28/2022	
8/3/2022	

Time Series

Constituent: Total Dissolved Solids (mg/L) Analysis Run 11/18/2022 2:57 AM View: Constituents View

Plant Bowen Client: Southern Company Data: Bowen AP-1

	BGWC-17	BGWC-18	BGWC-19	BGWC-20	BGWC-21	BGWC-22	BGWC-23	BGWC-24	BGWC-25
6/7/2016	360								
6/8/2016		390	340	1000	260	2000			170
6/9/2016							1900	5200	
8/11/2016	340								
8/12/2016		310	326	1100					
8/15/2016									161
8/18/2016					239	1960	1600	4200	
10/7/2016	533	823	621						
10/10/2016				1110	239	2130	1640	3850	196
12/6/2016	413	560							
12/7/2016			269	1100			1770	2720	
12/8/2016					255	2200			209
1/23/2017									
2/7/2017									
2/16/2017	434	364	488						
2/17/2017				1160	236	2200			
2/20/2017							1720	4200	251
3/27/2017									
4/17/2017									
4/19/2017	415	337	396	1180	247		1800	4680	
4/20/2017						2330			324
5/22/2017									
5/30/2017	391								
6/1/2017		215	266	1130	185				177
6/5/2017						2530	2050	5660	
7/11/2017									
7/14/2017	391	281	325						
7/17/2017							1810	5080	238
7/18/2017				1160	219				
7/19/2017						2650			
8/23/2017									
10/10/2017									
10/11/2017	403	334	287	1050			1780	4920	199
10/12/2017					245	2500			
6/13/2018				1060			2020	4180	
6/14/2018	395	290			231	2380			225
6/15/2018			280						
10/17/2018	446								
10/18/2018		325							
10/19/2018			321		236				
10/22/2018				1150		2490	1880	4300	218
4/2/2019	321	258							
4/3/2019			259	1090	244	2180	1990	13 (J)	
4/4/2019									196
9/26/2019	550	470	428	1210					
9/27/2019						3260	2540		
9/30/2019					256			4430	220
2/25/2020						1930			
2/26/2020									
3/19/2020	324								
3/20/2020		255	243		253	2200			
3/23/2020				1220			2800		

Time Series

Constituent: Total Dissolved Solids (mg/L) Analysis Run 11/18/2022 2:57 AM View: Constituents View

Plant Bowen Client: Southern Company Data: Bowen AP-1

	BGWC-17	BGWC-18	BGWC-19	BGWC-20	BGWC-21	BGWC-22	BGWC-23	BGWC-24	BGWC-25
3/24/2020									213
3/25/2020								4140	
9/24/2020	481	310			243	3490	3160		
9/25/2020								5020	
9/28/2020			243	1060					223
3/24/2021	374	240							
3/25/2021									
3/26/2021			205				2690	3070	215
3/29/2021				1100	198	2430			
8/19/2021	384	252							235
8/20/2021			204	1300	213				
8/23/2021						3660	3140	4300	
2/11/2022	392								
2/14/2022							3350		
2/15/2022						3340		3890	
2/16/2022		253	288	1180	235				235
7/27/2022	438	307	338	1370					231
7/28/2022					259				
8/1/2022							2780		
8/2/2022						3440		334	
10/21/2022								1610	

Time Series

Constituent: Total Dissolved Solids (mg/L) Analysis Run 11/18/2022 2:57 AM View: Constituents View

Plant Bowen Client: Southern Company Data: Bowen AP-1

	BGWC-30
6/7/2016	
6/8/2016	
6/9/2016	
8/11/2016	
8/12/2016	
8/15/2016	
8/18/2016	
10/7/2016	
10/10/2016	
12/6/2016	
12/7/2016	
12/8/2016	
1/23/2017	2060
2/7/2017	1860
2/16/2017	
2/17/2017	
2/20/2017	
3/27/2017	2440
4/17/2017	2180
4/19/2017	
4/20/2017	
5/22/2017	2470
5/30/2017	
6/1/2017	
6/5/2017	2780
7/11/2017	2580
7/14/2017	
7/17/2017	
7/18/2017	
7/19/2017	
8/23/2017	2400
10/10/2017	1990
10/11/2017	
10/12/2017	
6/13/2018	
6/14/2018	
6/15/2018	1190
10/17/2018	
10/18/2018	
10/19/2018	
10/22/2018	1070
4/2/2019	773
4/3/2019	
4/4/2019	
9/26/2019	
9/27/2019	629
9/30/2019	
2/25/2020	
2/26/2020	523
3/19/2020	
3/20/2020	
3/23/2020	613

Time Series

Constituent: Total Dissolved Solids (mg/L) Analysis Run 11/18/2022 2:57 AM View: Constituents View

Plant Bowen Client: Southern Company Data: Bowen AP-1

	BGWC-30
3/24/2020	
3/25/2020	
9/24/2020	
9/25/2020	482
9/28/2020	
3/24/2021	
3/25/2021	358
3/26/2021	
3/29/2021	
8/19/2021	682
8/20/2021	
8/23/2021	
2/11/2022	
2/14/2022	618
2/15/2022	
2/16/2022	
7/27/2022	
7/28/2022	
8/1/2022	582
8/2/2022	
10/21/2022	

Time Series

Constituent: Total Dissolved Solids (mg/L) Analysis Run 11/18/2022 2:57 AM View: Constituents View

Plant Bowen Client: Southern Company Data: Bowen AP-1

	BGWC-31	BGWC-32	BGWC-34D	BGWC-35D	BGWC-36D	BGWC-37D	BGWC-38D	BGWC-39	BGWC-40
10/17/2018					1200				
10/18/2018	501								
10/19/2018			450						
10/22/2018		1140		1810					
4/2/2019					976				
4/4/2019	350		419	1930					
4/5/2019		1160							
9/24/2019	419		442						
9/26/2019		1410		2240					
9/27/2019					1030				
11/15/2019		1540							
12/13/2019								2550	
12/16/2019									753
2/25/2020				1820		840			
2/26/2020					650				
2/27/2020							1230		
3/23/2020	395				714				
3/24/2020		995	451			628	1610	787	
3/25/2020				1240					783
5/4/2020									
9/2/2020							982		
9/25/2020		1690		880		594			
9/28/2020	405		466		938				
9/29/2020								2520	908
3/25/2021					902				
3/26/2021				2220		496			
3/29/2021	352						702		
3/30/2021		1030	346						582
3/31/2021								1060	
8/19/2021							808		
8/20/2021	419			2040		530			
8/23/2021					1140				
8/24/2021			504					2420	604
8/25/2021		1340							
2/14/2022					848		926		
2/15/2022									
2/16/2022	428	1320	474					1760	776
2/17/2022				2850		570			
7/28/2022	473		540	2930		692			810
7/29/2022		1260			846				
8/2/2022							1060	2700	

Time Series

Constituent: Total Dissolved Solids (mg/L) Analysis Run 11/18/2022 2:57 AM View: Constituents View

Plant Bowen Client: Southern Company Data: Bowen AP-1

	BGWC-41D
10/17/2018	
10/18/2018	
10/19/2018	
10/22/2018	
4/2/2019	
4/4/2019	
4/5/2019	
9/24/2019	
9/26/2019	
9/27/2019	
11/15/2019	
12/13/2019	
12/16/2019	
2/25/2020	
2/26/2020	
2/27/2020	
3/23/2020	
3/24/2020	
3/25/2020	
5/4/2020	904
9/2/2020	829
9/25/2020	
9/28/2020	
9/29/2020	
3/25/2021	
3/26/2021	
3/29/2021	
3/30/2021	
3/31/2021	1010
8/19/2021	
8/20/2021	
8/23/2021	
8/24/2021	1160
8/25/2021	
2/14/2022	
2/15/2022	1140
2/16/2022	
2/17/2022	
7/28/2022	
7/29/2022	1180
8/2/2022	

Time Series

Constituent: Total Dissolved Solids (mg/L) Analysis Run 11/18/2022 2:57 AM View: Constituents View

Plant Bowen Client: Southern Company Data: Bowen AP-1

	BGWC-42D	BGWC-43D	BGWC-44D	BGWC-49D	BGWC-50D	BGWC-51	BGWC-52	BGWC-7	BGWC-8
6/6/2016									
6/7/2016									200
6/8/2016								800	
8/10/2016									228
8/11/2016								852	
10/4/2016									186
10/5/2016									
10/6/2016								906	
12/2/2016									183
12/5/2016									
12/6/2016								976	
2/14/2017									367
2/15/2017								968	
4/14/2017									184
4/17/2017									
4/18/2017								944	
5/26/2017									179
6/2/2017								910	
7/10/2017									211
7/11/2017									
7/14/2017								887	
10/10/2017									178
10/11/2017								887	
6/12/2018									217
6/13/2018								873	
10/16/2018									247
10/17/2018									
10/18/2018								876	
4/1/2019									191
4/2/2019								728	
9/24/2019								733	193
3/18/2020									193
3/19/2020								733	
5/4/2020		1680	298						
5/11/2020	470								
5/20/2020	799	1960							
9/3/2020	611	1980	312						
9/23/2020									187
9/24/2020									
9/25/2020								726	
1/28/2021						2950	1460		
3/24/2021									198
3/29/2021		700							
3/30/2021						1980	1170	570	
3/31/2021			308						
4/1/2021	502								
4/19/2021				970	270				
8/18/2021			307		264				220
8/19/2021								666	
8/20/2021	628								
8/23/2021		2890				3370	1960		
8/24/2021				1530					

Time Series

Constituent: Total Dissolved Solids (mg/L) Analysis Run 11/18/2022 2:57 AM View: Constituents View

Plant Bowen Client: Southern Company Data: Bowen AP-1

	BGWC-42D	BGWC-43D	BGWC-44D	BGWC-49D	BGWC-50D	BGWC-51	BGWC-52	BGWC-7	BGWC-8
2/9/2022			347		377				
2/10/2022									259
2/11/2022								618	
2/14/2022						632	321		
2/15/2022		1620							
2/17/2022	658			1620					
7/26/2022			344		409				196
7/28/2022	628						236	732	
8/1/2022		1850		1330		502			

Time Series

Constituent: Total Dissolved Solids (mg/L) Analysis Run 11/18/2022 2:57 AM View: Constituents View

Plant Bowen Client: Southern Company Data: Bowen AP-1

	BGWC-9
6/6/2016	320
6/7/2016	
6/8/2016	
8/10/2016	
8/11/2016	361
10/4/2016	
10/5/2016	376
10/6/2016	
12/2/2016	
12/5/2016	426
12/6/2016	
2/14/2017	
2/15/2017	452
4/14/2017	
4/17/2017	388
4/18/2017	
5/26/2017	423
6/2/2017	
7/10/2017	
7/11/2017	387
7/14/2017	
10/10/2017	376
10/11/2017	
6/12/2018	348
6/13/2018	
10/16/2018	
10/17/2018	377
10/18/2018	
4/1/2019	326
4/2/2019	
9/24/2019	325
3/18/2020	
3/19/2020	306
5/4/2020	
5/11/2020	
5/20/2020	
9/3/2020	
9/23/2020	
9/24/2020	322
9/25/2020	
1/28/2021	
3/24/2021	294
3/29/2021	
3/30/2021	
3/31/2021	
4/1/2021	
4/19/2021	
8/18/2021	307
8/19/2021	
8/20/2021	
8/23/2021	
8/24/2021	

Time Series

Constituent: Total Dissolved Solids (mg/L) Analysis Run 11/18/2022 2:57 AM View: Constituents View

Plant Bowen Client: Southern Company Data: Bowen AP-1

	BGWC-9
2/9/2022	
2/10/2022	304
2/11/2022	
2/14/2022	
2/15/2022	
2/17/2022	
7/26/2022	349
7/28/2022	
8/1/2022	

FIGURE B.

Sanitas™ v.9.6.35 . UG

Box & Whiskers Plot

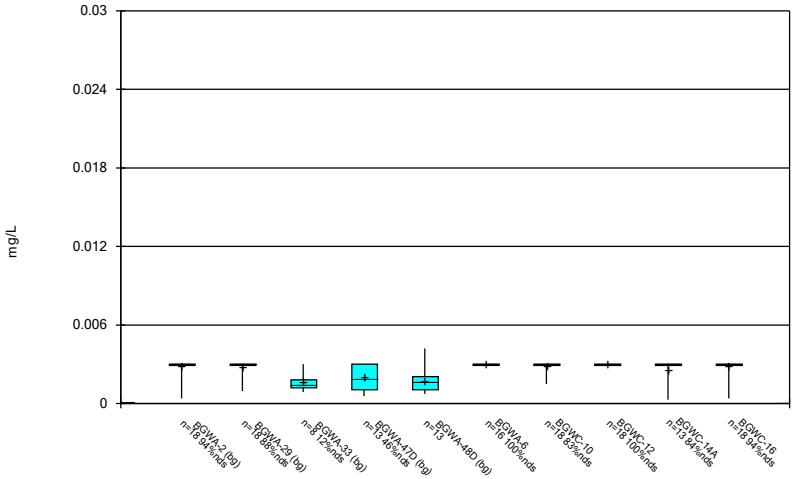

Constituent: Antimony Analysis Run 11/18/2022 2:58 AM View: Constituents View
Plant Bowen Client: Southern Company Data: Bowen AP-1

Sanitas™ v.9.6.35 . UG

Box & Whiskers Plot

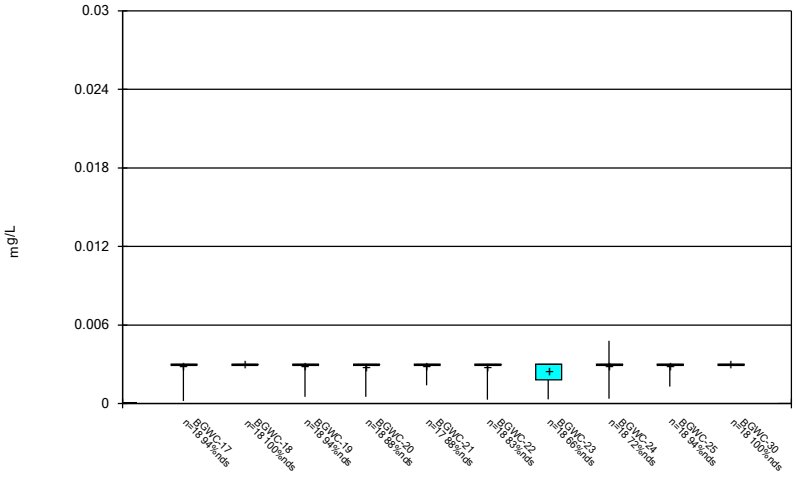

Constituent: Antimony Analysis Run 11/18/2022 2:58 AM View: Constituents View
Plant Bowen Client: Southern Company Data: Bowen AP-1

Sanitas™ v.9.6.35 . UG

Box & Whiskers Plot

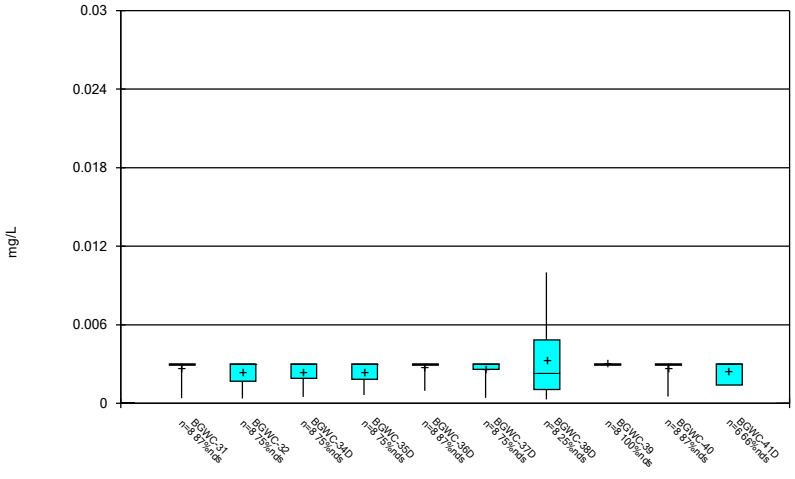

Constituent: Antimony Analysis Run 11/18/2022 2:58 AM View: Constituents View
Plant Bowen Client: Southern Company Data: Bowen AP-1

Sanitas™ v.9.6.35 . UG

Box & Whiskers Plot

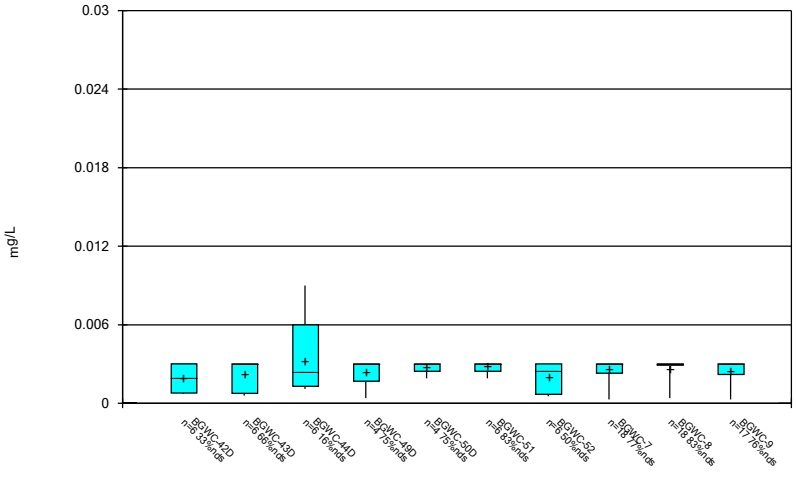

Constituent: Antimony Analysis Run 11/18/2022 2:58 AM View: Constituents View
Plant Bowen Client: Southern Company Data: Bowen AP-1

Sanitas™ v.9.6.35 . UG

Box & Whiskers Plot

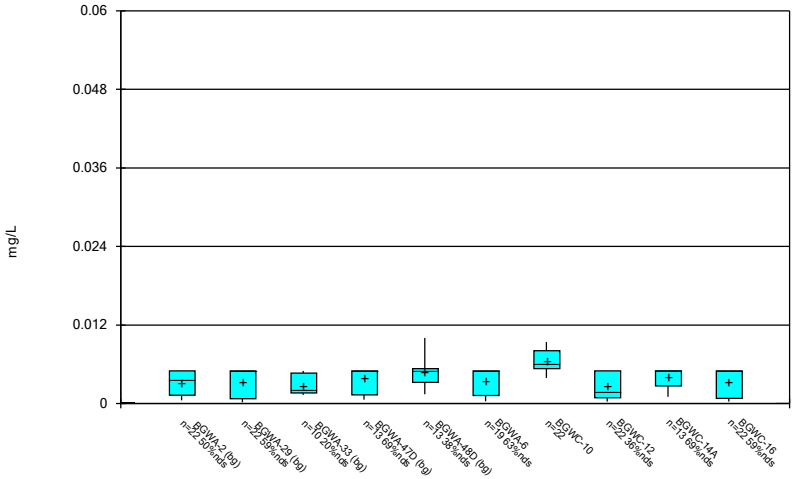

Constituent: Arsenic Analysis Run 11/18/2022 2:58 AM View: Constituents View
Plant Bowen Client: Southern Company Data: Bowen AP-1

Sanitas™ v.9.6.35 . UG

Box & Whiskers Plot

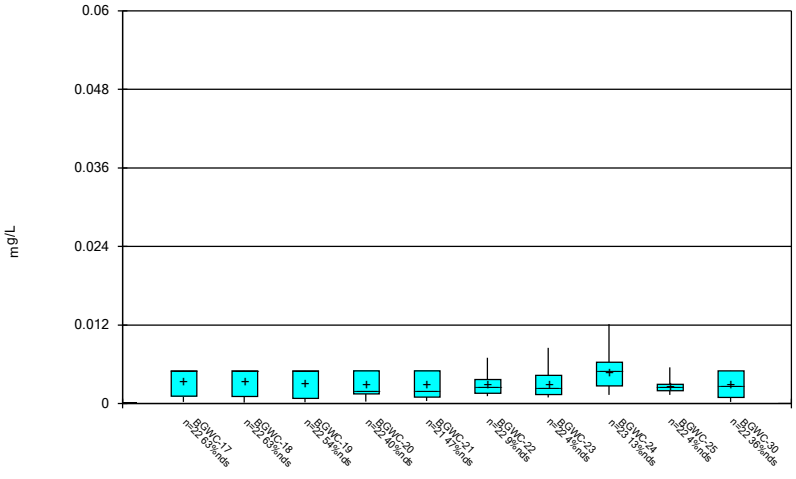

Constituent: Arsenic Analysis Run 11/18/2022 2:58 AM View: Constituents View
Plant Bowen Client: Southern Company Data: Bowen AP-1

Sanitas™ v.9.6.35 . UG

Box & Whiskers Plot

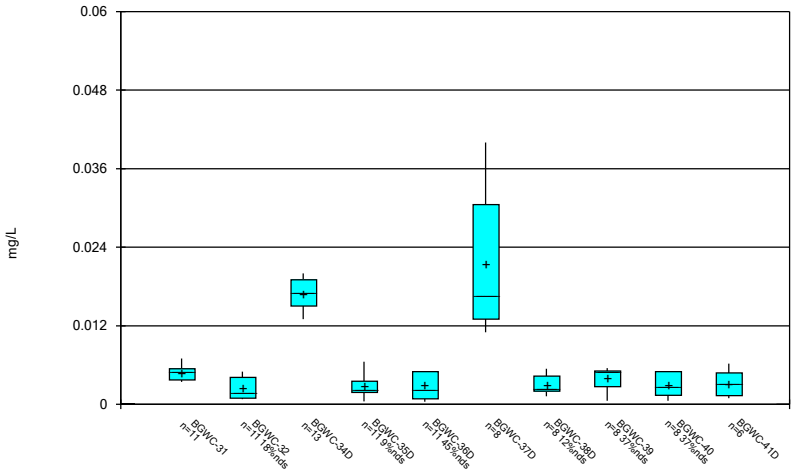

Constituent: Arsenic Analysis Run 11/18/2022 2:58 AM View: Constituents View
Plant Bowen Client: Southern Company Data: Bowen AP-1

Sanitas™ v.9.6.35 . UG

Box & Whiskers Plot

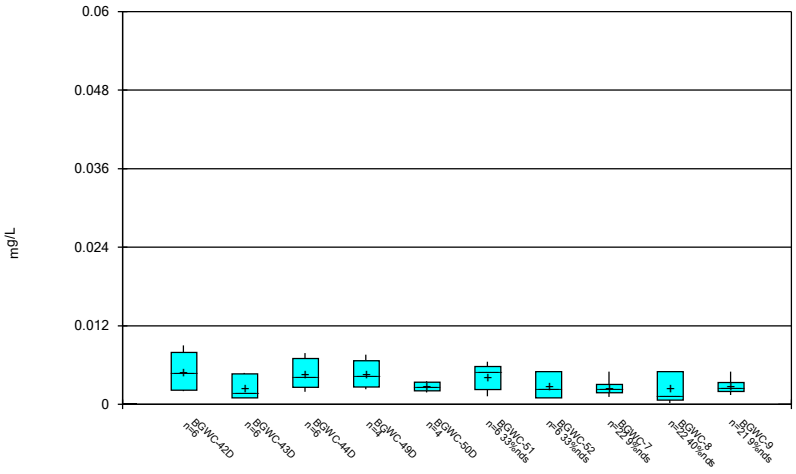

Constituent: Arsenic Analysis Run 11/18/2022 2:58 AM View: Constituents View
Plant Bowen Client: Southern Company Data: Bowen AP-1

Sanitas™ v.9.6.35 . UG

Box & Whiskers Plot

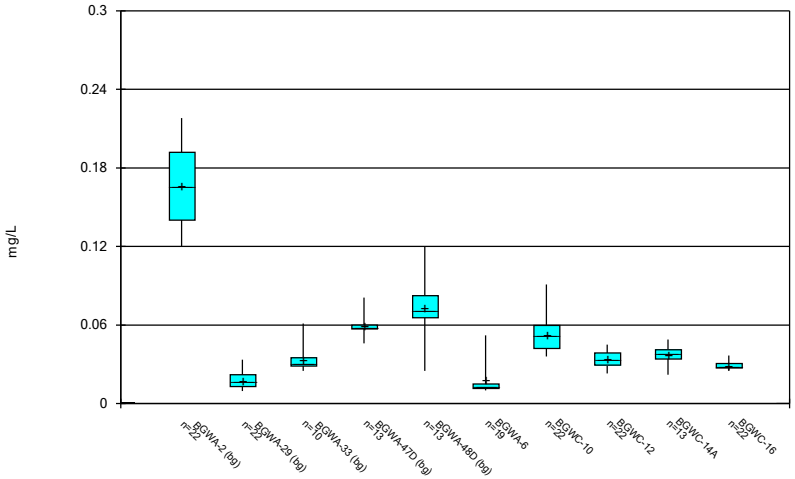

Constituent: Barium Analysis Run 11/18/2022 2:58 AM View: Constituents View
Plant Bowen Client: Southern Company Data: Bowen AP-1

Sanitas™ v.9.6.35 . UG

Box & Whiskers Plot

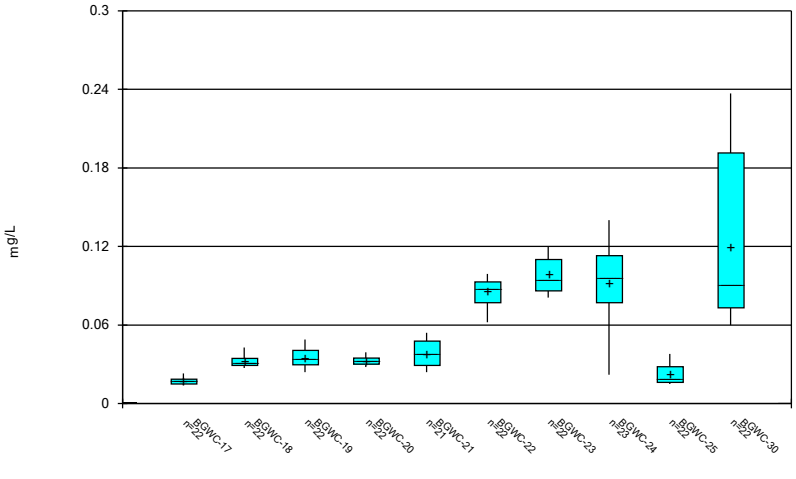

Constituent: Barium Analysis Run 11/18/2022 2:58 AM View: Constituents View
Plant Bowen Client: Southern Company Data: Bowen AP-1

Sanitas™ v.9.6.35 . UG

Box & Whiskers Plot

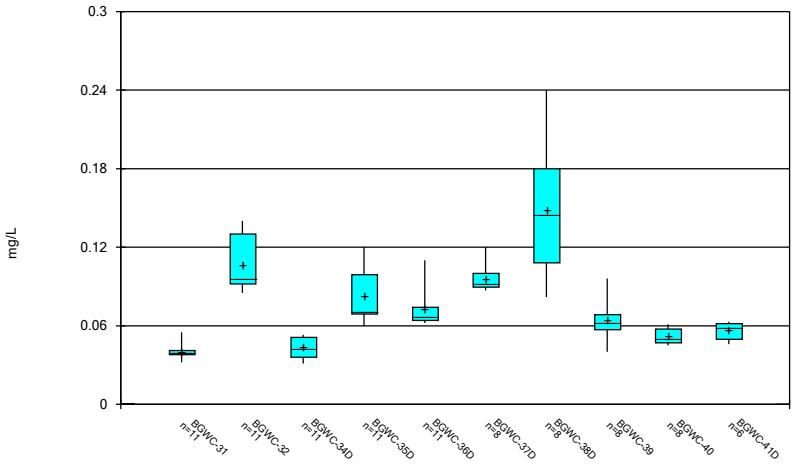

Constituent: Barium Analysis Run 11/18/2022 2:58 AM View: Constituents View
Plant Bowen Client: Southern Company Data: Bowen AP-1

Sanitas™ v.9.6.35 . UG

Box & Whiskers Plot

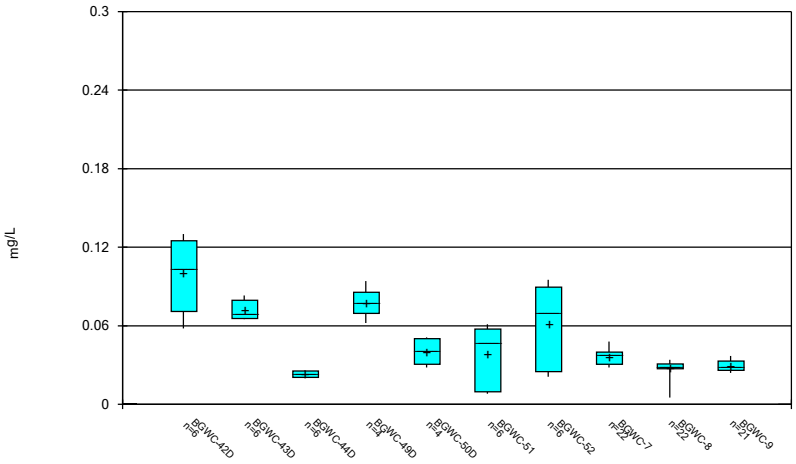

Constituent: Barium Analysis Run 11/18/2022 2:58 AM View: Constituents View
Plant Bowen Client: Southern Company Data: Bowen AP-1

Sanitas™ v.9.6.35 . UG

Box & Whiskers Plot

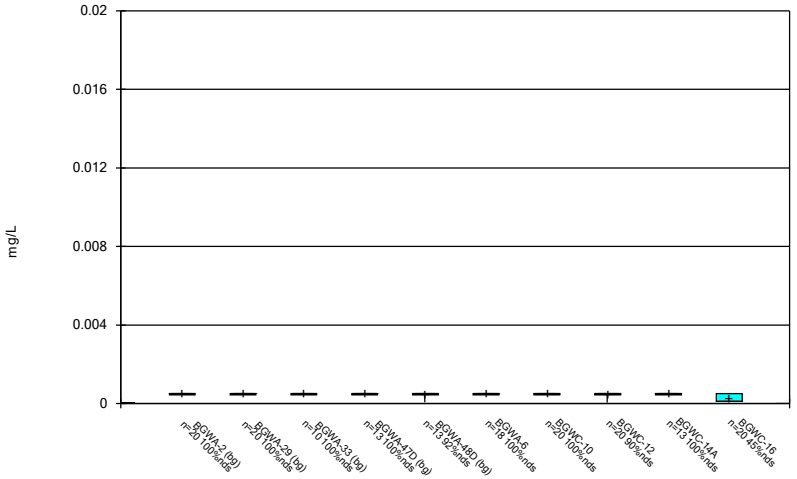

Constituent: Beryllium Analysis Run 11/18/2022 2:58 AM View: Constituents View
Plant Bowen Client: Southern Company Data: Bowen AP-1

Sanitas™ v.9.6.35 . UG

Box & Whiskers Plot

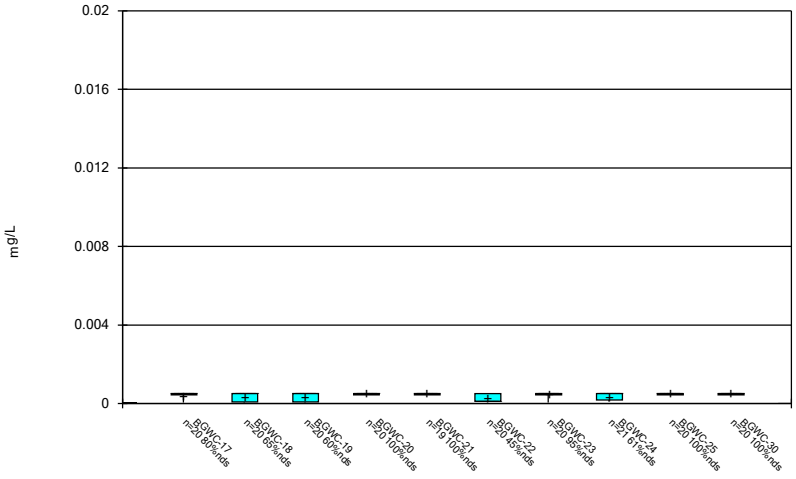

Constituent: Beryllium Analysis Run 11/18/2022 2:58 AM View: Constituents View
Plant Bowen Client: Southern Company Data: Bowen AP-1

Sanitas™ v.9.6.35 . UG

Box & Whiskers Plot

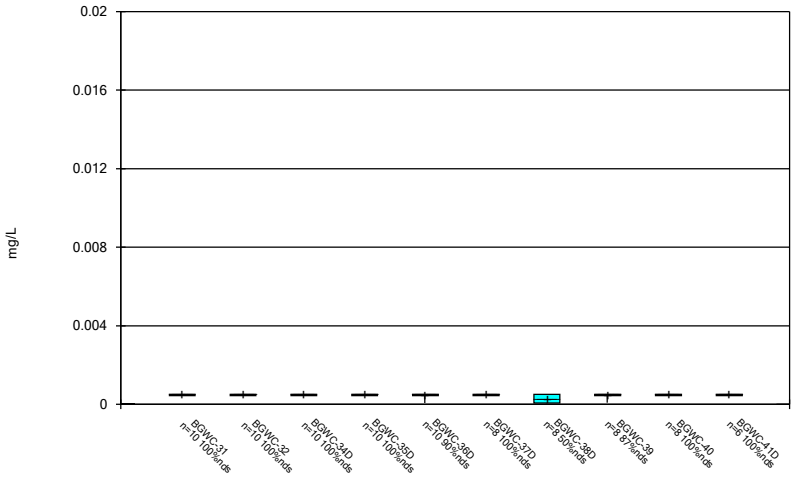

Constituent: Beryllium Analysis Run 11/18/2022 2:58 AM View: Constituents View
Plant Bowen Client: Southern Company Data: Bowen AP-1

Sanitas™ v.9.6.35 . UG

Box & Whiskers Plot

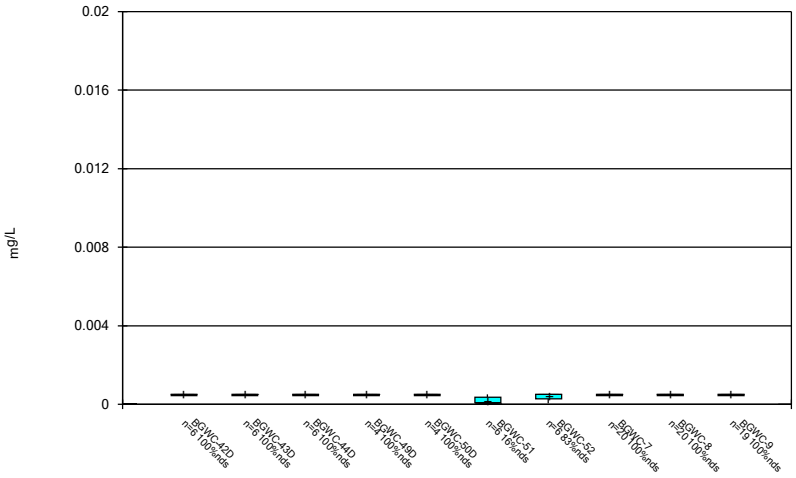

Constituent: Beryllium Analysis Run 11/18/2022 2:58 AM View: Constituents View
Plant Bowen Client: Southern Company Data: Bowen AP-1

Sanitas™ v.9.6.35 . UG

Box & Whiskers Plot

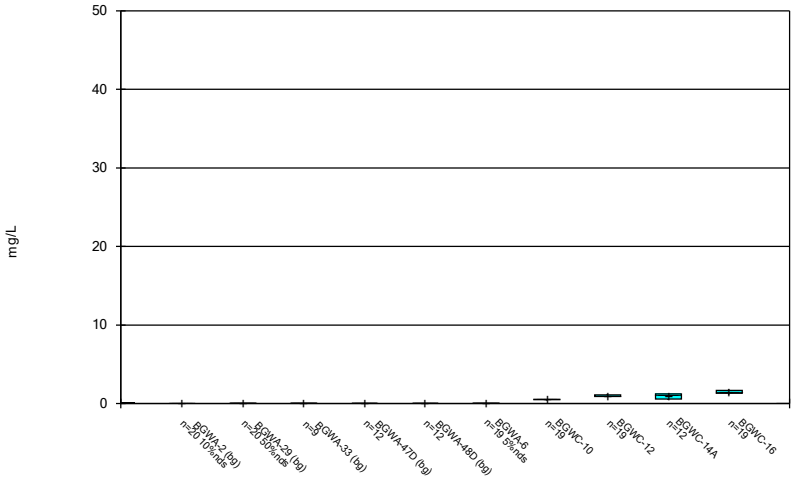

Constituent: Boron Analysis Run 11/18/2022 2:58 AM View: Constituents View
Plant Bowen Client: Southern Company Data: Bowen AP-1

Sanitas™ v.9.6.35 . UG

Box & Whiskers Plot

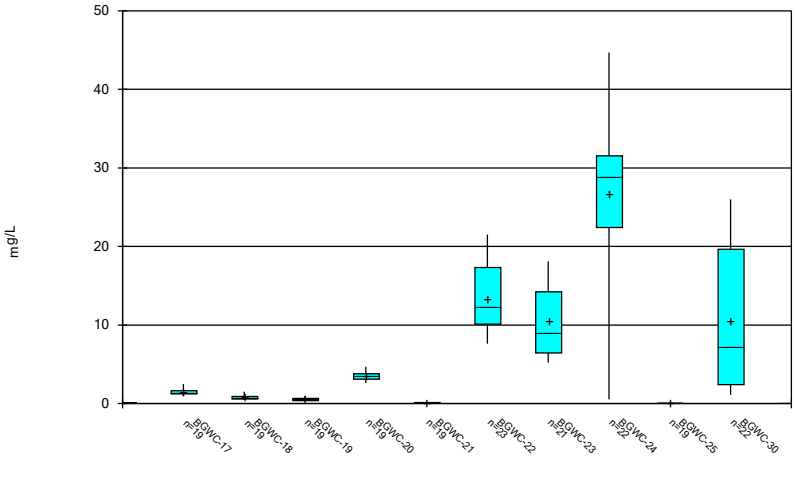

Constituent: Boron Analysis Run 11/18/2022 2:58 AM View: Constituents View
Plant Bowen Client: Southern Company Data: Bowen AP-1

Sanitas™ v.9.6.35 . UG

Box & Whiskers Plot

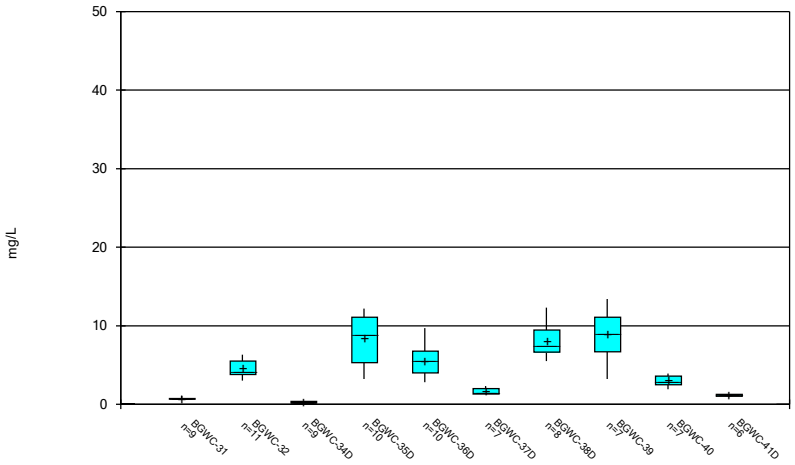

Constituent: Boron Analysis Run 11/18/2022 2:58 AM View: Constituents View
Plant Bowen Client: Southern Company Data: Bowen AP-1

Sanitas™ v.9.6.35 . UG

Box & Whiskers Plot

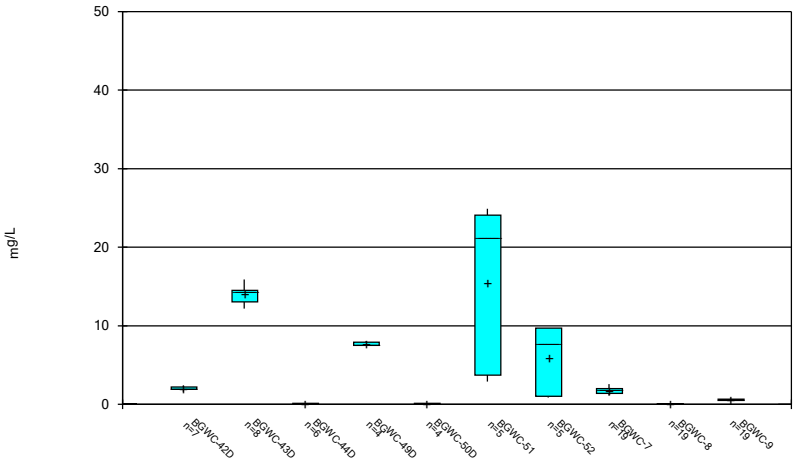

Constituent: Boron Analysis Run 11/18/2022 2:58 AM View: Constituents View
Plant Bowen Client: Southern Company Data: Bowen AP-1

Sanitas™ v.9.6.35 . UG

Box & Whiskers Plot

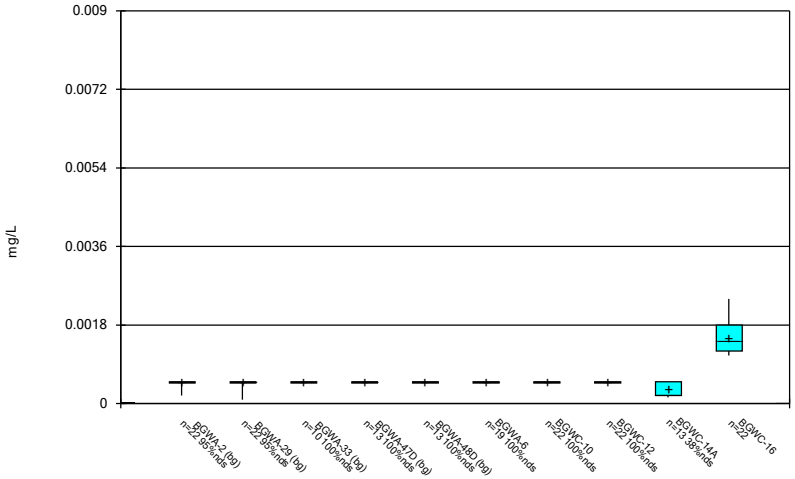

Constituent: Cadmium Analysis Run 11/18/2022 2:58 AM View: Constituents View
Plant Bowen Client: Southern Company Data: Bowen AP-1

Sanitas™ v.9.6.35 . UG

Box & Whiskers Plot

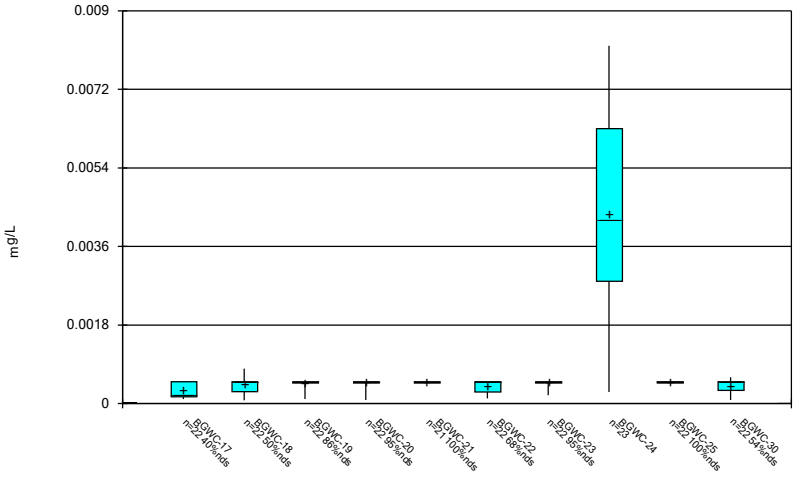

Constituent: Cadmium Analysis Run 11/18/2022 2:58 AM View: Constituents View
Plant Bowen Client: Southern Company Data: Bowen AP-1

Sanitas™ v.9.6.35 . UG

Box & Whiskers Plot

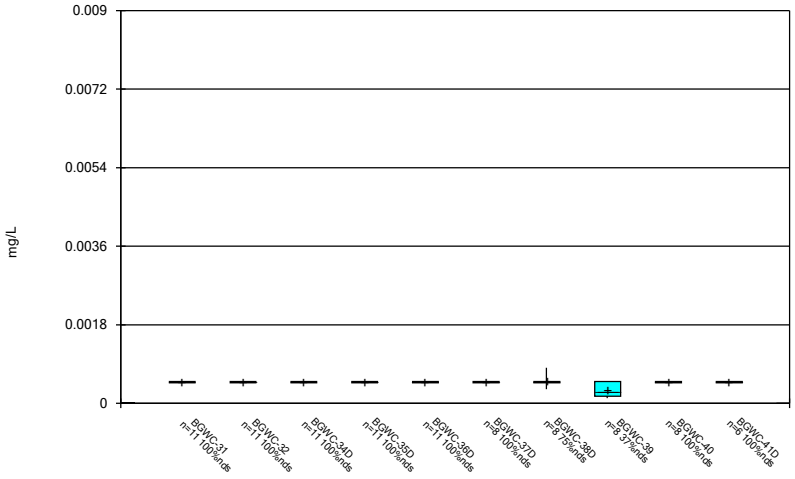

Constituent: Cadmium Analysis Run 11/18/2022 2:58 AM View: Constituents View
Plant Bowen Client: Southern Company Data: Bowen AP-1

Sanitas™ v.9.6.35 . UG

Box & Whiskers Plot

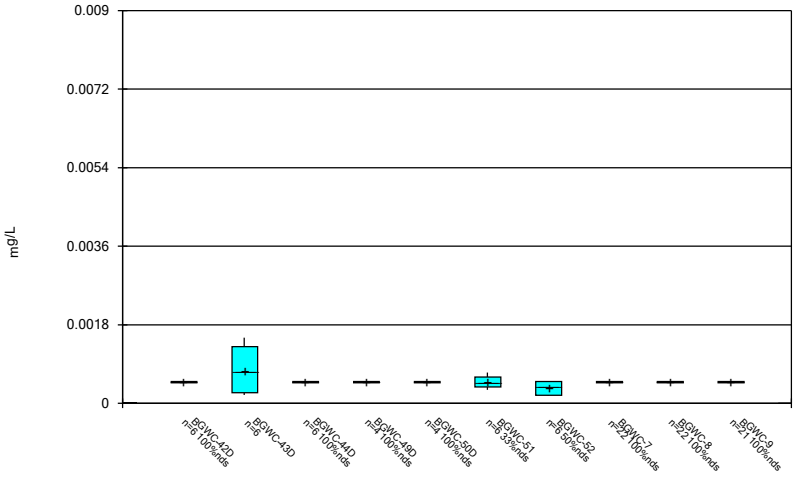

Constituent: Cadmium Analysis Run 11/18/2022 2:58 AM View: Constituents View
Plant Bowen Client: Southern Company Data: Bowen AP-1

Sanitas™ v.9.6.35 . UG

Box & Whiskers Plot

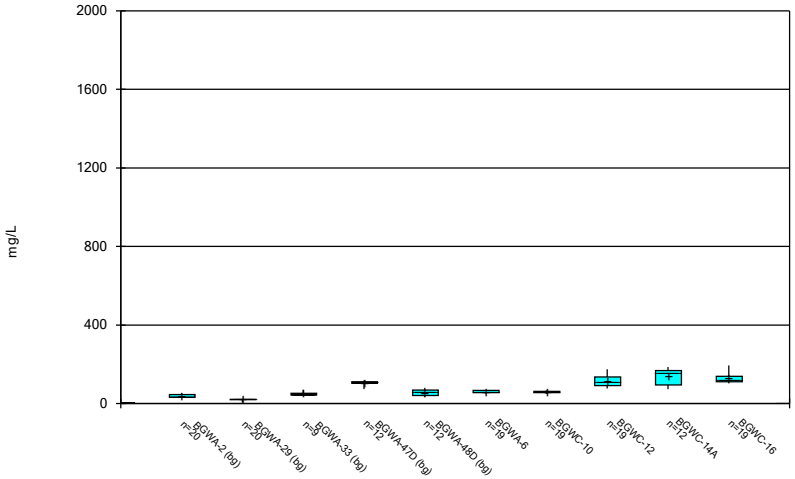

Constituent: Calcium Analysis Run 11/18/2022 2:58 AM View: Constituents View
Plant Bowen Client: Southern Company Data: Bowen AP-1

Sanitas™ v.9.6.35 . UG

Box & Whiskers Plot

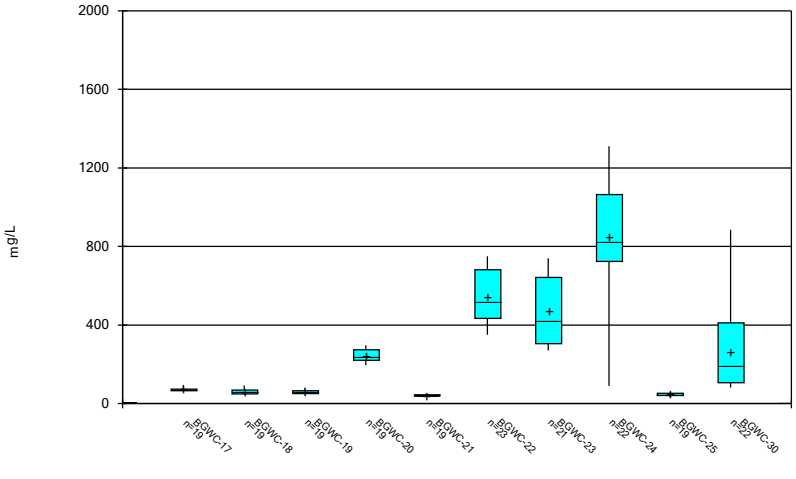

Constituent: Calcium Analysis Run 11/18/2022 2:58 AM View: Constituents View
Plant Bowen Client: Southern Company Data: Bowen AP-1

Sanitas™ v.9.6.35 . UG

Box & Whiskers Plot

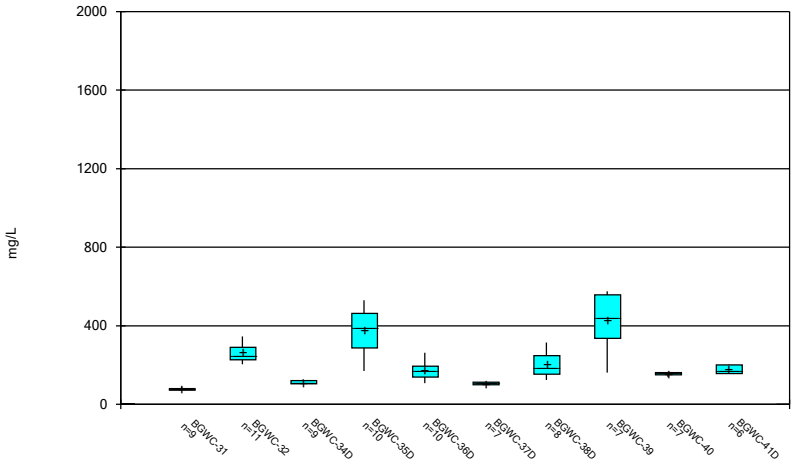

Constituent: Calcium Analysis Run 11/18/2022 2:58 AM View: Constituents View
Plant Bowen Client: Southern Company Data: Bowen AP-1

Sanitas™ v.9.6.35 . UG

Box & Whiskers Plot

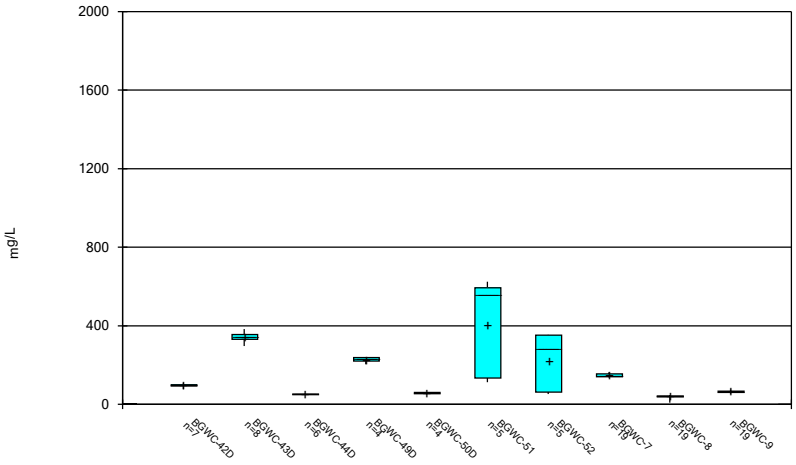

Constituent: Calcium Analysis Run 11/18/2022 2:58 AM View: Constituents View
Plant Bowen Client: Southern Company Data: Bowen AP-1

Box & Whiskers Plot

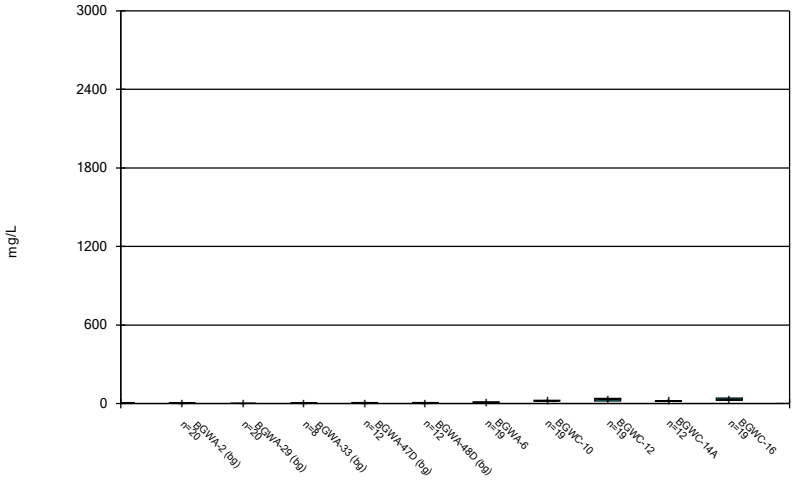

Constituent: Chloride Analysis Run 11/18/2022 2:58 AM View: Constituents View
Plant Bowen Client: Southern Company Data: Bowen AP-1

Sanitas™ v.9.6.35 . UG

Box & Whiskers Plot

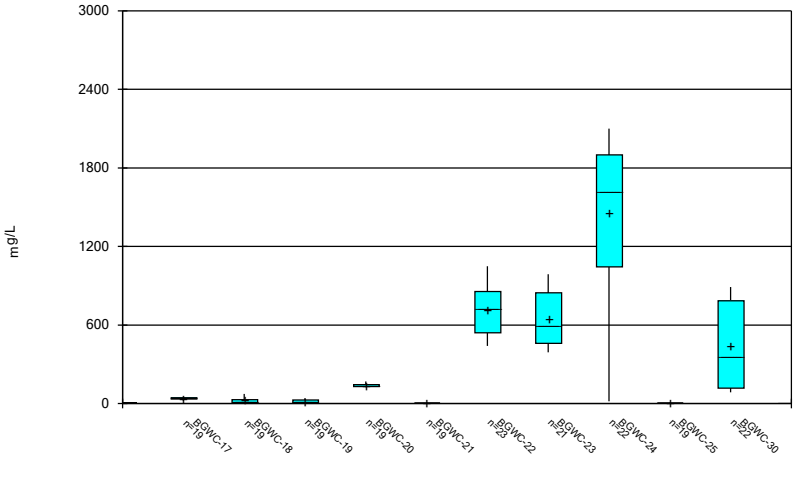

Constituent: Chloride Analysis Run 11/18/2022 2:58 AM View: Constituents View
Plant Bowen Client: Southern Company Data: Bowen AP-1

Sanitas™ v.9.6.35 . UG

Box & Whiskers Plot

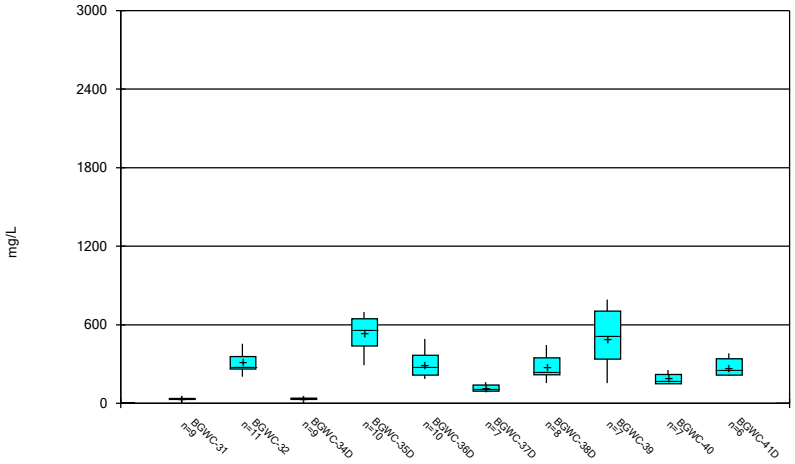

Constituent: Chloride Analysis Run 11/18/2022 2:58 AM View: Constituents View
Plant Bowen Client: Southern Company Data: Bowen AP-1

Sanitas™ v.9.6.35 . UG

Box & Whiskers Plot

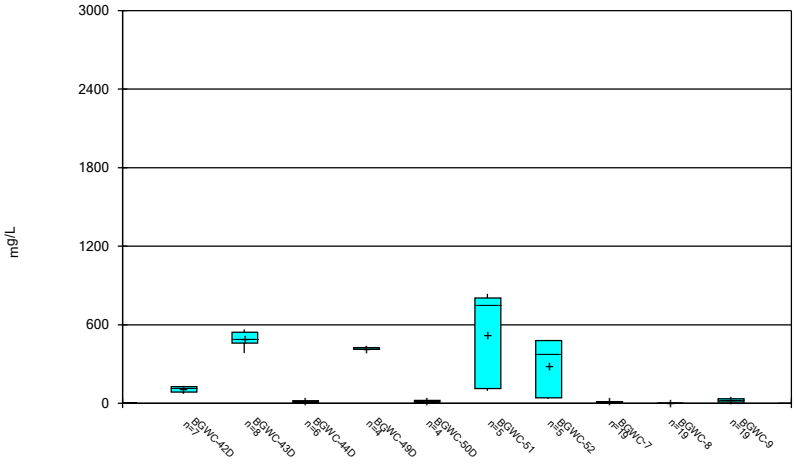

Constituent: Chloride Analysis Run 11/18/2022 2:58 AM View: Constituents View
Plant Bowen Client: Southern Company Data: Bowen AP-1

Sanitas™ v.9.6.35 . UG

Box & Whiskers Plot

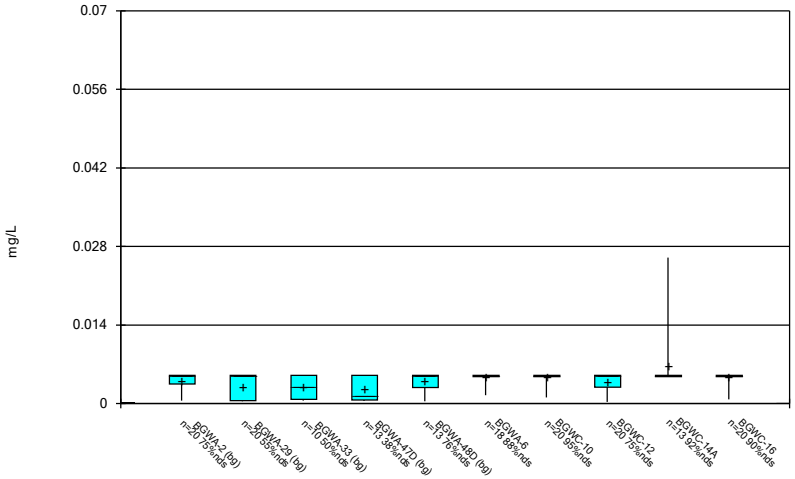

Constituent: Chromium Analysis Run 11/18/2022 2:58 AM View: Constituents View
Plant Bowen Client: Southern Company Data: Bowen AP-1

Sanitas™ v.9.6.35 . UG

Box & Whiskers Plot

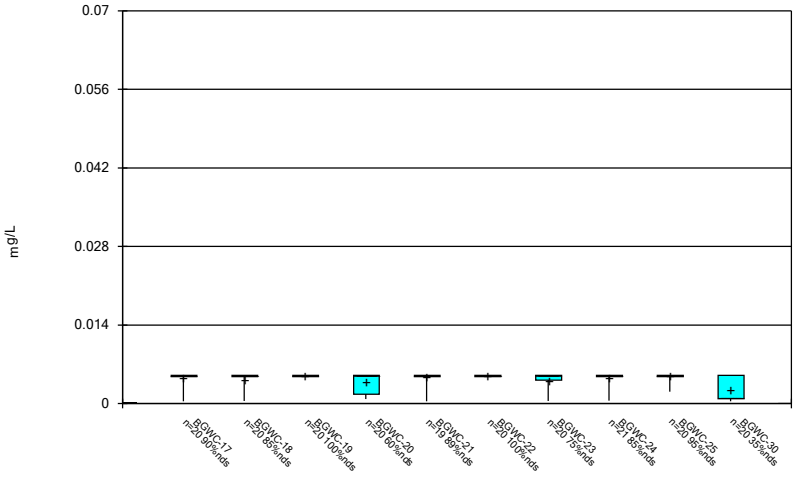

Constituent: Chromium Analysis Run 11/18/2022 2:58 AM View: Constituents View
Plant Bowen Client: Southern Company Data: Bowen AP-1

Sanitas™ v.9.6.35 . UG

Box & Whiskers Plot

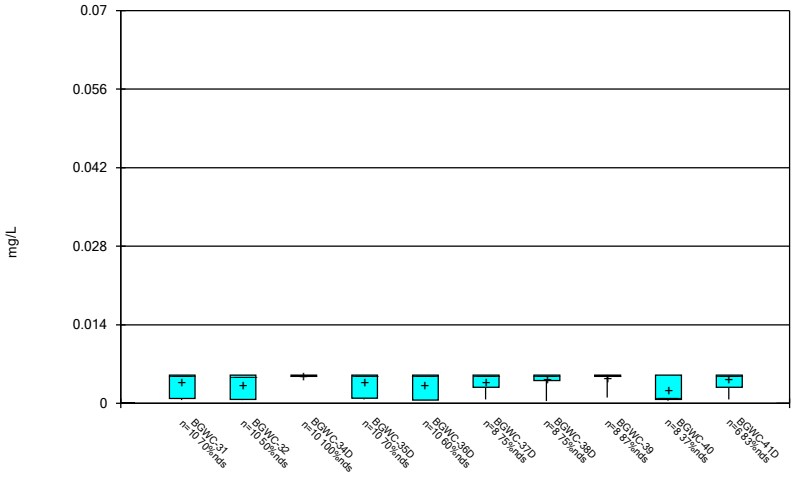

Constituent: Chromium Analysis Run 11/18/2022 2:58 AM View: Constituents View
Plant Bowen Client: Southern Company Data: Bowen AP-1

Sanitas™ v.9.6.35 . UG

Box & Whiskers Plot

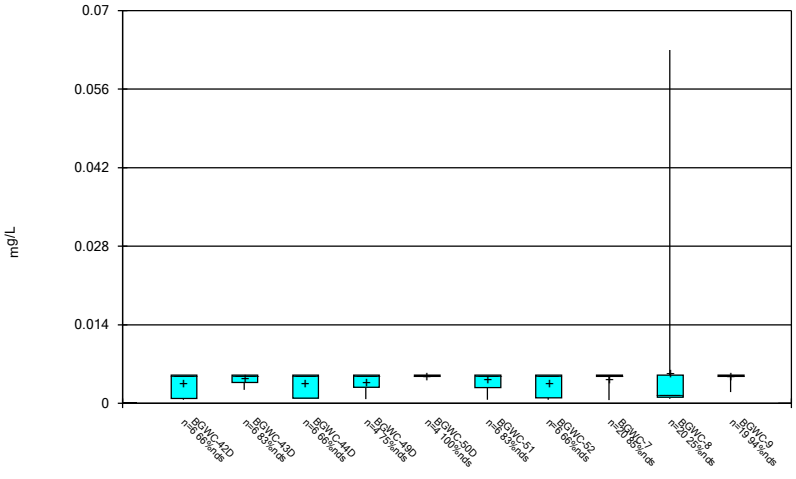

Constituent: Chromium Analysis Run 11/18/2022 2:58 AM View: Constituents View
Plant Bowen Client: Southern Company Data: Bowen AP-1

Sanitas™ v.9.6.35 . UG

Box & Whiskers Plot

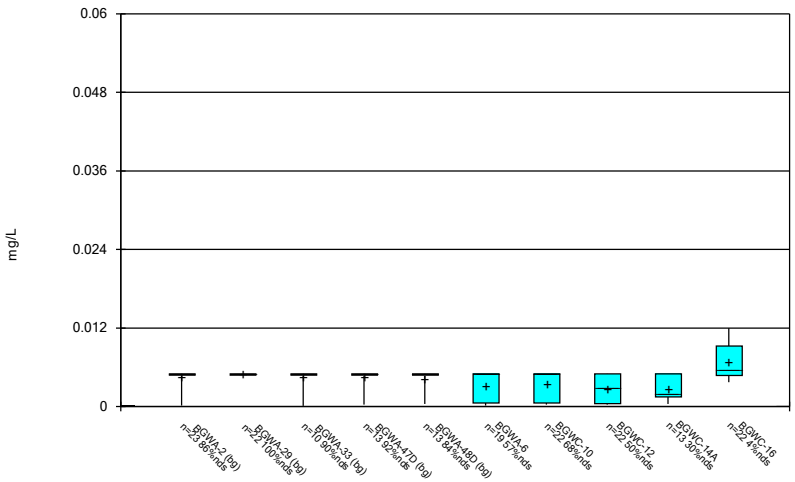

Constituent: Cobalt Analysis Run 11/18/2022 2:58 AM View: Constituents View
Plant Bowen Client: Southern Company Data: Bowen AP-1

Sanitas™ v.9.6.35 . UG

Box & Whiskers Plot

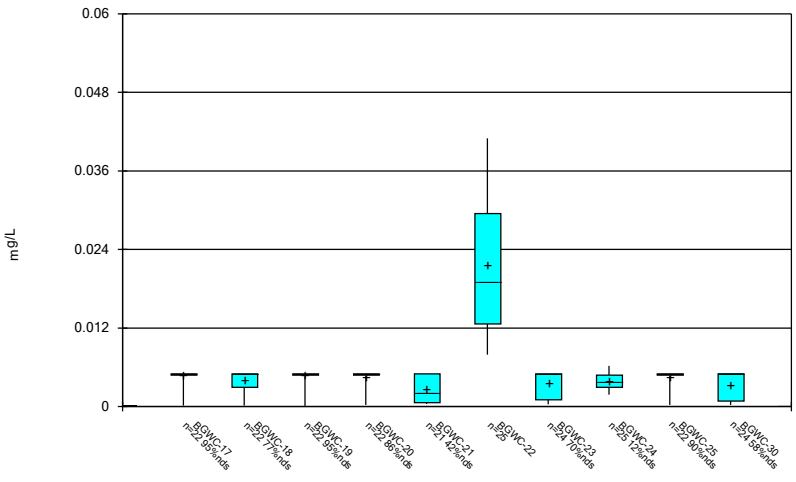

Constituent: Cobalt Analysis Run 11/18/2022 2:58 AM View: Constituents View
Plant Bowen Client: Southern Company Data: Bowen AP-1

Sanitas™ v.9.6.35 . UG

Box & Whiskers Plot

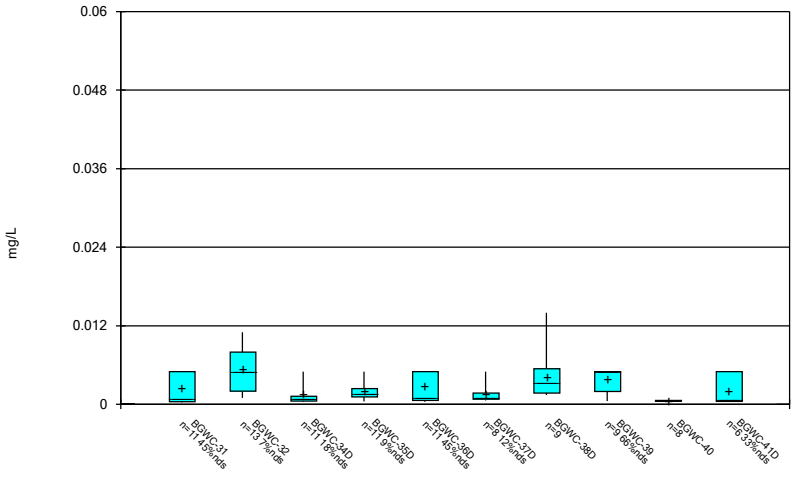

Constituent: Cobalt Analysis Run 11/18/2022 2:58 AM View: Constituents View
Plant Bowen Client: Southern Company Data: Bowen AP-1

Sanitas™ v.9.6.35 . UG

Box & Whiskers Plot

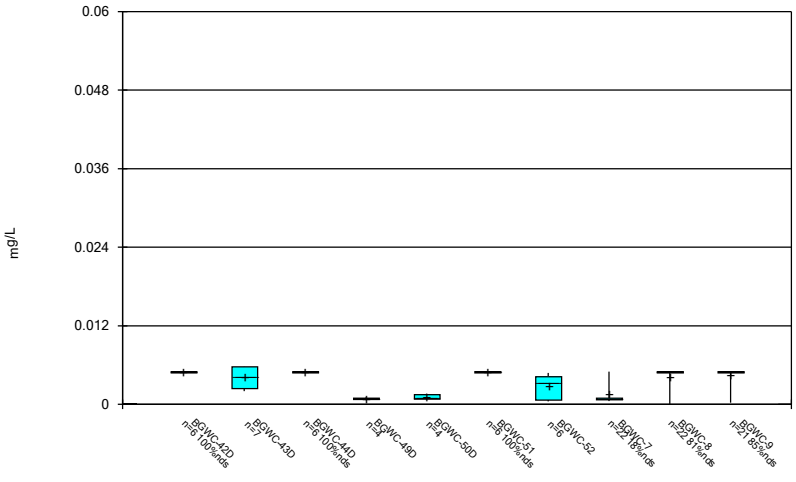

Constituent: Cobalt Analysis Run 11/18/2022 2:58 AM View: Constituents View
Plant Bowen Client: Southern Company Data: Bowen AP-1

Sanitas™ v.9.6.35 . UG

Box & Whiskers Plot

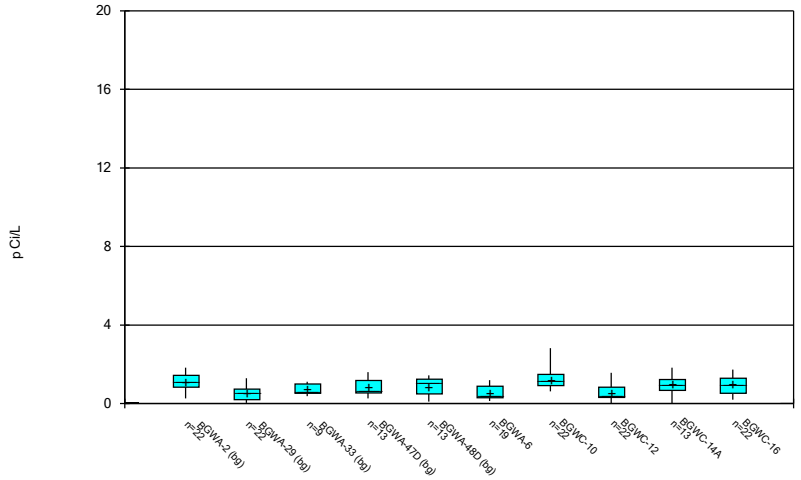

Constituent: Combined Radium 226 + 228 Analysis Run 11/18/2022 2:58 AM View: Constituents View
Plant Bowen Client: Southern Company Data: Bowen AP-1

Sanitas™ v.9.6.35 . UG

Box & Whiskers Plot

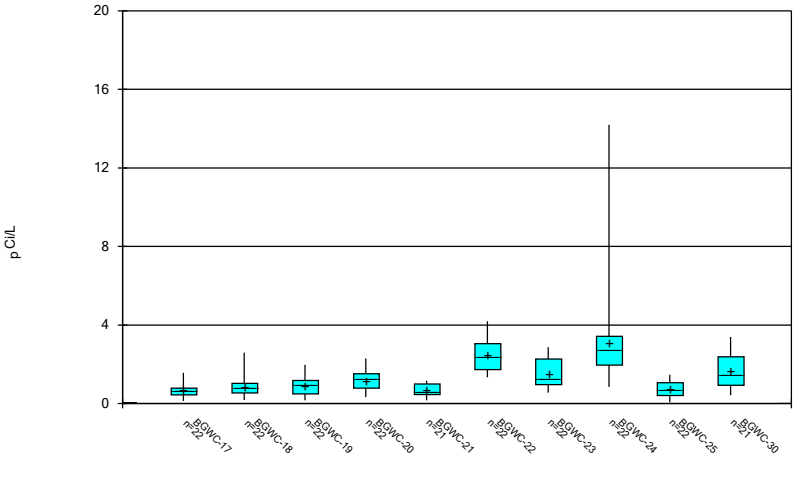

Constituent: Combined Radium 226 + 228 Analysis Run 11/18/2022 2:58 AM View: Constituents View
Plant Bowen Client: Southern Company Data: Bowen AP-1

Sanitas™ v.9.6.35 . UG

Box & Whiskers Plot

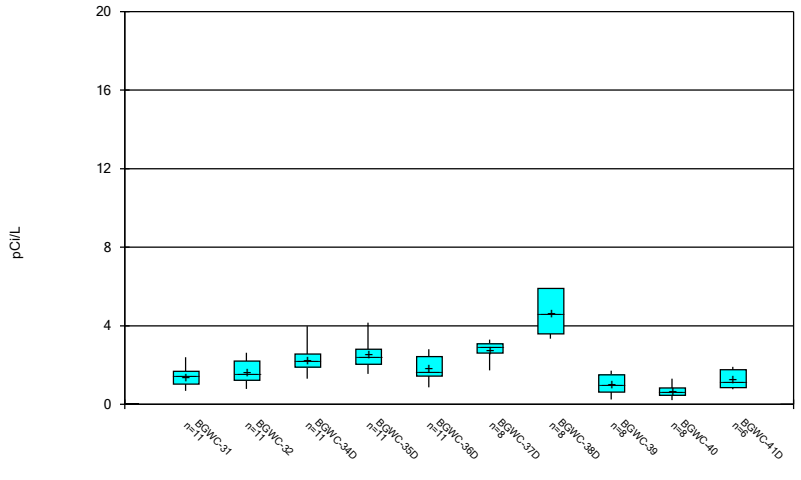

Constituent: Combined Radium 226 + 228 Analysis Run 11/18/2022 2:58 AM View: Constituents View
Plant Bowen Client: Southern Company Data: Bowen AP-1

Sanitas™ v.9.6.35 . UG

Box & Whiskers Plot

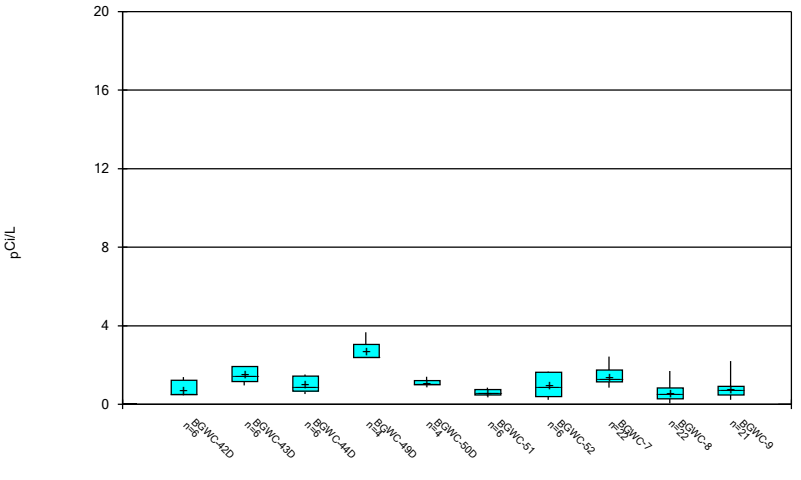

Constituent: Combined Radium 226 + 228 Analysis Run 11/18/2022 2:58 AM View: Constituents View
Plant Bowen Client: Southern Company Data: Bowen AP-1

Box & Whiskers Plot

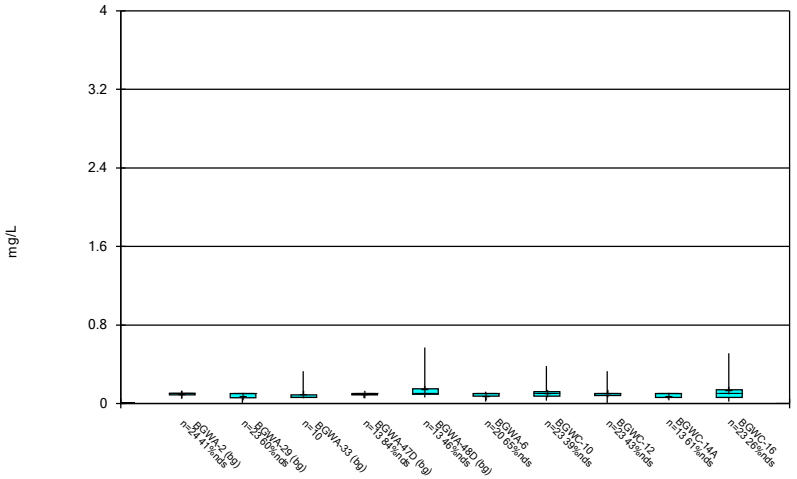

Constituent: Fluoride Analysis Run 11/18/2022 2:58 AM View: Constituents View
Plant Bowen Client: Southern Company Data: Bowen AP-1

Sanitas™ v.9.6.35 . UG

Box & Whiskers Plot

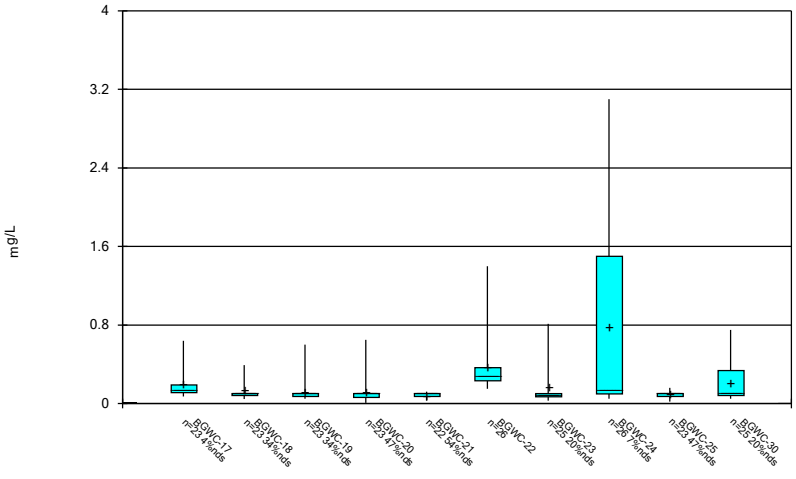

Constituent: Fluoride Analysis Run 11/18/2022 2:58 AM View: Constituents View
Plant Bowen Client: Southern Company Data: Bowen AP-1

Sanitas™ v.9.6.35 . UG

Box & Whiskers Plot

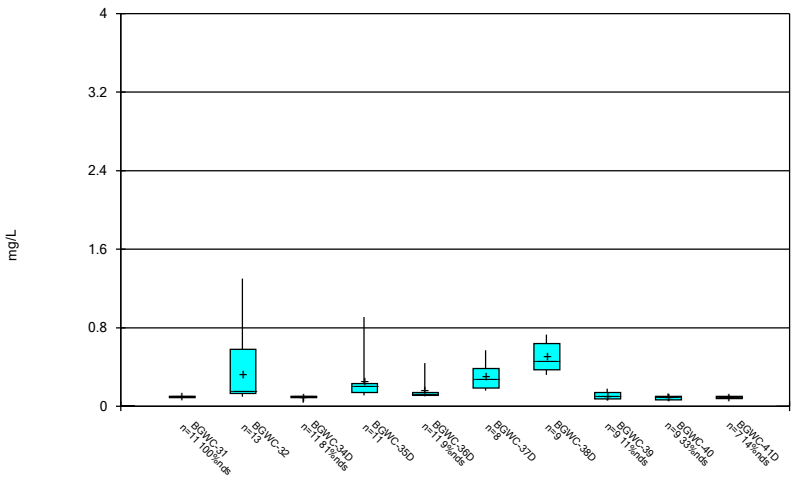

Constituent: Fluoride Analysis Run 11/18/2022 2:58 AM View: Constituents View
Plant Bowen Client: Southern Company Data: Bowen AP-1

Sanitas™ v.9.6.35 . UG

Box & Whiskers Plot

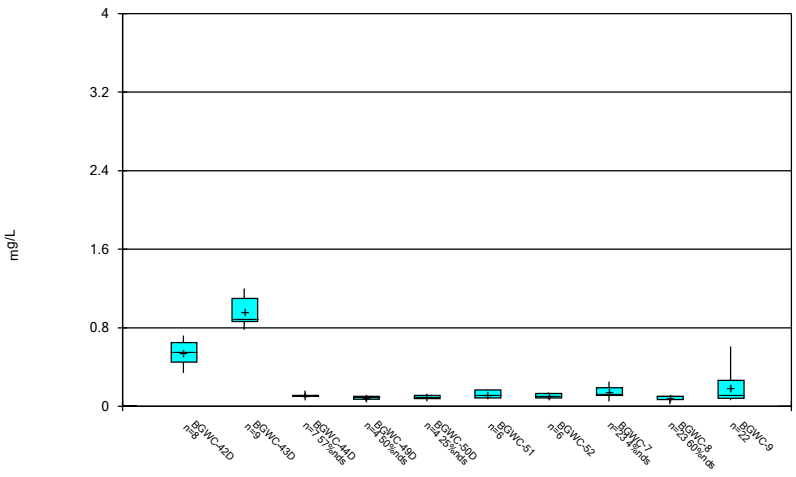

Constituent: Fluoride Analysis Run 11/18/2022 2:58 AM View: Constituents View
Plant Bowen Client: Southern Company Data: Bowen AP-1

Sanitas™ v.9.6.35 . UG

Box & Whiskers Plot

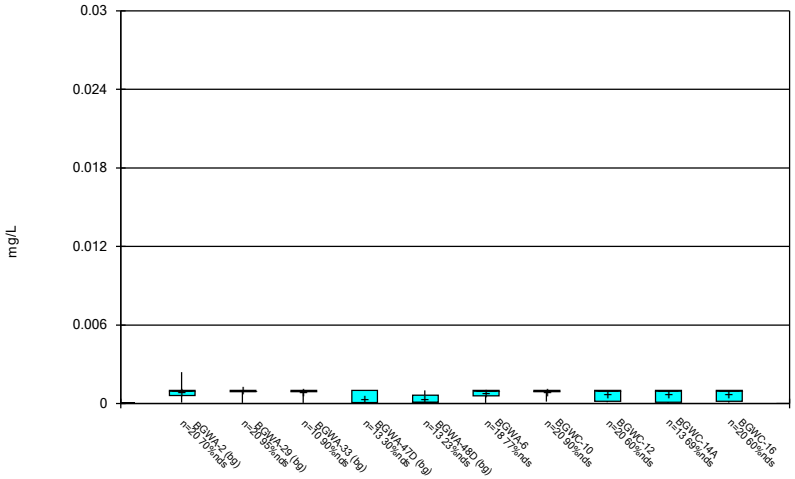

Constituent: Lead Analysis Run 11/18/2022 2:58 AM View: Constituents View
Plant Bowen Client: Southern Company Data: Bowen AP-1

Sanitas™ v.9.6.35 . UG

Box & Whiskers Plot

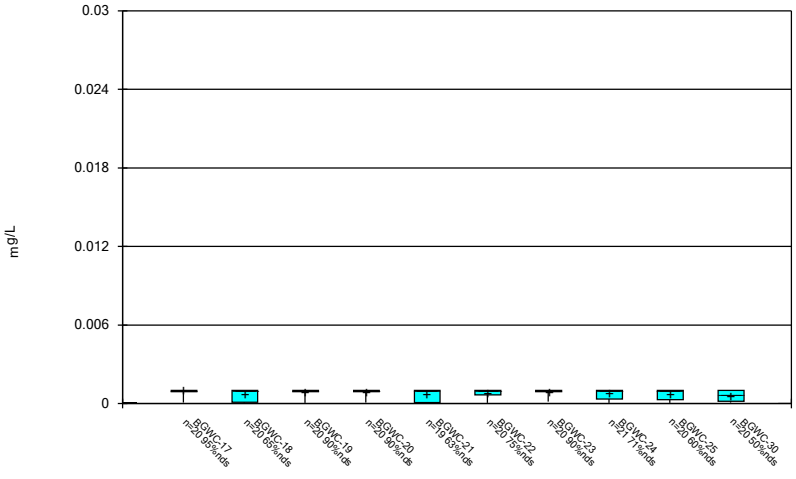

Constituent: Lead Analysis Run 11/18/2022 2:58 AM View: Constituents View
Plant Bowen Client: Southern Company Data: Bowen AP-1

Sanitas™ v.9.6.35 . UG

Box & Whiskers Plot

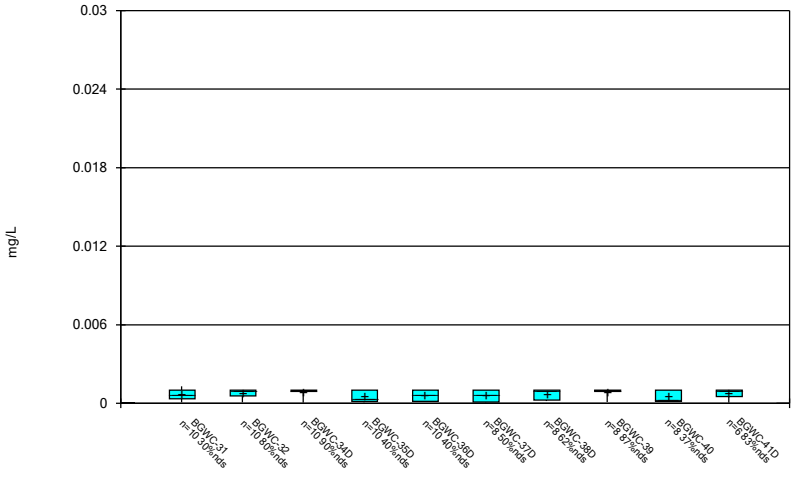

Constituent: Lead Analysis Run 11/18/2022 2:58 AM View: Constituents View
Plant Bowen Client: Southern Company Data: Bowen AP-1

Sanitas™ v.9.6.35 . UG

Box & Whiskers Plot

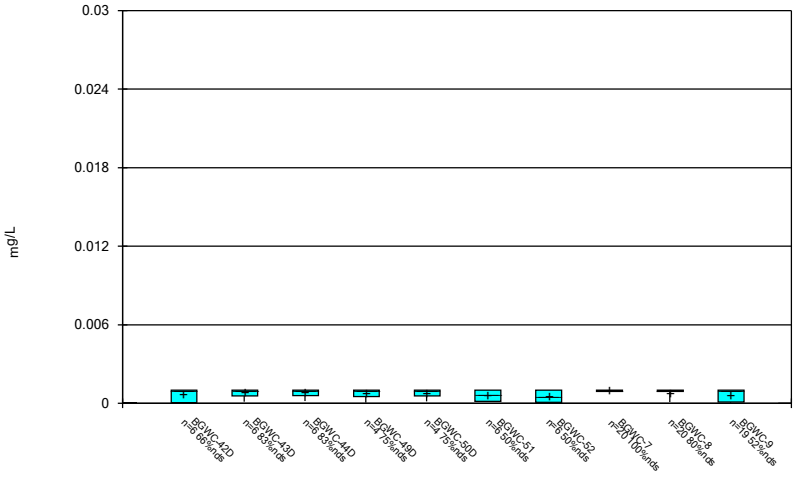

Constituent: Lead Analysis Run 11/18/2022 2:58 AM View: Constituents View
Plant Bowen Client: Southern Company Data: Bowen AP-1

Sanitas™ v.9.6.35 . UG

Box & Whiskers Plot

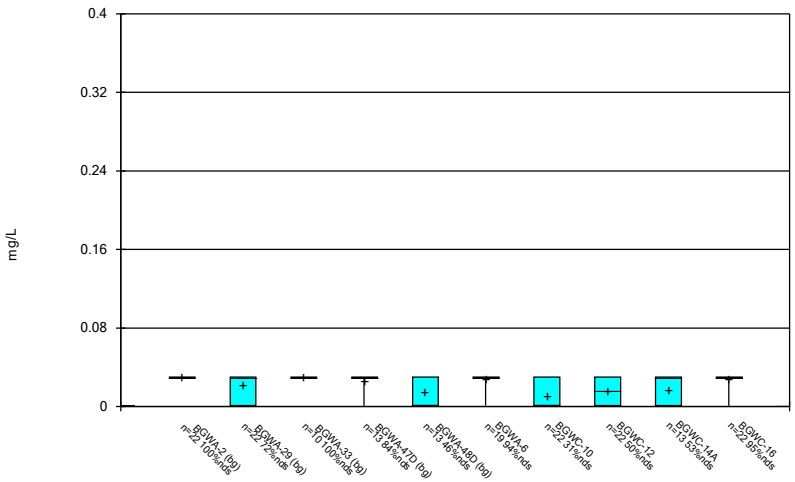

Constituent: Lithium Analysis Run 11/18/2022 2:58 AM View: Constituents View
Plant Bowen Client: Southern Company Data: Bowen AP-1

Sanitas™ v.9.6.35 . UG

Box & Whiskers Plot

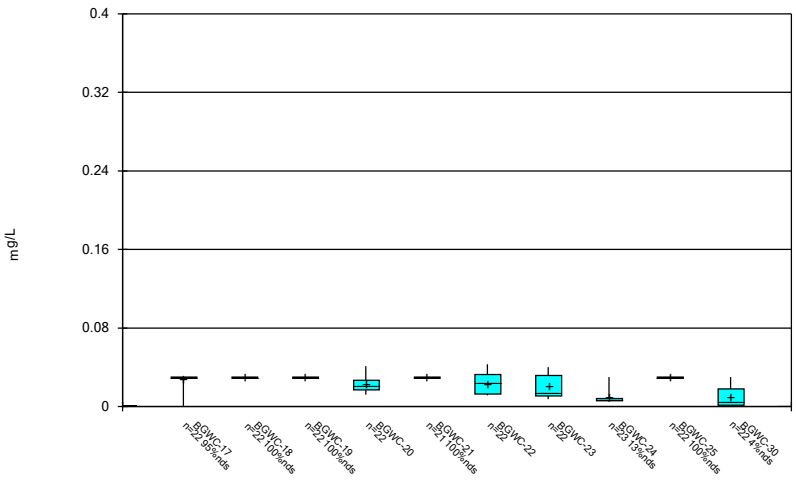

Constituent: Lithium Analysis Run 11/18/2022 2:58 AM View: Constituents View
Plant Bowen Client: Southern Company Data: Bowen AP-1

Sanitas™ v.9.6.35 . UG

Box & Whiskers Plot

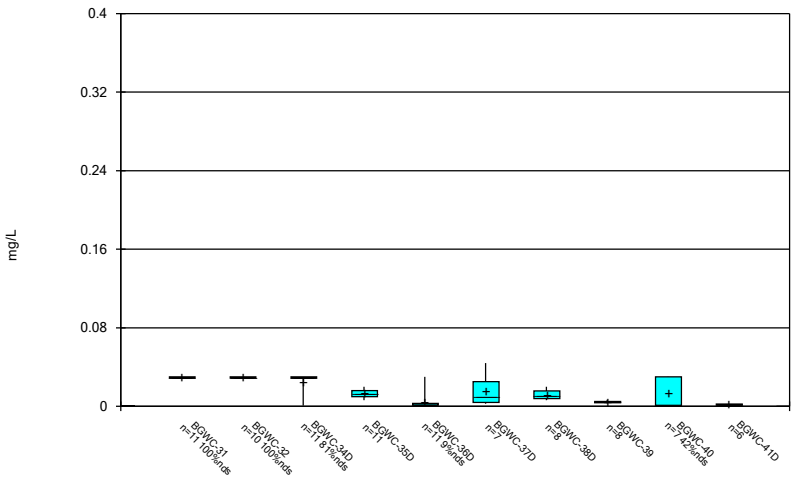

Constituent: Lithium Analysis Run 11/18/2022 2:58 AM View: Constituents View
Plant Bowen Client: Southern Company Data: Bowen AP-1

Sanitas™ v.9.6.35 . UG

Box & Whiskers Plot

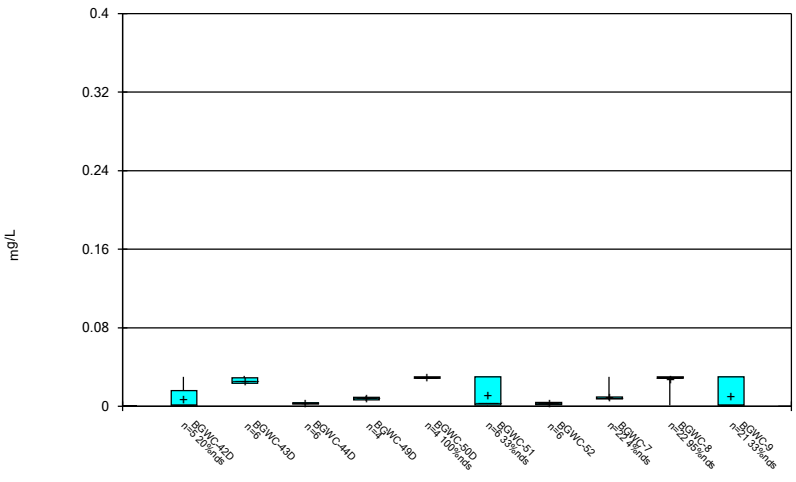

Constituent: Lithium Analysis Run 11/18/2022 2:58 AM View: Constituents View
Plant Bowen Client: Southern Company Data: Bowen AP-1

Sanitas™ v.9.6.35 . UG

Box & Whiskers Plot

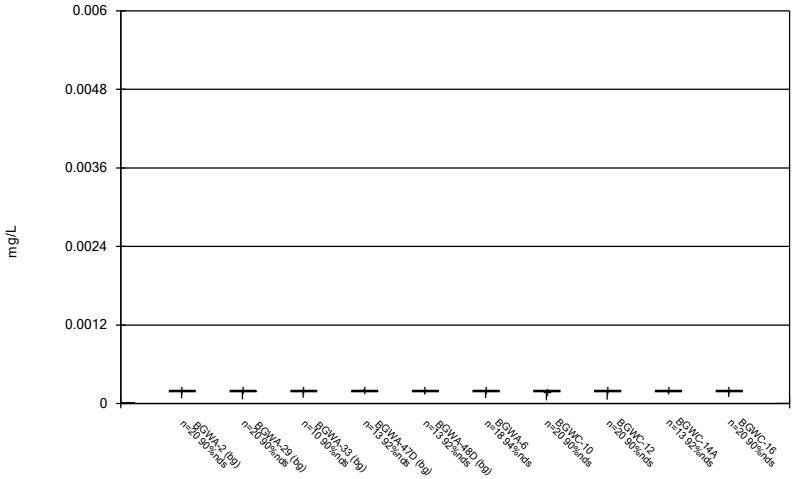

Constituent: Mercury Analysis Run 11/18/2022 2:59 AM View: Constituents View
Plant Bowen Client: Southern Company Data: Bowen AP-1

Sanitas™ v.9.6.35 . UG

Box & Whiskers Plot

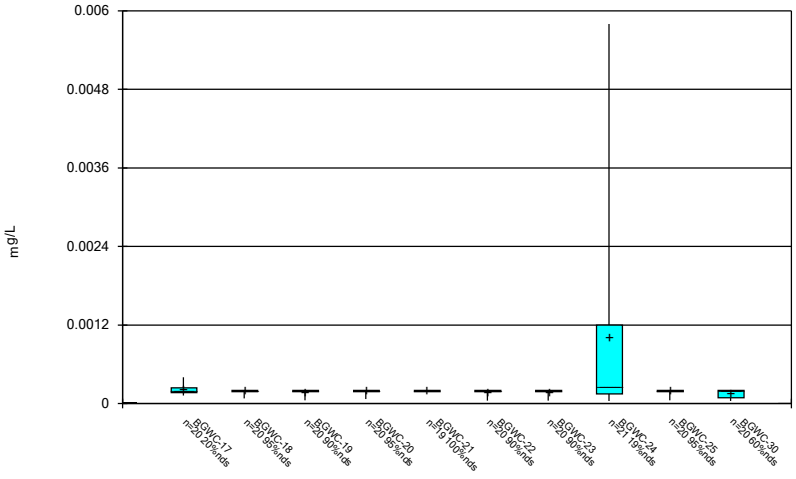

Constituent: Mercury Analysis Run 11/18/2022 2:59 AM View: Constituents View
Plant Bowen Client: Southern Company Data: Bowen AP-1

Sanitas™ v.9.6.35 . UG

Box & Whiskers Plot

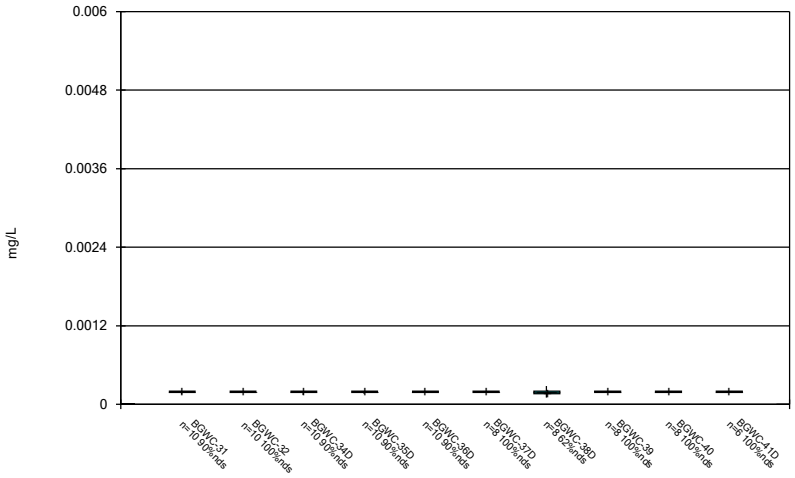

Constituent: Mercury Analysis Run 11/18/2022 2:59 AM View: Constituents View
Plant Bowen Client: Southern Company Data: Bowen AP-1

Sanitas™ v.9.6.35 . UG

Box & Whiskers Plot

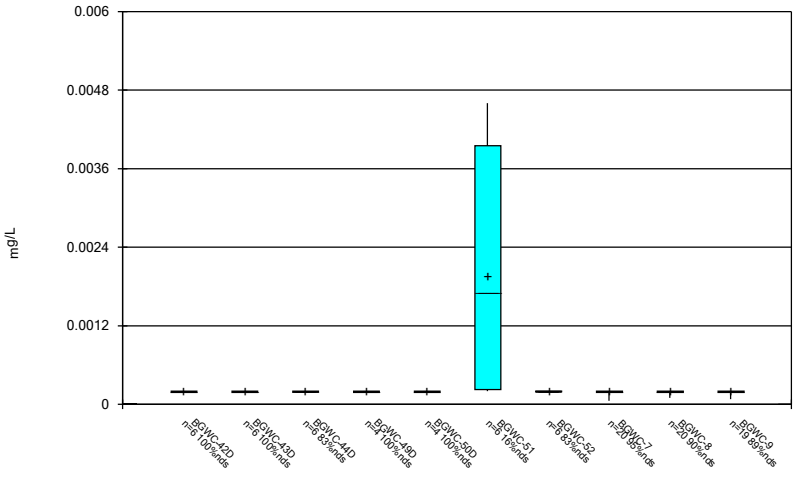

Constituent: Mercury Analysis Run 11/18/2022 2:59 AM View: Constituents View
Plant Bowen Client: Southern Company Data: Bowen AP-1

Box & Whiskers Plot

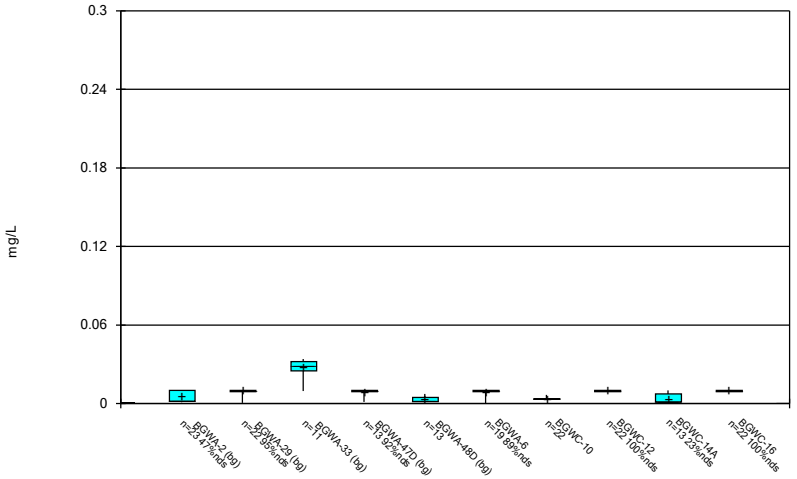

Constituent: Molybdenum Analysis Run 11/18/2022 2:59 AM View: Constituents View
Plant Bowen Client: Southern Company Data: Bowen AP-1

Sanitas™ v.9.6.35 . UG

Box & Whiskers Plot

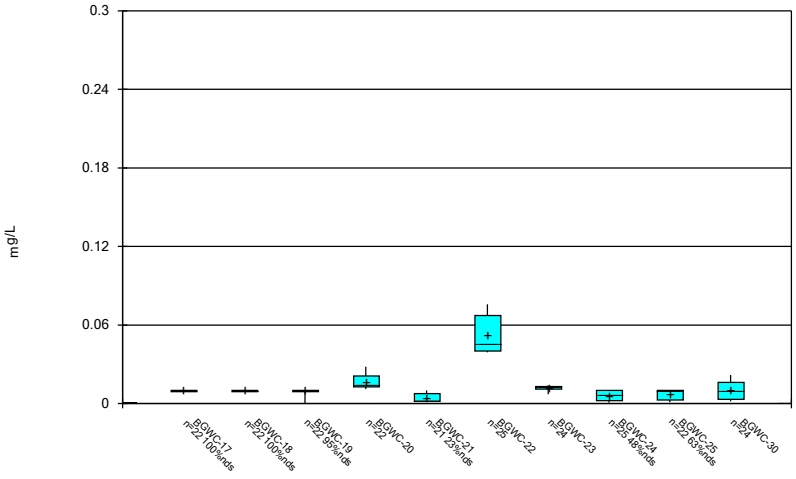

Constituent: Molybdenum Analysis Run 11/18/2022 2:59 AM View: Constituents View
Plant Bowen Client: Southern Company Data: Bowen AP-1

Sanitas™ v.9.6.35 . UG

Box & Whiskers Plot

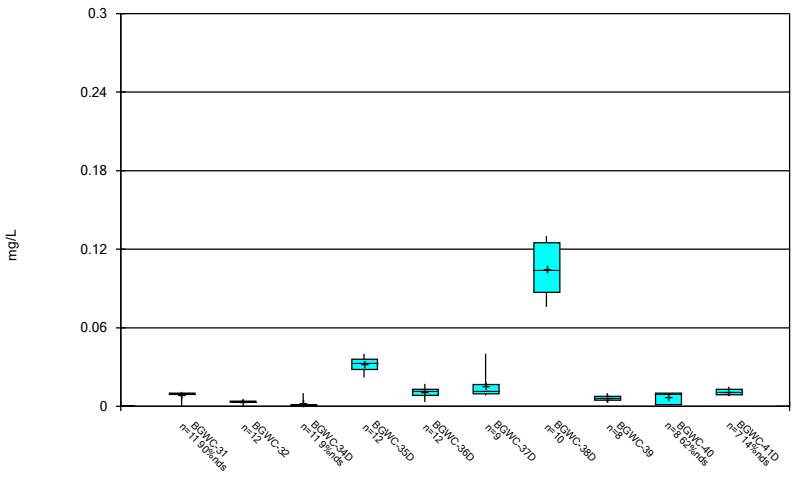

Constituent: Molybdenum Analysis Run 11/18/2022 2:59 AM View: Constituents View
Plant Bowen Client: Southern Company Data: Bowen AP-1

Sanitas™ v.9.6.35 . UG

Box & Whiskers Plot

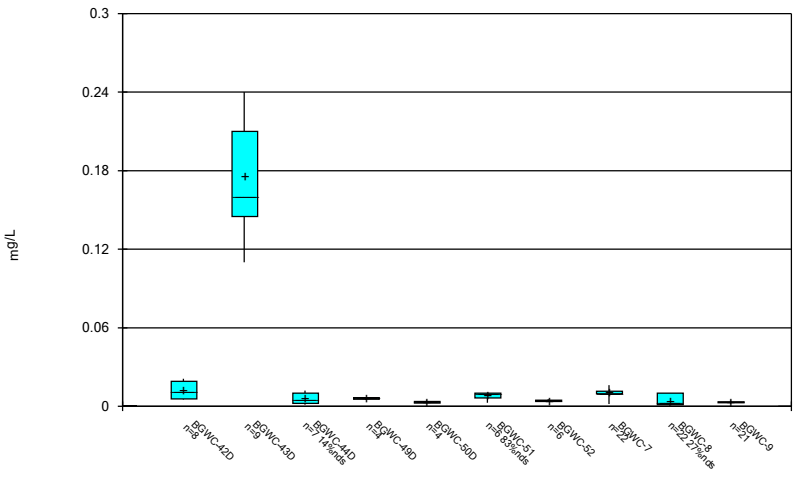

Constituent: Molybdenum Analysis Run 11/18/2022 2:59 AM View: Constituents View
Plant Bowen Client: Southern Company Data: Bowen AP-1

Box & Whiskers Plot

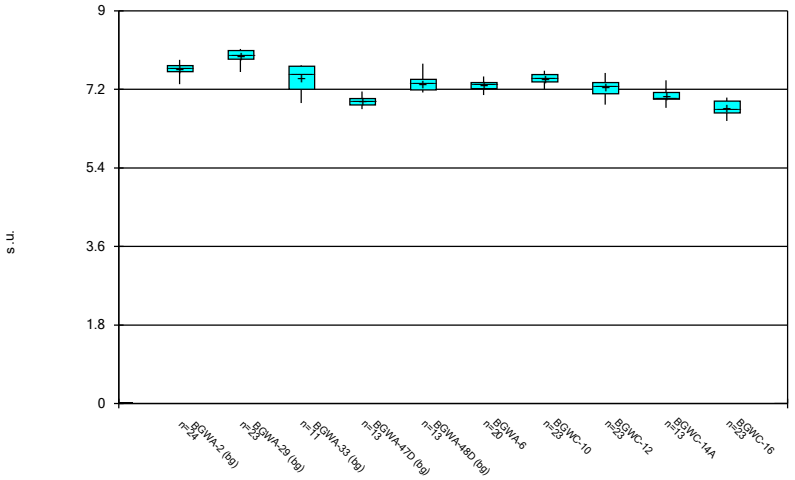

Constituent: pH Analysis Run 11/18/2022 2:59 AM View: Constituents View
Plant Bowen Client: Southern Company Data: Bowen AP-1

Sanitas™ v.9.6.35 . UG

Box & Whiskers Plot

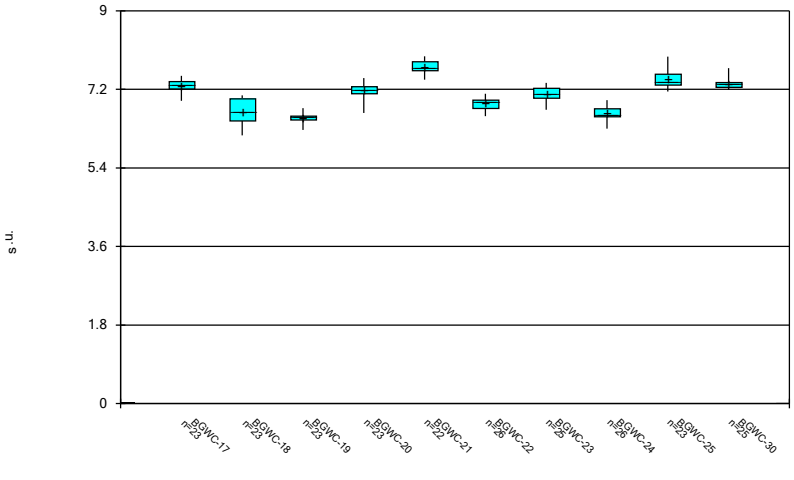

Constituent: pH Analysis Run 11/18/2022 2:59 AM View: Constituents View
Plant Bowen Client: Southern Company Data: Bowen AP-1

Sanitas™ v.9.6.35 . UG

Box & Whiskers Plot

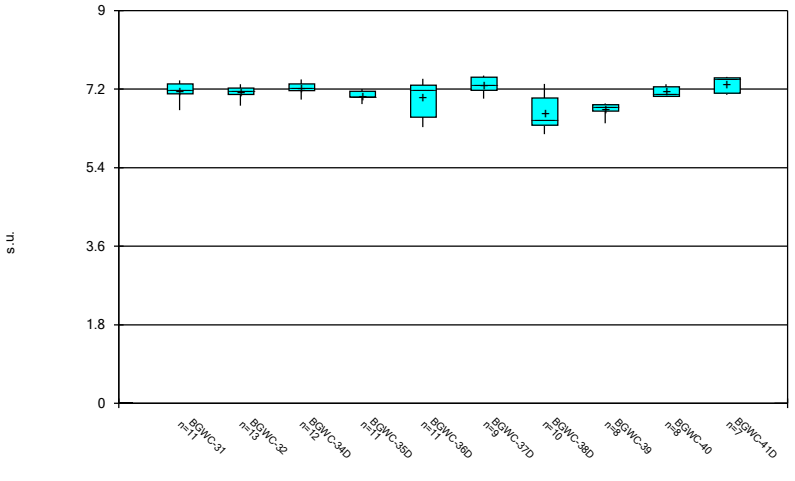

Constituent: pH Analysis Run 11/18/2022 2:59 AM View: Constituents View
Plant Bowen Client: Southern Company Data: Bowen AP-1

Sanitas™ v.9.6.35 . UG

Box & Whiskers Plot

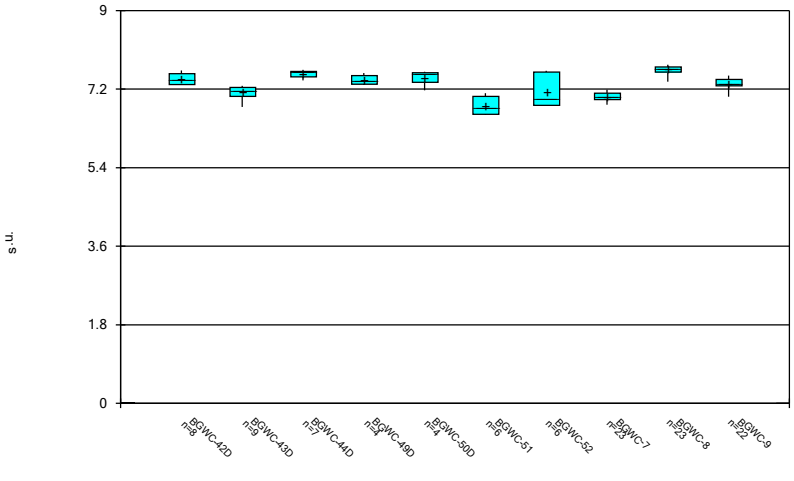

Constituent: pH Analysis Run 11/18/2022 2:59 AM View: Constituents View
Plant Bowen Client: Southern Company Data: Bowen AP-1

Sanitas™ v.9.6.35 . UG

Box & Whiskers Plot

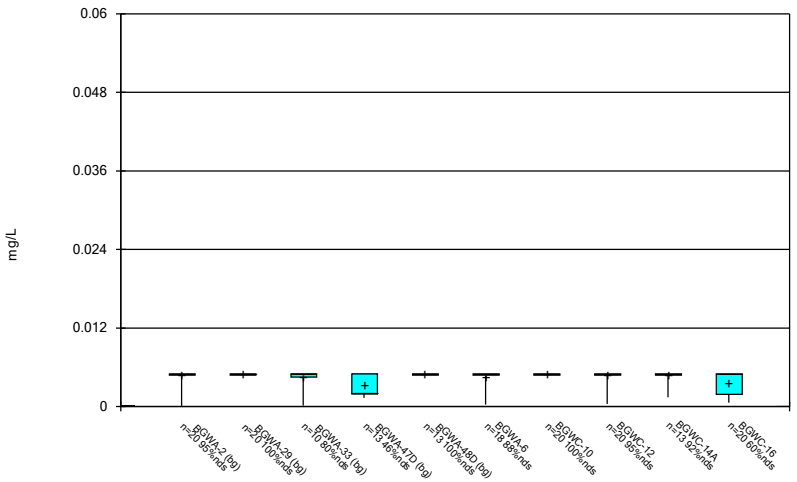

Constituent: Selenium Analysis Run 11/18/2022 2:59 AM View: Constituents View
Plant Bowen Client: Southern Company Data: Bowen AP-1

Sanitas™ v.9.6.35 . UG

Box & Whiskers Plot

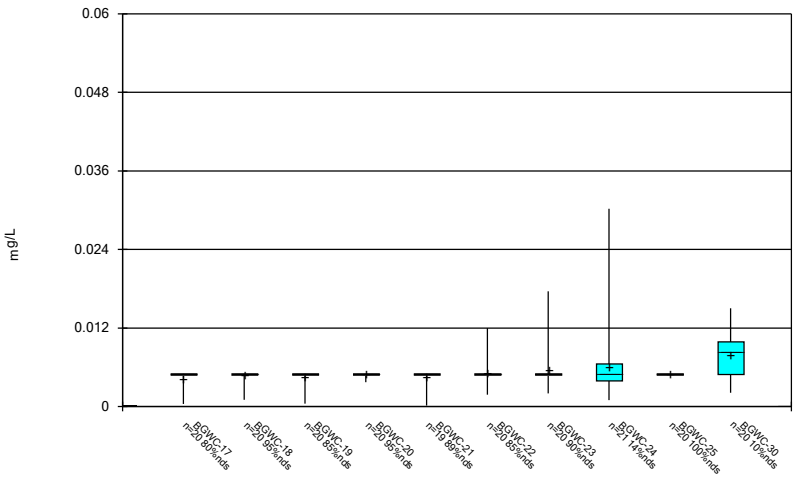

Constituent: Selenium Analysis Run 11/18/2022 2:59 AM View: Constituents View
Plant Bowen Client: Southern Company Data: Bowen AP-1

Sanitas™ v.9.6.35 . UG

Box & Whiskers Plot

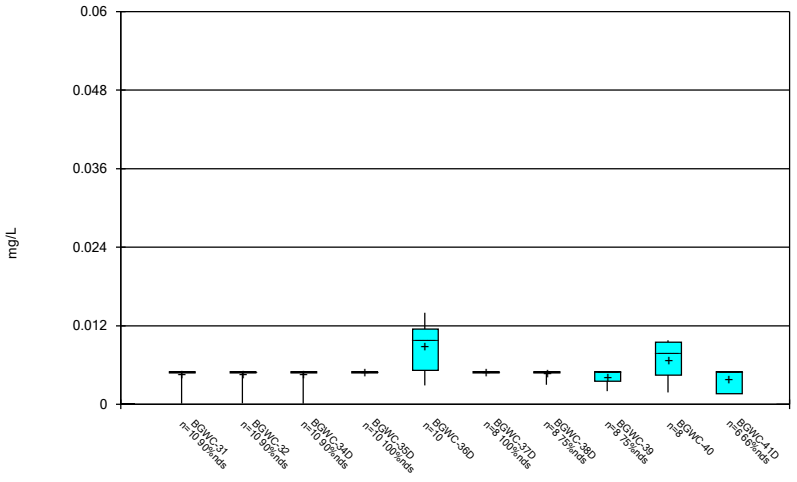

Constituent: Selenium Analysis Run 11/18/2022 2:59 AM View: Constituents View
Plant Bowen Client: Southern Company Data: Bowen AP-1

Sanitas™ v.9.6.35 . UG

Box & Whiskers Plot

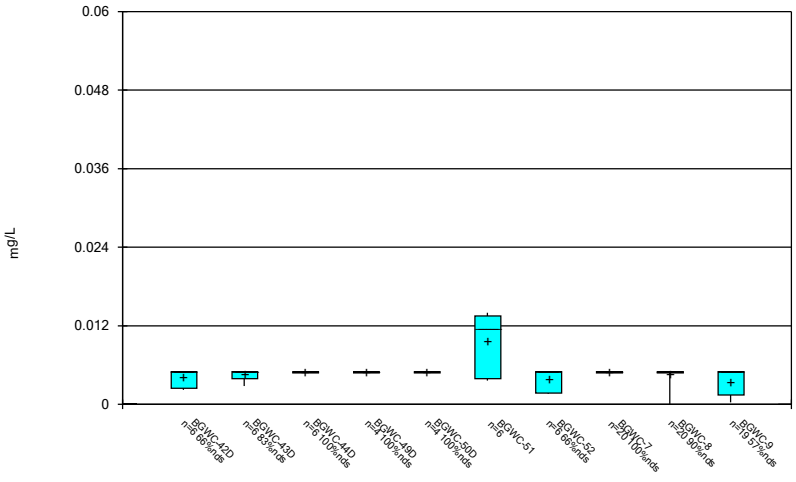

Constituent: Selenium Analysis Run 11/18/2022 2:59 AM View: Constituents View
Plant Bowen Client: Southern Company Data: Bowen AP-1

Sanitas™ v.9.6.35 . UG

Box & Whiskers Plot

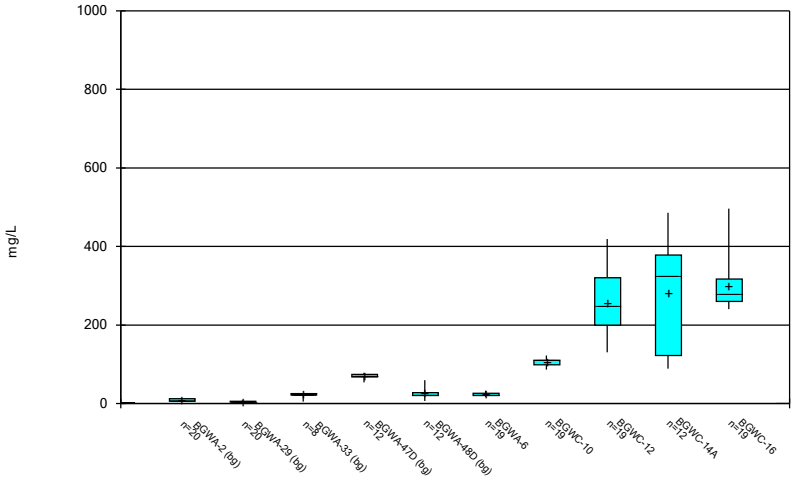

Constituent: Sulfate Analysis Run 11/18/2022 2:59 AM View: Constituents View
Plant Bowen Client: Southern Company Data: Bowen AP-1

Sanitas™ v.9.6.35 . UG

Box & Whiskers Plot

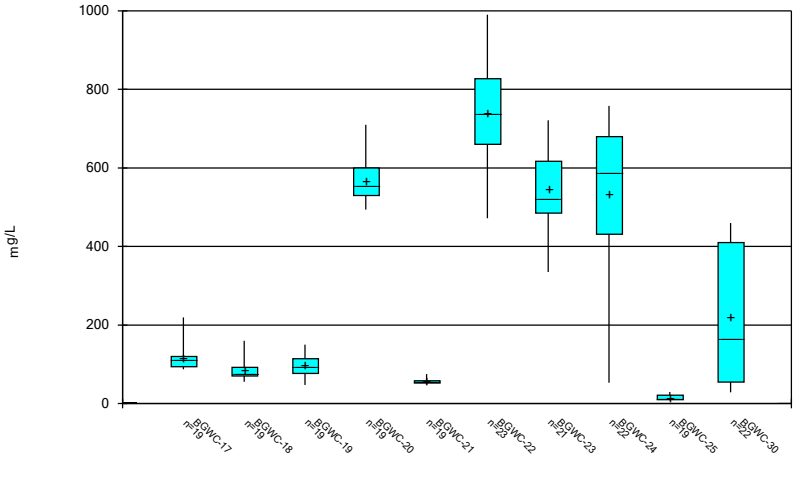

Constituent: Sulfate Analysis Run 11/18/2022 2:59 AM View: Constituents View
Plant Bowen Client: Southern Company Data: Bowen AP-1

Sanitas™ v.9.6.35 . UG

Box & Whiskers Plot

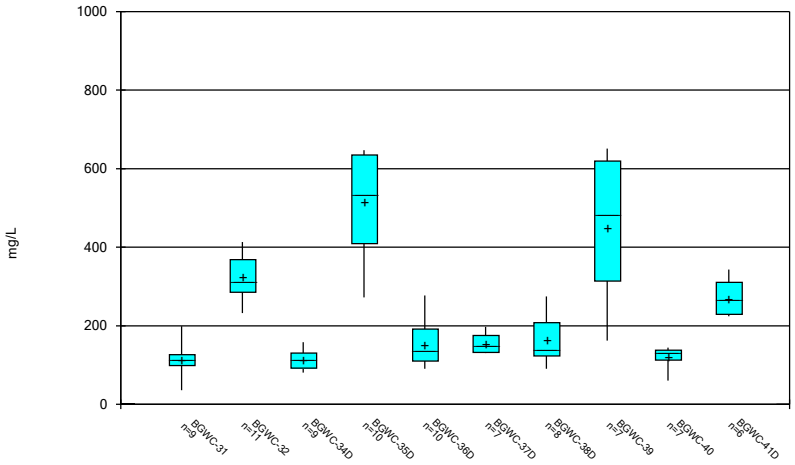

Constituent: Sulfate Analysis Run 11/18/2022 2:59 AM View: Constituents View
Plant Bowen Client: Southern Company Data: Bowen AP-1

Sanitas™ v.9.6.35 . UG

Box & Whiskers Plot

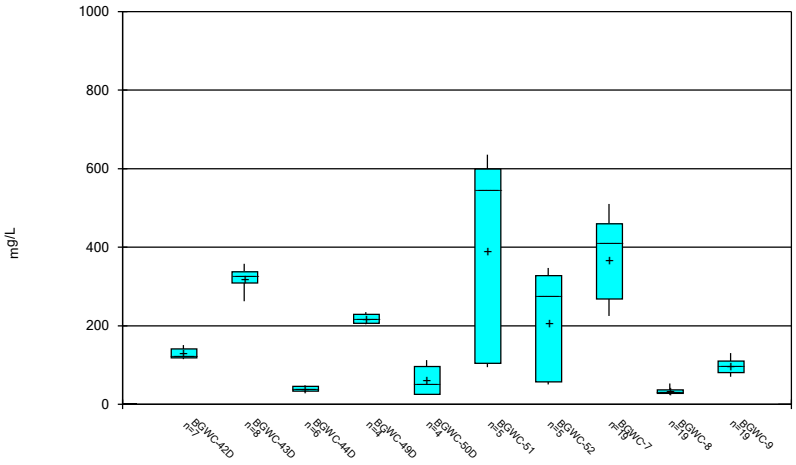

Constituent: Sulfate Analysis Run 11/18/2022 2:59 AM View: Constituents View
Plant Bowen Client: Southern Company Data: Bowen AP-1

Sanitas™ v.9.6.35 . UG

Box & Whiskers Plot

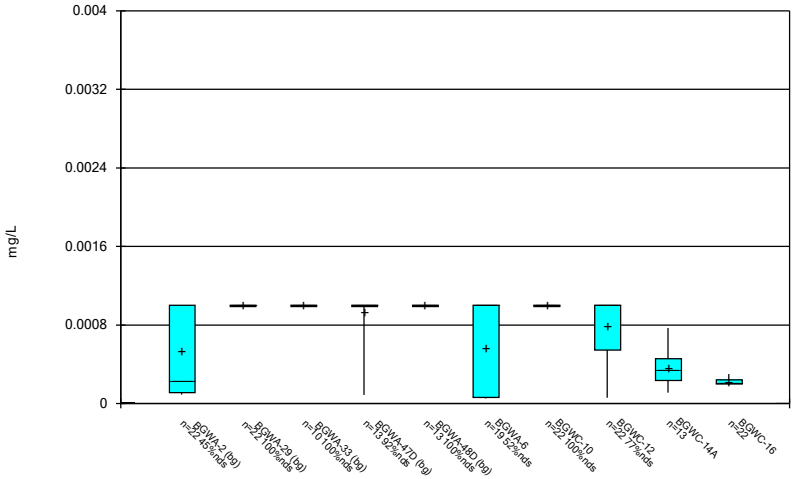

Constituent: Thallium Analysis Run 11/18/2022 2:59 AM View: Constituents View
Plant Bowen Client: Southern Company Data: Bowen AP-1

Sanitas™ v.9.6.35 . UG

Box & Whiskers Plot

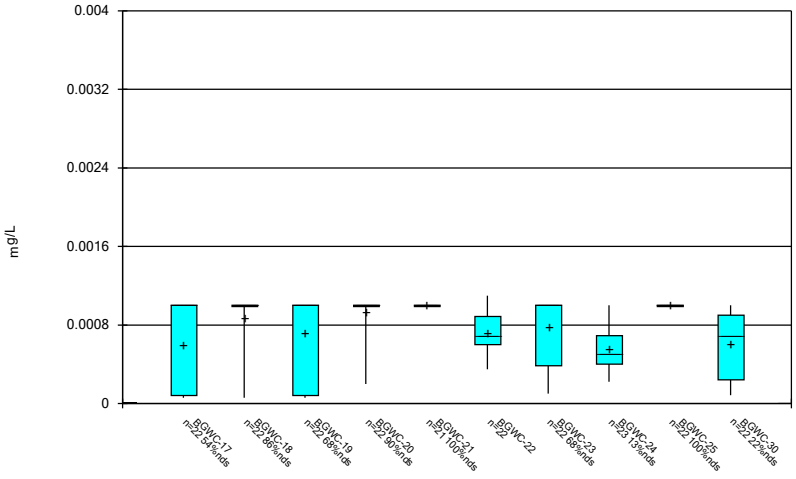

Constituent: Thallium Analysis Run 11/18/2022 2:59 AM View: Constituents View
Plant Bowen Client: Southern Company Data: Bowen AP-1

Sanitas™ v.9.6.35 . UG

Box & Whiskers Plot

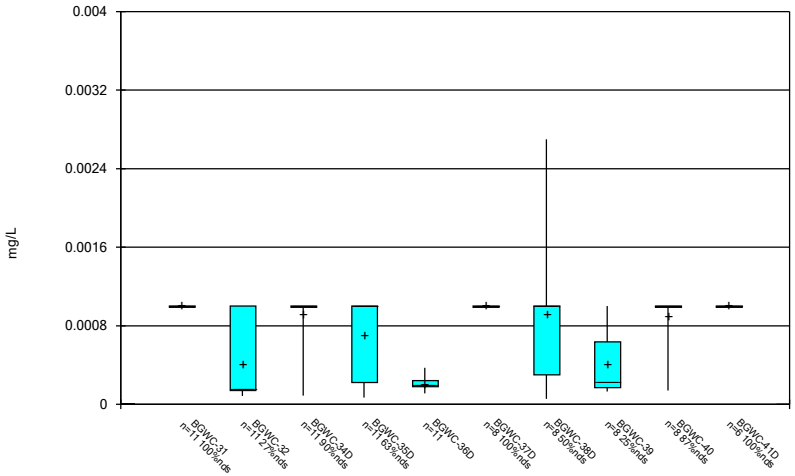

Constituent: Thallium Analysis Run 11/18/2022 2:59 AM View: Constituents View
Plant Bowen Client: Southern Company Data: Bowen AP-1

Sanitas™ v.9.6.35 . UG

Box & Whiskers Plot

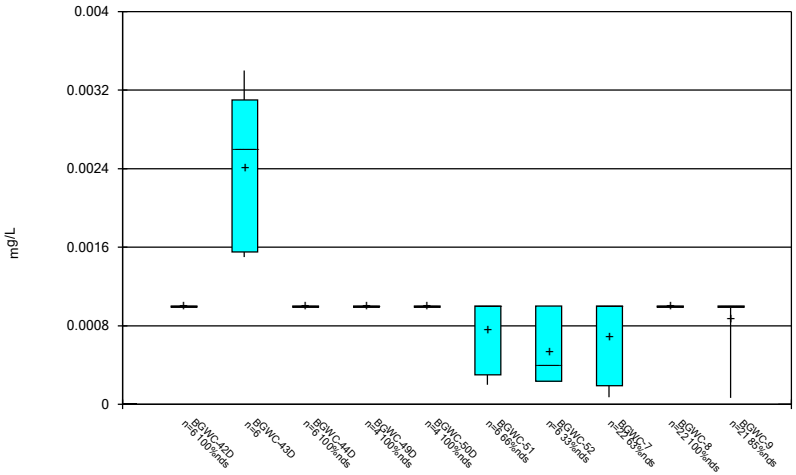

Constituent: Thallium Analysis Run 11/18/2022 2:59 AM View: Constituents View
Plant Bowen Client: Southern Company Data: Bowen AP-1

Sanitas™ v.9.6.35 . UG

Box & Whiskers Plot

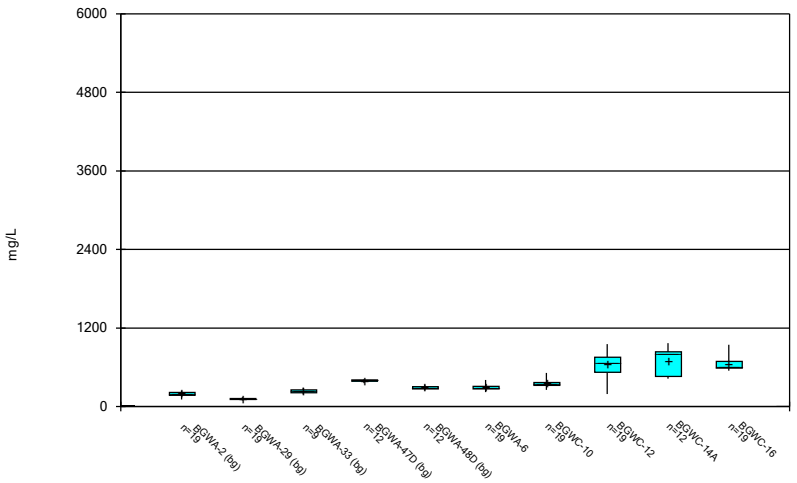

Constituent: Total Dissolved Solids Analysis Run 11/18/2022 2:59 AM View: Constituents View
Plant Bowen Client: Southern Company Data: Bowen AP-1

Sanitas™ v.9.6.35 . UG

Box & Whiskers Plot

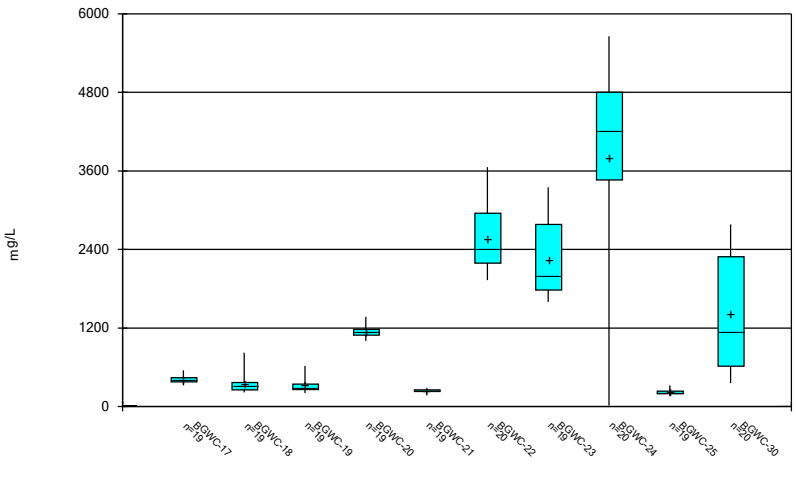

Constituent: Total Dissolved Solids Analysis Run 11/18/2022 2:59 AM View: Constituents View
Plant Bowen Client: Southern Company Data: Bowen AP-1

Sanitas™ v.9.6.35 . UG

Box & Whiskers Plot

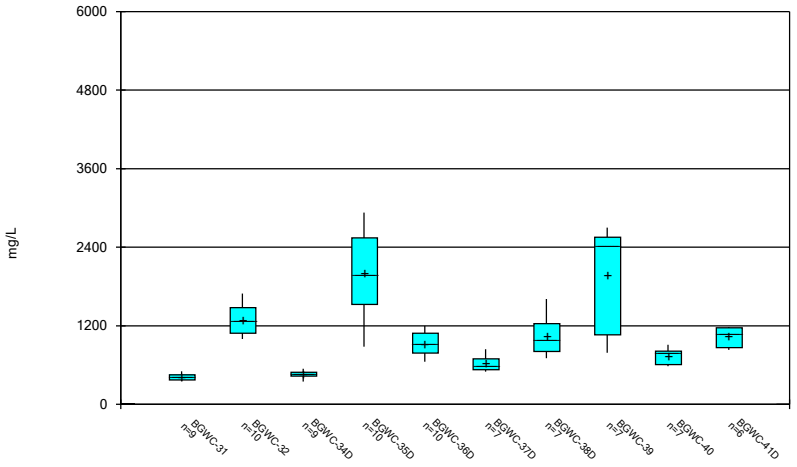

Constituent: Total Dissolved Solids Analysis Run 11/18/2022 2:59 AM View: Constituents View
Plant Bowen Client: Southern Company Data: Bowen AP-1

Sanitas™ v.9.6.35 . UG

Box & Whiskers Plot

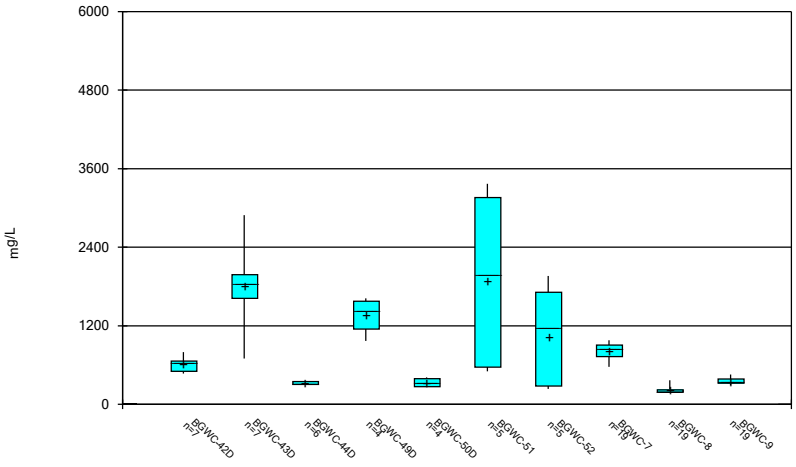

Constituent: Total Dissolved Solids Analysis Run 11/18/2022 2:59 AM View: Constituents View
Plant Bowen Client: Southern Company Data: Bowen AP-1

FIGURE C.

Outlier Summary

Plant Bowen Client: Southern Company Data: Bowen AP-1 Printed 11/15/2022, 7:43 PM

	BGWC-24 Antimony (mg/L)	BGWA-33 Boron (mg/L)	BGWA-33 Chloride (mg/L)	BGWC-32 Lithium (mg/L)	BGWC-37D Lithium (mg/L)	BGWC-40 Lithium (mg/L)	BGWC-42D Lithium (mg/L)	BGWA-33 Sulfate (mg/L)	BGWA-29 Total Dissolved Solids (mg/L)
2/14/2017									345 (o)
4/3/2019		0.66 (o)							
9/27/2019			394 (o)					200 (o)	
2/16/2022				<0.15 (o)		<0.15 (o)			
2/17/2022					<0.15 (o)		<0.15 (o)		
8/2/2022	0.015 (o)								

FIGURE D.

Interwell Prediction Limits - Significant Results

Plant Bowen Client: Southern Company Data: Bowen AP-1 Printed 11/15/2022, 7:53 PM

Constituent	Well	Upper Lim.	Lower Lim.	Date	Observ.	Sig.	Bg N	Bg Mean	Std. Dev.	%NDs	ND Adj.	Transform	Alpha	Method
Boron (mg/L)	BGWC-10	0.03848	n/a	7/28/2022	0.52	Yes	73	0.1151	0.03777	16.44	Kaplan-Meier	sqrt(x)	0.000396	Param Inter 1 of 2
Boron (mg/L)	BGWC-12	0.03848	n/a	7/27/2022	1.2	Yes	73	0.1151	0.03777	16.44	Kaplan-Meier	sqrt(x)	0.000396	Param Inter 1 of 2
Boron (mg/L)	BGWC-14A	0.03848	n/a	7/26/2022	1.3	Yes	73	0.1151	0.03777	16.44	Kaplan-Meier	sqrt(x)	0.000396	Param Inter 1 of 2
Boron (mg/L)	BGWC-16	0.03848	n/a	7/27/2022	1.7	Yes	73	0.1151	0.03777	16.44	Kaplan-Meier	sqrt(x)	0.000396	Param Inter 1 of 2
Boron (mg/L)	BGWC-17	0.03848	n/a	7/27/2022	1.2	Yes	73	0.1151	0.03777	16.44	Kaplan-Meier	sqrt(x)	0.000396	Param Inter 1 of 2
Boron (mg/L)	BGWC-18	0.03848	n/a	7/27/2022	0.53	Yes	73	0.1151	0.03777	16.44	Kaplan-Meier	sqrt(x)	0.000396	Param Inter 1 of 2
Boron (mg/L)	BGWC-19	0.03848	n/a	7/27/2022	0.43	Yes	73	0.1151	0.03777	16.44	Kaplan-Meier	sqrt(x)	0.000396	Param Inter 1 of 2
Boron (mg/L)	BGWC-20	0.03848	n/a	7/27/2022	3.8	Yes	73	0.1151	0.03777	16.44	Kaplan-Meier	sqrt(x)	0.000396	Param Inter 1 of 2
Boron (mg/L)	BGWC-22	0.03848	n/a	8/2/2022	21.5	Yes	73	0.1151	0.03777	16.44	Kaplan-Meier	sqrt(x)	0.000396	Param Inter 1 of 2
Boron (mg/L)	BGWC-23	0.03848	n/a	8/1/2022	14.8	Yes	73	0.1151	0.03777	16.44	Kaplan-Meier	sqrt(x)	0.000396	Param Inter 1 of 2
Boron (mg/L)	BGWC-24	0.03848	n/a	10/21/2022	19.7	Yes	73	0.1151	0.03777	16.44	Kaplan-Meier	sqrt(x)	0.000396	Param Inter 1 of 2
Boron (mg/L)	BGWC-25	0.03848	n/a	7/27/2022	0.051	Yes	73	0.1151	0.03777	16.44	Kaplan-Meier	sqrt(x)	0.000396	Param Inter 1 of 2
Boron (mg/L)	BGWC-30	0.03848	n/a	8/1/2022	2.7	Yes	73	0.1151	0.03777	16.44	Kaplan-Meier	sqrt(x)	0.000396	Param Inter 1 of 2
Boron (mg/L)	BGWC-7	0.03848	n/a	7/28/2022	1.1	Yes	73	0.1151	0.03777	16.44	Kaplan-Meier	sqrt(x)	0.000396	Param Inter 1 of 2
Boron (mg/L)	BGWC-8	0.03848	n/a	7/26/2022	0.052	Yes	73	0.1151	0.03777	16.44	Kaplan-Meier	sqrt(x)	0.000396	Param Inter 1 of 2
Boron (mg/L)	BGWC-9	0.03848	n/a	7/26/2022	0.47	Yes	73	0.1151	0.03777	16.44	Kaplan-Meier	sqrt(x)	0.000396	Param Inter 1 of 2
Calcium (mg/L)	BGWC-12	117	n/a	7/27/2022	175	Yes	73	n/a	n/a	0	n/a	n/a	0.000353	NP Inter (normality) 1 of 2
Calcium (mg/L)	BGWC-14A	117	n/a	7/26/2022	185	Yes	73	n/a	n/a	0	n/a	n/a	0.000353	NP Inter (normality) 1 of 2
Calcium (mg/L)	BGWC-16	117	n/a	7/27/2022	194	Yes	73	n/a	n/a	0	n/a	n/a	0.000353	NP Inter (normality) 1 of 2
Calcium (mg/L)	BGWC-20	117	n/a	7/27/2022	284	Yes	73	n/a	n/a	0	n/a	n/a	0.000353	NP Inter (normality) 1 of 2
Calcium (mg/L)	BGWC-22	117	n/a	8/2/2022	717	Yes	73	n/a	n/a	0	n/a	n/a	0.000353	NP Inter (normality) 1 of 2
Calcium (mg/L)	BGWC-23	117	n/a	8/1/2022	559	Yes	73	n/a	n/a	0	n/a	n/a	0.000353	NP Inter (normality) 1 of 2
Calcium (mg/L)	BGWC-24	117	n/a	10/21/2022	600	Yes	73	n/a	n/a	0	n/a	n/a	0.000353	NP Inter (normality) 1 of 2
Calcium (mg/L)	BGWC-7	117	n/a	7/28/2022	136	Yes	73	n/a	n/a	0	n/a	n/a	0.000353	NP Inter (normality) 1 of 2
Chloride (mg/L)	BGWC-10	9.144	n/a	7/28/2022	30	Yes	72	1.861	0.5413	0	None	sqrt(x)	0.000396	Param Inter 1 of 2
Chloride (mg/L)	BGWC-12	9.144	n/a	7/27/2022	16.2	Yes	72	1.861	0.5413	0	None	sqrt(x)	0.000396	Param Inter 1 of 2
Chloride (mg/L)	BGWC-14A	9.144	n/a	7/26/2022	19.6	Yes	72	1.861	0.5413	0	None	sqrt(x)	0.000396	Param Inter 1 of 2
Chloride (mg/L)	BGWC-16	9.144	n/a	7/27/2022	23.1	Yes	72	1.861	0.5413	0	None	sqrt(x)	0.000396	Param Inter 1 of 2
Chloride (mg/L)	BGWC-17	9.144	n/a	7/27/2022	43.2	Yes	72	1.861	0.5413	0	None	sqrt(x)	0.000396	Param Inter 1 of 2
Chloride (mg/L)	BGWC-18	9.144	n/a	7/27/2022	14.9	Yes	72	1.861	0.5413	0	None	sqrt(x)	0.000396	Param Inter 1 of 2
Chloride (mg/L)	BGWC-20	9.144	n/a	7/27/2022	169	Yes	72	1.861	0.5413	0	None	sqrt(x)	0.000396	Param Inter 1 of 2
Chloride (mg/L)	BGWC-22	9.144	n/a	8/2/2022	828	Yes	72	1.861	0.5413	0	None	sqrt(x)	0.000396	Param Inter 1 of 2
Chloride (mg/L)	BGWC-23	9.144	n/a	8/1/2022	794	Yes	72	1.861	0.5413	0	None	sqrt(x)	0.000396	Param Inter 1 of 2
Chloride (mg/L)	BGWC-24	9.144	n/a	10/21/2022	836	Yes	72	1.861	0.5413	0	None	sqrt(x)	0.000396	Param Inter 1 of 2
Chloride (mg/L)	BGWC-30	9.144	n/a	8/1/2022	114	Yes	72	1.861	0.5413	0	None	sqrt(x)	0.000396	Param Inter 1 of 2
Chloride (mg/L)	BGWC-9	9.144	n/a	7/26/2022	10.9	Yes	72	1.861	0.5413	0	None	sqrt(x)	0.000396	Param Inter 1 of 2
pH (s.u.)	BGWC-16	8.341	6.705	7/27/2022	6.49	Yes	84	57.26	5.773	0	None	x^2	0.000198	Param Inter 1 of 2
pH (s.u.)	BGWC-19	8.341	6.705	7/27/2022	6.55	Yes	84	57.26	5.773	0	None	x^2	0.000198	Param Inter 1 of 2
pH (s.u.)	BGWC-24	8.341	6.705	10/21/2022	6.3	Yes	84	57.26	5.773	0	None	x^2	0.000198	Param Inter 1 of 2
Sulfate (mg/L)	BGWC-10	78	n/a	7/28/2022	105	Yes	72	n/a	n/a	0	n/a	n/a	0.0003615	NP Inter (normality) 1 of 2
Sulfate (mg/L)	BGWC-12	78	n/a	7/27/2022	419	Yes	72	n/a	n/a	0	n/a	n/a	0.0003615	NP Inter (normality) 1 of 2
Sulfate (mg/L)	BGWC-14A	78	n/a	7/26/2022	486	Yes	72	n/a	n/a	0	n/a	n/a	0.0003615	NP Inter (normality) 1 of 2
Sulfate (mg/L)	BGWC-16	78	n/a	7/27/2022	496	Yes	72	n/a	n/a	0	n/a	n/a	0.0003615	NP Inter (normality) 1 of 2
Sulfate (mg/L)	BGWC-17	78	n/a	7/27/2022	118	Yes	72	n/a	n/a	0	n/a	n/a	0.0003615	NP Inter (normality) 1 of 2
Sulfate (mg/L)	BGWC-19	78	n/a	7/27/2022	82.7	Yes	72	n/a	n/a	0	n/a	n/a	0.0003615	NP Inter (normality) 1 of 2
Sulfate (mg/L)	BGWC-20	78	n/a	7/27/2022	617	Yes	72	n/a	n/a	0	n/a	n/a	0.0003615	NP Inter (normality) 1 of 2
Sulfate (mg/L)	BGWC-22	78	n/a	8/2/2022	762	Yes	72	n/a	n/a	0	n/a	n/a	0.0003615	NP Inter (normality) 1 of 2
Sulfate (mg/L)	BGWC-23	78	n/a	8/1/2022	528	Yes	72	n/a	n/a	0	n/a	n/a	0.0003615	NP Inter (normality) 1 of 2
Sulfate (mg/L)	BGWC-24	78	n/a	10/21/2022	389	Yes	72	n/a	n/a	0	n/a	n/a	0.0003615	NP Inter (normality) 1 of 2
Sulfate (mg/L)	BGWC-7	78	n/a	7/28/2022	268	Yes	72	n/a	n/a	0	n/a	n/a	0.0003615	NP Inter (normality) 1 of 2
Sulfate (mg/L)	BGWC-9	78	n/a	7/26/2022	88	Yes	72	n/a	n/a	0	n/a	n/a	0.0003615	NP Inter (normality) 1 of 2
Total Dissolved Solids (mg/L)	BGWC-12	469.5	n/a	7/27/2022	952	Yes	71	14.68	3.248	0	None	sqrt(x)	0.000396	Param Inter 1 of 2
Total Dissolved Solids (mg/L)	BGWC-14A	469.5	n/a	7/26/2022	966	Yes	71	14.68	3.248	0	None	sqrt(x)	0.000396	Param Inter 1 of 2
Total Dissolved Solids (mg/L)	BGWC-16	469.5	n/a	7/27/2022	944	Yes	71	14.68	3.248	0	None	sqrt(x)	0.000396	Param Inter 1 of 2
Total Dissolved Solids (mg/L)	BGWC-20	469.5	n/a	7/27/2022	1370	Yes	71	14.68	3.248	0	None	sqrt(x)	0.000396	Param Inter 1 of 2
Total Dissolved Solids (mg/L)	BGWC-22	469.5	n/a	8/2/2022	3440	Yes	71	14.68	3.248	0	None	sqrt(x)	0.000396	Param Inter 1 of 2
Total Dissolved Solids (mg/L)	BGWC-23	469.5	n/a	8/1/2022	2780	Yes	71	14.68	3.248	0	None	sqrt(x)	0.000396	Param Inter 1 of 2
Total Dissolved Solids (mg/L)	BGWC-24	469.5	n/a	10/21/2022	1610	Yes	71	14.68	3.248	0	None	sqrt(x)	0.000396	Param Inter 1 of 2
Total Dissolved Solids (mg/L)	BGWC-30	469.5	n/a	8/1/2022	582	Yes	71	14.68	3.248	0	None	sqrt(x)	0.000396	Param Inter 1 of 2
Total Dissolved Solids (mg/L)	BGWC-7	469.5	n/a	7/28/2022	732	Yes	71	14.68	3.248	0	None	sqrt(x)	0.000396	Param Inter 1 of 2

Interwell Prediction Limits - All Results

Plant Bowen Client: Southern Company Data: Bowen AP-1 Printed 11/15/2022, 7:53 PM

Constituent	Well	Upper Lim.	Lower Lim.	Date	Observ.	Sig.	Bg N	Bg Mean	Std. Dev.	%NDs	ND Adj.	Transform	Alpha	Method
Boron (mg/L)	**BGWC-10**	**0.03848**	**n/a**	**7/28/2022**	**0.52**	**Yes**	**73**	**0.1151**	**0.03777**	**16.44**	**Kaplan-Meier**	**sqrt(x)**	**0.000396**	**Param Inter 1 of 2**
Boron (mg/L)	**BGWC-12**	**0.03848**	**n/a**	**7/27/2022**	**1.2**	**Yes**	**73**	**0.1151**	**0.03777**	**16.44**	**Kaplan-Meier**	**sqrt(x)**	**0.000396**	**Param Inter 1 of 2**
Boron (mg/L)	**BGWC-14A**	**0.03848**	**n/a**	**7/26/2022**	**1.3**	**Yes**	**73**	**0.1151**	**0.03777**	**16.44**	**Kaplan-Meier**	**sqrt(x)**	**0.000396**	**Param Inter 1 of 2**
Boron (mg/L)	**BGWC-16**	**0.03848**	**n/a**	**7/27/2022**	**1.7**	**Yes**	**73**	**0.1151**	**0.03777**	**16.44**	**Kaplan-Meier**	**sqrt(x)**	**0.000396**	**Param Inter 1 of 2**
Boron (mg/L)	**BGWC-17**	**0.03848**	**n/a**	**7/27/2022**	**1.2**	**Yes**	**73**	**0.1151**	**0.03777**	**16.44**	**Kaplan-Meier**	**sqrt(x)**	**0.000396**	**Param Inter 1 of 2**
Boron (mg/L)	**BGWC-18**	**0.03848**	**n/a**	**7/27/2022**	**0.53**	**Yes**	**73**	**0.1151**	**0.03777**	**16.44**	**Kaplan-Meier**	**sqrt(x)**	**0.000396**	**Param Inter 1 of 2**
Boron (mg/L)	**BGWC-19**	**0.03848**	**n/a**	**7/27/2022**	**0.43**	**Yes**	**73**	**0.1151**	**0.03777**	**16.44**	**Kaplan-Meier**	**sqrt(x)**	**0.000396**	**Param Inter 1 of 2**
Boron (mg/L)	**BGWC-20**	**0.03848**	**n/a**	**7/27/2022**	**3.8**	**Yes**	**73**	**0.1151**	**0.03777**	**16.44**	**Kaplan-Meier**	**sqrt(x)**	**0.000396**	**Param Inter 1 of 2**
Boron (mg/L)	BGWC-21	0.03848	n/a	7/28/2022	0.035J	No	73	0.1151	0.03777	16.44	Kaplan-Meier	sqrt(x)	0.000396	Param Inter 1 of 2
Boron (mg/L)	**BGWC-22**	**0.03848**	**n/a**	**8/2/2022**	**21.5**	**Yes**	**73**	**0.1151**	**0.03777**	**16.44**	**Kaplan-Meier**	**sqrt(x)**	**0.000396**	**Param Inter 1 of 2**
Boron (mg/L)	**BGWC-23**	**0.03848**	**n/a**	**8/1/2022**	**14.8**	**Yes**	**73**	**0.1151**	**0.03777**	**16.44**	**Kaplan-Meier**	**sqrt(x)**	**0.000396**	**Param Inter 1 of 2**
Boron (mg/L)	**BGWC-24**	**0.03848**	**n/a**	**10/21/2022**	**19.7**	**Yes**	**73**	**0.1151**	**0.03777**	**16.44**	**Kaplan-Meier**	**sqrt(x)**	**0.000396**	**Param Inter 1 of 2**
Boron (mg/L)	**BGWC-25**	**0.03848**	**n/a**	**7/27/2022**	**0.051**	**Yes**	**73**	**0.1151**	**0.03777**	**16.44**	**Kaplan-Meier**	**sqrt(x)**	**0.000396**	**Param Inter 1 of 2**
Boron (mg/L)	**BGWC-30**	**0.03848**	**n/a**	**8/1/2022**	**2.7**	**Yes**	**73**	**0.1151**	**0.03777**	**16.44**	**Kaplan-Meier**	**sqrt(x)**	**0.000396**	**Param Inter 1 of 2**
Boron (mg/L)	**BGWC-7**	**0.03848**	**n/a**	**7/28/2022**	**1.1**	**Yes**	**73**	**0.1151**	**0.03777**	**16.44**	**Kaplan-Meier**	**sqrt(x)**	**0.000396**	**Param Inter 1 of 2**
Boron (mg/L)	**BGWC-8**	**0.03848**	**n/a**	**7/26/2022**	**0.052**	**Yes**	**73**	**0.1151**	**0.03777**	**16.44**	**Kaplan-Meier**	**sqrt(x)**	**0.000396**	**Param Inter 1 of 2**
Boron (mg/L)	**BGWC-9**	**0.03848**	**n/a**	**7/26/2022**	**0.47**	**Yes**	**73**	**0.1151**	**0.03777**	**16.44**	**Kaplan-Meier**	**sqrt(x)**	**0.000396**	**Param Inter 1 of 2**
Calcium (mg/L)	BGWC-10	117	n/a	7/28/2022	63	No	73	n/a	n/a	0	n/a	n/a	0.000353	NP Inter (normality) 1 of 2
Calcium (mg/L)	**BGWC-12**	**117**	**n/a**	**7/27/2022**	**175**	**Yes**	**73**	**n/a**	**n/a**	**0**	**n/a**	**n/a**	**0.000353**	**NP Inter (normality) 1 of 2**
Calcium (mg/L)	**BGWC-14A**	**117**	**n/a**	**7/26/2022**	**185**	**Yes**	**73**	**n/a**	**n/a**	**0**	**n/a**	**n/a**	**0.000353**	**NP Inter (normality) 1 of 2**
Calcium (mg/L)	**BGWC-16**	**117**	**n/a**	**7/27/2022**	**194**	**Yes**	**73**	**n/a**	**n/a**	**0**	**n/a**	**n/a**	**0.000353**	**NP Inter (normality) 1 of 2**
Calcium (mg/L)	BGWC-17	117	n/a	7/27/2022	80.9	No	73	n/a	n/a	0	n/a	n/a	0.000353	NP Inter (normality) 1 of 2
Calcium (mg/L)	BGWC-18	117	n/a	7/27/2022	65.9	No	73	n/a	n/a	0	n/a	n/a	0.000353	NP Inter (normality) 1 of 2
Calcium (mg/L)	BGWC-19	117	n/a	7/27/2022	63.2	No	73	n/a	n/a	0	n/a	n/a	0.000353	NP Inter (normality) 1 of 2
Calcium (mg/L)	**BGWC-20**	**117**	**n/a**	**7/27/2022**	**284**	**Yes**	**73**	**n/a**	**n/a**	**0**	**n/a**	**n/a**	**0.000353**	**NP Inter (normality) 1 of 2**
Calcium (mg/L)	BGWC-21	117	n/a	7/28/2022	43.1	No	73	n/a	n/a	0	n/a	n/a	0.000353	NP Inter (normality) 1 of 2
Calcium (mg/L)	**BGWC-22**	**117**	**n/a**	**8/2/2022**	**717**	**Yes**	**73**	**n/a**	**n/a**	**0**	**n/a**	**n/a**	**0.000353**	**NP Inter (normality) 1 of 2**
Calcium (mg/L)	**BGWC-23**	**117**	**n/a**	**8/1/2022**	**559**	**Yes**	**73**	**n/a**	**n/a**	**0**	**n/a**	**n/a**	**0.000353**	**NP Inter (normality) 1 of 2**
Calcium (mg/L)	**BGWC-24**	**117**	**n/a**	**10/21/2022**	**600**	**Yes**	**73**	**n/a**	**n/a**	**0**	**n/a**	**n/a**	**0.000353**	**NP Inter (normality) 1 of 2**
Calcium (mg/L)	BGWC-25	117	n/a	7/27/2022	52.1	No	73	n/a	n/a	0	n/a	n/a	0.000353	NP Inter (normality) 1 of 2
Calcium (mg/L)	BGWC-30	117	n/a	8/1/2022	111	No	73	n/a	n/a	0	n/a	n/a	0.000353	NP Inter (normality) 1 of 2
Calcium (mg/L)	**BGWC-7**	**117**	**n/a**	**7/28/2022**	**136**	**Yes**	**73**	**n/a**	**n/a**	**0**	**n/a**	**n/a**	**0.000353**	**NP Inter (normality) 1 of 2**
Calcium (mg/L)	BGWC-8	117	n/a	7/26/2022	41.8	No	73	n/a	n/a	0	n/a	n/a	0.000353	NP Inter (normality) 1 of 2
Calcium (mg/L)	BGWC-9	117	n/a	7/26/2022	66.3	No	73	n/a	n/a	0	n/a	n/a	0.000353	NP Inter (normality) 1 of 2
Chloride (mg/L)	**BGWC-10**	**9.144**	**n/a**	**7/28/2022**	**30**	**Yes**	**72**	**1.861**	**0.5413**	**0**	**None**	**sqrt(x)**	**0.000396**	**Param Inter 1 of 2**
Chloride (mg/L)	**BGWC-12**	**9.144**	**n/a**	**7/27/2022**	**16.2**	**Yes**	**72**	**1.861**	**0.5413**	**0**	**None**	**sqrt(x)**	**0.000396**	**Param Inter 1 of 2**
Chloride (mg/L)	**BGWC-14A**	**9.144**	**n/a**	**7/26/2022**	**19.6**	**Yes**	**72**	**1.861**	**0.5413**	**0**	**None**	**sqrt(x)**	**0.000396**	**Param Inter 1 of 2**
Chloride (mg/L)	**BGWC-16**	**9.144**	**n/a**	**7/27/2022**	**23.1**	**Yes**	**72**	**1.861**	**0.5413**	**0**	**None**	**sqrt(x)**	**0.000396**	**Param Inter 1 of 2**
Chloride (mg/L)	**BGWC-17**	**9.144**	**n/a**	**7/27/2022**	**43.2**	**Yes**	**72**	**1.861**	**0.5413**	**0**	**None**	**sqrt(x)**	**0.000396**	**Param Inter 1 of 2**
Chloride (mg/L)	**BGWC-18**	**9.144**	**n/a**	**7/27/2022**	**14.9**	**Yes**	**72**	**1.861**	**0.5413**	**0**	**None**	**sqrt(x)**	**0.000396**	**Param Inter 1 of 2**
Chloride (mg/L)	BGWC-19	9.144	n/a	7/27/2022	7.8	No	72	1.861	0.5413	0	None	sqrt(x)	0.000396	Param Inter 1 of 2
Chloride (mg/L)	**BGWC-20**	**9.144**	**n/a**	**7/27/2022**	**169**	**Yes**	**72**	**1.861**	**0.5413**	**0**	**None**	**sqrt(x)**	**0.000396**	**Param Inter 1 of 2**
Chloride (mg/L)	BGWC-21	9.144	n/a	7/28/2022	4.7	No	72	1.861	0.5413	0	None	sqrt(x)	0.000396	Param Inter 1 of 2
Chloride (mg/L)	**BGWC-22**	**9.144**	**n/a**	**8/2/2022**	**828**	**Yes**	**72**	**1.861**	**0.5413**	**0**	**None**	**sqrt(x)**	**0.000396**	**Param Inter 1 of 2**
Chloride (mg/L)	**BGWC-23**	**9.144**	**n/a**	**8/1/2022**	**794**	**Yes**	**72**	**1.861**	**0.5413**	**0**	**None**	**sqrt(x)**	**0.000396**	**Param Inter 1 of 2**
Chloride (mg/L)	**BGWC-24**	**9.144**	**n/a**	**10/21/2022**	**836**	**Yes**	**72**	**1.861**	**0.5413**	**0**	**None**	**sqrt(x)**	**0.000396**	**Param Inter 1 of 2**
Chloride (mg/L)	BGWC-25	9.144	n/a	7/27/2022	6.2	No	72	1.861	0.5413	0	None	sqrt(x)	0.000396	Param Inter 1 of 2
Chloride (mg/L)	**BGWC-30**	**9.144**	**n/a**	**8/1/2022**	**114**	**Yes**	**72**	**1.861**	**0.5413**	**0**	**None**	**sqrt(x)**	**0.000396**	**Param Inter 1 of 2**
Chloride (mg/L)	BGWC-7	9.144	n/a	7/28/2022	8.9	No	72	1.861	0.5413	0	None	sqrt(x)	0.000396	Param Inter 1 of 2
Chloride (mg/L)	BGWC-8	9.144	n/a	7/26/2022	1.6	No	72	1.861	0.5413	0	None	sqrt(x)	0.000396	Param Inter 1 of 2
Chloride (mg/L)	**BGWC-9**	**9.144**	**n/a**	**7/26/2022**	**10.9**	**Yes**	**72**	**1.861**	**0.5413**	**0**	**None**	**sqrt(x)**	**0.000396**	**Param Inter 1 of 2**
Fluoride (mg/L)	BGWC-10	0.57	n/a	7/28/2022	0.064J	No	83	n/a	n/a	49.4	n/a	n/a	0.0002756	NP Inter (normality) 1 of 2
Fluoride (mg/L)	BGWC-12	0.57	n/a	7/27/2022	0.081J	No	83	n/a	n/a	49.4	n/a	n/a	0.0002756	NP Inter (normality) 1 of 2
Fluoride (mg/L)	BGWC-14A	0.57	n/a	7/26/2022	0.082J	No	83	n/a	n/a	49.4	n/a	n/a	0.0002756	NP Inter (normality) 1 of 2
Fluoride (mg/L)	BGWC-16	0.57	n/a	7/27/2022	0.091J	No	83	n/a	n/a	49.4	n/a	n/a	0.0002756	NP Inter (normality) 1 of 2
Fluoride (mg/L)	BGWC-17	0.57	n/a	7/27/2022	0.13	No	83	n/a	n/a	49.4	n/a	n/a	0.0002756	NP Inter (normality) 1 of 2
Fluoride (mg/L)	BGWC-18	0.57	n/a	7/27/2022	0.081J	No	83	n/a	n/a	49.4	n/a	n/a	0.0002756	NP Inter (normality) 1 of 2
Fluoride (mg/L)	BGWC-19	0.57	n/a	7/27/2022	0.071J	No	83	n/a	n/a	49.4	n/a	n/a	0.0002756	NP Inter (normality) 1 of 2
Fluoride (mg/L)	BGWC-20	0.57	n/a	7/27/2022	0.062J	No	83	n/a	n/a	49.4	n/a	n/a	0.0002756	NP Inter (normality) 1 of 2
Fluoride (mg/L)	BGWC-21	0.57	n/a	7/28/2022	0.1ND	No	83	n/a	n/a	49.4	n/a	n/a	0.0002756	NP Inter (normality) 1 of 2
Fluoride (mg/L)	BGWC-22	0.57	n/a	8/2/2022	0.19	No	83	n/a	n/a	49.4	n/a	n/a	0.0002756	NP Inter (normality) 1 of 2
Fluoride (mg/L)	BGWC-23	0.57	n/a	8/1/2022	0.07J	No	83	n/a	n/a	49.4	n/a	n/a	0.0002756	NP Inter (normality) 1 of 2
Fluoride (mg/L)	BGWC-24	0.57	n/a	10/21/2022	0.14	No	83	n/a	n/a	49.4	n/a	n/a	0.0002756	NP Inter (normality) 1 of 2
Fluoride (mg/L)	BGWC-25	0.57	n/a	7/27/2022	0.051J	No	83	n/a	n/a	49.4	n/a	n/a	0.0002756	NP Inter (normality) 1 of 2
Fluoride (mg/L)	BGWC-30	0.57	n/a	8/1/2022	0.09J	No	83	n/a	n/a	49.4	n/a	n/a	0.0002756	NP Inter (normality) 1 of 2
Fluoride (mg/L)	BGWC-7	0.57	n/a	7/28/2022	0.16	No	83	n/a	n/a	49.4	n/a	n/a	0.0002756	NP Inter (normality) 1 of 2
Fluoride (mg/L)	BGWC-8	0.57	n/a	7/26/2022	0.067J	No	83	n/a	n/a	49.4	n/a	n/a	0.0002756	NP Inter (normality) 1 of 2
Fluoride (mg/L)	BGWC-9	0.57	n/a	7/26/2022	0.11	No	83	n/a	n/a	49.4	n/a	n/a	0.0002756	NP Inter (normality) 1 of 2

Interwell Prediction Limits - All Results

Plant Bowen Client: Southern Company Data: Bowen AP-1 Printed 11/15/2022, 7:53 PM

Constituent	Well	Upper Lim.	Lower Lim.	Date	Observ.	Sig.	Bg N	Bg Mean	Std. Dev.	%NDs	ND Adj.	Transform	Alpha	Method
pH (s.u.)	BGWC-10	8.341	6.705	7/28/2022	7.63	No	84	57.26	5.773	0	None	x^2	0.000198	Param Inter 1 of 2
pH (s.u.)	BGWC-12	8.341	6.705	7/27/2022	6.85	No	84	57.26	5.773	0	None	x^2	0.000198	Param Inter 1 of 2
pH (s.u.)	BGWC-14A	8.341	6.705	7/26/2022	6.78	No	84	57.26	5.773	0	None	x^2	0.000198	Param Inter 1 of 2
pH (s.u.)	**BGWC-16**	**8.341**	**6.705**	**7/27/2022**	**6.49**	**Yes**	**84**	**57.26**	**5.773**	**0**	**None**	**x^2**	**0.000198**	**Param Inter 1 of 2**
pH (s.u.)	BGWC-17	8.341	6.705	7/27/2022	7.29	No	84	57.26	5.773	0	None	x^2	0.000198	Param Inter 1 of 2
pH (s.u.)	BGWC-18	8.341	6.705	7/27/2022	7.02	No	84	57.26	5.773	0	None	x^2	0.000198	Param Inter 1 of 2
pH (s.u.)	**BGWC-19**	**8.341**	**6.705**	**7/27/2022**	**6.55**	**Yes**	**84**	**57.26**	**5.773**	**0**	**None**	**x^2**	**0.000198**	**Param Inter 1 of 2**
pH (s.u.)	BGWC-20	8.341	6.705	7/27/2022	7.18	No	84	57.26	5.773	0	None	x^2	0.000198	Param Inter 1 of 2
pH (s.u.)	BGWC-21	8.341	6.705	7/28/2022	7.85	No	84	57.26	5.773	0	None	x^2	0.000198	Param Inter 1 of 2
pH (s.u.)	BGWC-22	8.341	6.705	8/2/2022	6.73	No	84	57.26	5.773	0	None	x^2	0.000198	Param Inter 1 of 2
pH (s.u.)	BGWC-23	8.341	6.705	8/1/2022	7	No	84	57.26	5.773	0	None	x^2	0.000198	Param Inter 1 of 2
pH (s.u.)	**BGWC-24**	**8.341**	**6.705**	**10/21/2022**	**6.3**	**Yes**	**84**	**57.26**	**5.773**	**0**	**None**	**x^2**	**0.000198**	**Param Inter 1 of 2**
pH (s.u.)	BGWC-25	8.341	6.705	7/27/2022	7.22	No	84	57.26	5.773	0	None	x^2	0.000198	Param Inter 1 of 2
pH (s.u.)	BGWC-30	8.341	6.705	8/1/2022	7.21	No	84	57.26	5.773	0	None	x^2	0.000198	Param Inter 1 of 2
pH (s.u.)	BGWC-7	8.341	6.705	7/28/2022	6.96	No	84	57.26	5.773	0	None	x^2	0.000198	Param Inter 1 of 2
pH (s.u.)	BGWC-8	8.341	6.705	7/26/2022	7.63	No	84	57.26	5.773	0	None	x^2	0.000198	Param Inter 1 of 2
pH (s.u.)	BGWC-9	8.341	6.705	7/26/2022	7.33	No	84	57.26	5.773	0	None	x^2	0.000198	Param Inter 1 of 2
Sulfate (mg/L)	**BGWC-10**	**78**	**n/a**	**7/28/2022**	**105**	**Yes**	**72**	**n/a**	**n/a**	**0**	**n/a**	**n/a**	**0.0003615**	**NP Inter (normality) 1 of 2**
Sulfate (mg/L)	**BGWC-12**	**78**	**n/a**	**7/27/2022**	**419**	**Yes**	**72**	**n/a**	**n/a**	**0**	**n/a**	**n/a**	**0.0003615**	**NP Inter (normality) 1 of 2**
Sulfate (mg/L)	**BGWC-14A**	**78**	**n/a**	**7/26/2022**	**486**	**Yes**	**72**	**n/a**	**n/a**	**0**	**n/a**	**n/a**	**0.0003615**	**NP Inter (normality) 1 of 2**
Sulfate (mg/L)	**BGWC-16**	**78**	**n/a**	**7/27/2022**	**496**	**Yes**	**72**	**n/a**	**n/a**	**0**	**n/a**	**n/a**	**0.0003615**	**NP Inter (normality) 1 of 2**
Sulfate (mg/L)	**BGWC-17**	**78**	**n/a**	**7/27/2022**	**118**	**Yes**	**72**	**n/a**	**n/a**	**0**	**n/a**	**n/a**	**0.0003615**	**NP Inter (normality) 1 of 2**
Sulfate (mg/L)	BGWC-18	78	n/a	7/27/2022	55.5	No	72	n/a	n/a	0	n/a	n/a	0.0003615	NP Inter (normality) 1 of 2
Sulfate (mg/L)	**BGWC-19**	**78**	**n/a**	**7/27/2022**	**82.7**	**Yes**	**72**	**n/a**	**n/a**	**0**	**n/a**	**n/a**	**0.0003615**	**NP Inter (normality) 1 of 2**
Sulfate (mg/L)	**BGWC-20**	**78**	**n/a**	**7/27/2022**	**617**	**Yes**	**72**	**n/a**	**n/a**	**0**	**n/a**	**n/a**	**0.0003615**	**NP Inter (normality) 1 of 2**
Sulfate (mg/L)	BGWC-21	78	n/a	7/28/2022	55.3	No	72	n/a	n/a	0	n/a	n/a	0.0003615	NP Inter (normality) 1 of 2
Sulfate (mg/L)	**BGWC-22**	**78**	**n/a**	**8/2/2022**	**762**	**Yes**	**72**	**n/a**	**n/a**	**0**	**n/a**	**n/a**	**0.0003615**	**NP Inter (normality) 1 of 2**
Sulfate (mg/L)	**BGWC-23**	**78**	**n/a**	**8/1/2022**	**528**	**Yes**	**72**	**n/a**	**n/a**	**0**	**n/a**	**n/a**	**0.0003615**	**NP Inter (normality) 1 of 2**
Sulfate (mg/L)	**BGWC-24**	**78**	**n/a**	**10/21/2022**	**389**	**Yes**	**72**	**n/a**	**n/a**	**0**	**n/a**	**n/a**	**0.0003615**	**NP Inter (normality) 1 of 2**
Sulfate (mg/L)	BGWC-25	78	n/a	7/27/2022	12.6	No	72	n/a	n/a	0	n/a	n/a	0.0003615	NP Inter (normality) 1 of 2
Sulfate (mg/L)	BGWC-30	78	n/a	8/1/2022	63.3	No	72	n/a	n/a	0	n/a	n/a	0.0003615	NP Inter (normality) 1 of 2
Sulfate (mg/L)	**BGWC-7**	**78**	**n/a**	**7/28/2022**	**268**	**Yes**	**72**	**n/a**	**n/a**	**0**	**n/a**	**n/a**	**0.0003615**	**NP Inter (normality) 1 of 2**
Sulfate (mg/L)	BGWC-8	78	n/a	7/26/2022	31.6	No	72	n/a	n/a	0	n/a	n/a	0.0003615	NP Inter (normality) 1 of 2
Sulfate (mg/L)	**BGWC-9**	**78**	**n/a**	**7/26/2022**	**88**	**Yes**	**72**	**n/a**	**n/a**	**0**	**n/a**	**n/a**	**0.0003615**	**NP Inter (normality) 1 of 2**
Total Dissolved Solids (mg/L)	BGWC-10	469.5	n/a	7/28/2022	338	No	71	14.68	3.248	0	None	sqrt(x)	0.000396	Param Inter 1 of 2
Total Dissolved Solids (mg/L)	**BGWC-12**	**469.5**	**n/a**	**7/27/2022**	**952**	**Yes**	**71**	**14.68**	**3.248**	**0**	**None**	**sqrt(x)**	**0.000396**	**Param Inter 1 of 2**
Total Dissolved Solids (mg/L)	**BGWC-14A**	**469.5**	**n/a**	**7/26/2022**	**966**	**Yes**	**71**	**14.68**	**3.248**	**0**	**None**	**sqrt(x)**	**0.000396**	**Param Inter 1 of 2**
Total Dissolved Solids (mg/L)	**BGWC-16**	**469.5**	**n/a**	**7/27/2022**	**944**	**Yes**	**71**	**14.68**	**3.248**	**0**	**None**	**sqrt(x)**	**0.000396**	**Param Inter 1 of 2**
Total Dissolved Solids (mg/L)	BGWC-17	469.5	n/a	7/27/2022	438	No	71	14.68	3.248	0	None	sqrt(x)	0.000396	Param Inter 1 of 2
Total Dissolved Solids (mg/L)	BGWC-18	469.5	n/a	7/27/2022	307	No	71	14.68	3.248	0	None	sqrt(x)	0.000396	Param Inter 1 of 2
Total Dissolved Solids (mg/L)	BGWC-19	469.5	n/a	7/27/2022	338	No	71	14.68	3.248	0	None	sqrt(x)	0.000396	Param Inter 1 of 2
Total Dissolved Solids (mg/L)	**BGWC-20**	**469.5**	**n/a**	**7/27/2022**	**1370**	**Yes**	**71**	**14.68**	**3.248**	**0**	**None**	**sqrt(x)**	**0.000396**	**Param Inter 1 of 2**
Total Dissolved Solids (mg/L)	BGWC-21	469.5	n/a	7/28/2022	259	No	71	14.68	3.248	0	None	sqrt(x)	0.000396	Param Inter 1 of 2
Total Dissolved Solids (mg/L)	**BGWC-22**	**469.5**	**n/a**	**8/2/2022**	**3440**	**Yes**	**71**	**14.68**	**3.248**	**0**	**None**	**sqrt(x)**	**0.000396**	**Param Inter 1 of 2**
Total Dissolved Solids (mg/L)	**BGWC-23**	**469.5**	**n/a**	**8/1/2022**	**2780**	**Yes**	**71**	**14.68**	**3.248**	**0**	**None**	**sqrt(x)**	**0.000396**	**Param Inter 1 of 2**
Total Dissolved Solids (mg/L)	**BGWC-24**	**469.5**	**n/a**	**10/21/2022**	**1610**	**Yes**	**71**	**14.68**	**3.248**	**0**	**None**	**sqrt(x)**	**0.000396**	**Param Inter 1 of 2**
Total Dissolved Solids (mg/L)	BGWC-25	469.5	n/a	7/27/2022	231	No	71	14.68	3.248	0	None	sqrt(x)	0.000396	Param Inter 1 of 2
Total Dissolved Solids (mg/L)	**BGWC-30**	**469.5**	**n/a**	**8/1/2022**	**582**	**Yes**	**71**	**14.68**	**3.248**	**0**	**None**	**sqrt(x)**	**0.000396**	**Param Inter 1 of 2**
Total Dissolved Solids (mg/L)	**BGWC-7**	**469.5**	**n/a**	**7/28/2022**	**732**	**Yes**	**71**	**14.68**	**3.248**	**0**	**None**	**sqrt(x)**	**0.000396**	**Param Inter 1 of 2**
Total Dissolved Solids (mg/L)	BGWC-8	469.5	n/a	7/26/2022	196	No	71	14.68	3.248	0	None	sqrt(x)	0.000396	Param Inter 1 of 2
Total Dissolved Solids (mg/L)	BGWC-9	469.5	n/a	7/26/2022	349	No	71	14.68	3.248	0	None	sqrt(x)	0.000396	Param Inter 1 of 2

Sanitas™ v.9.6.35 . UG

Exceeds Limit: BGWC-10, BGWC-12, BGWC-14A, BGWC-16, BGWC-17, BGWC-18, BGWC-19, BGWC-20, BGWC-22, BGWC-23...

Prediction Limit

Interwell Parametric

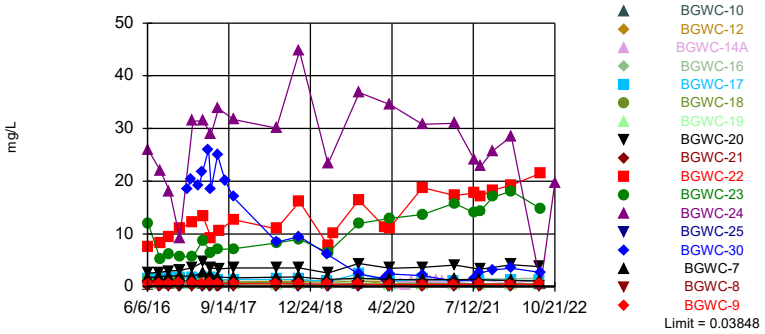

Background Data Summary (based on square root transformation) (after Kaplan-Meier Adjustment): Mean=0.1151, Std. Dev.=0.03777, n=73, 16.44% NDs. Normality test: Shapiro Francia @alpha = 0.01, calculated = 0.9687, critical = 0.956. Kappa = 2.147 (c=7, w=19, 1 of 2, event alpha = 0.05132). Report alpha = 0.007498. Individual comparison alpha = 0.000396. Comparing 17 points to limit. Assumes 2 future values.

Constituent: Boron Analysis Run 11/15/2022 7:47 PM View: Interwell PL

Plant Bowen Client: Southern Company Data: Bowen AP-1

Sanitas™ v.9.6.35 . UG

Exceeds Limit: BGWC-12, BGWC-14A, BGWC-16, BGWC-20, BGWC-22, BGWC-23, BGWC-24, BGWC-7

Prediction Limit

Interwell Non-parametric

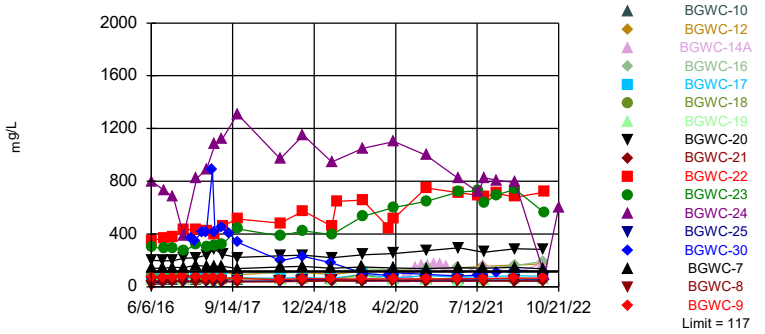

Non-parametric test used in lieu of parametric prediction limit because the Shapiro Francia normality test showed the data to be non-normal at the 0.01 alpha level. Limit is highest of 73 background values. Annual per-constituent alpha = 0.01333. Individual comparison alpha = 0.000353 (1 of 2). Comparing 17 points to limit. Assumes 2 future values.

Constituent: Calcium Analysis Run 11/15/2022 7:47 PM View: Interwell PL

Plant Bowen Client: Southern Company Data: Bowen AP-1

Sanitas™ v.9.6.35 . UG

Exceeds Limit: BGWC-10, BGWC-12, BGWC-14A, BGWC-16, BGWC-17, BGWC-18, BGWC-20, BGWC-22, BGWC-23, BGWC-24...

Prediction Limit

Interwell Parametric

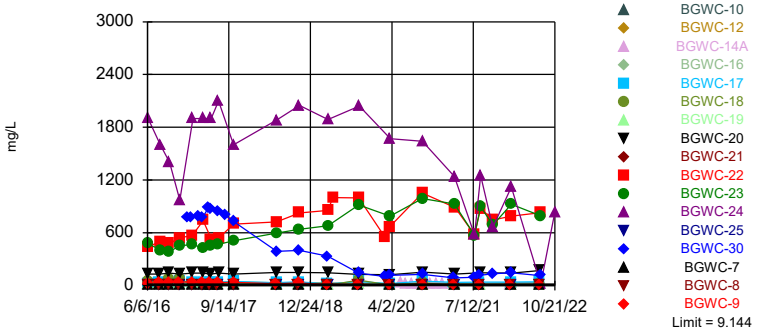

Background Data Summary (based on square root transformation): Mean=1.861, Std. Dev.=0.5413, n=72. Normality test: Shapiro Francia @alpha = 0.01, calculated = 0.9698, critical = 0.954. Kappa = 2.148 (c=7, w=19, 1 of 2, event alpha = 0.05132). Report alpha = 0.007498. Individual comparison alpha = 0.000396. Comparing 17 points to limit. Assumes 2 future values.

Constituent: Chloride Analysis Run 11/15/2022 7:47 PM View: Interwell PL

Plant Bowen Client: Southern Company Data: Bowen AP-1

Sanitas™ v.9.6.35 . UG

Hollow symbols indicate censored values.

Within Limit

Prediction Limit

Interwell Non-parametric

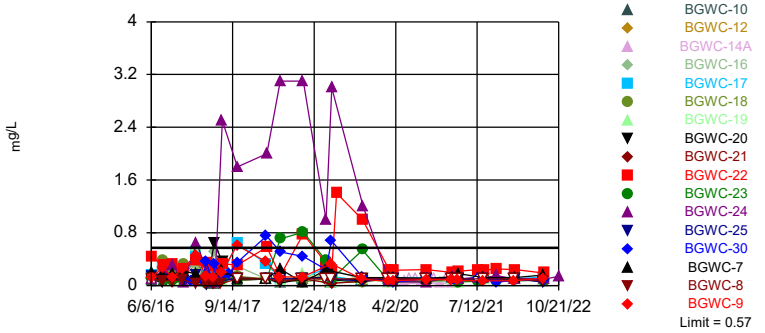

Non-parametric test used in lieu of parametric prediction limit because the Shapiro Francia normality test showed the data to be non-normal at the 0.01 alpha level. Limit is highest of 83 background values. 49.4% NDs. Annual per-constituent alpha = 0.01042. Individual comparison alpha = 0.0002756 (1 of 2). Comparing 17 points to limit. Assumes 2 future values.

Constituent: Fluoride Analysis Run 11/15/2022 7:47 PM View: Interwell PL

Plant Bowen Client: Southern Company Data: Bowen AP-1

Sanitas™ v.9.6.35 . UG

Exceeds Limits: BGWC-16, BGWC-19, BGWC-24

Prediction Limit

Interwell Parametric

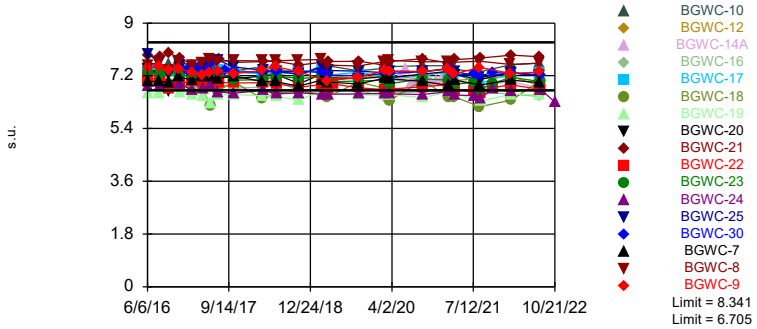

Background Data Summary (based on square transformation): Mean=57.26, Std. Dev.=5.773, n=84. Normality test: Shapiro Francia @alpha = 0.01, calculated = 0.9604, critical = 0.96. Kappa = 2.132 (c=7, w=19, 1 of 2, event alpha = 0.05132). Report alpha = 0.007498. Individual comparison alpha = 0.000198. Comparing 17 points to limit. Assumes 2 future values.

Constituent: pH Analysis Run 11/15/2022 7:47 PM View: Interwell PL

Plant Bowen Client: Southern Company Data: Bowen AP-1

Sanitas™ v.9.6.35 . UG

Exceeds Limit: BGWC-10, BGWC-12, BGWC-14A, BGWC-16, BGWC-17, BGWC-19, BGWC-20, BGWC-22, BGWC-23, BGWC-24...

Prediction Limit

Interwell Non-parametric

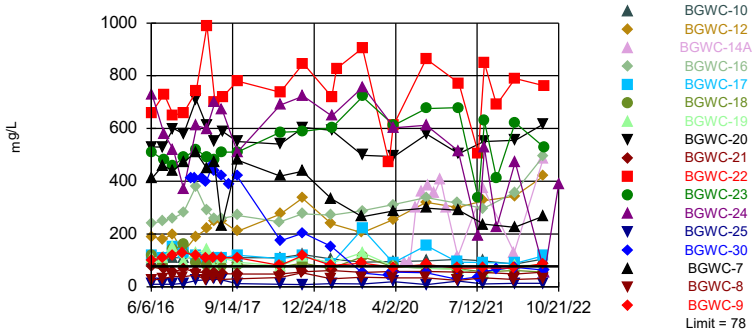

Non-parametric test used in lieu of parametric prediction limit because the Shapiro Francia normality test showed the data to be non-normal at the 0.01 alpha level. Limit is highest of 72 background values. Annual per-constituent alpha = 0.01365. Individual comparison alpha = 0.0003615 (1 of 2). Comparing 17 points to limit. Assumes 2 future values.

Constituent: Sulfate Analysis Run 11/15/2022 7:47 PM View: Interwell PL

Plant Bowen Client: Southern Company Data: Bowen AP-1

Sanitas™ v.9.6.35 . UG

Exceeds Limit: BGWC-12, BGWC-14A, BGWC-16, BGWC-20, BGWC-22, BGWC-23, BGWC-24, BGWC-30, BGWC-7

Prediction Limit

Interwell Parametric

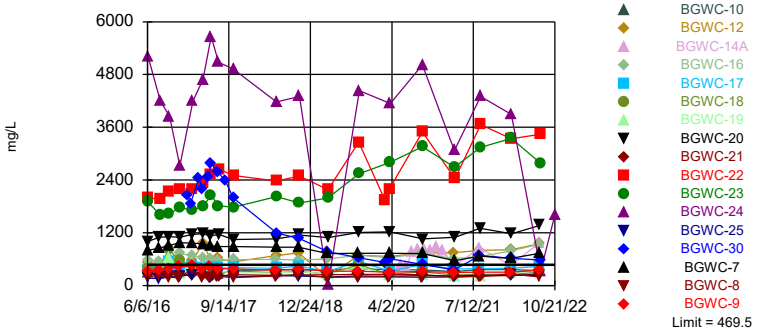

Background Data Summary (based on square root transformation): Mean=14.68, Std. Dev.=3.248, n=71. Normality test: Shapiro Francia @alpha = 0.01, calculated = 0.9587, critical = 0.953. Kappa = 2.15 (c=7, w=19, 1 of 2, event alpha = 0.05132). Report alpha = 0.007498. Individual comparison alpha = 0.000396. Comparing 17 points to limit. Assumes 2 future values.

Constituent: Total Dissolved Solids Analysis Run 11/15/2022 7:47 PM View: Interwell PL

Plant Bowen Client: Southern Company Data: Bowen AP-1

Prediction Limit

Constituent: Boron (mg/L) Analysis Run 11/15/2022 7:53 PM View: Interwell PL

Plant Bowen Client: Southern Company Data: Bowen AP-1

	BGWA-2 (bg)	BGWC-9	BGWC-16	BGWC-17	BGWC-12	BGWC-10	BGWC-8	BGWC-19	BGWC-18
6/6/2016	<0.04	0.55							
6/7/2016			1.7	1.5	1.1	0.37	0.02		
6/8/2016								0.49	1.2
6/9/2016									
8/9/2016	0.0336 (J)								
8/10/2016							0.117		
8/11/2016		0.612	1.37	1.41					
8/12/2016					0.867			0.647	0.895
8/15/2016									
8/16/2016						0.525			
8/18/2016									
8/22/2016									
10/3/2016	0.0226 (J)								
10/4/2016							0.177		
10/5/2016		0.659							
10/6/2016					0.863				
10/7/2016			1.49	1.76		0.492		0.868	1.33
10/10/2016									
11/29/2016	0.0085 (J)								
12/1/2016									
12/2/2016							0.0668		
12/5/2016		0.71			0.879				
12/6/2016			1.65	1.79		0.515			1.5
12/7/2016								0.51	
12/8/2016									
1/10/2017									
1/23/2017									
2/7/2017									
2/13/2017	<0.04								
2/14/2017							0.122		
2/15/2017		0.707			0.886				
2/16/2017			1.73	1.63		0.482		0.68	0.753
2/17/2017									
2/20/2017									
3/27/2017									
4/13/2017	0.0084 (J)								
4/14/2017							0.054		
4/17/2017		0.675							
4/18/2017			1.77		0.941	0.515			
4/19/2017				1.47				0.701	0.762
4/20/2017									
5/22/2017									
5/25/2017	0.01 (J)								
5/26/2017		0.711					0.0817		
5/30/2017			1.52	1.7					
6/1/2017								0.383	0.663
6/2/2017					1.02	0.513			
6/5/2017									
7/7/2017	0.009 (J)								
7/10/2017							0.0534		
7/11/2017		0.633							
7/12/2017						0.508			

Prediction Limit

Constituent: Boron (mg/L) Analysis Run 11/15/2022 7:53 PM View: Interwell PL

Plant Bowen Client: Southern Company Data: Bowen AP-1

	BGWA-2 (bg)	BGWC-9	BGWC-16	BGWC-17	BGWC-12	BGWC-10	BGWC-8	BGWC-19	BGWC-18
7/13/2017					0.945				
7/14/2017			1.26	1.26				0.645	0.787
7/17/2017									
7/18/2017									
7/19/2017									
8/23/2017									
10/9/2017	0.0063 (J)								
10/10/2017		0.619			0.908		0.0515		
10/11/2017			1.36	1.37		0.486		0.594	0.889
10/12/2017									
6/12/2018	0.0058 (J)	0.56	1.3				0.074		
6/13/2018									
6/14/2018				1.4	1	0.54			0.75
6/15/2018								0.44	
10/16/2018	0.0066 (J)						0.16		
10/17/2018		0.61		1.4	1				
10/18/2018			1.3			0.49			0.8
10/19/2018								0.65	
10/22/2018									
4/1/2019	0.0076 (J)	0.5			0.86 (J)		0.046 (J)		
4/2/2019			1.1	0.95 (J)		0.51 (J)			0.56 (J)
4/3/2019								0.51	
4/4/2019									
5/2/2019	0.015 (J)								
7/9/2019									
9/23/2019	0.0069 (J)								
9/24/2019		0.51					0.06		
9/25/2019					1.1	0.49			
9/26/2019			1.5	2.5				0.96	1.1
9/27/2019									
9/30/2019									
2/19/2020									
2/21/2020									
2/25/2020									
2/26/2020									
3/18/2020	0.016 (J)						0.058		
3/19/2020		0.41	1.3	1	1				
3/20/2020								0.29	0.53
3/23/2020						0.5			
3/24/2020									
3/25/2020									
5/22/2020									
5/25/2020									
6/23/2020									
7/28/2020									
9/2/2020									
9/3/2020									
9/23/2020	0.0086 (J)						0.054 (J)		
9/24/2020		0.44	1.3	1.5		0.47			0.72
9/25/2020					1				
9/28/2020								0.4	
10/1/2020									

Prediction Limit

Constituent: Boron (mg/L) Analysis Run 11/15/2022 7:53 PM View: Interwell PL

Plant Bowen Client: Southern Company Data: Bowen AP-1

	BGWA-2 (bg)	BGWC-9	BGWC-16	BGWC-17	BGWC-12	BGWC-10	BGWC-8	BGWC-19	BGWC-18
11/10/2020									
12/15/2020									
1/20/2021									
3/23/2021									
3/24/2021		0.45	1.3	1.1	1.2		0.04 (J)		0.5
3/25/2021									
3/26/2021	0.0094 (J)							0.24	
3/29/2021									
3/30/2021						0.56			
4/1/2021									
7/19/2021									
7/20/2021									
8/16/2021	0.013 (J)								
8/18/2021		0.47	1.5		1.2	0.51	0.093		
8/19/2021				1.3					0.57
8/20/2021								0.29	
8/23/2021									
8/25/2021									
11/1/2021									
2/9/2022	0.0099 (J)								
2/10/2022		0.46					0.051		
2/11/2022			1.5	1.2	1.2	0.5			
2/14/2022									
2/15/2022									
2/16/2022								0.35	0.56
7/26/2022	0.014 (J)	0.47					0.052		
7/27/2022			1.7	1.2	1.2			0.43	0.53
7/28/2022						0.52			
8/1/2022									
8/2/2022									
8/3/2022									
10/21/2022									

Prediction Limit

Constituent: Boron (mg/L) Analysis Run 11/15/2022 7:53 PM View: Interwell PL

Plant Bowen Client: Southern Company Data: Bowen AP-1

	BGWC-20	BGWC-22	BGWC-21	BGWC-25	BGWC-7	BGWC-24	BGWC-23	BGWA-29 (bg)	BGWC-30
6/6/2016									
6/7/2016									
6/8/2016	2.6	7.6	0.12	0.029 (J)	1.7				
6/9/2016						26	12		
8/9/2016									
8/10/2016									
8/11/2016					1.95				
8/12/2016	2.74								
8/15/2016				0.0228 (J)					
8/16/2016									
8/18/2016		8.37	0.191			22	5.2		
8/22/2016								0.0132 (J)	
10/3/2016									
10/4/2016								0.0065 (J)	
10/5/2016									
10/6/2016					2.06				
10/7/2016									
10/10/2016	3	9.46	0.13	0.0305 (J)		18.1	6.13		
11/29/2016									
12/1/2016								<0.04	
12/2/2016									
12/5/2016									
12/6/2016					2.05				
12/7/2016	3.08					9.19	5.7		
12/8/2016		11.1	0.144	0.0164 (J)					
1/10/2017								<0.04	
1/23/2017									18.6
2/7/2017									20.4
2/13/2017									
2/14/2017								<0.04	
2/15/2017					2.01				
2/16/2017									
2/17/2017	3.63	12.2	0.0685						
2/20/2017				0.0154 (J)		31.4	5.7		
3/27/2017									19.1
4/13/2017									
4/14/2017								<0.04	
4/17/2017									21.8
4/18/2017					2.58				
4/19/2017	4.68		0.0743			31.4	8.79		
4/20/2017		13.3		0.0283 (J)					
5/22/2017									26
5/25/2017								<0.04	
5/26/2017									
5/30/2017									
6/1/2017	3.57		0.0499	0.0467					
6/2/2017					2.22				
6/5/2017		9.19				29	6.39		18.6
7/7/2017									
7/10/2017								<0.04	
7/11/2017									25
7/12/2017									

Prediction Limit

Constituent: Boron (mg/L) Analysis Run 11/15/2022 7:53 PM View: Interwell PL

Plant Bowen Client: Southern Company Data: Bowen AP-1

	BGWC-20	BGWC-22	BGWC-21	BGWC-25	BGWC-7	BGWC-24	BGWC-23	BGWA-29 (bg)	BGWC-30
7/13/2017									
7/14/2017					1.85				
7/17/2017				0.0171 (J)		33.8	7.06		
7/18/2017	3.37		0.0544						
7/19/2017		10.6							
8/23/2017									20.2
10/9/2017									
10/10/2017								<0.04	17
10/11/2017	3.54			0.0141 (J)	1.72	31.7	7.18		
10/12/2017		12.7	0.0494						
6/12/2018								0.0056 (J)	
6/13/2018	3.6				1.8	30.1	8.3		
6/14/2018		11	0.035 (J)	0.017 (J)					
6/15/2018									8.5
10/16/2018								0.0071 (J)	
10/17/2018									
10/18/2018					1.9				
10/19/2018			0.028 (J)						
10/22/2018	3.6	16.1		0.03 (J)		44.7	9		9.5
4/1/2019								0.0048 (J)	
4/2/2019					1.4				6.1 (J)
4/3/2019	2.6	7.9	0.12			23.3	6.5		
4/4/2019				0.02 (J)					
5/2/2019		10.1							
7/9/2019									
9/23/2019								0.0052 (J)	
9/24/2019					1.6				
9/25/2019									
9/26/2019	4.4								
9/27/2019		16.4					12		2.4
9/30/2019			0.04 (J)	0.038 (J)		36.8			
2/19/2020								0.0057 (J)	
2/21/2020									
2/25/2020		11.2							
2/26/2020									1.5
3/18/2020								0.0054 (J)	
3/19/2020					1.4				
3/20/2020		11.1	0.03 (J)						
3/23/2020	3.5						13		2.4
3/24/2020				0.032 (J)					
3/25/2020						34.5			
5/22/2020									
5/25/2020									
6/23/2020									
7/28/2020									
9/2/2020									
9/3/2020									
9/23/2020								<0.04	
9/24/2020		18.8	0.037 (J)				13.7		
9/25/2020					1.3	30.8			2.1
9/28/2020	3.7			0.049 (J)					
10/1/2020									

Prediction Limit

Constituent: Boron (mg/L) Analysis Run 11/15/2022 7:53 PM View: Interwell PL

Plant Bowen Client: Southern Company Data: Bowen AP-1

	BGWC-20	BGWC-22	BGWC-21	BGWC-25	BGWC-7	BGWC-24	BGWC-23	BGWA-29 (bg)	BGWC-30
11/10/2020									
12/15/2020									
1/20/2021									
3/23/2021								<0.04	
3/24/2021									
3/25/2021									1.1
3/26/2021				0.17		31	15.8		
3/29/2021	4.1	17.3	0.038 (J)						
3/30/2021					1.4				
4/1/2021									
7/19/2021		17.8				24	14		
7/20/2021									1.4
8/16/2021								<0.04	
8/18/2021									
8/19/2021				0.038 (J)	1.3				2.6
8/20/2021	3.3		0.045						
8/23/2021		17.2				22.8	14.4		
8/25/2021									
11/1/2021		18.3				25.8	17		3.2
2/9/2022									
2/10/2022								0.012 (J)	
2/11/2022					1.2				
2/14/2022							18.1		3.5
2/15/2022		19.3				28.5			
2/16/2022	4.2		0.053	0.048					
7/26/2022								0.013 (J)	
7/27/2022	3.8			0.051					
7/28/2022			0.035 (J)		1.1				
8/1/2022							14.8		2.7
8/2/2022		21.5				0.52			
8/3/2022									
10/21/2022						19.7 (R)			

Prediction Limit

Constituent: Boron (mg/L) Analysis Run 11/15/2022 7:53 PM View: Interwell PL

Plant Bowen Client: Southern Company Data: Bowen AP-1

	BGWA-33 (bg)	BGWC-14A	BGWA-47D (bg)	BGWA-48D (bg)
6/6/2016				
6/7/2016				
6/8/2016				
6/9/2016				
8/9/2016				
8/10/2016				
8/11/2016				
8/12/2016				
8/15/2016				
8/16/2016				
8/18/2016				
8/22/2016				
10/3/2016				
10/4/2016				
10/5/2016				
10/6/2016				
10/7/2016				
10/10/2016				
11/29/2016				
12/1/2016				
12/2/2016				
12/5/2016				
12/6/2016				
12/7/2016				
12/8/2016				
1/10/2017				
1/23/2017				
2/7/2017				
2/13/2017				
2/14/2017				
2/15/2017				
2/16/2017				
2/17/2017				
2/20/2017				
3/27/2017				
4/13/2017				
4/14/2017				
4/17/2017				
4/18/2017				
4/19/2017				
4/20/2017				
5/22/2017				
5/25/2017				
5/26/2017				
5/30/2017				
6/1/2017				
6/2/2017				
6/5/2017				
7/7/2017				
7/10/2017				
7/11/2017				
7/12/2017				

Prediction Limit

Constituent: Boron (mg/L) Analysis Run 11/15/2022 7:53 PM View: Interwell PL

Plant Bowen Client: Southern Company Data: Bowen AP-1

	BGWA-33 (bg)	BGWC-14A	BGWA-47D (bg)	BGWA-48D (bg)
7/13/2017				
7/14/2017				
7/17/2017				
7/18/2017				
7/19/2017				
8/23/2017				
10/9/2017				
10/10/2017				
10/11/2017				
10/12/2017				
6/12/2018				
6/13/2018				
6/14/2018				
6/15/2018				
10/16/2018				
10/17/2018				
10/18/2018				
10/19/2018				
10/22/2018				
4/1/2019				
4/2/2019				
4/3/2019	0.66 (o)			
4/4/2019				
5/2/2019				
7/9/2019	0.027 (J)			
9/23/2019				
9/24/2019				
9/25/2019				
9/26/2019				
9/27/2019	0.033 (J)			
9/30/2019				
2/19/2020				
2/21/2020	0.02 (J)			
2/25/2020				
2/26/2020				
3/18/2020				
3/19/2020				
3/20/2020	0.043 (J)			
3/23/2020				
3/24/2020				
3/25/2020				
5/22/2020		0.54	0.024 (J)	
5/25/2020				0.018 (J)
6/23/2020		0.45	0.019 (J)	0.015 (J)
7/28/2020		0.97	0.03 (J)	0.024 (J)
9/2/2020		1.1	0.022 (J)	
9/3/2020				0.022 (J)
9/23/2020				
9/24/2020				
9/25/2020	0.02 (J)			
9/28/2020				
10/1/2020		1.2	0.025 (J)	0.027 (J)

Prediction Limit

Constituent: Boron (mg/L) Analysis Run 11/15/2022 7:53 PM View: Interwell PL

Plant Bowen Client: Southern Company Data: Bowen AP-1

	BGWA-33 (bg)	BGWC-14A	BGWA-47D (bg)	BGWA-48D (bg)
11/10/2020		1.1	0.025 (J)	0.032 (J)
12/15/2020		1.2	0.031 (J)	0.034 (J)
1/20/2021		1.1	0.022 (J)	0.034 (J)
3/23/2021				
3/24/2021		0.6		
3/25/2021			0.017 (J)	0.026 (J)
3/26/2021				
3/29/2021				
3/30/2021				
4/1/2021	0.0069 (J)			
7/19/2021				
7/20/2021				
8/16/2021			0.021 (J)	0.034 (J)
8/18/2021		1.3		
8/19/2021				
8/20/2021				
8/23/2021				
8/25/2021	0.0093 (J)			
11/1/2021				
2/9/2022		0.57	0.017 (J)	0.038 (J)
2/10/2022				
2/11/2022				
2/14/2022				
2/15/2022				
2/16/2022	0.01 (J)			
7/26/2022		1.3	0.022 (J)	0.017 (J)
7/27/2022				
7/28/2022				
8/1/2022				
8/2/2022				
8/3/2022	0.015 (J)			
10/21/2022				

Prediction Limit

Constituent: Calcium (mg/L) Analysis Run 11/15/2022 7:53 PM View: Interwell PL

Plant Bowen Client: Southern Company Data: Bowen AP-1

	BGWA-2 (bg)	BGWC-9	BGWC-16	BGWC-17	BGWC-12	BGWC-10	BGWC-8	BGWC-19	BGWC-18
6/6/2016	39	66							
6/7/2016			120	65	90	50	7.9		
6/8/2016								55	76
6/9/2016									
8/9/2016	32.2								
8/10/2016							36.8		
8/11/2016		65.2	111	61					
8/12/2016					76.6			61.2	61.7
8/15/2016									
8/16/2016						49.2			
8/18/2016									
8/22/2016									
10/3/2016	34.1								
10/4/2016							39.7		
10/5/2016		66.7							
10/6/2016					78.7				
10/7/2016			103	71		52.6		70.2	84.7
10/10/2016									
11/29/2016	29.7								
12/1/2016									
12/2/2016							37.8		
12/5/2016		74.6			80.9				
12/6/2016			117	68.7		55.4			88.1
12/7/2016								48.6	
12/8/2016									
1/10/2017									
1/23/2017									
2/7/2017									
2/13/2017	31.2								
2/14/2017							35.2		
2/15/2017		74.6			90.7				
2/16/2017			124	65.5		53.2		64.7	53.7
2/17/2017									
2/20/2017									
3/27/2017									
4/13/2017	30.5								
4/14/2017							37.5		
4/17/2017		65.6							
4/18/2017			120		94.8	58			
4/19/2017				68.9				69.5	57.1
4/20/2017									
5/22/2017									
5/25/2017	33.8								
5/26/2017		70.4					41.7		
5/30/2017			111	72.6					
6/1/2017								50.8	44.8
6/2/2017					108	55.8			
6/5/2017									
7/7/2017	33.1								
7/10/2017							39		
7/11/2017		66.9							
7/12/2017						58.1			

Prediction Limit

Constituent: Calcium (mg/L) Analysis Run 11/15/2022 7:53 PM View: Interwell PL

Plant Bowen Client: Southern Company Data: Bowen AP-1

	BGWA-2 (bg)	BGWC-9	BGWC-16	BGWC-17	BGWC-12	BGWC-10	BGWC-8	BGWC-19	BGWC-18
7/13/2017					111				
7/14/2017			109	70.6				67	60
7/17/2017									
7/18/2017									
7/19/2017									
8/23/2017									
10/9/2017	33.6								
10/10/2017		61.7			93		36.9		
10/11/2017			109	67.3		55.7		57.3	67
10/12/2017									
6/12/2018	32.4	53.4	104				38.1		
6/13/2018									
6/14/2018				65.7	109	58.4			53.1
6/15/2018								49.7	
10/16/2018	34.6						44.8		
10/17/2018		63		69.7	110				
10/18/2018			112			57.8			60.4
10/19/2018								63.1	
10/22/2018									
4/1/2019	48.2	59.3			94.8		47.2		
4/2/2019			117	63.9		57.8			53.3
4/3/2019								51.3	
4/4/2019									
5/2/2019	44.8								
9/23/2019	36.3								
9/24/2019		57.6					42.4		
9/25/2019					115	58.1			
9/26/2019			136	94.2				80.8	91.7
9/27/2019									
9/30/2019									
2/19/2020									
2/21/2020									
2/25/2020									
2/26/2020									
3/18/2020	40.1						43		
3/19/2020		61.5	130	68.1	120				
3/20/2020								52.1	49.3
3/23/2020						61.1			
3/24/2020									
3/25/2020									
5/22/2020									
5/25/2020									
6/23/2020									
7/28/2020									
9/2/2020									
9/3/2020									
9/23/2020	45.2						41.6		
9/24/2020		59	141	84.9		58.8			68.7
9/25/2020					135				
9/28/2020								50.1	
10/1/2020									
11/10/2020									

Prediction Limit

Constituent: Calcium (mg/L) Analysis Run 11/15/2022 7:53 PM View: Interwell PL

Plant Bowen Client: Southern Company Data: Bowen AP-1

	BGWA-2 (bg)	BGWC-9	BGWC-16	BGWC-17	BGWC-12	BGWC-10	BGWC-8	BGWC-19	BGWC-18
12/15/2020									
1/20/2021									
3/23/2021									
3/24/2021		59.9	140	72	144		42.1		48.2
3/25/2021									
3/26/2021	46.7							46.4	
3/29/2021									
3/30/2021						61.3			
4/1/2021									
7/19/2021									
7/20/2021									
8/16/2021	48.3								
8/18/2021		63	139		156	61.1	44.5		
8/19/2021				74					49.2
8/20/2021								47.2	
8/23/2021									
8/25/2021									
11/1/2021									
2/9/2022	52.3								
2/10/2022		65.6					44.9		
2/11/2022			160	83.5	164	66.2			
2/14/2022									
2/15/2022									
2/16/2022								60.5	49
7/26/2022	46.7	66.3					41.8		
7/27/2022			194	80.9	175			63.2	65.9
7/28/2022						63			
8/1/2022									
8/2/2022									
8/3/2022									
10/21/2022									

Prediction Limit

Constituent: Calcium (mg/L) Analysis Run 11/15/2022 7:53 PM View: Interwell PL

Plant Bowen Client: Southern Company Data: Bowen AP-1

	BGWC-20	BGWC-22	BGWC-21	BGWC-25	BGWC-7	BGWC-24	BGWC-23	BGWA-29 (bg)	BGWC-30
6/6/2016									
6/7/2016									
6/8/2016	200	350	43	32	140				
6/9/2016						800	300		
8/9/2016									
8/10/2016									
8/11/2016					141				
8/12/2016	196								
8/15/2016				33.1					
8/16/2016									
8/18/2016		370	38.6			730	290		
8/22/2016								21.4	
10/3/2016									
10/4/2016								20.9	
10/5/2016									
10/6/2016					147				
10/7/2016									
10/10/2016	198	375	37.5	41		680	296		
11/29/2016									
12/1/2016								19.8	
12/2/2016									
12/5/2016									
12/6/2016					146				
12/7/2016	215					387	271		
12/8/2016		434	43.4	38.5					
1/10/2017								20.4	
1/23/2017									372
2/7/2017									351
2/13/2017									
2/14/2017								20.9	
2/15/2017					163				
2/16/2017									
2/17/2017	221	434	41						
2/20/2017				40.7		823	323		
3/27/2017									417
4/13/2017									
4/14/2017								20.7 (J)	
4/17/2017									415
4/18/2017					155				
4/19/2017	240		39.4			893 (J)	298		
4/20/2017		422		40.7					
5/22/2017									885
5/25/2017								22.8 (J)	
5/26/2017									
5/30/2017									
6/1/2017	286		42.3	44.2					
6/2/2017					156				
6/5/2017		398				1080	310		413
7/7/2017									
7/10/2017								22.3	
7/11/2017									449
7/12/2017									

Prediction Limit

Constituent: Calcium (mg/L) Analysis Run 11/15/2022 7:53 PM View: Interwell PL

Plant Bowen Client: Southern Company Data: Bowen AP-1

	BGWC-20	BGWC-22	BGWC-21	BGWC-25	BGWC-7	BGWC-24	BGWC-23	BGWA-29 (bg)	BGWC-30
7/13/2017									
7/14/2017					157				
7/17/2017				41.9		1120	319		
7/18/2017	244		40.9						
7/19/2017		461							
8/23/2017									409
10/9/2017									
10/10/2017								4.09	339
10/11/2017	222			41.1	137	1310	438		
10/12/2017		515	43.3						
6/12/2018								20.3 (J)	
6/13/2018	234				151	970	385		
6/14/2018		482	39.4	44.8					
6/15/2018									198
10/16/2018								19.4 (J)	
10/17/2018									
10/18/2018					154				
10/19/2018			40.6						
10/22/2018	241	575		52.2		1150	424		230
4/1/2019								24.6	
4/2/2019					140				181
4/3/2019	220	458	43.4			945	396		
4/4/2019				54.8					
5/2/2019		647							
9/23/2019								19.2	
9/24/2019					151				
9/25/2019									
9/26/2019	243								
9/27/2019		658					533		103
9/30/2019			43.2	47.8		1050			
2/19/2020								20.8	
2/21/2020									
2/25/2020		445							
2/26/2020									85.3
3/18/2020								22.4	
3/19/2020					142				
3/20/2020		514	48.2						
3/23/2020	253						602		107
3/24/2020				49.6					
3/25/2020						1100			
5/22/2020									
5/25/2020									
6/23/2020									
7/28/2020									
9/2/2020									
9/3/2020									
9/23/2020								20.1	
9/24/2020		750	42				647		
9/25/2020					138	998			93.3
9/28/2020	273			50.7					
10/1/2020									
11/10/2020									

Prediction Limit

Constituent: Calcium (mg/L) Analysis Run 11/15/2022 7:53 PM View: Interwell PL

Plant Bowen Client: Southern Company Data: Bowen AP-1

	BGWC-20	BGWC-22	BGWC-21	BGWC-25	BGWC-7	BGWC-24	BGWC-23	BGWA-29 (bg)	BGWC-30
12/15/2020									
1/20/2021									
3/23/2021								22.1	
3/24/2021									
3/25/2021									81.1
3/26/2021				52.8		821	717		
3/29/2021	296	714	46.6						
3/30/2021					145				
4/1/2021									
7/19/2021		693				717	728		
7/20/2021									87.8
8/16/2021								21.5	
8/18/2021									
8/19/2021				51.2	141				109
8/20/2021	262		45.1						
8/23/2021		681				827	638		
8/25/2021									
11/1/2021		708				808	695		108
2/9/2022									
2/10/2022								20.3	
2/11/2022					148				
2/14/2022							740		129
2/15/2022		680				791			
2/16/2022	288		44.1	51.4					
7/26/2022								20	
7/27/2022	284			52.1					
7/28/2022			43.1		136				
8/1/2022							559		111
8/2/2022		717				90			
8/3/2022									
10/21/2022						600 (R)			

Prediction Limit

Constituent: Calcium (mg/L) Analysis Run 11/15/2022 7:53 PM View: Interwell PL

Plant Bowen Client: Southern Company Data: Bowen AP-1

	BGWA-33 (bg)	BGWC-14A	BGWA-47D (bg)	BGWA-48D (bg)
6/6/2016				
6/7/2016				
6/8/2016				
6/9/2016				
8/9/2016				
8/10/2016				
8/11/2016				
8/12/2016				
8/15/2016				
8/16/2016				
8/18/2016				
8/22/2016				
10/3/2016				
10/4/2016				
10/5/2016				
10/6/2016				
10/7/2016				
10/10/2016				
11/29/2016				
12/1/2016				
12/2/2016				
12/5/2016				
12/6/2016				
12/7/2016				
12/8/2016				
1/10/2017				
1/23/2017				
2/7/2017				
2/13/2017				
2/14/2017				
2/15/2017				
2/16/2017				
2/17/2017				
2/20/2017				
3/27/2017				
4/13/2017				
4/14/2017				
4/17/2017				
4/18/2017				
4/19/2017				
4/20/2017				
5/22/2017				
5/25/2017				
5/26/2017				
5/30/2017				
6/1/2017				
6/2/2017				
6/5/2017				
7/7/2017				
7/10/2017				
7/11/2017				
7/12/2017				

Prediction Limit

Constituent: Calcium (mg/L) Analysis Run 11/15/2022 7:53 PM View: Interwell PL

Plant Bowen Client: Southern Company Data: Bowen AP-1

	BGWA-33 (bg)	BGWC-14A	BGWA-47D (bg)	BGWA-48D (bg)
7/13/2017				
7/14/2017				
7/17/2017				
7/18/2017				
7/19/2017				
8/23/2017				
10/9/2017				
10/10/2017				
10/11/2017				
10/12/2017				
6/12/2018				
6/13/2018				
6/14/2018				
6/15/2018				
10/16/2018				
10/17/2018				
10/18/2018				
10/19/2018				
10/22/2018				
4/1/2019				
4/2/2019				
4/3/2019	44.9			
4/4/2019				
5/2/2019				
9/23/2019				
9/24/2019				
9/25/2019				
9/26/2019				
9/27/2019	41.2			
9/30/2019				
2/19/2020				
2/21/2020	50.1			
2/25/2020				
2/26/2020				
3/18/2020				
3/19/2020				
3/20/2020	52.2			
3/23/2020				
3/24/2020				
3/25/2020				
5/22/2020		73.4	74	
5/25/2020				36.5
6/23/2020		80.1	99.5	39.4
7/28/2020		140	96.2	40.3
9/2/2020		159	109	
9/3/2020				51.8
9/23/2020				
9/24/2020				
9/25/2020	51.8			
9/28/2020				
10/1/2020		162	107	61.9
11/10/2020		170	117	80.3

Prediction Limit

Constituent: Calcium (mg/L) Analysis Run 11/15/2022 7:53 PM View: Interwell PL

Plant Bowen Client: Southern Company Data: Bowen AP-1

	BGWA-33 (bg)	BGWC-14A	BGWA-47D (bg)	BGWA-48D (bg)
12/15/2020		169	110	70.3
1/20/2021		157	111	67.5
3/23/2021				
3/24/2021		91.9		
3/25/2021			109	68.3
3/26/2021				
3/29/2021				
3/30/2021				
4/1/2021	49.5			
7/19/2021				
7/20/2021				
8/16/2021			108	61
8/18/2021		166		
8/19/2021				
8/20/2021				
8/23/2021				
8/25/2021	46.3			
11/1/2021				
2/9/2022		97.5	112	46.3
2/10/2022				
2/11/2022				
2/14/2022				
2/15/2022				
2/16/2022	47.5			
7/26/2022		185	105	34.5
7/27/2022				
7/28/2022				
8/1/2022				
8/2/2022				
8/3/2022	69.4			
10/21/2022				

Prediction Limit

Constituent: Chloride (mg/L) Analysis Run 11/15/2022 7:53 PM View: Interwell PL

Plant Bowen Client: Southern Company Data: Bowen AP-1

	BGWA-2 (bg)	BGWC-9	BGWC-16	BGWC-17	BGWC-12	BGWC-10	BGWC-8	BGWC-19	BGWC-18
6/6/2016	2.9	27							
6/7/2016			37	26	44	19	2		
6/8/2016								23	48
6/9/2016									
8/9/2016	2.5								
8/10/2016							2.1		
8/11/2016		30	41	34					
8/12/2016					43			26	27
8/15/2016									
8/16/2016						20			
8/18/2016									
8/22/2016									
10/3/2016	2.5								
10/4/2016							2.3		
10/5/2016		36							
10/6/2016					41				
10/7/2016			44	38		21		41	72
10/10/2016									
11/29/2016	2.6								
12/1/2016									
12/2/2016							2.1		
12/5/2016		40			41				
12/6/2016			48	45		22			73
12/7/2016								23	
12/8/2016									
1/10/2017									
1/23/2017									
2/7/2017									
2/13/2017	2.1								
2/14/2017							2		
2/15/2017		38			39				
2/16/2017			46	40		22		31	19
2/17/2017									
2/20/2017									
3/27/2017									
4/13/2017	2.1								
4/14/2017							1.7		
4/17/2017		35							
4/18/2017			41		39	21			
4/19/2017				38				30	13
4/20/2017									
5/22/2017									
5/25/2017	2.4								
5/26/2017		35					1.6		
5/30/2017			38	41					
6/1/2017								13	8
6/2/2017					37	20			
6/5/2017									
7/7/2017	1.9								
7/10/2017							1.5		
7/11/2017		33							
7/12/2017						23			

Prediction Limit

Constituent: Chloride (mg/L) Analysis Run 11/15/2022 7:53 PM View: Interwell PL

Plant Bowen Client: Southern Company Data: Bowen AP-1

	BGWA-2 (bg)	BGWC-9	BGWC-16	BGWC-17	BGWC-12	BGWC-10	BGWC-8	BGWC-19	BGWC-18
7/13/2017					38				
7/14/2017			35	36				19	11
7/17/2017									
7/18/2017									
7/19/2017									
8/23/2017									
10/9/2017	1.9								
10/10/2017		35			38		1.9		
10/11/2017			36	45		24		19	24
10/12/2017									
6/12/2018	3.4	21.3	27.2				2.3		
6/13/2018									
6/14/2018				33.3	30.5	23.1			7.3
6/15/2018								9.3	
10/16/2018	3.3						2.6		
10/17/2018		29.4		41.8	30.7				
10/18/2018			25.2			26.9			10.9
10/19/2018								15.3	
10/22/2018									
4/1/2019	4.2	13.4			24.1		1.8		
4/2/2019			20.3	18.7		24.1			4.5
4/3/2019								9.7	
4/4/2019									
5/2/2019	4.3								
9/23/2019	3.1								
9/24/2019		13.2					1.5		
9/25/2019					23.6	25.1			
9/26/2019			28.7	47.1				26	60.5
9/27/2019									
9/30/2019									
2/19/2020									
2/21/2020									
2/25/2020									
2/26/2020									
3/18/2020	3.1						1.5		
3/19/2020		7.3	22	21.9	20.5				
3/20/2020								6.6	5.3
3/23/2020						20.8			
3/24/2020									
3/25/2020									
5/22/2020									
5/25/2020									
6/23/2020									
7/28/2020									
9/2/2020									
9/3/2020									
9/23/2020	4.2						1.5		
9/24/2020		9.2	28.8	50.1		25.4			30.3
9/25/2020					20.2				
9/28/2020								8.6	
10/1/2020									
11/10/2020									

Prediction Limit

Constituent: Chloride (mg/L) Analysis Run 11/15/2022 7:53 PM View: Interwell PL

Plant Bowen Client: Southern Company Data: Bowen AP-1

	BGWA-2 (bg)	BGWC-9	BGWC-16	BGWC-17	BGWC-12	BGWC-10	BGWC-8	BGWC-19	BGWC-18
12/15/2020									
1/20/2021									
3/23/2021									
3/24/2021		8	24	35.6	18.4		1.5		6.1
3/25/2021									
3/26/2021	3.6							5.8	
3/29/2021									
3/30/2021						23.8			
4/1/2021									
7/19/2021									
7/20/2021									
8/16/2021	3.4								
8/18/2021		8.5	19.9		15.8	25.1	1.7		
8/19/2021				38.2					10.4
8/20/2021								4.4	
8/23/2021									
8/25/2021									
11/1/2021									
2/9/2022	3.7								
2/10/2022		8.9					1.6		
2/11/2022			22.3	38.5	16.4	28.2			
2/14/2022									
2/15/2022									
2/16/2022								6.7	7.7
7/26/2022	3.2	10.9					1.6		
7/27/2022			23.1	43.2	16.2			7.8	14.9
7/28/2022						30			
8/1/2022									
8/2/2022									
8/3/2022									
10/21/2022									

Prediction Limit

Constituent: Chloride (mg/L) Analysis Run 11/15/2022 7:53 PM View: Interwell PL

Plant Bowen Client: Southern Company Data: Bowen AP-1

	BGWC-20	BGWC-22	BGWC-21	BGWC-25	BGWC-7	BGWC-24	BGWC-23	BGWA-29 (bg)	BGWC-30
6/6/2016									
6/7/2016									
6/8/2016	130	440	7.1	6.4	11				
6/9/2016						1900	480		
8/9/2016									
8/10/2016									
8/11/2016					11				
8/12/2016	130								
8/15/2016				4.3					
8/16/2016									
8/18/2016		500	6.9			1600	400		
8/22/2016								4.2	
10/3/2016									
10/4/2016								2.1	
10/5/2016									
10/6/2016					11				
10/7/2016									
10/10/2016	140	480	7.1	3.5		1400	390		
11/29/2016									
12/1/2016								1.8	
12/2/2016									
12/5/2016									
12/6/2016					11				
12/7/2016	130					970	450		
12/8/2016		540	6.3	2.8					
1/10/2017								1.6	
1/23/2017									780
2/7/2017									780
2/13/2017									
2/14/2017								1.9	
2/15/2017					12				
2/16/2017									
2/17/2017	140	570	5.6						
2/20/2017				4.2		1900	470		
3/27/2017									790
4/13/2017									
4/14/2017								1.5	
4/17/2017									770
4/18/2017					12				
4/19/2017	140		5			1900	420		
4/20/2017		740		4.1					
5/22/2017									890
5/25/2017								1.5	
5/26/2017									
5/30/2017									
6/1/2017	130		4.9	4.4					
6/2/2017					11				
6/5/2017		530				1900	450		870
7/7/2017									
7/10/2017								1.6	
7/11/2017									840
7/12/2017									

Prediction Limit

Constituent: Chloride (mg/L) Analysis Run 11/15/2022 7:53 PM View: Interwell PL

Plant Bowen Client: Southern Company Data: Bowen AP-1

	BGWC-20	BGWC-22	BGWC-21	BGWC-25	BGWC-7	BGWC-24	BGWC-23	BGWA-29 (bg)	BGWC-30
7/13/2017									
7/14/2017					11				
7/17/2017				5		2100	470		
7/18/2017	140		4.2						
7/19/2017		540							
8/23/2017									800
10/9/2017									
10/10/2017								1.7	730
10/11/2017	130			4.1	12	1600	510		
10/12/2017		700	4.8						
6/12/2018								1.8	
6/13/2018	150				10.8	1880	598		
6/14/2018		725	3.3	3.4					
6/15/2018									390
10/16/2018								1.5	
10/17/2018									
10/18/2018					11.7				
10/19/2018			4.1						
10/22/2018	149	827		3.9		2050	639		400
4/1/2019								1.6	
4/2/2019					9.4				333
4/3/2019	144	856	5			1890	679		
4/4/2019				3.8					
5/2/2019		999							
9/23/2019								1.2	
9/24/2019					8				
9/25/2019									
9/26/2019	128								
9/27/2019		996					918		143
9/30/2019			4.7	5.2		2040			
2/19/2020								1.3	
2/21/2020									
2/25/2020		547							
2/26/2020									100
3/18/2020								1.4	
3/19/2020					8.4				
3/20/2020		665	4.2						
3/23/2020	125						788		117
3/24/2020				3.6					
3/25/2020						1670			
5/22/2020									
5/25/2020									
6/23/2020									
7/28/2020									
9/2/2020									
9/3/2020									
9/23/2020								1.1	
9/24/2020		1050	4				988		
9/25/2020					13.1	1640			127
9/28/2020	152			5.6					
10/1/2020									
11/10/2020									

Prediction Limit

Constituent: Chloride (mg/L) Analysis Run 11/15/2022 7:53 PM View: Interwell PL

Plant Bowen Client: Southern Company Data: Bowen AP-1

	BGWC-20	BGWC-22	BGWC-21	BGWC-25	BGWC-7	BGWC-24	BGWC-23	BGWA-29 (bg)	BGWC-30
12/15/2020									
1/20/2021									
3/23/2021								1.2	
3/24/2021									
3/25/2021									85.5
3/26/2021				5.7		1240	928		
3/29/2021	131	886	5						
3/30/2021					8.8				
4/1/2021									
7/19/2021		579				575	570		
7/20/2021									95.3
8/16/2021								1.1	
8/18/2021									
8/19/2021				5.1	7.6				117
8/20/2021	144		4.4						
8/23/2021		879				1250	898		
8/25/2021									
11/1/2021		744				661	688		133
2/9/2022									
2/10/2022								1.2	
2/11/2022					8				
2/14/2022							925		146
2/15/2022		789				1120			
2/16/2022	141		4	5.7					
7/26/2022								0.97 (J)	
7/27/2022	169			6.2					
7/28/2022			4.7		8.9				
8/1/2022							794		114
8/2/2022		828				17.1			
8/3/2022									
10/21/2022						836 (R)			

Prediction Limit

Constituent: Chloride (mg/L) Analysis Run 11/15/2022 7:53 PM View: Interwell PL

Plant Bowen Client: Southern Company Data: Bowen AP-1

	BGWA-33 (bg)	BGWC-14A	BGWA-47D (bg)	BGWA-48D (bg)
6/6/2016				
6/7/2016				
6/8/2016				
6/9/2016				
8/9/2016				
8/10/2016				
8/11/2016				
8/12/2016				
8/15/2016				
8/16/2016				
8/18/2016				
8/22/2016				
10/3/2016				
10/4/2016				
10/5/2016				
10/6/2016				
10/7/2016				
10/10/2016				
11/29/2016				
12/1/2016				
12/2/2016				
12/5/2016				
12/6/2016				
12/7/2016				
12/8/2016				
1/10/2017				
1/23/2017				
2/7/2017				
2/13/2017				
2/14/2017				
2/15/2017				
2/16/2017				
2/17/2017				
2/20/2017				
3/27/2017				
4/13/2017				
4/14/2017				
4/17/2017				
4/18/2017				
4/19/2017				
4/20/2017				
5/22/2017				
5/25/2017				
5/26/2017				
5/30/2017				
6/1/2017				
6/2/2017				
6/5/2017				
7/7/2017				
7/10/2017				
7/11/2017				
7/12/2017				

Prediction Limit

Constituent: Chloride (mg/L) Analysis Run 11/15/2022 7:53 PM View: Interwell PL

Plant Bowen Client: Southern Company Data: Bowen AP-1

	BGWA-33 (bg)	BGWC-14A	BGWA-47D (bg)	BGWA-48D (bg)
7/13/2017				
7/14/2017				
7/17/2017				
7/18/2017				
7/19/2017				
8/23/2017				
10/9/2017				
10/10/2017				
10/11/2017				
10/12/2017				
6/12/2018				
6/13/2018				
6/14/2018				
6/15/2018				
10/16/2018				
10/17/2018				
10/18/2018				
10/19/2018				
10/22/2018				
4/1/2019				
4/2/2019				
4/3/2019	5.2			
4/4/2019				
5/2/2019				
9/23/2019				
9/24/2019				
9/25/2019				
9/26/2019				
9/27/2019	394 (o)			
9/30/2019				
2/19/2020				
2/21/2020	2.6			
2/25/2020				
2/26/2020				
3/18/2020				
3/19/2020				
3/20/2020	4			
3/23/2020				
3/24/2020				
3/25/2020				
5/22/2020		32	6.6	
5/25/2020				4
6/23/2020		15.7	5.9	5.5
7/28/2020		20.6	5.9	4.6
9/2/2020		18.9	6	
9/3/2020				6.3
9/23/2020				
9/24/2020				
9/25/2020	3.3			
9/28/2020				
10/1/2020		18.6	6	7.5
11/10/2020		19.6	5.5	7.7

Prediction Limit

Constituent: Chloride (mg/L) Analysis Run 11/15/2022 7:53 PM View: Interwell PL

Plant Bowen Client: Southern Company Data: Bowen AP-1

	BGWA-33 (bg)	BGWC-14A	BGWA-47D (bg)	BGWA-48D (bg)
12/15/2020		20.7	6.3	8
1/20/2021		21.9	5.7	7.2
3/23/2021				
3/24/2021		14.1		
3/25/2021			5.7	7.5
3/26/2021				
3/29/2021				
3/30/2021				
4/1/2021	2.9			
7/19/2021				
7/20/2021				
8/16/2021			5.7	8
8/18/2021		17.1		
8/19/2021				
8/20/2021				
8/23/2021				
8/25/2021	3.3			
11/1/2021				
2/9/2022		10.8	5.4	8.9
2/10/2022				
2/11/2022				
2/14/2022				
2/15/2022				
2/16/2022	2.8			
7/26/2022		19.6	5.5	4.6
7/27/2022				
7/28/2022				
8/1/2022				
8/2/2022				
8/3/2022	3.4			
10/21/2022				

Prediction Limit

Constituent: Fluoride (mg/L) Analysis Run 11/15/2022 7:53 PM View: Interwell PL

Plant Bowen Client: Southern Company Data: Bowen AP-1

	BGWA-2 (bg)	BGWC-9	BGWC-16	BGWC-17	BGWC-12	BGWC-10	BGWC-8	BGWC-19	BGWC-18
6/6/2016	0.11 (J)	0.12 (J)							
6/7/2016			<0.1	0.15 (J)	<0.1	0.09 (J)	<0.1		
6/8/2016								<0.1	0.1 (J)
6/9/2016									
8/9/2016	0.09 (J)								
8/10/2016							0.07 (J)		
8/11/2016		0.27 (J)	0.12 (J)	0.3 (J)					
8/12/2016					0.08 (J)			0.2 (J)	0.39
8/15/2016									
8/16/2016						0.09 (J)			
8/18/2016									
8/22/2016									
10/3/2016	0.11 (J)								
10/4/2016							0.07 (J)		
10/5/2016		0.12 (J)							
10/6/2016					0.06 (J)				
10/7/2016			0.08 (J)	0.14 (J)		0.17 (J)		0.07 (J)	0.16 (J)
10/10/2016									
11/29/2016	0.11 (J)								
12/1/2016									
12/2/2016							0.09 (J)		
12/5/2016		0.26 (J)			0.12 (J)				
12/6/2016			0.24 (J)	0.19 (J)		0.16 (J)			0.32
12/7/2016								0.09 (J)	
12/8/2016									
1/10/2017									
1/23/2017									
2/7/2017									
2/13/2017	0.12 (J)								
2/14/2017							0.02 (J)		
2/15/2017		0.46			0.33				
2/16/2017			0.31	0.51		0.38		0.6	0.38
2/17/2017									
2/20/2017									
3/27/2017									
4/13/2017	0.1 (J)								
4/14/2017							0.02 (J)		
4/17/2017		0.14 (J)							
4/18/2017			0.02 (J)		0.006 (J)	0.12 (J)			
4/19/2017				0.18 (J)				0.09 (J)	0.08 (J)
4/20/2017									
5/22/2017									
5/25/2017	0.08 (J)								
5/26/2017		0.13 (J)					0.02 (J)		
5/30/2017			0.51	0.15 (J)					
6/1/2017								0.05 (J)	0.09 (J)
6/2/2017					0.04 (J)	0.03 (J)			
6/5/2017									
7/7/2017	0.13 (J)								
7/10/2017							0.03 (J)		
7/11/2017		0.2 (J)							
7/12/2017						0.15 (J)			

Prediction Limit

Constituent: Fluoride (mg/L) Analysis Run 11/15/2022 7:53 PM View: Interwell PL

Plant Bowen Client: Southern Company Data: Bowen AP-1

	BGWA-2 (bg)	BGWC-9	BGWC-16	BGWC-17	BGWC-12	BGWC-10	BGWC-8	BGWC-19	BGWC-18
7/13/2017					0.17 (J)				
7/14/2017			0.14 (J)	0.16 (J)				0.08 (J)	0.06 (J)
7/17/2017									
7/18/2017									
7/19/2017									
8/23/2017									
10/9/2017	0.11 (J)								
10/10/2017		0.61			0.08 (J)		<0.1		
10/11/2017			0.29 (J)	0.64		0.07 (J)		0.11 (J)	0.14 (J)
10/12/2017									
3/26/2018	<0.1						<0.1		
3/27/2018		0.36	<0.1	0.33		<0.1		<0.1	<0.1
3/28/2018					<0.1				
3/29/2018									
6/12/2018	0.086 (J)	0.13 (J)	0.061 (J)				0.061 (J)		
6/13/2018									
6/14/2018				0.11 (J)	<0.1	0.046 (J)			0.095 (J)
6/15/2018								0.07 (J)	
10/16/2018	0.06 (J)						<0.1		
10/17/2018		0.13 (J)		<0.1	<0.1				
10/18/2018			<0.1			<0.1			0.054 (J)
10/19/2018								0.17 (J)	
10/22/2018									
2/25/2019	<0.1		0.13 (J)				<0.1		
2/27/2019				0.26 (J)					<0.1
2/28/2019					0.18 (J)	0.14 (J)			
3/1/2019								0.14 (J)	
4/1/2019	0.047 (J)	0.33			0.065 (J)		<0.1		
4/2/2019			0.23 (J)	0.14 (J)		0.044 (J)			0.044 (J)
4/3/2019								0.051 (J)	
4/4/2019									
5/2/2019	<0.1								
9/23/2019	0.076 (J)								
9/24/2019		0.096 (J)					<0.1		
9/25/2019					0.13 (J)	0.075 (J)			
9/26/2019			<0.1	0.071 (J)				<0.1	0.052 (J)
9/27/2019									
9/30/2019									
2/18/2020	<0.1								
2/19/2020							<0.1		
2/20/2020		0.063 (J)	<0.1			<0.1			
2/21/2020									
2/24/2020				0.11 (J)	0.051 (J)			0.05 (J)	<0.1
2/25/2020									
2/26/2020									
3/18/2020	<0.1						<0.1		
3/19/2020		0.074 (J)	0.052 (J)	0.12 (J)	<0.1				
3/20/2020								<0.1	<0.1
3/23/2020						<0.1			
3/24/2020									
3/25/2020									
5/22/2020									

Prediction Limit

Constituent: Fluoride (mg/L) Analysis Run 11/15/2022 7:53 PM View: Interwell PL

Plant Bowen Client: Southern Company Data: Bowen AP-1

	BGWA-2 (bg)	BGWC-9	BGWC-16	BGWC-17	BGWC-12	BGWC-10	BGWC-8	BGWC-19	BGWC-18
5/25/2020									
6/23/2020									
7/28/2020									
9/2/2020									
9/3/2020									
9/23/2020	<0.1						<0.1		
9/24/2020		0.091 (J)	0.059 (J)	0.12		<0.1			0.058 (J)
9/25/2020					<0.1				
9/28/2020								<0.1	
10/1/2020									
11/10/2020									
12/15/2020									
1/20/2021									
2/16/2021	<0.1						<0.1		
2/17/2021		0.086 (J)							
2/18/2021			0.064 (J)	0.1		<0.1		<0.1	<0.1
2/19/2021					<0.1				
2/23/2021									
3/8/2021									
3/23/2021									
3/24/2021		0.075 (J)	0.053 (J)	0.11	<0.1		<0.1		<0.1
3/25/2021									
3/26/2021	<0.1							0.053 (J)	
3/29/2021									
3/30/2021						<0.1			
4/1/2021									
7/19/2021									
7/20/2021									
8/16/2021	<0.1								
8/18/2021		0.073 (J)	<0.1		<0.1	<0.1	<0.1		
8/19/2021				0.097 (J)					<0.1
8/20/2021								<0.1	
8/23/2021									
8/25/2021									
11/1/2021									
2/9/2022	<0.1								
2/10/2022		0.071 (J)					<0.1		
2/11/2022			0.056 (J)	0.1	<0.1	<0.1			
2/14/2022									
2/15/2022									
2/16/2022								<0.1	<0.1
7/26/2022	0.066 (J)	0.11					0.067 (J)		
7/27/2022			0.091 (J)	0.13	0.081 (J)			0.071 (J)	0.081 (J)
7/28/2022						0.064 (J)			
8/1/2022									
8/2/2022									
8/3/2022									
10/21/2022									

Prediction Limit

Constituent: Fluoride (mg/L) Analysis Run 11/15/2022 7:53 PM View: Interwell PL

Plant Bowen Client: Southern Company Data: Bowen AP-1

	BGWC-20	BGWC-22	BGWC-21	BGWC-25	BGWC-7	BGWC-24	BGWC-23	BGWA-29 (bg)	BGWC-30
6/6/2016									
6/7/2016									
6/8/2016	0.09 (J)	0.43	<0.1	0.14 (J)	0.19 (J)				
6/9/2016						<0.1	0.12 (J)		
8/9/2016									
8/10/2016									
8/11/2016					0.15 (J)				
8/12/2016	0.04 (J)								
8/15/2016				0.08 (J)					
8/16/2016									
8/18/2016		0.3 (J)	0.09 (J)			0.24 (J)	0.08 (J)		
8/22/2016								0.04 (J)	
10/3/2016									
10/4/2016								0.06 (J)	
10/5/2016									
10/6/2016					0.17 (J)				
10/7/2016									
10/10/2016	0.06 (J)	0.32	0.04 (J)	0.1 (J)		0.3	0.09 (J)		
11/29/2016									
12/1/2016								0.08 (J)	
12/2/2016									
12/5/2016									
12/6/2016					0.22 (J)				
12/7/2016	0.07 (J)					0.05 (J)	0.08 (J)		
12/8/2016		0.26 (J)	0.08 (J)	0.06 (J)					
1/10/2017								0.03 (J)	
1/23/2017									0.06 (J)
2/7/2017									0.09 (J)
2/13/2017									
2/14/2017								<0.1	
2/15/2017					0.18 (J)				
2/16/2017									
2/17/2017	0.06 (J)	0.39	0.08 (J)						
2/20/2017				0.16 (J)		0.65	0.09 (J)		
3/27/2017									0.09 (J)
4/13/2017									
4/14/2017								0.01 (J)	
4/17/2017									0.36
4/18/2017					0.11 (J)				
4/19/2017	0.005 (J)		0.04 (J)			0.21 (J)	0.03 (J)		
4/20/2017		0.34		0.02 (J)					
5/22/2017									0.05 (J)
5/25/2017								0.005 (J)	
5/26/2017									
5/30/2017									
6/1/2017	0.65		0.03 (J)	0.04 (J)					
6/2/2017					0.07 (J)				
6/5/2017		0.29 (J)				0.05 (J)	<0.1		0.32
7/7/2017									
7/10/2017								0.06 (J)	
7/11/2017									0.13 (J)
7/12/2017									

Prediction Limit

Constituent: Fluoride (mg/L) Analysis Run 11/15/2022 7:53 PM View: Interwell PL

Plant Bowen Client: Southern Company Data: Bowen AP-1

	BGWC-20	BGWC-22	BGWC-21	BGWC-25	BGWC-7	BGWC-24	BGWC-23	BGWA-29 (bg)	BGWC-30
7/13/2017									
7/14/2017					0.23 (J)				
7/17/2017				0.07 (J)		2.5	0.09 (J)		
7/18/2017	0.36		0.08 (J)						
7/19/2017		0.33							
8/23/2017									0.17 (J)
10/9/2017									
10/10/2017								<0.1	0.35
10/11/2017	<0.1			0.11 (J)	0.1 (J)	1.8	0.09 (J)		
10/12/2017		0.31	0.12 (J)						
3/26/2018								<0.1	0.75
3/27/2018					<0.1				
3/28/2018	<0.1		<0.1	<0.1					
3/29/2018		0.58				2	<0.1		
6/12/2018								0.053 (J)	
6/13/2018	0.038 (J)				0.25 (J)	3.1	0.71		
6/14/2018		0.15 (J)	<0.1	<0.1					
6/15/2018									0.51
10/16/2018								<0.1	
10/17/2018									
10/18/2018					0.047 (J)				
10/19/2018			<0.1						
10/22/2018	<0.1	0.78		<0.1		3.1	0.81		0.44
2/25/2019									
2/27/2019	0.13 (J)							<0.1	
2/28/2019					0.23 (J)				
3/1/2019		0.34		0.12 (J)		1	0.38		0.24 (J)
4/1/2019								<0.1	
4/2/2019					0.22 (J)				0.68
4/3/2019	0.072 (J)	0.23 (J)	0.032 (J)			3	0.1 (J)		
4/4/2019				<0.1					
5/2/2019		1.4							
9/23/2019								<0.1	
9/24/2019					0.12 (J)				
9/25/2019									
9/26/2019	<0.1								
9/27/2019		1					0.54		0.13 (J)
9/30/2019			0.066 (J)	0.065 (J)		1.2			
2/18/2020									
2/19/2020								<0.1	
2/20/2020									
2/21/2020					0.12 (J)				
2/24/2020	<0.1								
2/25/2020		0.24 (J)					0.066 (J)		
2/26/2020			<0.1	<0.1		0.064 (J)			0.057 (J)
3/18/2020								<0.1	
3/19/2020					0.12 (J)				
3/20/2020		0.23 (J)	<0.1						
3/23/2020	<0.1						0.056 (J)		0.054 (J)
3/24/2020				<0.1					
3/25/2020						0.056 (J)			
5/22/2020									

Prediction Limit

Constituent: Fluoride (mg/L) Analysis Run 11/15/2022 7:53 PM View: Interwell PL

Plant Bowen Client: Southern Company Data: Bowen AP-1

	BGWC-20	BGWC-22	BGWC-21	BGWC-25	BGWC-7	BGWC-24	BGWC-23	BGWA-29 (bg)	BGWC-30
5/25/2020									
6/23/2020									
7/28/2020									
9/2/2020									
9/3/2020									
9/23/2020								<0.1	
9/24/2020		0.24	<0.1				0.062 (J)		
9/25/2020					0.11	0.054 (J)			<0.1
9/28/2020	<0.1			<0.1					
10/1/2020									
11/10/2020									
12/15/2020									
1/20/2021									
2/16/2021								<0.1	
2/17/2021									
2/18/2021	<0.1				0.13				
2/19/2021		0.2	<0.1			0.14	<0.1		
2/23/2021				<0.1					
3/8/2021									<0.1
3/23/2021								<0.1	
3/24/2021									
3/25/2021									<0.1
3/26/2021				<0.1		0.095 (J)	0.054 (J)		
3/29/2021	<0.1	0.22	<0.1						
3/30/2021					0.18				
4/1/2021									
7/19/2021		0.24				0.13	0.065 (J)		
7/20/2021									<0.1
8/16/2021								<0.1	
8/18/2021									
8/19/2021				<0.1	0.12				<0.1
8/20/2021	<0.1		<0.1						
8/23/2021		0.23				0.12	<0.1		
8/25/2021									
11/1/2021		0.25				0.15	0.068 (J)		0.055 (J)
2/9/2022									
2/10/2022								<0.1	
2/11/2022					0.12				
2/14/2022							<0.1		0.075 (J)
2/15/2022		0.24				<0.1			
2/16/2022	<0.1		<0.1	<0.1					
7/26/2022								0.058 (J)	
7/27/2022	0.062 (J)			0.051 (J)					
7/28/2022			<0.1		0.16				
8/1/2022							0.07 (J)		0.09 (J)
8/2/2022		0.19				0.097 (J)			
8/3/2022									
10/21/2022						0.14 (R)			

Prediction Limit

Constituent: Fluoride (mg/L) Analysis Run 11/15/2022 7:53 PM View: Interwell PL

Plant Bowen Client: Southern Company Data: Bowen AP-1

	BGWA-33 (bg)	BGWA-47D (bg)	BGWC-14A	BGWA-48D (bg)
6/6/2016				
6/7/2016				
6/8/2016				
6/9/2016				
8/9/2016				
8/10/2016				
8/11/2016				
8/12/2016				
8/15/2016				
8/16/2016				
8/18/2016				
8/22/2016				
10/3/2016				
10/4/2016				
10/5/2016				
10/6/2016				
10/7/2016				
10/10/2016				
11/29/2016				
12/1/2016				
12/2/2016				
12/5/2016				
12/6/2016				
12/7/2016				
12/8/2016				
1/10/2017				
1/23/2017				
2/7/2017				
2/13/2017				
2/14/2017				
2/15/2017				
2/16/2017				
2/17/2017				
2/20/2017				
3/27/2017				
4/13/2017				
4/14/2017				
4/17/2017				
4/18/2017				
4/19/2017				
4/20/2017				
5/22/2017				
5/25/2017				
5/26/2017				
5/30/2017				
6/1/2017				
6/2/2017				
6/5/2017				
7/7/2017				
7/10/2017				
7/11/2017				
7/12/2017				

Prediction Limit

Constituent: Fluoride (mg/L) Analysis Run 11/15/2022 7:53 PM View: Interwell PL

Plant Bowen Client: Southern Company Data: Bowen AP-1

	BGWA-33 (bg)	BGWA-47D (bg)	BGWC-14A	BGWA-48D (bg)
7/13/2017				
7/14/2017				
7/17/2017				
7/18/2017				
7/19/2017				
8/23/2017				
10/9/2017				
10/10/2017				
10/11/2017				
10/12/2017				
3/26/2018				
3/27/2018				
3/28/2018				
3/29/2018				
6/12/2018				
6/13/2018				
6/14/2018				
6/15/2018				
10/16/2018				
10/17/2018				
10/18/2018				
10/19/2018				
10/22/2018				
2/25/2019				
2/27/2019				
2/28/2019				
3/1/2019				
4/1/2019				
4/2/2019				
4/3/2019	0.085 (J)			
4/4/2019				
5/2/2019				
9/23/2019				
9/24/2019				
9/25/2019				
9/26/2019				
9/27/2019	0.33			
9/30/2019				
2/18/2020				
2/19/2020				
2/20/2020				
2/21/2020	0.059 (J)			
2/24/2020				
2/25/2020				
2/26/2020				
3/18/2020				
3/19/2020				
3/20/2020	0.061 (J)			
3/23/2020				
3/24/2020				
3/25/2020				
5/22/2020		0.054 (J)	0.065 (J)	

Prediction Limit

Constituent: Fluoride (mg/L) Analysis Run 11/15/2022 7:53 PM View: Interwell PL

Plant Bowen Client: Southern Company Data: Bowen AP-1

	BGWA-33 (bg)	BGWA-47D (bg)	BGWC-14A	BGWA-48D (bg)
5/25/2020				0.19 (J)
6/23/2020		<0.1	<0.1	0.19
7/28/2020		<0.1	<0.1	0.57
9/2/2020		<0.1	0.061 (J)	
9/3/2020				0.11
9/23/2020				
9/24/2020				
9/25/2020	0.068 (J)			
9/28/2020				
10/1/2020		<0.1	<0.1	0.063 (J)
11/10/2020		<0.1	<0.1	<0.1
12/15/2020		<0.1	0.052	<0.1
1/20/2021		<0.1	<0.1	<0.1
2/16/2021				
2/17/2021		<0.1		<0.1
2/18/2021			0.055 (J)	
2/19/2021	0.062 (J)			
2/23/2021				
3/8/2021				
3/23/2021				
3/24/2021			<0.1	
3/25/2021		<0.1		<0.1
3/26/2021				
3/29/2021				
3/30/2021				
4/1/2021	0.06 (J)			
7/19/2021				
7/20/2021				
8/16/2021		<0.1		<0.1
8/18/2021			<0.1	
8/19/2021				
8/20/2021				
8/23/2021				
8/25/2021	0.088 (J)			
11/1/2021				
2/9/2022		<0.1	<0.1	0.065 (J)
2/10/2022				
2/11/2022				
2/14/2022				
2/15/2022				
2/16/2022	0.061 (J)			
7/26/2022		0.064 (J)	0.082 (J)	0.086 (J)
7/27/2022				
7/28/2022				
8/1/2022				
8/2/2022				
8/3/2022	0.079 (J)			
10/21/2022				

Prediction Limit

Constituent: pH (s.u.) Analysis Run 11/15/2022 7:53 PM View: Interwell PL

Plant Bowen Client: Southern Company Data: Bowen AP-1

	BGWA-2 (bg)	BGWC-9	BGWC-16	BGWC-17	BGWC-12	BGWC-10	BGWC-8	BGWC-19	BGWC-18
6/6/2016	7.69	7.46							
6/7/2016			6.99	7.41	7.56	7.49	7.55		
6/8/2016								6.58	6.93
6/9/2016									
8/9/2016	7.72								
8/10/2016							7.66		
8/11/2016		7.51	6.93	7.39					
8/12/2016					7.47			6.59	6.98
8/15/2016						7.51			
8/18/2016									
8/22/2016									
10/3/2016	7.74								
10/4/2016									
10/5/2016		7.37					7.37		
10/6/2016					7.26	7.58			
10/7/2016			6.79	7.33				6.77	6.91
10/10/2016									
11/29/2016	7.74								
12/1/2016									
12/2/2016							7.67		
12/5/2016		7.42			7.58				
12/6/2016			6.95	7.4		7.44			7.06
12/7/2016								6.63	
12/8/2016									
1/10/2017									
1/23/2017									
2/7/2017									
2/13/2017	7.63								
2/14/2017							7.54		
2/15/2017		7.32			7.32				
2/16/2017			6.8	7.21		7.21		6.55	6.62
2/17/2017									
2/20/2017									
3/27/2017									
4/13/2017	7.57								
4/14/2017							7.63		
4/17/2017		7.23							
4/18/2017			6.9		7.31	7.39			
4/19/2017				7.06				6.5	6.75
4/20/2017									
5/22/2017									
5/25/2017	7.84								
5/26/2017		7.29					7.76		
5/30/2017			6.99	7.51					
6/1/2017								6.27	6.18
6/2/2017					7.36	7.38			
6/5/2017									
7/7/2017	7.82								
7/10/2017							7.7		
7/11/2017		7.34							
7/12/2017						7.37			
7/13/2017					7.24				

Prediction Limit

Constituent: pH (s.u.) Analysis Run 11/15/2022 7:53 PM View: Interwell PL

Plant Bowen Client: Southern Company Data: Bowen AP-1

	BGWA-2 (bg)	BGWC-9	BGWC-16	BGWC-17	BGWC-12	BGWC-10	BGWC-8	BGWC-19	BGWC-18
7/14/2017			6.93	7.39				6.56	6.68
7/17/2017									
7/18/2017									
7/19/2017									
8/23/2017									
10/9/2017	7.8								
10/10/2017		7.28			7.46		7.72		
10/11/2017			6.78	7.3		7.37		6.56	7
10/12/2017									
3/26/2018	7.74						7.71		
3/27/2018		7.38	6.81	7.28		7.51		6.52	6.41
3/28/2018					7.22				
3/29/2018									
6/12/2018	7.88	7.51	7.01				7.71		
6/13/2018									
6/14/2018				7.22	7.35	7.48			6.61
6/15/2018								6.5	
10/16/2018	7.73						7.74		
10/17/2018		7.34		7.37	7.4				
10/18/2018			6.7			7.2			6.67
10/19/2018								6.38	
10/22/2018									
2/25/2019	7.78		6.74				7.75		
2/27/2019				7.38					6.58
2/28/2019					7.28	7.55			
3/1/2019								6.7	
4/1/2019	7.7	7.03			7.23		7.57		
4/2/2019			6.75	7.22		7.54			6.48
4/3/2019								6.58	
4/4/2019									
5/2/2019	7.71								
9/23/2019	7.58								
9/24/2019		7.14					7.53		
9/25/2019					7.1	7.37			
9/26/2019			6.7	7.32				6.55	6.99
9/27/2019									
9/30/2019									
2/18/2020	7.67								
2/19/2020							7.68		
2/20/2020		7.37	6.48			7.46			
2/21/2020									
2/24/2020				7.16	7.28			6.54	6.77
2/25/2020									
2/26/2020									
3/18/2020	7.65						7.73		
3/19/2020		7.35	6.6	7.14	7.18				
3/20/2020								6.56	6.35
3/23/2020						7.51			
3/24/2020									
3/25/2020									
5/22/2020									
5/25/2020									

Prediction Limit

Constituent: pH (s.u.) Analysis Run 11/15/2022 7:53 PM View: Interwell PL

Plant Bowen Client: Southern Company Data: Bowen AP-1

	BGWA-2 (bg)	BGWC-9	BGWC-16	BGWC-17	BGWC-12	BGWC-10	BGWC-8	BGWC-19	BGWC-18
6/23/2020									
7/28/2020									
9/2/2020									
9/3/2020									
9/23/2020	7.32						7.67		
9/24/2020		7.34	6.66	7.2		7.54			7.05
9/25/2020					7.1				
9/28/2020								6.45	
10/1/2020									
11/10/2020									
12/15/2020									
1/20/2021									
2/16/2021	7.75						7.69		
2/17/2021		7.43							
2/18/2021			6.66	7.33		7.54		6.66	6.48
2/19/2021					7				
2/23/2021									
3/8/2021									
3/23/2021									
3/24/2021		7.26	6.7	7.27	7.04		7.66		6.48
3/25/2021									
3/26/2021	7.63							6.61	
3/29/2021									
3/30/2021						7.41			
4/1/2021									
7/19/2021									
7/20/2021									
8/16/2021	7.46								
8/18/2021		7.49	6.66		7.09	7.34	7.7		
8/19/2021				6.94					6.15
8/20/2021								6.33	
8/23/2021									
8/25/2021									
11/1/2021									
2/9/2022	7.36								
2/10/2022		7.28					7.59		
2/11/2022			6.57	7.27	7.18	7.58			
2/14/2022									
2/15/2022									
2/16/2022								6.57	6.37
7/26/2022	7.45	7.33					7.63		
7/27/2022			6.49	7.29	6.85			6.55	7.02
7/28/2022						7.63			
8/1/2022									
8/2/2022									
8/3/2022									
10/21/2022									

Prediction Limit

Constituent: pH (s.u.) Analysis Run 11/15/2022 7:53 PM View: Interwell PL

Plant Bowen Client: Southern Company Data: Bowen AP-1

	BGWC-20	BGWC-22	BGWC-21	BGWC-25	BGWC-7	BGWC-24	BGWC-23	BGWA-29 (bg)	BGWC-30
6/6/2016									
6/7/2016									
6/8/2016	7.45	7.1	7.88	7.95	7				
6/9/2016						6.83	7.3		
8/9/2016									
8/10/2016					7.02				
8/11/2016									
8/12/2016	7.18								
8/15/2016				7.66					
8/18/2016		7.1	7.86			6.88	7.27		
8/22/2016								7.91	
10/3/2016									
10/4/2016								7.81	
10/5/2016					6.96				
10/6/2016									
10/7/2016									
10/10/2016	6.66	6.77	7.96	7.26		6.95	7.35		
11/29/2016									
12/1/2016								8.06	
12/2/2016									
12/5/2016					7.16				
12/6/2016									
12/7/2016	7.46					6.91	7.23		
12/8/2016		6.94	7.82	7.55					
1/10/2017								7.97	
1/23/2017									7.39
2/7/2017									7.35
2/13/2017									
2/14/2017								7.89	
2/15/2017					7.05				
2/16/2017									
2/17/2017	7.17	7.02	7.56						
2/20/2017				7.45		6.71	7.17		
3/27/2017									7.46
4/13/2017									
4/14/2017								7.86	
4/17/2017					7.17				7.19
4/18/2017									
4/19/2017	7.01		7.42			6.76	7.22		
4/20/2017		6.95		7.58					
5/22/2017									7.4
5/25/2017								8.11	
5/26/2017									
5/30/2017									
6/1/2017	7.18		7.61	7.65	7.17				
6/2/2017									
6/5/2017		7.07				6.87	7.31		7.69
7/7/2017									
7/10/2017								8.12	
7/11/2017									7.29
7/12/2017									
7/13/2017					7.11				

Prediction Limit

Constituent: pH (s.u.) Analysis Run 11/15/2022 7:53 PM View: Interwell PL

Plant Bowen Client: Southern Company Data: Bowen AP-1

	BGWC-20	BGWC-22	BGWC-21	BGWC-25	BGWC-7	BGWC-24	BGWC-23	BGWA-29 (bg)	BGWC-30
7/14/2017									
7/17/2017				7.73		6.65	7.3		
7/18/2017	7.2		7.77						
7/19/2017		6.97							
8/23/2017									7.37
10/9/2017									
10/10/2017								8.13	7.34
10/11/2017	7.1			7.5	7.19	6.6	7.05		
10/12/2017		6.95	7.65						
3/26/2018					7			7.98	7.33
3/27/2018									
3/28/2018	7.19		7.69	7.39					
3/29/2018		6.96				6.7	7.06		
6/12/2018					7			8.09	
6/13/2018	7.24					6.58	7.19		
6/14/2018		6.92	7.7	7.35					
6/15/2018									7.35
10/16/2018								7.64	
10/17/2018									
10/18/2018					6.84				
10/19/2018			7.57						
10/22/2018	6.93	6.81		7.25		6.61	7.11		7.35
2/25/2019									
2/27/2019	7.26				7.05			8	
2/28/2019									
3/1/2019		6.9		7.5		6.57	7.16		7.32
4/1/2019					6.99			7.85	
4/2/2019									7.22
4/3/2019	7.14	6.77	7.69			6.57	7		
4/4/2019				7.38					
5/2/2019		6.92							
9/23/2019								7.98	
9/24/2019					6.92				
9/25/2019									
9/26/2019	7.1								
9/27/2019		6.79					7.02		
9/30/2019			7.7	7.36		6.58			7.2
2/18/2020									
2/19/2020								8.01	
2/20/2020									
2/21/2020					7.12				
2/24/2020	7.17								
2/25/2020		6.72					7.05		
2/26/2020			7.55	7.3		6.6			7.28
3/18/2020								8.12	
3/19/2020					7.1				
3/20/2020		6.75	7.69						
3/23/2020	7.14						6.93		7.28
3/24/2020				7.36					
3/25/2020						6.58			
5/22/2020									
5/25/2020									

Prediction Limit

Constituent: pH (s.u.) Analysis Run 11/15/2022 7:53 PM View: Interwell PL

Plant Bowen Client: Southern Company Data: Bowen AP-1

	BGWC-20	BGWC-22	BGWC-21	BGWC-25	BGWC-7	BGWC-24	BGWC-23	BGWA-29 (bg)	BGWC-30
6/23/2020									
7/28/2020									
9/2/2020									
9/3/2020									
9/23/2020								8.08	
9/24/2020		6.82	7.78				7.09		
9/25/2020					7.01	6.56			7.34
9/28/2020	7.26			7.35					
10/1/2020									
11/10/2020									
12/15/2020									
1/20/2021									
2/16/2021								8	
2/17/2021									
2/18/2021	7.35				6.88				
2/19/2021		6.9	7.64			6.66	7.05		
2/23/2021				7.44					
3/8/2021									7.44
3/23/2021								8	
3/24/2021									
3/25/2021									7.21
3/26/2021				7.36		6.54	6.91		
3/29/2021	7.24	6.71	7.75						
3/30/2021					7.05				
4/1/2021									
7/19/2021		6.67				6.53	6.98		
7/20/2021									7.28
8/16/2021								7.6	
8/18/2021									
8/19/2021				7.15	6.89				7.2
8/20/2021	7.07		7.8						
8/23/2021		6.59				6.44	6.73		
8/25/2021									
11/1/2021		6.8				6.75	6.94		7.3
2/9/2022									
2/10/2022								8.09	
2/11/2022					7.05				
2/14/2022							7.15		7.29
2/15/2022		6.89				6.66			
2/16/2022	7.31		7.9	7.3					
7/26/2022								7.92	
7/27/2022	7.18			7.22					
7/28/2022			7.85		6.96				
8/1/2022							7		7.21
8/2/2022		6.73				6.73			
8/3/2022									
10/21/2022						6.3			

Prediction Limit

Constituent: pH (s.u.) Analysis Run 11/15/2022 7:53 PM View: Interwell PL

Plant Bowen Client: Southern Company Data: Bowen AP-1

	BGWA-33 (bg)	BGWA-47D (bg)	BGWC-14A	BGWA-48D (bg)
6/6/2016				
6/7/2016				
6/8/2016				
6/9/2016				
8/9/2016				
8/10/2016				
8/11/2016				
8/12/2016				
8/15/2016				
8/18/2016				
8/22/2016				
10/3/2016				
10/4/2016				
10/5/2016				
10/6/2016				
10/7/2016				
10/10/2016				
11/29/2016				
12/1/2016				
12/2/2016				
12/5/2016				
12/6/2016				
12/7/2016				
12/8/2016				
1/10/2017				
1/23/2017				
2/7/2017				
2/13/2017				
2/14/2017				
2/15/2017				
2/16/2017				
2/17/2017				
2/20/2017				
3/27/2017				
4/13/2017				
4/14/2017				
4/17/2017				
4/18/2017				
4/19/2017				
4/20/2017				
5/22/2017				
5/25/2017				
5/26/2017				
5/30/2017				
6/1/2017				
6/2/2017				
6/5/2017				
7/7/2017				
7/10/2017				
7/11/2017				
7/12/2017				
7/13/2017				

Prediction Limit

Constituent: pH (s.u.) Analysis Run 11/15/2022 7:53 PM View: Interwell PL

Plant Bowen Client: Southern Company Data: Bowen AP-1

	BGWA-33 (bg)	BGWA-47D (bg)	BGWC-14A	BGWA-48D (bg)
7/14/2017				
7/17/2017				
7/18/2017				
7/19/2017				
8/23/2017				
10/9/2017				
10/10/2017				
10/11/2017				
10/12/2017				
3/26/2018				
3/27/2018				
3/28/2018				
3/29/2018				
6/12/2018				
6/13/2018				
6/14/2018				
6/15/2018				
10/16/2018				
10/17/2018				
10/18/2018				
10/19/2018				
10/22/2018				
2/25/2019				
2/27/2019				
2/28/2019				
3/1/2019				
4/1/2019				
4/2/2019	7.67			
4/3/2019				
4/4/2019				
5/2/2019				
9/23/2019				
9/24/2019				
9/25/2019				
9/26/2019				
9/27/2019	7.75			
9/30/2019				
2/18/2020				
2/19/2020				
2/20/2020				
2/21/2020	7.54			
2/24/2020				
2/25/2020				
2/26/2020				
3/18/2020				
3/19/2020				
3/20/2020	7.53			
3/23/2020				
3/24/2020				
3/25/2020				
5/22/2020		7.15	7.2	
5/25/2020				7.45

Prediction Limit

Constituent: pH (s.u.) Analysis Run 11/15/2022 7:53 PM View: Interwell PL

Plant Bowen Client: Southern Company Data: Bowen AP-1

	BGWA-33 (bg)	BGWA-47D (bg)	BGWC-14A	BGWA-48D (bg)
6/23/2020		7 (D)	7.41 (D)	7.46 (D)
7/28/2020		6.98	6.98	7.79
9/2/2020		6.95	6.97	
9/3/2020				7.35
9/23/2020				
9/24/2020				
9/25/2020	7.62			
9/28/2020	7.02			
10/1/2020		6.94	7.08	7.41
11/10/2020		6.89	7	7.17
12/15/2020		7.04	7.02	7.37
1/20/2021		6.83	7.12	7.31
2/16/2021				
2/17/2021		6.89		7.21
2/18/2021			7.14	
2/19/2021	7.73			
2/23/2021				
3/8/2021				
3/23/2021				
3/24/2021			7.04	
3/25/2021		6.94		7.22
3/26/2021				
3/29/2021				
3/30/2021				
4/1/2021	7.75			
7/19/2021				
7/20/2021				
8/16/2021		6.8		7.13
8/18/2021			6.86	
8/19/2021				
8/20/2021				
8/23/2021				
8/25/2021	7.52			
11/1/2021				
2/9/2022		6.86	7.01	7.16
2/10/2022				
2/11/2022				
2/14/2022				
2/15/2022				
2/16/2022	7.2			
7/26/2022		6.75	6.78	7.37
7/27/2022				
7/28/2022				
8/1/2022				
8/2/2022				
8/3/2022	6.89			
10/21/2022				

Prediction Limit

Constituent: Sulfate (mg/L) Analysis Run 11/15/2022 7:53 PM View: Interwell PL

Plant Bowen Client: Southern Company Data: Bowen AP-1

	BGWA-2 (bg)	BGWC-9	BGWC-16	BGWC-17	BGWC-12	BGWC-10	BGWC-8	BGWC-19	BGWC-18
6/6/2016	8	100							
6/7/2016			240	120	190	99	26		
6/8/2016								110	120
6/9/2016									
8/9/2016	6.5								
8/10/2016							29		
8/11/2016		110	250	110					
8/12/2016					180			110	81
8/15/2016									
8/16/2016						110			
8/18/2016									
8/22/2016									
10/3/2016	5.7								
10/4/2016							40		
10/5/2016		120							
10/6/2016					200				
10/7/2016			260	150		110		150	140
10/10/2016									
11/29/2016	5.2								
12/1/2016									
12/2/2016							37		
12/5/2016		130			130				
12/6/2016			280	130		110			160
12/7/2016								97	
12/8/2016									
1/10/2017									
1/23/2017									
2/7/2017									
2/13/2017	6.4								
2/14/2017							45		
2/15/2017		120			190				
2/16/2017			380	120		110		130	92
2/17/2017									
2/20/2017									
3/27/2017									
4/13/2017	4.9								
4/14/2017							27		
4/17/2017		110							
4/18/2017			290		220	110			
4/19/2017				110				140	80
4/20/2017									
5/22/2017									
5/25/2017	5.7								
5/26/2017		110					34		
5/30/2017			260	110					
6/1/2017								70	73
6/2/2017					250	110			
6/5/2017									
7/7/2017	6.3								
7/10/2017							28		
7/11/2017		110							
7/12/2017						110			

Prediction Limit

Constituent: Sulfate (mg/L) Analysis Run 11/15/2022 7:53 PM View: Interwell PL

Plant Bowen Client: Southern Company Data: Bowen AP-1

	BGWA-2 (bg)	BGWC-9	BGWC-16	BGWC-17	BGWC-12	BGWC-10	BGWC-8	BGWC-19	BGWC-18
7/13/2017					250				
7/14/2017			260	110				110	78
7/17/2017									
7/18/2017									
7/19/2017									
8/23/2017									
10/9/2017	6.1								
10/10/2017		110			210		30		
10/11/2017			270	120		110		93	83
10/12/2017									
6/12/2018	8.3	80.6	246				35.2		
6/13/2018									
6/14/2018				106	275	110			74.6
6/15/2018								78.3	
10/16/2018	8.9						53		
10/17/2018		117		118	336				
10/18/2018			276			122			89.3
10/19/2018								114	
10/22/2018									
4/1/2019	10.8	81.4			239		30.5		
4/2/2019			272	86.9		105			70.1
4/3/2019								90.6	
4/4/2019									
5/2/2019	11.2								
9/23/2019	9								
9/24/2019		89					36.5		
9/25/2019					205	93.7			
9/26/2019			288	219				130	114
9/27/2019									
9/30/2019									
2/19/2020									
2/21/2020									
2/25/2020									
2/26/2020									
3/18/2020	11.7						34.3		
3/19/2020		74.3	311	90.5	255				
3/20/2020								76.9	75.9
3/23/2020						95.6			
3/24/2020									
3/25/2020									
5/22/2020									
5/25/2020									
6/23/2020									
7/28/2020									
9/2/2020									
9/3/2020									
9/23/2020	12.9						33.5		
9/24/2020		84.8	338	156		98.6			69.9
9/25/2020					320				
9/28/2020								70.3	
10/1/2020									
11/10/2020									

Prediction Limit

Constituent: Sulfate (mg/L) Analysis Run 11/15/2022 7:53 PM View: Interwell PL

Plant Bowen Client: Southern Company Data: Bowen AP-1

	BGWA-2 (bg)	BGWC-9	BGWC-16	BGWC-17	BGWC-12	BGWC-10	BGWC-8	BGWC-19	BGWC-18
12/15/2020									
1/20/2021									
3/23/2021									
3/24/2021		70.5	317	93.7	301		24.2		67.3
3/25/2021									
3/26/2021	12.8							66.8	
3/29/2021									
3/30/2021						104			
4/1/2021									
7/19/2021									
7/20/2021									
8/16/2021	12.7								
8/18/2021		71.7	297		326	97.9	34		
8/19/2021				91.7					56.4
8/20/2021								47.5	
8/23/2021									
8/25/2021									
11/1/2021									
2/9/2022	13.5								
2/10/2022		70					27.2		
2/11/2022			358	88.7	343	86.1			
2/14/2022									
2/15/2022									
2/16/2022								79.6	61.5
7/26/2022	13.2	88					31.6		
7/27/2022			496	118	419			82.7	55.5
7/28/2022						105			
8/1/2022									
8/2/2022									
8/3/2022									
10/21/2022									

Prediction Limit

Constituent: Sulfate (mg/L) Analysis Run 11/15/2022 7:53 PM View: Interwell PL

Plant Bowen Client: Southern Company Data: Bowen AP-1

	BGWC-20	BGWC-22	BGWC-21	BGWC-25	BGWC-7	BGWC-24	BGWC-23	BGWA-29 (bg)	BGWC-30
6/6/2016									
6/7/2016									
6/8/2016	530	660	75	10	410				
6/9/2016						730	510		
8/9/2016									
8/10/2016									
8/11/2016					460				
8/12/2016	530								
8/15/2016				10					
8/16/2016									
8/18/2016		730	66			580	480		
8/22/2016								4.2	
10/3/2016									
10/4/2016								6.4	
10/5/2016									
10/6/2016					440				
10/7/2016									
10/10/2016	600	650	57	10		520	460		
11/29/2016									
12/1/2016								7.8	
12/2/2016									
12/5/2016									
12/6/2016					470				
12/7/2016	580					370	490		
12/8/2016		660	68	13					
1/10/2017								4.5	
1/23/2017									410
2/7/2017									410
2/13/2017									
2/14/2017								5.1	
2/15/2017					510				
2/16/2017									
2/17/2017	710	740	57						
2/20/2017				24		610	520		
3/27/2017									410
4/13/2017									
4/14/2017								4.4	
4/17/2017									400
4/18/2017					450				
4/19/2017	610		52			600	490		
4/20/2017		990		26					
5/22/2017									460
5/25/2017								4.2	
5/26/2017									
5/30/2017									
6/1/2017	550		55	29					
6/2/2017					470				
6/5/2017		700				700	480		440
7/7/2017									
7/10/2017								3.5	
7/11/2017									420
7/12/2017									

Prediction Limit

Constituent: Sulfate (mg/L) Analysis Run 11/15/2022 7:53 PM View: Interwell PL

Plant Bowen Client: Southern Company Data: Bowen AP-1

	BGWC-20	BGWC-22	BGWC-21	BGWC-25	BGWC-7	BGWC-24	BGWC-23	BGWA-29 (bg)	BGWC-30
7/13/2017									
7/14/2017					230				
7/17/2017				25		670	510		
7/18/2017	590		50						
7/19/2017		720							
8/23/2017									390
10/9/2017									
10/10/2017								3.3	420
10/11/2017	550			12	480	510	510		
10/12/2017		780	48						
6/12/2018								6.8	
6/13/2018	541				419	689	586		
6/14/2018		738	48.1	10					
6/15/2018									174
10/16/2018								7.6	
10/17/2018									
10/18/2018					438				
10/19/2018			57.2						
10/22/2018	604	846		8.1		723	590		204
4/1/2019								5.2	
4/2/2019					334				153
4/3/2019	593	720	61.9			648	603		
4/4/2019				11.4					
5/2/2019		827							
9/23/2019								6.6	
9/24/2019					266				
9/25/2019									
9/26/2019	498								
9/27/2019		905					721		51.7
9/30/2019			54.5	10.7		758			
2/19/2020								1.6	
2/21/2020									
2/25/2020		472							
2/26/2020									42.6
3/18/2020								3.7	
3/19/2020					287				
3/20/2020		610	57.8						
3/23/2020	494						612		55.7
3/24/2020				18.8					
3/25/2020						603			
5/22/2020									
5/25/2020									
6/23/2020									
7/28/2020									
9/2/2020									
9/3/2020									
9/23/2020								5.3	
9/24/2020		864	57.8				676		
9/25/2020					298	613			53.6
9/28/2020	578			8.8					
10/1/2020									
11/10/2020									

Prediction Limit

Constituent: Sulfate (mg/L) Analysis Run 11/15/2022 7:53 PM View: Interwell PL

Plant Bowen Client: Southern Company Data: Bowen AP-1

	BGWC-20	BGWC-22	BGWC-21	BGWC-25	BGWC-7	BGWC-24	BGWC-23	BGWA-29 (bg)	BGWC-30
12/15/2020									
1/20/2021									
3/23/2021								4.6	
3/24/2021									
3/25/2021									28.1
3/26/2021				21.3		515	679		
3/29/2021	504	772	55.2						
3/30/2021					290				
4/1/2021									
7/19/2021		506				194	335		
7/20/2021									37.2
8/16/2021								4.8	
8/18/2021									
8/19/2021				10.2	237				58.2
8/20/2021	550		54.6						
8/23/2021		848				527	628		
8/25/2021									
11/1/2021		690				225	410		65.5
2/9/2022									
2/10/2022								1.9	
2/11/2022					225				
2/14/2022							622		74.4
2/15/2022		789				473			
2/16/2022	555		48.7	13.7					
7/26/2022								3.6	
7/27/2022	617			12.6					
7/28/2022			55.3		268				
8/1/2022							528		63.3
8/2/2022		762				52.8			
8/3/2022									
10/21/2022						389 (R)			

Prediction Limit

Constituent: Sulfate (mg/L) Analysis Run 11/15/2022 7:53 PM View: Interwell PL

Plant Bowen Client: Southern Company Data: Bowen AP-1

	BGWA-33 (bg)	BGWC-14A	BGWA-47D (bg)	BGWA-48D (bg)
6/6/2016				
6/7/2016				
6/8/2016				
6/9/2016				
8/9/2016				
8/10/2016				
8/11/2016				
8/12/2016				
8/15/2016				
8/16/2016				
8/18/2016				
8/22/2016				
10/3/2016				
10/4/2016				
10/5/2016				
10/6/2016				
10/7/2016				
10/10/2016				
11/29/2016				
12/1/2016				
12/2/2016				
12/5/2016				
12/6/2016				
12/7/2016				
12/8/2016				
1/10/2017				
1/23/2017				
2/7/2017				
2/13/2017				
2/14/2017				
2/15/2017				
2/16/2017				
2/17/2017				
2/20/2017				
3/27/2017				
4/13/2017				
4/14/2017				
4/17/2017				
4/18/2017				
4/19/2017				
4/20/2017				
5/22/2017				
5/25/2017				
5/26/2017				
5/30/2017				
6/1/2017				
6/2/2017				
6/5/2017				
7/7/2017				
7/10/2017				
7/11/2017				
7/12/2017				

Prediction Limit

Constituent: Sulfate (mg/L) Analysis Run 11/15/2022 7:53 PM View: Interwell PL

Plant Bowen Client: Southern Company Data: Bowen AP-1

	BGWA-33 (bg)	BGWC-14A	BGWA-47D (bg)	BGWA-48D (bg)
7/13/2017				
7/14/2017				
7/17/2017				
7/18/2017				
7/19/2017				
8/23/2017				
10/9/2017				
10/10/2017				
10/11/2017				
10/12/2017				
6/12/2018				
6/13/2018				
6/14/2018				
6/15/2018				
10/16/2018				
10/17/2018				
10/18/2018				
10/19/2018				
10/22/2018				
4/1/2019				
4/2/2019				
4/3/2019	26.2			
4/4/2019				
5/2/2019				
9/23/2019				
9/24/2019				
9/25/2019				
9/26/2019				
9/27/2019	200 (o)			
9/30/2019				
2/19/2020				
2/21/2020	23.5			
2/25/2020				
2/26/2020				
3/18/2020				
3/19/2020				
3/20/2020	26.1			
3/23/2020				
3/24/2020				
3/25/2020				
5/22/2020		92.6	53.5	
5/25/2020				43.3
6/23/2020		88.7	64.5	59.7
7/28/2020		300	65.7	15.8
9/2/2020		360	70.2	
9/3/2020				24.4
9/23/2020				
9/24/2020				
9/25/2020	22.6			
9/28/2020				
10/1/2020		382	70.2	26.6
11/10/2020		354	68.9	24.1

Prediction Limit

Constituent: Sulfate (mg/L) Analysis Run 11/15/2022 7:53 PM View: Interwell PL

Plant Bowen Client: Southern Company Data: Bowen AP-1

	BGWA-33 (bg)	BGWC-14A	BGWA-47D (bg)	BGWA-48D (bg)
12/15/2020		406	78	28.3
1/20/2021		299	73.4	26.1
3/23/2021				
3/24/2021		115		
3/25/2021			74.5	22
3/26/2021				
3/29/2021				
3/30/2021				
4/1/2021	24.6			
7/19/2021				
7/20/2021				
8/16/2021			74.5	6.7
8/18/2021		375		
8/19/2021				
8/20/2021				
8/23/2021				
8/25/2021	25			
11/1/2021				
2/9/2022		130	72.7	19.1
2/10/2022				
2/11/2022				
2/14/2022				
2/15/2022				
2/16/2022	22.8			
7/26/2022		486	74.9	20.8
7/27/2022				
7/28/2022				
8/1/2022				
8/2/2022				
8/3/2022	4.6			
10/21/2022				

Prediction Limit

Constituent: Total Dissolved Solids (mg/L) Analysis Run 11/15/2022 7:53 PM View: Interwell PL

Plant Bowen Client: Southern Company Data: Bowen AP-1

	BGWA-2 (bg)	BGWC-9	BGWC-10	BGWC-12	BGWC-8	BGWC-17	BGWC-16	BGWC-21	BGWC-19
6/6/2016	170	320							
6/7/2016			300	510	200	360	580		
6/8/2016								260	340
6/9/2016									
8/9/2016	183								
8/10/2016					228				
8/11/2016		361				340	548		
8/12/2016				476					326
8/15/2016									
8/16/2016			286						
8/18/2016								239	
8/22/2016									
10/3/2016	201								
10/4/2016					186				
10/5/2016		376							
10/6/2016				524					
10/7/2016			513			533	617		621
10/10/2016								239	
11/29/2016	109								
12/1/2016									
12/2/2016					183				
12/5/2016		426		489					
12/6/2016			421			413	730		
12/7/2016									269
12/8/2016								255	
1/10/2017									
1/23/2017									
2/7/2017									
2/13/2017	214								
2/14/2017					367				
2/15/2017		452		562					
2/16/2017			433			434	685		488
2/17/2017								236	
2/20/2017									
3/27/2017									
4/13/2017	211								
4/14/2017					184				
4/17/2017		388							
4/18/2017			349	955			621		
4/19/2017						415		247	396
4/20/2017									
5/22/2017									
5/25/2017	173								
5/26/2017		423			179				
5/30/2017						391	601		
6/1/2017								185	266
6/2/2017			313	602					
6/5/2017									
7/7/2017	165								
7/10/2017					211				
7/11/2017		387							
7/12/2017			255						

Prediction Limit

Constituent: Total Dissolved Solids (mg/L) Analysis Run 11/15/2022 7:53 PM View: Interwell PL

Plant Bowen Client: Southern Company Data: Bowen AP-1

	BGWA-2 (bg)	BGWC-9	BGWC-10	BGWC-12	BGWC-8	BGWC-17	BGWC-16	BGWC-21	BGWC-19
7/13/2017				617					
7/14/2017						391	569		325
7/17/2017									
7/18/2017								219	
7/19/2017									
8/23/2017									
10/9/2017	150								
10/10/2017		376		534	178				
10/11/2017			343			403	588		287
10/12/2017								245	
6/12/2018	187	348			217		593		
6/13/2018									
6/14/2018			362	684		395		231	
6/15/2018									280
10/16/2018	192				247				
10/17/2018		377		739		446			
10/18/2018			355				578		
10/19/2018								236	321
10/22/2018									
4/1/2019	226	326		191	191				
4/2/2019			355			321	604		
4/3/2019								244	259
4/4/2019									
9/23/2019	186								
9/24/2019		325			193				
9/25/2019			388	690					
9/26/2019						550	688		428
9/27/2019									
9/30/2019								256	
2/19/2020									
2/21/2020									
2/25/2020									
2/26/2020									
3/18/2020	191				193				
3/19/2020		306		662		324	631		
3/20/2020								253	243
3/23/2020			355						
3/24/2020									
3/25/2020									
5/22/2020									
5/25/2020									
6/23/2020									
7/28/2020									
9/2/2020									
9/3/2020									
9/23/2020	237				187				
9/24/2020		322	356			481	732	243	
9/25/2020				740					
9/28/2020									243
10/1/2020									
11/10/2020									
12/15/2020									

Prediction Limit

Constituent: Total Dissolved Solids (mg/L) Analysis Run 11/15/2022 7:53 PM View: Interwell PL

Plant Bowen Client: Southern Company Data: Bowen AP-1

	BGWA-2 (bg)	BGWC-9	BGWC-10	BGWC-12	BGWC-8	BGWC-17	BGWC-16	BGWC-21	BGWC-19
1/20/2021									
3/23/2021									
3/24/2021		294		752	198	374	610		
3/25/2021									
3/26/2021	204								205
3/29/2021								198	
3/30/2021			321						
4/1/2021									
8/16/2021	217								
8/18/2021		307	366	798	220		658		
8/19/2021						384			
8/20/2021								213	204
8/23/2021									
8/25/2021									
2/9/2022	229								
2/10/2022		304			259				
2/11/2022			360	816		392	782		
2/14/2022									
2/15/2022									
2/16/2022								235	288
7/26/2022	215	349			196				
7/27/2022				952		438	944		338
7/28/2022			338					259	
8/1/2022									
8/2/2022									
8/3/2022									
10/21/2022									

Prediction Limit

Constituent: Total Dissolved Solids (mg/L) Analysis Run 11/15/2022 7:53 PM View: Interwell PL

Plant Bowen Client: Southern Company Data: Bowen AP-1

	BGWC-22	BGWC-18	BGWC-25	BGWC-20	BGWC-7	BGWC-24	BGWC-23	BGWA-29 (bg)	BGWC-30
6/6/2016									
6/7/2016									
6/8/2016	2000	390	170	1000	800				
6/9/2016						5200	1900		
8/9/2016									
8/10/2016									
8/11/2016					852				
8/12/2016		310		1100					
8/15/2016			161						
8/16/2016									
8/18/2016	1960					4200	1600		
8/22/2016								121	
10/3/2016									
10/4/2016								95	
10/5/2016									
10/6/2016					906				
10/7/2016		823							
10/10/2016	2130		196	1110		3850	1640		
11/29/2016									
12/1/2016								121	
12/2/2016									
12/5/2016									
12/6/2016		560			976				
12/7/2016				1100		2720	1770		
12/8/2016	2200		209						
1/10/2017								115	
1/23/2017									2060
2/7/2017									1860
2/13/2017									
2/14/2017								345 (o)	
2/15/2017					968				
2/16/2017		364							
2/17/2017	2200			1160					
2/20/2017			251			4200	1720		
3/27/2017									2440
4/13/2017									
4/14/2017								119	
4/17/2017									2180
4/18/2017					944				
4/19/2017		337		1180		4680	1800		
4/20/2017	2330		324						
5/22/2017									2470
5/25/2017								109	
5/26/2017									
5/30/2017									
6/1/2017		215	177	1130					
6/2/2017					910				
6/5/2017	2530					5660	2050		2780
7/7/2017									
7/10/2017								140	
7/11/2017									2580
7/12/2017									

Prediction Limit

Constituent: Total Dissolved Solids (mg/L) Analysis Run 11/15/2022 7:53 PM View: Interwell PL

Plant Bowen Client: Southern Company Data: Bowen AP-1

	BGWC-22	BGWC-18	BGWC-25	BGWC-20	BGWC-7	BGWC-24	BGWC-23	BGWA-29 (bg)	BGWC-30
7/13/2017									
7/14/2017		281			887				
7/17/2017			238			5080	1810		
7/18/2017				1160					
7/19/2017	2650								
8/23/2017									2400
10/9/2017									
10/10/2017								93	1990
10/11/2017		334	199	1050	887	4920	1780		
10/12/2017	2500								
6/12/2018								139	
6/13/2018				1060	873	4180	2020		
6/14/2018	2380	290	225						
6/15/2018									1190
10/16/2018								138	
10/17/2018									
10/18/2018		325			876				
10/19/2018									
10/22/2018	2490		218	1150		4300	1880		1070
4/1/2019								114	
4/2/2019		258			728				773
4/3/2019	2180			1090		13 (J)	1990		
4/4/2019			196						
9/23/2019								122	
9/24/2019					733				
9/25/2019									
9/26/2019		470		1210					
9/27/2019	3260						2540		629
9/30/2019			220			4430			
2/19/2020								113	
2/21/2020									
2/25/2020	1930								
2/26/2020									523
3/18/2020								108	
3/19/2020					733				
3/20/2020	2200	255							
3/23/2020				1220			2800		613
3/24/2020			213						
3/25/2020						4140			
5/22/2020									
5/25/2020									
6/23/2020									
7/28/2020									
9/2/2020									
9/3/2020									
9/23/2020								114	
9/24/2020	3490	310					3160		
9/25/2020					726	5020			482
9/28/2020			223	1060					
10/1/2020									
11/10/2020									
12/15/2020									

Prediction Limit

Constituent: Total Dissolved Solids (mg/L) Analysis Run 11/15/2022 7:53 PM View: Interwell PL

Plant Bowen Client: Southern Company Data: Bowen AP-1

	BGWC-22	BGWC-18	BGWC-25	BGWC-20	BGWC-7	BGWC-24	BGWC-23	BGWA-29 (bg)	BGWC-30
1/20/2021									
3/23/2021								108	
3/24/2021		240							
3/25/2021									358
3/26/2021			215			3070	2690		
3/29/2021	2430			1100					
3/30/2021					570				
4/1/2021									
8/16/2021								101	
8/18/2021									
8/19/2021		252	235		666				682
8/20/2021				1300					
8/23/2021	3660					4300	3140		
8/25/2021									
2/9/2022									
2/10/2022								96	
2/11/2022					618				
2/14/2022							3350		618
2/15/2022	3340					3890			
2/16/2022		253	235	1180					
7/26/2022								114	
7/27/2022		307	231	1370					
7/28/2022					732				
8/1/2022							2780		582
8/2/2022	3440					334			
8/3/2022									
10/21/2022						1610			

Prediction Limit

Constituent: Total Dissolved Solids (mg/L) Analysis Run 11/15/2022 7:53 PM View: Interwell PL

Plant Bowen Client: Southern Company Data: Bowen AP-1

	BGWA-33 (bg)	BGWA-47D (bg)	BGWC-14A	BGWA-48D (bg)
6/6/2016				
6/7/2016				
6/8/2016				
6/9/2016				
8/9/2016				
8/10/2016				
8/11/2016				
8/12/2016				
8/15/2016				
8/16/2016				
8/18/2016				
8/22/2016				
10/3/2016				
10/4/2016				
10/5/2016				
10/6/2016				
10/7/2016				
10/10/2016				
11/29/2016				
12/1/2016				
12/2/2016				
12/5/2016				
12/6/2016				
12/7/2016				
12/8/2016				
1/10/2017				
1/23/2017				
2/7/2017				
2/13/2017				
2/14/2017				
2/15/2017				
2/16/2017				
2/17/2017				
2/20/2017				
3/27/2017				
4/13/2017				
4/14/2017				
4/17/2017				
4/18/2017				
4/19/2017				
4/20/2017				
5/22/2017				
5/25/2017				
5/26/2017				
5/30/2017				
6/1/2017				
6/2/2017				
6/5/2017				
7/7/2017				
7/10/2017				
7/11/2017				
7/12/2017				

Prediction Limit

Constituent: Total Dissolved Solids (mg/L) Analysis Run 11/15/2022 7:53 PM View: Interwell PL

Plant Bowen Client: Southern Company Data: Bowen AP-1

	BGWA-33 (bg)	BGWA-47D (bg)	BGWC-14A	BGWA-48D (bg)
7/13/2017				
7/14/2017				
7/17/2017				
7/18/2017				
7/19/2017				
8/23/2017				
10/9/2017				
10/10/2017				
10/11/2017				
10/12/2017				
6/12/2018				
6/13/2018				
6/14/2018				
6/15/2018				
10/16/2018				
10/17/2018				
10/18/2018				
10/19/2018				
10/22/2018				
4/1/2019				
4/2/2019				
4/3/2019	235			
4/4/2019				
9/23/2019				
9/24/2019				
9/25/2019				
9/26/2019				
9/27/2019	275			
9/30/2019				
2/19/2020				
2/21/2020	229			
2/25/2020				
2/26/2020				
3/18/2020				
3/19/2020				
3/20/2020	229			
3/23/2020				
3/24/2020				
3/25/2020				
5/22/2020		357	454	
5/25/2020				249
6/23/2020		383	423	280
7/28/2020		410	768	264
9/2/2020		389	814	
9/3/2020				303
9/23/2020				
9/24/2020				
9/25/2020	233			
9/28/2020				
10/1/2020		384	824	301
11/10/2020		405	800	305
12/15/2020		385	876	289

Prediction Limit

Constituent: Total Dissolved Solids (mg/L) Analysis Run 11/15/2022 7:53 PM View: Interwell PL

Plant Bowen Client: Southern Company Data: Bowen AP-1

	BGWA-33 (bg)	BGWA-47D (bg)	BGWC-14A	BGWA-48D (bg)
1/20/2021		377	786	285
3/23/2021				
3/24/2021			445	
3/25/2021		415		331
3/26/2021				
3/29/2021				
3/30/2021				
4/1/2021	183			
8/16/2021		399		269
8/18/2021			850	
8/19/2021				
8/20/2021				
8/23/2021				
8/25/2021	208			
2/9/2022		403	468	290
2/10/2022				
2/11/2022				
2/14/2022				
2/15/2022				
2/16/2022	208			
7/26/2022		402	966	246
7/27/2022				
7/28/2022				
8/1/2022				
8/2/2022				
8/3/2022	287			
10/21/2022				

FIGURE E.

Appendix III Trend Tests - Significant Results

Plant Bowen Client: Southern Company Data: Bowen AP-1 Printed 11/15/2022, 8:18 PM

Constituent	Well	Slope	Calc.	Critical	Sig.	N	%NDs	Normality	Xform	Alpha	Method
Boron (mg/L)	BGWC-12	0.05103	90	74	Yes	19	0	n/a	n/a	0.01	NP
Boron (mg/L)	BGWC-18	-0.07488	-95	-74	Yes	19	0	n/a	n/a	0.01	NP
Boron (mg/L)	BGWC-22	1.795	160	98	Yes	23	0	n/a	n/a	0.01	NP
Boron (mg/L)	BGWC-23	1.856	154	87	Yes	21	0	n/a	n/a	0.01	NP
Boron (mg/L)	BGWC-25	0.004415	78	74	Yes	19	0	n/a	n/a	0.01	NP
Boron (mg/L)	BGWC-30	-3.891	-131	-92	Yes	22	0	n/a	n/a	0.01	NP
Boron (mg/L)	BGWC-7	-0.1574	-113	-74	Yes	19	0	n/a	n/a	0.01	NP
Boron (mg/L)	BGWC-9	-0.04004	-92	-74	Yes	19	0	n/a	n/a	0.01	NP
Calcium (mg/L)	BGWA-2 (bg)	2.945	115	81	Yes	20	0	n/a	n/a	0.01	NP
Calcium (mg/L)	BGWC-12	14.17	146	74	Yes	19	0	n/a	n/a	0.01	NP
Calcium (mg/L)	BGWC-16	6.772	87	74	Yes	19	0	n/a	n/a	0.01	NP
Calcium (mg/L)	BGWC-20	13.98	113	74	Yes	19	0	n/a	n/a	0.01	NP
Calcium (mg/L)	BGWC-22	59.98	182	98	Yes	23	0	n/a	n/a	0.01	NP
Calcium (mg/L)	BGWC-23	78.86	160	87	Yes	21	0	n/a	n/a	0.01	NP
Chloride (mg/L)	BGWA-29 (bg)	-0.1487	-135	-81	Yes	20	0	n/a	n/a	0.01	NP
Chloride (mg/L)	BGWC-10	1.301	113	74	Yes	19	0	n/a	n/a	0.01	NP
Chloride (mg/L)	BGWC-12	-5.329	-158	-74	Yes	19	0	n/a	n/a	0.01	NP
Chloride (mg/L)	BGWC-16	-4.056	-110	-74	Yes	19	0	n/a	n/a	0.01	NP
Chloride (mg/L)	BGWC-22	57.74	130	98	Yes	23	0	n/a	n/a	0.01	NP
Chloride (mg/L)	BGWC-23	95.49	138	87	Yes	21	0	n/a	n/a	0.01	NP
Chloride (mg/L)	BGWC-24	-146	-94	-92	Yes	22	0	n/a	n/a	0.01	NP
Chloride (mg/L)	BGWC-30	-150.4	-143	-92	Yes	22	0	n/a	n/a	0.01	NP
Chloride (mg/L)	BGWC-9	-5.154	-104	-74	Yes	19	0	n/a	n/a	0.01	NP
pH (s.u.)	BGWA-47D (bg)	-0.1588	-54	-43	Yes	13	0	n/a	n/a	0.01	NP
pH (s.u.)	BGWC-16	-0.06548	-161	-98	Yes	23	0	n/a	n/a	0.01	NP
pH (s.u.)	BGWC-24	-0.05117	-165	-118	Yes	26	0	n/a	n/a	0.01	NP
Sulfate (mg/L)	BGWA-2 (bg)	1.439	131	81	Yes	20	0	n/a	n/a	0.01	NP
Sulfate (mg/L)	BGWA-47D (bg)	8.354	44	38	Yes	12	0	n/a	n/a	0.01	NP
Sulfate (mg/L)	BGWC-12	30.17	119	74	Yes	19	0	n/a	n/a	0.01	NP
Sulfate (mg/L)	BGWC-16	14.92	96	74	Yes	19	0	n/a	n/a	0.01	NP
Sulfate (mg/L)	BGWC-19	-9.18	-75	-74	Yes	19	0	n/a	n/a	0.01	NP
Sulfate (mg/L)	BGWC-7	-40.5	-86	-74	Yes	19	0	n/a	n/a	0.01	NP
Sulfate (mg/L)	BGWC-9	-7.855	-94	-74	Yes	19	0	n/a	n/a	0.01	NP
Total Dissolved Solids (mg/L)	BGWC-12	55.89	105	74	Yes	19	0	n/a	n/a	0.01	NP
Total Dissolved Solids (mg/L)	BGWC-22	227.7	93	81	Yes	20	0	n/a	n/a	0.01	NP
Total Dissolved Solids (mg/L)	BGWC-23	238.1	121	74	Yes	19	0	n/a	n/a	0.01	NP
Total Dissolved Solids (mg/L)	BGWC-30	-394.4	-120	-81	Yes	20	0	n/a	n/a	0.01	NP
Total Dissolved Solids (mg/L)	BGWC-7	-53.6	-103	-74	Yes	19	0	n/a	n/a	0.01	NP

Appendix III Trend Tests - All Results

Plant Bowen Client: Southern Company Data: Bowen AP-1 Printed 11/15/2022, 8:18 PM

Constituent	Well	Slope	Calc.	Critical	Sig.	N	%NDs	Normality	Xform	Alpha	Method
Boron (mg/L)	BGWA-2 (bg)	-0.0007746	-23	-81	No	20	10	n/a	n/a	0.01	NP
Boron (mg/L)	BGWA-29 (bg)	0	-23	-81	No	20	50	n/a	n/a	0.01	NP
Boron (mg/L)	BGWA-33 (bg)	-0.0068	-15	-25	No	9	0	n/a	n/a	0.01	NP
Boron (mg/L)	BGWA-47D (bg)	-0.002093	-17	-38	No	12	0	n/a	n/a	0.01	NP
Boron (mg/L)	BGWA-48D (bg)	0.01071	31	38	No	12	0	n/a	n/a	0.01	NP
Boron (mg/L)	BGWC-10	0.001358	13	74	No	19	0	n/a	n/a	0.01	NP
Boron (mg/L)	**BGWC-12**	**0.05103**	**90**	**74**	**Yes**	**19**	**0**	**n/a**	**n/a**	**0.01**	**NP**
Boron (mg/L)	BGWC-14A	0.1569	25	38	No	12	0	n/a	n/a	0.01	NP
Boron (mg/L)	BGWC-16	-0.01515	-27	-74	No	19	0	n/a	n/a	0.01	NP
Boron (mg/L)	BGWC-17	-0.06711	-68	-74	No	19	0	n/a	n/a	0.01	NP
Boron (mg/L)	**BGWC-18**	**-0.07488**	**-95**	**-74**	**Yes**	**19**	**0**	**n/a**	**n/a**	**0.01**	**NP**
Boron (mg/L)	BGWC-19	-0.05208	-65	-74	No	19	0	n/a	n/a	0.01	NP
Boron (mg/L)	BGWC-20	0.1516	67	74	No	19	0	n/a	n/a	0.01	NP
Boron (mg/L)	**BGWC-22**	**1.795**	**160**	**98**	**Yes**	**23**	**0**	**n/a**	**n/a**	**0.01**	**NP**
Boron (mg/L)	**BGWC-23**	**1.856**	**154**	**87**	**Yes**	**21**	**0**	**n/a**	**n/a**	**0.01**	**NP**
Boron (mg/L)	BGWC-24	-0.3723	-20	-92	No	22	0	n/a	n/a	0.01	NP
Boron (mg/L)	**BGWC-25**	**0.004415**	**78**	**74**	**Yes**	**19**	**0**	**n/a**	**n/a**	**0.01**	**NP**
Boron (mg/L)	**BGWC-30**	**-3.891**	**-131**	**-92**	**Yes**	**22**	**0**	**n/a**	**n/a**	**0.01**	**NP**
Boron (mg/L)	**BGWC-7**	**-0.1574**	**-113**	**-74**	**Yes**	**19**	**0**	**n/a**	**n/a**	**0.01**	**NP**
Boron (mg/L)	BGWC-8	-0.003776	-44	-74	No	19	0	n/a	n/a	0.01	NP
Boron (mg/L)	**BGWC-9**	**-0.04004**	**-92**	**-74**	**Yes**	**19**	**0**	**n/a**	**n/a**	**0.01**	**NP**
Calcium (mg/L)	**BGWA-2 (bg)**	**2.945**	**115**	**81**	**Yes**	**20**	**0**	**n/a**	**n/a**	**0.01**	**NP**
Calcium (mg/L)	BGWA-29 (bg)	-0.06243	-12	-81	No	20	0	n/a	n/a	0.01	NP
Calcium (mg/L)	BGWA-33 (bg)	2.65	10	25	No	9	0	n/a	n/a	0.01	NP
Calcium (mg/L)	BGWA-47D (bg)	6.309	23	38	No	12	0	n/a	n/a	0.01	NP
Calcium (mg/L)	BGWA-48D (bg)	9.531	10	38	No	12	0	n/a	n/a	0.01	NP
Calcium (mg/L)	**BGWC-12**	**14.17**	**146**	**74**	**Yes**	**19**	**0**	**n/a**	**n/a**	**0.01**	**NP**
Calcium (mg/L)	BGWC-14A	21.17	26	38	No	12	0	n/a	n/a	0.01	NP
Calcium (mg/L)	**BGWC-16**	**6.772**	**87**	**74**	**Yes**	**19**	**0**	**n/a**	**n/a**	**0.01**	**NP**
Calcium (mg/L)	**BGWC-20**	**13.98**	**113**	**74**	**Yes**	**19**	**0**	**n/a**	**n/a**	**0.01**	**NP**
Calcium (mg/L)	**BGWC-22**	**59.98**	**182**	**98**	**Yes**	**23**	**0**	**n/a**	**n/a**	**0.01**	**NP**
Calcium (mg/L)	**BGWC-23**	**78.86**	**160**	**87**	**Yes**	**21**	**0**	**n/a**	**n/a**	**0.01**	**NP**
Calcium (mg/L)	BGWC-24	-21.57	-29	-92	No	22	0	n/a	n/a	0.01	NP
Calcium (mg/L)	BGWC-7	-1.232	-34	-74	No	19	0	n/a	n/a	0.01	NP
Chloride (mg/L)	BGWA-2 (bg)	0.2119	70	81	No	20	0	n/a	n/a	0.01	NP
Chloride (mg/L)	**BGWA-29 (bg)**	**-0.1487**	**-135**	**-81**	**Yes**	**20**	**0**	**n/a**	**n/a**	**0.01**	**NP**
Chloride (mg/L)	BGWA-33 (bg)	-0.3057	-5	-21	No	8	0	n/a	n/a	0.01	NP
Chloride (mg/L)	BGWA-47D (bg)	-0.3104	-34	-38	No	12	0	n/a	n/a	0.01	NP
Chloride (mg/L)	BGWA-48D (bg)	1.969	33	38	No	12	0	n/a	n/a	0.01	NP
Chloride (mg/L)	**BGWC-10**	**1.301**	**113**	**74**	**Yes**	**19**	**0**	**n/a**	**n/a**	**0.01**	**NP**
Chloride (mg/L)	**BGWC-12**	**-5.329**	**-158**	**-74**	**Yes**	**19**	**0**	**n/a**	**n/a**	**0.01**	**NP**
Chloride (mg/L)	BGWC-14A	-3.124	-15	-38	No	12	0	n/a	n/a	0.01	NP
Chloride (mg/L)	**BGWC-16**	**-4.056**	**-110**	**-74**	**Yes**	**19**	**0**	**n/a**	**n/a**	**0.01**	**NP**
Chloride (mg/L)	BGWC-17	0.8172	29	74	No	19	0	n/a	n/a	0.01	NP
Chloride (mg/L)	BGWC-18	-3.744	-63	-74	No	19	0	n/a	n/a	0.01	NP
Chloride (mg/L)	BGWC-20	1.884	50	74	No	19	0	n/a	n/a	0.01	NP
Chloride (mg/L)	**BGWC-22**	**57.74**	**130**	**98**	**Yes**	**23**	**0**	**n/a**	**n/a**	**0.01**	**NP**
Chloride (mg/L)	**BGWC-23**	**95.49**	**138**	**87**	**Yes**	**21**	**0**	**n/a**	**n/a**	**0.01**	**NP**
Chloride (mg/L)	**BGWC-24**	**-146**	**-94**	**-92**	**Yes**	**22**	**0**	**n/a**	**n/a**	**0.01**	**NP**
Chloride (mg/L)	**BGWC-30**	**-150.4**	**-143**	**-92**	**Yes**	**22**	**0**	**n/a**	**n/a**	**0.01**	**NP**
Chloride (mg/L)	**BGWC-9**	**-5.154**	**-104**	**-74**	**Yes**	**19**	**0**	**n/a**	**n/a**	**0.01**	**NP**
pH (s.u.)	BGWA-2 (bg)	-0.04476	-104	-105	No	24	0	n/a	n/a	0.01	NP
pH (s.u.)	BGWA-29 (bg)	0.005772	17	98	No	23	0	n/a	n/a	0.01	NP
pH (s.u.)	BGWA-33 (bg)	-0.1448	-22	-34	No	11	0	n/a	n/a	0.01	NP
pH (s.u.)	**BGWA-47D (bg)**	**-0.1588**	**-54**	**-43**	**Yes**	**13**	**0**	**n/a**	**n/a**	**0.01**	**NP**
pH (s.u.)	BGWA-48D (bg)	-0.2026	-41	-43	No	13	0	n/a	n/a	0.01	NP
pH (s.u.)	**BGWC-16**	**-0.06548**	**-161**	**-98**	**Yes**	**23**	**0**	**n/a**	**n/a**	**0.01**	**NP**
pH (s.u.)	BGWC-19	-0.005105	-31	-98	No	23	0	n/a	n/a	0.01	NP
pH (s.u.)	**BGWC-24**	**-0.05117**	**-165**	**-118**	**Yes**	**26**	**0**	**n/a**	**n/a**	**0.01**	**NP**
Sulfate (mg/L)	**BGWA-2 (bg)**	**1.439**	**131**	**81**	**Yes**	**20**	**0**	**n/a**	**n/a**	**0.01**	**NP**
Sulfate (mg/L)	BGWA-29 (bg)	-0.3385	-39	-81	No	20	0	n/a	n/a	0.01	NP
Sulfate (mg/L)	BGWA-33 (bg)	-1.483	-14	-21	No	8	0	n/a	n/a	0.01	NP
Sulfate (mg/L)	**BGWA-47D (bg)**	**8.354**	**44**	**38**	**Yes**	**12**	**0**	**n/a**	**n/a**	**0.01**	**NP**
Sulfate (mg/L)	BGWA-48D (bg)	-7.306	-30	-38	No	12	0	n/a	n/a	0.01	NP
Sulfate (mg/L)	BGWC-10	-1.042	-62	-74	No	19	0	n/a	n/a	0.01	NP
Sulfate (mg/L)	**BGWC-12**	**30.17**	**119**	**74**	**Yes**	**19**	**0**	**n/a**	**n/a**	**0.01**	**NP**
Sulfate (mg/L)	BGWC-14A	68.69	20	38	No	12	0	n/a	n/a	0.01	NP
Sulfate (mg/L)	**BGWC-16**	**14.92**	**96**	**74**	**Yes**	**19**	**0**	**n/a**	**n/a**	**0.01**	**NP**

Appendix III Trend Tests - All Results

Plant Bowen Client: Southern Company Data: Bowen AP-1 Printed 11/15/2022, 8:18 PM

Constituent	Well	Slope	Calc.	Critical	Sig.	N	%NDs	Normality	Xform	Alpha	Method
Sulfate (mg/L)	BGWC-17	-4.42	-51	-74	No	19	0	n/a	n/a	0.01	NP
Sulfate (mg/L)	**BGWC-19**	**-9.18**	**-75**	**-74**	**Yes**	**19**	**0**	**n/a**	**n/a**	**0.01**	**NP**
Sulfate (mg/L)	BGWC-20	-3.975	-11	-74	No	19	0	n/a	n/a	0.01	NP
Sulfate (mg/L)	BGWC-22	10.94	35	98	No	23	0	n/a	n/a	0.01	NP
Sulfate (mg/L)	BGWC-23	27.13	77	87	No	21	0	n/a	n/a	0.01	NP
Sulfate (mg/L)	BGWC-24	-38.99	-75	-92	No	22	0	n/a	n/a	0.01	NP
Sulfate (mg/L)	**BGWC-7**	**-40.5**	**-86**	**-74**	**Yes**	**19**	**0**	**n/a**	**n/a**	**0.01**	**NP**
Sulfate (mg/L)	**BGWC-9**	**-7.855**	**-94**	**-74**	**Yes**	**19**	**0**	**n/a**	**n/a**	**0.01**	**NP**
Total Dissolved Solids (mg/L)	BGWA-2 (bg)	8.12	73	74	No	19	0	n/a	n/a	0.01	NP
Total Dissolved Solids (mg/L)	BGWA-29 (bg)	-2.288	-46	-74	No	19	0	n/a	n/a	0.01	NP
Total Dissolved Solids (mg/L)	BGWA-33 (bg)	-8.072	-8	-25	No	9	0	n/a	n/a	0.01	NP
Total Dissolved Solids (mg/L)	BGWA-47D (bg)	10.2	20	38	No	12	0	n/a	n/a	0.01	NP
Total Dissolved Solids (mg/L)	BGWA-48D (bg)	4.746	4	38	No	12	0	n/a	n/a	0.01	NP
Total Dissolved Solids (mg/L)	**BGWC-12**	**55.89**	**105**	**74**	**Yes**	**19**	**0**	**n/a**	**n/a**	**0.01**	**NP**
Total Dissolved Solids (mg/L)	BGWC-14A	79.17	22	38	No	12	0	n/a	n/a	0.01	NP
Total Dissolved Solids (mg/L)	BGWC-16	20.37	69	74	No	19	0	n/a	n/a	0.01	NP
Total Dissolved Solids (mg/L)	BGWC-20	29.86	63	74	No	19	0	n/a	n/a	0.01	NP
Total Dissolved Solids (mg/L)	**BGWC-22**	**227.7**	**93**	**81**	**Yes**	**20**	**0**	**n/a**	**n/a**	**0.01**	**NP**
Total Dissolved Solids (mg/L)	**BGWC-23**	**238.1**	**121**	**74**	**Yes**	**19**	**0**	**n/a**	**n/a**	**0.01**	**NP**
Total Dissolved Solids (mg/L)	BGWC-24	-217.9	-54	-81	No	20	0	n/a	n/a	0.01	NP
Total Dissolved Solids (mg/L)	**BGWC-30**	**-394.4**	**-120**	**-81**	**Yes**	**20**	**0**	**n/a**	**n/a**	**0.01**	**NP**
Total Dissolved Solids (mg/L)	**BGWC-7**	**-53.6**	**-103**	**-74**	**Yes**	**19**	**0**	**n/a**	**n/a**	**0.01**	**NP**

Sanitas™ v.9.6.35 . UG
Hollow symbols indicate censored values.

Sen's Slope Estimator

BGWA-2 (bg)

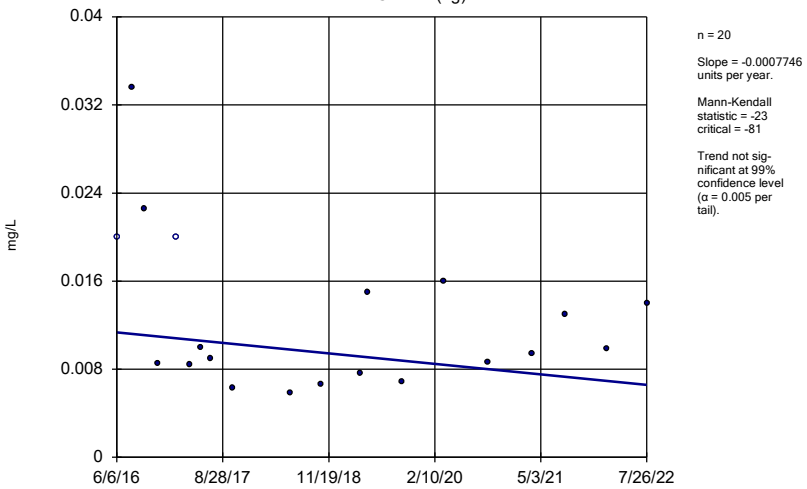

n = 20

Slope = -0.0007746 units per year.

Mann-Kendall statistic = -23
critical = -81

Trend not significant at 99% confidence level (α = 0.005 per tail).

Constituent: Boron Analysis Run 11/15/2022 7:56 PM View: Appendix III - Trend Test
Plant Bowen Client: Southern Company Data: Bowen AP-1

Sanitas™ v.9.6.35 . UG
Hollow symbols indicate censored values.

Sen's Slope Estimator

BGWA-29 (bg)

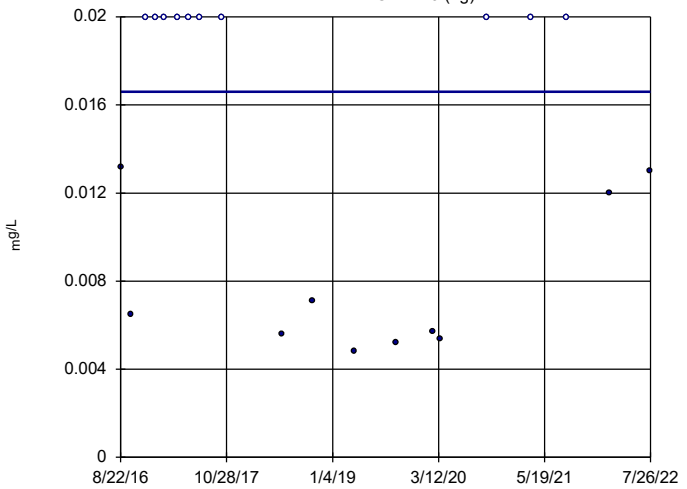

n = 20

Slope = 0 units per year.

Mann-Kendall statistic = -23
critical = -81

Trend not significant at 99% confidence level (α = 0.005 per tail).

Constituent: Boron Analysis Run 11/15/2022 7:56 PM View: Appendix III - Trend Test
Plant Bowen Client: Southern Company Data: Bowen AP-1

Sanitas™ v.9.6.35 . UG

Sen's Slope Estimator

BGWA-33 (bg)

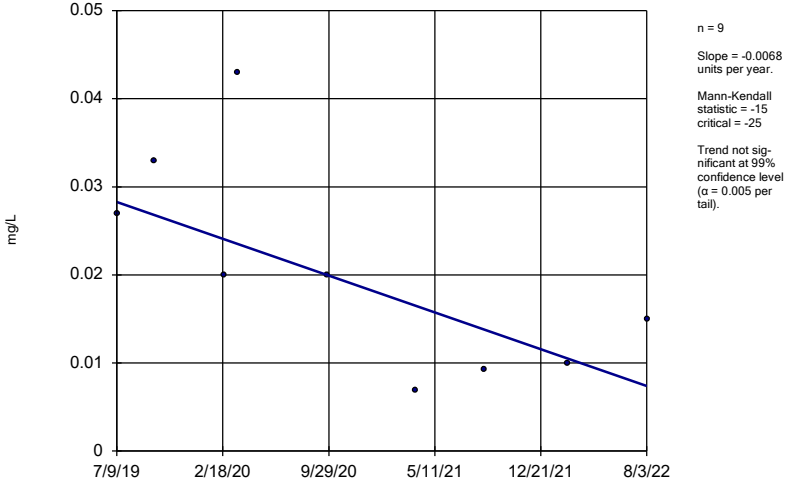

n = 9

Slope = -0.0068 units per year.

Mann-Kendall statistic = -15
critical = -25

Trend not significant at 99% confidence level (α = 0.005 per tail).

Constituent: Boron Analysis Run 11/15/2022 7:56 PM View: Appendix III - Trend Test
Plant Bowen Client: Southern Company Data: Bowen AP-1

Sanitas™ v.9.6.35 . UG

Sen's Slope Estimator

BGWA-47D (bg)

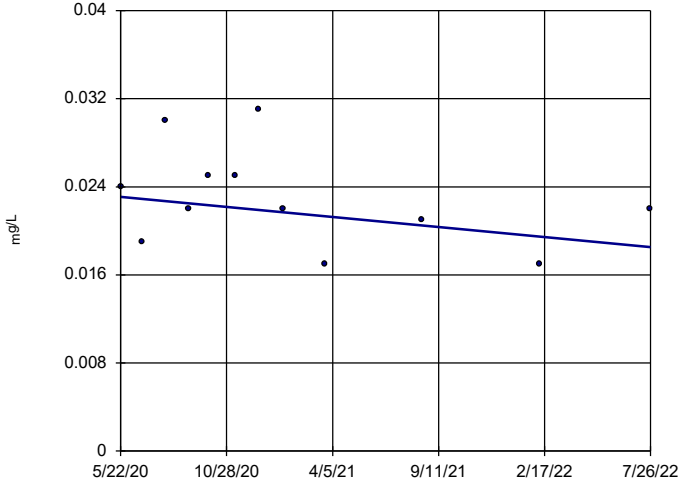

n = 12

Slope = -0.002093 units per year.

Mann-Kendall statistic = -17
critical = -38

Trend not significant at 99% confidence level (α = 0.005 per tail).

Constituent: Boron Analysis Run 11/15/2022 7:56 PM View: Appendix III - Trend Test
Plant Bowen Client: Southern Company Data: Bowen AP-1

Sanitas™ v.9.6.35 . UG

Sen's Slope Estimator

BGWA-48D (bg)

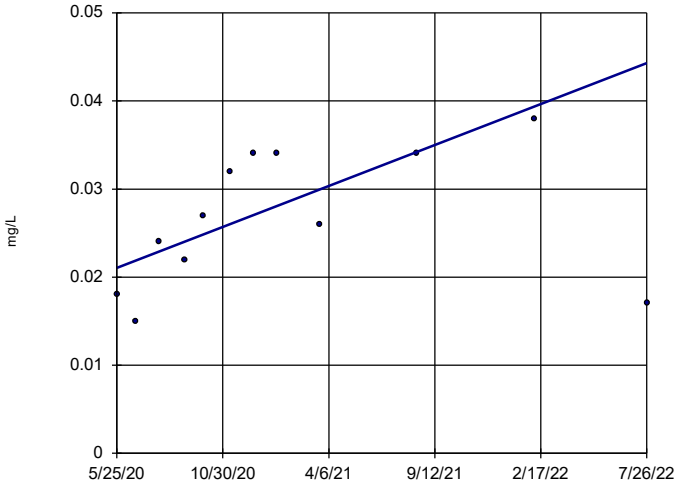

n = 12

Slope = 0.01071 units per year.

Mann-Kendall statistic = 31
critical = 38

Trend not significant at 99% confidence level (α = 0.005 per tail).

Constituent: Boron Analysis Run 11/15/2022 7:56 PM View: Appendix III - Trend Test
Plant Bowen Client: Southern Company Data: Bowen AP-1

Sanitas™ v.9.6.35 . UG

Sen's Slope Estimator

BGWC-10

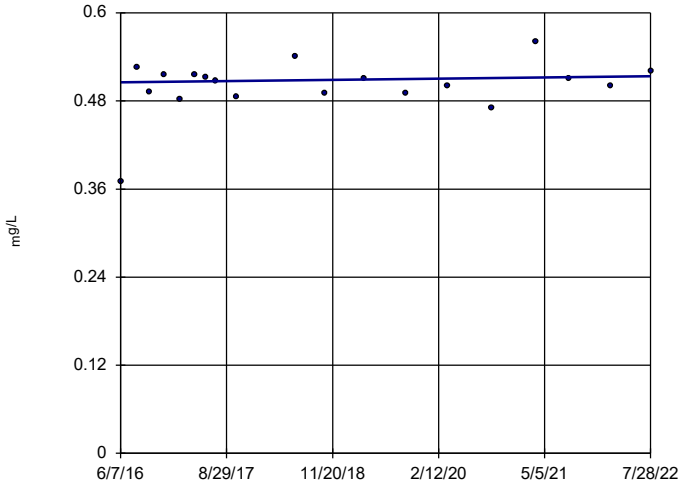

n = 19

Slope = 0.001358 units per year.

Mann-Kendall statistic = 13
critical = 74

Trend not significant at 99% confidence level (α = 0.005 per tail).

Constituent: Boron Analysis Run 11/15/2022 7:56 PM View: Appendix III - Trend Test
Plant Bowen Client: Southern Company Data: Bowen AP-1

Sanitas™ v.9.6.35 . UG

Sen's Slope Estimator

BGWC-12

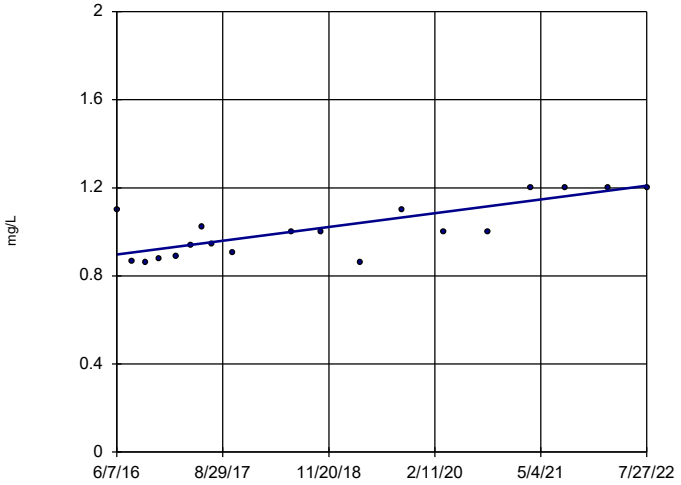

n = 19

Slope = 0.05103 units per year.

Mann-Kendall statistic = 90
critical = 74

Increasing trend significant at 99% confidence level (α = 0.005 per tail).

Constituent: Boron Analysis Run 11/15/2022 7:56 PM View: Appendix III - Trend Test
Plant Bowen Client: Southern Company Data: Bowen AP-1

Sanitas™ v.9.6.35 . UG

Sen's Slope Estimator

BGWC-14A

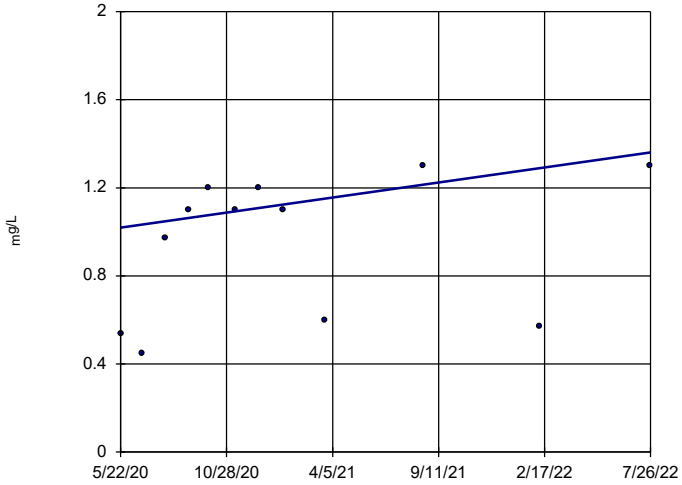

n = 12

Slope = 0.1569 units per year.

Mann-Kendall statistic = 25
critical = 38

Trend not significant at 99% confidence level (α = 0.005 per tail).

Constituent: Boron Analysis Run 11/15/2022 7:56 PM View: Appendix III - Trend Test
Plant Bowen Client: Southern Company Data: Bowen AP-1

Sanitas™ v.9.6.35 . UG

Sen's Slope Estimator

BGWC-16

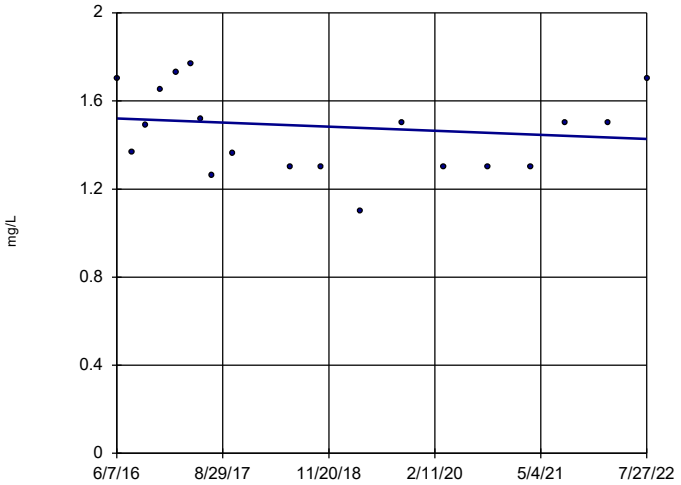

n = 19

Slope = -0.01515 units per year.

Mann-Kendall statistic = -27 critical = -74

Trend not significant at 99% confidence level (α = 0.005 per tail).

Constituent: Boron Analysis Run 11/15/2022 7:56 PM View: Appendix III - Trend Test
Plant Bowen Client: Southern Company Data: Bowen AP-1

Sanitas™ v.9.6.35 . UG

Sen's Slope Estimator

BGWC-17

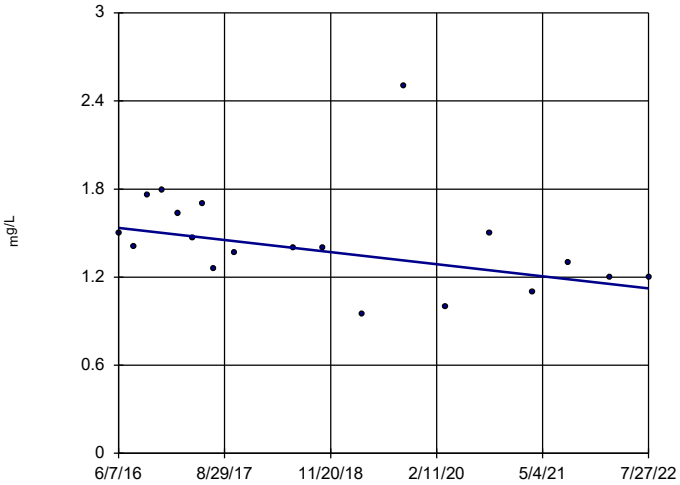

n = 19

Slope = -0.06711 units per year.

Mann-Kendall statistic = -68 critical = -74

Trend not significant at 99% confidence level (α = 0.005 per tail).

Constituent: Boron Analysis Run 11/15/2022 7:56 PM View: Appendix III - Trend Test
Plant Bowen Client: Southern Company Data: Bowen AP-1

Sanitas™ v.9.6.35 . UG

Sen's Slope Estimator

BGWC-18

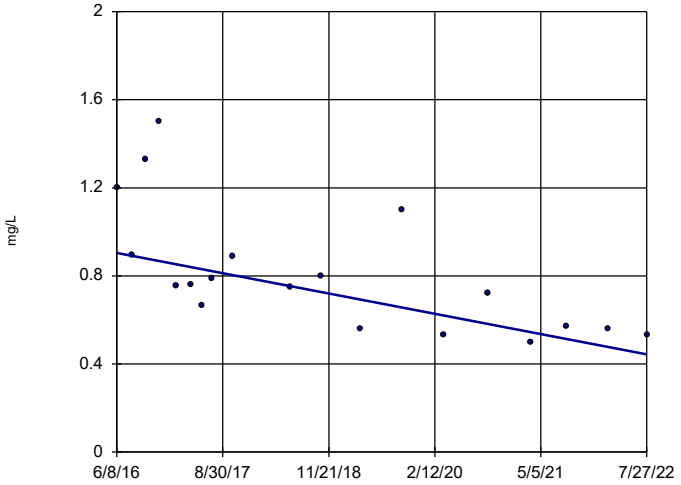

n = 19

Slope = -0.07488 units per year.

Mann-Kendall statistic = -95 critical = -74

Decreasing trend significant at 99% confidence level (α = 0.005 per tail).

Constituent: Boron Analysis Run 11/15/2022 7:56 PM View: Appendix III - Trend Test
Plant Bowen Client: Southern Company Data: Bowen AP-1

Sanitas™ v.9.6.35 . UG

Sen's Slope Estimator

BGWC-19

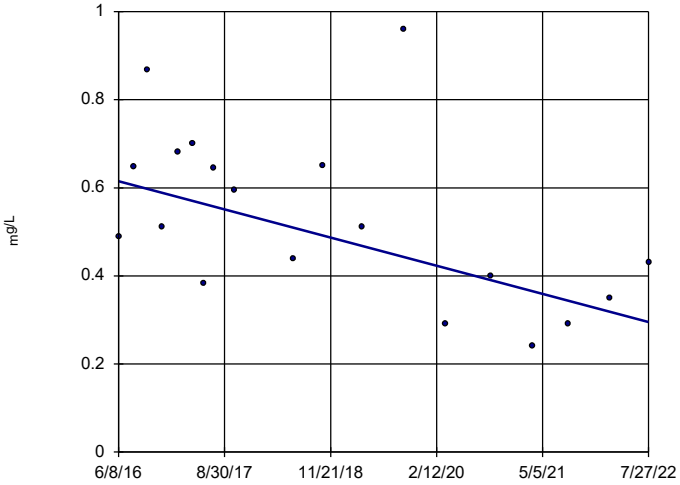

n = 19

Slope = -0.05208 units per year.

Mann-Kendall statistic = -65 critical = -74

Trend not significant at 99% confidence level (α = 0.005 per tail).

Constituent: Boron Analysis Run 11/15/2022 7:56 PM View: Appendix III - Trend Test
Plant Bowen Client: Southern Company Data: Bowen AP-1

Sanitas™ v.9.6.35 . UG

Sen's Slope Estimator

BGWC-20

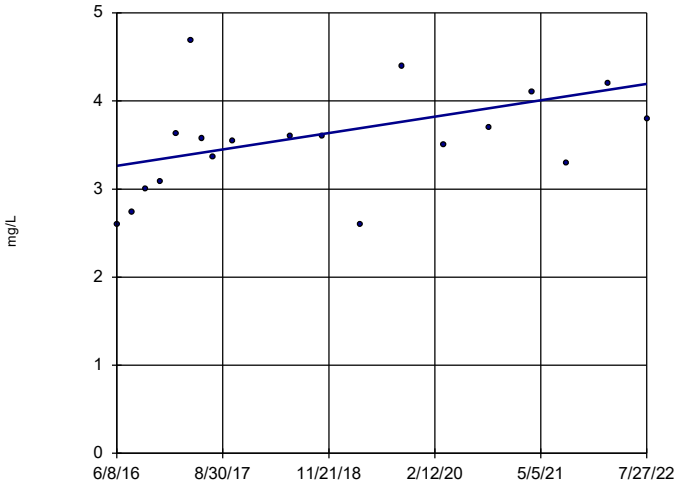

n = 19

Slope = 0.1516 units per year.

Mann-Kendall statistic = 67 critical = 74

Trend not significant at 99% confidence level (α = 0.005 per tail).

Constituent: Boron Analysis Run 11/15/2022 7:56 PM View: Appendix III - Trend Test
Plant Bowen Client: Southern Company Data: Bowen AP-1

Sanitas™ v.9.6.35 . UG

Sen's Slope Estimator

BGWC-22

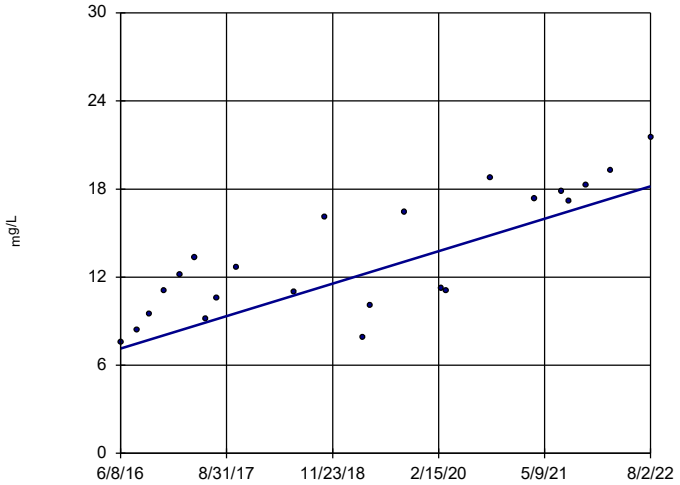

n = 23

Slope = 1.795 units per year.

Mann-Kendall statistic = 160 critical = 98

Increasing trend significant at 99% confidence level (α = 0.005 per tail).

Constituent: Boron Analysis Run 11/15/2022 7:56 PM View: Appendix III - Trend Test
Plant Bowen Client: Southern Company Data: Bowen AP-1

Sanitas™ v.9.6.35 . UG

Sen's Slope Estimator

BGWC-23

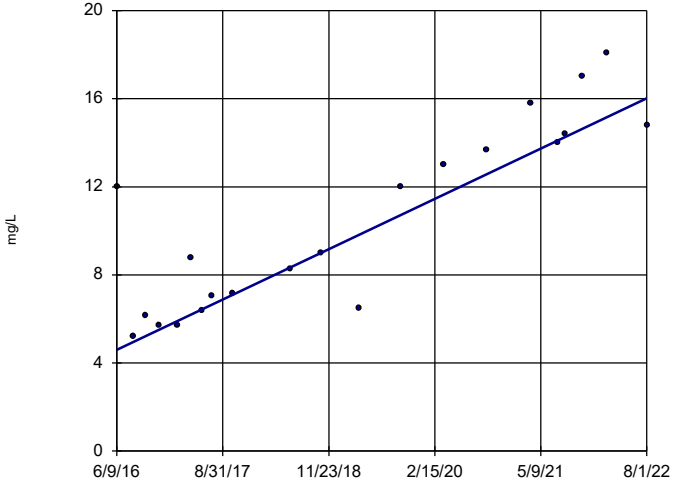

n = 21

Slope = 1.856 units per year.

Mann-Kendall statistic = 154 critical = 87

Increasing trend significant at 99% confidence level (α = 0.005 per tail).

Constituent: Boron Analysis Run 11/15/2022 7:56 PM View: Appendix III - Trend Test
Plant Bowen Client: Southern Company Data: Bowen AP-1

Sanitas™ v.9.6.35 . UG

Sen's Slope Estimator

BGWC-24

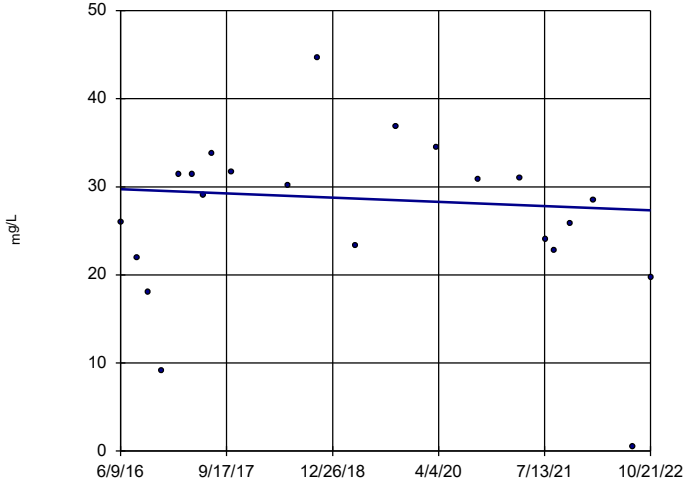

n = 22

Slope = -0.3723 units per year.

Mann-Kendall statistic = -20 critical = -92

Trend not significant at 99% confidence level (α = 0.005 per tail).

Constituent: Boron Analysis Run 11/15/2022 7:56 PM View: Appendix III - Trend Test
Plant Bowen Client: Southern Company Data: Bowen AP-1

Sanitas™ v.9.6.35 . UG

Sen's Slope Estimator

BGWC-25

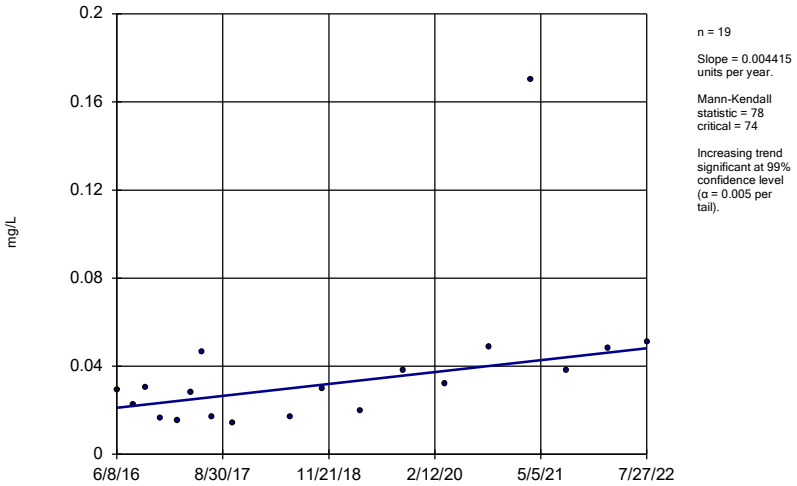

n = 19

Slope = 0.004415 units per year.

Mann-Kendall statistic = 78
critical = 74

Increasing trend significant at 99% confidence level (α = 0.005 per tail).

Constituent: Boron Analysis Run 11/15/2022 7:56 PM View: Appendix III - Trend Test
Plant Bowen Client: Southern Company Data: Bowen AP-1

Sanitas™ v.9.6.35 . UG

Sen's Slope Estimator

BGWC-30

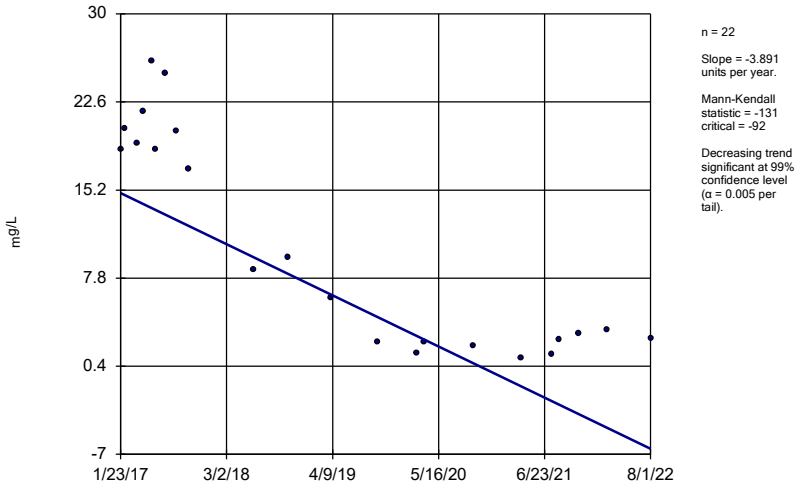

n = 22

Slope = -3.891 units per year.

Mann-Kendall statistic = -131
critical = -92

Decreasing trend significant at 99% confidence level (α = 0.005 per tail).

Constituent: Boron Analysis Run 11/15/2022 7:56 PM View: Appendix III - Trend Test
Plant Bowen Client: Southern Company Data: Bowen AP-1

Sanitas™ v.9.6.35 . UG

Sen's Slope Estimator

BGWC-7

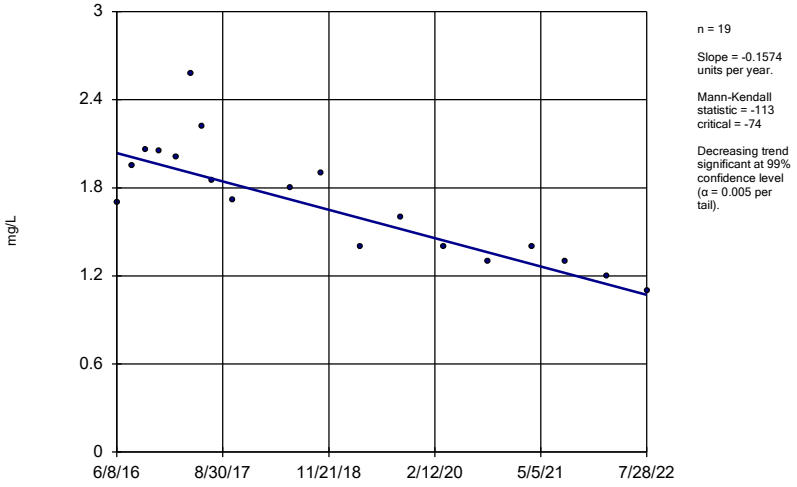

n = 19

Slope = -0.1574 units per year.

Mann-Kendall statistic = -113
critical = -74

Decreasing trend significant at 99% confidence level (α = 0.005 per tail).

Constituent: Boron Analysis Run 11/15/2022 7:56 PM View: Appendix III - Trend Test
Plant Bowen Client: Southern Company Data: Bowen AP-1

Sanitas™ v.9.6.35 . UG

Sen's Slope Estimator

BGWC-8

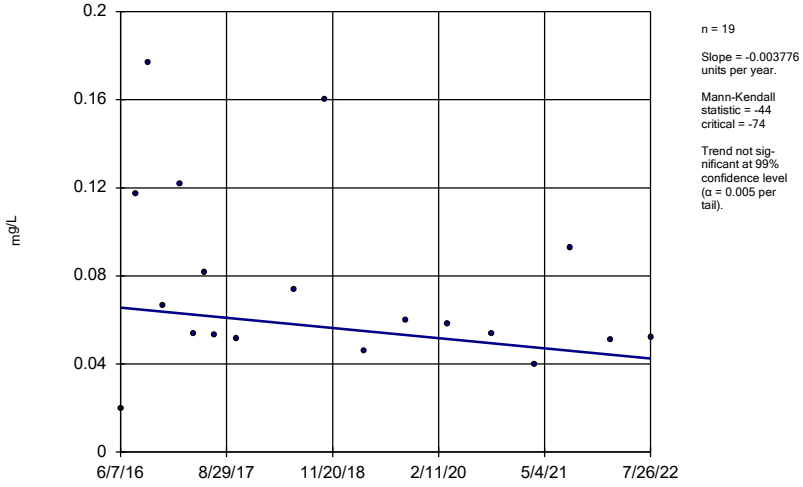

n = 19

Slope = -0.003776 units per year.

Mann-Kendall statistic = -44
critical = -74

Trend not sig-nificant at 99% confidence level (α = 0.005 per tail).

Constituent: Boron Analysis Run 11/15/2022 7:56 PM View: Appendix III - Trend Test
Plant Bowen Client: Southern Company Data: Bowen AP-1

Sanitas™ v.9.6.35 . UG

Sen's Slope Estimator

BGWC-9

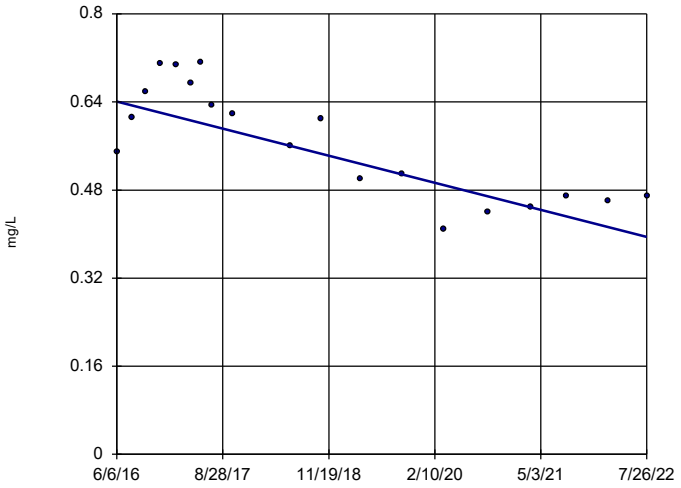

n = 19

Slope = -0.04004 units per year.

Mann-Kendall statistic = -92
critical = -74

Decreasing trend significant at 99% confidence level (α = 0.005 per tail).

Constituent: Boron Analysis Run 11/15/2022 7:56 PM View: Appendix III - Trend Test
Plant Bowen Client: Southern Company Data: Bowen AP-1

Sanitas™ v.9.6.35 . UG

Sen's Slope Estimator

BGWA-2 (bg)

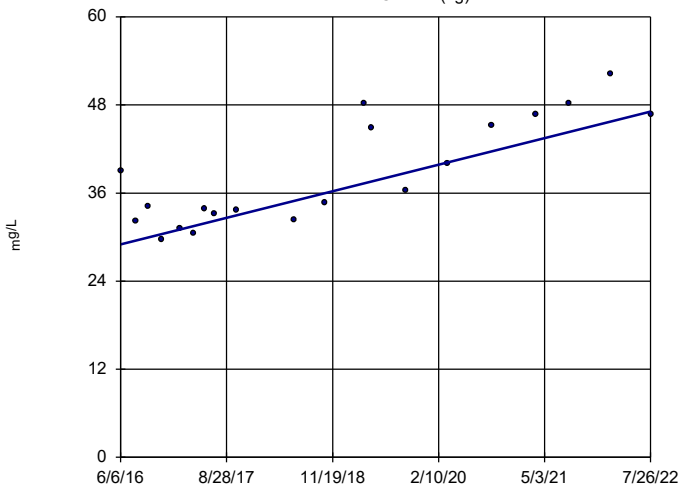

n = 20

Slope = 2.945 units per year.

Mann-Kendall statistic = 115
critical = 81

Increasing trend significant at 99% confidence level (α = 0.005 per tail).

Constituent: Calcium Analysis Run 11/15/2022 7:56 PM View: Appendix III - Trend Test
Plant Bowen Client: Southern Company Data: Bowen AP-1

Sanitas™ v.9.6.35 . UG

Sen's Slope Estimator

BGWA-29 (bg)

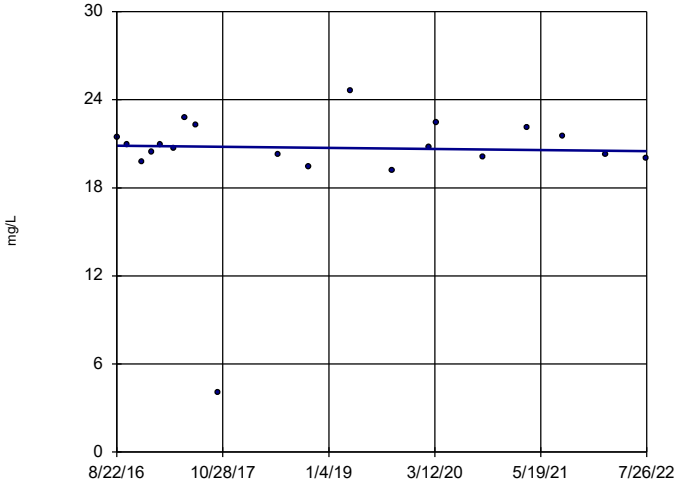

n = 20

Slope = -0.06243 units per year.

Mann-Kendall statistic = -12
critical = -81

Trend not significant at 99% confidence level (α = 0.005 per tail).

Constituent: Calcium Analysis Run 11/15/2022 7:56 PM View: Appendix III - Trend Test
Plant Bowen Client: Southern Company Data: Bowen AP-1

Sanitas™ v.9.6.35 . UG

Sen's Slope Estimator

BGWA-33 (bg)

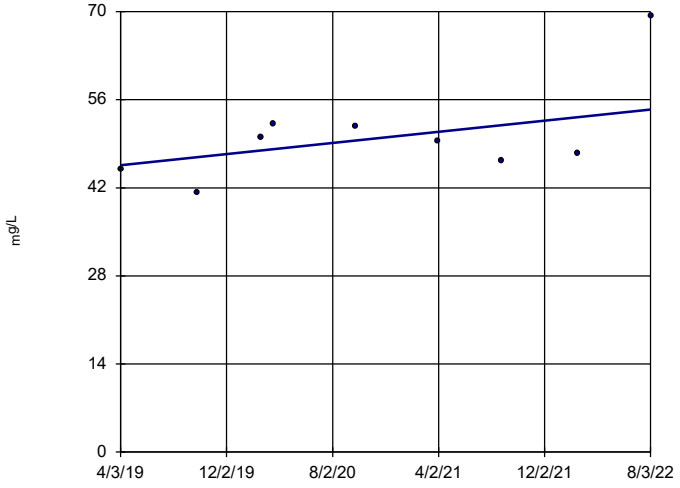

n = 9

Slope = 2.65 units per year.

Mann-Kendall statistic = 10
critical = 25

Trend not significant at 99% confidence level (α = 0.005 per tail).

Constituent: Calcium Analysis Run 11/15/2022 7:56 PM View: Appendix III - Trend Test
Plant Bowen Client: Southern Company Data: Bowen AP-1

Sanitas™ v.9.6.35 . UG

Sen's Slope Estimator

BGWA-47D (bg)

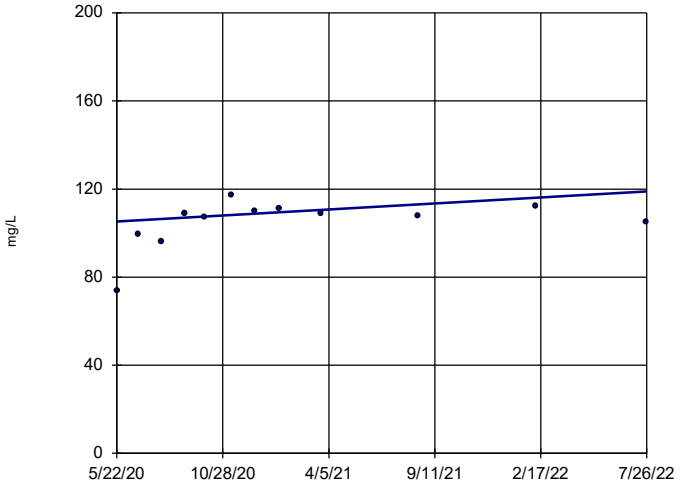

n = 12

Slope = 6.309 units per year.

Mann-Kendall statistic = 23 critical = 38

Trend not significant at 99% confidence level (α = 0.005 per tail).

Constituent: Calcium Analysis Run 11/15/2022 7:56 PM View: Appendix III - Trend Test

Plant Bowen Client: Southern Company Data: Bowen AP-1

Sanitas™ v.9.6.35 . UG

Sen's Slope Estimator

BGWA-48D (bg)

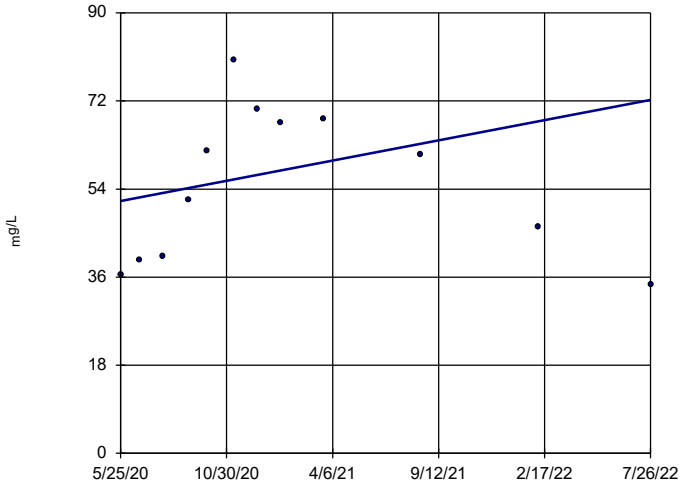

n = 12

Slope = 9.531 units per year.

Mann-Kendall statistic = 10 critical = 38

Trend not significant at 99% confidence level (α = 0.005 per tail).

Constituent: Calcium Analysis Run 11/15/2022 7:56 PM View: Appendix III - Trend Test

Plant Bowen Client: Southern Company Data: Bowen AP-1

Sanitas™ v.9.6.35 . UG

Sen's Slope Estimator

BGWC-12

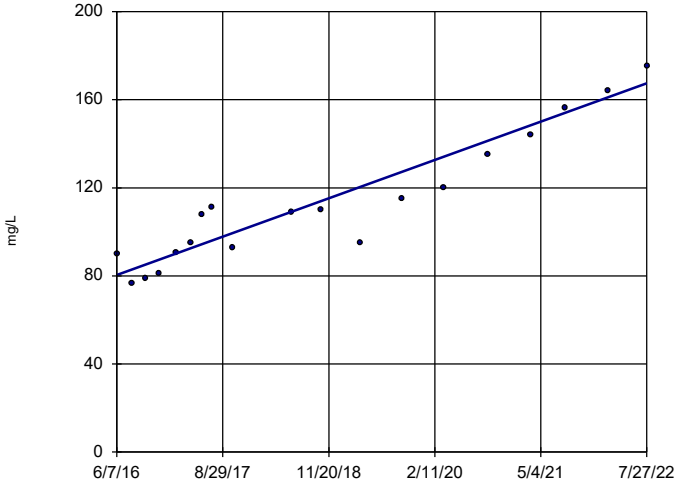

n = 19

Slope = 14.17 units per year.

Mann-Kendall statistic = 146 critical = 74

Increasing trend significant at 99% confidence level (α = 0.005 per tail).

Constituent: Calcium Analysis Run 11/15/2022 7:56 PM View: Appendix III - Trend Test

Plant Bowen Client: Southern Company Data: Bowen AP-1

Sanitas™ v.9.6.35 . UG

Sen's Slope Estimator

BGWC-14A

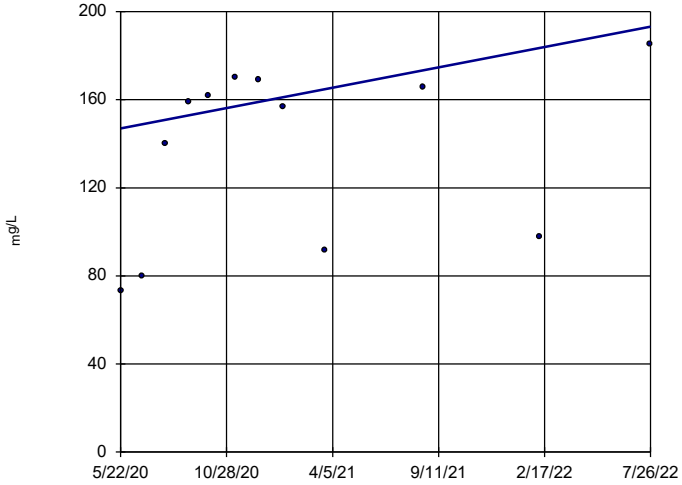

n = 12

Slope = 21.17 units per year.

Mann-Kendall statistic = 26 critical = 38

Trend not significant at 99% confidence level (α = 0.005 per tail).

Constituent: Calcium Analysis Run 11/15/2022 7:56 PM View: Appendix III - Trend Test

Plant Bowen Client: Southern Company Data: Bowen AP-1

Sanitas™ v.9.6.35 . UG

Sen's Slope Estimator

BGWC-16

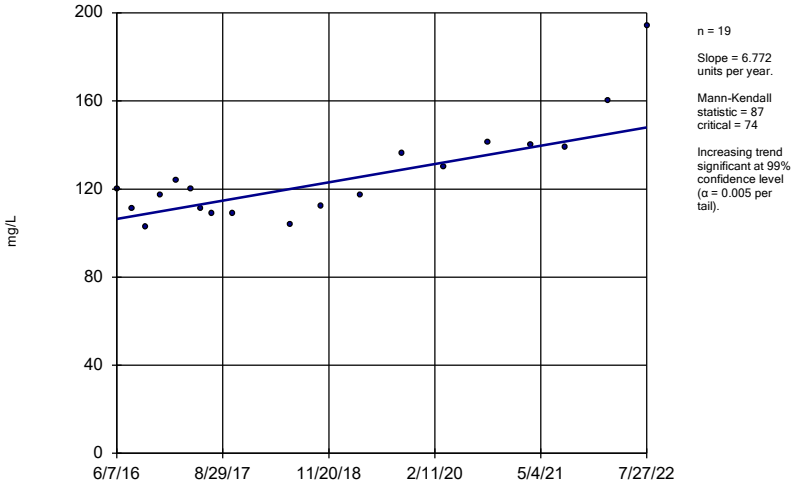

n = 19

Slope = 6.772 units per year.

Mann-Kendall statistic = 87 critical = 74

Increasing trend significant at 99% confidence level (α = 0.005 per tail).

Constituent: Calcium Analysis Run 11/15/2022 7:56 PM View: Appendix III - Trend Test

Plant Bowen Client: Southern Company Data: Bowen AP-1

Sanitas™ v.9.6.35 . UG

Sen's Slope Estimator

BGWC-20

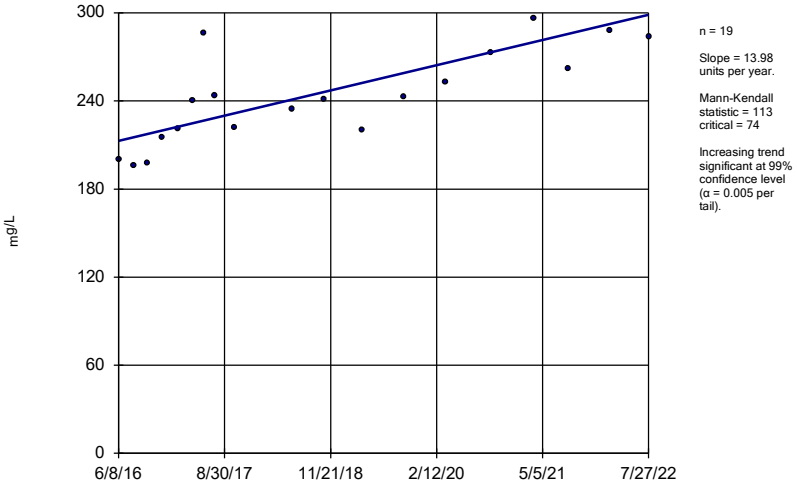

n = 19

Slope = 13.98 units per year.

Mann-Kendall statistic = 113 critical = 74

Increasing trend significant at 99% confidence level (α = 0.005 per tail).

Constituent: Calcium Analysis Run 11/15/2022 7:56 PM View: Appendix III - Trend Test

Plant Bowen Client: Southern Company Data: Bowen AP-1

Sanitas™ v.9.6.35 . UG

Sen's Slope Estimator

BGWC-22

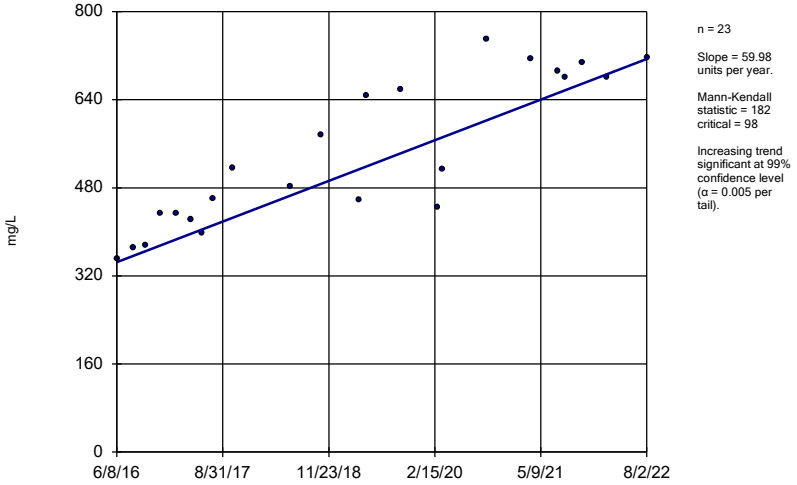

n = 23

Slope = 59.98 units per year.

Mann-Kendall statistic = 182 critical = 98

Increasing trend significant at 99% confidence level (α = 0.005 per tail).

Constituent: Calcium Analysis Run 11/15/2022 7:56 PM View: Appendix III - Trend Test

Plant Bowen Client: Southern Company Data: Bowen AP-1

Sanitas™ v.9.6.35 . UG

Sen's Slope Estimator

BGWC-23

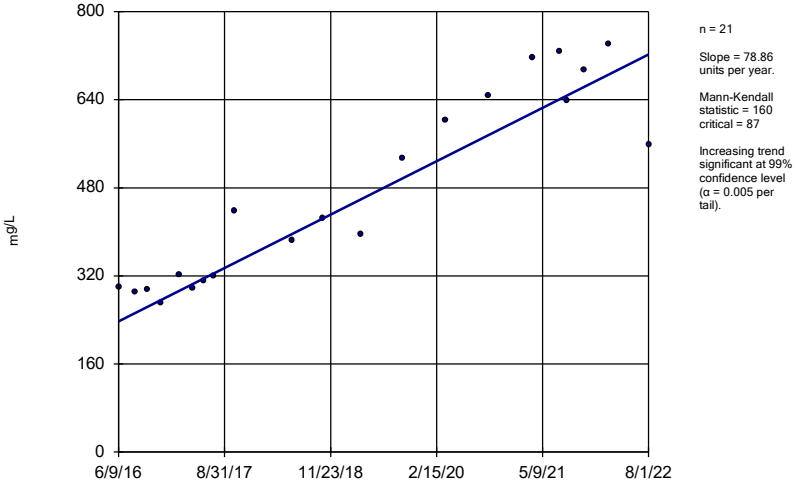

n = 21

Slope = 78.86 units per year.

Mann-Kendall statistic = 160 critical = 87

Increasing trend significant at 99% confidence level (α = 0.005 per tail).

Constituent: Calcium Analysis Run 11/15/2022 7:56 PM View: Appendix III - Trend Test

Plant Bowen Client: Southern Company Data: Bowen AP-1

Sen's Slope Estimator

BGWC-24

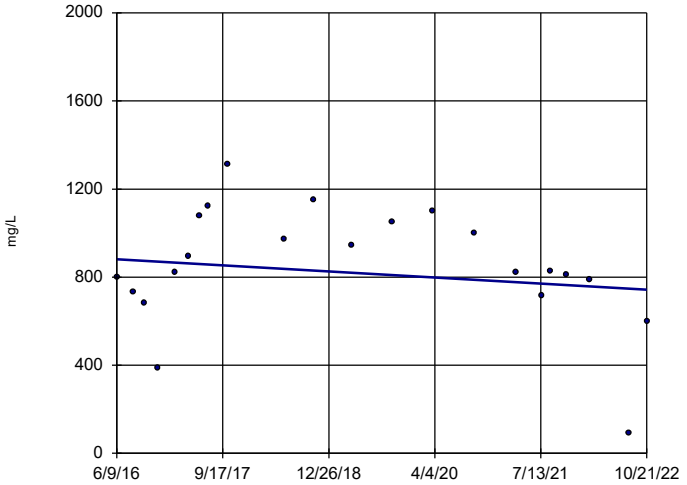

n = 22

Slope = -21.57 units per year.

Mann-Kendall statistic = -29 critical = -92

Trend not significant at 99% confidence level (α = 0.005 per tail).

Constituent: Calcium Analysis Run 11/15/2022 7:56 PM View: Appendix III - Trend Test

Plant Bowen Client: Southern Company Data: Bowen AP-1

Sanitas™ v.9.6.35 . UG

Sen's Slope Estimator

BGWC-7

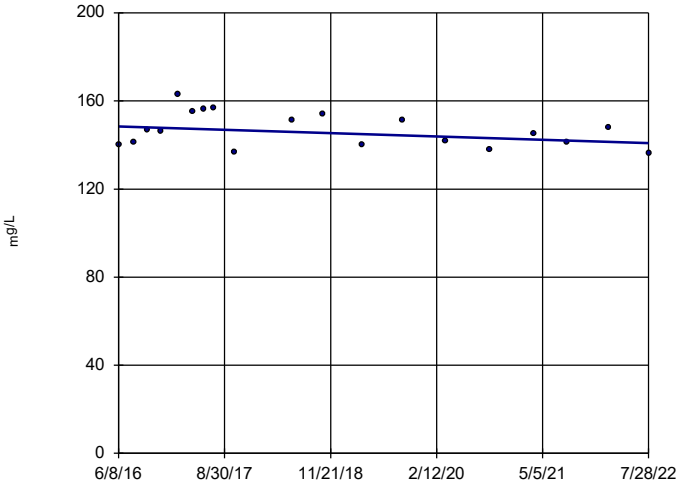

n = 19

Slope = -1.232 units per year.

Mann-Kendall statistic = -34 critical = -74

Trend not significant at 99% confidence level (α = 0.005 per tail).

Constituent: Calcium Analysis Run 11/15/2022 7:56 PM View: Appendix III - Trend Test

Plant Bowen Client: Southern Company Data: Bowen AP-1

Sanitas™ v.9.6.35 . UG

Sen's Slope Estimator

BGWA-2 (bg)

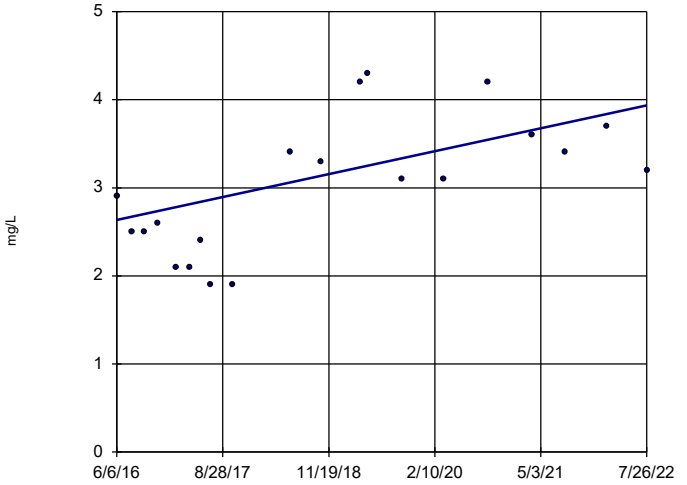

n = 20

Slope = 0.2119 units per year.

Mann-Kendall statistic = 70 critical = 81

Trend not significant at 99% confidence level (α = 0.005 per tail).

Constituent: Chloride Analysis Run 11/15/2022 7:56 PM View: Appendix III - Trend Test

Plant Bowen Client: Southern Company Data: Bowen AP-1

Sanitas™ v.9.6.35 . UG

Sen's Slope Estimator

BGWA-29 (bg)

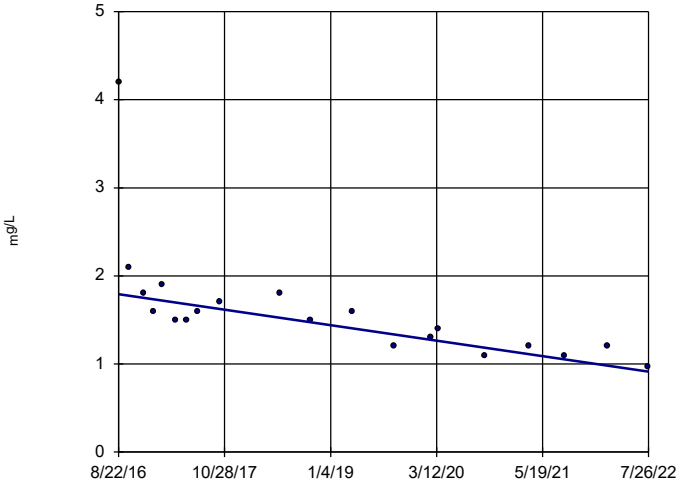

n = 20

Slope = -0.1487 units per year.

Mann-Kendall statistic = -135 critical = -81

Decreasing trend significant at 99% confidence level (α = 0.005 per tail).

Constituent: Chloride Analysis Run 11/15/2022 7:56 PM View: Appendix III - Trend Test

Plant Bowen Client: Southern Company Data: Bowen AP-1

Sanitas™ v.9.6.35 . UG

Sen's Slope Estimator

BGWA-33 (bg)

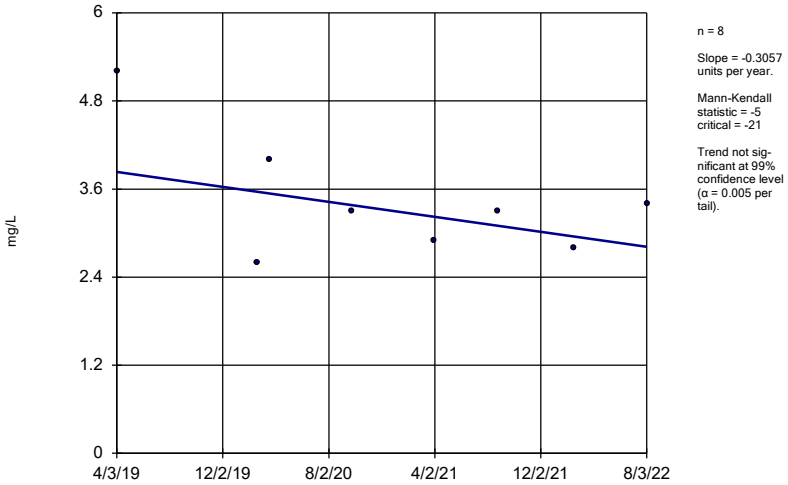

n = 8

Slope = -0.3057 units per year.

Mann-Kendall statistic = -5 critical = -21

Trend not significant at 99% confidence level (α = 0.005 per tail).

Constituent: Chloride Analysis Run 11/15/2022 7:56 PM View: Appendix III - Trend Test

Plant Bowen Client: Southern Company Data: Bowen AP-1

Sanitas™ v.9.6.35 . UG

Sen's Slope Estimator

BGWA-47D (bg)

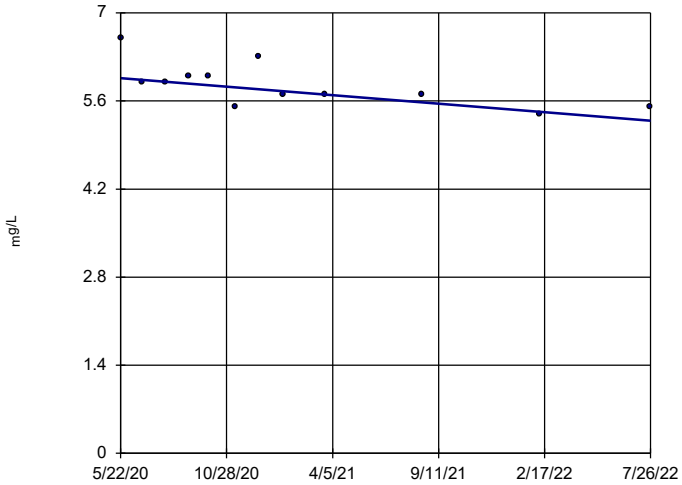

n = 12

Slope = -0.3104 units per year.

Mann-Kendall statistic = -34 critical = -38

Trend not significant at 99% confidence level (α = 0.005 per tail).

Constituent: Chloride Analysis Run 11/15/2022 7:56 PM View: Appendix III - Trend Test

Plant Bowen Client: Southern Company Data: Bowen AP-1

Sanitas™ v.9.6.35 . UG

Sen's Slope Estimator

BGWA-48D (bg)

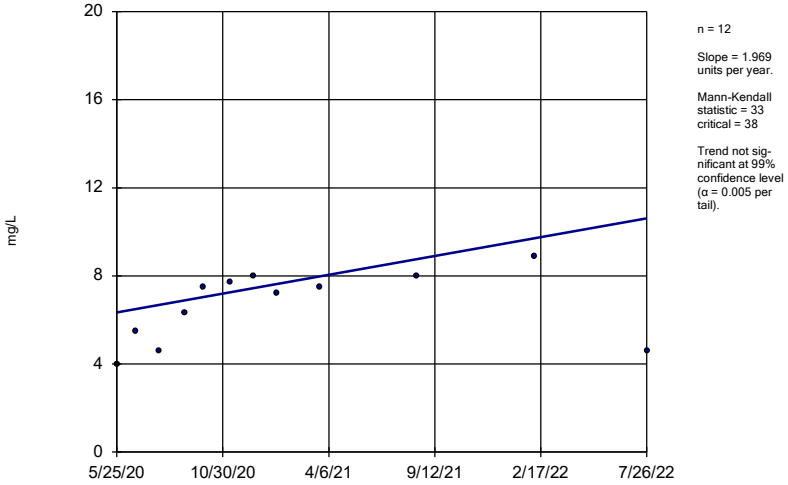

n = 12

Slope = 1.969 units per year.

Mann-Kendall statistic = 33 critical = 38

Trend not significant at 99% confidence level (α = 0.005 per tail).

Constituent: Chloride Analysis Run 11/15/2022 7:56 PM View: Appendix III - Trend Test

Plant Bowen Client: Southern Company Data: Bowen AP-1

Sanitas™ v.9.6.35 . UG

Sen's Slope Estimator

BGWC-10

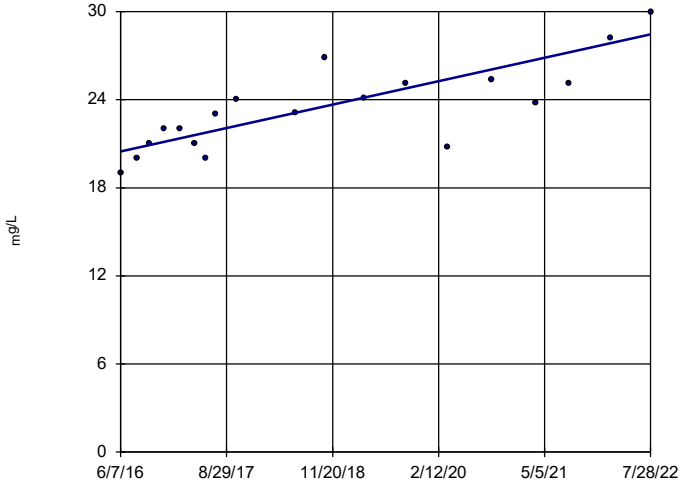

n = 19

Slope = 1.301 units per year.

Mann-Kendall statistic = 113 critical = 74

Increasing trend significant at 99% confidence level (α = 0.005 per tail).

Constituent: Chloride Analysis Run 11/15/2022 7:56 PM View: Appendix III - Trend Test

Plant Bowen Client: Southern Company Data: Bowen AP-1

Sanitas™ v.9.6.35 . UG

Sen's Slope Estimator

BGWC-12

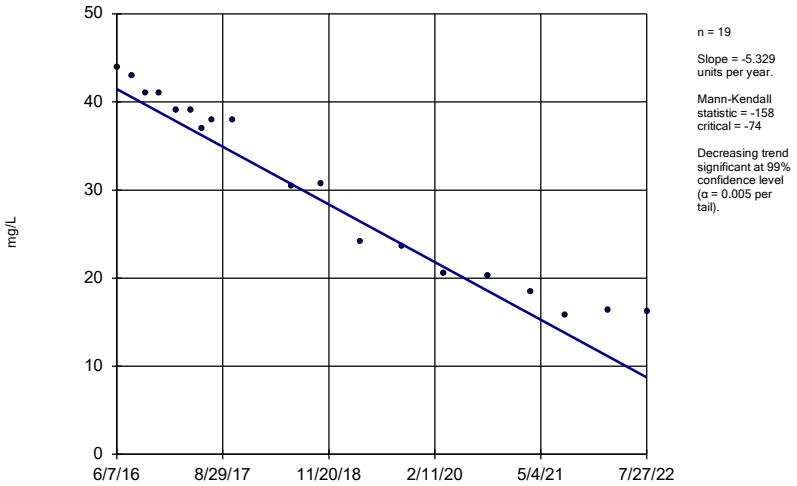

n = 19

Slope = -5.329 units per year.

Mann-Kendall statistic = -158 critical = -74

Decreasing trend significant at 99% confidence level (α = 0.005 per tail).

Constituent: Chloride Analysis Run 11/15/2022 7:56 PM View: Appendix III - Trend Test

Plant Bowen Client: Southern Company Data: Bowen AP-1

Sanitas™ v.9.6.35 . UG

Sen's Slope Estimator

BGWC-14A

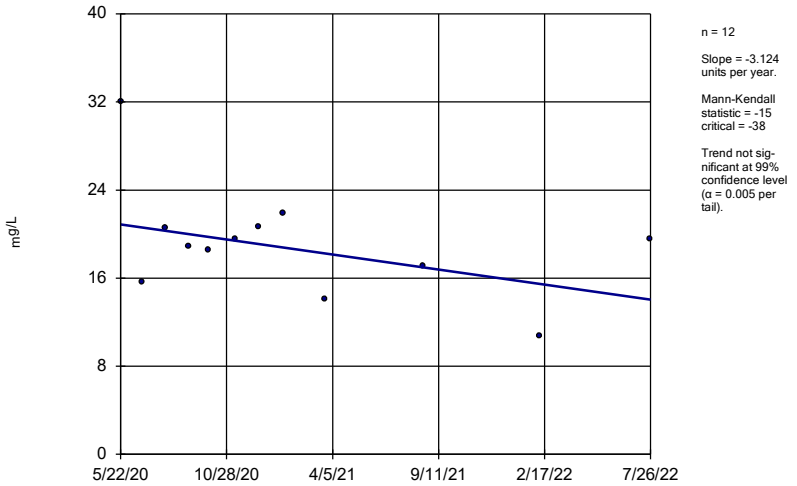

n = 12

Slope = -3.124 units per year.

Mann-Kendall statistic = -15 critical = -38

Trend not significant at 99% confidence level (α = 0.005 per tail).

Constituent: Chloride Analysis Run 11/15/2022 7:56 PM View: Appendix III - Trend Test

Plant Bowen Client: Southern Company Data: Bowen AP-1

Sanitas™ v.9.6.35 . UG

Sen's Slope Estimator

BGWC-16

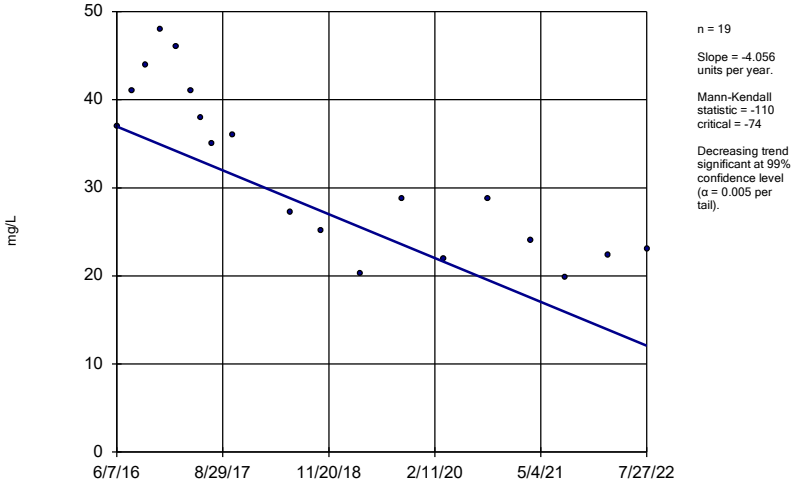

n = 19

Slope = -4.056 units per year.

Mann-Kendall statistic = -110 critical = -74

Decreasing trend significant at 99% confidence level (α = 0.005 per tail).

Constituent: Chloride Analysis Run 11/15/2022 7:56 PM View: Appendix III - Trend Test

Plant Bowen Client: Southern Company Data: Bowen AP-1

Sanitas™ v.9.6.35 . UG

Sen's Slope Estimator

BGWC-17

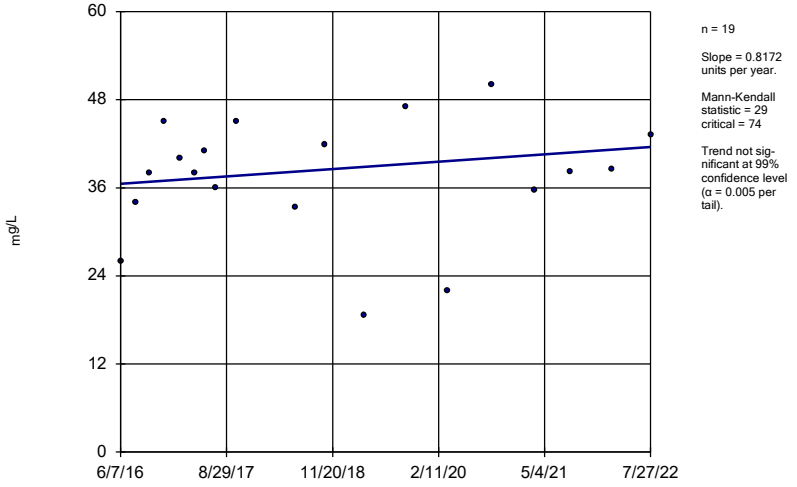

n = 19

Slope = 0.8172 units per year.

Mann-Kendall statistic = 29 critical = 74

Trend not significant at 99% confidence level (α = 0.005 per tail).

Constituent: Chloride Analysis Run 11/15/2022 7:56 PM View: Appendix III - Trend Test

Plant Bowen Client: Southern Company Data: Bowen AP-1

Sen's Slope Estimator

BGWC-18

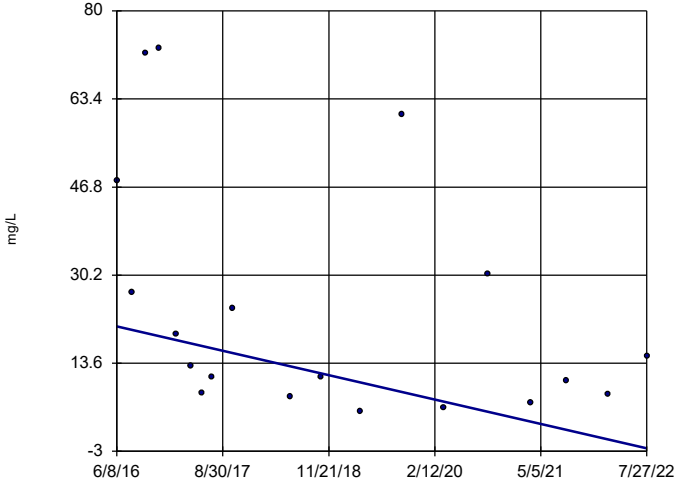

n = 19

Slope = -3.744 units per year.

Mann-Kendall statistic = -63
critical = -74

Trend not significant at 99% confidence level (α = 0.005 per tail).

Constituent: Chloride Analysis Run 11/15/2022 7:56 PM View: Appendix III - Trend Test
Plant Bowen Client: Southern Company Data: Bowen AP-1

Sanitas™ v.9.6.35 . UG

Sen's Slope Estimator

BGWC-20

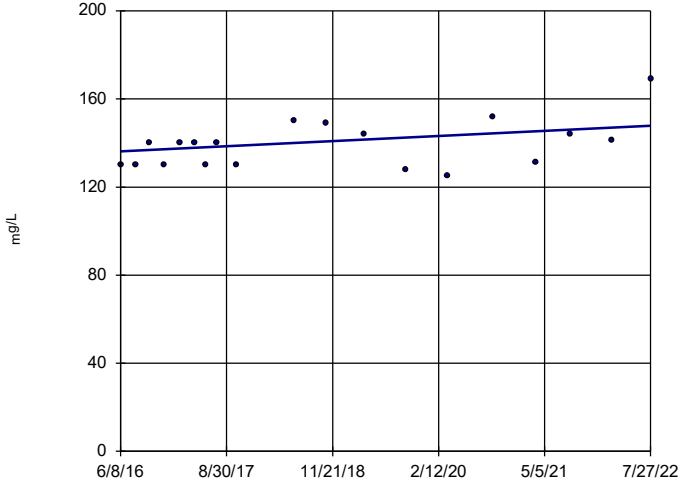

n = 19

Slope = 1.884 units per year.

Mann-Kendall statistic = 50
critical = 74

Trend not significant at 99% confidence level (α = 0.005 per tail).

Constituent: Chloride Analysis Run 11/15/2022 7:56 PM View: Appendix III - Trend Test
Plant Bowen Client: Southern Company Data: Bowen AP-1

Sanitas™ v.9.6.35 . UG

Sen's Slope Estimator

BGWC-22

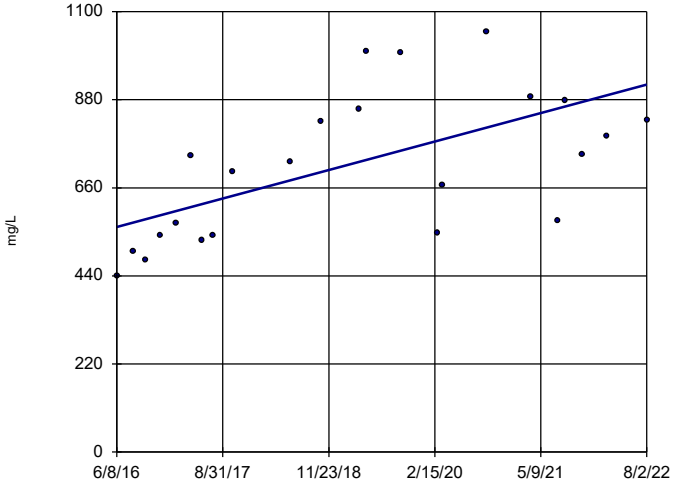

n = 23

Slope = 57.74 units per year.

Mann-Kendall statistic = 130
critical = 98

Increasing trend significant at 99% confidence level (α = 0.005 per tail).

Constituent: Chloride Analysis Run 11/15/2022 7:56 PM View: Appendix III - Trend Test
Plant Bowen Client: Southern Company Data: Bowen AP-1

Sanitas™ v.9.6.35 . UG

Sen's Slope Estimator

BGWC-23

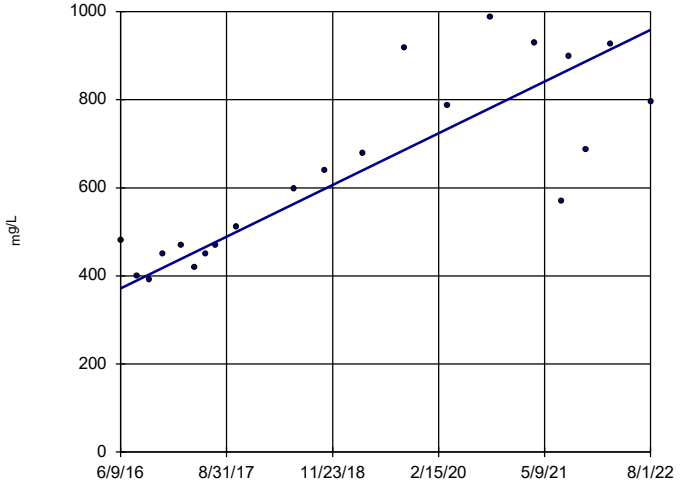

n = 21

Slope = 95.49 units per year.

Mann-Kendall statistic = 138
critical = 87

Increasing trend significant at 99% confidence level (α = 0.005 per tail).

Constituent: Chloride Analysis Run 11/15/2022 7:56 PM View: Appendix III - Trend Test
Plant Bowen Client: Southern Company Data: Bowen AP-1

Sanitas™ v.9.6.35 . UG

Sen's Slope Estimator

BGWC-24

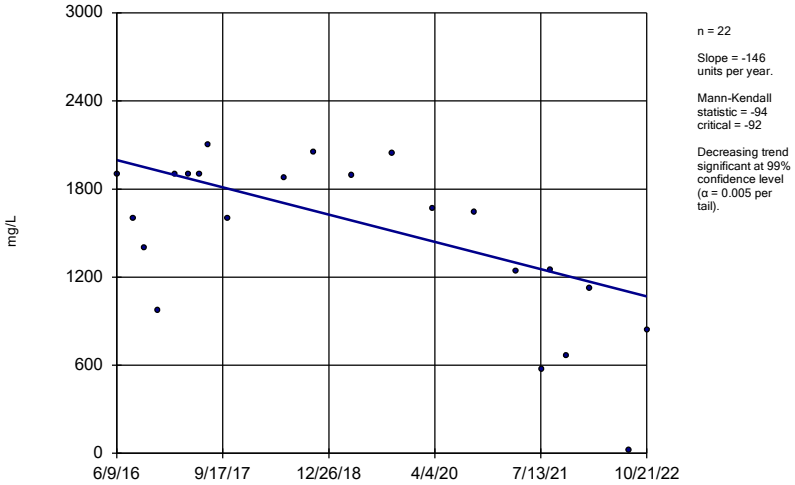

n = 22

Slope = -146 units per year.

Mann-Kendall statistic = -94 critical = -92

Decreasing trend significant at 99% confidence level (α = 0.005 per tail).

Constituent: Chloride Analysis Run 11/15/2022 7:56 PM View: Appendix III - Trend Test

Plant Bowen Client: Southern Company Data: Bowen AP-1

Sanitas™ v.9.6.35 . UG

Sen's Slope Estimator

BGWC-30

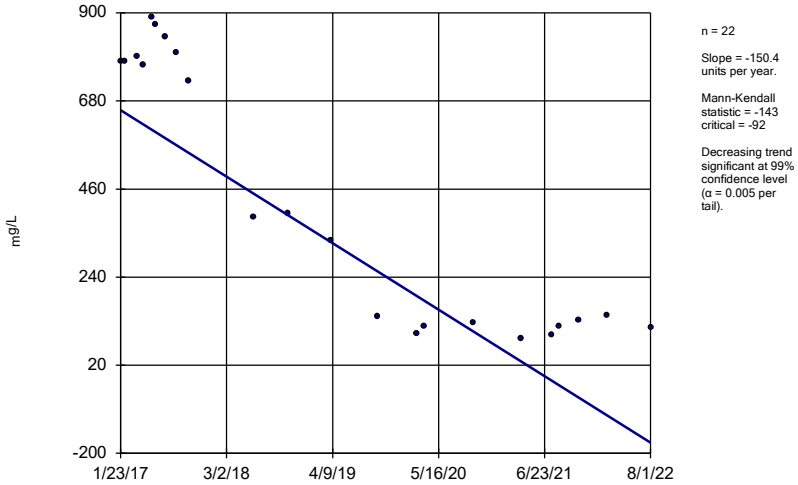

n = 22

Slope = -150.4 units per year.

Mann-Kendall statistic = -143 critical = -92

Decreasing trend significant at 99% confidence level (α = 0.005 per tail).

Constituent: Chloride Analysis Run 11/15/2022 7:56 PM View: Appendix III - Trend Test

Plant Bowen Client: Southern Company Data: Bowen AP-1

Sanitas™ v.9.6.35 . UG

Sen's Slope Estimator

BGWC-9

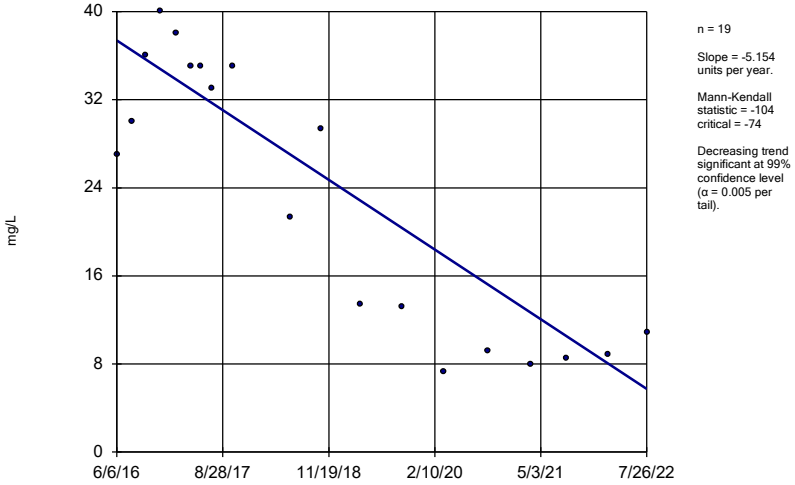

n = 19

Slope = -5.154 units per year.

Mann-Kendall statistic = -104 critical = -74

Decreasing trend significant at 99% confidence level (α = 0.005 per tail).

Constituent: Chloride Analysis Run 11/15/2022 7:56 PM View: Appendix III - Trend Test

Plant Bowen Client: Southern Company Data: Bowen AP-1

Sanitas™ v.9.6.35 . UG

Sen's Slope Estimator

BGWA-2 (bg)

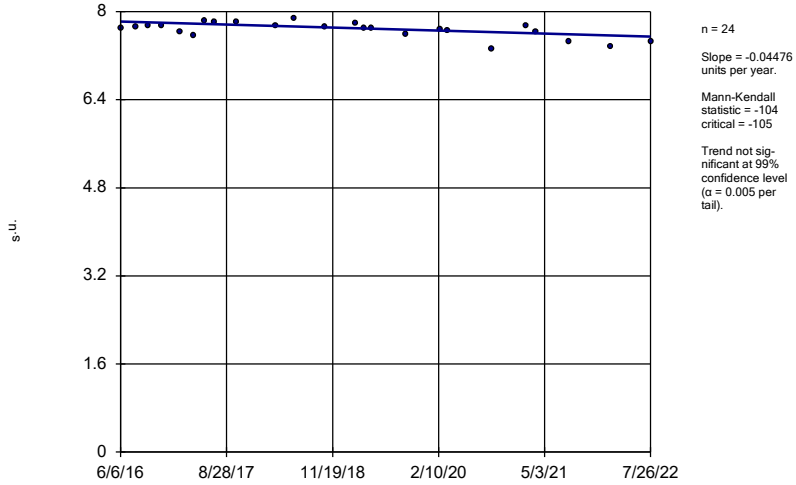

n = 24

Slope = -0.04476 units per year.

Mann-Kendall statistic = -104 critical = -105

Trend not sig-nificant at 99% confidence level (α = 0.005 per tail).

Constituent: pH Analysis Run 11/15/2022 7:56 PM View: Appendix III - Trend Test

Plant Bowen Client: Southern Company Data: Bowen AP-1

Sanitas™ v.9.6.35 . UG

Sen's Slope Estimator

BGWA-29 (bg)

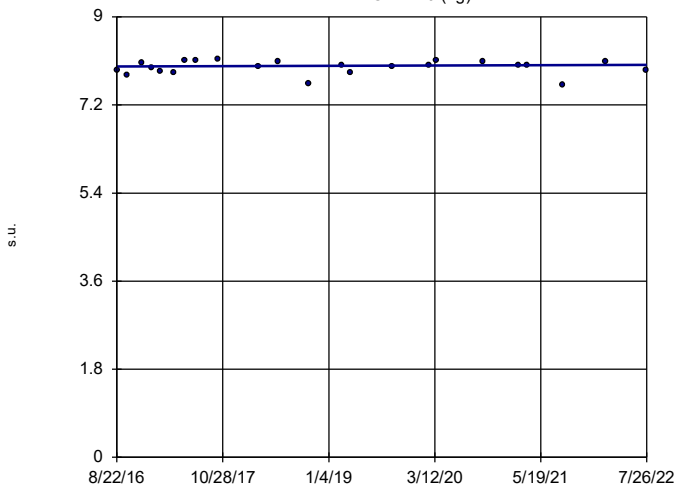

n = 23

Slope = 0.005772 units per year.

Mann-Kendall statistic = 17
critical = 98

Trend not significant at 99% confidence level (α = 0.005 per tail).

Constituent: pH Analysis Run 11/15/2022 7:56 PM View: Appendix III - Trend Test
Plant Bowen Client: Southern Company Data: Bowen AP-1

Sanitas™ v.9.6.35 . UG

Sen's Slope Estimator

BGWA-33 (bg)

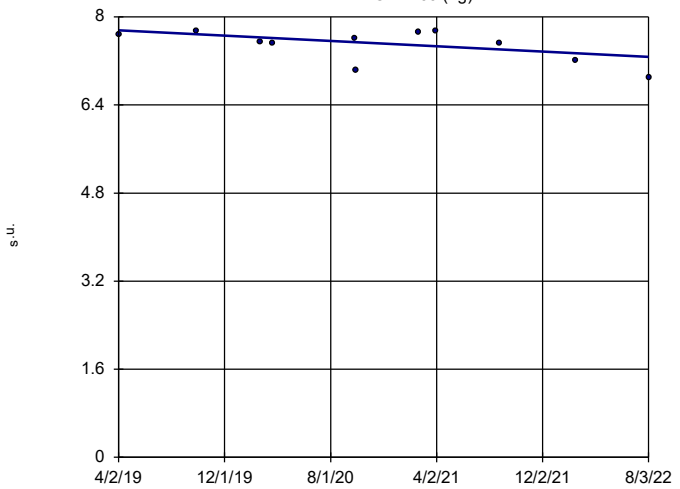

n = 11

Slope = -0.1448 units per year.

Mann-Kendall statistic = -22
critical = -34

Trend not significant at 99% confidence level (α = 0.005 per tail).

Constituent: pH Analysis Run 11/15/2022 7:56 PM View: Appendix III - Trend Test
Plant Bowen Client: Southern Company Data: Bowen AP-1

Sanitas™ v.9.6.35 . UG

Sen's Slope Estimator

BGWA-47D (bg)

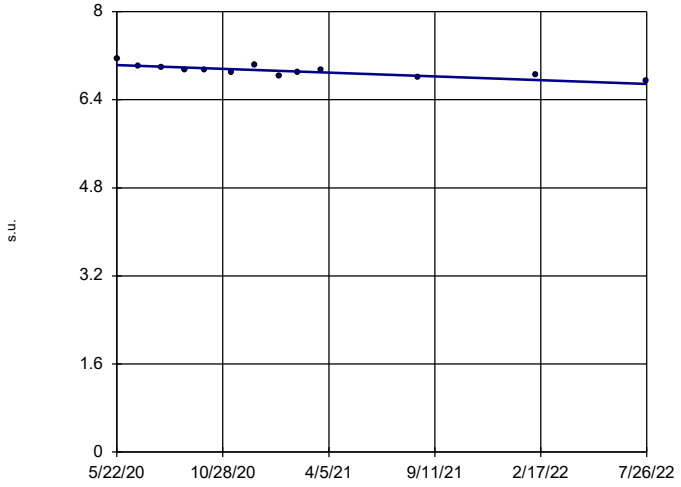

n = 13

Slope = -0.1588 units per year.

Mann-Kendall statistic = -54
critical = -43

Decreasing trend significant at 99% confidence level (α = 0.005 per tail).

Constituent: pH Analysis Run 11/15/2022 7:56 PM View: Appendix III - Trend Test
Plant Bowen Client: Southern Company Data: Bowen AP-1

Sanitas™ v.9.6.35 . UG

Sen's Slope Estimator

BGWA-48D (bg)

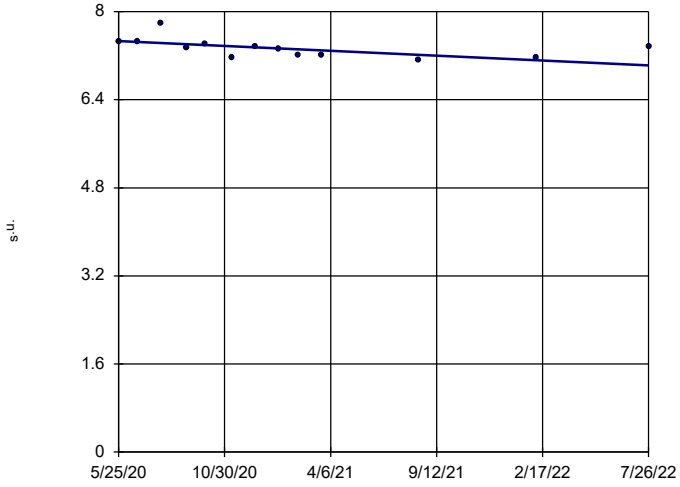

n = 13

Slope = -0.2026 units per year.

Mann-Kendall statistic = -41
critical = -43

Trend not significant at 99% confidence level (α = 0.005 per tail).

Constituent: pH Analysis Run 11/15/2022 7:56 PM View: Appendix III - Trend Test
Plant Bowen Client: Southern Company Data: Bowen AP-1

Sanitas™ v.9.6.35 . UG

Sen's Slope Estimator

BGWC-16

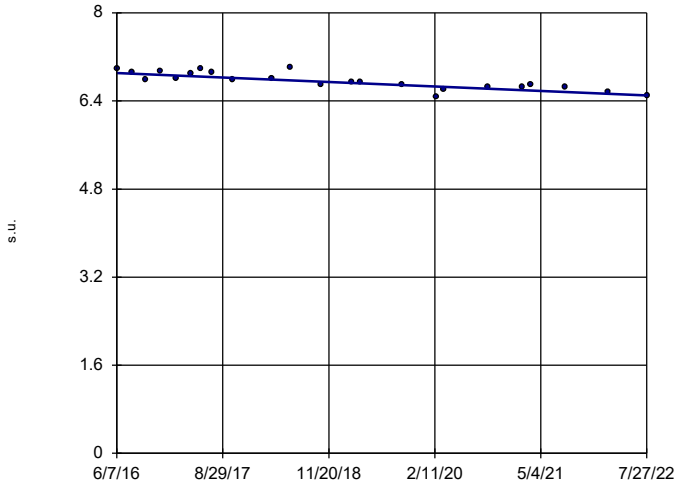

n = 23

Slope = -0.06548 units per year.

Mann-Kendall statistic = -161
critical = -98

Decreasing trend significant at 99% confidence level (α = 0.005 per tail).

Constituent: pH Analysis Run 11/15/2022 7:56 PM View: Appendix III - Trend Test
Plant Bowen Client: Southern Company Data: Bowen AP-1

Sanitas™ v.9.6.35 . UG

Sen's Slope Estimator

BGWC-19

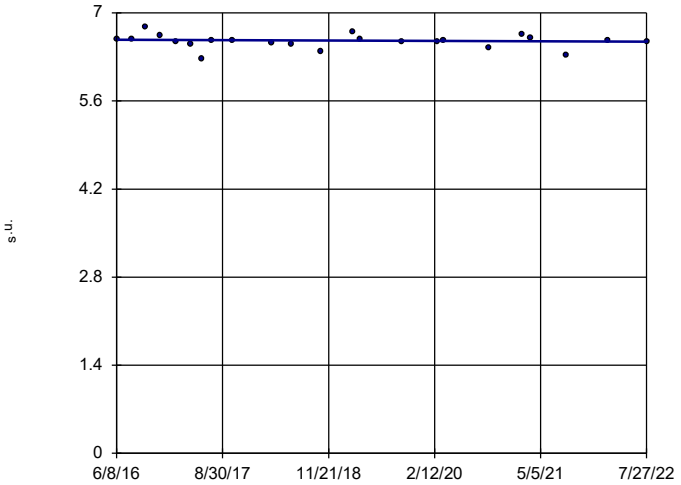

n = 23

Slope = -0.005105 units per year.

Mann-Kendall statistic = -31
critical = -98

Trend not significant at 99% confidence level (α = 0.005 per tail).

Constituent: pH Analysis Run 11/15/2022 7:56 PM View: Appendix III - Trend Test
Plant Bowen Client: Southern Company Data: Bowen AP-1

Sanitas™ v.9.6.35 . UG

Sen's Slope Estimator

BGWC-24

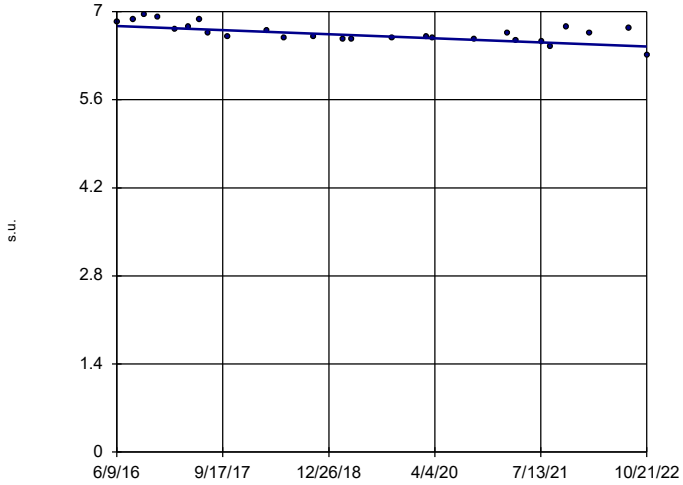

n = 26

Slope = -0.05117 units per year.

Mann-Kendall statistic = -165
critical = -118

Decreasing trend significant at 99% confidence level (α = 0.005 per tail).

Constituent: pH Analysis Run 11/15/2022 7:56 PM View: Appendix III - Trend Test
Plant Bowen Client: Southern Company Data: Bowen AP-1

Sanitas™ v.9.6.35 . UG

Sen's Slope Estimator

BGWA-2 (bg)

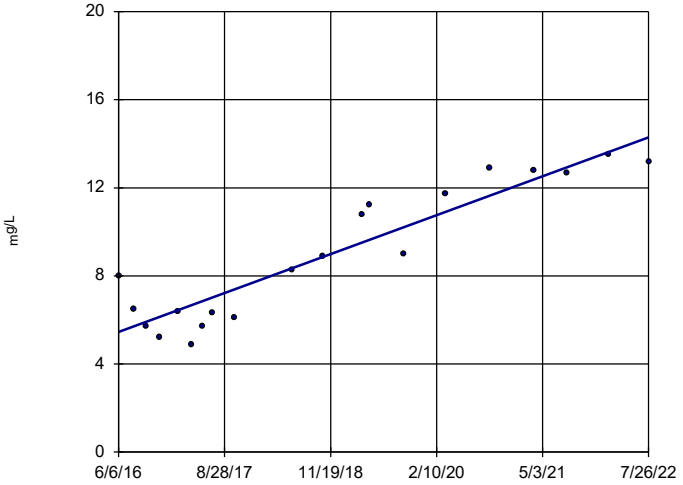

n = 20

Slope = 1.439 units per year.

Mann-Kendall statistic = 131
critical = 81

Increasing trend significant at 99% confidence level (α = 0.005 per tail).

Constituent: Sulfate Analysis Run 11/15/2022 7:56 PM View: Appendix III - Trend Test
Plant Bowen Client: Southern Company Data: Bowen AP-1

Sanitas™ v.9.6.35 . UG

Sen's Slope Estimator

BGWA-29 (bg)

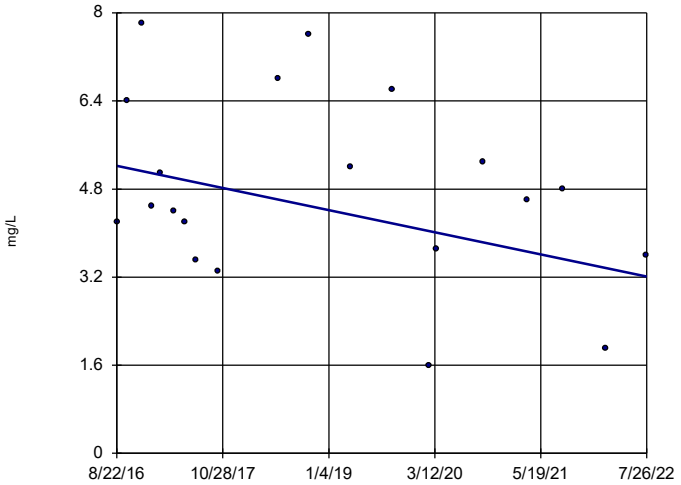

n = 20

Slope = -0.3385 units per year.

Mann-Kendall statistic = -39
critical = -81

Trend not significant at 99% confidence level (α = 0.005 per tail).

Constituent: Sulfate Analysis Run 11/15/2022 7:56 PM View: Appendix III - Trend Test
Plant Bowen Client: Southern Company Data: Bowen AP-1

Sanitas™ v.9.6.35 . UG

Sen's Slope Estimator

BGWA-33 (bg)

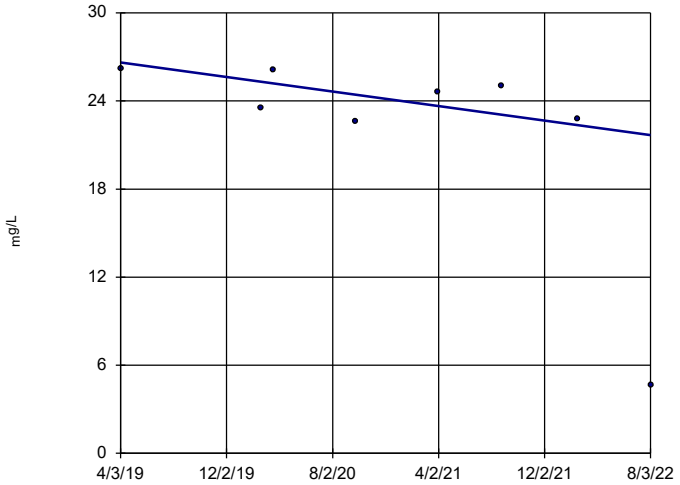

n = 8

Slope = -1.483 units per year.

Mann-Kendall statistic = -14
critical = -21

Trend not significant at 99% confidence level (α = 0.005 per tail).

Constituent: Sulfate Analysis Run 11/15/2022 7:56 PM View: Appendix III - Trend Test
Plant Bowen Client: Southern Company Data: Bowen AP-1

Sanitas™ v.9.6.35 . UG

Sen's Slope Estimator

BGWA-47D (bg)

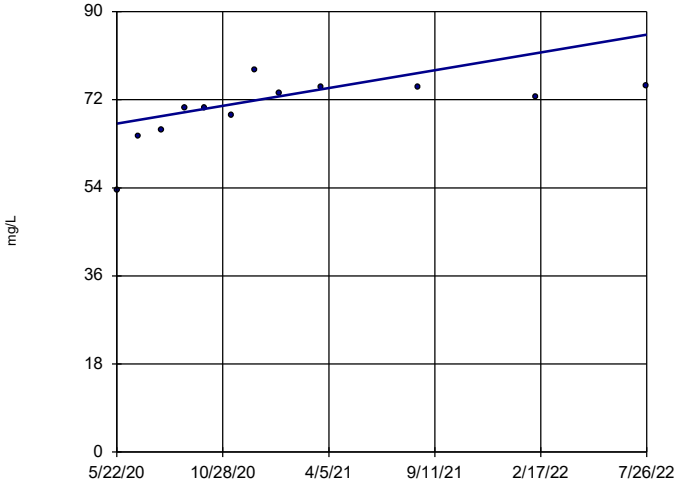

n = 12

Slope = 8.354 units per year.

Mann-Kendall statistic = 44
critical = 38

Increasing trend significant at 99% confidence level (α = 0.005 per tail).

Constituent: Sulfate Analysis Run 11/15/2022 7:56 PM View: Appendix III - Trend Test
Plant Bowen Client: Southern Company Data: Bowen AP-1

Sanitas™ v.9.6.35 . UG

Sen's Slope Estimator

BGWA-48D (bg)

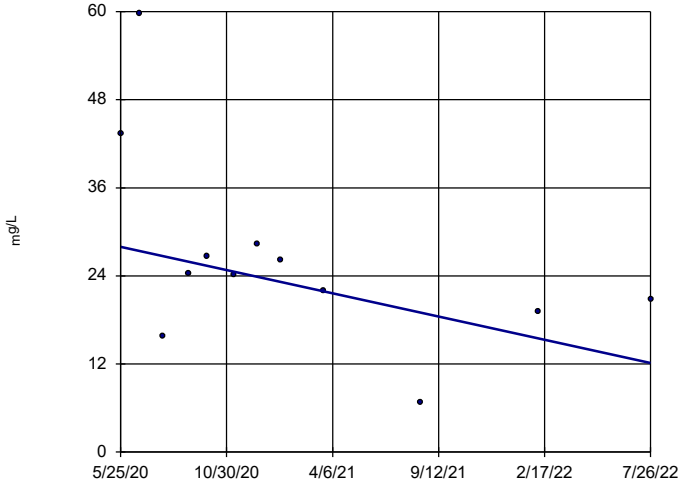

n = 12

Slope = -7.306 units per year.

Mann-Kendall statistic = -30
critical = -38

Trend not significant at 99% confidence level (α = 0.005 per tail).

Constituent: Sulfate Analysis Run 11/15/2022 7:56 PM View: Appendix III - Trend Test
Plant Bowen Client: Southern Company Data: Bowen AP-1

Sanitas™ v.9.6.35 . UG

Sen's Slope Estimator

BGWC-10

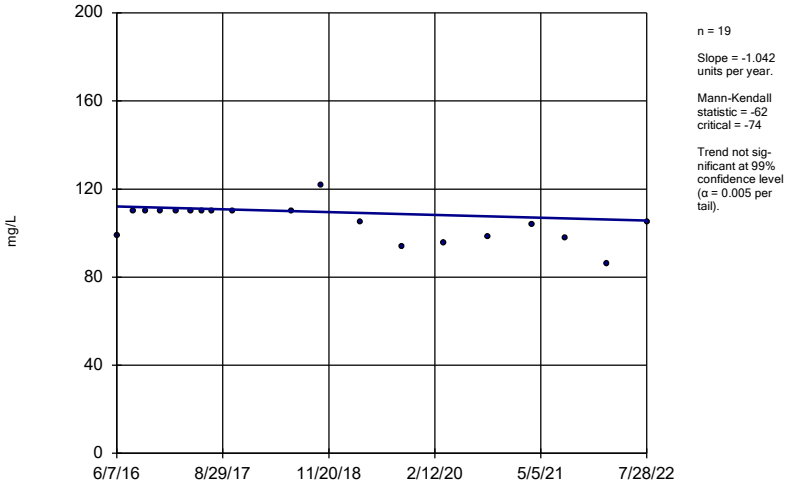

n = 19

Slope = -1.042 units per year.

Mann-Kendall statistic = -62 critical = -74

Trend not significant at 99% confidence level (α = 0.005 per tail).

Constituent: Sulfate Analysis Run 11/15/2022 7:56 PM View: Appendix III - Trend Test

Plant Bowen Client: Southern Company Data: Bowen AP-1

Sanitas™ v.9.6.35 . UG

Sen's Slope Estimator

BGWC-12

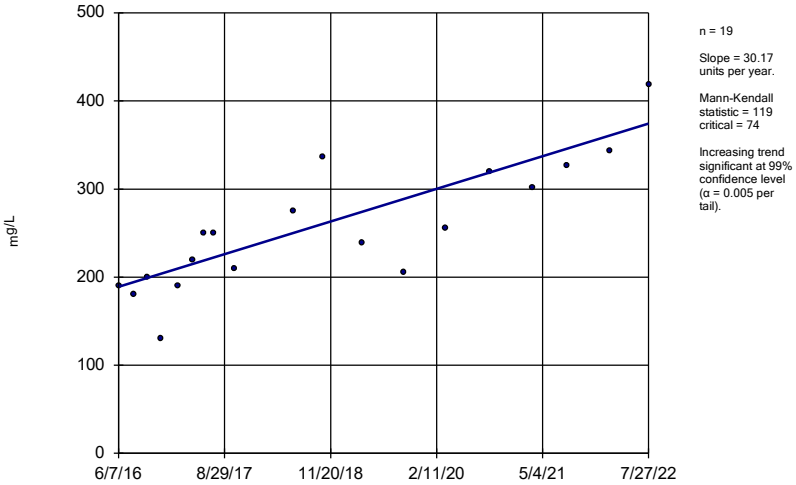

n = 19

Slope = 30.17 units per year.

Mann-Kendall statistic = 119 critical = 74

Increasing trend significant at 99% confidence level (α = 0.005 per tail).

Constituent: Sulfate Analysis Run 11/15/2022 7:56 PM View: Appendix III - Trend Test

Plant Bowen Client: Southern Company Data: Bowen AP-1

Sanitas™ v.9.6.35 . UG

Sen's Slope Estimator

BGWC-14A

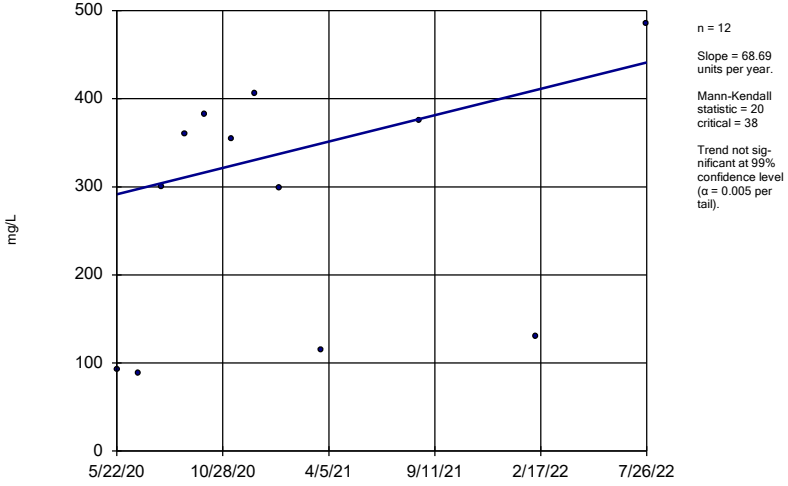

n = 12

Slope = 68.69 units per year.

Mann-Kendall statistic = 20 critical = 38

Trend not significant at 99% confidence level (α = 0.005 per tail).

Constituent: Sulfate Analysis Run 11/15/2022 7:56 PM View: Appendix III - Trend Test

Plant Bowen Client: Southern Company Data: Bowen AP-1

Sanitas™ v.9.6.35 . UG

Sen's Slope Estimator

BGWC-16

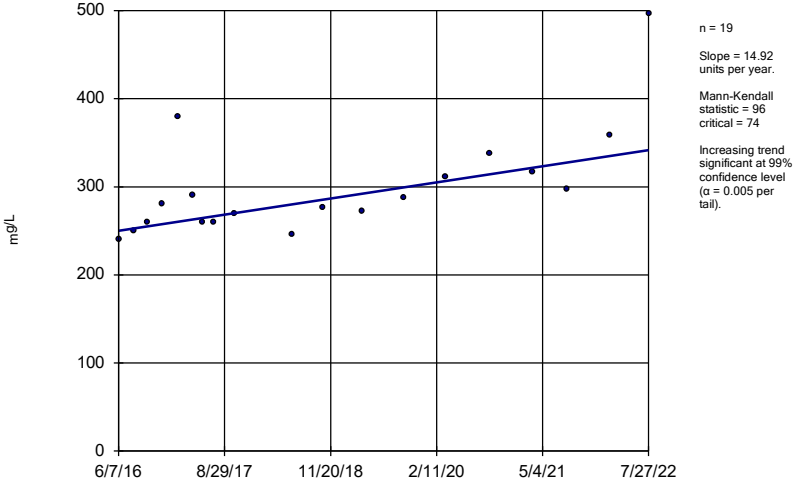

n = 19

Slope = 14.92 units per year.

Mann-Kendall statistic = 96 critical = 74

Increasing trend significant at 99% confidence level (α = 0.005 per tail).

Constituent: Sulfate Analysis Run 11/15/2022 7:56 PM View: Appendix III - Trend Test

Plant Bowen Client: Southern Company Data: Bowen AP-1

Sanitas™ v.9.6.35 . UG

Sen's Slope Estimator

BGWC-17

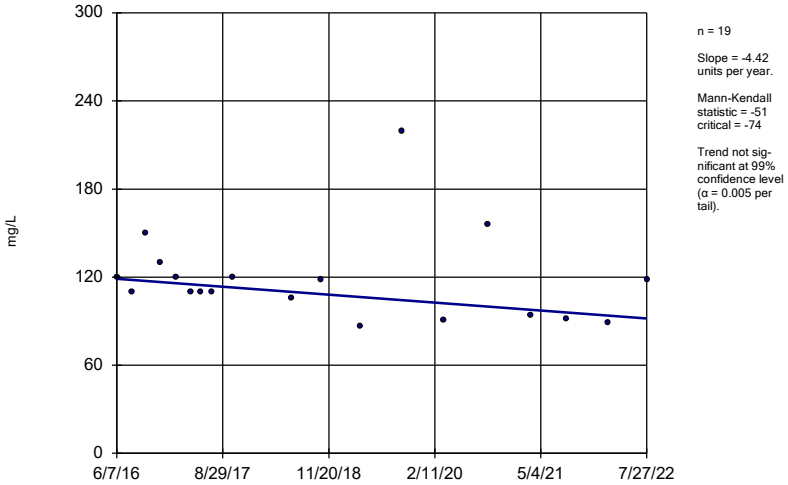

n = 19

Slope = -4.42 units per year.

Mann-Kendall statistic = -51 critical = -74

Trend not significant at 99% confidence level (α = 0.005 per tail).

Constituent: Sulfate Analysis Run 11/15/2022 7:56 PM View: Appendix III - Trend Test

Plant Bowen Client: Southern Company Data: Bowen AP-1

Sanitas™ v.9.6.35 . UG

Sen's Slope Estimator

BGWC-19

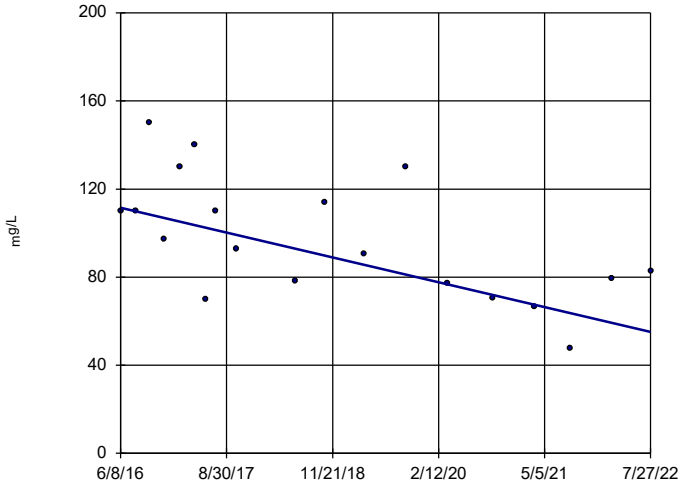

n = 19

Slope = -9.18 units per year.

Mann-Kendall statistic = -75 critical = -74

Decreasing trend significant at 99% confidence level (α = 0.005 per tail).

Constituent: Sulfate Analysis Run 11/15/2022 7:57 PM View: Appendix III - Trend Test

Plant Bowen Client: Southern Company Data: Bowen AP-1

Sanitas™ v.9.6.35 . UG

Sen's Slope Estimator

BGWC-20

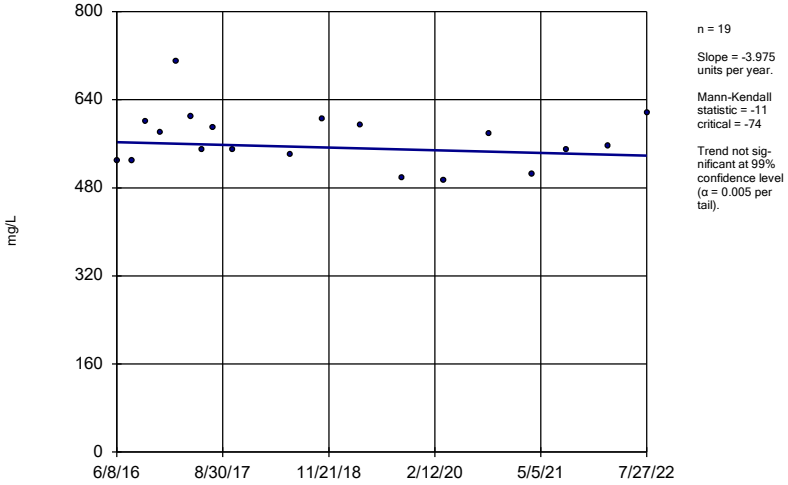

n = 19

Slope = -3.975 units per year.

Mann-Kendall statistic = -11 critical = -74

Trend not significant at 99% confidence level (α = 0.005 per tail).

Constituent: Sulfate Analysis Run 11/15/2022 7:57 PM View: Appendix III - Trend Test

Plant Bowen Client: Southern Company Data: Bowen AP-1

Sanitas™ v.9.6.35 . UG

Sen's Slope Estimator

BGWC-22

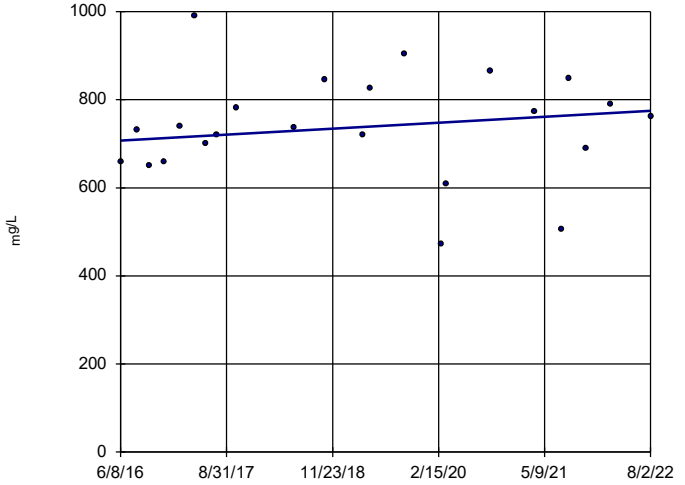

n = 23

Slope = 10.94 units per year.

Mann-Kendall statistic = 35 critical = 98

Trend not significant at 99% confidence level (α = 0.005 per tail).

Constituent: Sulfate Analysis Run 11/15/2022 7:57 PM View: Appendix III - Trend Test

Plant Bowen Client: Southern Company Data: Bowen AP-1

Sanitas™ v.9.6.35 . UG

Sen's Slope Estimator

BGWC-23

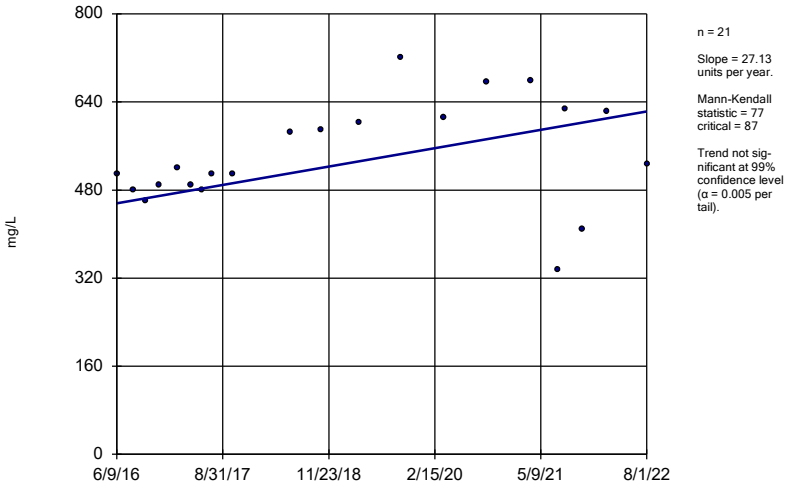

n = 21

Slope = 27.13 units per year.

Mann-Kendall statistic = 77 critical = 87

Trend not significant at 99% confidence level (α = 0.005 per tail).

Constituent: Sulfate Analysis Run 11/15/2022 7:57 PM View: Appendix III - Trend Test

Plant Bowen Client: Southern Company Data: Bowen AP-1

Sanitas™ v.9.6.35 . UG

Sen's Slope Estimator

BGWC-24

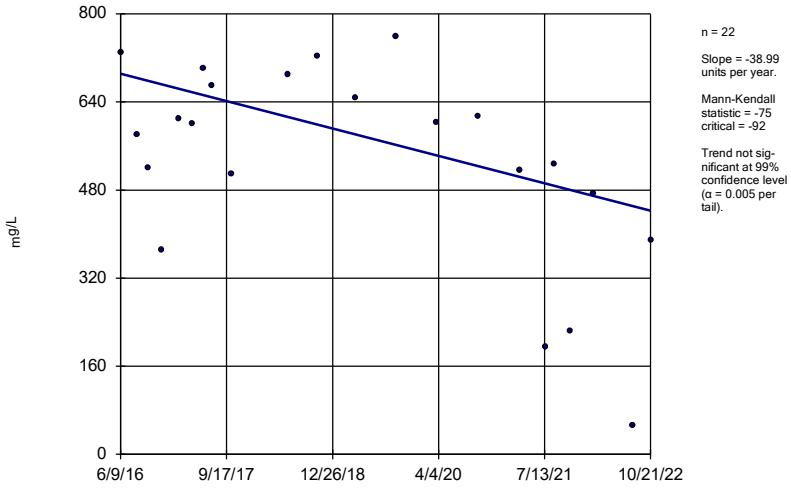

n = 22

Slope = -38.99 units per year.

Mann-Kendall statistic = -75 critical = -92

Trend not significant at 99% confidence level (α = 0.005 per tail).

Constituent: Sulfate Analysis Run 11/15/2022 7:57 PM View: Appendix III - Trend Test

Plant Bowen Client: Southern Company Data: Bowen AP-1

Sanitas™ v.9.6.35 . UG

Sen's Slope Estimator

BGWC-7

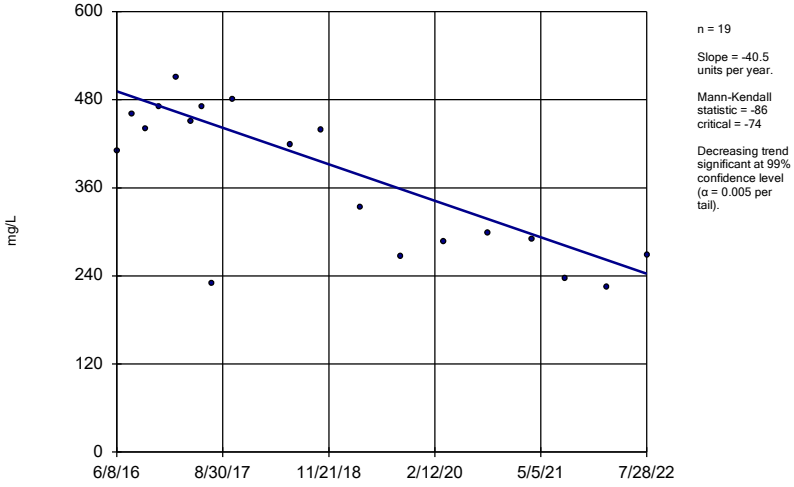

n = 19

Slope = -40.5 units per year.

Mann-Kendall statistic = -86 critical = -74

Decreasing trend significant at 99% confidence level (α = 0.005 per tail).

Constituent: Sulfate Analysis Run 11/15/2022 7:57 PM View: Appendix III - Trend Test

Plant Bowen Client: Southern Company Data: Bowen AP-1

Sanitas™ v.9.6.35 . UG

Sen's Slope Estimator

BGWC-9

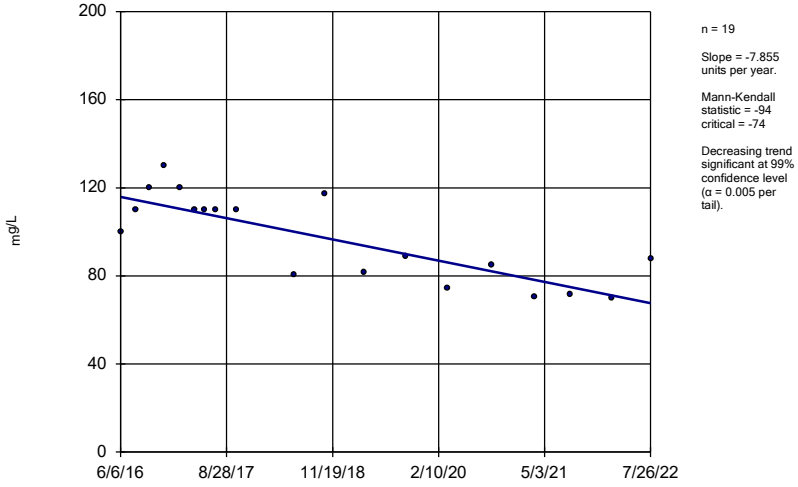

n = 19

Slope = -7.855 units per year.

Mann-Kendall statistic = -94 critical = -74

Decreasing trend significant at 99% confidence level (α = 0.005 per tail).

Constituent: Sulfate Analysis Run 11/15/2022 7:57 PM View: Appendix III - Trend Test

Plant Bowen Client: Southern Company Data: Bowen AP-1

Sanitas™ v.9.6.35 . UG

Sen's Slope Estimator

BGWA-2 (bg)

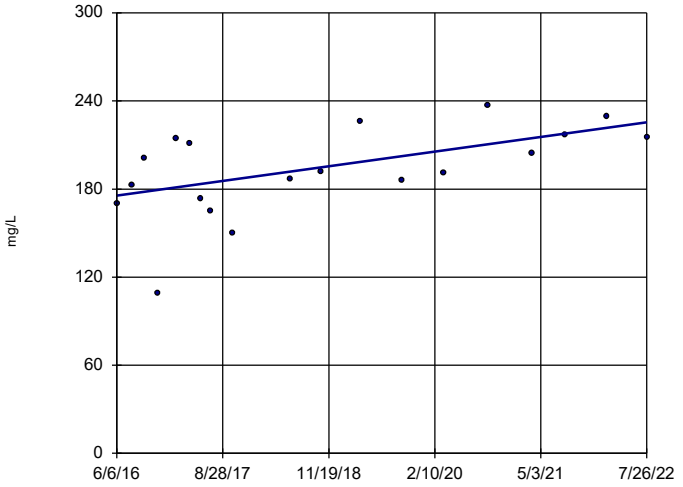

n = 19

Slope = 8.12 units per year.

Mann-Kendall statistic = 73 critical = 74

Trend not sig-nificant at 99% confidence level (α = 0.005 per tail).

Constituent: Total Dissolved Solids Analysis Run 11/15/2022 7:57 PM View: Appendix III - Trend Test

Plant Bowen Client: Southern Company Data: Bowen AP-1

Sanitas™ v.9.6.35 . UG

Sen's Slope Estimator

BGWA-29 (bg)

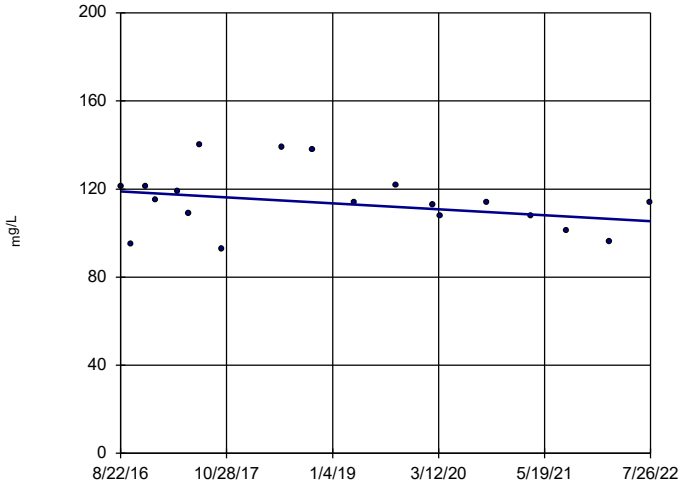

n = 19

Slope = -2.288 units per year.

Mann-Kendall statistic = -46 critical = -74

Trend not sig-nificant at 99% confidence level (α = 0.005 per tail).

Constituent: Total Dissolved Solids Analysis Run 11/15/2022 7:57 PM View: Appendix III - Trend Test

Plant Bowen Client: Southern Company Data: Bowen AP-1

Sanitas™ v.9.6.35 . UG

Sen's Slope Estimator

BGWA-33 (bg)

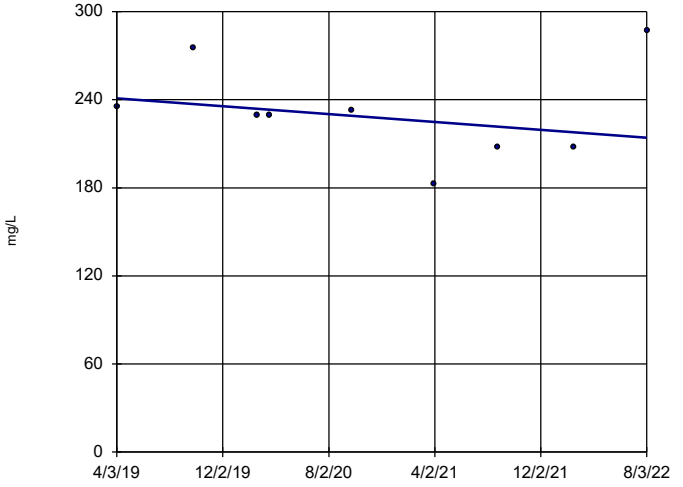

n = 9

Slope = -8.072 units per year.

Mann-Kendall statistic = -8 critical = -25

Trend not sig-nificant at 99% confidence level (α = 0.005 per tail).

Constituent: Total Dissolved Solids Analysis Run 11/15/2022 7:57 PM View: Appendix III - Trend Test

Plant Bowen Client: Southern Company Data: Bowen AP-1

Sanitas™ v.9.6.35 . UG

Sen's Slope Estimator

BGWA-47D (bg)

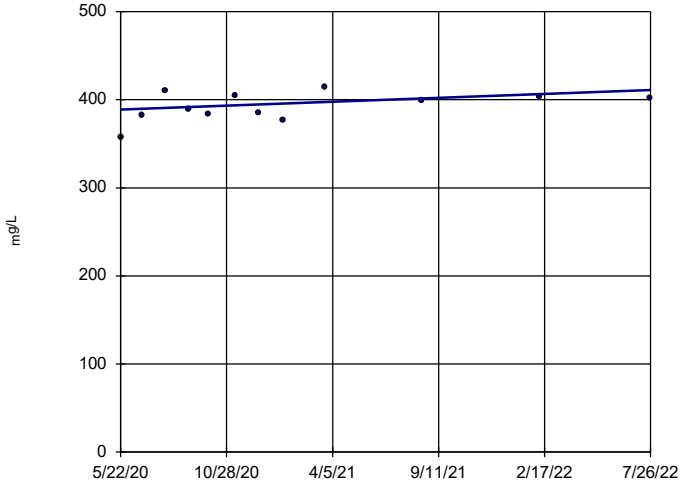

n = 12

Slope = 10.2 units per year.

Mann-Kendall statistic = 20 critical = 38

Trend not sig-nificant at 99% confidence level (α = 0.005 per tail).

Constituent: Total Dissolved Solids Analysis Run 11/15/2022 7:57 PM View: Appendix III - Trend Test

Plant Bowen Client: Southern Company Data: Bowen AP-1

Sanitas™ v.9.6.35 . UG

Sen's Slope Estimator

BGWA-48D (bg)

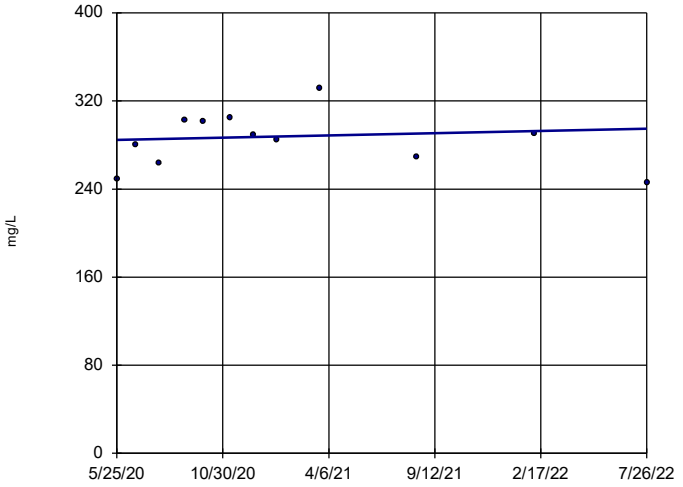

n = 12

Slope = 4.746 units per year.

Mann-Kendall statistic = 4 critical = 38

Trend not significant at 99% confidence level (α = 0.005 per tail).

Constituent: Total Dissolved Solids Analysis Run 11/15/2022 7:57 PM View: Appendix III - Trend Test

Plant Bowen Client: Southern Company Data: Bowen AP-1

Sanitas™ v.9.6.35 . UG

Sen's Slope Estimator

BGWC-12

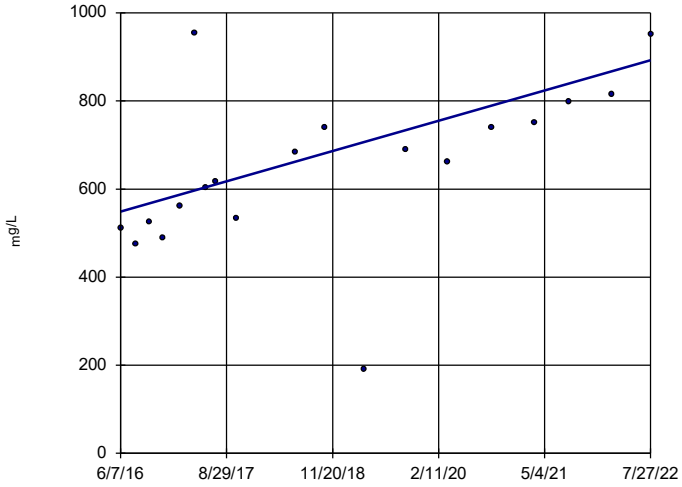

n = 19

Slope = 55.89 units per year.

Mann-Kendall statistic = 105 critical = 74

Increasing trend significant at 99% confidence level (α = 0.005 per tail).

Constituent: Total Dissolved Solids Analysis Run 11/15/2022 7:57 PM View: Appendix III - Trend Test

Plant Bowen Client: Southern Company Data: Bowen AP-1

Sanitas™ v.9.6.35 . UG

Sen's Slope Estimator

BGWC-14A

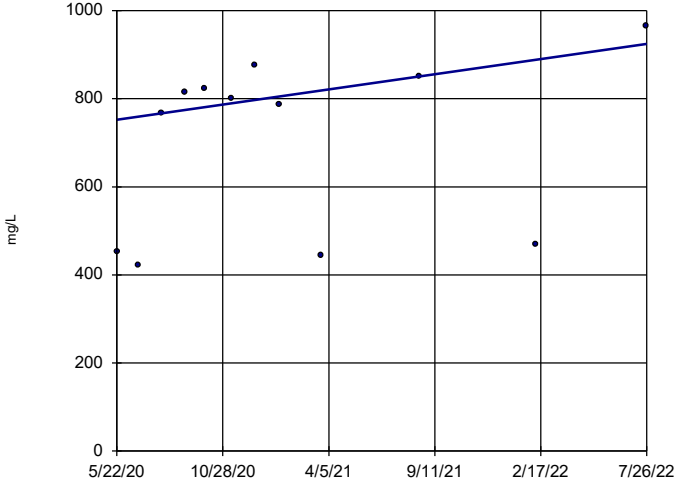

n = 12

Slope = 79.17 units per year.

Mann-Kendall statistic = 22 critical = 38

Trend not significant at 99% confidence level (α = 0.005 per tail).

Constituent: Total Dissolved Solids Analysis Run 11/15/2022 7:57 PM View: Appendix III - Trend Test

Plant Bowen Client: Southern Company Data: Bowen AP-1

Sanitas™ v.9.6.35 . UG

Sen's Slope Estimator

BGWC-16

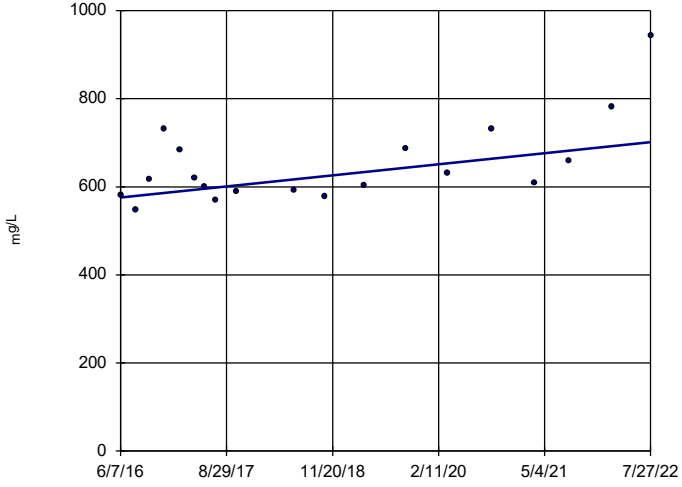

n = 19

Slope = 20.37 units per year.

Mann-Kendall statistic = 69 critical = 74

Trend not significant at 99% confidence level (α = 0.005 per tail).

Constituent: Total Dissolved Solids Analysis Run 11/15/2022 7:57 PM View: Appendix III - Trend Test

Plant Bowen Client: Southern Company Data: Bowen AP-1

Sen's Slope Estimator

BGWC-20

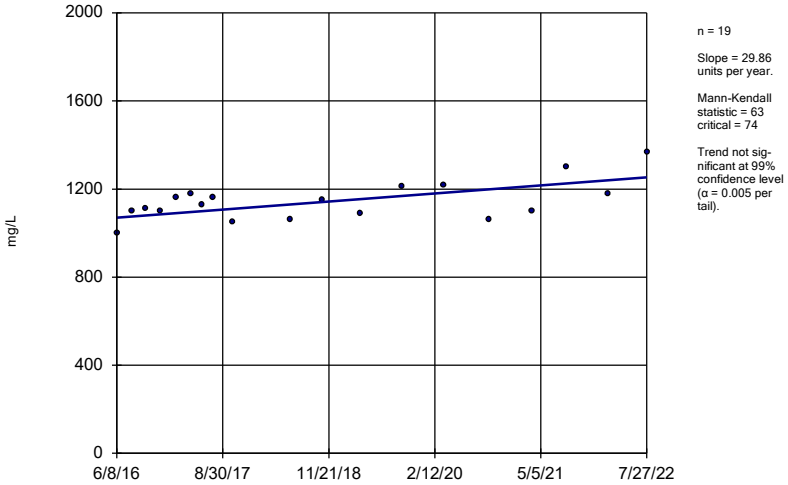

n = 19

Slope = 29.86 units per year.

Mann-Kendall statistic = 63
critical = 74

Trend not significant at 99% confidence level (α = 0.005 per tail).

Constituent: Total Dissolved Solids Analysis Run 11/15/2022 7:57 PM View: Appendix III - Trend Test
Plant Bowen Client: Southern Company Data: Bowen AP-1

Sanitas™ v.9.6.35 . UG

Sen's Slope Estimator

BGWC-22

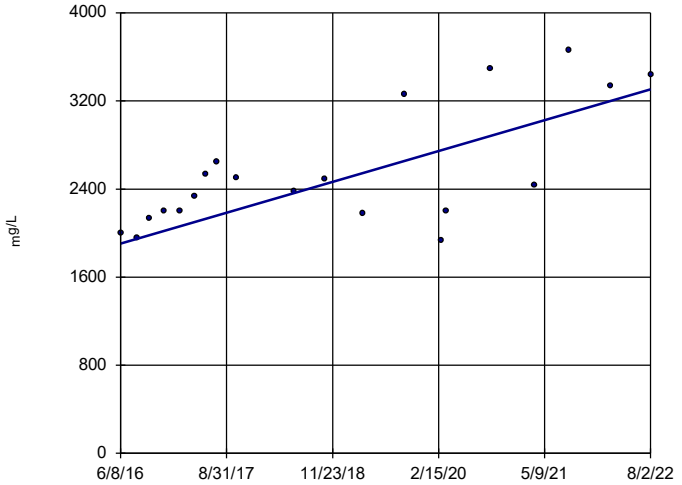

n = 20

Slope = 227.7 units per year.

Mann-Kendall statistic = 93
critical = 81

Increasing trend significant at 99% confidence level (α = 0.005 per tail).

Constituent: Total Dissolved Solids Analysis Run 11/15/2022 7:57 PM View: Appendix III - Trend Test
Plant Bowen Client: Southern Company Data: Bowen AP-1

Sanitas™ v.9.6.35 . UG

Sen's Slope Estimator

BGWC-23

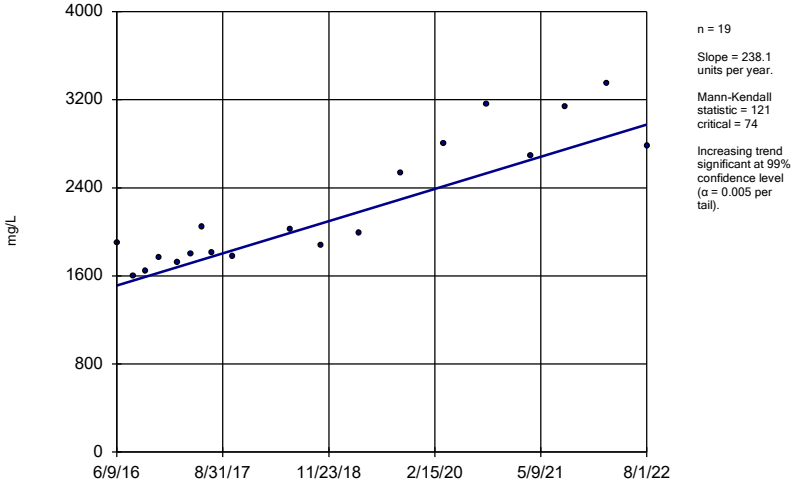

n = 19

Slope = 238.1 units per year.

Mann-Kendall statistic = 121
critical = 74

Increasing trend significant at 99% confidence level (α = 0.005 per tail).

Constituent: Total Dissolved Solids Analysis Run 11/15/2022 7:57 PM View: Appendix III - Trend Test
Plant Bowen Client: Southern Company Data: Bowen AP-1

Sanitas™ v.9.6.35 . UG

Sen's Slope Estimator

BGWC-24

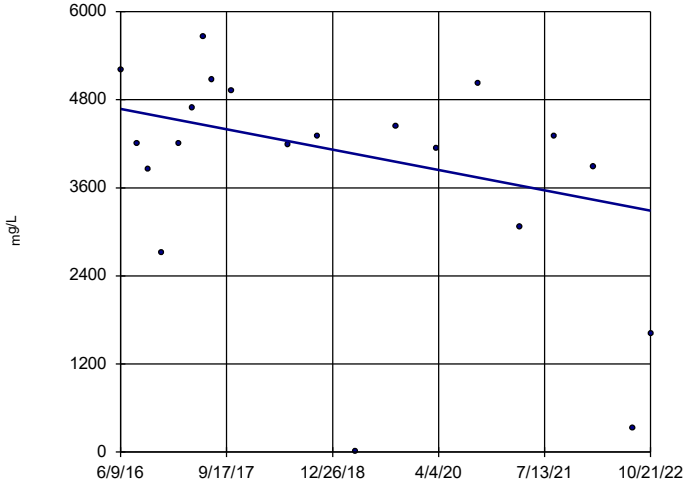

n = 20

Slope = -217.9 units per year.

Mann-Kendall statistic = -54
critical = -81

Trend not significant at 99% confidence level (α = 0.005 per tail).

Constituent: Total Dissolved Solids Analysis Run 11/15/2022 7:57 PM View: Appendix III - Trend Test
Plant Bowen Client: Southern Company Data: Bowen AP-1

Sen's Slope Estimator

BGWC-30

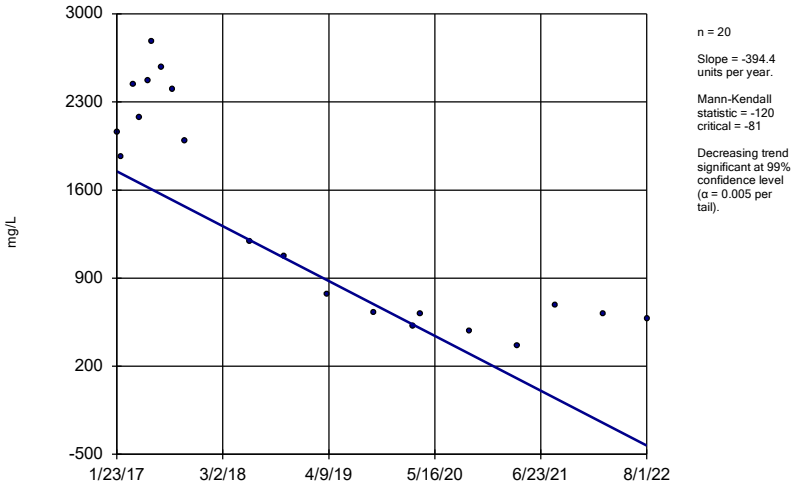

n = 20

Slope = -394.4 units per year.

Mann-Kendall statistic = -120 critical = -81

Decreasing trend significant at 99% confidence level (α = 0.005 per tail).

Constituent: Total Dissolved Solids Analysis Run 11/15/2022 7:57 PM View: Appendix III - Trend Test

Plant Bowen Client: Southern Company Data: Bowen AP-1

Sanitas™ v.9.6.35 . UG

Sen's Slope Estimator

BGWC-7

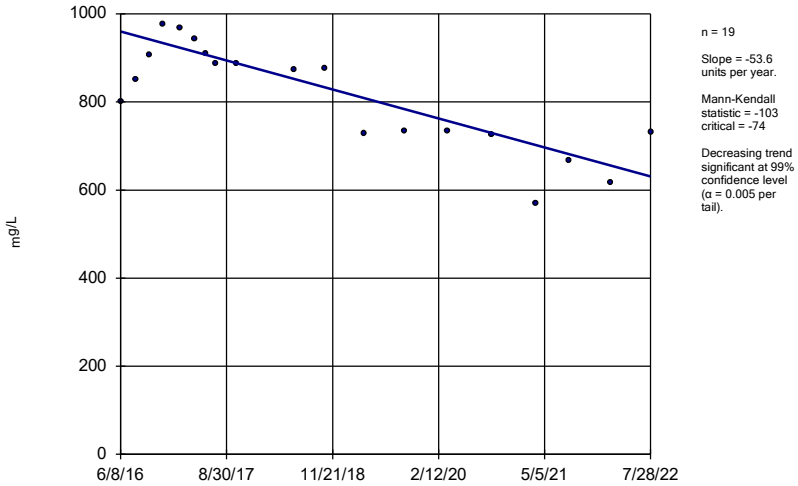

n = 19

Slope = -53.6 units per year.

Mann-Kendall statistic = -103 critical = -74

Decreasing trend significant at 99% confidence level (α = 0.005 per tail).

Constituent: Total Dissolved Solids Analysis Run 11/15/2022 7:57 PM View: Appendix III - Trend Test

Plant Bowen Client: Southern Company Data: Bowen AP-1

FIGURE F.

Upper Tolerance Limits Summary Table

Plant Bowen Client: Southern Company Data: Bowen AP-1 Printed 11/15/2022, 8:35 PM

Constituent	Upper Lim.	Lower Lim.	Date	Observ.	Sig.	Bg N	%NDs	Transform	Alpha	Method
Antimony (mg/L)	0.0042	n/a	n/a	n/a	n/a	70	57.14	n/a	0.02758	NP Inter(NDs)
Arsenic (mg/L)	0.01	n/a	n/a	n/a	n/a	80	50	n/a	0.01652	NP Inter(normality)
Barium (mg/L)	0.218	n/a	n/a	n/a	n/a	80	0	n/a	0.01652	NP Inter(normality)
Beryllium (mg/L)	0.0005	n/a	n/a	n/a	n/a	76	98.68	n/a	0.02028	NP Inter(NDs)
Cadmium (mg/L)	0.0005	n/a	n/a	n/a	n/a	80	97.5	n/a	0.01652	NP Inter(NDs)
Chromium (mg/L)	0.005	n/a	n/a	n/a	n/a	76	60.53	n/a	0.02028	NP Inter(NDs)
Cobalt (mg/L)	0.005	n/a	n/a	n/a	n/a	81	91.36	n/a	0.01569	NP Inter(NDs)
Combined Radium 226 + 228 (pCi/L)	1.665	n/a	n/a	n/a	n/a	79	0	No	0.05	Inter
Fluoride (mg/L)	0.57	n/a	n/a	n/a	n/a	83	49.4	n/a	0.01416	NP Inter(normality)
Lead (mg/L)	0.0024	n/a	n/a	n/a	n/a	76	64.47	n/a	0.02028	NP Inter(NDs)
Lithium (mg/L)	0.03	n/a	n/a	n/a	n/a	80	81.25	n/a	0.01652	NP Inter(NDs)
Mercury (mg/L)	0.00022	n/a	n/a	n/a	n/a	76	90.79	n/a	0.02028	NP Inter(NDs)
Molybdenum (mg/L)	0.034	n/a	n/a	n/a	n/a	82	53.66	n/a	0.01491	NP Inter(NDs)
Selenium (mg/L)	0.005	n/a	n/a	n/a	n/a	76	86.84	n/a	0.02028	NP Inter(NDs)
Thallium (mg/L)	0.001	n/a	n/a	n/a	n/a	80	83.75	n/a	0.01652	NP Inter(NDs)

FIGURE G.

BOWEN ASH POND 1 GWPS				
Constituent Name	**MCL**	**CCR-Rule Specified**	**Background Limit**	**GWPS**
Antimony, Total (mg/L)	0.006		0.0042	0.006
Arsenic, Total (mg/L)	0.01		0.01	0.01
Barium, Total (mg/L)	2		0.22	2
Beryllium, Total (mg/L)	0.004		0.0005	0.004
Cadmium, Total (mg/L)	0.005		0.0005	0.005
Chromium, Total (mg/L)	0.1		0.005	0.1
Cobalt, Total (mg/L)		0.006	0.005	0.006
Combined Radium, Total (pCi/L)	5		1.67	5
Fluoride, Total (mg/L)	4		0.57	4
Lead, Total (mg/L)		0.015	0.0024	0.015
Lithium, Total (mg/L)		0.04	0.03	0.04
Mercury, Total (mg/L)	0.002		0.0002	0.002
Molybdenum, Total (mg/L)		0.1	0.034	0.1
Selenium, Total (mg/L)	0.05		0.005	0.05
Thallium, Total (mg/L)	0.002		0.001	0.002

**GWPS = Groundwater Protection Standard*

**MCL = Maximum Contaminant Level*

**CCR = Coal Combustion Residuals*

FIGURE H.

Confidence Intervals - Significant Results

Plant Bowen Client: Southern Company Data: Bowen AP-1 Printed 4/18/2023, 12:41 PM

Constituent	Well	Upper Lim.	Lower Lim.	Compliance	Sig.	N	Mean	Std. Dev.	%NDs	ND Adj.	Transform	Alpha	Method
Arsenic (mg/L)	**BGWC-34D**	**0.01848**	**0.01522**	**0.01**	**Yes**	**13**	**0.01685**	**0.002193**	**0**	**None**	**No**	**0.01**	**Param.**
Cobalt (mg/L)	**BGWC-22**	**0.02671**	**0.01664**	**0.006**	**Yes**	**25**	**0.02168**	**0.01011**	**0**	**None**	**No**	**0.01**	**Param.**
Molybdenum (mg/L)	**BGWC-43D**	**0.2157**	**0.1354**	**0.1**	**Yes**	**9**	**0.1756**	**0.04157**	**0**	**None**	**No**	**0.01**	**Param.**

Confidence Intervals - All Results

Plant Bowen Client: Southern Company Data: Bowen AP-1 Printed 4/18/2023, 12:45 PM

Constituent	Well	Upper Lim.	Lower Lim.	Compliance	Sig.	N	Mean	Std. Dev.	%NDs	ND Adj.	Transform	Alpha	Method
Antimony (mg/L)	BGWC-10	0.003	0.0022	0.006	No	18	0.002822	0.0004292	83.33	None	No	0.01	NP (NDs)
Antimony (mg/L)	BGWC-14A	0.003	0.00061	0.006	No	13	0.002608	0.0009578	84.62	None	No	0.01	NP (NDs)
Antimony (mg/L)	BGWC-16	0.003	0.0004	0.006	No	18	0.002856	0.0006128	94.44	None	No	0.01	NP (NDs)
Antimony (mg/L)	BGWC-17	0.003	0.0002	0.006	No	18	0.002844	0.00066	94.44	None	No	0.01	NP (NDs)
Antimony (mg/L)	BGWC-19	0.003	0.0005	0.006	No	18	0.002861	0.0005893	94.44	None	No	0.01	NP (NDs)
Antimony (mg/L)	BGWC-20	0.003	0.0014	0.006	No	18	0.002772	0.0006807	88.89	None	No	0.01	NP (NDs)
Antimony (mg/L)	BGWC-21	0.003	0.0017	0.006	No	17	0.002829	0.0004845	88.24	None	No	0.01	NP (NDs)
Antimony (mg/L)	BGWC-22	0.003	0.0023	0.006	No	18	0.00276	0.0006713	83.33	None	No	0.01	NP (NDs)
Antimony (mg/L)	BGWC-23	0.03	0.0014	0.006	No	18	0.02046	0.0139	66.67	None	No	0.01	NP (NDs)
Antimony (mg/L)	BGWC-24	0.03	0.0032	0.006	No	18	0.02231	0.01279	72.22	None	No	0.01	NP (NDs)
Antimony (mg/L)	BGWC-25	0.003	0.0013	0.006	No	18	0.002906	0.0004007	94.44	None	No	0.01	NP (NDs)
Antimony (mg/L)	BGWC-31	0.003	0.00038	0.006	No	8	0.002673	0.0009263	87.5	None	No	0.004	NP (NDs)
Antimony (mg/L)	BGWC-32	0.003	0.00036	0.006	No	8	0.002344	0.001215	75	None	No	0.004	NP (NDs)
Antimony (mg/L)	BGWC-34D	0.003	0.00049	0.006	No	8	0.00241	0.001095	75	None	No	0.004	NP (NDs)
Antimony (mg/L)	BGWC-35D	0.003	0.00064	0.006	No	8	0.002413	0.001088	75	None	No	0.004	NP (NDs)
Antimony (mg/L)	BGWC-36D	0.003	0.00096	0.006	No	8	0.002745	0.0007212	87.5	None	No	0.004	NP (NDs)
Antimony (mg/L)	BGWC-37D	0.003	0.00041	0.006	No	8	0.002576	0.000919	75	None	No	0.004	NP (NDs)
Antimony (mg/L)	BGWC-38D	0.005625	0.0002504	0.006	No	8	0.00334	0.003358	25	Kaplan-Meier	sqrt(x)	0.01	Param.
Antimony (mg/L)	BGWC-40	0.003	0.0005	0.006	No	8	0.002688	0.0008839	87.5	None	No	0.004	NP (NDs)
Antimony (mg/L)	BGWC-41D	0.003	0.0014	0.006	No	6	0.002467	0.0008262	66.67	None	No	0.0155	NP (NDs)
Antimony (mg/L)	BGWC-42D	0.001729	0.0003839	0.006	No	6	0.001892	0.0009957	33.33	Kaplan-Meier	No	0.01	Param.
Antimony (mg/L)	BGWC-43D	0.003	0.00058	0.006	No	6	0.002248	0.001169	66.67	Kaplan-Meier	No	0.0155	NP (NDs)
Antimony (mg/L)	BGWC-44D	0.00628	0.0005142	0.006	No	6	0.003217	0.002917	16.67	Kaplan-Meier	sqrt(x)	0.01	Param.
Antimony (mg/L)	BGWC-49D	0.003	0.00039	0.006	No	4	0.002348	0.001305	75	Kaplan-Meier	No	0.0625	NP (NDs)
Antimony (mg/L)	BGWC-50D	0.003	0.0019	0.006	No	4	0.002725	0.00055	75	None	No	0.0625	NP (NDs)
Antimony (mg/L)	BGWC-51	0.003	0.0019	0.006	No	6	0.002817	0.0004491	83.33	None	No	0.0155	NP (NDs)
Antimony (mg/L)	BGWC-52	0.003	0.00053	0.006	No	6	0.002047	0.001138	50	None	No	0.0155	NP (normality)
Antimony (mg/L)	BGWC-7	0.003	0.0016	0.006	No	18	0.00255	0.0009109	77.78	None	No	0.01	NP (NDs)
Antimony (mg/L)	BGWC-8	0.003	0.00059	0.006	No	18	0.002581	0.0009657	83.33	None	No	0.01	NP (NDs)
Antimony (mg/L)	BGWC-9	0.003	0.0014	0.006	No	17	0.002461	0.001026	76.47	None	No	0.01	NP (NDs)
Arsenic (mg/L)	BGWA-6	0.005	0.0011	0.01	No	19	0.003551	0.00197	63.16	None	No	0.01	NP (NDs)
Arsenic (mg/L)	BGWC-10	0.007347	0.00569	0.01	No	22	0.006518	0.001544	0	None	No	0.01	Param.
Arsenic (mg/L)	BGWC-12	0.005	0.00085	0.01	No	22	0.002638	0.001996	36.36	None	No	0.01	NP (normality)
Arsenic (mg/L)	BGWC-14A	0.005	0.0011	0.01	No	13	0.004038	0.001601	69.23	None	No	0.01	NP (NDs)
Arsenic (mg/L)	BGWC-16	0.005	0.00074	0.01	No	22	0.003281	0.002126	59.09	None	No	0.01	NP (NDs)
Arsenic (mg/L)	BGWC-17	0.005	0.0012	0.01	No	22	0.003532	0.002006	63.64	None	No	0.01	NP (NDs)
Arsenic (mg/L)	BGWC-18	0.005	0.0013	0.01	No	22	0.003514	0.002043	63.64	None	No	0.01	NP (NDs)
Arsenic (mg/L)	BGWC-19	0.005	0.00074	0.01	No	22	0.003125	0.002135	54.55	None	No	0.01	NP (NDs)
Arsenic (mg/L)	BGWC-20	0.005	0.0015	0.01	No	22	0.002928	0.001844	40.91	None	No	0.01	NP (normality)
Arsenic (mg/L)	BGWC-21	0.005	0.00087	0.01	No	21	0.002971	0.002023	47.62	None	No	0.01	NP (normality)
Arsenic (mg/L)	BGWC-22	0.0036	0.0016	0.01	No	22	0.004632	0.00672	9.091	None	No	0.01	NP (normality)
Arsenic (mg/L)	BGWC-23	0.004004	0.001712	0.01	No	22	0.003854	0.005088	4.545	None	ln(x)	0.01	Param.
Arsenic (mg/L)	BGWC-24	0.005413	0.002903	0.01	No	23	0.0044	0.002652	13.04	None	sqrt(x)	0.01	Param.
Arsenic (mg/L)	BGWC-25	0.002976	0.002088	0.01	No	22	0.002577	0.0009045	4.545	None	sqrt(x)	0.01	Param.
Arsenic (mg/L)	BGWC-30	0.005	0.001	0.01	No	22	0.002846	0.001907	36.36	None	No	0.01	NP (normality)
Arsenic (mg/L)	BGWC-31	0.005654	0.003837	0.01	No	11	0.004745	0.00109	0	None	No	0.01	Param.
Arsenic (mg/L)	BGWC-32	0.002859	0.000915	0.01	No	11	0.002466	0.001663	18.18	Kaplan-Meier	No	0.01	Param.
Arsenic (mg/L)	**BGWC-34D**	**0.01848**	**0.01522**	**0.01**	**Yes**	**13**	**0.01685**	**0.002193**	**0**	**None**	**No**	**0.01**	**Param.**
Arsenic (mg/L)	BGWC-35D	0.003649	0.001267	0.01	No	11	0.002505	0.001576	9.091	None	sqrt(x)	0.01	Param.
Arsenic (mg/L)	BGWC-36D	0.005	0.00064	0.01	No	11	0.002883	0.002083	45.45	None	No	0.006	NP (normality)
Arsenic (mg/L)	BGWC-37D	0.03294	0.009806	0.01	No	8	0.02138	0.01091	0	None	No	0.01	Param.
Arsenic (mg/L)	BGWC-38D	0.004037	0.001288	0.01	No	8	0.002662	0.001297	12.5	None	No	0.01	Param.
Arsenic (mg/L)	BGWC-39	0.0055	0.00055	0.01	No	8	0.003956	0.001772	37.5	None	No	0.004	NP (selected)
Arsenic (mg/L)	BGWC-40	0.002874	0.0006583	0.01	No	8	0.002979	0.001892	37.5	Kaplan-Meier	No	0.01	Param.
Arsenic (mg/L)	BGWC-41D	0.005539	0.0005345	0.01	No	6	0.003037	0.001821	0	None	No	0.01	Param.

Confidence Intervals - All Results

Plant Bowen Client: Southern Company Data: Bowen AP-1 Printed 4/18/2023, 12:45 PM

Constituent	Well	Upper Lim.	Lower Lim.	Compliance	Sig.	N	Mean	Std. Dev.	%NDs	ND Adj.	Transform	Alpha	Method
Arsenic (mg/L)	BGWC-42D	0.00887	0.001063	0.01	No	6	0.004967	0.002842	0	None	No	0.01	Param.
Arsenic (mg/L)	BGWC-43D	0.005018	0.0005427	0.01	No	6	0.002465	0.001752	0	None	sqrt(x)	0.01	Param.
Arsenic (mg/L)	BGWC-44D	0.007489	0.001711	0.01	No	6	0.0046	0.002103	0	None	No	0.01	Param.
Arsenic (mg/L)	BGWC-49D	0.0076	0.0023	0.01	No	4	0.00465	0.002453	0	None	No	0.0625	NP (selected)
Arsenic (mg/L)	BGWC-50D	0.004488	0.0009123	0.01	No	4	0.0027	0.0007874	0	None	No	0.01	Param.
Arsenic (mg/L)	BGWC-51	0.006208	0.001125	0.01	No	6	0.0043	0.001826	33.33	Kaplan-Meier	No	0.01	Param.
Arsenic (mg/L)	BGWC-52	0.002738	0.0006572	0.01	No	6	0.002798	0.001835	33.33	Kaplan-Meier	No	0.01	Param.
Arsenic (mg/L)	BGWC-7	0.002772	0.001991	0.01	No	22	0.002382	0.0007274	9.091	None	No	0.01	Param.
Arsenic (mg/L)	BGWC-8	0.005	0.00065	0.01	No	22	0.002499	0.002147	40.91	None	No	0.01	NP (normality)
Arsenic (mg/L)	BGWC-9	0.002829	0.002123	0.01	No	21	0.002476	0.0006395	9.524	None	No	0.01	Param.
Barium (mg/L)	BGWA-6	0.016	0.0114	2	No	19	0.01792	0.01284	0	None	No	0.01	NP (normality)
Barium (mg/L)	BGWC-10	0.05901	0.04572	2	No	22	0.05236	0.01238	0	None	No	0.01	Param.
Barium (mg/L)	BGWC-12	0.03701	0.03057	2	No	22	0.03379	0.005999	0	None	No	0.01	Param.
Barium (mg/L)	BGWC-14A	0.04203	0.03212	2	No	13	0.03708	0.006664	0	None	No	0.01	Param.
Barium (mg/L)	BGWC-16	0.03029	0.02741	2	No	22	0.02885	0.002676	0	None	No	0.01	Param.
Barium (mg/L)	BGWC-17	0.01844	0.01568	2	No	22	0.01713	0.002654	0	None	sqrt(x)	0.01	Param.
Barium (mg/L)	BGWC-18	0.03508	0.03019	2	No	22	0.03263	0.004555	0	None	No	0.01	Param.
Barium (mg/L)	BGWC-19	0.03837	0.03172	2	No	22	0.03505	0.00619	0	None	No	0.01	Param.
Barium (mg/L)	BGWC-20	0.03403	0.03088	2	No	22	0.03245	0.002928	0	None	No	0.01	Param.
Barium (mg/L)	BGWC-21	0.04332	0.03236	2	No	21	0.03784	0.009932	0	None	No	0.01	Param.
Barium (mg/L)	BGWC-22	0.09069	0.08065	2	No	22	0.08567	0.009353	0	None	No	0.01	Param.
Barium (mg/L)	BGWC-23	0.11	0.085	2	No	22	0.0988	0.01433	0	None	No	0.01	NP (normality)
Barium (mg/L)	BGWC-24	0.1076	0.07675	2	No	23	0.09216	0.02945	0	None	No	0.01	Param.
Barium (mg/L)	BGWC-25	0.02513	0.01829	2	No	22	0.02203	0.006693	0	None	sqrt(x)	0.01	Param.
Barium (mg/L)	BGWC-30	0.191	0.074	2	No	22	0.1196	0.05938	0	None	No	0.01	NP (normality)
Barium (mg/L)	BGWC-31	0.04429	0.03486	2	No	11	0.03964	0.005971	0	None	x^(1/3)	0.01	Param.
Barium (mg/L)	BGWC-32	0.1222	0.09054	2	No	11	0.1065	0.01946	0	None	sqrt(x)	0.01	Param.
Barium (mg/L)	BGWC-34D	0.04969	0.03721	2	No	11	0.04345	0.007488	0	None	No	0.01	Param.
Barium (mg/L)	BGWC-35D	0.09933	0.0663	2	No	11	0.08282	0.01982	0	None	No	0.01	Param.
Barium (mg/L)	BGWC-36D	0.084	0.062	2	No	11	0.07264	0.01407	0	None	No	0.006	NP (normality)
Barium (mg/L)	BGWC-37D	0.12	0.087	2	No	8	0.09625	0.01078	0	None	No	0.004	NP (normality)
Barium (mg/L)	BGWC-38D	0.2032	0.09383	2	No	8	0.1485	0.05158	0	None	No	0.01	Param.
Barium (mg/L)	BGWC-39	0.08089	0.04711	2	No	8	0.064	0.01594	0	None	No	0.01	Param.
Barium (mg/L)	BGWC-40	0.05858	0.04542	2	No	8	0.052	0.006211	0	None	No	0.01	Param.
Barium (mg/L)	BGWC-41D	0.06516	0.04817	2	No	6	0.05667	0.006186	0	None	No	0.01	Param.
Barium (mg/L)	BGWC-42D	0.1381	0.06152	2	No	6	0.09983	0.02789	0	None	No	0.01	Param.
Barium (mg/L)	BGWC-43D	0.08084	0.06183	2	No	6	0.07133	0.006919	0	None	No	0.01	Param.
Barium (mg/L)	BGWC-44D	0.02602	0.01965	2	No	6	0.02283	0.002317	0	None	No	0.01	Param.
Barium (mg/L)	BGWC-49D	0.1072	0.04781	2	No	4	0.0775	0.01308	0	None	No	0.01	Param.
Barium (mg/L)	BGWC-50D	0.06629	0.01421	2	No	4	0.04025	0.01147	0	None	No	0.01	Param.
Barium (mg/L)	BGWC-51	0.06959	0.006781	2	No	6	0.03818	0.02286	0	None	No	0.01	Param.
Barium (mg/L)	BGWC-52	0.1027	0.01995	2	No	6	0.06133	0.03012	0	None	No	0.01	Param.
Barium (mg/L)	BGWC-7	0.0389	0.03301	2	No	22	0.03595	0.005493	0	None	No	0.01	Param.
Barium (mg/L)	BGWC-8	0.03052	0.02708	2	No	22	0.02808	0.00561	0	None	x^3	0.01	Param.
Barium (mg/L)	BGWC-9	0.03168	0.02743	2	No	21	0.02955	0.003848	0	None	No	0.01	Param.
Beryllium (mg/L)	BGWC-12	0.0005	0.000076	0.004	No	20	0.0004561	0.0001352	90	None	No	0.01	NP (NDs)
Beryllium (mg/L)	BGWC-16	0.003	0.00012	0.004	No	20	0.001414	0.001472	45	None	No	0.01	NP (normality)
Beryllium (mg/L)	BGWC-17	0.0005	0.000065	0.004	No	20	0.0004119	0.0001808	80	None	No	0.01	NP (NDs)
Beryllium (mg/L)	BGWC-18	0.0005	0.000076	0.004	No	20	0.000351	0.0002086	65	None	No	0.01	NP (NDs)
Beryllium (mg/L)	BGWC-19	0.003	0.00008	0.004	No	20	0.00183	0.001471	60	None	No	0.01	NP (NDs)
Beryllium (mg/L)	BGWC-22	0.003	0.00011	0.004	No	20	0.001409	0.001477	45	None	No	0.01	NP (normality)
Beryllium (mg/L)	BGWC-23	0.0005	0.000054	0.004	No	20	0.0004777	0.00009973	95	None	No	0.01	NP (NDs)
Beryllium (mg/L)	BGWC-24	0.0005	0.00017	0.004	No	21	0.0003697	0.0001744	61.9	None	No	0.01	NP (NDs)
Beryllium (mg/L)	BGWC-36D	0.0005	0.0005	0.004	No	10	0.000457	0.000136	90	None	No	0.011	NP (NDs)
Beryllium (mg/L)	BGWC-38D	0.0005	0.000054	0.004	No	8	0.0002826	0.0002326	50	None	No	0.004	NP (normality)

Confidence Intervals - All Results

Plant Bowen Client: Southern Company Data: Bowen AP-1 Printed 4/18/2023, 12:45 PM

Constituent	Well	Upper Lim.	Lower Lim.	Compliance	Sig.	N	Mean	Std. Dev.	%NDs	ND Adj.	Transform	Alpha	Method
Beryllium (mg/L)	BGWC-39	0.0005	0.000079	0.004	No	8	0.0004474	0.0001488	87.5	None	No	0.004	NP (NDs)
Beryllium (mg/L)	BGWC-51	0.0001879	0.00006138	0.004	No	6	0.0001838	0.0001626	16.67	Kaplan-Meier	sqrt(x)	0.01	Param.
Beryllium (mg/L)	BGWC-52	0.0005	0.000052	0.004	No	6	0.0004253	0.0001829	83.33	None	No	0.0155	NP (NDs)
Cadmium (mg/L)	BGWC-14A	0.0005	0.00016	0.005	No	13	0.0003208	0.0001599	38.46	None	No	0.01	NP (normality)
Cadmium (mg/L)	BGWC-16	0.001693	0.001307	0.005	No	22	0.0015	0.0003599	0	None	No	0.01	Param.
Cadmium (mg/L)	BGWC-17	0.0005	0.00015	0.005	No	22	0.0003027	0.0001739	40.91	None	No	0.01	NP (normality)
Cadmium (mg/L)	BGWC-18	0.0003808	0.0001718	0.005	No	22	0.0004251	0.0001792	50	Kaplan-Meier	No	0.01	Param.
Cadmium (mg/L)	BGWC-19	0.0005	0.0002	0.005	No	22	0.00045	0.00013	86.36	Kaplan-Meier	No	0.01	NP (NDs)
Cadmium (mg/L)	BGWC-20	0.0005	0.00008	0.005	No	22	0.0004809	0.00008954	95.45	Kaplan-Meier	No	0.01	NP (NDs)
Cadmium (mg/L)	BGWC-22	0.005	0.00033	0.005	No	22	0.00348	0.002279	68.18	None	No	0.01	NP (NDs)
Cadmium (mg/L)	BGWC-23	0.0005	0.00019	0.005	No	22	0.0004859	0.00006609	95.45	None	No	0.01	NP (NDs)
Cadmium (mg/L)	BGWC-24	0.00562	0.003048	0.005	No	23	0.004334	0.002459	0	None	No	0.01	Param.
Cadmium (mg/L)	BGWC-30	0.0005	0.0003	0.005	No	22	0.0004172	0.0001357	54.55	None	No	0.01	NP (NDs)
Cadmium (mg/L)	BGWC-38D	0.00081	0.00032	0.005	No	8	0.0005163	0.0001344	75	None	No	0.004	NP (NDs)
Cadmium (mg/L)	BGWC-39	0.0002541	0.0001271	0.005	No	8	0.0003063	0.00017	37.5	Kaplan-Meier	ln(x)	0.01	Param.
Cadmium (mg/L)	BGWC-43D	0.001505	0.00001214	0.005	No	6	0.0007583	0.0005432	0	None	No	0.01	Param.
Cadmium (mg/L)	BGWC-51	0.000601	0.0002156	0.005	No	6	0.0004783	0.0001289	33.33	Kaplan-Meier	No	0.01	Param.
Cadmium (mg/L)	BGWC-52	0.0005	0.00018	0.005	No	6	0.0003517	0.0001645	50	None	No	0.0155	NP (normality)
Chromium (mg/L)	BGWA-6	0.005	0.0044	0.1	No	18	0.004772	0.0008288	88.89	None	No	0.01	NP (NDs)
Chromium (mg/L)	BGWC-10	0.005	0.0011	0.1	No	20	0.004805	0.0008721	95	None	No	0.01	NP (NDs)
Chromium (mg/L)	BGWC-12	0.005	0.00079	0.1	No	20	0.003881	0.00199	75	None	No	0.01	NP (NDs)
Chromium (mg/L)	BGWC-14A	0.026	0.005	0.1	No	13	0.006615	0.005824	92.31	None	No	0.01	NP (NDs)
Chromium (mg/L)	BGWC-16	0.005	0.0019	0.1	No	20	0.00463	0.001154	90	None	No	0.01	NP (NDs)
Chromium (mg/L)	BGWC-17	0.005	0.00044	0.1	No	20	0.004541	0.001411	90	None	No	0.01	NP (NDs)
Chromium (mg/L)	BGWC-18	0.005	0.0011	0.1	No	20	0.00436	0.001565	85	None	No	0.01	NP (NDs)
Chromium (mg/L)	BGWC-20	0.005	0.0011	0.1	No	20	0.003721	0.001822	60	None	No	0.01	NP (NDs)
Chromium (mg/L)	BGWC-21	0.005	0.0025	0.1	No	19	0.004627	0.001171	89.47	None	No	0.01	NP (NDs)
Chromium (mg/L)	BGWC-23	0.005	0.0033	0.1	No	20	0.00414	0.00162	75	None	No	0.01	NP (NDs)
Chromium (mg/L)	BGWC-24	0.005	0.0009	0.1	No	21	0.00438	0.001556	85.71	None	No	0.01	NP (NDs)
Chromium (mg/L)	BGWC-25	0.005	0.0021	0.1	No	20	0.004855	0.0006485	95	None	No	0.01	NP (NDs)
Chromium (mg/L)	BGWC-30	0.005	0.00082	0.1	No	20	0.002315	0.002035	35	None	No	0.01	NP (normality)
Chromium (mg/L)	BGWC-31	0.005	0.00064	0.1	No	10	0.00373	0.00205	70	None	No	0.011	NP (NDs)
Chromium (mg/L)	BGWC-32	0.005	0.00062	0.1	No	10	0.003241	0.002137	50	None	No	0.011	NP (normality)
Chromium (mg/L)	BGWC-35D	0.005	0.00072	0.1	No	10	0.003749	0.002017	70	None	No	0.011	NP (NDs)
Chromium (mg/L)	BGWC-36D	0.005	0.00057	0.1	No	10	0.003274	0.002232	60	None	No	0.011	NP (NDs)
Chromium (mg/L)	BGWC-37D	0.005	0.00068	0.1	No	8	0.00392	0.002	75	None	No	0.004	NP (NDs)
Chromium (mg/L)	BGWC-38D	0.005	0.00042	0.1	No	8	0.00419	0.001662	75	None	No	0.004	NP (NDs)
Chromium (mg/L)	BGWC-39	0.005	0.001	0.1	No	8	0.0045	0.001414	87.5	None	No	0.004	NP (NDs)
Chromium (mg/L)	BGWC-40	0.005	0.00043	0.1	No	8	0.002342	0.002209	37.5	None	No	0.004	NP (normality)
Chromium (mg/L)	BGWC-41D	0.005	0.00068	0.1	No	6	0.00428	0.001764	83.33	None	No	0.0155	NP (NDs)
Chromium (mg/L)	BGWC-42D	0.005	0.00062	0.1	No	6	0.00362	0.002143	66.67	None	No	0.0155	NP (NDs)
Chromium (mg/L)	BGWC-43D	0.005	0.0024	0.1	No	6	0.004567	0.001061	83.33	None	No	0.0155	NP (NDs)
Chromium (mg/L)	BGWC-44D	0.005	0.00093	0.1	No	6	0.003645	0.002099	66.67	None	No	0.0155	NP (NDs)
Chromium (mg/L)	BGWC-49D	0.005	0.00071	0.1	No	4	0.003927	0.002145	75	None	No	0.0625	NP (NDs)
Chromium (mg/L)	BGWC-51	0.005	0.0006	0.1	No	6	0.004267	0.001796	83.33	None	No	0.0155	NP (NDs)
Chromium (mg/L)	BGWC-52	0.005	0.00061	0.1	No	6	0.003652	0.0021	66.67	None	No	0.0155	NP (NDs)
Chromium (mg/L)	BGWC-7	0.005	0.00095	0.1	No	20	0.004355	0.001576	85	None	No	0.01	NP (NDs)
Chromium (mg/L)	BGWC-8	0.005	0.0011	0.1	No	20	0.00542	0.01367	25	None	No	0.01	NP (normality)
Chromium (mg/L)	BGWC-9	0.005	0.002	0.1	No	19	0.004842	0.0006882	94.74	None	No	0.01	NP (NDs)
Cobalt (mg/L)	BGWA-6	0.005	0.0005	0.006	No	19	0.003126	0.002264	57.89	None	No	0.01	NP (NDs)
Cobalt (mg/L)	BGWC-10	0.005	0.00056	0.006	No	22	0.003551	0.002171	68.18	None	No	0.01	NP (NDs)
Cobalt (mg/L)	BGWC-12	0.005	0.00048	0.006	No	22	0.002745	0.002311	50	None	No	0.01	NP (normality)
Cobalt (mg/L)	BGWC-14A	0.002338	0.0009874	0.006	No	13	0.002785	0.001713	30.77	Kaplan-Meier	sqrt(x)	0.01	Param.
Cobalt (mg/L)	BGWC-16	0.008105	0.005468	0.006	No	22	0.006786	0.002456	4.545	None	No	0.01	Param.
Cobalt (mg/L)	BGWC-17	0.005	0.00015	0.006	No	22	0.00478	0.001034	95.45	None	No	0.01	NP (NDs)

Confidence Intervals - All Results

Plant Bowen Client: Southern Company Data: Bowen AP-1 Printed 4/18/2023, 12:45 PM

Constituent	Well	Upper Lim.	Lower Lim.	Compliance	Sig.	N	Mean	Std. Dev.	%NDs	ND Adj.	Transform	Alpha	Method
Cobalt (mg/L)	BGWC-18	0.005	0.0009	0.006	No	22	0.003992	0.001906	77.27	None	No	0.01	NP (NDs)
Cobalt (mg/L)	BGWC-19	0.005	0.000072	0.006	No	22	0.004776	0.001051	95.45	None	No	0.01	NP (NDs)
Cobalt (mg/L)	BGWC-20	0.005	0.0008	0.006	No	22	0.004382	0.001595	86.36	None	No	0.01	NP (NDs)
Cobalt (mg/L)	BGWC-21	0.005	0.00058	0.006	No	21	0.002675	0.002137	42.86	None	No	0.01	NP (normality)
Cobalt (mg/L)	**BGWC-22**	**0.02671**	**0.01664**	**0.006**	**Yes**	**25**	**0.02168**	**0.01011**	**0**	**None**	**No**	**0.01**	**Param.**
Cobalt (mg/L)	BGWC-23	0.005	0.00058	0.006	No	24	0.003716	0.002054	70.83	None	No	0.01	NP (NDs)
Cobalt (mg/L)	BGWC-24	0.004065	0.002943	0.006	No	25	0.003504	0.001125	12	None	No	0.01	Param.
Cobalt (mg/L)	BGWC-25	0.005	0.0006	0.006	No	22	0.004583	0.001352	90.91	None	No	0.01	NP (NDs)
Cobalt (mg/L)	BGWC-30	0.005	0.0009	0.006	No	24	0.003297	0.002079	58.33	None	No	0.01	NP (NDs)
Cobalt (mg/L)	BGWC-31	0.005	0.00036	0.006	No	11	0.002531	0.002367	45.45	None	No	0.006	NP (normality)
Cobalt (mg/L)	BGWC-32	0.007733	0.002582	0.006	No	13	0.005158	0.003463	7.692	None	No	0.01	Param.
Cobalt (mg/L)	BGWC-34D	0.005	0.00042	0.006	No	11	0.001524	0.001743	18.18	None	No	0.006	NP (normality)
Cobalt (mg/L)	BGWC-35D	0.002864	0.0008607	0.006	No	11	0.001907	0.001371	9.091	None	sqrt(x)	0.01	Param.
Cobalt (mg/L)	BGWC-36D	0.005	0.00049	0.006	No	11	0.002638	0.002269	45.45	None	No	0.006	NP (normality)
Cobalt (mg/L)	BGWC-37D	0.001974	0.000586	0.006	No	8	0.00128	0.0006547	12.5	None	No	0.01	Param.
Cobalt (mg/L)	BGWC-38D	0.007152	0.001413	0.006	No	9	0.004311	0.003997	0	None	x^(1/3)	0.01	Param.
Cobalt (mg/L)	BGWC-39	0.005	0.00047	0.006	No	9	0.00382	0.001941	66.67	None	No	0.002	NP (NDs)
Cobalt (mg/L)	BGWC-40	0.0005932	0.0004468	0.006	No	8	0.00052	0.00006908	0	None	No	0.01	Param.
Cobalt (mg/L)	BGWC-41D	0.005	0.0004	0.006	No	6	0.00202	0.002311	33.33	None	No	0.0155	NP (normality)
Cobalt (mg/L)	BGWC-43D	0.005927	0.002359	0.006	No	7	0.004143	0.001502	0	None	No	0.01	Param.
Cobalt (mg/L)	BGWC-49D	0.001165	0.0004948	0.006	No	4	0.00083	0.0001476	0	None	No	0.01	Param.
Cobalt (mg/L)	BGWC-50D	0.002057	0.0001478	0.006	No	4	0.001103	0.0004205	0	None	No	0.01	Param.
Cobalt (mg/L)	BGWC-52	0.005006	0.0003471	0.006	No	6	0.002677	0.001696	0	None	No	0.01	Param.
Cobalt (mg/L)	BGWC-7	0.00091	0.00068	0.006	No	22	0.002431	0.003654	18.18	None	No	0.01	NP (normality)
Cobalt (mg/L)	BGWC-8	0.005	0.0012	0.006	No	22	0.004168	0.001818	81.82	None	No	0.01	NP (NDs)
Cobalt (mg/L)	BGWC-9	0.005	0.0006	0.006	No	21	0.00434	0.001658	85.71	None	No	0.01	NP (NDs)
Combined Radium 226 + 228 (pCi/L)	BGWA-6	0.7035	0.3247	5	No	19	0.546	0.3493	0	None	sqrt(x)	0.01	Param.
Combined Radium 226 + 228 (pCi/L)	BGWC-10	1.443	0.9789	5	No	22	1.237	0.4758	0	None	sqrt(x)	0.01	Param.
Combined Radium 226 + 228 (pCi/L)	BGWC-12	0.741	0.3445	5	No	22	0.5427	0.3693	0	None	No	0.01	Param.
Combined Radium 226 + 228 (pCi/L)	BGWC-14A	1.316	0.5696	5	No	13	0.9428	0.502	0	None	No	0.01	Param.
Combined Radium 226 + 228 (pCi/L)	BGWC-16	1.199	0.7064	5	No	22	0.9525	0.4585	0	None	No	0.01	Param.
Combined Radium 226 + 228 (pCi/L)	BGWC-17	0.8295	0.4521	5	No	22	0.6408	0.3515	0	None	No	0.01	Param.
Combined Radium 226 + 228 (pCi/L)	BGWC-18	1.034	0.5819	5	No	22	0.8455	0.4851	0	None	sqrt(x)	0.01	Param.
Combined Radium 226 + 228 (pCi/L)	BGWC-19	1.113	0.6589	5	No	22	0.8859	0.4228	0	None	No	0.01	Param.
Combined Radium 226 + 228 (pCi/L)	BGWC-20	1.433	0.9253	5	No	22	1.179	0.4728	0	None	No	0.01	Param.
Combined Radium 226 + 228 (pCi/L)	BGWC-21	0.8437	0.4975	5	No	21	0.6706	0.3138	0	None	No	0.01	Param.
Combined Radium 226 + 228 (pCi/L)	BGWC-22	2.9	2.023	5	No	22	2.461	0.8172	0	None	No	0.01	Param.
Combined Radium 226 + 228 (pCi/L)	BGWC-23	1.876	1.131	5	No	22	1.504	0.6938	0	None	No	0.01	Param.
Combined Radium 226 + 228 (pCi/L)	BGWC-24	3.504	1.927	5	No	22	3.109	2.64	0	None	ln(x)	0.01	Param.
Combined Radium 226 + 228 (pCi/L)	BGWC-25	0.9359	0.5206	5	No	22	0.7283	0.3869	0	None	No	0.01	Param.
Combined Radium 226 + 228 (pCi/L)	BGWC-30	2.16	1.191	5	No	21	1.676	0.878	0	None	No	0.01	Param.
Combined Radium 226 + 228 (pCi/L)	BGWC-31	1.809	1.015	5	No	11	1.412	0.4763	0	None	No	0.01	Param.
Combined Radium 226 + 228 (pCi/L)	BGWC-32	2.156	1.197	5	No	11	1.677	0.5753	0	None	No	0.01	Param.
Combined Radium 226 + 228 (pCi/L)	BGWC-34D	2.881	1.681	5	No	11	2.281	0.7197	0	None	No	0.01	Param.
Combined Radium 226 + 228 (pCi/L)	BGWC-35D	3.1	1.931	5	No	11	2.515	0.7013	0	None	No	0.01	Param.
Combined Radium 226 + 228 (pCi/L)	BGWC-36D	2.347	1.305	5	No	11	1.826	0.6253	0	None	No	0.01	Param.
Combined Radium 226 + 228 (pCi/L)	BGWC-37D	3.297	2.248	5	No	8	2.773	0.4953	0	None	No	0.01	Param.
Combined Radium 226 + 228 (pCi/L)	BGWC-38D	5.91	3.34	5	No	8	4.681	1.112	0	None	No	0.004	NP (normality)
Combined Radium 226 + 228 (pCi/L)	BGWC-39	1.582	0.4558	5	No	8	1.019	0.5313	0	None	No	0.01	Param.
Combined Radium 226 + 228 (pCi/L)	BGWC-40	1.028	0.3254	5	No	8	0.6766	0.3314	0	None	No	0.01	Param.
Combined Radium 226 + 228 (pCi/L)	BGWC-41D	1.855	0.6455	5	No	6	1.251	0.4404	0	None	No	0.01	Param.
Combined Radium 226 + 228 (pCi/L)	BGWC-42D	1.38	0.461	5	No	6	0.747	0.3791	0	None	No	0.0155	NP (normality)
Combined Radium 226 + 228 (pCi/L)	BGWC-43D	2.031	1.012	5	No	6	1.522	0.371	0	None	No	0.01	Param.
Combined Radium 226 + 228 (pCi/L)	BGWC-44D	1.512	0.5095	5	No	6	1.011	0.3647	0	None	No	0.01	Param.
Combined Radium 226 + 228 (pCi/L)	BGWC-49D	3.66	2.36	5	No	4	2.72	0.6277	0	None	No	0.0625	NP (normality)

Confidence Intervals - All Results

Plant Bowen Client: Southern Company Data: Bowen AP-1 Printed 4/18/2023, 12:45 PM

Constituent	Well	Upper Lim.	Lower Lim.	Compliance	Sig.	N	Mean	Std. Dev.	%NDs	ND Adj.	Transform	Alpha	Method
Combined Radium 226 + 228 (pCi/L)	BGWC-50D	1.4	0.99	5	No	4	1.1	0.2002	0	None	No	0.0625	NP (normality)
Combined Radium 226 + 228 (pCi/L)	BGWC-51	0.7936	0.3971	5	No	6	0.5953	0.1443	0	None	No	0.01	Param.
Combined Radium 226 + 228 (pCi/L)	BGWC-52	1.755	0.1934	5	No	6	0.9743	0.5685	0	None	No	0.01	Param.
Combined Radium 226 + 228 (pCi/L)	BGWC-7	1.656	1.206	5	No	22	1.431	0.4198	0	None	No	0.01	Param.
Combined Radium 226 + 228 (pCi/L)	BGWC-8	0.8046	0.397	5	No	22	0.6008	0.3797	0	None	No	0.01	Param.
Combined Radium 226 + 228 (pCi/L)	BGWC-9	1.017	0.5059	5	No	21	0.8082	0.5265	0	None	sqrt(x)	0.01	Param.
Fluoride (mg/L)	BGWA-6	0.1	0.06	4	No	20	0.0861	0.02728	65	None	No	0.01	NP (NDs)
Fluoride (mg/L)	BGWC-10	0.1031	0.05459	4	No	23	0.11	0.06845	39.13	Kaplan-Meier	ln(x)	0.01	Param.
Fluoride (mg/L)	BGWC-12	0.12	0.08	4	No	23	0.104	0.06177	43.48	None	No	0.01	NP (normality)
Fluoride (mg/L)	BGWC-14A	0.1	0.055	4	No	13	0.08577	0.01993	61.54	None	No	0.01	NP (NDs)
Fluoride (mg/L)	BGWC-16	0.1576	0.06366	4	No	23	0.135	0.1123	26.09	Kaplan-Meier	sqrt(x)	0.01	Param.
Fluoride (mg/L)	BGWC-17	0.2131	0.1207	4	No	23	0.1899	0.1388	4.348	None	ln(x)	0.01	Param.
Fluoride (mg/L)	BGWC-18	0.14	0.08	4	No	23	0.1263	0.09818	34.78	None	No	0.01	NP (normality)
Fluoride (mg/L)	BGWC-19	0.11	0.07	4	No	23	0.1172	0.1113	34.78	None	No	0.01	NP (normality)
Fluoride (mg/L)	BGWC-20	0.13	0.062	4	No	23	0.119	0.1324	47.83	None	No	0.01	NP (normality)
Fluoride (mg/L)	BGWC-21	0.1	0.066	4	No	22	0.08445	0.02606	54.55	None	No	0.01	NP (NDs)
Fluoride (mg/L)	BGWC-22	0.34	0.23	4	No	26	0.3742	0.2814	0	None	No	0.01	NP (normality)
Fluoride (mg/L)	BGWC-23	0.1	0.068	4	No	25	0.166	0.2097	20	None	No	0.01	NP (normality)
Fluoride (mg/L)	BGWC-24	1.2	0.064	4	No	26	0.7825	1.077	7.692	None	No	0.01	NP (normality)
Fluoride (mg/L)	BGWC-25	0.09163	0.05483	4	No	23	0.092	0.03071	47.83	Kaplan-Meier	No	0.01	Param.
Fluoride (mg/L)	BGWC-30	0.1936	0.07687	4	No	25	0.208	0.2007	20	Kaplan-Meier	ln(x)	0.01	Param.
Fluoride (mg/L)	BGWC-32	0.66	0.13	4	No	13	0.3336	0.3569	0	None	No	0.01	NP (normality)
Fluoride (mg/L)	BGWC-34D	0.1	0.053	4	No	11	0.08982	0.02301	81.82	None	No	0.006	NP (NDs)
Fluoride (mg/L)	BGWC-35D	0.26	0.13	4	No	11	0.2509	0.2234	0	None	No	0.006	NP (normality)
Fluoride (mg/L)	BGWC-36D	0.26	0.11	4	No	11	0.1673	0.09991	9.091	None	No	0.006	NP (normality)
Fluoride (mg/L)	BGWC-37D	0.4539	0.1561	4	No	8	0.305	0.1405	0	None	No	0.01	Param.
Fluoride (mg/L)	BGWC-38D	0.6449	0.3662	4	No	9	0.5056	0.1443	0	None	No	0.01	Param.
Fluoride (mg/L)	BGWC-39	0.1458	0.05999	4	No	9	0.1029	0.04443	11.11	None	No	0.01	Param.
Fluoride (mg/L)	BGWC-40	0.09873	0.05745	4	No	9	0.08756	0.02295	33.33	Kaplan-Meier	No	0.01	Param.
Fluoride (mg/L)	BGWC-41D	0.1094	0.06028	4	No	7	0.08486	0.02069	14.29	None	No	0.01	Param.
Fluoride (mg/L)	BGWC-42D	0.6857	0.4068	4	No	8	0.5463	0.1316	0	None	No	0.01	Param.
Fluoride (mg/L)	BGWC-43D	1.099	0.8194	4	No	9	0.9589	0.1486	0	None	sqrt(x)	0.01	Param.
Fluoride (mg/L)	BGWC-44D	0.16	0.088	4	No	7	0.1083	0.02368	57.14	None	No	0.008	NP (NDs)
Fluoride (mg/L)	BGWC-49D	0.1073	0.03467	4	No	4	0.0855	0.02124	50	Kaplan-Meier	No	0.01	Param.
Fluoride (mg/L)	BGWC-50D	0.1296	0.0489	4	No	4	0.0945	0.01969	25	Kaplan-Meier	No	0.01	Param.
Fluoride (mg/L)	BGWC-51	0.1735	0.07355	4	No	6	0.1235	0.03636	0	None	No	0.01	Param.
Fluoride (mg/L)	BGWC-52	0.1361	0.07262	4	No	6	0.1043	0.02309	0	None	No	0.01	Param.
Fluoride (mg/L)	BGWC-7	0.1803	0.1238	4	No	23	0.152	0.05394	4.348	None	No	0.01	Param.
Fluoride (mg/L)	BGWC-8	0.1	0.067	4	No	23	0.08035	0.02994	60.87	None	No	0.01	NP (NDs)
Fluoride (mg/L)	BGWC-9	0.2054	0.1011	4	No	22	0.1818	0.1443	0	None	ln(x)	0.01	Param.
Lead (mg/L)	BGWA-6	0.001	0.00016	0.015	No	18	0.0007973	0.0003908	77.78	None	No	0.01	NP (NDs)
Lead (mg/L)	BGWC-10	0.001	0.00019	0.015	No	20	0.0009165	0.0002571	90	None	No	0.01	NP (NDs)
Lead (mg/L)	BGWC-12	0.001	0.00013	0.015	No	20	0.0006824	0.0004148	60	None	No	0.01	NP (NDs)
Lead (mg/L)	BGWC-14A	0.001	0.000062	0.015	No	13	0.0007155	0.0004444	69.23	None	No	0.01	NP (NDs)
Lead (mg/L)	BGWC-16	0.001	0.00014	0.015	No	20	0.0006665	0.0004221	60	None	No	0.01	NP (NDs)
Lead (mg/L)	BGWC-17	0.001	0.000079	0.015	No	20	0.000954	0.0002059	95	None	No	0.01	NP (NDs)
Lead (mg/L)	BGWC-18	0.001	0.0001	0.015	No	20	0.0006886	0.000436	65	None	No	0.01	NP (NDs)
Lead (mg/L)	BGWC-19	0.001	0.0006	0.015	No	20	0.0009319	0.0002286	90	None	No	0.01	NP (NDs)
Lead (mg/L)	BGWC-20	0.001	0.0001	0.015	No	20	0.0009092	0.0002796	90	None	No	0.01	NP (NDs)
Lead (mg/L)	BGWC-21	0.001	0.000068	0.015	No	19	0.0006571	0.0004614	63.16	None	No	0.01	NP (NDs)
Lead (mg/L)	BGWC-22	0.001	0.00033	0.015	No	20	0.0007848	0.000386	75	None	No	0.01	NP (NDs)
Lead (mg/L)	BGWC-23	0.001	0.00031	0.015	No	20	0.0009225	0.0002401	90	None	No	0.01	NP (NDs)
Lead (mg/L)	BGWC-24	0.001	0.0001	0.015	No	21	0.0007585	0.0004057	71.43	None	No	0.01	NP (NDs)
Lead (mg/L)	BGWC-25	0.001	0.0002	0.015	No	20	0.0007013	0.0003977	60	None	No	0.01	NP (NDs)
Lead (mg/L)	BGWC-30	0.001	0.00016	0.015	No	20	0.0005895	0.0004255	50	None	No	0.01	NP (normality)

Confidence Intervals - All Results

Plant Bowen Client: Southern Company Data: Bowen AP-1 Printed 4/18/2023, 12:45 PM

Constituent	Well	Upper Lim.	Lower Lim.	Compliance	Sig.	N	Mean	Std. Dev.	%NDs	ND Adj.	Transform	Alpha	Method
Lead (mg/L)	BGWC-31	0.0007894	0.0002104	0.015	No	10	0.0006766	0.0003878	30	Kaplan-Meier	No	0.01	Param.
Lead (mg/L)	BGWC-32	0.001	0.00011	0.015	No	10	0.0008182	0.0003834	80	Kaplan-Meier	No	0.011	NP (NDs)
Lead (mg/L)	BGWC-34D	0.001	0.001	0.015	No	10	0.0009054	0.0002992	90	Kaplan-Meier	No	0.011	NP (NDs)
Lead (mg/L)	BGWC-35D	0.0002864	0.0001099	0.015	No	10	0.0005209	0.0004201	40	Kaplan-Meier	x^(1/3)	0.01	Param.
Lead (mg/L)	BGWC-36D	0.001	0.00014	0.015	No	10	0.000592	0.0003893	40	None	No	0.011	NP (normality)
Lead (mg/L)	BGWC-37D	0.001	0.000073	0.015	No	8	0.0005694	0.0004652	50	None	No	0.004	NP (normality)
Lead (mg/L)	BGWC-38D	0.001	0.00016	0.015	No	8	0.0007038	0.0004096	62.5	None	No	0.004	NP (NDs)
Lead (mg/L)	BGWC-39	0.001	0.0001	0.015	No	8	0.0008875	0.0003182	87.5	None	No	0.004	NP (NDs)
Lead (mg/L)	BGWC-40	0.001	0.00014	0.015	No	8	0.0004838	0.0004286	37.5	None	No	0.004	NP (normality)
Lead (mg/L)	BGWC-41D	0.001	0.000036	0.015	No	6	0.0008393	0.0003936	83.33	None	No	0.0155	NP (NDs)
Lead (mg/L)	BGWC-42D	0.001	0.000041	0.015	No	6	0.0006808	0.0004945	66.67	None	No	0.0155	NP (NDs)
Lead (mg/L)	BGWC-43D	0.001	0.00012	0.015	No	6	0.0008533	0.0003593	83.33	None	No	0.0155	NP (NDs)
Lead (mg/L)	BGWC-44D	0.001	0.00017	0.015	No	6	0.0008617	0.0003388	83.33	None	No	0.0155	NP (NDs)
Lead (mg/L)	BGWC-49D	0.001	0.000044	0.015	No	4	0.000761	0.000478	75	None	No	0.0625	NP (NDs)
Lead (mg/L)	BGWC-50D	0.001	0.00014	0.015	No	4	0.000785	0.00043	75	None	No	0.0625	NP (NDs)
Lead (mg/L)	BGWC-51	0.001	0.00015	0.015	No	6	0.0005883	0.0004516	50	None	No	0.0155	NP (normality)
Lead (mg/L)	BGWC-52	0.001	0.000054	0.015	No	6	0.000544	0.0004999	50	None	No	0.0155	NP (normality)
Lead (mg/L)	BGWC-8	0.001	0.0003	0.015	No	20	0.0008345	0.0003414	80	None	No	0.01	NP (NDs)
Lead (mg/L)	BGWC-9	0.001	0.000082	0.015	No	19	0.0005931	0.0004506	52.63	None	No	0.01	NP (NDs)
Lithium (mg/L)	BGWA-6	0.03	0.00082	0.04	No	19	0.02846	0.006694	94.74	None	No	0.01	NP (NDs)
Lithium (mg/L)	BGWC-10	0.03	0.00093	0.04	No	22	0.01061	0.01361	31.82	None	No	0.01	NP (normality)
Lithium (mg/L)	BGWC-12	0.05	0.001	0.04	No	22	0.02554	0.02504	50	None	No	0.01	NP (normality)
Lithium (mg/L)	BGWC-14A	0.03	0.00087	0.04	No	13	0.01658	0.01508	53.85	None	No	0.01	NP (NDs)
Lithium (mg/L)	BGWC-16	0.03	0.00049	0.04	No	22	0.02866	0.006292	95.45	None	No	0.01	NP (NDs)
Lithium (mg/L)	BGWC-17	0.03	0.00069	0.04	No	22	0.02867	0.006249	95.45	None	No	0.01	NP (NDs)
Lithium (mg/L)	BGWC-20	0.02715	0.01888	0.04	No	22	0.02302	0.007705	0	None	No	0.01	Param.
Lithium (mg/L)	BGWC-22	0.02904	0.01836	0.04	No	22	0.0237	0.009957	0	None	No	0.01	Param.
Lithium (mg/L)	BGWC-23	0.02475	0.01345	0.04	No	22	0.02009	0.01101	0	None	sqrt(x)	0.01	Param.
Lithium (mg/L)	BGWC-24	0.0082	0.0057	0.04	No	23	0.00783	0.003041	13.04	None	No	0.01	NP (normality)
Lithium (mg/L)	BGWC-30	0.0171	0.0012	0.04	No	22	0.008871	0.007859	4.545	None	No	0.01	NP (normality)
Lithium (mg/L)	BGWC-34D	0.03	0.00098	0.04	No	11	0.0247	0.0118	81.82	None	No	0.006	NP (NDs)
Lithium (mg/L)	BGWC-35D	0.01656	0.009623	0.04	No	11	0.01309	0.004161	0	None	No	0.01	Param.
Lithium (mg/L)	BGWC-36D	0.0044	0.0011	0.04	No	11	0.003245	0.004012	9.091	None	No	0.006	NP (normality)
Lithium (mg/L)	BGWC-37D	0.03167	0.001954	0.04	No	7	0.01506	0.01484	0	None	sqrt(x)	0.01	Param.
Lithium (mg/L)	BGWC-38D	0.01721	0.006114	0.04	No	8	0.01166	0.005235	0	None	No	0.01	Param.
Lithium (mg/L)	BGWC-39	0.005573	0.003027	0.04	No	8	0.0043	0.001201	0	None	No	0.01	Param.
Lithium (mg/L)	BGWC-40	0.03	0.00079	0.04	No	7	0.01336	0.01557	42.86	None	No	0.008	NP (normality)
Lithium (mg/L)	BGWC-41D	0.002421	0.001086	0.04	No	6	0.001753	0.0004861	0	None	No	0.01	Param.
Lithium (mg/L)	BGWC-42D	0.03	0.0012	0.04	No	5	0.00728	0.01271	20	None	No	0.031	NP (normality)
Lithium (mg/L)	BGWC-43D	0.02989	0.02211	0.04	No	6	0.026	0.002828	0	None	No	0.01	Param.
Lithium (mg/L)	BGWC-44D	0.004092	0.001908	0.04	No	6	0.003	0.000795	0	None	No	0.01	Param.
Lithium (mg/L)	BGWC-49D	0.01194	0.00386	0.04	No	4	0.0079	0.00178	0	None	No	0.01	Param.
Lithium (mg/L)	BGWC-51	0.03	0.0011	0.04	No	6	0.0113	0.01451	33.33	None	No	0.0155	NP (normality)
Lithium (mg/L)	BGWC-52	0.004071	0.0009538	0.04	No	6	0.002913	0.001209	0	None	x^3	0.01	Param.
Lithium (mg/L)	BGWC-7	0.0093	0.0074	0.04	No	22	0.009114	0.003717	4.545	None	No	0.01	NP (normality)
Lithium (mg/L)	BGWC-8	0.03	0.001	0.04	No	22	0.02868	0.006183	95.45	None	No	0.01	NP (NDs)
Lithium (mg/L)	BGWC-9	0.05	0.0013	0.04	No	21	0.0176	0.02348	33.33	None	No	0.01	NP (normality)
Mercury (mg/L)	BGWA-6	0.0002	0.000084	0.002	No	18	0.0001936	0.00002734	94.44	None	No	0.01	NP (NDs)
Mercury (mg/L)	BGWC-10	0.0002	0.0001	0.002	No	20	0.0001874	0.00003969	90	None	No	0.01	NP (NDs)
Mercury (mg/L)	BGWC-12	0.0002	0.0001	0.002	No	20	0.0001879	0.00003786	90	None	No	0.01	NP (NDs)
Mercury (mg/L)	BGWC-14A	0.0002	0.00016	0.002	No	13	0.0001969	0.00001109	92.31	None	No	0.01	NP (NDs)
Mercury (mg/L)	BGWC-16	0.0002	0.000098	0.002	No	20	0.0001949	0.00002281	90	None	No	0.01	NP (NDs)
Mercury (mg/L)	BGWC-17	0.0002303	0.0001435	0.002	No	20	0.0002065	0.0000673	20	Kaplan-Meier	No	0.01	Param.
Mercury (mg/L)	BGWC-18	0.0002	0.000079	0.002	No	20	0.0001939	0.00002706	95	None	No	0.01	NP (NDs)
Mercury (mg/L)	BGWC-19	0.0002	0.00008	0.002	No	20	0.0001865	0.00004184	90	None	No	0.01	NP (NDs)

Confidence Intervals - All Results

Plant Bowen Client: Southern Company Data: Bowen AP-1 Printed 4/18/2023, 12:45 PM

Constituent	Well	Upper Lim.	Lower Lim.	Compliance	Sig.	N	Mean	Std. Dev.	%NDs	ND Adj.	Transform	Alpha	Method
Mercury (mg/L)	BGWC-20	0.0002	0.000066	0.002	No	20	0.0001933	0.00002996	95	None	No	0.01	NP (NDs)
Mercury (mg/L)	BGWC-22	0.0002	0.000092	0.002	No	20	0.0001867	0.00004173	90	None	No	0.01	NP (NDs)
Mercury (mg/L)	BGWC-23	0.0002	0.00005	0.002	No	20	0.0001847	0.0000471	90	None	No	0.01	NP (NDs)
Mercury (mg/L)	BGWC-24	0.0009178	0.0001149	0.002	No	21	0.001025	0.001482	19.05	Kaplan-Meier	x^(1/3)	0.01	Param.
Mercury (mg/L)	BGWC-25	0.0002	0.000047	0.002	No	20	0.0001923	0.00003421	95	None	No	0.01	NP (NDs)
Mercury (mg/L)	BGWC-30	0.0002	0.00008	0.002	No	20	0.0001505	0.0000639	60	None	No	0.01	NP (NDs)
Mercury (mg/L)	BGWC-31	0.0002	0.0002	0.002	No	10	0.000195	0.00001581	90	None	No	0.011	NP (NDs)
Mercury (mg/L)	BGWC-34D	0.0002	0.0002	0.002	No	10	0.000194	0.00001897	90	None	No	0.011	NP (NDs)
Mercury (mg/L)	BGWC-35D	0.0002	0.0002	0.002	No	10	0.000196	0.00001265	90	None	No	0.011	NP (NDs)
Mercury (mg/L)	BGWC-36D	0.0002	0.0002	0.002	No	10	0.000198	0.000006325	90	None	No	0.011	NP (NDs)
Mercury (mg/L)	BGWC-38D	0.00028	0.0001	0.002	No	8	0.0001875	0.00005548	62.5	None	No	0.004	NP (NDs)
Mercury (mg/L)	BGWC-44D	0.0002	0.00017	0.002	No	6	0.000195	0.00001225	83.33	None	No	0.0155	NP (NDs)
Mercury (mg/L)	BGWC-51	0.0046	0.0002	0.002	No	6	0.001958	0.001738	16.67	None	No	0.0155	NP (selected)
Mercury (mg/L)	BGWC-52	0.0002	0.00019	0.002	No	6	0.0001983	0.000004082	83.33	None	No	0.0155	NP (NDs)
Mercury (mg/L)	BGWC-7	0.0002	0.000053	0.002	No	20	0.0001926	0.00003287	95	None	No	0.01	NP (NDs)
Mercury (mg/L)	BGWC-8	0.0002	0.00016	0.002	No	20	0.0001928	0.00002426	90	None	No	0.01	NP (NDs)
Mercury (mg/L)	BGWC-9	0.0002	0.00016	0.002	No	19	0.0001916	0.00002853	89.47	None	No	0.01	NP (NDs)
Molybdenum (mg/L)	BGWA-6	0.01	0.001	0.1	No	19	0.009014	0.002957	89.47	None	No	0.01	NP (NDs)
Molybdenum (mg/L)	BGWC-10	0.0036	0.0032	0.1	No	22	0.003573	0.0008172	0	None	No	0.01	NP (normality)
Molybdenum (mg/L)	BGWC-14A	0.01	0.0011	0.1	No	13	0.003642	0.00373	23.08	None	No	0.01	NP (normality)
Molybdenum (mg/L)	BGWC-19	0.01	0.00023	0.1	No	22	0.009556	0.002083	95.45	None	No	0.01	NP (NDs)
Molybdenum (mg/L)	BGWC-20	0.018	0.0127	0.1	No	22	0.01668	0.005584	0	None	No	0.01	NP (normality)
Molybdenum (mg/L)	BGWC-21	0.002691	0.001651	0.1	No	21	0.004257	0.003424	23.81	Kaplan-Meier	ln(x)	0.01	Param.
Molybdenum (mg/L)	BGWC-22	0.0662	0.04	0.1	No	25	0.05243	0.01338	0	None	No	0.01	NP (normality)
Molybdenum (mg/L)	BGWC-23	0.01272	0.01107	0.1	No	24	0.01179	0.001785	0	None	x^2	0.01	Param.
Molybdenum (mg/L)	BGWC-24	0.01	0.0024	0.1	No	25	0.006106	0.003993	48	None	No	0.01	NP (normality)
Molybdenum (mg/L)	BGWC-25	0.01	0.0029	0.1	No	22	0.00743	0.003605	63.64	None	No	0.01	NP (NDs)
Molybdenum (mg/L)	BGWC-30	0.01246	0.005382	0.1	No	24	0.0099	0.00711	0	None	sqrt(x)	0.01	Param.
Molybdenum (mg/L)	BGWC-31	0.01	0.01	0.1	No	11	0.009121	0.002916	90.91	None	No	0.006	NP (NDs)
Molybdenum (mg/L)	BGWC-32	0.00394	0.003144	0.1	No	12	0.003542	0.0005071	0	None	No	0.01	Param.
Molybdenum (mg/L)	BGWC-34D	0.0021	0.0009	0.1	No	11	0.001455	0.001226	9.091	None	No	0.006	NP (normality)
Molybdenum (mg/L)	BGWC-35D	0.03651	0.02749	0.1	No	12	0.032	0.005752	0	None	No	0.01	Param.
Molybdenum (mg/L)	BGWC-36D	0.01368	0.007682	0.1	No	12	0.01068	0.003825	0	None	No	0.01	Param.
Molybdenum (mg/L)	BGWC-37D	0.02191	0.008686	0.1	No	9	0.01556	0.00972	0	None	ln(x)	0.01	Param.
Molybdenum (mg/L)	BGWC-38D	0.1215	0.08794	0.1	No	10	0.1047	0.01878	0	None	No	0.01	Param.
Molybdenum (mg/L)	BGWC-39	0.008619	0.003706	0.1	No	8	0.006163	0.002318	0	None	No	0.01	Param.
Molybdenum (mg/L)	BGWC-40	0.01	0.00069	0.1	No	8	0.006661	0.004612	62.5	None	No	0.004	NP (NDs)
Molybdenum (mg/L)	BGWC-41D	0.01419	0.006295	0.1	No	7	0.01024	0.003324	14.29	None	No	0.01	Param.
Molybdenum (mg/L)	BGWC-42D	0.01934	0.005113	0.1	No	8	0.01223	0.00671	0	None	No	0.01	Param.
Molybdenum (mg/L)	**BGWC-43D**	**0.2157**	**0.1354**	**0.1**	**Yes**	**9**	**0.1756**	**0.04157**	**0**	**None**	**No**	**0.01**	**Param.**
Molybdenum (mg/L)	BGWC-44D	0.009337	0.001006	0.1	No	7	0.005171	0.003507	14.29	None	No	0.01	Param.
Molybdenum (mg/L)	BGWC-49D	0.007899	0.004001	0.1	No	4	0.00595	0.0008583	0	None	No	0.01	Param.
Molybdenum (mg/L)	BGWC-50D	0.005192	0.001058	0.1	No	4	0.003125	0.0009106	0	None	No	0.01	Param.
Molybdenum (mg/L)	BGWC-51	0.01	0.0027	0.1	No	6	0.008783	0.00298	83.33	None	No	0.0155	NP (NDs)
Molybdenum (mg/L)	BGWC-52	0.0053	0.0035	0.1	No	6	0.004067	0.0006346	0	None	No	0.0155	NP (normality)
Molybdenum (mg/L)	BGWC-7	0.0117	0.0098	0.1	No	22	0.01039	0.002555	0	None	No	0.01	NP (normality)
Molybdenum (mg/L)	BGWC-8	0.002599	0.00121	0.1	No	22	0.004297	0.003786	27.27	Kaplan-Meier	x^(1/3)	0.01	Param.
Molybdenum (mg/L)	BGWC-9	0.003323	0.002715	0.1	No	21	0.003019	0.000551	0	None	No	0.01	Param.
Selenium (mg/L)	BGWA-6	0.005	0.0032	0.05	No	18	0.004639	0.001161	88.89	None	No	0.01	NP (NDs)
Selenium (mg/L)	BGWC-12	0.005	0.0004	0.05	No	20	0.00477	0.001029	95	None	No	0.01	NP (NDs)
Selenium (mg/L)	BGWC-14A	0.005	0.0014	0.05	No	13	0.004723	0.0009985	92.31	None	No	0.01	NP (NDs)
Selenium (mg/L)	BGWC-16	0.005	0.0018	0.05	No	20	0.003725	0.001665	60	None	No	0.01	NP (NDs)
Selenium (mg/L)	BGWC-17	0.005	0.0022	0.05	No	20	0.004233	0.001603	80	None	No	0.01	NP (NDs)
Selenium (mg/L)	BGWC-18	0.005	0.001	0.05	No	20	0.0048	0.0008944	95	None	No	0.01	NP (NDs)
Selenium (mg/L)	BGWC-19	0.005	0.0013	0.05	No	20	0.004365	0.001557	85	None	No	0.01	NP (NDs)

Confidence Intervals - All Results

Plant Bowen Client: Southern Company Data: Bowen AP-1 Printed 4/18/2023, 12:45 PM

Constituent	Well	Upper Lim.	Lower Lim.	Compliance	Sig.	N	Mean	Std. Dev.	%NDs	ND Adj.	Transform	Alpha	Method
Selenium (mg/L)	BGWC-20	0.005	0.0037	0.05	No	20	0.004935	0.0002907	95	None	No	0.01	NP (NDs)
Selenium (mg/L)	BGWC-21	0.005	0.001	0.05	No	19	0.004533	0.001408	89.47	None	No	0.01	NP (NDs)
Selenium (mg/L)	BGWC-22	0.012	0.0026	0.05	No	20	0.00507	0.001848	85	None	No	0.01	NP (NDs)
Selenium (mg/L)	BGWC-23	0.0176	0.002	0.05	No	20	0.00548	0.00293	90	None	No	0.01	NP (NDs)
Selenium (mg/L)	BGWC-24	0.009913	0.003819	0.05	No	21	0.008971	0.008885	14.29	None	ln(x)	0.01	Param.
Selenium (mg/L)	BGWC-30	0.009712	0.005758	0.05	No	20	0.007735	0.003482	10	None	No	0.01	Param.
Selenium (mg/L)	BGWC-31	0.005	0.005	0.05	No	10	0.004508	0.001556	90	None	No	0.011	NP (NDs)
Selenium (mg/L)	BGWC-32	0.005	0.005	0.05	No	10	0.004515	0.001534	90	None	No	0.011	NP (NDs)
Selenium (mg/L)	BGWC-34D	0.005	0.005	0.05	No	10	0.00451	0.00155	90	None	No	0.011	NP (NDs)
Selenium (mg/L)	BGWC-36D	0.01212	0.005576	0.05	No	10	0.00885	0.00367	0	None	No	0.01	Param.
Selenium (mg/L)	BGWC-38D	0.005	0.003	0.05	No	8	0.00475	0.0007071	75	None	No	0.004	NP (NDs)
Selenium (mg/L)	BGWC-39	0.005	0.002	0.05	No	8	0.00425	0.001389	75	None	No	0.004	NP (NDs)
Selenium (mg/L)	BGWC-40	0.01004	0.003687	0.05	No	8	0.006863	0.002996	0	None	No	0.01	Param.
Selenium (mg/L)	BGWC-41D	0.005	0.0016	0.05	No	6	0.003867	0.001756	66.67	None	No	0.0155	NP (NDs)
Selenium (mg/L)	BGWC-42D	0.005	0.0022	0.05	No	6	0.00415	0.001326	66.67	None	No	0.0155	NP (NDs)
Selenium (mg/L)	BGWC-43D	0.005	0.0028	0.05	No	6	0.004633	0.0008981	83.33	None	No	0.0155	NP (NDs)
Selenium (mg/L)	BGWC-51	0.01488	0.0004256	0.05	No	6	0.009633	0.004643	0	None	x^2	0.01	Param.
Selenium (mg/L)	BGWC-52	0.005	0.0016	0.05	No	6	0.0039	0.001705	66.67	None	No	0.0155	NP (NDs)
Selenium (mg/L)	BGWC-8	0.005	0.00015	0.05	No	20	0.00451	0.001509	90	None	No	0.01	NP (NDs)
Selenium (mg/L)	BGWC-9	0.005	0.0014	0.05	No	19	0.003379	0.00198	57.89	None	No	0.01	NP (NDs)
Thallium (mg/L)	BGWA-6	0.001	0.000061	0.002	No	19	0.0005635	0.0004734	52.63	None	No	0.01	NP (NDs)
Thallium (mg/L)	BGWC-12	0.001	0.00009	0.002	No	22	0.0007901	0.0003962	77.27	None	No	0.01	NP (NDs)
Thallium (mg/L)	BGWC-14A	0.000488	0.0002305	0.002	No	13	0.0003592	0.0001732	0	None	No	0.01	Param.
Thallium (mg/L)	BGWC-16	0.00024	0.0002	0.002	No	22	0.0002241	0.00003347	0	None	No	0.01	NP (normality)
Thallium (mg/L)	BGWC-17	0.001	0.000085	0.002	No	22	0.0005936	0.0004575	54.55	None	No	0.01	NP (NDs)
Thallium (mg/L)	BGWC-18	0.001	0.000071	0.002	No	22	0.0008727	0.000328	86.36	None	No	0.01	NP (NDs)
Thallium (mg/L)	BGWC-19	0.001	0.000085	0.002	No	22	0.0007125	0.0004316	68.18	None	No	0.01	NP (NDs)
Thallium (mg/L)	BGWC-20	0.001	0.00025	0.002	No	22	0.0009295	0.0002282	90.91	None	No	0.01	NP (NDs)
Thallium (mg/L)	BGWC-22	0.0008177	0.0006186	0.002	No	22	0.0007182	0.0001855	0	None	No	0.01	Param.
Thallium (mg/L)	BGWC-23	0.001	0.00039	0.002	No	22	0.000775	0.0003552	68.18	None	No	0.01	NP (NDs)
Thallium (mg/L)	BGWC-24	0.0005643	0.0004218	0.002	No	23	0.000493	0.0001363	13.04	None	No	0.01	Param.
Thallium (mg/L)	BGWC-30	0.0004833	0.0002275	0.002	No	22	0.0006044	0.0003214	22.73	Kaplan-Meier	No	0.01	Param.
Thallium (mg/L)	BGWC-32	0.001	0.00013	0.002	No	11	0.0004031	0.0003955	27.27	None	No	0.006	NP (normality)
Thallium (mg/L)	BGWC-34D	0.001	0.001	0.002	No	11	0.0009172	0.0002747	90.91	None	No	0.006	NP (NDs)
Thallium (mg/L)	BGWC-35D	0.001	0.00016	0.002	No	11	0.0007007	0.0004177	63.64	None	No	0.006	NP (NDs)
Thallium (mg/L)	BGWC-36D	0.0002674	0.0001526	0.002	No	11	0.00021	0.00006885	0	None	No	0.01	Param.
Thallium (mg/L)	BGWC-38D	0.001086	0.00001754	0.002	No	8	0.0009195	0.0008227	50	Kaplan-Meier	sqrt(x)	0.01	Param.
Thallium (mg/L)	BGWC-39	0.001	0.00013	0.002	No	8	0.0004	0.0003731	25	None	No	0.004	NP (normality)
Thallium (mg/L)	BGWC-40	0.001	0.00014	0.002	No	8	0.0008925	0.0003041	87.5	None	No	0.004	NP (NDs)
Thallium (mg/L)	BGWC-43D	0.003439	0.001394	0.002	No	6	0.002417	0.0007441	0	None	No	0.01	Param.
Thallium (mg/L)	BGWC-51	0.001	0.0002	0.002	No	6	0.0007667	0.000367	66.67	None	No	0.0155	NP (NDs)
Thallium (mg/L)	BGWC-52	0.0004527	0.0002038	0.002	No	6	0.0005483	0.0003594	33.33	Kaplan-Meier	sqrt(x)	0.01	Param.
Thallium (mg/L)	BGWC-7	0.001	0.00023	0.002	No	22	0.000697	0.0004139	63.64	Kaplan-Meier	No	0.01	NP (NDs)
Thallium (mg/L)	BGWC-9	0.001	0.00022	0.002	No	21	0.0008793	0.0003041	85.71	Kaplan-Meier	No	0.01	NP (NDs)

Non-Parametric Confidence Interval

Compliance Limit is not exceeded. Per-well alpha = 0.01.

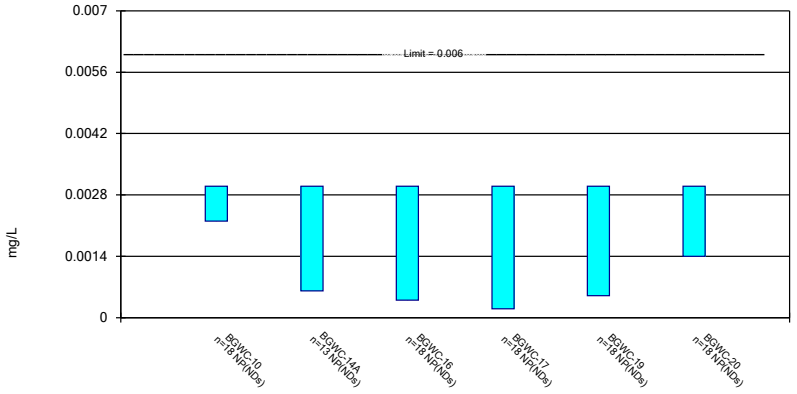

Constituent: Antimony Analysis Run 4/18/2023 12:35 PM View: Appendix IV
Plant Bowen Client: Southern Company Data: Bowen AP-1

Sanitas™ v.9.6.37 Groundwater Stats Consulting. UG

Non-Parametric Confidence Interval

Compliance Limit is not exceeded. Per-well alpha = 0.01 except as noted.

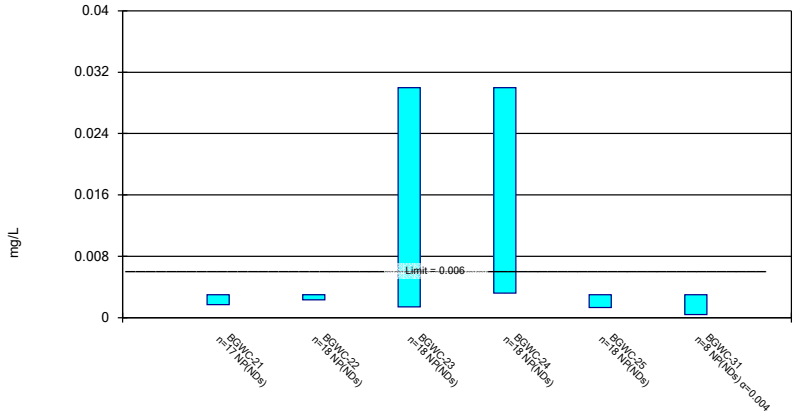

Constituent: Antimony Analysis Run 4/18/2023 12:35 PM View: Appendix IV
Plant Bowen Client: Southern Company Data: Bowen AP-1

Sanitas™ v.9.6.37 Groundwater Stats Consulting. UG

Parametric and Non-Parametric (NP) Confidence Interval

Compliance Limit is not exceeded. Per-well alpha = 0.01 except as noted. Normality Test: Shapiro Wilk, alpha based on n.

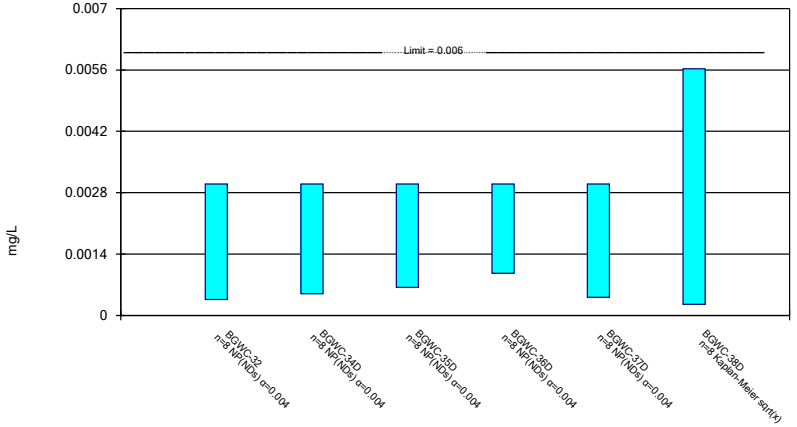

Constituent: Antimony Analysis Run 4/18/2023 12:35 PM View: Appendix IV
Plant Bowen Client: Southern Company Data: Bowen AP-1

Sanitas™ v.9.6.37 Groundwater Stats Consulting. UG

Parametric and Non-Parametric (NP) Confidence Interval

Compliance Limit is not exceeded. Per-well alpha = 0.01 except as noted. Normality Test: Shapiro Wilk, alpha based on n.

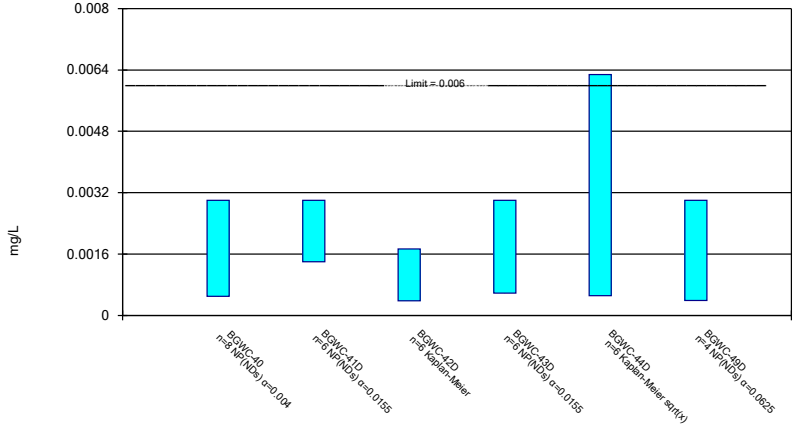

Constituent: Antimony Analysis Run 4/18/2023 12:35 PM View: Appendix IV
Plant Bowen Client: Southern Company Data: Bowen AP-1

Non-Parametric Confidence Interval

Compliance Limit is not exceeded. Per-well alpha = 0.01 except as noted.

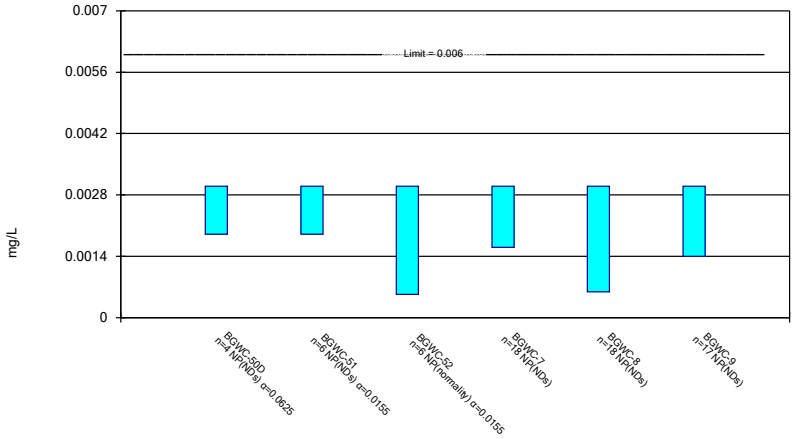

Constituent: Antimony Analysis Run 4/18/2023 12:35 PM View: Appendix IV
Plant Bowen Client: Southern Company Data: Bowen AP-1

Sanitas™ v.9.6.37 Groundwater Stats Consulting. UG

Parametric and Non-Parametric (NP) Confidence Interval

Compliance Limit is not exceeded. Per-well alpha = 0.01. Normality Test: Shapiro Wilk, alpha based on n.

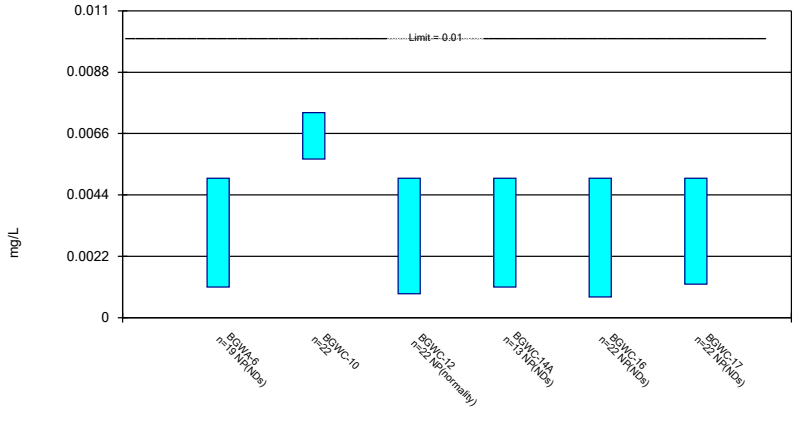

Constituent: Arsenic Analysis Run 4/18/2023 12:35 PM View: Appendix IV
Plant Bowen Client: Southern Company Data: Bowen AP-1

Sanitas™ v.9.6.37 Groundwater Stats Consulting. UG

Parametric and Non-Parametric (NP) Confidence Interval

Compliance Limit is not exceeded. Per-well alpha = 0.01. Normality Test: Shapiro Wilk, alpha based on n.

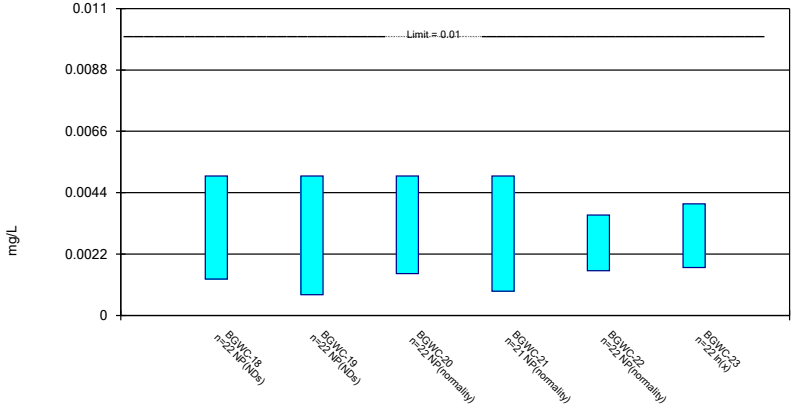

Constituent: Arsenic Analysis Run 4/18/2023 12:35 PM View: Appendix IV
Plant Bowen Client: Southern Company Data: Bowen AP-1

Sanitas™ v.9.6.37 Groundwater Stats Consulting. UG

Parametric and Non-Parametric (NP) Confidence Interval

Compliance limit is exceeded.* Per-well alpha = 0.01. Normality Test: Shapiro Wilk, alpha based on n.

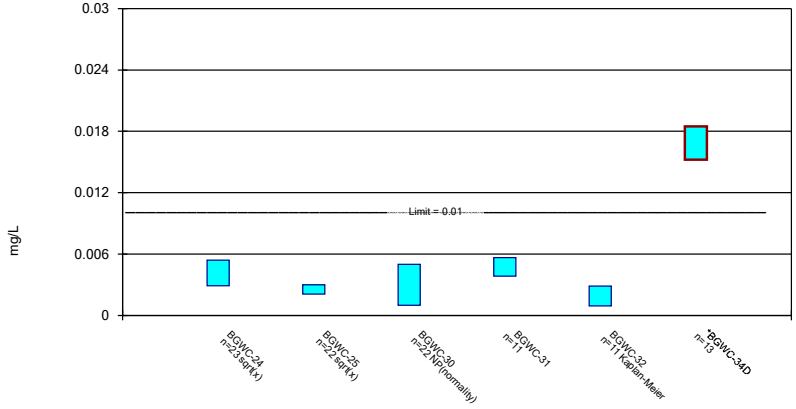

Constituent: Arsenic Analysis Run 4/18/2023 12:35 PM View: Appendix IV
Plant Bowen Client: Southern Company Data: Bowen AP-1

Parametric and Non-Parametric (NP) Confidence Interval

Compliance Limit is not exceeded. Per-well alpha = 0.01 except as noted. Normality Test: Shapiro Wilk, alpha based on n.

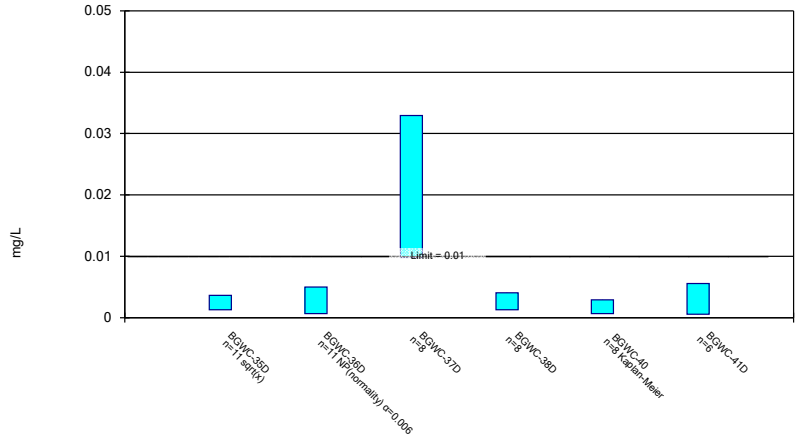

Constituent: Arsenic Analysis Run 4/18/2023 12:35 PM View: Appendix IV
Plant Bowen Client: Southern Company Data: Bowen AP-1

Parametric Confidence Interval

Compliance Limit is not exceeded. Per-well alpha = 0.01. Normality Test: Shapiro Wilk, alpha based on n.

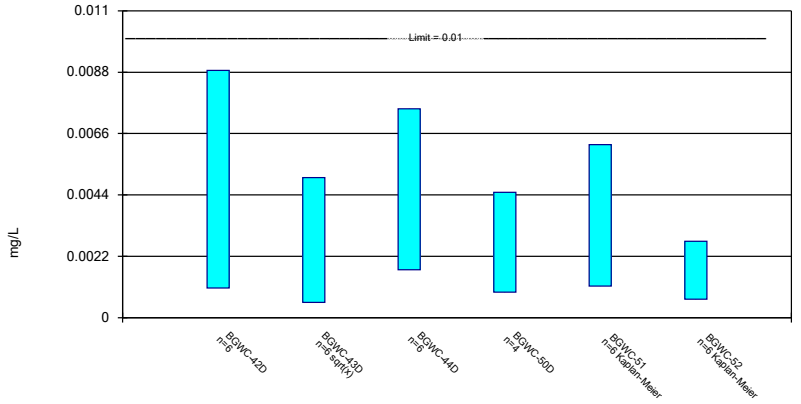

Constituent: Arsenic Analysis Run 4/18/2023 12:35 PM View: Appendix IV
Plant Bowen Client: Southern Company Data: Bowen AP-1

Parametric and Non-Parametric (NP) Confidence Interval

Compliance Limit is not exceeded. Per-well alpha = 0.01. Normality Test: Shapiro Wilk, alpha based on n.

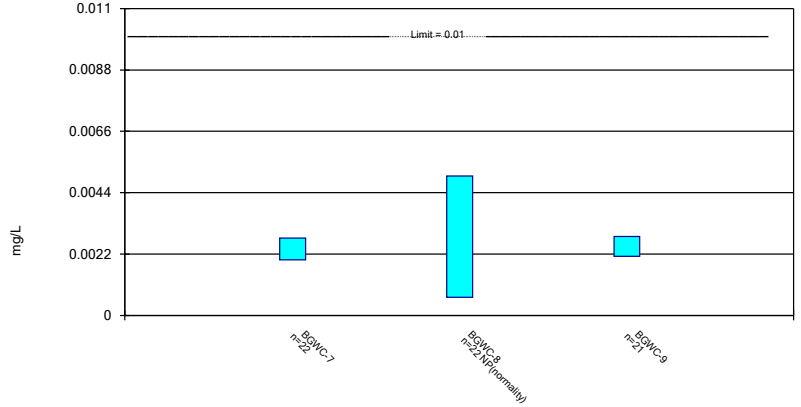

Constituent: Arsenic Analysis Run 4/18/2023 12:35 PM View: Appendix IV
Plant Bowen Client: Southern Company Data: Bowen AP-1

Parametric and Non-Parametric (NP) Confidence Interval

Compliance Limit is not exceeded. Per-well alpha = 0.01. Normality Test: Shapiro Wilk, alpha based on n.

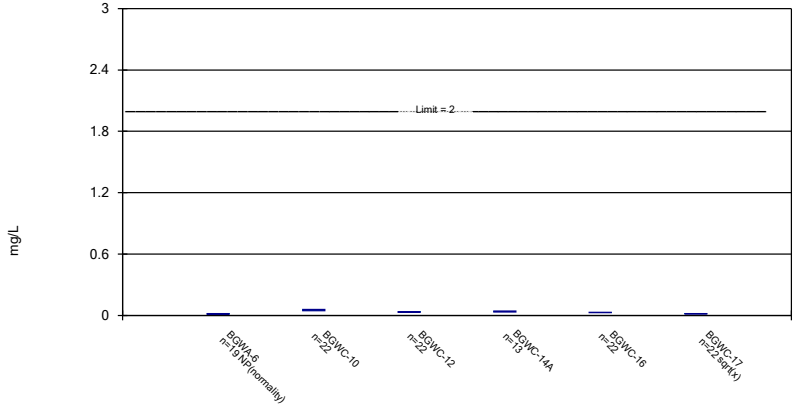

Constituent: Barium Analysis Run 4/18/2023 12:35 PM View: Appendix IV
Plant Bowen Client: Southern Company Data: Bowen AP-1

Parametric and Non-Parametric (NP) Confidence Interval

Compliance Limit is not exceeded. Per-well alpha = 0.01. Normality Test: Shapiro Wilk, alpha based on n.

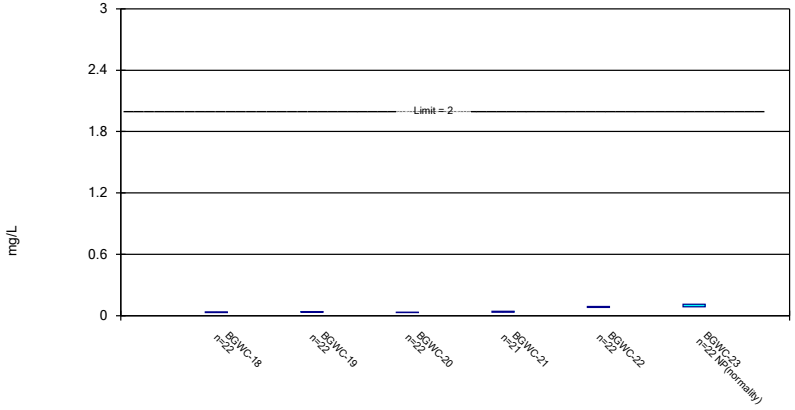

Constituent: Barium Analysis Run 4/18/2023 12:35 PM View: Appendix IV
Plant Bowen Client: Southern Company Data: Bowen AP-1

Sanitas™ v.9.6.37 Groundwater Stats Consulting. UG

Parametric and Non-Parametric (NP) Confidence Interval

Compliance Limit is not exceeded. Per-well alpha = 0.01. Normality Test: Shapiro Wilk, alpha based on n.

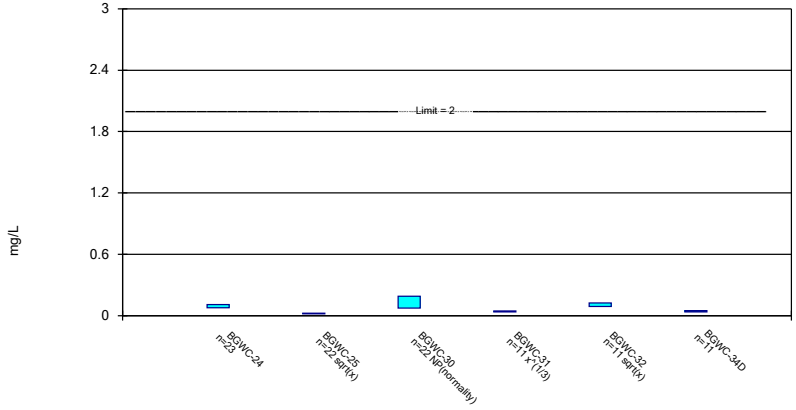

Constituent: Barium Analysis Run 4/18/2023 12:35 PM View: Appendix IV
Plant Bowen Client: Southern Company Data: Bowen AP-1

Sanitas™ v.9.6.37 Groundwater Stats Consulting. UG

Parametric and Non-Parametric (NP) Confidence Interval

Compliance Limit is not exceeded. Per-well alpha = 0.01 except as noted. Normality Test: Shapiro Wilk, alpha based on n.

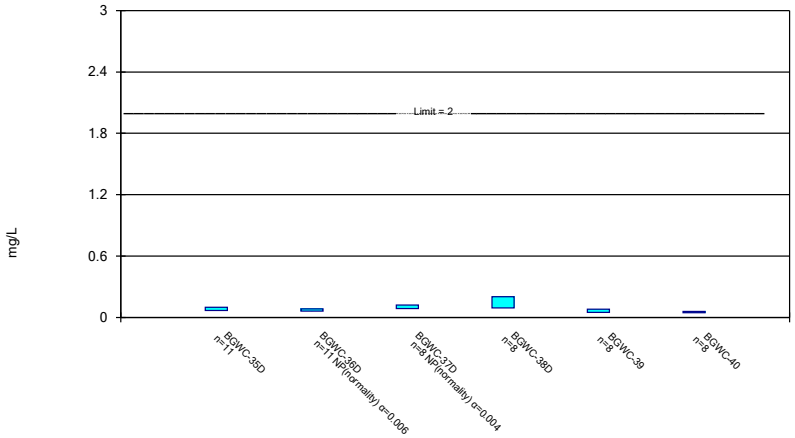

Constituent: Barium Analysis Run 4/18/2023 12:35 PM View: Appendix IV
Plant Bowen Client: Southern Company Data: Bowen AP-1

Sanitas™ v.9.6.37 Groundwater Stats Consulting. UG

Parametric Confidence Interval

Compliance Limit is not exceeded. Per-well alpha = 0.01. Normality Test: Shapiro Wilk, alpha based on n.

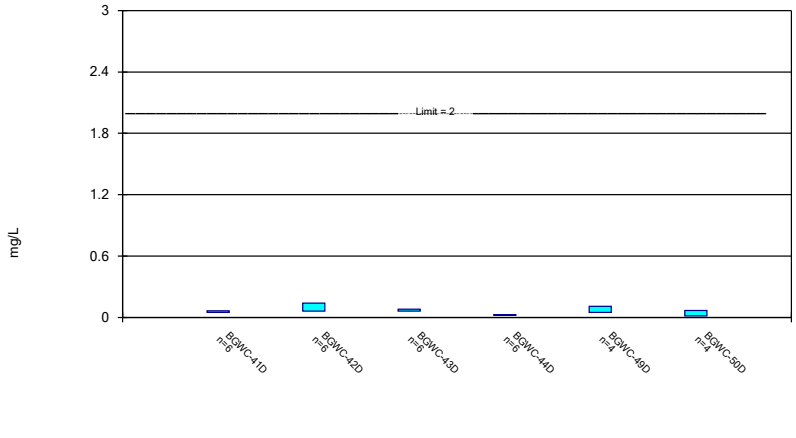

Constituent: Barium Analysis Run 4/18/2023 12:35 PM View: Appendix IV
Plant Bowen Client: Southern Company Data: Bowen AP-1

Parametric Confidence Interval

Compliance Limit is not exceeded. Per-well alpha = 0.01. Normality Test: Shapiro Wilk, alpha based on n.

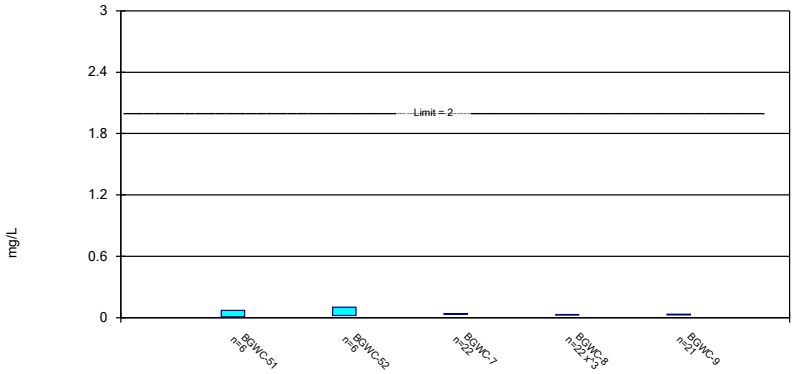

Constituent: Barium Analysis Run 4/18/2023 12:35 PM View: Appendix IV
Plant Bowen Client: Southern Company Data: Bowen AP-1

Non-Parametric Confidence Interval

Compliance Limit is not exceeded. Per-well alpha = 0.01.

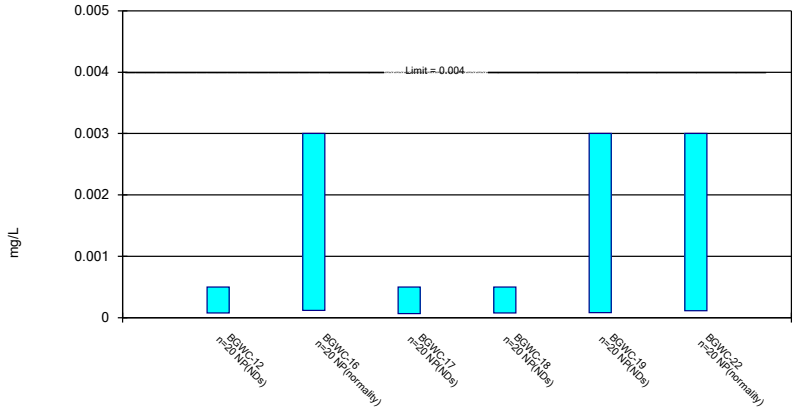

Constituent: Beryllium Analysis Run 4/18/2023 12:35 PM View: Appendix IV
Plant Bowen Client: Southern Company Data: Bowen AP-1

Parametric and Non-Parametric (NP) Confidence Interval

Compliance Limit is not exceeded. Per-well alpha = 0.01 except as noted. Normality Test: Shapiro Wilk, alpha based on n.

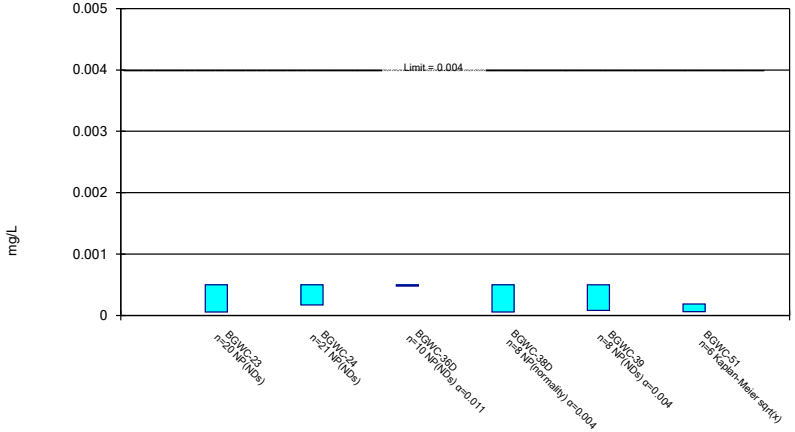

Constituent: Beryllium Analysis Run 4/18/2023 12:35 PM View: Appendix IV
Plant Bowen Client: Southern Company Data: Bowen AP-1

Non-Parametric Confidence Interval

Compliance Limit is not exceeded.

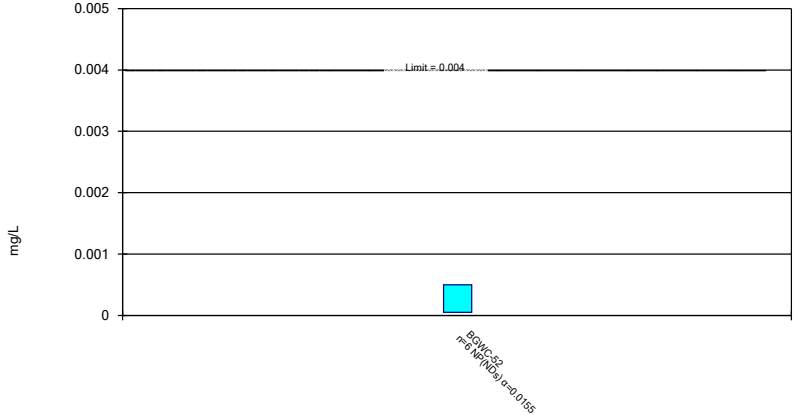

Constituent: Beryllium Analysis Run 4/18/2023 12:35 PM View: Appendix IV
Plant Bowen Client: Southern Company Data: Bowen AP-1

Parametric and Non-Parametric (NP) Confidence Interval

Compliance Limit is not exceeded. Per-well alpha = 0.01. Normality Test: Shapiro Wilk, alpha based on n.

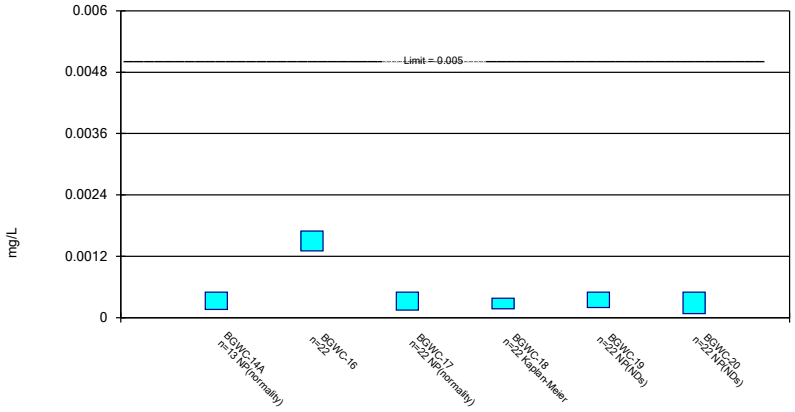

Constituent: Cadmium Analysis Run 4/18/2023 12:36 PM View: Appendix IV
Plant Bowen Client: Southern Company Data: Bowen AP-1

Sanitas™ v.9.6.37 Groundwater Stats Consulting. UG

Parametric and Non-Parametric (NP) Confidence Interval

Compliance Limit is not exceeded. Per-well alpha = 0.01 except as noted. Normality Test: Shapiro Wilk, alpha based on n.

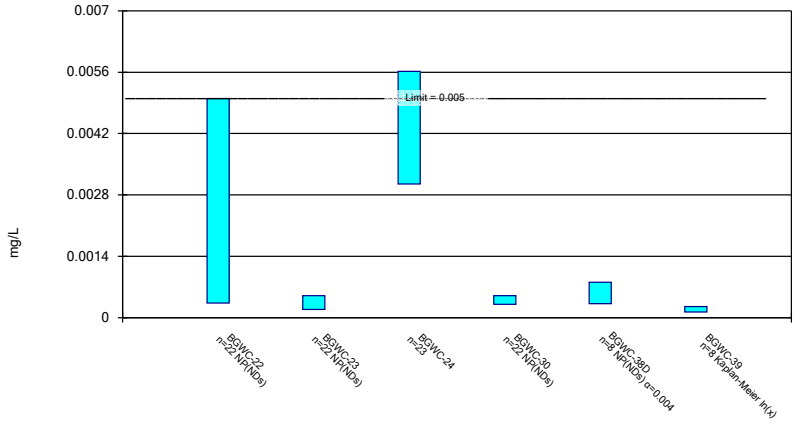

Constituent: Cadmium Analysis Run 4/18/2023 12:36 PM View: Appendix IV
Plant Bowen Client: Southern Company Data: Bowen AP-1

Sanitas™ v.9.6.37 Groundwater Stats Consulting. UG

Parametric and Non-Parametric (NP) Confidence Interval

Compliance Limit is not exceeded. Per-well alpha = 0.01 except as noted. Normality Test: Shapiro Wilk, alpha based on n.

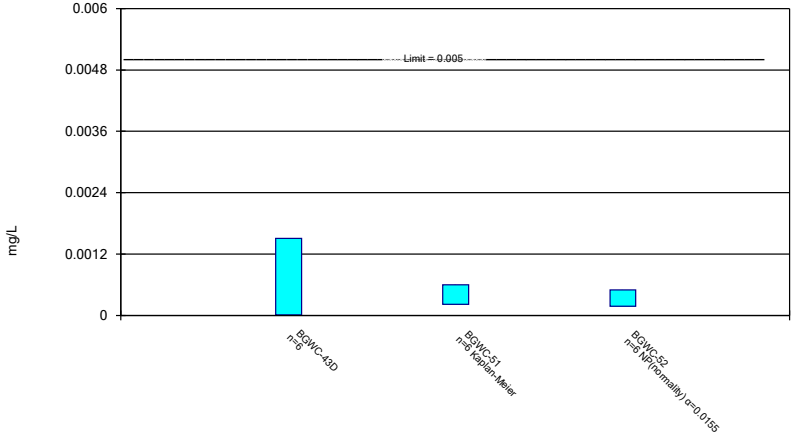

Constituent: Cadmium Analysis Run 4/18/2023 12:36 PM View: Appendix IV
Plant Bowen Client: Southern Company Data: Bowen AP-1

Sanitas™ v.9.6.37 Groundwater Stats Consulting. UG

Non-Parametric Confidence Interval

Compliance Limit is not exceeded. Per-well alpha = 0.01.

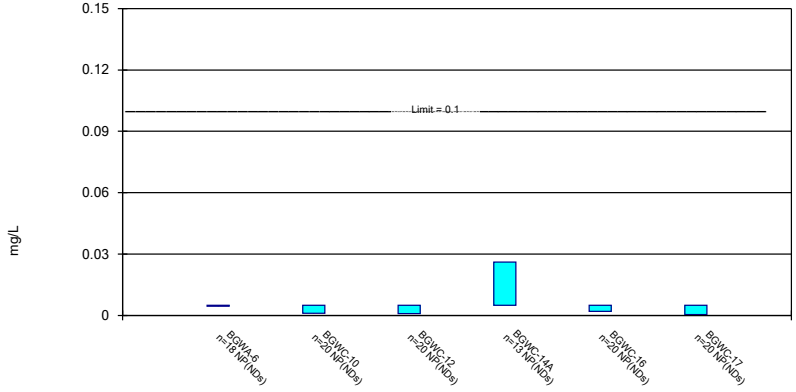

Constituent: Chromium Analysis Run 4/18/2023 12:36 PM View: Appendix IV
Plant Bowen Client: Southern Company Data: Bowen AP-1

Non-Parametric Confidence Interval

Compliance Limit is not exceeded. Per-well alpha = 0.01.

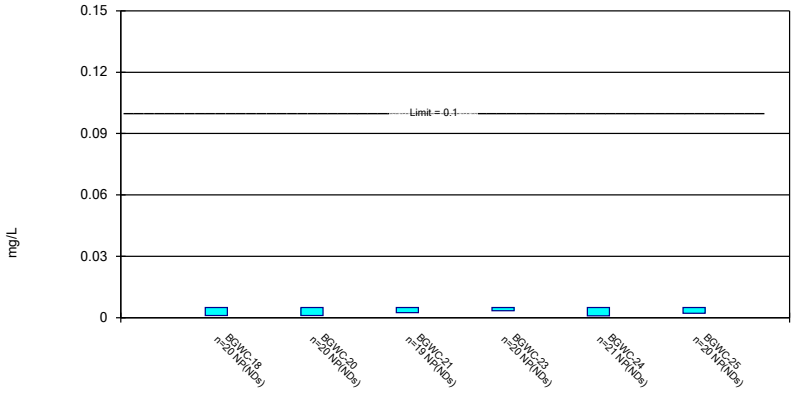

Constituent: Chromium Analysis Run 4/18/2023 12:36 PM View: Appendix IV
Plant Bowen Client: Southern Company Data: Bowen AP-1

Sanitas™ v.9.6.37 Groundwater Stats Consulting. UG

Non-Parametric Confidence Interval

Compliance Limit is not exceeded. Per-well alpha = 0.01 except as noted.

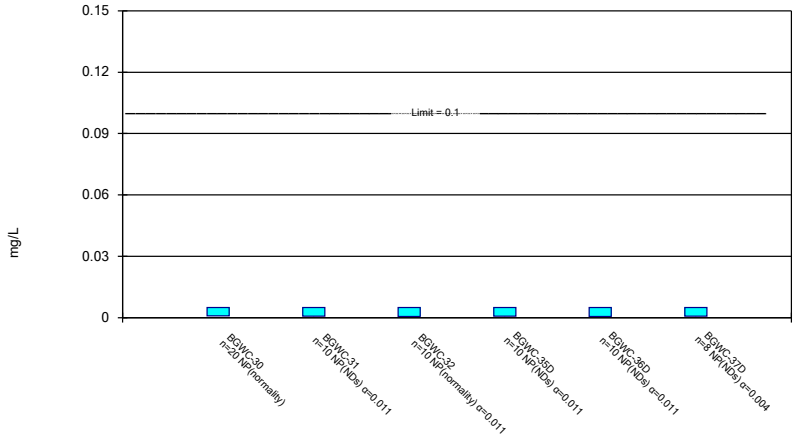

Constituent: Chromium Analysis Run 4/18/2023 12:36 PM View: Appendix IV
Plant Bowen Client: Southern Company Data: Bowen AP-1

Sanitas™ v.9.6.37 Groundwater Stats Consulting. UG

Non-Parametric Confidence Interval

Compliance Limit is not exceeded.

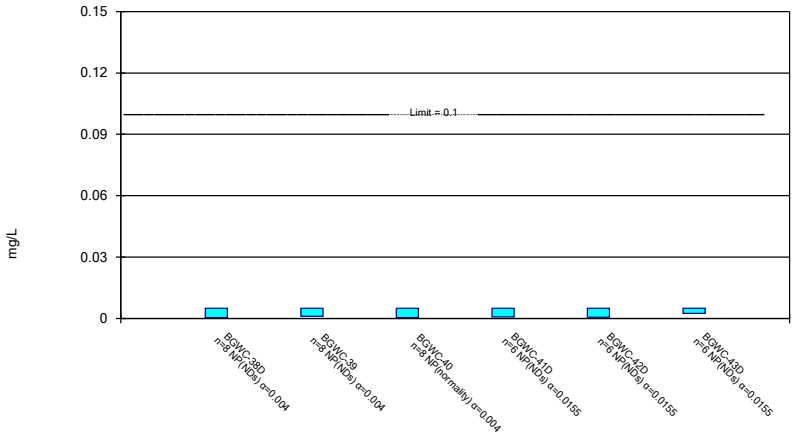

Constituent: Chromium Analysis Run 4/18/2023 12:36 PM View: Appendix IV
Plant Bowen Client: Southern Company Data: Bowen AP-1

Sanitas™ v.9.6.37 Groundwater Stats Consulting. UG

Non-Parametric Confidence Interval

Compliance Limit is not exceeded. Per-well alpha = 0.01 except as noted.

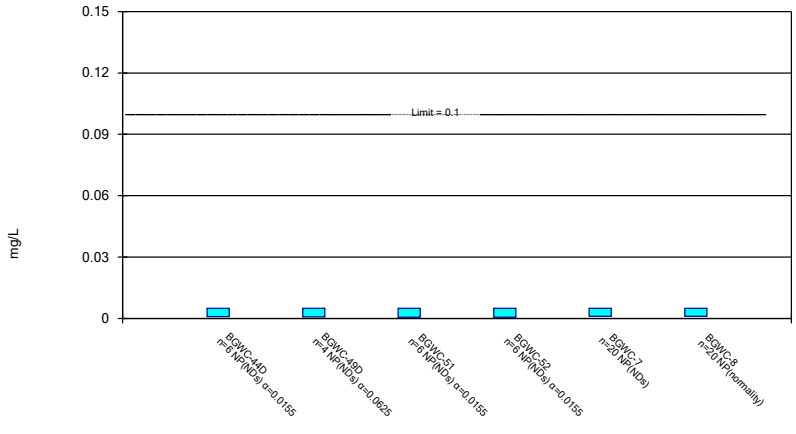

Constituent: Chromium Analysis Run 4/18/2023 12:36 PM View: Appendix IV
Plant Bowen Client: Southern Company Data: Bowen AP-1

Non-Parametric Confidence Interval

Compliance Limit is not exceeded. Per-well alpha = 0.01.



Constituent: Chromium Analysis Run 4/18/2023 12:36 PM View: Appendix IV
Plant Bowen Client: Southern Company Data: Bowen AP-1

Sanitas™ v.9.6.37 Groundwater Stats Consulting. UG

Parametric and Non-Parametric (NP) Confidence Interval

Compliance Limit is not exceeded. Per-well alpha = 0.01. Normality Test: Shapiro Wilk, alpha based on n.

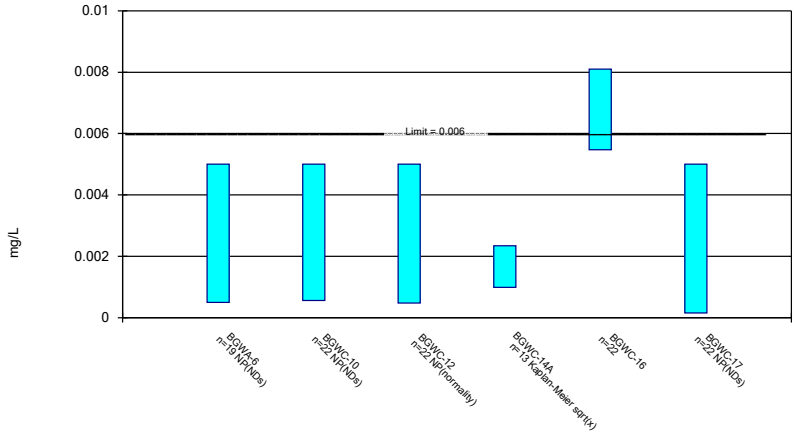

Constituent: Cobalt Analysis Run 4/18/2023 12:36 PM View: Appendix IV
Plant Bowen Client: Southern Company Data: Bowen AP-1

Sanitas™ v.9.6.37 Groundwater Stats Consulting. UG

Parametric and Non-Parametric (NP) Confidence Interval

Compliance limit is exceeded.* Per-well alpha = 0.01. Normality Test: Shapiro Wilk, alpha based on n.

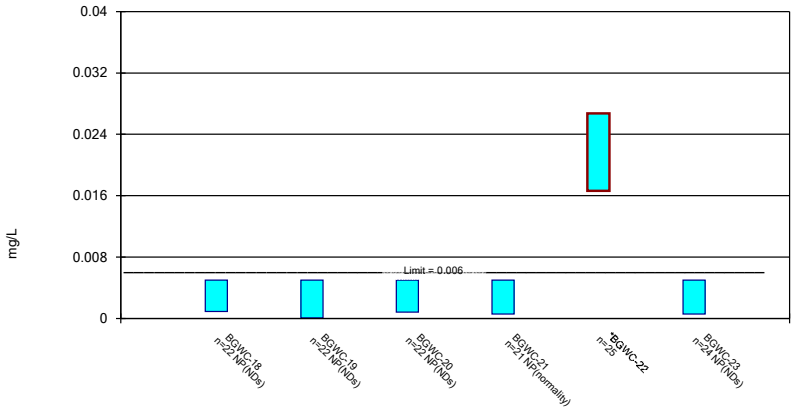

Constituent: Cobalt Analysis Run 4/18/2023 12:36 PM View: Appendix IV
Plant Bowen Client: Southern Company Data: Bowen AP-1

Sanitas™ v.9.6.37 Groundwater Stats Consulting. UG

Parametric and Non-Parametric (NP) Confidence Interval

Compliance Limit is not exceeded. Per-well alpha = 0.01 except as noted. Normality Test: Shapiro Wilk, alpha based on n.

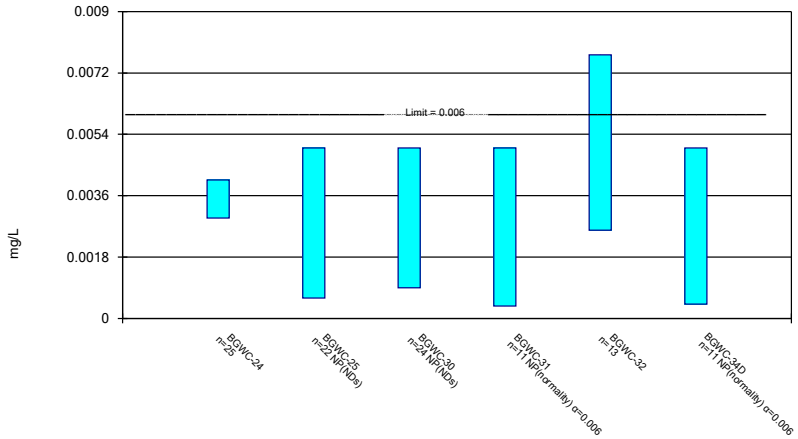

Constituent: Cobalt Analysis Run 4/18/2023 12:36 PM View: Appendix IV
Plant Bowen Client: Southern Company Data: Bowen AP-1

Parametric and Non-Parametric (NP) Confidence Interval

Compliance Limit is not exceeded. Per-well alpha = 0.01 except as noted. Normality Test: Shapiro Wilk, alpha based on n.

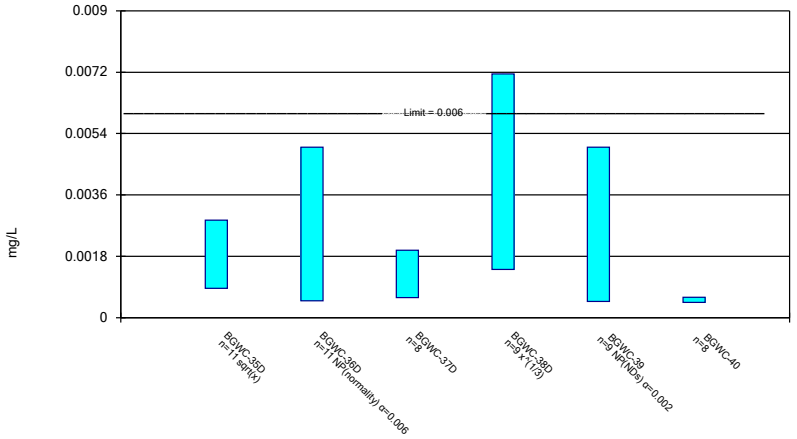

Constituent: Cobalt Analysis Run 4/18/2023 12:36 PM View: Appendix IV
Plant Bowen Client: Southern Company Data: Bowen AP-1

Sanitas™ v.9.6.37 Groundwater Stats Consulting. UG

Parametric and Non-Parametric (NP) Confidence Interval

Compliance Limit is not exceeded. Per-well alpha = 0.01 except as noted. Normality Test: Shapiro Wilk, alpha based on n.

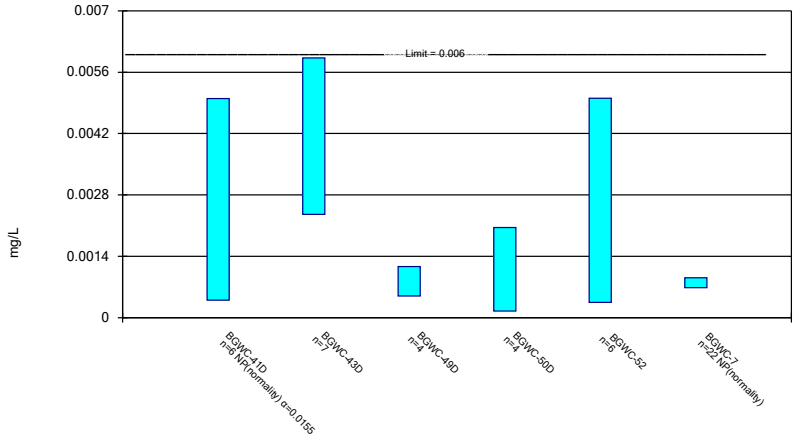

Constituent: Cobalt Analysis Run 4/18/2023 12:36 PM View: Appendix IV
Plant Bowen Client: Southern Company Data: Bowen AP-1

Sanitas™ v.9.6.37 Groundwater Stats Consulting. UG

Non-Parametric Confidence Interval

Compliance Limit is not exceeded. Per-well alpha = 0.01.

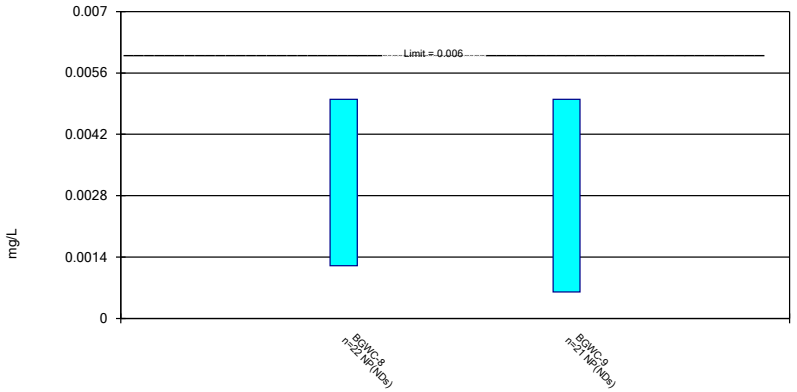

Constituent: Cobalt Analysis Run 4/18/2023 12:36 PM View: Appendix IV
Plant Bowen Client: Southern Company Data: Bowen AP-1

Sanitas™ v.9.6.37 Groundwater Stats Consulting. UG

Parametric Confidence Interval

Compliance Limit is not exceeded. Per-well alpha = 0.01. Normality Test: Shapiro Wilk, alpha based on n.

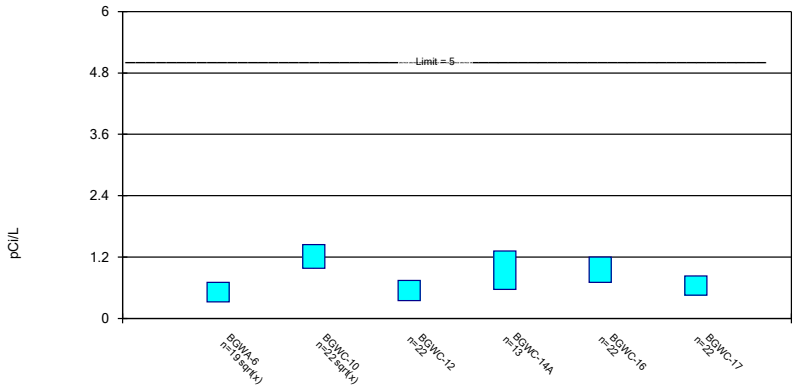

Constituent: Combined Radium 226 + 228 Analysis Run 4/18/2023 12:36 PM View: Appendix IV
Plant Bowen Client: Southern Company Data: Bowen AP-1

Parametric Confidence Interval

Compliance Limit is not exceeded. Per-well alpha = 0.01. Normality Test: Shapiro Wilk, alpha based on n.

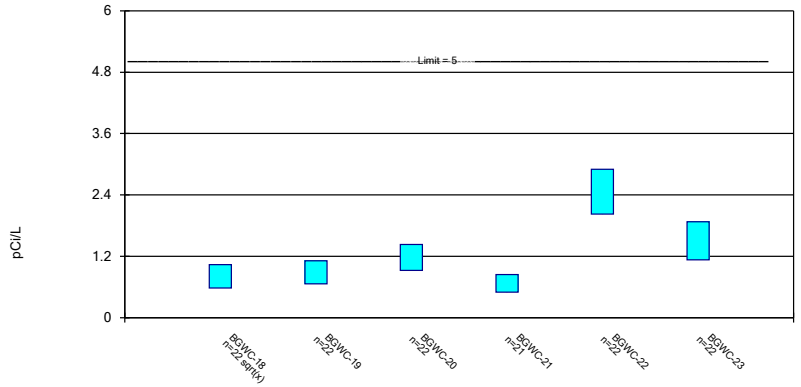

Constituent: Combined Radium 226 + 228 Analysis Run 4/18/2023 12:36 PM View: Appendix IV

Plant Bowen Client: Southern Company Data: Bowen AP-1

Sanitas™ v.9.6.37 Groundwater Stats Consulting. UG

Parametric Confidence Interval

Compliance Limit is not exceeded. Per-well alpha = 0.01. Normality Test: Shapiro Wilk, alpha based on n.

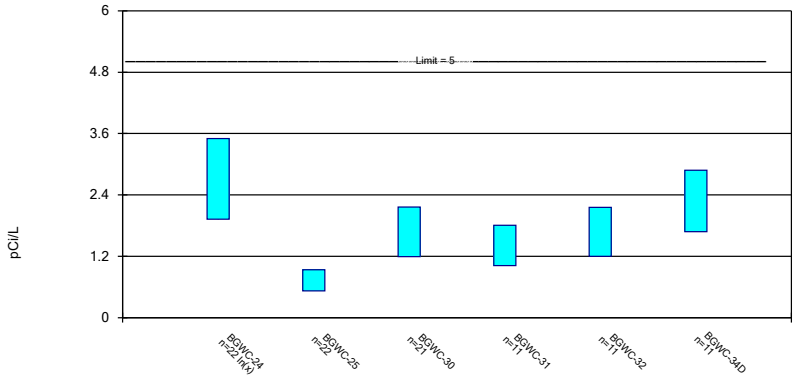

Constituent: Combined Radium 226 + 228 Analysis Run 4/18/2023 12:36 PM View: Appendix IV

Plant Bowen Client: Southern Company Data: Bowen AP-1

Sanitas™ v.9.6.37 Groundwater Stats Consulting. UG

Parametric and Non-Parametric (NP) Confidence Interval

Compliance Limit is not exceeded. Per-well alpha = 0.01 except as noted. Normality Test: Shapiro Wilk, alpha based on n.

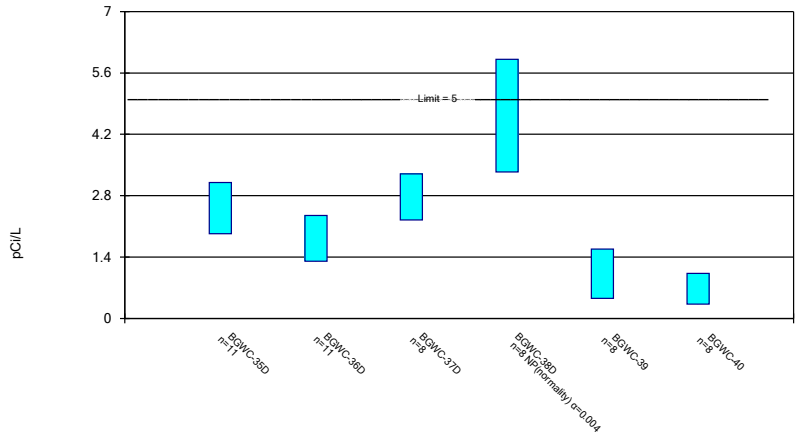

Constituent: Combined Radium 226 + 228 Analysis Run 4/18/2023 12:36 PM View: Appendix IV

Plant Bowen Client: Southern Company Data: Bowen AP-1

Sanitas™ v.9.6.37 Groundwater Stats Consulting. UG

Parametric and Non-Parametric (NP) Confidence Interval

Compliance Limit is not exceeded. Per-well alpha = 0.01 except as noted. Normality Test: Shapiro Wilk, alpha based on n.

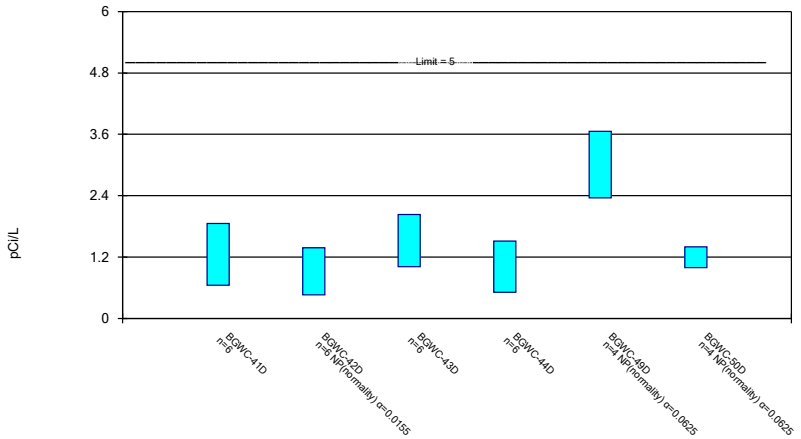

Constituent: Combined Radium 226 + 228 Analysis Run 4/18/2023 12:36 PM View: Appendix IV

Plant Bowen Client: Southern Company Data: Bowen AP-1

Parametric Confidence Interval

Compliance Limit is not exceeded. Per-well alpha = 0.01. Normality Test: Shapiro Wilk, alpha based on n.

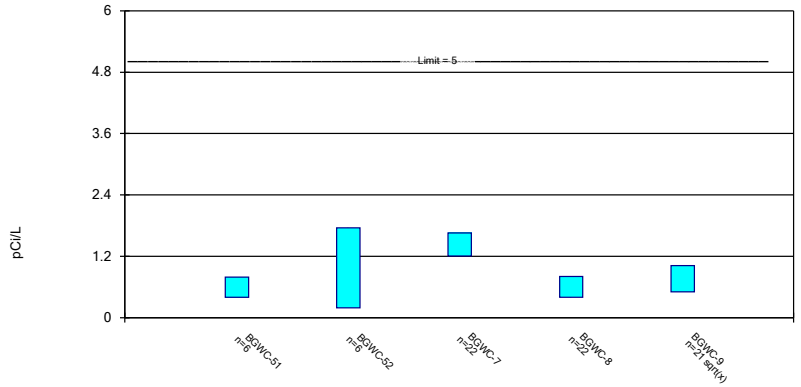

Constituent: Combined Radium 226 + 228 Analysis Run 4/18/2023 12:36 PM View: Appendix IV
Plant Bowen Client: Southern Company Data: Bowen AP-1

Parametric and Non-Parametric (NP) Confidence Interval

Compliance Limit is not exceeded. Per-well alpha = 0.01. Normality Test: Shapiro Wilk, alpha based on n.

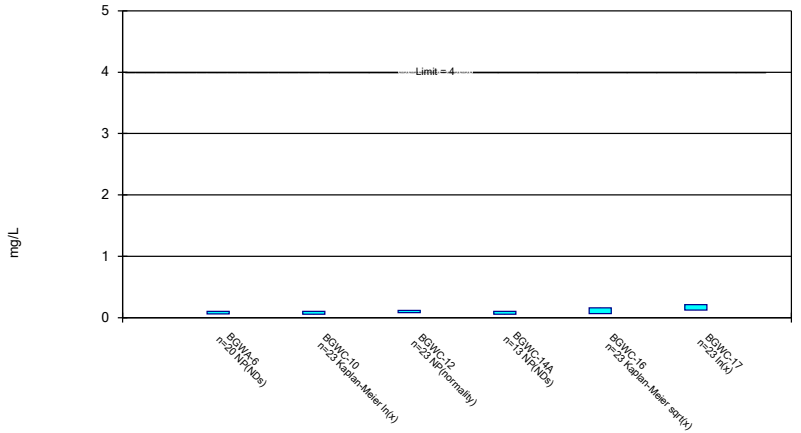

Constituent: Fluoride Analysis Run 4/18/2023 12:36 PM View: Appendix IV
Plant Bowen Client: Southern Company Data: Bowen AP-1

Non-Parametric Confidence Interval

Compliance Limit is not exceeded. Per-well alpha = 0.01.

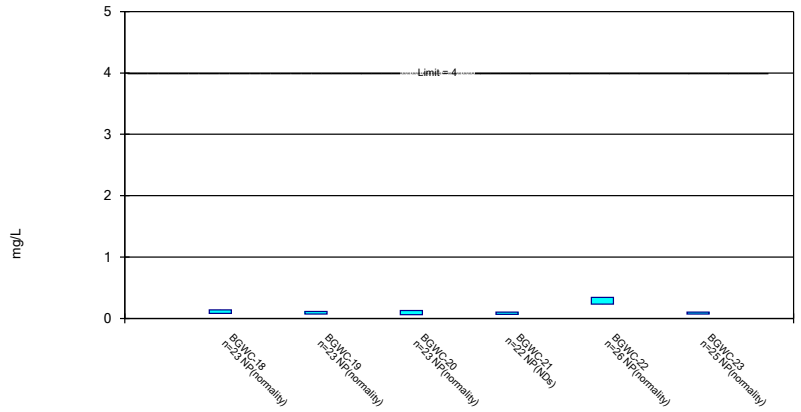

Constituent: Fluoride Analysis Run 4/18/2023 12:36 PM View: Appendix IV
Plant Bowen Client: Southern Company Data: Bowen AP-1

Parametric and Non-Parametric (NP) Confidence Interval

Compliance Limit is not exceeded. Per-well alpha = 0.01 except as noted. Normality Test: Shapiro Wilk, alpha based on n.

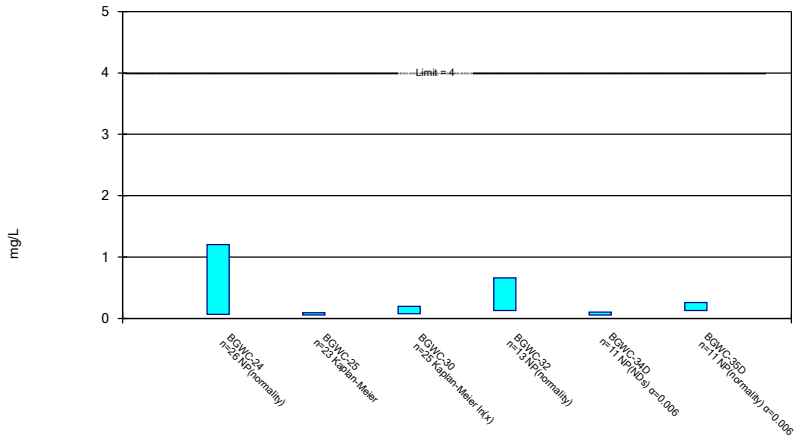

Constituent: Fluoride Analysis Run 4/18/2023 12:36 PM View: Appendix IV
Plant Bowen Client: Southern Company Data: Bowen AP-1

Parametric and Non-Parametric (NP) Confidence Interval

Compliance Limit is not exceeded. Per-well alpha = 0.01 except as noted. Normality Test: Shapiro Wilk, alpha based on n.

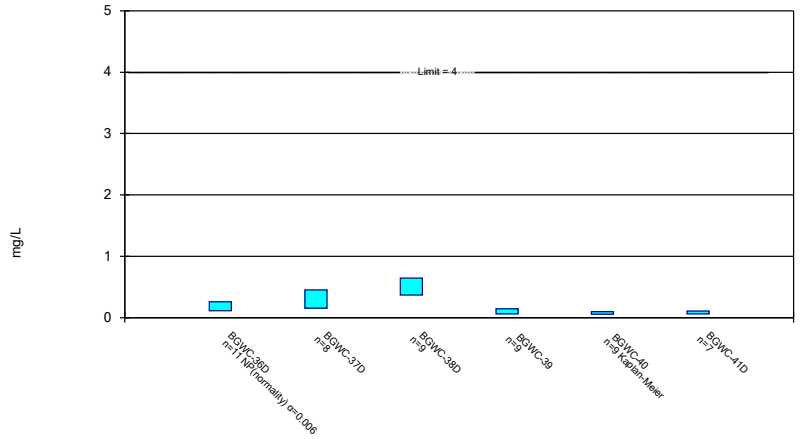

Constituent: Fluoride Analysis Run 4/18/2023 12:36 PM View: Appendix IV
Plant Bowen Client: Southern Company Data: Bowen AP-1

Sanitas™ v.9.6.37 Groundwater Stats Consulting. UG

Parametric and Non-Parametric (NP) Confidence Interval

Compliance Limit is not exceeded. Per-well alpha = 0.01 except as noted. Normality Test: Shapiro Wilk, alpha based on n.

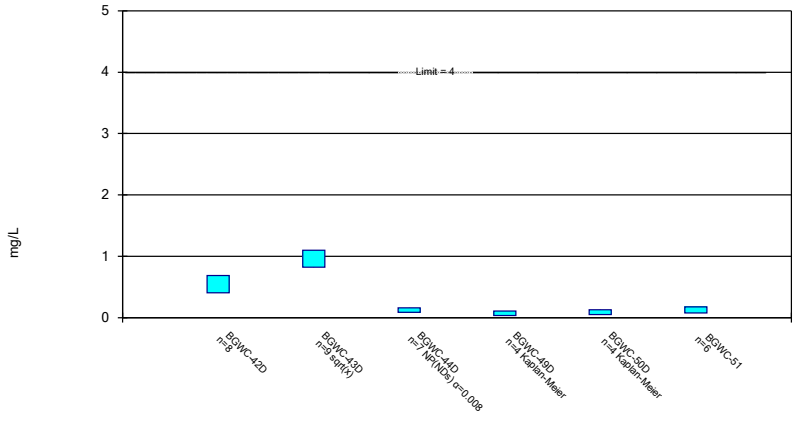

Constituent: Fluoride Analysis Run 4/18/2023 12:36 PM View: Appendix IV
Plant Bowen Client: Southern Company Data: Bowen AP-1

Sanitas™ v.9.6.37 Groundwater Stats Consulting. UG

Parametric and Non-Parametric (NP) Confidence Interval

Compliance Limit is not exceeded. Per-well alpha = 0.01. Normality Test: Shapiro Wilk, alpha based on n.

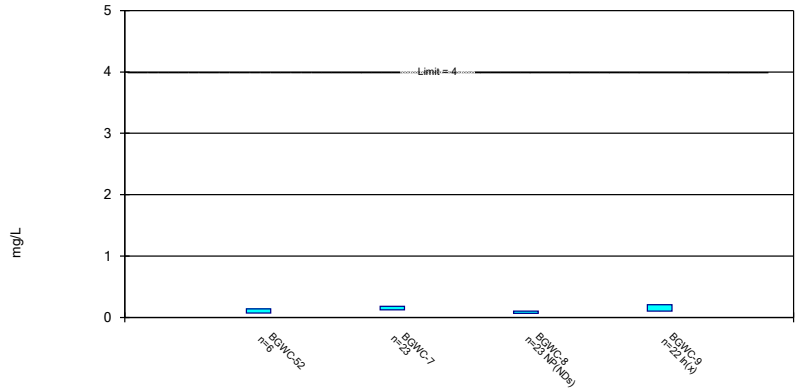

Constituent: Fluoride Analysis Run 4/18/2023 12:36 PM View: Appendix IV
Plant Bowen Client: Southern Company Data: Bowen AP-1

Sanitas™ v.9.6.37 Groundwater Stats Consulting. UG

Non-Parametric Confidence Interval

Compliance Limit is not exceeded. Per-well alpha = 0.01.

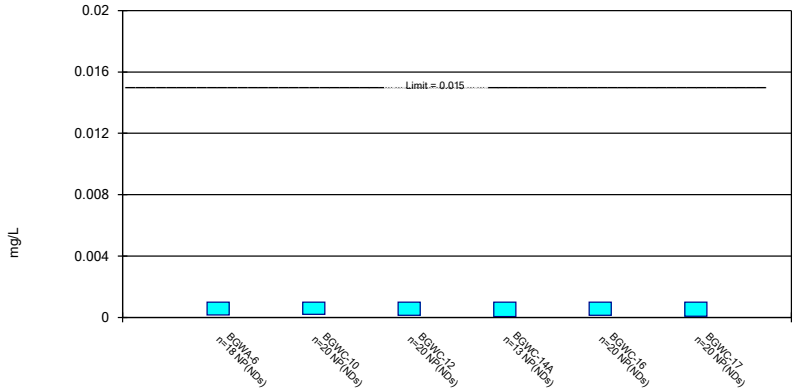

Constituent: Lead Analysis Run 4/18/2023 12:36 PM View: Appendix IV
Plant Bowen Client: Southern Company Data: Bowen AP-1

Non-Parametric Confidence Interval

Compliance Limit is not exceeded. Per-well alpha = 0.01.

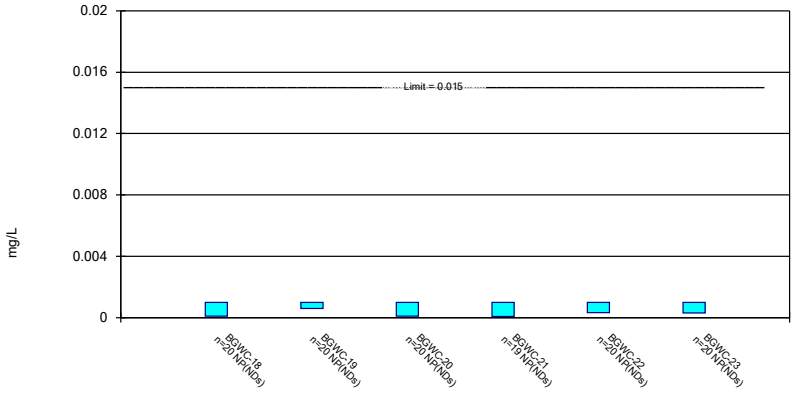

Constituent: Lead Analysis Run 4/18/2023 12:36 PM View: Appendix IV
Plant Bowen Client: Southern Company Data: Bowen AP-1

Sanitas™ v.9.6.37 Groundwater Stats Consulting. UG

Parametric and Non-Parametric (NP) Confidence Interval

Compliance Limit is not exceeded. Per-well alpha = 0.01 except as noted. Normality Test: Shapiro Wilk, alpha based on n.

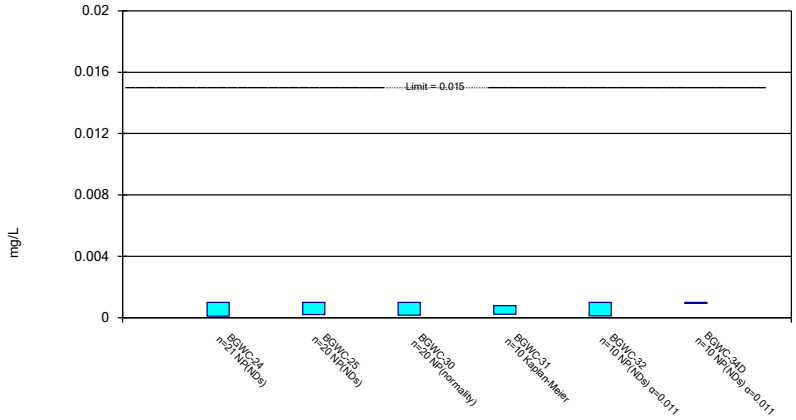

Constituent: Lead Analysis Run 4/18/2023 12:36 PM View: Appendix IV
Plant Bowen Client: Southern Company Data: Bowen AP-1

Sanitas™ v.9.6.37 Groundwater Stats Consulting. UG

Parametric and Non-Parametric (NP) Confidence Interval

Compliance Limit is not exceeded. Per-well alpha = 0.01 except as noted. Normality Test: Shapiro Wilk, alpha based on n.

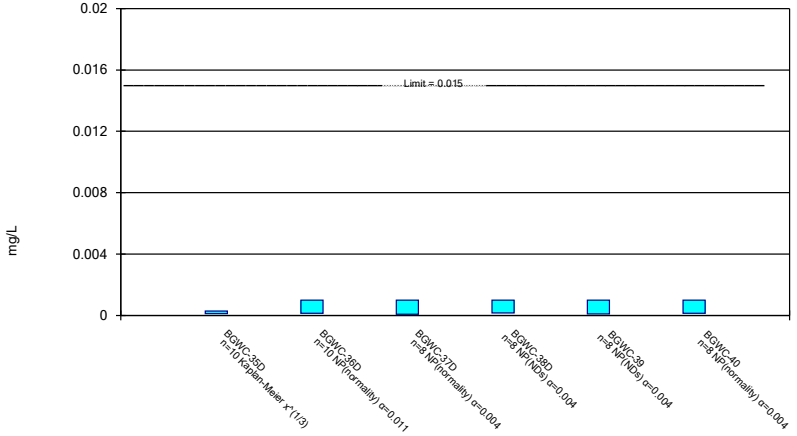

Constituent: Lead Analysis Run 4/18/2023 12:36 PM View: Appendix IV
Plant Bowen Client: Southern Company Data: Bowen AP-1

Sanitas™ v.9.6.37 Groundwater Stats Consulting. UG

Non-Parametric Confidence Interval

Compliance Limit is not exceeded.

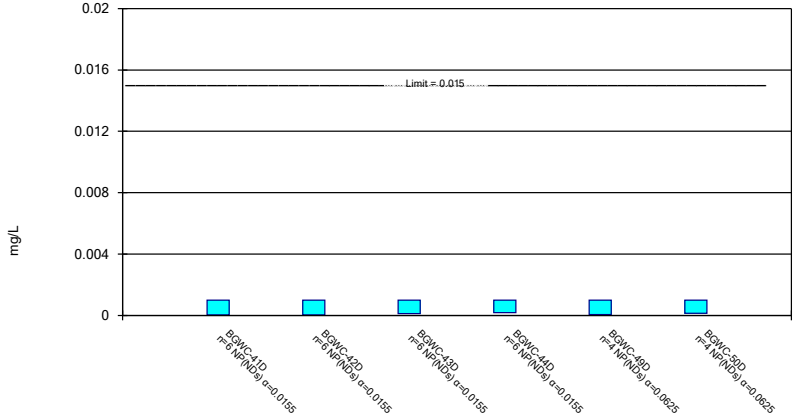

Constituent: Lead Analysis Run 4/18/2023 12:36 PM View: Appendix IV
Plant Bowen Client: Southern Company Data: Bowen AP-1

Non-Parametric Confidence Interval

Compliance Limit is not exceeded. Per-well alpha = 0.01 except as noted.

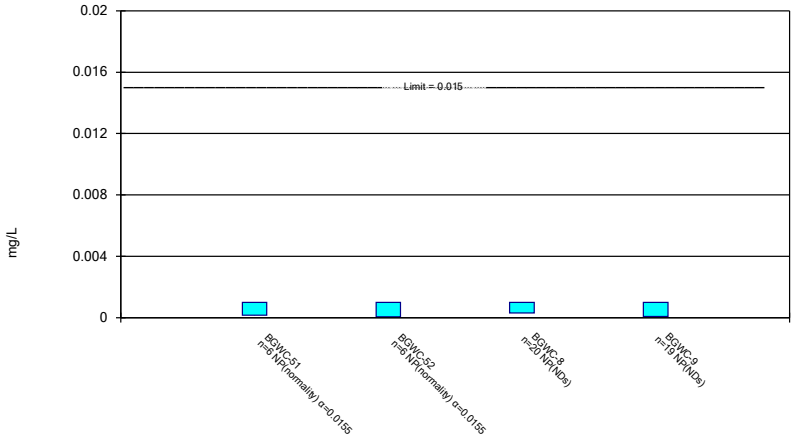

Constituent: Lead Analysis Run 4/18/2023 12:36 PM View: Appendix IV
Plant Bowen Client: Southern Company Data: Bowen AP-1

Sanitas™ v.9.6.37 Groundwater Stats Consulting. UG

Non-Parametric Confidence Interval

Compliance Limit is not exceeded. Per-well alpha = 0.01.

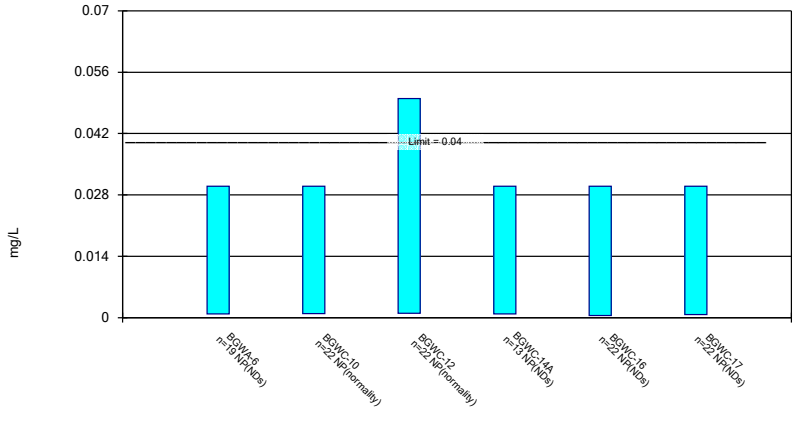

Constituent: Lithium Analysis Run 4/18/2023 12:36 PM View: Appendix IV
Plant Bowen Client: Southern Company Data: Bowen AP-1

Sanitas™ v.9.6.37 Groundwater Stats Consulting. UG

Parametric and Non-Parametric (NP) Confidence Interval

Compliance Limit is not exceeded. Per-well alpha = 0.01 except as noted. Normality Test: Shapiro Wilk, alpha based on n.

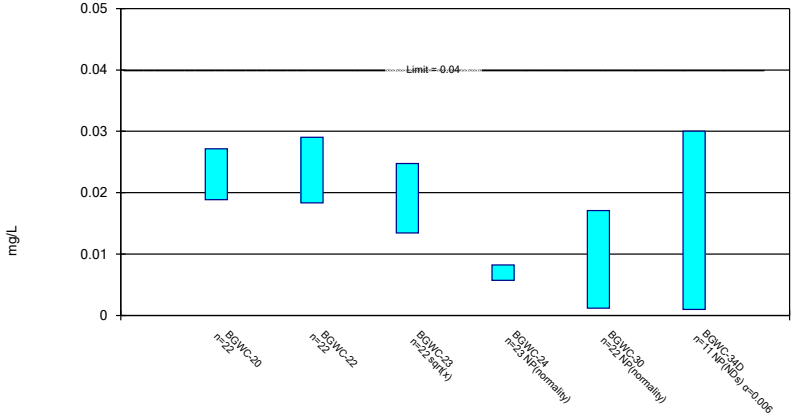

Constituent: Lithium Analysis Run 4/18/2023 12:36 PM View: Appendix IV
Plant Bowen Client: Southern Company Data: Bowen AP-1

Sanitas™ v.9.6.37 Groundwater Stats Consulting. UG

Parametric and Non-Parametric (NP) Confidence Interval

Compliance Limit is not exceeded. Per-well alpha = 0.01 except as noted. Normality Test: Shapiro Wilk, alpha based on n.

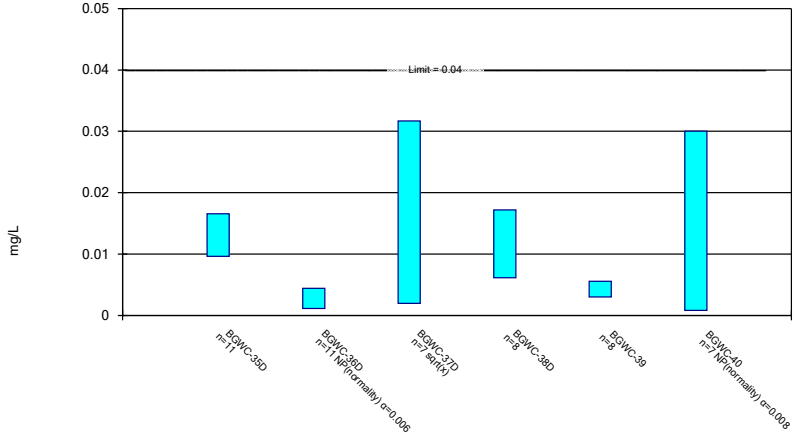

Constituent: Lithium Analysis Run 4/18/2023 12:36 PM View: Appendix IV
Plant Bowen Client: Southern Company Data: Bowen AP-1

Parametric and Non-Parametric (NP) Confidence Interval

Compliance Limit is not exceeded. Per-well alpha = 0.01 except as noted. Normality Test: Shapiro Wilk, alpha based on n.

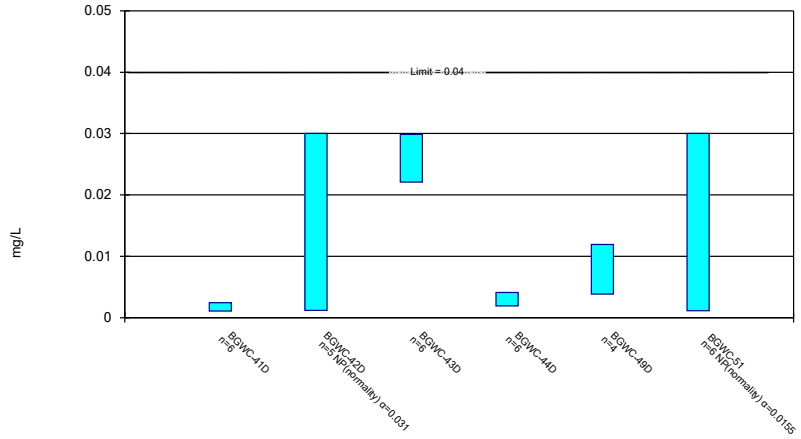

Constituent: Lithium Analysis Run 4/18/2023 12:36 PM View: Appendix IV
Plant Bowen Client: Southern Company Data: Bowen AP-1

Sanitas™ v.9.6.37 Groundwater Stats Consulting. UG

Parametric and Non-Parametric (NP) Confidence Interval

Compliance Limit is not exceeded. Per-well alpha = 0.01. Normality Test: Shapiro Wilk, alpha based on n.

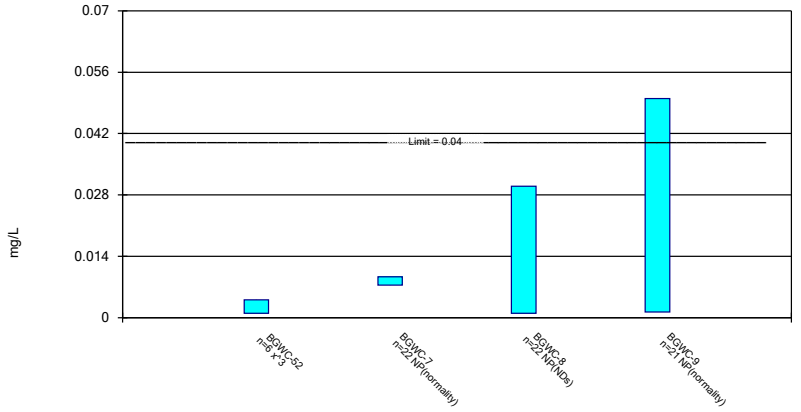

Constituent: Lithium Analysis Run 4/18/2023 12:36 PM View: Appendix IV
Plant Bowen Client: Southern Company Data: Bowen AP-1

Sanitas™ v.9.6.37 Groundwater Stats Consulting. UG

Parametric and Non-Parametric (NP) Confidence Interval

Compliance Limit is not exceeded. Per-well alpha = 0.01. Normality Test: Shapiro Wilk, alpha based on n.

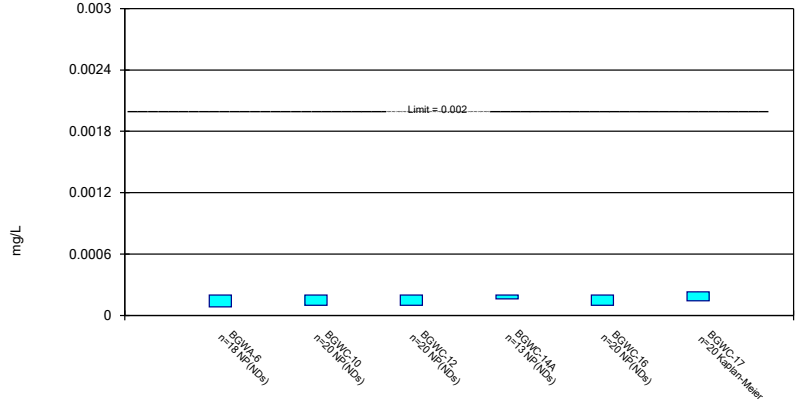

Constituent: Mercury Analysis Run 4/18/2023 12:36 PM View: Appendix IV
Plant Bowen Client: Southern Company Data: Bowen AP-1

Sanitas™ v.9.6.37 Groundwater Stats Consulting. UG

Parametric and Non-Parametric (NP) Confidence Interval

Compliance Limit is not exceeded. Per-well alpha = 0.01. Normality Test: Shapiro Wilk, alpha based on n.

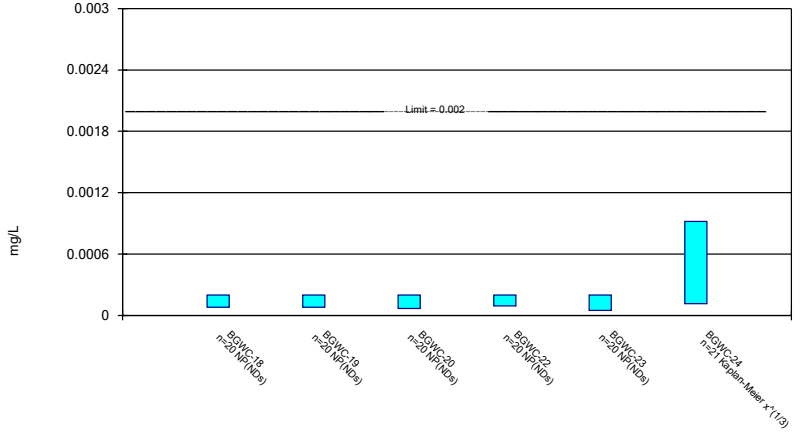

Constituent: Mercury Analysis Run 4/18/2023 12:36 PM View: Appendix IV
Plant Bowen Client: Southern Company Data: Bowen AP-1

Non-Parametric Confidence Interval

Compliance Limit is not exceeded. Per-well alpha = 0.01 except as noted.

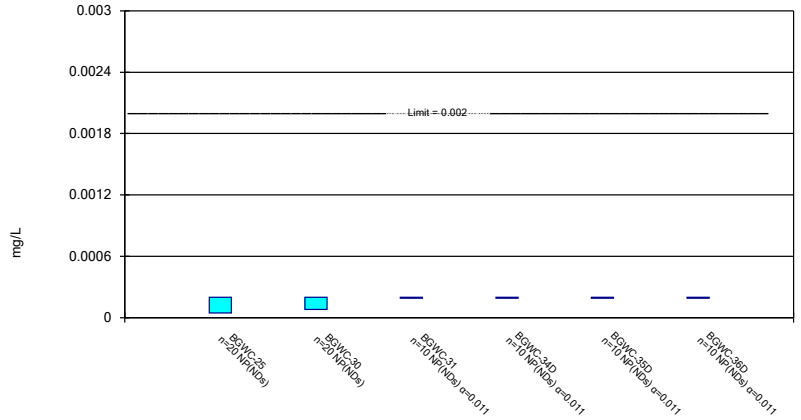

Constituent: Mercury Analysis Run 4/18/2023 12:36 PM View: Appendix IV

Plant Bowen Client: Southern Company Data: Bowen AP-1

Sanitas™ v.9.6.37 Groundwater Stats Consulting. UG

Non-Parametric Confidence Interval

Compliance Limit is not exceeded. Per-well alpha = 0.01 except as noted.

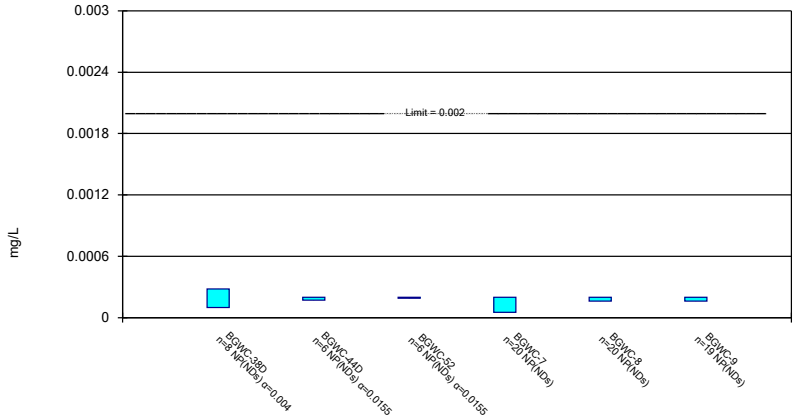

Constituent: Mercury Analysis Run 4/18/2023 12:36 PM View: Appendix IV

Plant Bowen Client: Southern Company Data: Bowen AP-1

Sanitas™ v.9.6.37 Groundwater Stats Consulting. UG

Parametric and Non-Parametric (NP) Confidence Interval

Compliance Limit is not exceeded. Per-well alpha = 0.01. Normality Test: Shapiro Wilk, alpha based on n.

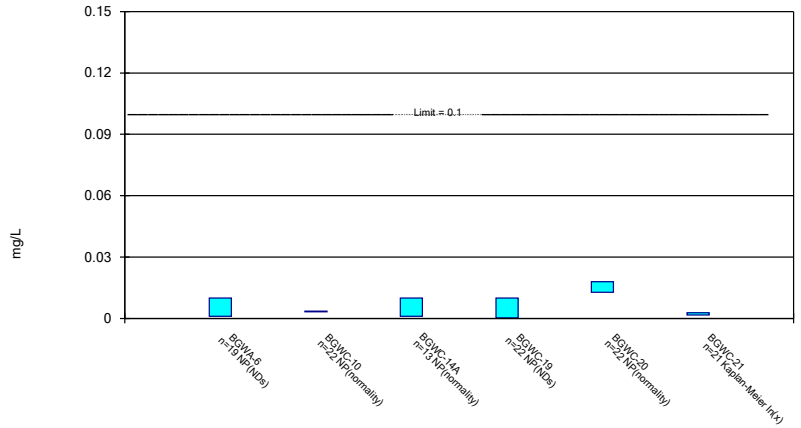

Constituent: Molybdenum Analysis Run 4/18/2023 12:36 PM View: Appendix IV

Plant Bowen Client: Southern Company Data: Bowen AP-1

Sanitas™ v.9.6.37 Groundwater Stats Consulting. UG

Parametric and Non-Parametric (NP) Confidence Interval

Compliance Limit is not exceeded. Per-well alpha = 0.01 except as noted. Normality Test: Shapiro Wilk, alpha based on n.

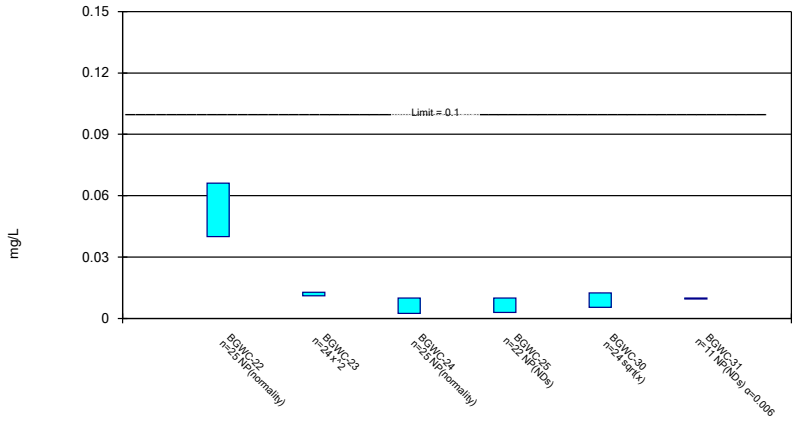

Constituent: Molybdenum Analysis Run 4/18/2023 12:36 PM View: Appendix IV

Plant Bowen Client: Southern Company Data: Bowen AP-1

Parametric and Non-Parametric (NP) Confidence Interval

Compliance Limit is not exceeded. Per-well alpha = 0.01 except as noted. Normality Test: Shapiro Wilk, alpha based on n.

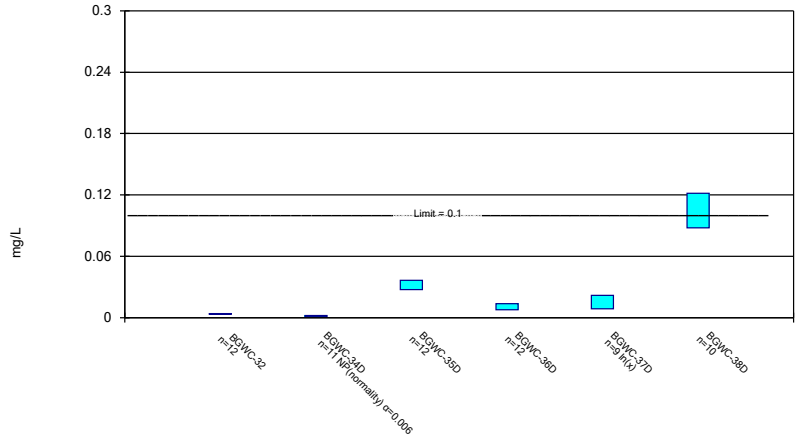

Constituent: Molybdenum Analysis Run 4/18/2023 12:36 PM View: Appendix IV

Plant Bowen Client: Southern Company Data: Bowen AP-1

Sanitas™ v.9.6.37 Groundwater Stats Consulting. UG

Parametric and Non-Parametric (NP) Confidence Interval

Compliance limit is exceeded.* Per-well alpha = 0.01 except as noted. Normality Test: Shapiro Wilk, alpha based on n.

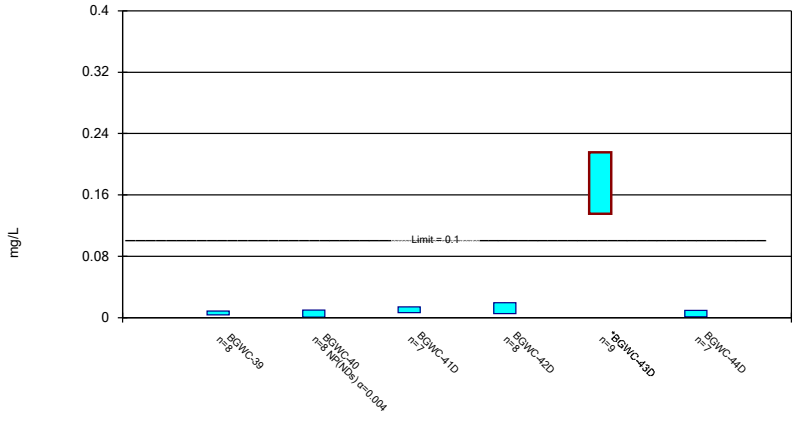

Constituent: Molybdenum Analysis Run 4/18/2023 12:36 PM View: Appendix IV

Plant Bowen Client: Southern Company Data: Bowen AP-1

Sanitas™ v.9.6.37 Groundwater Stats Consulting. UG

Parametric and Non-Parametric (NP) Confidence Interval

Compliance Limit is not exceeded. Per-well alpha = 0.01 except as noted. Normality Test: Shapiro Wilk, alpha based on n.

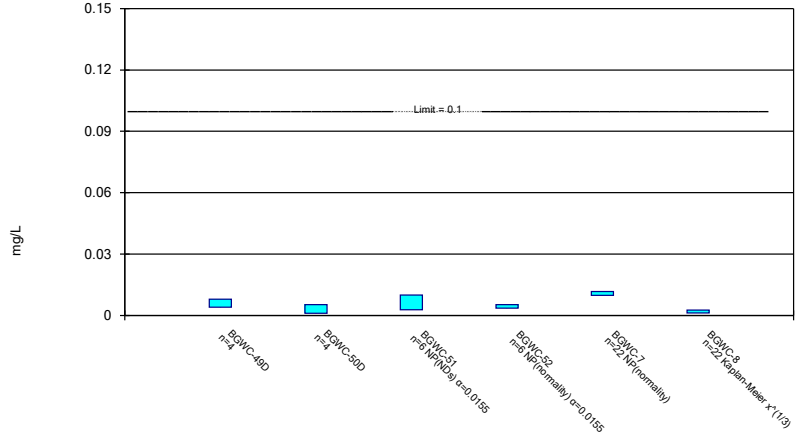

Constituent: Molybdenum Analysis Run 4/18/2023 12:36 PM View: Appendix IV

Plant Bowen Client: Southern Company Data: Bowen AP-1

Sanitas™ v.9.6.37 Groundwater Stats Consulting. UG

Parametric Confidence Interval

Compliance Limit is not exceeded. Per-well alpha = 0.01. Normality Test: Shapiro Wilk, alpha based on n.

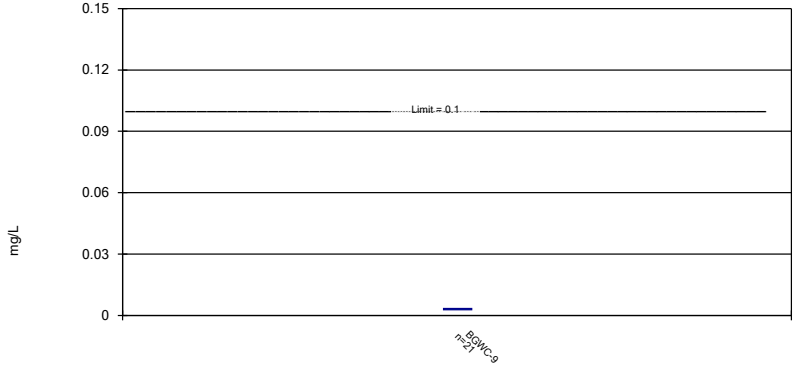

Constituent: Molybdenum Analysis Run 4/18/2023 12:36 PM View: Appendix IV

Plant Bowen Client: Southern Company Data: Bowen AP-1

Non-Parametric Confidence Interval

Compliance Limit is not exceeded. Per-well alpha = 0.01.

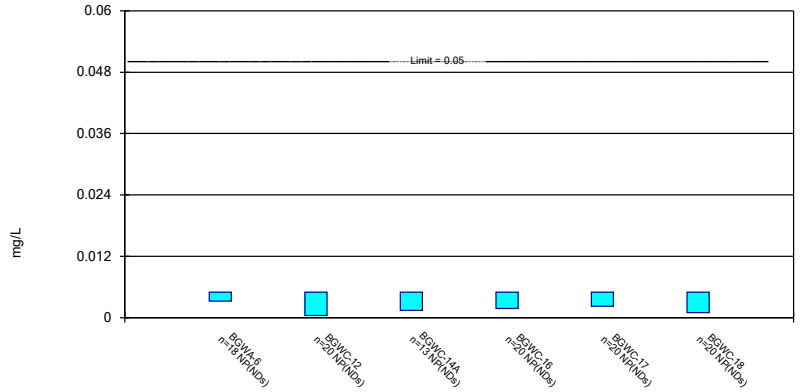

Constituent: Selenium Analysis Run 4/18/2023 12:36 PM View: Appendix IV
Plant Bowen Client: Southern Company Data: Bowen AP-1

Parametric and Non-Parametric (NP) Confidence Interval

Compliance Limit is not exceeded. Per-well alpha = 0.01. Normality Test: Shapiro Wilk, alpha based on n.

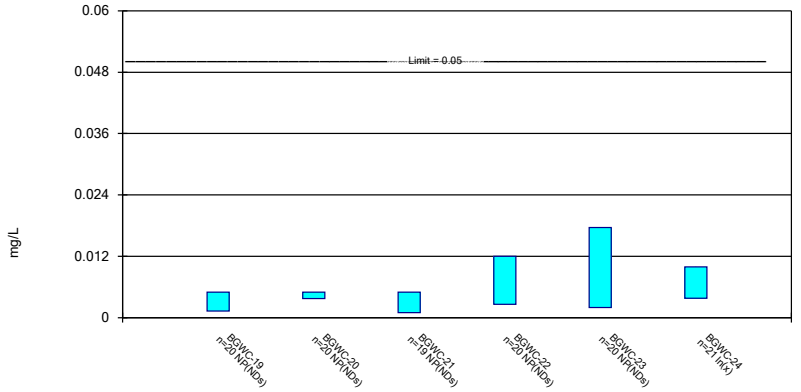

Constituent: Selenium Analysis Run 4/18/2023 12:37 PM View: Appendix IV
Plant Bowen Client: Southern Company Data: Bowen AP-1

Parametric and Non-Parametric (NP) Confidence Interval

Compliance Limit is not exceeded. Per-well alpha = 0.01 except as noted. Normality Test: Shapiro Wilk, alpha based on n.

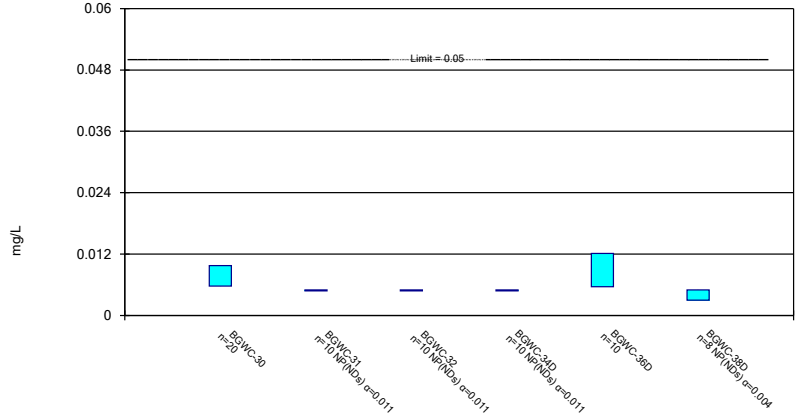

Constituent: Selenium Analysis Run 4/18/2023 12:37 PM View: Appendix IV
Plant Bowen Client: Southern Company Data: Bowen AP-1

Parametric and Non-Parametric (NP) Confidence Interval

Compliance Limit is not exceeded. Per-well alpha = 0.01 except as noted. Normality Test: Shapiro Wilk, alpha based on n.

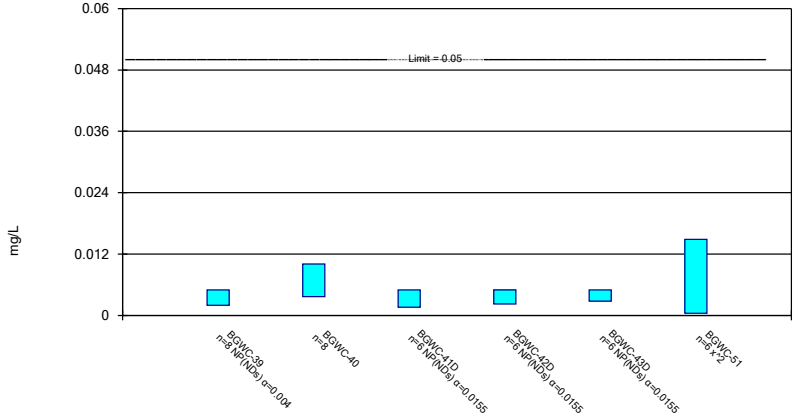

Constituent: Selenium Analysis Run 4/18/2023 12:37 PM View: Appendix IV
Plant Bowen Client: Southern Company Data: Bowen AP-1

Non-Parametric Confidence Interval

Compliance Limit is not exceeded. Per-well alpha = 0.01 except as noted.

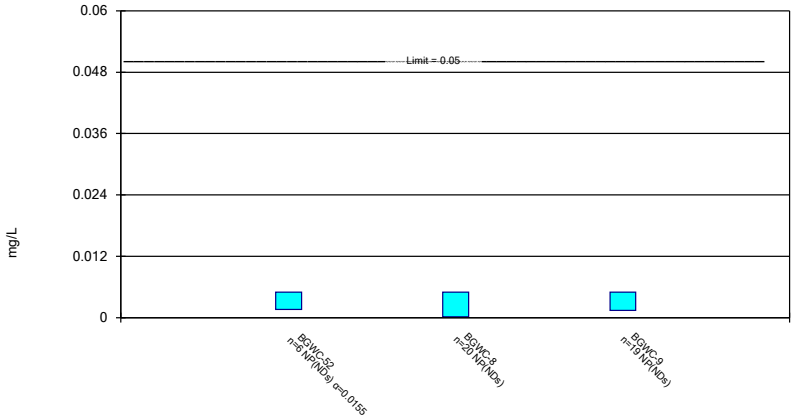

Constituent: Selenium Analysis Run 4/18/2023 12:37 PM View: Appendix IV
Plant Bowen Client: Southern Company Data: Bowen AP-1

Parametric and Non-Parametric (NP) Confidence Interval

Compliance Limit is not exceeded. Per-well alpha = 0.01. Normality Test: Shapiro Wilk, alpha based on n.

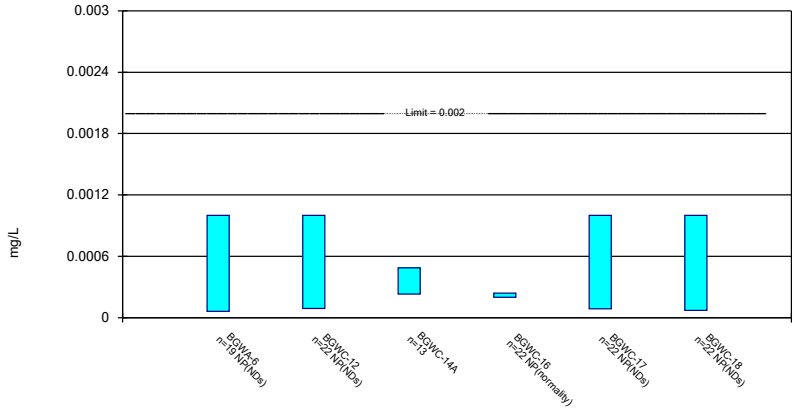

Constituent: Thallium Analysis Run 4/18/2023 12:37 PM View: Appendix IV
Plant Bowen Client: Southern Company Data: Bowen AP-1

Parametric and Non-Parametric (NP) Confidence Interval

Compliance Limit is not exceeded. Per-well alpha = 0.01. Normality Test: Shapiro Wilk, alpha based on n.

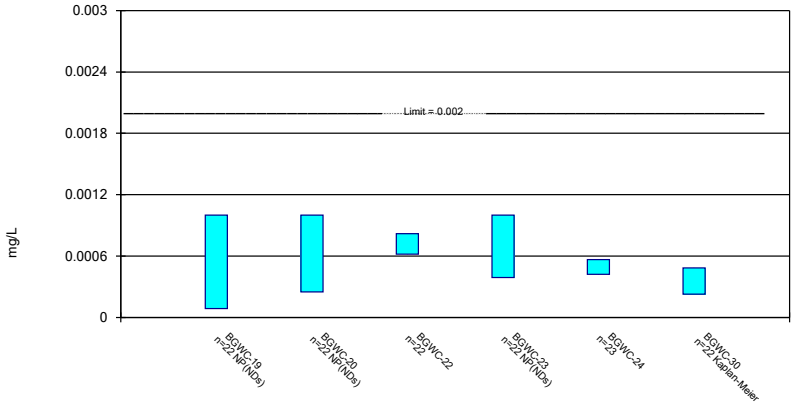

Constituent: Thallium Analysis Run 4/18/2023 12:37 PM View: Appendix IV
Plant Bowen Client: Southern Company Data: Bowen AP-1

Parametric and Non-Parametric (NP) Confidence Interval

Compliance Limit is not exceeded. Per-well alpha = 0.01 except as noted. Normality Test: Shapiro Wilk, alpha based on n.

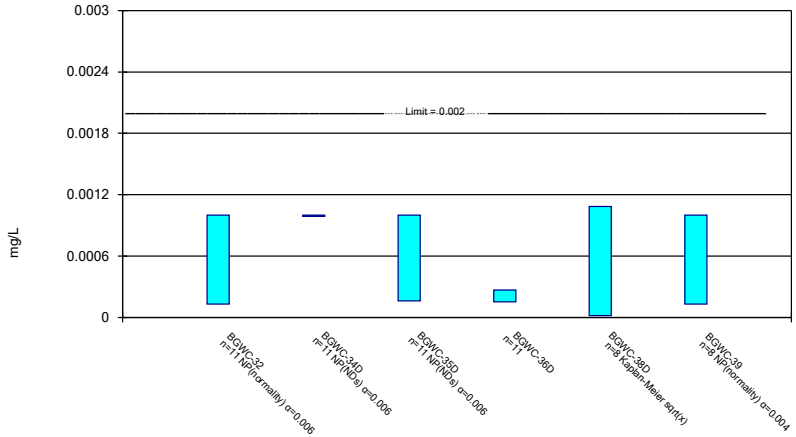

Constituent: Thallium Analysis Run 4/18/2023 12:37 PM View: Appendix IV
Plant Bowen Client: Southern Company Data: Bowen AP-1

Parametric and Non-Parametric (NP) Confidence Interval

Compliance Limit is not exceeded. Per-well alpha = 0.01 except as noted. Normality Test: Shapiro Wilk, alpha based on n.

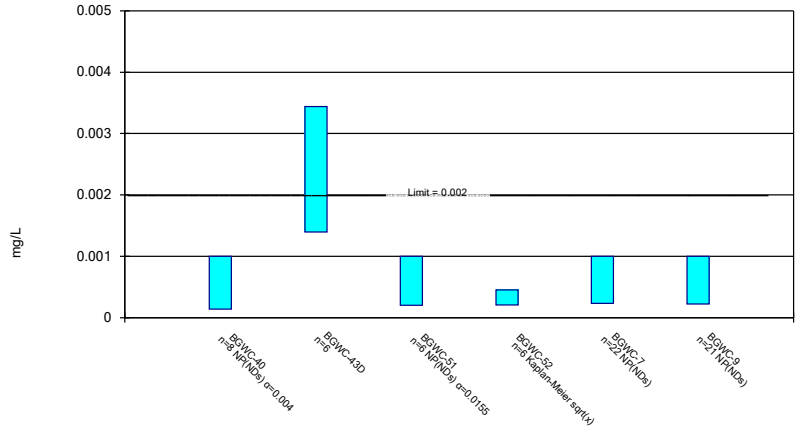

Constituent: Thallium Analysis Run 4/18/2023 12:37 PM View: Appendix IV

Plant Bowen Client: Southern Company Data: Bowen AP-1

Confidence Interval

Constituent: Antimony (mg/L) Analysis Run 4/18/2023 12:41 PM View: Appendix IV

Plant Bowen Client: Southern Company Data: Bowen AP-1

	BGWC-10	BGWC-14A	BGWC-16	BGWC-17	BGWC-19	BGWC-20
6/7/2016	0.0022 (J)		<0.003	<0.003		
6/8/2016					<0.003	<0.003
8/11/2016			0.0004 (J)	0.0002 (J)		
8/12/2016					<0.003	<0.003
8/16/2016	<0.003					
10/7/2016	<0.003		<0.003	<0.003	<0.003	
10/10/2016						<0.003
12/6/2016	<0.003		<0.003	<0.003		
12/7/2016					<0.003	<0.003
2/16/2017	<0.003		<0.003	<0.003	<0.003	
2/17/2017						<0.003
4/18/2017	<0.003		<0.003			
4/19/2017				<0.003	<0.003	<0.003
5/30/2017			<0.003	<0.003		
6/1/2017					<0.003	<0.003
6/2/2017	<0.003					
7/12/2017	<0.003					
7/14/2017			<0.003	<0.003	<0.003	
7/18/2017						<0.003
3/27/2018	<0.003		<0.003	<0.003	<0.003	
3/28/2018						<0.003
2/25/2019			<0.003			
2/27/2019				<0.003		<0.003
2/28/2019	<0.003					
3/1/2019					<0.003	
2/20/2020	<0.003		<0.003			
2/24/2020				<0.003	<0.003	<0.003
3/19/2020			<0.003	<0.003		
3/20/2020					<0.003	
3/23/2020	<0.003					0.0014 (J)
5/22/2020		<0.003				
6/23/2020		<0.003				
7/28/2020		<0.003				
9/2/2020		<0.003				
9/24/2020	<0.003		<0.003	<0.003		
9/28/2020					0.0005 (J)	0.0005 (J)
10/1/2020		0.0003 (J)				
11/10/2020		0.00061 (J)				
12/15/2020		<0.003				
1/20/2021		<0.003				
2/18/2021	<0.003	<0.003	<0.003	<0.003	<0.003	<0.003
3/24/2021		<0.003	<0.003	<0.003		
3/26/2021					<0.003	
3/29/2021						<0.003
3/30/2021	<0.003					
8/18/2021	<0.003	<0.003	<0.003			
8/19/2021				<0.003		
8/20/2021					<0.003	<0.003
2/9/2022		<0.003				
2/11/2022	0.0021 (J)		<0.003	<0.003		
2/16/2022					<0.003	<0.003
7/26/2022		<0.003				

ND substitution: RL or RL/2 if <15% NDs.

Confidence Interval

Constituent: Antimony (mg/L) Analysis Run 4/18/2023 12:41 PM View: Appendix IV

Plant Bowen Client: Southern Company Data: Bowen AP-1

	BGWC-10	BGWC-14A	BGWC-16	BGWC-17	BGWC-19	BGWC-20
7/27/2022			<0.003	<0.003	<0.003	<0.003
7/28/2022	0.0015 (J)					
Mean	0.002822	0.002608	0.002856	0.002844	0.002861	0.002772
Std. Dev.	0.0004292	0.0009578	0.0006128	0.00066	0.0005893	0.0006807
Upper Lim.	0.003	0.003	0.003	0.003	0.003	0.003
Lower Lim.	0.0022	0.00061	0.0004	0.0002	0.0005	0.0014

ND substitution: RL or RL/2 if <15% NDs.

Confidence Interval

Constituent: Antimony (mg/L) Analysis Run 4/18/2023 12:41 PM View: Appendix IV

Plant Bowen Client: Southern Company Data: Bowen AP-1

	BGWC-21	BGWC-22	BGWC-23	BGWC-24	BGWC-25	BGWC-31
6/8/2016	<0.003	<0.003			<0.003	
6/9/2016			<0.03	<0.03		
8/15/2016					0.0013 (J)	
8/18/2016	<0.003	0.0023 (J)	0.0009 (J)	<0.03		
10/10/2016	<0.003	0.0021 (J)	<0.03	<0.03	<0.003	
12/7/2016			<0.03	<0.03		
12/8/2016	<0.003	<0.003			<0.003	
2/17/2017	<0.003	<0.003				
2/20/2017			<0.03	<0.03	<0.003	
4/19/2017	<0.003		<0.03	<0.03		
4/20/2017		<0.003			<0.003	
6/1/2017	<0.003				<0.003	
6/5/2017		<0.003	<0.03	<0.03		
7/17/2017			<0.03	<0.03	<0.003	
7/18/2017	<0.003					
7/19/2017		<0.003				
3/28/2018	<0.003				<0.003	
3/29/2018		<0.003	<0.03	<0.03		
3/1/2019		<0.003	<0.03	<0.03	<0.003	
2/25/2020		<0.003	<0.03			
2/26/2020	<0.003			<0.03	<0.003	<0.003
3/20/2020	<0.003	<0.003				
3/23/2020			0.00053 (J)			<0.003
3/24/2020					<0.003	
3/25/2020				<0.03		
9/24/2020	<0.003	<0.003	<0.03			
9/25/2020				0.00048 (J)		
9/28/2020					<0.003	0.00038 (J)
2/19/2021	<0.003	0.00028 (J)	0.00031 (J)	0.00036 (J)		
2/22/2021						<0.003
2/23/2021					<0.003	
3/26/2021			<0.03	<0.03	<0.003	
3/29/2021	<0.003	<0.003				<0.003
8/19/2021					<0.003	
8/20/2021	0.0014 (J)					<0.003
8/23/2021		<0.003	0.0029 (J)	0.0028 (J)		
2/14/2022			0.0014 (J)			
2/15/2022		<0.003		0.0048		
2/16/2022	0.0017 (J)				<0.003	<0.003
7/27/2022					<0.003	
7/28/2022	<0.003					<0.003
8/1/2022			0.0022 (J)			
8/2/2022		<0.003		0.015 (o)		
10/21/2022				0.0032 (R)		
Mean	0.002829	0.00276	0.02046	0.02231	0.002906	0.002673
Std. Dev.	0.0004845	0.0006713	0.0139	0.01279	0.0004007	0.0009263
Upper Lim.	0.003	0.003	0.03	0.03	0.003	0.003
Lower Lim.	0.0017	0.0023	0.0014	0.0032	0.0013	0.00038

ND substitution: RL or RL/2 if <15% NDs.

Confidence Interval

Constituent: Antimony (mg/L) Analysis Run 4/18/2023 12:41 PM View: Appendix IV

Plant Bowen Client: Southern Company Data: Bowen AP-1

	BGWC-32	BGWC-34D	BGWC-35D	BGWC-36D	BGWC-37D	BGWC-38D
2/25/2020			<0.003		<0.003	
2/26/2020				<0.003		
2/27/2020	<0.003	<0.003				0.0003 (J)
3/23/2020				<0.003		
3/24/2020	<0.003	<0.003			<0.003	<0.003
3/25/2020			<0.003			
9/2/2020						0.0016 (J)
9/25/2020	0.00039 (J)		0.00064 (J)		0.0022 (J)	
9/28/2020		0.00049 (J)		<0.003		
2/19/2021		<0.003				
2/22/2021			0.00066 (J)		0.00041 (J)	
2/23/2021	0.00036 (J)					
3/8/2021				0.00096 (J)		
3/9/2021						0.00062 (J)
3/25/2021				<0.003		
3/26/2021			<0.003		<0.003	
3/29/2021						<0.003
3/30/2021	<0.003	0.00079 (J)				
8/19/2021						0.01
8/20/2021			<0.003		<0.003	
8/23/2021				<0.003		
8/24/2021		<0.003				
8/25/2021	<0.003					
2/14/2022				<0.003		0.0067
2/16/2022	<0.003	<0.003				
2/17/2022			<0.003		<0.003	
7/28/2022		<0.003	<0.003		<0.003	
7/29/2022	<0.003			<0.003		
8/2/2022						0.0015 (J)
Mean	0.002344	0.00241	0.002413	0.002745	0.002576	0.00334
Std. Dev.	0.001215	0.001095	0.001088	0.0007212	0.000919	0.003358
Upper Lim.	0.003	0.003	0.003	0.003	0.003	0.005625
Lower Lim.	0.00036	0.00049	0.00064	0.00096	0.00041	0.0002504

ND substitution: RL or RL/2 if <15% NDs.

Confidence Interval

Constituent: Antimony (mg/L) Analysis Run 4/18/2023 12:41 PM View: Appendix IV

Plant Bowen Client: Southern Company Data: Bowen AP-1

	BGWC-40	BGWC-41D	BGWC-42D	BGWC-43D	BGWC-44D	BGWC-49D
2/28/2020	<0.003					
3/25/2020	<0.003					
9/2/2020		0.0014 (J)				
9/3/2020			0.00072 (J)	0.00091 (J)	0.0021 (J)	
9/29/2020	<0.003					
2/18/2021					0.009	
2/22/2021	<0.003	<0.003	0.0019 (J)			
3/8/2021				0.00058 (J)		
3/29/2021				<0.003		
3/30/2021	0.0005 (J)					
3/31/2021		<0.003			0.0026 (J)	
4/1/2021			0.0019 (J)			
4/19/2021						0.00039 (J)
8/18/2021					0.0015 (J)	
8/20/2021			0.00083 (J)			
8/23/2021				<0.003		
8/24/2021	<0.003	0.0014 (J)				<0.003
2/9/2022					<0.003	
2/15/2022		<0.003		<0.003		
2/16/2022	<0.003					
2/17/2022			<0.003			<0.003
7/26/2022					0.0011 (J)	
7/28/2022	<0.003		<0.003			
7/29/2022		<0.003				
8/1/2022				<0.003		<0.003
Mean	0.002688	0.002467	0.001892	0.002248	0.003217	0.002348
Std. Dev.	0.0008839	0.0008262	0.0009957	0.001169	0.002917	0.001305
Upper Lim.	0.003	0.003	0.001729	0.003	0.00628	0.003
Lower Lim.	0.0005	0.0014	0.0003839	0.00058	0.0005142	0.00039

ND substitution: RL or RL/2 if <15% NDs.

Confidence Interval

Constituent: Antimony (mg/L) Analysis Run 4/18/2023 12:41 PM View: Appendix IV

Plant Bowen Client: Southern Company Data: Bowen AP-1

	BGWC-50D	BGWC-51	BGWC-52	BGWC-7	BGWC-8	BGWC-9
6/6/2016						<0.003
6/7/2016					<0.003	
6/8/2016				<0.003		
8/10/2016					0.0004 (J)	
8/11/2016				0.0005 (J)		0.0003 (J)
10/4/2016					<0.003	
10/5/2016						<0.003
10/6/2016				0.0015 (J)		
12/2/2016					<0.003	
12/5/2016						<0.003
12/6/2016				<0.003		
2/14/2017					<0.003	
2/15/2017				<0.003		<0.003
4/14/2017					<0.003	
4/17/2017						<0.003
4/18/2017				0.0003 (J)		
5/26/2017					<0.003	<0.003
6/2/2017				<0.003		
7/10/2017					<0.003	
7/11/2017						<0.003
7/14/2017				<0.003		
3/26/2018					<0.003	
3/27/2018				<0.003		<0.003
2/25/2019					<0.003	
2/28/2019				<0.003		
2/19/2020					<0.003	
2/20/2020						<0.003
2/21/2020				0.0016 (J)		
3/18/2020					<0.003	
3/19/2020				<0.003		<0.003
9/23/2020					<0.003	
9/24/2020						<0.003
9/25/2020				<0.003		
1/28/2021		<0.003	0.0019 (J)			
2/16/2021					0.00046 (J)	
2/17/2021						0.00075 (J)
2/18/2021				<0.003		
2/23/2021		<0.003	0.00053 (J)			
3/24/2021					0.00059 (J)	0.00038 (J)
3/30/2021		0.0019 (J)	0.00085 (J)	<0.003		
4/19/2021	0.0019 (J)					
8/18/2021	<0.003				<0.003	0.0014 (J)
8/19/2021				<0.003		
8/23/2021		<0.003	<0.003			
2/9/2022	<0.003					
2/10/2022					<0.003	<0.003
2/11/2022				<0.003		
2/14/2022		<0.003	<0.003			
7/26/2022	<0.003				<0.003	<0.003
7/28/2022			<0.003	<0.003		
8/1/2022		<0.003				
Mean	0.002725	0.002817	0.002047	0.00255	0.002581	0.002461

ND substitution: RL or RL/2 if <15% NDs.

Confidence Interval

Constituent: Antimony (mg/L) Analysis Run 4/18/2023 12:41 PM View: Appendix IV

Plant Bowen Client: Southern Company Data: Bowen AP-1

	BGWC-50D	BGWC-51	BGWC-52	BGWC-7	BGWC-8	BGWC-9
Std. Dev.	0.00055	0.0004491	0.001138	0.0009109	0.0009657	0.001026
Upper Lim.	0.003	0.003	0.003	0.003	0.003	0.003
Lower Lim.	0.0019	0.0019	0.00053	0.0016	0.00059	0.0014

Confidence Interval

Constituent: Arsenic (mg/L) Analysis Run 4/18/2023 12:41 PM View: Appendix IV

Plant Bowen Client: Southern Company Data: Bowen AP-1

	BGWA-6	BGWC-10	BGWC-12	BGWC-14A	BGWC-16	BGWC-17
6/6/2016	<0.005					
6/7/2016		0.0039	<0.005		<0.005	<0.005
8/10/2016	<0.005					
8/11/2016					<0.005	<0.005
8/12/2016			0.0009 (J)			
8/16/2016		0.0091				
10/4/2016	<0.005					
10/6/2016			<0.005			
10/7/2016		0.0074			<0.005	<0.005
12/1/2016	<0.005					
12/5/2016			<0.005			
12/6/2016		0.0044 (J)			<0.005	<0.005
2/14/2017	<0.005					
2/15/2017			<0.005			
2/16/2017		0.0081			<0.005	<0.005
4/13/2017	0.0007 (J)					
4/18/2017		0.0084	0.0009 (J)		0.0007 (J)	
4/19/2017						0.0012 (J)
5/25/2017	0.0013 (J)					
5/30/2017					0.0008 (J)	0.0006 (J)
6/2/2017		0.008	0.0015 (J)			
7/7/2017	<0.005					
7/12/2017		0.0063				
7/13/2017			0.0006 (J)			
7/14/2017					0.0008 (J)	<0.005
3/27/2018		0.0064			0.0014 (J)	0.00076 (J)
3/28/2018			0.0015 (J)			
6/12/2018					0.00073 (J)	
6/14/2018		0.0075	0.00096 (J)			<0.005
10/16/2018	0.00095 (J)					
10/17/2018			<0.005			<0.005
10/18/2018		0.0056			<0.005	
2/25/2019					<0.005	
2/27/2019						0.001 (J)
2/28/2019		0.0058	<0.005			
4/1/2019			0.00028 (J)			
4/2/2019	0.00032 (J)	0.0057			0.0003 (J)	0.00024 (J)
9/23/2019	0.0012 (J)					
9/25/2019		0.0058	0.00085 (J)			
9/26/2019					0.00074 (J)	0.0008 (J)
2/18/2020	0.0019 (J)					
2/20/2020		0.0067			0.00042 (J)	
2/24/2020			0.00039 (J)			<0.005
3/19/2020	<0.005		0.00036 (J)		<0.005	<0.005
3/23/2020		0.0049 (J)				
5/22/2020				0.001 (J)		
6/23/2020				<0.005		
7/28/2020				0.0011 (J)		
9/2/2020				<0.005		
9/23/2020	<0.005					
9/24/2020		0.006			<0.005	<0.005
9/25/2020			<0.005			

ND substitution: RL or RL/2 if <15% NDs.

Confidence Interval

Constituent: Arsenic (mg/L) Analysis Run 4/18/2023 12:41 PM View: Appendix IV

Plant Bowen Client: Southern Company Data: Bowen AP-1

	BGWA-6	BGWC-10	BGWC-12	BGWC-14A	BGWC-16	BGWC-17
10/1/2020				<0.005		
11/10/2020				<0.005		
12/15/2020				<0.005		
1/20/2021				<0.005		
2/18/2021	0.0011 (J)	0.0054		<0.005	<0.005	<0.005
2/19/2021			0.0011 (J)			
3/24/2021			0.002 (J)	0.002 (J)	0.0013 (J)	0.0017 (J)
3/30/2021		0.0053				
3/31/2021	<0.005					
8/16/2021	<0.005					
8/18/2021		0.0083	0.0039 (J)	0.0034 (J)	<0.005	
8/19/2021						0.0014 (J)
2/9/2022	<0.005			<0.005		
2/11/2022		0.0094	<0.005		<0.005	<0.005
7/26/2022	<0.005			<0.005		
7/27/2022			0.0028 (J)		<0.005	<0.005
7/28/2022		0.005				
Mean	0.003551	0.006518	0.002638	0.004038	0.003281	0.003532
Std. Dev.	0.00197	0.001544	0.001996	0.001601	0.002126	0.002006
Upper Lim.	0.005	0.007347	0.005	0.005	0.005	0.005
Lower Lim.	0.0011	0.00569	0.00085	0.0011	0.00074	0.0012

ND substitution: RL or RL/2 if <15% NDs.

Confidence Interval

Constituent: Arsenic (mg/L) Analysis Run 4/18/2023 12:41 PM View: Appendix IV

Plant Bowen Client: Southern Company Data: Bowen AP-1

	BGWC-18	BGWC-19	BGWC-20	BGWC-21	BGWC-22	BGWC-23
6/8/2016	<0.005	0.00046 (J)	0.0011 (J)	0.0015	0.0012 (J)	
6/9/2016						0.0012 (J)
8/12/2016	<0.005	0.0008 (J)	0.0017 (J)			
8/18/2016				<0.005	0.0022 (J)	0.003 (J)
10/7/2016	<0.005	<0.005				
10/10/2016			<0.005	<0.005	0.002 (J)	0.0021 (J)
12/6/2016	<0.005					
12/7/2016		<0.005	<0.005			0.0023 (J)
12/8/2016				<0.005	<0.05	
2/16/2017	<0.005	<0.005				
2/17/2017			<0.005	<0.005	0.0023 (J)	
2/20/2017						0.0025 (J)
4/19/2017	0.0013 (J)	0.0015 (J)	0.002 (J)	0.002 (J)		0.0032 (J)
4/20/2017					0.0028 (J)	
6/1/2017	0.0005 (J)	0.0008 (J)	0.0017 (J)	0.0011 (J)		
6/5/2017					0.0035 (J)	0.0043 (J)
7/14/2017	<0.005	0.0006 (J)				
7/17/2017						0.0017 (J)
7/18/2017			0.0018 (J)	0.0015 (J)		
7/19/2017					0.0028 (J)	
3/27/2018	0.00066 (J)	0.00082 (J)				
3/28/2018			0.0018 (J)	0.0012 (J)		
3/29/2018					0.0037 (J)	0.0028 (J)
6/13/2018			0.0015 (J)			0.0019 (J)
6/14/2018	<0.005			0.00087 (J)	0.0027 (J)	
6/15/2018		0.00074 (J)				
10/18/2018	<0.005					
10/19/2018		<0.005		0.00059 (J)		
10/22/2018			<0.005		0.0016 (J)	0.0015 (J)
2/27/2019	0.00083 (J)		0.0014 (J)			
3/1/2019		<0.005			0.0011 (J)	0.0023 (J)
4/2/2019	0.00015 (J)					
4/3/2019		0.00017 (J)	0.00027 (J)	0.00038 (J)	0.0021 (J)	0.00093 (J)
9/26/2019	0.00046 (J)	0.00067 (J)	0.00087 (J)			
9/27/2019					0.0013 (J)	0.00096 (J)
9/30/2019				<0.005		
2/24/2020	<0.005	<0.005	0.00057 (J)			
2/25/2020					0.0014 (J)	0.0012 (J)
2/26/2020				0.00047 (J)		
3/20/2020	<0.005	<0.005		<0.005	0.0015 (J)	
3/23/2020			<0.005			0.0027 (J)
9/24/2020	<0.005			<0.005	0.0019 (J)	0.001 (J)
9/28/2020		<0.005	<0.005			
2/18/2021	<0.005	<0.005	0.0016 (J)			
2/19/2021				0.00079 (J)	0.0039 (J)	0.0049 (J)
3/24/2021	0.0014 (J)					
3/26/2021		<0.005				<0.05
3/29/2021			<0.005	<0.005	<0.05	
8/19/2021	0.002 (J)					
8/20/2021		<0.005	<0.005	<0.005		
8/23/2021					0.0036 (J)	0.0043 (J)
2/14/2022						0.0065

ND substitution: RL or RL/2 if <15% NDs.

Confidence Interval

Constituent: Arsenic (mg/L) Analysis Run 4/18/2023 12:41 PM View: Appendix IV

Plant Bowen Client: Southern Company Data: Bowen AP-1

	BGWC-18	BGWC-19	BGWC-20	BGWC-21	BGWC-22	BGWC-23
2/15/2022					0.007	
2/16/2022	<0.005	0.0022 (J)	0.0031 (J)	0.002 (J)		
7/27/2022	<0.005	<0.005	<0.005			
7/28/2022				<0.005		
8/1/2022						0.0085
8/2/2022					0.0033 (J)	
Mean	0.003514	0.003125	0.002928	0.002971	0.004632	0.003854
Std. Dev.	0.002043	0.002135	0.001844	0.002023	0.00672	0.005088
Upper Lim.	0.005	0.005	0.005	0.005	0.0036	0.004004
Lower Lim.	0.0013	0.00074	0.0015	0.00087	0.0016	0.001712

ND substitution: RL or RL/2 if <15% NDs.

Confidence Interval

Constituent: Arsenic (mg/L) Analysis Run 4/18/2023 12:41 PM View: Appendix IV

Plant Bowen Client: Southern Company Data: Bowen AP-1

	BGWC-24	BGWC-25	BGWC-30	BGWC-31	BGWC-32	BGWC-34D
6/8/2016		0.0037				
6/9/2016	0.0016					
8/15/2016		0.003 (J)				
8/18/2016	0.0054					
10/10/2016	0.0079	0.0026 (J)				
12/7/2016	0.0121					
12/8/2016		<0.005				
1/23/2017			<0.005			
2/7/2017			<0.005			
2/20/2017	0.0063	0.0029 (J)				
3/27/2017			0.0019 (J)			
4/17/2017			0.0017 (J)			
4/19/2017	0.0051					
4/20/2017		0.0024 (J)				
5/22/2017			0.0034 (J)			
6/1/2017		0.0025 (J)				
6/5/2017	0.0072		0.0039 (J)			
7/11/2017			0.0016 (J)			
7/17/2017	0.0031 (J)	0.0021 (J)				
8/23/2017			0.001 (J)			
3/26/2018			0.0015 (J)			
3/28/2018		0.0019 (J)				
3/29/2018	0.0075 (J)					
6/13/2018	0.0045 (J)					
6/14/2018		0.0022 (J)				
6/15/2018			0.00089 (J)			
10/18/2018				0.0034 (J)		
10/19/2018						0.013
10/22/2018	0.0027 (J)	0.0026 (J)	0.00064 (J)		0.00076 (J)	
1/14/2019						0.017
3/1/2019	0.0032 (J)	0.0022 (J)	<0.005			
3/4/2019						0.02
4/2/2019			0.00024 (J)			
4/3/2019	0.0019 (J)					
4/4/2019		0.0016 (J)		0.0036 (J)		0.015
4/5/2019					0.00093 (J)	
9/24/2019				0.0055		0.016
9/26/2019					0.0018 (J)	
9/27/2019			0.00042 (J)			
9/30/2019	0.0027 (J)	0.002 (J)				
2/26/2020	0.0013 (J)	0.0018 (J)	0.00053 (J)	0.0037 (J)		
2/27/2020					0.00081 (J)	0.017
3/23/2020			<0.005	0.0054		
3/24/2020		0.0013 (J)			0.0017 (J)	0.02
3/25/2020	<0.005					
9/25/2020	0.0023 (J)		<0.005		0.00093 (J)	
9/28/2020		0.0028 (J)		0.0044 (J)		0.018
2/19/2021	0.0054					0.015
2/22/2021				0.0049 (J)		
2/23/2021		0.004 (J)			0.0032 (J)	
3/8/2021			<0.005			
3/25/2021			0.0015 (J)			

ND substitution: RL or RL/2 if <15% NDs.

Confidence Interval

Constituent: Arsenic (mg/L) Analysis Run 4/18/2023 12:41 PM View: Appendix IV

Plant Bowen Client: Southern Company Data: Bowen AP-1

	BGWC-24	BGWC-25	BGWC-30	BGWC-31	BGWC-32	BGWC-34D
3/26/2021	<0.005	0.0025 (J)				
3/29/2021				0.0038 (J)		
3/30/2021					<0.005	0.016
8/19/2021		0.0019 (J)	<0.005			
8/20/2021				0.0054		
8/23/2021	0.0032 (J)					
8/24/2021						0.017
8/25/2021					0.0029 (J)	
2/14/2022			<0.005			
2/15/2022	0.0073					
2/16/2022		0.0055		0.007	0.0041 (J)	0.02
7/27/2022		0.0027 (J)				
7/28/2022				0.0051		0.015
7/29/2022					<0.005	
8/1/2022			0.0034 (J)			
8/2/2022	<0.005					
10/21/2022	0.003 (JR)					
Mean	0.0044	0.002577	0.002846	0.004745	0.002466	0.01685
Std. Dev.	0.002652	0.0009045	0.001907	0.00109	0.001663	0.002193
Upper Lim.	0.005413	0.002976	0.005	0.005654	0.002859	0.01848
Lower Lim.	0.002903	0.002088	0.001	0.003837	0.000915	0.01522

ND substitution: RL or RL/2 if <15% NDs.

Confidence Interval

Constituent: Arsenic (mg/L) Analysis Run 4/18/2023 12:41 PM View: Appendix IV

Plant Bowen Client: Southern Company Data: Bowen AP-1

	BGWC-35D	BGWC-36D	BGWC-37D	BGWC-38D	BGWC-40	BGWC-41D
10/17/2018		0.00082 (J)				
10/22/2018	0.0019 (J)					
4/2/2019		0.00039 (J)				
4/4/2019	0.0018 (J)					
9/26/2019	0.0035 (J)					
9/27/2019		0.00064 (J)				
2/25/2020	0.0013 (J)		0.04			
2/26/2020		<0.005				
2/27/2020				0.0021 (J)		
2/28/2020					0.00062 (J)	
3/23/2020		<0.005				
3/24/2020			0.028	0.0054		
3/25/2020	0.00046 (J)				0.00051 (J)	
9/2/2020				0.0012 (J)		0.00092 (J)
9/25/2020	0.0021 (J)		0.033			
9/28/2020		<0.005				
9/29/2020					<0.005	
2/22/2021	0.0034 (J)		0.019		0.0024 (J)	0.0033 (J)
3/8/2021		0.00096 (J)				
3/9/2021				0.0021 (J)		
3/25/2021		0.0021 (J)				
3/26/2021	0.002 (J)		0.013			
3/29/2021				0.0019 (J)		
3/30/2021					<0.005	
3/31/2021						0.0017 (J)
8/19/2021				<0.005		
8/20/2021	0.0021 (J)		0.014			
8/23/2021		0.0018 (J)				
8/24/2021					0.0021 (J)	0.0027 (J)
2/14/2022		<0.005		0.0036 (J)		
2/15/2022						0.0062
2/16/2022					0.0032 (J)	
2/17/2022	0.0065		0.011			
7/28/2022	<0.005		0.013		<0.005	
7/29/2022		<0.005				0.0034 (J)
8/2/2022				0.0025 (J)		
Mean	0.002505	0.002883	0.02138	0.002662	0.002979	0.003037
Std. Dev.	0.001576	0.002083	0.01091	0.001297	0.001892	0.001821
Upper Lim.	0.003649	0.005	0.03294	0.004037	0.002874	0.005539
Lower Lim.	0.001267	0.00064	0.009806	0.001288	0.0006583	0.0005345

ND substitution: RL or RL/2 if <15% NDs.

Confidence Interval

Constituent: Arsenic (mg/L) Analysis Run 4/18/2023 12:41 PM View: Appendix IV

Plant Bowen Client: Southern Company Data: Bowen AP-1

	BGWC-42D	BGWC-43D	BGWC-44D	BGWC-50D	BGWC-51	BGWC-52
9/3/2020	0.0023 (J)	0.00099 (J)	0.0033 (J)			
1/28/2021					0.0012 (J)	0.00099 (J)
2/18/2021			0.0078			
2/22/2021	0.0068					
2/23/2021					0.0048 (J)	0.0028 (J)
3/8/2021		0.0013 (J)				
3/29/2021		0.001 (J)				
3/30/2021					0.0065 (J)	0.001 (J)
3/31/2021			0.0043 (J)			
4/1/2021	0.002 (J)					
4/19/2021				0.0032 (J)		
8/18/2021			0.0019 (J)	0.0018 (J)		
8/20/2021	0.0064					
8/23/2021		0.0022 (J)			0.0033 (J)	0.002 (J)
2/9/2022			0.0062	0.0023 (J)		
2/14/2022					<0.005	<0.005
2/15/2022		0.0048 (J)				
2/17/2022	0.009					
7/26/2022			0.0041 (J)	0.0035 (J)		
7/28/2022	0.0033 (J)					<0.005
8/1/2022		0.0045 (J)			<0.005	
Mean	0.004967	0.002465	0.0046	0.0027	0.0043	0.002798
Std. Dev.	0.002842	0.001752	0.002103	0.0007874	0.001826	0.001835
Upper Lim.	0.00887	0.005018	0.007489	0.004488	0.006208	0.002738
Lower Lim.	0.001063	0.0005427	0.001711	0.0009123	0.001125	0.0006572

ND substitution: RL or RL/2 if <15% NDs.

Confidence Interval

Constituent: Arsenic (mg/L) Analysis Run 4/18/2023 12:41 PM View: Appendix IV

Plant Bowen Client: Southern Company Data: Bowen AP-1

	BGWC-7	BGWC-8	BGWC-9
6/6/2016			0.0022
6/7/2016		0.00018 (J)	
6/8/2016	0.0024		
8/10/2016		<0.005	
8/11/2016	0.0024 (J)		0.0028 (J)
10/4/2016		<0.005	
10/5/2016			0.002 (J)
10/6/2016	<0.005		
12/2/2016		<0.005	
12/5/2016			<0.005
12/6/2016	<0.005		
2/14/2017		<0.005	
2/15/2017	0.003 (J)		0.0033 (J)
4/14/2017		0.0007 (J)	
4/17/2017			0.0028 (J)
4/18/2017	0.0029 (J)		
5/26/2017		0.0008 (J)	0.0035 (J)
6/2/2017	0.0031 (J)		
7/10/2017		0.0011 (J)	
7/11/2017			0.0033 (J)
7/14/2017	0.0017 (J)		
3/26/2018		0.0009 (J)	
3/27/2018	0.0028 (J)		0.0021 (J)
6/12/2018		0.00065 (J)	0.0015 (J)
6/13/2018	0.0023 (J)		
10/16/2018		0.00064 (J)	
10/17/2018			0.0035 (J)
10/18/2018	0.0015 (J)		
2/25/2019		<0.005	
2/28/2019	0.0011 (J)		
4/1/2019		0.00041 (J)	0.0026 (J)
4/2/2019	0.0016 (J)		
9/24/2019	0.0031 (J)	0.00047 (J)	0.0033 (J)
2/19/2020		0.0011 (J)	
2/20/2020			0.0019 (J)
2/21/2020	0.0018 (J)		
3/18/2020		0.00042 (J)	
3/19/2020	0.0018 (J)		0.0014 (J)
9/23/2020		<0.005	
9/24/2020			0.0021 (J)
9/25/2020	0.0025 (J)		
2/16/2021		<0.005	
2/17/2021			0.0019 (J)
2/18/2021	0.0026 (J)		
3/24/2021		0.0012 (J)	0.0025 (J)
3/30/2021	0.0017 (J)		
8/18/2021		0.0014 (J)	0.0025 (J)
8/19/2021	0.0045 (J)		
2/10/2022		<0.005	0.0018 (J)
2/11/2022	0.0022 (J)		
7/26/2022		<0.005	<0.005
7/28/2022	0.0024 (J)		

ND substitution: RL or RL/2 if <15% NDs.

Confidence Interval

Constituent: Arsenic (mg/L) Analysis Run 4/18/2023 12:41 PM View: Appendix IV

Plant Bowen Client: Southern Company Data: Bowen AP-1

	BGWC-7	BGWC-8	BGWC-9
Mean	0.002382	0.002499	0.002476
Std. Dev.	0.0007274	0.002147	0.0006395
Upper Lim.	0.002772	0.005	0.002829
Lower Lim.	0.001991	0.00065	0.002123

Confidence Interval

Constituent: Barium (mg/L) Analysis Run 4/18/2023 12:41 PM View: Appendix IV

Plant Bowen Client: Southern Company Data: Bowen AP-1

	BGWA-6	BGWC-10	BGWC-12	BGWC-14A	BGWC-16	BGWC-17
6/6/2016	0.015					
6/7/2016		0.091	0.027		0.027	0.017
8/10/2016	0.0142					
8/11/2016					0.0292	0.0152
8/12/2016			0.026			
8/16/2016		0.0667				
10/4/2016	0.0137					
10/6/2016			0.0308			
10/7/2016		0.0631			0.0295	0.0225
12/1/2016	0.0144					
12/5/2016			0.0258			
12/6/2016		0.0659			0.0367	0.0171
2/14/2017	0.0114					
2/15/2017			0.029			
2/16/2017		0.0621			0.0315	0.0187
4/13/2017	0.0115					
4/18/2017		0.0545	0.0294		0.0272	
4/19/2017						0.0183
5/25/2017	0.0122					
5/30/2017					0.0316	0.0179
6/2/2017		0.0555	0.0354			
7/7/2017	0.012					
7/12/2017		0.0572				
7/13/2017			0.0329			
7/14/2017					0.029	0.0191
3/27/2018		0.051			0.027	0.015
3/28/2018			0.034			
6/12/2018					0.029	
6/14/2018		0.053	0.032			0.016
10/16/2018	0.011					
10/17/2018			0.033			0.015
10/18/2018		0.053			0.026	
2/25/2019					0.028	
2/27/2019						0.014
2/28/2019		0.053	0.033			
4/1/2019			0.023			
4/2/2019	0.011	0.045			0.025	0.015
9/23/2019	0.012					
9/25/2019		0.047	0.035			
9/26/2019					0.031	0.023
2/18/2020	0.012					
2/20/2020		0.049			0.026	
2/24/2020			0.033			0.014
3/19/2020	0.013		0.034		0.027	0.017
3/23/2020		0.042				
5/22/2020				0.036		
6/23/2020				0.029		
7/28/2020				0.049		
9/2/2020				0.04		
9/23/2020	0.01					
9/24/2020		0.041			0.028	0.022
9/25/2020			0.038			

Confidence Interval

Constituent: Barium (mg/L) Analysis Run 4/18/2023 12:41 PM View: Appendix IV

Plant Bowen Client: Southern Company Data: Bowen AP-1

	BGWA-6	BGWC-10	BGWC-12	BGWC-14A	BGWC-16	BGWC-17
10/1/2020				0.039		
11/10/2020				0.037		
12/15/2020				0.042		
1/20/2021				0.042		
2/18/2021	0.012	0.039		0.036	0.028	0.017
2/19/2021			0.043			
3/24/2021			0.039	0.032	0.028	0.018
3/30/2021		0.041				
3/31/2021	0.052					
8/16/2021	0.044					
8/18/2021		0.036	0.042	0.04	0.027	
8/19/2021						0.015
2/9/2022	0.043			0.022		
2/11/2022		0.044	0.043		0.03	0.015
7/26/2022	0.016			0.038		
7/27/2022			0.045		0.033	0.015
7/28/2022		0.042				
Mean	0.01792	0.05236	0.03379	0.03708	0.02885	0.01713
Std. Dev.	0.01284	0.01238	0.005999	0.006664	0.002676	0.002654
Upper Lim.	0.016	0.05901	0.03701	0.04203	0.03029	0.01844
Lower Lim.	0.0114	0.04572	0.03057	0.03212	0.02741	0.01568

Confidence Interval

Constituent: Barium (mg/L) Analysis Run 4/18/2023 12:41 PM View: Appendix IV

Plant Bowen Client: Southern Company Data: Bowen AP-1

	BGWC-18	BGWC-19	BGWC-20	BGWC-21	BGWC-22	BGWC-23
6/8/2016	0.039	0.036	0.036	0.054	0.092	
6/9/2016						0.11
8/12/2016	0.031	0.0412	0.0283			
8/18/2016				0.0479	0.0953	0.0893
10/7/2016	0.0427	0.0427				
10/10/2016			0.0288	0.0433	0.0954	0.0839
12/6/2016	0.0398					
12/7/2016		0.0338	0.0279			0.0912
12/8/2016				0.0474	0.0991	
2/16/2017	0.0309	0.0407				
2/17/2017			0.0316	0.0483	0.0927	
2/20/2017						0.0813
4/19/2017	0.0325	0.042	0.0367	0.0486		0.087
4/20/2017					0.086	
6/1/2017	0.0331	0.0341	0.0361	0.0468		
6/5/2017					0.0875	0.084
7/14/2017	0.0349	0.0405				
7/17/2017						0.0809
7/18/2017			0.0346	0.0494		
7/19/2017					0.0877	
3/27/2018	0.027	0.029				
3/28/2018			0.03	0.043		
3/29/2018					0.088	0.085
6/13/2018			0.031			0.091
6/14/2018	0.032			0.042	0.093	
6/15/2018		0.032				
10/18/2018	0.033					
10/19/2018		0.037		0.038		
10/22/2018			0.03		0.088	0.087
2/27/2019	0.027		0.032			
3/1/2019		0.028			0.087	0.097
4/2/2019	0.028					
4/3/2019		0.033	0.029	0.033	0.082	0.087
9/26/2019	0.042	0.049	0.032			
9/27/2019					0.095	0.11
9/30/2019				0.036		
2/24/2020	0.028	0.024	0.033			
2/25/2020					0.062	0.12
2/26/2020				0.024		
3/20/2020	0.031	0.034		0.03	0.075	
3/23/2020			0.032			0.11
9/24/2020	0.031			0.031	0.093	0.12
9/28/2020		0.03	0.032			
2/18/2021	0.034	0.026	0.039			
2/19/2021				0.03	0.086	0.12
3/24/2021	0.031					
3/26/2021		0.028				0.12
3/29/2021			0.033	0.025	0.079	
8/19/2021	0.029					
8/20/2021		0.035	0.034	0.024		
8/23/2021					0.073	0.11
2/14/2022						0.11

Confidence Interval

Constituent: Barium (mg/L) Analysis Run 4/18/2023 12:41 PM View: Appendix IV

Plant Bowen Client: Southern Company Data: Bowen AP-1

	BGWC-18	BGWC-19	BGWC-20	BGWC-21	BGWC-22	BGWC-23
2/15/2022					0.074	
2/16/2022	0.032	0.036	0.035	0.028		
7/27/2022	0.029	0.039	0.032			
7/28/2022				0.025		
8/1/2022						0.099
8/2/2022					0.074	
Mean	0.03263	0.03505	0.03245	0.03784	0.08567	0.0988
Std. Dev.	0.004555	0.00619	0.002928	0.009932	0.009353	0.01433
Upper Lim.	0.03508	0.03837	0.03403	0.04332	0.09069	0.11
Lower Lim.	0.03019	0.03172	0.03088	0.03236	0.08065	0.085

Confidence Interval

Constituent: Barium (mg/L) Analysis Run 4/18/2023 12:41 PM View: Appendix IV

Plant Bowen Client: Southern Company Data: Bowen AP-1

	BGWC-24	BGWC-25	BGWC-30	BGWC-31	BGWC-32	BGWC-34D
6/8/2016		0.038				
6/9/2016	0.14					
8/15/2016		0.0321				
8/18/2016	0.113					
10/10/2016	0.0888	0.0283				
12/7/2016	0.0289					
12/8/2016		0.0294				
1/23/2017			0.237			
2/7/2017			0.191			
2/20/2017	0.0999	0.0275				
3/27/2017			0.197			
4/17/2017			0.192			
4/19/2017	0.114					
4/20/2017		0.0279				
5/22/2017			0.197			
6/1/2017		0.0313				
6/5/2017	0.135		0.201			
7/11/2017			0.179			
7/17/2017	0.134	0.0251				
8/23/2017			0.15			
3/26/2018			0.1			
3/28/2018		0.018				
3/29/2018	0.08					
6/13/2018	0.1					
6/14/2018		0.019				
6/15/2018			0.087			
10/18/2018				0.055		
10/19/2018						0.038
10/22/2018	0.1	0.018	0.1		0.096	
3/1/2019	0.12	0.021	0.078			
4/2/2019			0.075			
4/3/2019	0.095					
4/4/2019		0.016		0.032		0.031
4/5/2019					0.085	
9/24/2019				0.038		0.036
9/26/2019					0.12	
9/27/2019			0.08			
9/30/2019	0.098	0.016				
2/26/2020	0.1	0.015	0.062	0.033		
2/27/2020					0.092	0.036
3/23/2020			0.075	0.038		
3/24/2020		0.015			0.094	0.043
3/25/2020	0.096					
9/25/2020	0.088		0.07		0.14	
9/28/2020		0.016		0.038		0.042
2/19/2021	0.081					0.053
2/22/2021				0.041		
2/23/2021		0.019			0.13	
3/8/2021			0.074			
3/25/2021			0.06			
3/26/2021	0.075	0.018				
3/29/2021				0.039		

Confidence Interval

Constituent: Barium (mg/L) Analysis Run 4/18/2023 12:41 PM View: Appendix IV

Plant Bowen Client: Southern Company Data: Bowen AP-1

	BGWC-24	BGWC-25	BGWC-30	BGWC-31	BGWC-32	BGWC-34D
3/30/2021					0.13	0.048
8/19/2021		0.019	0.094			
8/20/2021				0.041		
8/23/2021	0.077					
8/24/2021						0.048
8/25/2021					0.099	
2/14/2022			0.072			
2/15/2022	0.077					
2/16/2022		0.019		0.042	0.096	0.052
7/27/2022		0.016				
7/28/2022				0.039		0.051
7/29/2022					0.09	
8/1/2022			0.061			
8/2/2022	0.022					
10/21/2022	0.057 (R)					
Mean	0.09216	0.02203	0.1196	0.03964	0.1065	0.04345
Std. Dev.	0.02945	0.006693	0.05938	0.005971	0.01946	0.007488
Upper Lim.	0.1076	0.02513	0.191	0.04429	0.1222	0.04969
Lower Lim.	0.07675	0.01829	0.074	0.03486	0.09054	0.03721

Confidence Interval

Constituent: Barium (mg/L) Analysis Run 4/18/2023 12:41 PM View: Appendix IV

Plant Bowen Client: Southern Company Data: Bowen AP-1

	BGWC-35D	BGWC-36D	BGWC-37D	BGWC-38D	BGWC-39	BGWC-40
10/17/2018		0.11				
10/22/2018	0.065					
4/2/2019		0.074				
4/4/2019	0.071					
9/26/2019	0.085					
9/27/2019		0.084				
2/25/2020	0.099		0.12			
2/26/2020		0.064				
2/27/2020				0.24	0.06	
2/28/2020						0.045
3/23/2020		0.062				
3/24/2020			0.1	0.17	0.04	
3/25/2020	0.12					0.048
9/2/2020				0.19		
9/25/2020	0.11		0.1			
9/28/2020		0.067				
9/29/2020					0.096	0.047
2/22/2021	0.091		0.09		0.054	0.061
3/8/2021		0.073				
3/9/2021				0.096		
3/25/2021		0.073				
3/26/2021	0.07		0.089			
3/29/2021				0.082		
3/30/2021						0.06
3/31/2021					0.06	
8/19/2021				0.14		
8/20/2021	0.069		0.09			
8/23/2021		0.066				
8/24/2021					0.065	0.053
2/14/2022		0.064		0.15		
2/16/2022					0.067	0.055
2/17/2022	0.071		0.087			
7/28/2022	0.06		0.094			0.047
7/29/2022		0.062				
8/2/2022				0.12	0.07	
Mean	0.08282	0.07264	0.09625	0.1485	0.064	0.052
Std. Dev.	0.01982	0.01407	0.01078	0.05158	0.01594	0.006211
Upper Lim.	0.09933	0.084	0.12	0.2032	0.08089	0.05858
Lower Lim.	0.0663	0.062	0.087	0.09383	0.04711	0.04542

Confidence Interval

Constituent: Barium (mg/L) Analysis Run 4/18/2023 12:41 PM View: Appendix IV

Plant Bowen Client: Southern Company Data: Bowen AP-1

	BGWC-41D	BGWC-42D	BGWC-43D	BGWC-44D	BGWC-49D	BGWC-50D
9/2/2020	0.046					
9/3/2020		0.087	0.083	0.02		
2/18/2021				0.026		
2/22/2021	0.053	0.13				
3/8/2021			0.068			
3/29/2021			0.065			
3/31/2021	0.058			0.025		
4/1/2021		0.058				
4/19/2021					0.077	0.033
8/18/2021				0.021		0.028
8/20/2021		0.12				
8/23/2021			0.07			
8/24/2021	0.06				0.094	
2/9/2022				0.023		0.049
2/15/2022	0.063		0.076			
2/17/2022		0.12			0.077	
7/26/2022				0.022		0.051
7/28/2022		0.084				
7/29/2022	0.06					
8/1/2022			0.066		0.062	
Mean	0.05667	0.09983	0.07133	0.02283	0.0775	0.04025
Std. Dev.	0.006186	0.02789	0.006919	0.002317	0.01308	0.01147
Upper Lim.	0.06516	0.1381	0.08084	0.02602	0.1072	0.06629
Lower Lim.	0.04817	0.06152	0.06183	0.01965	0.04781	0.01421

Confidence Interval

Constituent: Barium (mg/L) Analysis Run 4/18/2023 12:41 PM View: Appendix IV

Plant Bowen Client: Southern Company Data: Bowen AP-1

	BGWC-51	BGWC-52	BGWC-7	BGWC-8	BGWC-9
6/6/2016					0.034
6/7/2016				0.0051	
6/8/2016			0.048		
8/10/2016				0.0264	
8/11/2016			0.0428		0.0305
10/4/2016				0.0316	
10/5/2016					0.0289
10/6/2016			0.0404		
12/2/2016				0.026	
12/5/2016					0.0269
12/6/2016			0.0385		
2/14/2017				0.0299	
2/15/2017			0.039		0.0299
4/14/2017				0.0275	
4/17/2017					0.0318
4/18/2017			0.0392		
5/26/2017				0.0328	0.0341
6/2/2017			0.0407		
7/10/2017				0.0305	
7/11/2017					0.0355
7/14/2017			0.0394		
3/26/2018				0.029	
3/27/2018			0.039		0.026
6/12/2018				0.031	0.024
6/13/2018			0.038		
10/16/2018				0.034	
10/17/2018					0.037
10/18/2018			0.037		
2/25/2019				0.03	
2/28/2019			0.041		
4/1/2019				0.025	0.027
4/2/2019			0.031		
9/24/2019			0.035	0.03	0.035
2/19/2020				0.032	
2/20/2020					0.025
2/21/2020			0.03		
3/18/2020				0.028	
3/19/2020			0.031		0.028
9/23/2020				0.029	
9/24/2020					0.031
9/25/2020			0.03		
1/28/2021	0.061	0.076			
2/16/2021				0.028	
2/17/2021					0.03
2/18/2021			0.031		
2/23/2021	0.054	0.095			
3/24/2021				0.027	0.026
3/30/2021	0.051	0.084	0.035		
8/18/2021				0.029	0.025
8/19/2021			0.028		
8/23/2021	0.044	0.063			
2/10/2022				0.027	0.026

Confidence Interval

Constituent: Barium (mg/L) Analysis Run 4/18/2023 12:41 PM View: Appendix IV

Plant Bowen Client: Southern Company Data: Bowen AP-1

	BGWC-51	BGWC-52	BGWC-7	BGWC-8	BGWC-9
2/11/2022			0.029		
2/14/2022	0.011	0.029			
7/26/2022				0.029	0.029
7/28/2022		0.021	0.028		
8/1/2022	0.0081				
Mean	0.03818	0.06133	0.03595	0.02808	0.02955
Std. Dev.	0.02286	0.03012	0.005493	0.00561	0.003848
Upper Lim.	0.06959	0.1027	0.0389	0.03052	0.03168
Lower Lim.	0.006781	0.01995	0.03301	0.02708	0.02743

Confidence Interval

Constituent: Beryllium (mg/L) Analysis Run 4/18/2023 12:41 PM View: Appendix IV

Plant Bowen Client: Southern Company Data: Bowen AP-1

	BGWC-12	BGWC-16	BGWC-17	BGWC-18	BGWC-19	BGWC-22
6/7/2016	<0.0005	<0.003	<0.0005			
6/8/2016				<0.0005	<0.003	<0.003
8/11/2016		<0.003	<0.0005			
8/12/2016	<0.0005			<0.0005	<0.003	
8/18/2016						<0.003
10/6/2016	<0.0005					
10/7/2016		<0.003	<0.0005	<0.0005	<0.003	
10/10/2016						<0.003
12/5/2016	<0.0005					
12/6/2016		<0.003	<0.0005	<0.0005		
12/7/2016					<0.003	
12/8/2016						<0.003
2/15/2017	<0.0005					
2/16/2017		<0.003	<0.0005	<0.0005	<0.003	
2/17/2017						<0.003
4/18/2017	<0.0005	<0.003				
4/19/2017			<0.0005	<0.0005	8E-05 (J)	
4/20/2017						<0.003
5/30/2017		<0.003	<0.0005			
6/1/2017				9E-05 (J)	7E-05 (J)	
6/2/2017	<0.0005					
6/5/2017						<0.003
7/13/2017	<0.0005					
7/14/2017		<0.003	<0.0005	<0.0005	<0.003	
7/19/2017						<0.003
3/27/2018		<0.003	<0.0005	<0.0005	<0.003	
3/28/2018	<0.0005					
3/29/2018						<0.003
2/25/2019		8.7E-05 (J)				
2/27/2019			<0.0005	0.00011 (J)		
2/28/2019	7.6E-05 (J)					
3/1/2019					<0.003	0.00012 (J)
4/1/2019	<0.0005					
4/2/2019		6.3E-05 (J)	<0.0005	5.2E-05 (J)		
4/3/2019					<0.003	6.7E-05 (J)
9/25/2019	<0.0005					
9/26/2019		8E-05 (J)	<0.0005	<0.0005	<0.003	
9/27/2019						9.9E-05 (J)
2/20/2020		0.00012 (J)				
2/24/2020	<0.0005		<0.0005	<0.0005	<0.003	
2/25/2020						9.3E-05 (J)
3/19/2020	<0.0005	0.00012 (J)	<0.0005			
3/20/2020				7.6E-05 (J)	<0.003	8.8E-05 (J)
9/24/2020		0.00011 (J)	5.4E-05 (J)	<0.0005		0.00012 (J)
9/25/2020	<0.0005					
9/28/2020					8.8E-05 (J)	
2/18/2021		0.00013 (J)	6.5E-05 (J)	6.8E-05 (J)	5.2E-05 (J)	
2/19/2021	4.6E-05 (J)					0.00013 (J)
3/24/2021	<0.0005	0.00014 (J)	<0.0005	6.1E-05 (J)		
3/26/2021					5.5E-05 (J)	
3/29/2021						0.00011 (J)
8/18/2021	<0.0005	0.00013 (J)				

ND substitution: RL or RL/2 if <15% NDs.

Confidence Interval

Constituent: Beryllium (mg/L) Analysis Run 4/18/2023 12:41 PM View: Appendix IV

Plant Bowen Client: Southern Company Data: Bowen AP-1

	BGWC-12	BGWC-16	BGWC-17	BGWC-18	BGWC-19	BGWC-22
8/19/2021			6.1E-05 (J)	<0.0005		
8/20/2021					8.7E-05 (J)	
8/23/2021						0.00011 (J)
2/11/2022	<0.0005	0.00013 (J)	<0.0005			
2/15/2022						0.00012 (J)
2/16/2022				6.3E-05 (J)	0.0001 (J)	
7/27/2022	<0.0005	0.00017 (J)	5.8E-05 (J)	<0.0005	6.1E-05 (J)	
8/2/2022						0.00012 (J)
Mean	0.0004561	0.001414	0.0004119	0.000351	0.00183	0.001409
Std. Dev.	0.0001352	0.001472	0.0001808	0.0002086	0.001471	0.001477
Upper Lim.	0.0005	0.003	0.0005	0.0005	0.003	0.003
Lower Lim.	7.6E-05	0.00012	6.5E-05	7.6E-05	8E-05	0.00011

ND substitution: RL or RL/2 if <15% NDs.

Confidence Interval

Constituent: Beryllium (mg/L) Analysis Run 4/18/2023 12:41 PM View: Appendix IV

Plant Bowen Client: Southern Company Data: Bowen AP-1

	BGWC-23	BGWC-24	BGWC-36D	BGWC-38D	BGWC-39	BGWC-51
6/9/2016	<0.0005	<0.0005				
8/18/2016	<0.0005	<0.0005				
10/10/2016	<0.0005	<0.0005				
12/7/2016	<0.0005	<0.0005				
2/20/2017	<0.0005	<0.0005				
4/19/2017	<0.0005	<0.0005				
6/5/2017	<0.0005	<0.0005				
7/17/2017	<0.0005	<0.0005				
3/29/2018	<0.0005	<0.0005				
3/1/2019	<0.0005	<0.0005				
4/2/2019			7E-05 (J)			
4/3/2019	<0.0005	<0.0005				
9/27/2019	<0.0005		<0.0005			
9/30/2019		9.3E-05 (J)				
2/25/2020	<0.0005					
2/26/2020		0.0001 (J)	<0.0005			
2/27/2020				8.8E-05 (J)	<0.0005	
3/23/2020	<0.0005		<0.0005			
3/24/2020				<0.0005	7.9E-05 (J)	
3/25/2020		0.0001 (J)				
9/2/2020				6E-05 (J)		
9/24/2020	5.4E-05 (J)					
9/25/2020		0.00013 (J)				
9/28/2020			<0.0005			
9/29/2020					<0.0005	
1/28/2021						8.3E-05 (J)
2/19/2021	<0.0005	0.00018 (J)				
2/22/2021					<0.0005	
2/23/2021						0.00011 (J)
3/8/2021			<0.0005			
3/9/2021				<0.0005		
3/25/2021			<0.0005			
3/26/2021	<0.0005	<0.0005				
3/29/2021				<0.0005		
3/30/2021						0.00021 (J)
3/31/2021					<0.0005	
8/19/2021				5.9E-05 (J)		
8/23/2021	<0.0005	0.00017 (J)	<0.0005			0.00013 (J)
8/24/2021					<0.0005	
2/14/2022	<0.0005		<0.0005	<0.0005		7E-05 (J)
2/15/2022		0.00027 (J)				
2/16/2022					<0.0005	
7/29/2022			<0.0005			
8/1/2022	<0.0005					<0.0005
8/2/2022		<0.0005		5.4E-05 (J)	<0.0005	
10/21/2022		0.00022 (JR)				
Mean	0.0004777	0.0003697	0.000457	0.0002826	0.0004474	0.0001838
Std. Dev.	9.973E-05	0.0001744	0.000136	0.0002326	0.0001488	0.0001626
Upper Lim.	0.0005	0.0005	0.0005	0.0005	0.0005	0.0001879
Lower Lim.	5.4E-05	0.00017	0.0005	5.4E-05	7.9E-05	6.138E-05

ND substitution: RL or RL/2 if <15% NDs.

Confidence Interval

Constituent: Beryllium (mg/L) Analysis Run 4/18/2023 12:41 PM View: Appendix IV

Plant Bowen Client: Southern Company Data: Bowen AP-1

	BGWC-52
1/28/2021	<0.0005
2/23/2021	<0.0005
3/30/2021	5.2E-05 (J)
8/23/2021	<0.0005
2/14/2022	<0.0005
7/28/2022	<0.0005
Mean	0.0004253
Std. Dev.	0.0001829
Upper Lim.	0.0005
Lower Lim.	5.2E-05

ND substitution: RL or RL/2 if <15% NDs.

Confidence Interval

Constituent: Cadmium (mg/L) Analysis Run 4/18/2023 12:41 PM View: Appendix IV

Plant Bowen Client: Southern Company Data: Bowen AP-1

	BGWC-14A	BGWC-16	BGWC-17	BGWC-18	BGWC-19	BGWC-20
6/7/2016		0.0011 (J)	<0.0005			
6/8/2016				0.00063 (J)	<0.0005	<0.0005
8/11/2016		0.0011	0.0001 (J)			
8/12/2016				0.0004 (J)	<0.0005	<0.0005
10/7/2016		0.0012	0.0002 (J)	0.0008 (J)	0.0001 (J)	
10/10/2016						<0.0005
12/6/2016		0.0012	0.0001 (J)	0.0006 (J)		
12/7/2016					<0.0005	<0.0005
2/16/2017		0.0015	0.0001 (J)	0.0002 (J)	<0.0005	
2/17/2017						8E-05 (J)
4/18/2017		0.0012				
4/19/2017			0.0001 (J)	9E-05 (J)	<0.0005	<0.0005
5/30/2017		0.0011	0.0002 (J)			
6/1/2017				0.0003 (J)	0.0001 (J)	<0.0005
7/14/2017		0.0012	0.0002 (J)	0.0002 (J)	<0.0005	
7/18/2017						<0.0005
3/27/2018		0.0013	<0.0005	<0.0005	<0.0005	
3/28/2018						<0.0005
6/12/2018		0.0011				
6/13/2018						<0.0005
6/14/2018			0.00015 (J)	<0.0005		
6/15/2018					<0.0005	
10/17/2018			<0.0005			
10/18/2018		0.0012		0.00032 (J)		
10/19/2018					<0.0005	
10/22/2018						<0.0005
2/25/2019		0.0016				
2/27/2019			<0.0005	<0.0005		<0.0005
3/1/2019					<0.0005	
4/2/2019		0.0014	<0.0005	7.3E-05 (J)		
4/3/2019					<0.0005	<0.0005
9/26/2019		0.0017 (J)	0.00015 (J)	<0.0005	0.0002 (J)	<0.0005
2/20/2020		0.0019 (J)				
2/24/2020			<0.0005	0.00024 (J)	<0.0005	<0.0005
3/19/2020		0.0017 (J)	<0.0005			
3/20/2020				<0.0005	<0.0005	
3/23/2020						<0.0005
5/22/2020	<0.0005					
6/23/2020	<0.0005					
7/28/2020	<0.0005					
9/2/2020	0.00014 (J)					
9/24/2020		0.0018 (J)	0.00024 (J)	<0.0005		
9/28/2020					<0.0005	<0.0005
10/1/2020	0.00019 (J)					
11/10/2020	0.00019 (J)					
12/15/2020	0.00017					
1/20/2021	<0.0005					
2/18/2021	<0.0005	0.0018	<0.0005	<0.0005	<0.0005	<0.0005
3/24/2021	0.00016 (J)	0.0018	<0.0005	<0.0005		
3/26/2021					<0.0005	
3/29/2021						<0.0005
8/18/2021	0.00021 (J)	0.0018				

ND substitution: RL or RL/2 if <15% NDs.

Confidence Interval

Constituent: Cadmium (mg/L) Analysis Run 4/18/2023 12:41 PM View: Appendix IV

Plant Bowen Client: Southern Company Data: Bowen AP-1

	BGWC-14A	BGWC-16	BGWC-17	BGWC-18	BGWC-19	BGWC-20
8/19/2021			0.00017 (J)	<0.0005		
8/20/2021					<0.0005	<0.0005
2/9/2022	0.00021 (J)					
2/11/2022		0.0019	0.00016 (J)			
2/16/2022				<0.0005	<0.0005	<0.0005
7/26/2022	0.0004 (J)					
7/27/2022		0.0024	0.00029 (J)	<0.0005	<0.0005	<0.0005
Mean	0.0003208	0.0015	0.0003027	0.0004251	0.00045	0.0004809
Std. Dev.	0.0001599	0.0003599	0.0001739	0.0001792	0.00013	8.954E-05
Upper Lim.	0.0005	0.001693	0.0005	0.0003808	0.0005	0.0005
Lower Lim.	0.00016	0.001307	0.00015	0.0001718	0.0002	8E-05

ND substitution: RL or RL/2 if <15% NDs.

Confidence Interval

Constituent: Cadmium (mg/L) Analysis Run 4/18/2023 12:41 PM View: Appendix IV

Plant Bowen Client: Southern Company Data: Bowen AP-1

	BGWC-22	BGWC-23	BGWC-24	BGWC-30	BGWC-38D	BGWC-39
6/8/2016	<0.005					
6/9/2016		<0.0005	0.00052 (J)			
8/18/2016	<0.005	<0.0005	0.0009 (J)			
10/10/2016	<0.005	<0.0005	0.0017			
12/7/2016		<0.0005	0.0004 (J)			
12/8/2016	0.0002 (J)					
1/23/2017				0.0003 (J)		
2/7/2017				0.0006 (J)		
2/17/2017	<0.005					
2/20/2017		<0.0005	0.0028			
3/27/2017				0.0003 (J)		
4/17/2017				0.0002 (J)		
4/19/2017		<0.0005	0.0035			
4/20/2017	<0.005					
5/22/2017				0.0003 (J)		
6/5/2017	<0.005	<0.0005	0.0035	0.0003 (J)		
7/11/2017				0.0005 (J)		
7/17/2017		<0.0005	0.0037			
7/19/2017	<0.005					
8/23/2017				0.0004 (J)		
3/26/2018				<0.0005		
3/29/2018	<0.005	<0.0005	0.0063			
6/13/2018		<0.0005	0.0053			
6/14/2018	<0.005					
6/15/2018				0.0002 (J)		
10/22/2018	<0.005	<0.0005	0.0053	<0.0005		
3/1/2019	0.00013 (J)	0.00019 (J)	0.0058	<0.0005		
4/2/2019				7.9E-05 (J)		
4/3/2019	<0.005	<0.0005	0.0053			
9/27/2019	<0.005	<0.0005		<0.0005		
9/30/2019			0.0075			
2/25/2020	<0.005	<0.0005				
2/26/2020			0.0064	<0.0005		
2/27/2020					0.00081 (J)	<0.0005
3/20/2020	<0.005					
3/23/2020		<0.0005		<0.0005		
3/24/2020					<0.0005	<0.0005
3/25/2020			0.0082			
9/2/2020					0.00032 (J)	
9/24/2020	0.00033 (J)	<0.0005				
9/25/2020			0.0081	<0.0005		
9/29/2020						0.0002 (J)
2/19/2021	0.00038 (J)	<0.0005	0.0068			
2/22/2021						0.00014 (J)
3/8/2021				<0.0005		
3/9/2021					<0.0005	
3/25/2021				<0.0005		
3/26/2021		<0.0005	0.0062			
3/29/2021	<0.005				<0.0005	
3/31/2021						0.00018 (J)
8/19/2021				<0.0005	<0.0005	
8/23/2021	0.00019 (J)	<0.0005	0.0039			

ND substitution: RL or RL/2 if <15% NDs.

Confidence Interval

Constituent: Cadmium (mg/L) Analysis Run 4/18/2023 12:41 PM View: Appendix IV

Plant Bowen Client: Southern Company Data: Bowen AP-1

	BGWC-22	BGWC-23	BGWC-24	BGWC-30	BGWC-38D	BGWC-39
8/24/2021						0.00031 (J)
2/14/2022		<0.0005		<0.0005	<0.0005	
2/15/2022	0.0002 (J)		0.0042			
2/16/2022						0.00012 (J)
8/1/2022		<0.0005		<0.0005		
8/2/2022	0.00012 (J)		0.00026 (J)		<0.0005	<0.0005
10/21/2022			0.0031 (R)			
Mean	0.00348	0.0004859	0.004334	0.0004172	0.0005163	0.0003063
Std. Dev.	0.002279	6.609E-05	0.002459	0.0001357	0.0001344	0.00017
Upper Lim.	0.005	0.0005	0.00562	0.0005	0.00081	0.0002541
Lower Lim.	0.00033	0.00019	0.003048	0.0003	0.00032	0.0001271

ND substitution: RL or RL/2 if <15% NDs.

Confidence Interval

Constituent: Cadmium (mg/L) Analysis Run 4/18/2023 12:41 PM View: Appendix IV

Plant Bowen Client: Southern Company Data: Bowen AP-1

	BGWC-43D	BGWC-51	BGWC-52
9/3/2020	0.0011 (J)		
1/28/2021		0.00031 (J)	0.00025 (J)
2/23/2021		0.00043 (J)	<0.0005
3/8/2021	0.0003 (J)		
3/29/2021	0.00019 (J)		
3/30/2021		0.0007	0.00018 (J)
8/23/2021	0.00036 (J)	0.00043 (J)	0.00018 (J)
2/14/2022		<0.0005	<0.0005
2/15/2022	0.0015		
7/28/2022			<0.0005
8/1/2022	0.0011	<0.0005	
Mean	0.0007583	0.0004783	0.0003517
Std. Dev.	0.0005432	0.0001289	0.0001645
Upper Lim.	0.001505	0.000601	0.0005
Lower Lim.	1.214E-05	0.0002156	0.00018

ND substitution: RL or RL/2 if <15% NDs.

Confidence Interval

Constituent: Chromium (mg/L) Analysis Run 4/18/2023 12:41 PM View: Appendix IV

Plant Bowen Client: Southern Company Data: Bowen AP-1

	BGWA-6	BGWC-10	BGWC-12	BGWC-14A	BGWC-16	BGWC-17
6/6/2016	<0.005					
6/7/2016		<0.005	<0.005		<0.005	<0.005
8/10/2016	0.0044 (J)					
8/11/2016					<0.005	<0.005
8/12/2016			<0.005			
8/16/2016		<0.005				
10/4/2016	<0.005					
10/6/2016			<0.005			
10/7/2016		<0.005			<0.005	<0.005
12/1/2016	<0.005					
12/5/2016			<0.005			
12/6/2016		<0.005			<0.005	<0.005
2/14/2017	<0.005					
2/15/2017			<0.005			
2/16/2017		<0.005			<0.005	<0.005
4/13/2017	<0.005					
4/18/2017		<0.005	<0.005		<0.005	
4/19/2017						<0.005
5/25/2017	<0.005					
5/30/2017					<0.005	<0.005
6/2/2017		<0.005	0.0003 (J)			
7/7/2017	<0.005					
7/12/2017		<0.005				
7/13/2017			<0.005			
7/14/2017					<0.005	<0.005
3/27/2018		<0.005			<0.005	<0.005
3/28/2018			<0.005			
2/25/2019					<0.005	
2/27/2019						<0.005
2/28/2019		<0.005	<0.005			
4/1/2019			<0.005			
4/2/2019	<0.005	<0.005			<0.005	0.00044 (J)
9/23/2019	<0.005					
9/25/2019		<0.005	0.00055 (J)			
9/26/2019					<0.005	<0.005
2/18/2020	<0.005					
2/20/2020		<0.005			<0.005	
2/24/2020			<0.005			<0.005
3/19/2020	0.0015 (J)		0.0004 (J)		0.00071 (J)	0.00039 (J)
3/23/2020		0.0011 (J)				
5/22/2020				<0.005		
6/23/2020				<0.005		
7/28/2020				<0.005		
9/2/2020				<0.005		
9/23/2020	<0.005					
9/24/2020		<0.005			<0.005	<0.005
9/25/2020			0.00058 (J)			
10/1/2020				<0.005		
11/10/2020				<0.005		
12/15/2020				<0.005		
1/20/2021				<0.005		
2/18/2021	<0.005	<0.005		0.026	0.0019 (J)	<0.005

ND substitution: RL or RL/2 if <15% NDs.

Confidence Interval

Constituent: Chromium (mg/L) Analysis Run 4/18/2023 12:41 PM View: Appendix IV

Plant Bowen Client: Southern Company Data: Bowen AP-1

	BGWA-6	BGWC-10	BGWC-12	BGWC-14A	BGWC-16	BGWC-17
2/19/2021			<0.005			
3/24/2021			0.00079 (J)	<0.005	<0.005	<0.005
3/30/2021		<0.005				
3/31/2021	<0.005					
8/16/2021	<0.005					
8/18/2021		<0.005	<0.005	<0.005	<0.005	
8/19/2021						<0.005
2/9/2022	<0.005			<0.005		
2/11/2022		<0.005	<0.005		<0.005	<0.005
7/26/2022	<0.005			<0.005		
7/27/2022			<0.005		<0.005	<0.005
7/28/2022		<0.005				
Mean	0.004772	0.004805	0.003881	0.006615	0.00463	0.004541
Std. Dev.	0.0008288	0.0008721	0.00199	0.005824	0.001154	0.001411
Upper Lim.	0.005	0.005	0.005	0.026	0.005	0.005
Lower Lim.	0.0044	0.0011	0.00079	0.005	0.0019	0.00044

ND substitution: RL or RL/2 if <15% NDs.

Confidence Interval

Constituent: Chromium (mg/L) Analysis Run 4/18/2023 12:41 PM View: Appendix IV

Plant Bowen Client: Southern Company Data: Bowen AP-1

	BGWC-18	BGWC-20	BGWC-21	BGWC-23	BGWC-24	BGWC-25
6/8/2016	<0.005	<0.005	<0.005			<0.005
6/9/2016				<0.005	<0.005	
8/12/2016	<0.005	<0.005				
8/15/2016						<0.005
8/18/2016			<0.005	<0.005	<0.005	
10/7/2016	0.0011 (J)					
10/10/2016		<0.005	<0.005	<0.005	0.0009 (J)	<0.005
12/6/2016	<0.005					
12/7/2016		<0.005		0.002 (J)	<0.005	
12/8/2016			<0.005			<0.005
2/16/2017	<0.005					
2/17/2017		<0.005	<0.005			
2/20/2017				<0.005	<0.005	<0.005
4/19/2017	<0.005	<0.005	<0.005	<0.005	<0.005	
4/20/2017						<0.005
6/1/2017	<0.005	<0.005	<0.005			<0.005
6/5/2017				<0.005	<0.005	
7/14/2017	<0.005					
7/17/2017				<0.005	<0.005	<0.005
7/18/2017		<0.005	<0.005			
3/27/2018	<0.005					
3/28/2018		<0.005	<0.005			<0.005
3/29/2018				<0.005	<0.005	
2/27/2019	<0.005	0.0048 (J)				
3/1/2019				0.0033 (J)	<0.005	<0.005
4/2/2019	<0.005					
4/3/2019		0.00088 (J)	<0.005	0.00057 (J)	<0.005	
4/4/2019						<0.005
9/26/2019	<0.005	0.0022 (J)				
9/27/2019				<0.005		
9/30/2019			<0.005		<0.005	0.0021 (J)
2/24/2020	<0.005	0.00096 (J)				
2/25/2020				<0.005		
2/26/2020			<0.005		0.00051 (J)	<0.005
3/20/2020	0.00046 (J)		0.00041 (J)			
3/23/2020		0.00091 (J)		0.00043 (J)		
3/24/2020						<0.005
3/25/2020					<0.005	
9/24/2020	<0.005		<0.005	<0.005		
9/25/2020					0.00058 (J)	
9/28/2020		0.0028 (J)				<0.005
2/18/2021	<0.005	0.00078 (J)				
2/19/2021			<0.005	<0.005	<0.005	
2/23/2021						<0.005
3/24/2021	0.00065 (J)					
3/26/2021				<0.005	<0.005	<0.005
3/29/2021		0.0011 (J)	0.0025 (J)			
8/19/2021	<0.005					<0.005
8/20/2021		<0.005	<0.005			
8/23/2021				0.0015 (J)	<0.005	
2/14/2022				<0.005		
2/15/2022					<0.005	

ND substitution: RL or RL/2 if <15% NDs.

Confidence Interval

Constituent: Chromium (mg/L) Analysis Run 4/18/2023 12:41 PM View: Appendix IV

Plant Bowen Client: Southern Company Data: Bowen AP-1

	BGWC-18	BGWC-20	BGWC-21	BGWC-23	BGWC-24	BGWC-25
2/16/2022	<0.005	<0.005	<0.005			<0.005
7/27/2022	<0.005	<0.005				<0.005
7/28/2022			<0.005			
8/1/2022				<0.005		
8/2/2022					<0.005	
10/21/2022					<0.005 (R)	
Mean	0.00436	0.003721	0.004627	0.00414	0.00438	0.004855
Std. Dev.	0.001565	0.001822	0.001171	0.00162	0.001556	0.0006485
Upper Lim.	0.005	0.005	0.005	0.005	0.005	0.005
Lower Lim.	0.0011	0.0011	0.0025	0.0033	0.0009	0.0021

ND substitution: RL or RL/2 if <15% NDs.

Confidence Interval

Constituent: Chromium (mg/L) Analysis Run 4/18/2023 12:41 PM View: Appendix IV

Plant Bowen Client: Southern Company Data: Bowen AP-1

	BGWC-30	BGWC-31	BGWC-32	BGWC-35D	BGWC-36D	BGWC-37D
1/23/2017	0.001 (J)					
2/7/2017	<0.005					
3/27/2017	<0.005					
4/17/2017	<0.005					
5/22/2017	0.0004 (J)					
6/5/2017	0.0004 (J)					
7/11/2017	0.0012 (J)					
8/23/2017	0.0009 (J)					
3/26/2018	<0.005					
3/1/2019	<0.005					
4/2/2019	0.00095 (J)				0.001 (J)	
4/4/2019		<0.005		0.0011 (J)		
4/5/2019			<0.005			
9/24/2019		0.00064 (J)				
9/26/2019			0.00062 (J)	0.00067 (J)		
9/27/2019	0.00056 (J)				0.0006 (J)	
2/25/2020				<0.005		<0.005
2/26/2020	0.00073 (J)	<0.005			<0.005	
2/27/2020			0.00072 (J)			
3/23/2020	0.00098 (J)	0.0011 (J)			<0.005	
3/24/2020			0.0012 (J)			0.00068 (J)
3/25/2020				<0.005		
9/25/2020	0.00087 (J)		0.00057 (J)	0.00072 (J)		0.00068 (J)
9/28/2020		0.00056 (J)			<0.005	
2/22/2021		<0.005		<0.005		<0.005
2/23/2021			<0.005			
3/8/2021	0.0011 (J)				0.00057 (J)	
3/25/2021	0.00082 (J)				0.00057 (J)	
3/26/2021				<0.005		<0.005
3/29/2021		<0.005				
3/30/2021			<0.005			
8/19/2021	<0.005					
8/20/2021		<0.005		<0.005		<0.005
8/23/2021					<0.005	
8/25/2021			0.0043 (J)			
2/14/2022	0.0014 (J)				<0.005	
2/16/2022		<0.005	<0.005			
2/17/2022				<0.005		<0.005
7/28/2022		<0.005		<0.005		<0.005
7/29/2022			<0.005		<0.005	
8/1/2022	<0.005					
Mean	0.002315	0.00373	0.003241	0.003749	0.003274	0.00392
Std. Dev.	0.002035	0.00205	0.002137	0.002017	0.002232	0.002
Upper Lim.	0.005	0.005	0.005	0.005	0.005	0.005
Lower Lim.	0.00082	0.00064	0.00062	0.00072	0.00057	0.00068

ND substitution: RL or RL/2 if <15% NDs.

Confidence Interval

Constituent: Chromium (mg/L) Analysis Run 4/18/2023 12:41 PM View: Appendix IV

Plant Bowen Client: Southern Company Data: Bowen AP-1

	BGWC-38D	BGWC-39	BGWC-40	BGWC-41D	BGWC-42D	BGWC-43D
2/27/2020	0.0031 (J)	<0.005				
2/28/2020			0.00043 (J)			
3/24/2020	0.00042 (J)	0.001 (J)				
3/25/2020			0.00058 (J)			
9/2/2020	<0.005			<0.005		
9/3/2020					<0.005	<0.005
9/29/2020		<0.005	0.00082 (J)			
2/22/2021		<0.005	<0.005	<0.005	0.0011 (J)	
3/8/2021						<0.005
3/9/2021	<0.005					
3/29/2021	<0.005					<0.005
3/30/2021			0.00081 (J)			
3/31/2021		<0.005		0.00068 (J)		
4/1/2021					0.00062 (J)	
8/19/2021	<0.005					
8/20/2021					<0.005	
8/23/2021						<0.005
8/24/2021		<0.005	<0.005	<0.005		
2/14/2022	<0.005					
2/15/2022				<0.005		0.0024 (J)
2/16/2022		<0.005	0.0011 (J)			
2/17/2022					<0.005	
7/28/2022			<0.005		<0.005	
7/29/2022				<0.005		
8/1/2022						<0.005
8/2/2022	<0.005	<0.005				
Mean	0.00419	0.0045	0.002342	0.00428	0.00362	0.004567
Std. Dev.	0.001662	0.001414	0.002209	0.001764	0.002143	0.001061
Upper Lim.	0.005	0.005	0.005	0.005	0.005	0.005
Lower Lim.	0.00042	0.001	0.00043	0.00068	0.00062	0.0024

ND substitution: RL or RL/2 if <15% NDs.

Confidence Interval

Constituent: Chromium (mg/L) Analysis Run 4/18/2023 12:41 PM View: Appendix IV

Plant Bowen Client: Southern Company Data: Bowen AP-1

	BGWC-44D	BGWC-49D	BGWC-51	BGWC-52	BGWC-7	BGWC-8
6/7/2016						<0.005
6/8/2016					<0.005	
8/10/2016						0.0052 (J)
8/11/2016					<0.005	
10/4/2016						0.0015 (J)
10/6/2016					<0.005	
12/2/2016						0.0013 (J)
12/6/2016					<0.005	
2/14/2017						<0.005
2/15/2017					<0.005	
4/14/2017						0.0011 (J)
4/18/2017					<0.005	
5/26/2017						0.0008 (J)
6/2/2017					<0.005	
7/10/2017						0.0009 (J)
7/14/2017					<0.005	
3/26/2018						<0.005
3/27/2018					<0.005	
2/25/2019						<0.005
2/28/2019					<0.005	
4/1/2019						0.00091 (J)
4/2/2019					<0.005	
9/24/2019					0.00055 (J)	0.063
2/19/2020						0.0011 (J)
2/21/2020					<0.005	
3/18/2020						0.0014 (J)
3/19/2020					0.00061 (J)	
9/3/2020	<0.005					
9/23/2020						0.0013 (J)
9/25/2020					<0.005	
1/28/2021			<0.005	<0.005		
2/16/2021						0.001 (J)
2/18/2021	0.00093 (J)				<0.005	
2/23/2021			0.0006 (J)	<0.005		
3/24/2021						0.0013 (J)
3/30/2021			<0.005	0.00061 (J)	0.00095 (J)	
3/31/2021	0.00094 (J)					
4/19/2021		0.00071 (J)				
8/18/2021	<0.005					0.0012 (J)
8/19/2021					<0.005	
8/23/2021			<0.005	<0.005		
8/24/2021		<0.005				
2/9/2022	<0.005					
2/10/2022						0.0014 (J)
2/11/2022					<0.005	
2/14/2022			<0.005	0.0013 (J)		
2/17/2022		<0.005				
7/26/2022	<0.005					<0.005
7/28/2022				<0.005	<0.005	
8/1/2022		<0.005	<0.005			
Mean	0.003645	0.003927	0.004267	0.003652	0.004355	0.00542
Std. Dev.	0.002099	0.002145	0.001796	0.0021	0.001576	0.01367

ND substitution: RL or RL/2 if <15% NDs.

Confidence Interval

Constituent: Chromium (mg/L) Analysis Run 4/18/2023 12:41 PM View: Appendix IV

Plant Bowen Client: Southern Company Data: Bowen AP-1

	BGWC-44D	BGWC-49D	BGWC-51	BGWC-52	BGWC-7	BGWC-8
Upper Lim.	0.005	0.005	0.005	0.005	0.005	0.005
Lower Lim.	0.00093	0.00071	0.0006	0.00061	0.00095	0.0011

Confidence Interval

Constituent: Chromium (mg/L) Analysis Run 4/18/2023 12:41 PM View: Appendix IV

Plant Bowen Client: Southern Company Data: Bowen AP-1

	BGWC-9
6/6/2016	<0.005
8/11/2016	<0.005
10/5/2016	0.002 (J)
12/5/2016	<0.005
2/15/2017	<0.005
4/17/2017	<0.005
5/26/2017	<0.005
7/11/2017	<0.005
3/27/2018	<0.005
4/1/2019	<0.005
9/24/2019	<0.005
2/20/2020	<0.005
3/19/2020	<0.005
9/24/2020	<0.005
2/17/2021	<0.005
3/24/2021	<0.005
8/18/2021	<0.005
2/10/2022	<0.005
7/26/2022	<0.005
Mean	0.004842
Std. Dev.	0.0006882
Upper Lim.	0.005
Lower Lim.	0.002

ND substitution: RL or RL/2 if <15% NDs.

Confidence Interval

Constituent: Cobalt (mg/L) Analysis Run 4/18/2023 12:41 PM View: Appendix IV

Plant Bowen Client: Southern Company Data: Bowen AP-1

	BGWA-6	BGWC-10	BGWC-12	BGWC-14A	BGWC-16	BGWC-17
6/6/2016	<0.005					
6/7/2016		<0.005	<0.005		0.0037	<0.005
8/10/2016	0.0006 (J)					
8/11/2016					0.0039 (J)	<0.005
8/12/2016			<0.005			
8/16/2016		<0.005				
10/4/2016	<0.005					
10/6/2016			<0.005			
10/7/2016		<0.005			0.0043 (J)	<0.005
12/1/2016	<0.005					
12/5/2016			0.0006 (J)			
12/6/2016		<0.005			0.005 (J)	<0.005
2/14/2017	<0.005					
2/15/2017			<0.005			
2/16/2017		<0.005			0.0054 (J)	<0.005
4/13/2017	<0.005					
4/18/2017		<0.005	<0.005		0.0054 (J)	
4/19/2017						<0.005
5/25/2017	<0.005					
5/30/2017					0.0045 (J)	<0.005
6/2/2017		<0.005	<0.005			
7/7/2017	<0.005					
7/12/2017		<0.005				
7/13/2017			0.0003 (J)			
7/14/2017					0.0049 (J)	<0.005
3/27/2018		<0.005			<0.01	<0.005
3/28/2018			<0.005			
6/12/2018					0.0048 (J)	
6/14/2018		<0.005	<0.005			<0.005
10/16/2018	0.00094 (J)					
10/17/2018			<0.005			<0.005
10/18/2018		<0.005			0.0047 (J)	
2/25/2019					0.0071 (J)	
2/27/2019						<0.005
2/28/2019		<0.005	<0.005			
4/1/2019			0.00034 (J)			
4/2/2019	0.00016 (J)	0.00027 (J)			0.0056 (J)	0.00015 (J)
9/23/2019	0.00042 (J)					
9/25/2019		0.00056 (J)	0.0004 (J)			
9/26/2019					0.0093	<0.005
2/18/2020	0.00032 (J)					
2/20/2020		<0.005			0.0092	
2/24/2020			0.00034 (J)			<0.005
3/19/2020	<0.005		0.00035 (J)		0.0089	<0.005
3/23/2020		0.00031 (J)				
5/22/2020				0.00041 (J)		
6/23/2020				<0.005		
7/28/2020				<0.005		
9/2/2020				0.001 (J)		
9/23/2020	<0.005					
9/24/2020		<0.005			0.0095	<0.005
9/25/2020			0.00049 (J)			

ND substitution: RL or RL/2 if <15% NDs.

Confidence Interval

Constituent: Cobalt (mg/L) Analysis Run 4/18/2023 12:41 PM View: Appendix IV

Plant Bowen Client: Southern Company Data: Bowen AP-1

	BGWA-6	BGWC-10	BGWC-12	BGWC-14A	BGWC-16	BGWC-17
10/1/2020				0.0018 (J)		
11/10/2020				0.0016 (J)		
12/15/2020				0.0018		
1/20/2021				0.0019 (J)		
2/18/2021	<0.005	<0.005		0.0013 (J)	0.0088	<0.005
2/19/2021			0.00066 (J)			
3/24/2021			0.00048 (J)	<0.005	0.0078	<0.005
3/30/2021		0.00052 (J)				
3/31/2021	0.00094 (J)					
8/16/2021	0.00052 (J)					
8/18/2021		0.00042 (J)	0.00085 (J)	0.0034 (J)	0.0098	
8/19/2021						<0.005
2/9/2022	0.0005 (J)			<0.005		
2/11/2022		0.00047 (J)	0.00057 (J)		0.0097	<0.005
7/26/2022	<0.005			0.003 (J)		
7/27/2022			<0.005		0.012	<0.005
7/28/2022		0.00058 (J)				
Mean	0.003126	0.003551	0.002745	0.002785	0.006786	0.00478
Std. Dev.	0.002264	0.002171	0.002311	0.001713	0.002456	0.001034
Upper Lim.	0.005	0.005	0.005	0.002338	0.008105	0.005
Lower Lim.	0.0005	0.00056	0.00048	0.0009874	0.005468	0.00015

ND substitution: RL or RL/2 if <15% NDs.

Confidence Interval

Constituent: Cobalt (mg/L) Analysis Run 4/18/2023 12:41 PM View: Appendix IV

Plant Bowen Client: Southern Company Data: Bowen AP-1

	BGWC-18	BGWC-19	BGWC-20	BGWC-21	BGWC-22	BGWC-23
6/8/2016	0.00071 (J)	<0.005	<0.005	0.00041 (J)	0.0079	
6/9/2016						<0.005
8/12/2016	0.0006 (J)	<0.005	<0.005			
8/18/2016				<0.005	0.0109	<0.005
10/7/2016	0.0005 (J)	<0.005				
10/10/2016			<0.005	<0.005	0.011	<0.005
12/6/2016	0.0009 (J)					
12/7/2016		<0.005	0.0008 (J)			0.0015 (J)
12/8/2016				0.0006 (J)	0.013	
2/16/2017	<0.005	<0.005				
2/17/2017			<0.005	<0.005	0.0122	
2/20/2017						<0.005
4/19/2017	<0.005	<0.005	<0.005	<0.005		<0.005
4/20/2017					0.0116	
6/1/2017	<0.005	<0.005	<0.005	<0.005		
6/5/2017					0.0112	<0.005
7/14/2017	<0.005	<0.005				
7/17/2017						<0.005
7/18/2017			<0.005	0.0004 (J)		
7/19/2017					0.0131	
3/27/2018	<0.005	<0.005				
3/28/2018			<0.005	<0.005		
3/29/2018					0.016	<0.005
6/13/2018			<0.005			<0.005
6/14/2018	<0.005			<0.005	0.017	
6/15/2018		<0.005				
10/18/2018	<0.005					
10/19/2018		<0.005		<0.005		
10/22/2018			<0.005		0.021	<0.005
2/27/2019	<0.005		<0.005			
3/1/2019		<0.005			0.017	<0.005
4/2/2019	0.00012 (J)					
4/3/2019		7.2E-05 (J)	0.00024 (J)	0.00064 (J)	0.019	0.00058 (J)
5/2/2019					0.023 (J)	
9/26/2019	<0.005	<0.005	<0.005			
9/27/2019					0.027	0.00034 (J)
9/30/2019				0.0004 (J)		
2/24/2020	<0.005	<0.005	<0.005			
2/25/2020					0.017	0.00046 (J)
2/26/2020				0.00037 (J)		
3/20/2020	<0.005	<0.005		<0.005	0.02	
3/23/2020			0.00036 (J)			0.0004 (J)
9/24/2020	<0.005			0.00098 (J)	0.041	<0.005
9/28/2020		<0.005	<0.005			
2/18/2021	<0.005	<0.005	<0.005			
2/19/2021				0.0013 (J)	0.032	0.00044 (J)
3/24/2021	<0.005					
3/26/2021		<0.005				<0.005
3/29/2021			<0.005	0.00069 (J)	0.029 (J)	
7/19/2021					0.039	<0.005
8/19/2021	<0.005					
8/20/2021		<0.005	<0.005	0.00058 (J)		

ND substitution: RL or RL/2 if <15% NDs.

Confidence Interval

Constituent: Cobalt (mg/L) Analysis Run 4/18/2023 12:41 PM View: Appendix IV

Plant Bowen Client: Southern Company Data: Bowen AP-1

	BGWC-18	BGWC-19	BGWC-20	BGWC-21	BGWC-22	BGWC-23
8/23/2021					0.029	0.00047 (J)
11/1/2021					0.04	<0.005
2/14/2022						<0.005
2/15/2022					0.03	
2/16/2022	<0.005	<0.005	<0.005	0.0021 (J)		
7/27/2022	<0.005	<0.005	<0.005			
7/28/2022				0.0027 (J)		
8/1/2022						<0.005
8/2/2022					0.034	
Mean	0.003992	0.004776	0.004382	0.002675	0.02168	0.003716
Std. Dev.	0.001906	0.001051	0.001595	0.002137	0.01011	0.002054
Upper Lim.	0.005	0.005	0.005	0.005	0.02671	0.005
Lower Lim.	0.0009	7.2E-05	0.0008	0.00058	0.01664	0.00058

ND substitution: RL or RL/2 if <15% NDs.

Confidence Interval

Constituent: Cobalt (mg/L) Analysis Run 4/18/2023 12:41 PM View: Appendix IV

Plant Bowen Client: Southern Company Data: Bowen AP-1

	BGWC-24	BGWC-25	BGWC-30	BGWC-31	BGWC-32	BGWC-34D
6/8/2016		<0.005				
6/9/2016	0.0026					
8/15/2016		<0.005				
8/18/2016	0.0021 (J)					
10/10/2016	0.0018 (J)	<0.005				
12/7/2016	0.0018 (J)					
12/8/2016		0.0006 (J)				
1/23/2017			0.0012 (J)			
2/7/2017			0.0008 (J)			
2/20/2017	0.0027 (J)	<0.005				
3/27/2017			0.001 (J)			
4/17/2017			0.0009 (J)			
4/19/2017	0.0032 (J)					
4/20/2017		<0.005				
5/22/2017			0.0008 (J)			
6/1/2017		<0.005				
6/5/2017	0.0034 (J)		0.0008 (J)			
7/11/2017			0.0008 (J)			
7/17/2017	0.0033 (J)	<0.005				
8/23/2017			0.0006 (J)			
3/26/2018			<0.005			
3/28/2018		<0.005				
3/29/2018	<0.005					
6/13/2018	0.0039 (J)					
6/14/2018		<0.005				
6/15/2018			<0.005			
10/18/2018				0.00079 (J)		
10/19/2018						0.0012 (J)
10/22/2018	0.0043 (J)	<0.005	<0.005		0.0037 (J)	
3/1/2019	0.0055 (J)	<0.005	<0.005			
4/2/2019			0.00022 (J)			
4/3/2019	0.0048 (J)					
4/4/2019		0.00022 (J)		0.00051 (J)		0.00042 (J)
4/5/2019					0.011	
5/3/2019					0.0078 (J)	
9/24/2019				0.00041 (J)		<0.005
9/26/2019					0.01	
9/27/2019			<0.005			
9/30/2019	0.0048 (J)	<0.005				
11/15/2019					0.0077	
2/26/2020	0.0045 (J)	<0.005	<0.005	0.00031 (J)		
2/27/2020					0.00095 (J)	<0.005
3/23/2020			<0.005	0.00036 (J)		
3/24/2020		<0.005			0.0037 (J)	0.00039 (J)
3/25/2020	0.0037 (J)					
9/25/2020	0.0038 (J)		<0.005		0.0081	
9/28/2020		<0.005		0.00046 (J)		0.00048 (J)
2/19/2021	0.0042 (J)					0.00057 (J)
2/22/2021				<0.005		
2/23/2021		<0.005			0.0062	
3/8/2021			<0.005			
3/25/2021			<0.005			

ND substitution: RL or RL/2 if <15% NDs.

Confidence Interval

Constituent: Cobalt (mg/L) Analysis Run 4/18/2023 12:41 PM View: Appendix IV

Plant Bowen Client: Southern Company Data: Bowen AP-1

	BGWC-24	BGWC-25	BGWC-30	BGWC-31	BGWC-32	BGWC-34D
3/26/2021	<0.005	<0.005				
3/29/2021				<0.005		
3/30/2021					0.0014 (J)	0.00065 (J)
7/19/2021	0.0034 (J)					
7/20/2021			<0.005			
8/19/2021		<0.005	0.002 (J)			
8/20/2021				<0.005		
8/23/2021	0.0062					
8/24/2021						0.00085 (J)
8/25/2021					0.0018 (J)	
11/1/2021	0.0038 (J)		<0.005			
2/14/2022			<0.005			
2/15/2022	0.0037 (J)					
2/16/2022		<0.005		<0.005	<0.005	0.001 (J)
7/27/2022		<0.005				
7/28/2022				<0.005		0.0012 (J)
7/29/2022					0.0022 (J)	
8/1/2022			<0.005			
8/2/2022	<0.005					
10/21/2022	0.0026 (J)					
Mean	0.003504	0.004583	0.003297	0.002531	0.005158	0.001524
Std. Dev.	0.001125	0.001352	0.002079	0.002367	0.003463	0.001743
Upper Lim.	0.004065	0.005	0.005	0.005	0.007733	0.005
Lower Lim.	0.002943	0.0006	0.0009	0.00036	0.002582	0.00042

ND substitution: RL or RL/2 if <15% NDs.

Confidence Interval

Constituent: Cobalt (mg/L) Analysis Run 4/18/2023 12:41 PM View: Appendix IV

Plant Bowen Client: Southern Company Data: Bowen AP-1

	BGWC-35D	BGWC-36D	BGWC-37D	BGWC-38D	BGWC-39	BGWC-40
10/17/2018		0.00057 (J)				
10/22/2018	<0.01					
4/2/2019		0.0011 (J)				
4/4/2019	0.0011 (J)					
9/26/2019	0.0019 (J)					
9/27/2019		0.0009 (J)				
12/13/2019					0.0033 (J)	
2/25/2020	0.0011 (J)		0.0015 (J)			
2/26/2020		0.00058 (J)				
2/27/2020				0.014	0.00047 (J)	
2/28/2020						0.00049 (J)
3/23/2020		0.00049 (J)				
3/24/2020			0.0019 (J)	0.0065	<0.005	
3/25/2020	0.00046 (J)					0.00056 (J)
9/2/2020				0.0043 (J)		
9/25/2020	0.00082 (J)		0.0011 (J)			
9/28/2020		0.00038 (J)				
9/29/2020					0.00061 (J)	0.00044 (J)
2/22/2021	0.0011 (J)		0.0007 (J)		<0.005	0.0006 (J)
3/8/2021		<0.005				
3/9/2021				0.0014 (J)		
3/25/2021		<0.005				
3/26/2021	0.0015 (J)		0.0011 (J)			
3/29/2021				0.0015 (J)		
3/30/2021						0.00052 (J)
3/31/2021					<0.005	
8/19/2021				0.004 (J)		
8/20/2021	0.0018 (J)		0.00088 (J)			
8/23/2021		<0.005				
8/24/2021					<0.005	0.00061 (J)
11/1/2021				0.0033 (J)		
2/14/2022		<0.005		0.0019 (J)		
2/16/2022					<0.005	0.00052 (J)
2/17/2022	0.0024 (J)		0.00056 (J)			
7/28/2022	0.0038 (J)		<0.005			0.00042 (J)
7/29/2022		<0.005				
8/2/2022				0.0019 (J)	<0.005	
Mean	0.001907	0.002638	0.00128	0.004311	0.00382	0.00052
Std. Dev.	0.001371	0.002269	0.0006547	0.003997	0.001941	6.908E-05
Upper Lim.	0.002864	0.005	0.001974	0.007152	0.005	0.0005932
Lower Lim.	0.0008607	0.00049	0.000586	0.001413	0.00047	0.0004468

ND substitution: RL or RL/2 if <15% NDs.

Confidence Interval

Constituent: Cobalt (mg/L) Analysis Run 4/18/2023 12:41 PM View: Appendix IV

Plant Bowen Client: Southern Company Data: Bowen AP-1

	BGWC-41D	BGWC-43D	BGWC-49D	BGWC-50D	BGWC-52	BGWC-7
6/8/2016						0.00081 (J)
8/11/2016						0.0007 (J)
10/6/2016						<0.01
12/6/2016						0.0009 (J)
2/15/2017						<0.01
4/18/2017						0.0005 (J)
6/2/2017						0.0006 (J)
7/14/2017						0.0006 (J)
3/27/2018						<0.01
6/13/2018						0.00068 (J)
10/18/2018						<0.01
2/28/2019						0.00067 (J)
4/2/2019						0.00094 (J)
9/24/2019						0.00078 (J)
2/21/2020						0.00081 (J)
3/19/2020						0.00091 (J)
9/2/2020	0.00075 (J)					
9/3/2020		0.002 (J)				
9/25/2020						0.00077 (J)
1/28/2021					0.0048 (J)	
2/18/2021						0.00074 (J)
2/22/2021	0.00053 (J)					
2/23/2021					0.0033 (J)	
3/8/2021		0.0043 (J)				
3/29/2021		0.0057				
3/30/2021					0.0031 (J)	0.00085 (J)
3/31/2021	<0.005					
4/19/2021			0.00079 (J)	0.0013 (J)		
7/20/2021		0.0057				
8/18/2021				0.0016 (J)		
8/19/2021						0.0008 (J)
8/23/2021		0.0051			0.0036 (J)	
8/24/2021	0.00044 (J)		0.001 (J)			
2/9/2022				0.00079 (J)		
2/11/2022						0.00068 (J)
2/14/2022					0.00044 (J)	
2/15/2022	<0.005	0.0038 (J)				
2/17/2022			0.00088 (J)			
7/26/2022				0.00072 (J)		
7/28/2022					0.00082 (J)	0.00074 (J)
7/29/2022	0.0004 (J)					
8/1/2022		0.0024 (J)	0.00065 (J)			
Mean	0.00202	0.004143	0.00083	0.001103	0.002677	0.002431
Std. Dev.	0.002311	0.001502	0.0001476	0.0004205	0.001696	0.003654
Upper Lim.	0.005	0.005927	0.001165	0.002057	0.005006	0.00091
Lower Lim.	0.0004	0.002359	0.0004948	0.0001478	0.0003471	0.00068

ND substitution: RL or RL/2 if <15% NDs.

Confidence Interval

Constituent: Cobalt (mg/L) Analysis Run 4/18/2023 12:41 PM View: Appendix IV

Plant Bowen Client: Southern Company Data: Bowen AP-1

	BGWC-8	BGWC-9
6/6/2016		<0.005
6/7/2016	0.00013 (J)	
8/10/2016	0.0003 (J)	
8/11/2016		0.0003 (J)
10/4/2016	<0.005	
10/5/2016		<0.005
12/2/2016	<0.005	
12/5/2016		0.0006 (J)
2/14/2017	<0.005	
2/15/2017		<0.005
4/14/2017	<0.005	
4/17/2017		<0.005
5/26/2017	<0.005	<0.005
7/10/2017	<0.005	
7/11/2017		<0.005
3/26/2018	<0.005	
3/27/2018		<0.005
6/12/2018	<0.005	<0.005
10/16/2018	<0.005	
10/17/2018		<0.005
2/25/2019	<0.005	
4/1/2019	5.6E-05 (J)	0.00024 (J)
9/24/2019	0.0012 (J)	<0.005
2/19/2020	<0.005	
2/20/2020		<0.005
3/18/2020	<0.005	
3/19/2020		<0.005
9/23/2020	<0.005	
9/24/2020		<0.005
2/16/2021	<0.005	
2/17/2021		<0.005
3/24/2021	<0.005	<0.005
8/18/2021	<0.005	<0.005
2/10/2022	<0.005	<0.005
7/26/2022	<0.005	<0.005
Mean	0.004168	0.00434
Std. Dev.	0.001818	0.001658
Upper Lim.	0.005	0.005
Lower Lim.	0.0012	0.0006

ND substitution: RL or RL/2 if <15% NDs.

Confidence Interval

Constituent: Combined Radium 226 + 228 (pCi/L) Analysis Run 4/18/2023 12:41 PM View: Appendix IV

Plant Bowen Client: Southern Company Data: Bowen AP-1

	BGWA-6	BGWC-10	BGWC-12	BGWC-14A	BGWC-16	BGWC-17
6/6/2016	0.239 (U)					
6/7/2016		0.616	0.024 (U)		0.284 (U)	0.135 (U)
8/10/2016	1.19					
8/11/2016					1.71	0.808
8/12/2016			0.849			
8/16/2016		1.08				
10/4/2016	0.231 (U)					
10/6/2016			1.57			
10/7/2016		2.82			0.485 (U)	0.874 (U)
12/1/2016	0.428 (U)					
12/5/2016			0.956			
12/6/2016		0.719 (U)			1.22	0.131 (U)
2/14/2017	0.36 (U)					
2/15/2017			0.229 (U)			
2/16/2017		0.966 (U)			0.19 (U)	0.471 (U)
4/13/2017	0.387 (U)					
4/18/2017		1.01 (U)	0.0114 (U)		0.52 (U)	
4/19/2017						0.65 (U)
5/25/2017	0.123 (U)					
5/30/2017					1.21 (U)	0.65 (U)
6/2/2017		1.13 (U)	0.375 (U)			
7/7/2017	0.876 (U)					
7/12/2017		1.29				
7/13/2017			0.636 (U)			
7/14/2017					0.526 (U)	0.592 (U)
3/27/2018		0.779 (U)			1.34	0.551 (U)
3/28/2018			0.36 (U)			
6/12/2018					0.732 (U)	
6/14/2018		1.22 (U)	0.316 (U)			0.638 (U)
10/16/2018	0.881 (U)					
10/17/2018			0.326 (U)			0.555 (U)
10/18/2018		0.841 (U)			0.522 (U)	
2/25/2019					1.08	
2/27/2019						1.57
2/28/2019		1.88	1.04			
4/1/2019			0.328 (U)			
4/2/2019	0.64 (U)	1.21 (U)			1.73	0.71 (U)
9/23/2019	1.13					
9/25/2019		0.816 (U)	0.649 (U)			
9/26/2019					1.45	1.17 (U)
2/18/2020	0.373 (U)					
2/20/2020		1.47 (U)			1.22 (U)	
2/24/2020			0.455 (U)			1.17
3/19/2020	0.431 (U)		0.838 (U)		1.63	0.626 (U)
3/23/2020		1.69				
5/22/2020				1.82		
6/23/2020				1.05 (U)		
7/28/2020				1.71		
9/2/2020				0.0158 (U)		
9/23/2020	0.293 (U)					
9/24/2020		1.19 (U)			0.469 (U)	0.594 (U)
9/25/2020			0.818 (U)			

Confidence Interval

Constituent: Combined Radium 226 + 228 (pCi/L) Analysis Run 4/18/2023 12:41 PM View: Appendix IV

Plant Bowen Client: Southern Company Data: Bowen AP-1

	BGWA-6	BGWC-10	BGWC-12	BGWC-14A	BGWC-16	BGWC-17
10/1/2020				1.19 (U)		
11/10/2020				0.675 (U)		
12/15/2020				1.26		
1/20/2021				0.701 (U)		
2/18/2021	0.232 (U)	1.52		1	0.721 (U)	0.723 (U)
2/19/2021			0.608 (U)			
3/24/2021			0.369 (U)	1.1 (U)	0.92 (U)	0.391 (U)
3/30/2021		1.51 (U)				
3/31/2021	0.301 (U)					
8/16/2021	0.813 (U)					
8/18/2021		1.26	0.19 (U)	0.721 (U)	1.05	
8/19/2021						0.742 (U)
2/9/2022	0.296 (U)			0.355 (U)		
2/11/2022		1.01 (U)	0.288 (U)		1.03	0.208 (U)
7/26/2022	1.15 (U)			0.659 (U)		
7/27/2022			0.705 (U)		0.917 (U)	0.138 (U)
7/28/2022		1.18 (U)				
Mean	0.546	1.237	0.5427	0.9428	0.9525	0.6408
Std. Dev.	0.3493	0.4758	0.3693	0.502	0.4585	0.3515
Upper Lim.	0.7035	1.443	0.741	1.316	1.199	0.8295
Lower Lim.	0.3247	0.9789	0.3445	0.5696	0.7064	0.4521

Confidence Interval

Constituent: Combined Radium 226 + 228 (pCi/L) Analysis Run 4/18/2023 12:41 PM View: Appendix IV

Plant Bowen Client: Southern Company Data: Bowen AP-1

	BGWC-18	BGWC-19	BGWC-20	BGWC-21	BGWC-22	BGWC-23
6/8/2016	0.406	0.264 (U)	0.863 (U)	0.573	1.53	
6/9/2016						0.704
8/12/2016	1.39	1.18	1.74			
8/18/2016				0.44 (U)	2.47	1.88
10/7/2016	0.451 (U)	1.97				
10/10/2016			0.944 (U)	0.933 (U)	2.11	1.48
12/6/2016	0.516 (U)					
12/7/2016		1.31 (U)	2.29			2.61
12/8/2016				1.02 (U)	2.64	
2/16/2017	0.172 (U)	0.35 (U)				
2/17/2017			1.35 (U)	0.193 (U)	1.34	
2/20/2017						0.884 (U)
4/19/2017	0.704 (U)	0.974 (U)	1.48	0.488 (U)		0.948 (U)
4/20/2017					2.35	
6/1/2017	0.493 (U)	0.332 (U)	1.61	0.837 (U)		
6/5/2017					1.6	1.33
7/14/2017	0.547 (U)	1.27				
7/17/2017						1.04
7/18/2017				0.498 (U)		
7/19/2017			1.626		1.76	
3/27/2018	0.569 (U)	0.169 (U)				
3/28/2018			0.97 (U)	0.864 (U)		
3/29/2018					2.43	1.65
6/13/2018			0.686 (U)			0.983 (U)
6/14/2018	0.989 (U)			0.583 (U)	2.14	
6/15/2018		0.625 (U)				
10/18/2018	0.875 (U)					
10/19/2018		0.784 (U)		0.982 (U)		
10/22/2018			0.559 (U)		1.43	1.21
2/27/2019	1.12		1.24			
3/1/2019		0.989 (U)			3.32	2.24
4/2/2019	0.814 (U)					
4/3/2019		0.98 (U)	0.567 (U)	0.532 (U)	2.48	2.86
9/26/2019	0.973 (U)	1.16	0.662 (U)			
9/27/2019					2.83	2.28
9/30/2019				1.16 (U)		
2/24/2020	1.07	1.19	1.38			
2/25/2020					1.7	2.49
2/26/2020				1.08 (U)		
3/20/2020	2.59	0.89 (U)		1.08 (U)	3.6	
3/23/2020			1.27 (U)			1.68
9/24/2020	0.789 (U)			0.157 (U)	4.18	0.56 (U)
9/28/2020		1.11 (U)	1.07 (U)			
2/18/2021	0.62 (U)	1.05 (U)	0.87 (U)			
2/19/2021				1 (U)	2.63	1.17 (U)
3/24/2021	1.21 (U)					
3/26/2021		0.848 (U)				1.04 (U)
3/29/2021			1.49	0.471 (U)	4.1	
8/19/2021	0.858 (U)					
8/20/2021		0.731 (U)	1.42	0.277 (U)		
8/23/2021					3.25	1.2 (U)
2/14/2022						0.563 (U)

Confidence Interval

Constituent: Combined Radium 226 + 228 (pCi/L) Analysis Run 4/18/2023 12:41 PM View: Appendix IV

Plant Bowen Client: Southern Company Data: Bowen AP-1

	BGWC-18	BGWC-19	BGWC-20	BGWC-21	BGWC-22	BGWC-23
2/15/2022					1.94	
2/16/2022	0.708 (U)	0.349 (U)	0.322 (U)	0.49 (U)		
7/27/2022	0.737 (U)	0.964 (U)	1.53			
7/28/2022				0.424 (U)		
8/1/2022						2.28
8/2/2022					2.32	
Mean	0.8455	0.8859	1.179	0.6706	2.461	1.504
Std. Dev.	0.4851	0.4228	0.4728	0.3138	0.8172	0.6938
Upper Lim.	1.034	1.113	1.433	0.8437	2.9	1.876
Lower Lim.	0.5819	0.6589	0.9253	0.4975	2.023	1.131

Confidence Interval

Constituent: Combined Radium 226 + 228 (pCi/L) Analysis Run 4/18/2023 12:41 PM View: Appendix IV

Plant Bowen Client: Southern Company Data: Bowen AP-1

	BGWC-24	BGWC-25	BGWC-30	BGWC-31	BGWC-32	BGWC-34D
6/8/2016		0.314 (U)				
6/9/2016	2.13					
8/15/2016		1.2				
8/18/2016	2.67					
10/10/2016	3.46	1.03 (U)				
12/7/2016	1.65					
12/8/2016		1.47 (U)				
1/23/2017			2.17			
2/7/2017			3			
2/20/2017	2.68	0.547 (U)				
4/17/2017			2.73			
4/19/2017	3.81					
4/20/2017		0.0595 (U)				
5/22/2017			3.15			
6/1/2017		0.67 (U)				
6/5/2017	2.86		0.86 (U)			
7/11/2017			1.87			
7/17/2017	2.87	1.25 (U)				
8/23/2017			3.39			
3/26/2018			1.61			
3/28/2018		0.507 (U)				
3/29/2018	2.79					
6/13/2018	2.19					
6/14/2018		0.721 (U)				
6/15/2018			0.815 (U)			
10/18/2018				0.96		
10/19/2018						2.28
10/22/2018	2.18	0.741 (U)	1.02 (U)		1.22 (U)	
3/1/2019	3.37	0.634 (U)	2.47			
4/2/2019			2.29			
4/3/2019	3.6					
4/4/2019		0.346 (U)		1.49		1.89
4/5/2019					2.2	
9/24/2019				1.68		3.98
9/26/2019					2.36	
9/27/2019			1.23 (U)			
9/30/2019	2.73	0.953 (U)				
2/26/2020	2.4	1.16	1.09 (U)	1.31		
2/27/2020					1.44	1.31
3/23/2020			1.42	2.39		
3/24/2020		0.899 (U)			1.25 (U)	2.56
3/25/2020	4.72					
9/25/2020	1.49		0.783 (U)		2.62	
9/28/2020		0.744 (U)		1.48		2.12
2/19/2021	1.07 (U)					2.23
2/22/2021				1.07 (U)		
2/23/2021		0.456 (U)			1.55	
3/8/2021			0.429 (U)			
3/25/2021			1.48			
3/26/2021	2.91	0.134 (U)				
3/29/2021				1.63		
3/30/2021					2.04	1.35 (U)

Confidence Interval

Constituent: Combined Radium 226 + 228 (pCi/L) Analysis Run 4/18/2023 12:41 PM View: Appendix IV

Plant Bowen Client: Southern Company Data: Bowen AP-1

	BGWC-24	BGWC-25	BGWC-30	BGWC-31	BGWC-32	BGWC-34D
8/19/2021		0.908 (U)	1.63			
8/20/2021				1.82		
8/23/2021	1.77 (U)					
8/24/2021						2.39
8/25/2021					0.784 (U)	
2/14/2022			0.744 (U)			
2/15/2022	14.2 (U)					
2/16/2022		0.189 (U)		1.02	1.16 (U)	2.24
7/27/2022		1.09 (U)				
7/28/2022				0.684 (U)		2.74
7/29/2022					1.82	
8/1/2022			1.01 (U)			
8/2/2022	0.84 (U)					
Mean	3.109	0.7283	1.676	1.412	1.677	2.281
Std. Dev.	2.64	0.3869	0.878	0.4763	0.5753	0.7197
Upper Lim.	3.504	0.9359	2.16	1.809	2.156	2.881
Lower Lim.	1.927	0.5206	1.191	1.015	1.197	1.681

Confidence Interval

Constituent: Combined Radium 226 + 228 (pCi/L) Analysis Run 4/18/2023 12:41 PM View: Appendix IV

Plant Bowen Client: Southern Company Data: Bowen AP-1

	BGWC-35D	BGWC-36D	BGWC-37D	BGWC-38D	BGWC-39	BGWC-40
10/17/2018		1.24				
10/22/2018	1.54					
4/2/2019		2.81				
4/4/2019	2.37					
9/26/2019	3.09					
9/27/2019		1.66				
2/25/2020	4.16		2.87			
2/26/2020		1.76				
2/27/2020				5.89	1.03 (U)	
2/28/2020						0.649 (U)
3/23/2020		2.75				
3/24/2020			2.8	5.9	1.35	
3/25/2020	2.81					0.848 (U)
9/2/2020				5.91		
9/25/2020	2.15		3.29			
9/28/2020		1.59				
9/29/2020					1.71	0.441 (U)
2/22/2021	2.03		1.73		1.65	1.31 (U)
3/8/2021		2.09				
3/9/2021				3.34		
3/25/2021		2.43				
3/26/2021	2.4		3.15			
3/29/2021				3.54		
3/30/2021						0.826 (U)
3/31/2021					0.251 (U)	
8/19/2021				4.63		
8/20/2021	2.53		3.01			
8/23/2021		0.857 (U)				
8/24/2021					0.432 (U)	0.21 (U)
2/14/2022		1.43		4.6		
2/16/2022					0.799	0.473 (U)
2/17/2022	1.88		2.41			
7/28/2022	2.71		2.92			0.656 (U)
7/29/2022		1.47 (U)				
8/2/2022				3.64	0.93 (U)	
Mean	2.515	1.826	2.773	4.681	1.019	0.6766
Std. Dev.	0.7013	0.6253	0.4953	1.112	0.5313	0.3314
Upper Lim.	3.1	2.347	3.297	5.91	1.582	1.028
Lower Lim.	1.931	1.305	2.248	3.34	0.4558	0.3254

Confidence Interval

Constituent: Combined Radium 226 + 228 (pCi/L) Analysis Run 4/18/2023 12:41 PM View: Appendix IV

Plant Bowen Client: Southern Company Data: Bowen AP-1

	BGWC-41D	BGWC-42D	BGWC-43D	BGWC-44D	BGWC-49D	BGWC-50D
9/2/2020	1.31 (U)					
9/3/2020		1.05 (U)	1.9	0.982 (U)		
2/18/2021				1.34		
2/22/2021	1.91	0.578 (U)				
3/8/2021			1.34			
3/29/2021			1.62 (U)			
3/31/2021	1			0.517 (U)		
4/1/2021		0.461 (U)				
4/19/2021					2.45	1.01 (U)
8/18/2021				0.886 (U)		0.99 (U)
8/20/2021		1.38				
8/23/2021			1.93			
8/24/2021	0.918 (U)				3.66	
2/9/2022				1.52		1.4
2/15/2022	0.765 (U)		0.96 (U)			
2/17/2022		0.51 (U)			2.41	
7/26/2022				0.818 (U)		1 (U)
7/28/2022		0.503 (U)				
7/29/2022	1.6					
8/1/2022			1.38		2.36	
Mean	1.251	0.747	1.522	1.011	2.72	1.1
Std. Dev.	0.4404	0.3791	0.371	0.3647	0.6277	0.2002
Upper Lim.	1.855	1.38	2.031	1.512	3.66	1.4
Lower Lim.	0.6455	0.461	1.012	0.5095	2.36	0.99

Confidence Interval

Constituent: Combined Radium 226 + 228 (pCi/L) Analysis Run 4/18/2023 12:41 PM View: Appendix IV

Plant Bowen Client: Southern Company Data: Bowen AP-1

	BGWC-51	BGWC-52	BGWC-7	BGWC-8	BGWC-9
6/6/2016					0.488
6/7/2016				0.0507 (U)	
6/8/2016			0.854		
8/10/2016				0.862 (U)	
8/11/2016			1.24		0.639 (U)
10/4/2016				0.48 (U)	
10/5/2016					0.945 (U)
10/6/2016			2.43		
12/2/2016				0.219 (U)	
12/5/2016					2.2
12/6/2016			0.958 (U)		
2/14/2017				0.636 (U)	
2/15/2017			1.18		0.74 (U)
4/14/2017				0.13 (U)	
4/17/2017					0.764 (U)
4/18/2017			1.26		
5/26/2017				0.349 (U)	0.245 (U)
6/2/2017			1.24 (U)		
7/10/2017				0.565 (U)	
7/11/2017					0.502 (U)
7/14/2017			1.55		
3/26/2018				0.303 (U)	
3/27/2018			2.15		0.745 (U)
6/12/2018				0.494 (U)	0.319 (U)
6/13/2018			1.95		
10/16/2018				0.633 (U)	
10/17/2018					0.319 (U)
10/18/2018			1.1		
2/25/2019				1.03 (U)	
2/28/2019			1.38		
4/1/2019				0.474 (U)	0.225 (U)
4/2/2019			1.57		
9/24/2019			1.85	1.69	1.65
2/19/2020				1.02 (U)	
2/20/2020					0.921 (U)
2/21/2020			2.02		
3/18/2020				0.987 (U)	
3/19/2020			1.18 (U)		1.94
9/23/2020				0.25 (U)	
9/24/2020					0.9 (U)
9/25/2020			1.64		
1/28/2021	0.444 (U)	1.59			
2/16/2021				0.709 (U)	
2/17/2021					0.692 (U)
2/18/2021			1.09		
2/23/2021	0.589 (U)	0.567 (U)			
3/24/2021				0.808 (U)	0.554 (U)
3/30/2021	0.852 (U)	1.66 (U)	1.41 (U)		
8/18/2021				0.192 (U)	0.458 (U)
8/19/2021			0.952 (U)		
8/23/2021	0.558 (U)	0.785 (U)			
2/10/2022				0.813	0.86

Confidence Interval

Constituent: Combined Radium 226 + 228 (pCi/L) Analysis Run 4/18/2023 12:41 PM View: Appendix IV

Plant Bowen Client: Southern Company Data: Bowen AP-1

	BGWC-51	BGWC-52	BGWC-7	BGWC-8	BGWC-9
2/11/2022			1.26		
2/14/2022	0.487 (U)	0.224 (U)			
7/26/2022				0.523 (U)	0.866 (U)
7/28/2022		1.02 (U)	1.22 (U)		
8/1/2022	0.642 (U)				
Mean	0.5953	0.9743	1.431	0.6008	0.8082
Std. Dev.	0.1443	0.5685	0.4198	0.3797	0.5265
Upper Lim.	0.7936	1.755	1.656	0.8046	1.017
Lower Lim.	0.3971	0.1934	1.206	0.397	0.5059

Confidence Interval

Constituent: Fluoride (mg/L) Analysis Run 4/18/2023 12:41 PM View: Appendix IV

Plant Bowen Client: Southern Company Data: Bowen AP-1

	BGWA-6	BGWC-10	BGWC-12	BGWC-14A	BGWC-16	BGWC-17
6/6/2016	<0.1					
6/7/2016		0.09 (J)	<0.1		<0.1	0.15 (J)
8/10/2016	0.04 (J)					
8/11/2016					0.12 (J)	0.3 (J)
8/12/2016			0.08 (J)			
8/16/2016		0.09 (J)				
10/4/2016	0.06 (J)					
10/6/2016			0.06 (J)			
10/7/2016		0.17 (J)			0.08 (J)	0.14 (J)
12/1/2016	0.09 (J)					
12/5/2016			0.12 (J)			
12/6/2016		0.16 (J)			0.24 (J)	0.19 (J)
2/14/2017	<0.1					
2/15/2017			0.33			
2/16/2017		0.38			0.31	0.51
4/13/2017	0.04 (J)					
4/18/2017		0.12 (J)	0.006 (J)		0.02 (J)	
4/19/2017						0.18 (J)
5/25/2017	0.02 (J)					
5/30/2017					0.51	0.15 (J)
6/2/2017		0.03 (J)	0.04 (J)			
7/7/2017	0.12 (J)					
7/12/2017		0.15 (J)				
7/13/2017			0.17 (J)			
7/14/2017					0.14 (J)	0.16 (J)
10/9/2017	<0.1					
10/10/2017			0.08 (J)			
10/11/2017		0.07 (J)			0.29 (J)	0.64
3/27/2018		<0.1			<0.1	0.33
3/28/2018			<0.1			
6/12/2018					0.061 (J)	
6/14/2018		0.046 (J)	<0.1			0.11 (J)
10/16/2018	<0.1					
10/17/2018			<0.1			<0.3
10/18/2018		<0.1			<0.1	
2/25/2019					0.13 (J)	
2/27/2019						0.26 (J)
2/28/2019		0.14 (J)	0.18 (J)			
4/1/2019			0.065 (J)			
4/2/2019	<0.1	0.044 (J)			0.23 (J)	0.14 (J)
9/23/2019	<0.1					
9/25/2019		0.075 (J)	0.13 (J)			
9/26/2019					<0.1	0.071 (J)
2/18/2020	<0.1					
2/20/2020		<0.1			<0.1	
2/24/2020			0.051 (J)			0.11 (J)
3/19/2020	<0.1		<0.1		0.052 (J)	0.12 (J)
3/23/2020		<0.1				
5/22/2020				0.065 (J)		
6/23/2020				<0.1		
7/28/2020				<0.1		
9/2/2020				0.061 (J)		

ND substitution: RL or RL/2 if <15% NDs.

Confidence Interval

Constituent: Fluoride (mg/L) Analysis Run 4/18/2023 12:41 PM View: Appendix IV

Plant Bowen Client: Southern Company Data: Bowen AP-1

	BGWA-6	BGWC-10	BGWC-12	BGWC-14A	BGWC-16	BGWC-17
9/23/2020	<0.1					
9/24/2020		<0.1			0.059 (J)	0.12
9/25/2020			<0.1			
10/1/2020				<0.1		
11/10/2020				<0.1		
12/15/2020				0.052		
1/20/2021				<0.1		
2/18/2021	<0.1	<0.1		0.055 (J)	0.064 (J)	0.1
2/19/2021			<0.1			
3/24/2021			<0.1	<0.1	0.053 (J)	0.11
3/30/2021		<0.1				
3/31/2021	<0.1					
8/16/2021	<0.1					
8/18/2021		<0.1	<0.1	<0.1	<0.1	
8/19/2021						0.097 (J)
2/9/2022	<0.1			<0.1		
2/11/2022		<0.1	<0.1		0.056 (J)	0.1
7/26/2022	0.052 (J)			0.082 (J)		
7/27/2022			0.081 (J)		0.091 (J)	0.13
7/28/2022		0.064 (J)				
Mean	0.0861	0.11	0.104	0.08577	0.135	0.1899
Std. Dev.	0.02728	0.06845	0.06177	0.01993	0.1123	0.1388
Upper Lim.	0.1	0.1031	0.12	0.1	0.1576	0.2131
Lower Lim.	0.06	0.05459	0.08	0.055	0.06366	0.1207

ND substitution: RL or RL/2 if <15% NDs.

Confidence Interval

Constituent: Fluoride (mg/L) Analysis Run 4/18/2023 12:41 PM View: Appendix IV

Plant Bowen Client: Southern Company Data: Bowen AP-1

	BGWC-18	BGWC-19	BGWC-20	BGWC-21	BGWC-22	BGWC-23
6/8/2016	0.1 (J)	<0.1	0.09 (J)	<0.1	0.43	
6/9/2016						0.12 (J)
8/12/2016	0.39	0.2 (J)	0.04 (J)			
8/18/2016				0.09 (J)	0.3 (J)	0.08 (J)
10/7/2016	0.16 (J)	0.07 (J)				
10/10/2016			0.06 (J)	0.04 (J)	0.32	0.09 (J)
12/6/2016	0.32					
12/7/2016		0.09 (J)	0.07 (J)			0.08 (J)
12/8/2016				0.08 (J)	0.26 (J)	
2/16/2017	0.38	0.6				
2/17/2017			0.06 (J)	0.08 (J)	0.39	
2/20/2017						0.09 (J)
4/19/2017	0.08 (J)	0.09 (J)	0.005 (J)	0.04 (J)		0.03 (J)
4/20/2017					0.34	
6/1/2017	0.09 (J)	0.05 (J)	0.65	0.03 (J)		
6/5/2017					0.29 (J)	<0.1
7/14/2017	0.06 (J)	0.08 (J)				
7/17/2017						0.09 (J)
7/18/2017			0.36	0.08 (J)		
7/19/2017					0.33	
10/11/2017	0.14 (J)	0.11 (J)	<0.1			0.09 (J)
10/12/2017				0.12 (J)	0.31	
3/27/2018	<0.1	<0.1				
3/28/2018			<0.1	<0.1		
3/29/2018					0.58	<0.1
6/13/2018			0.038 (J)			0.71
6/14/2018	0.095 (J)			<0.1	0.15 (J)	
6/15/2018		0.07 (J)				
10/18/2018	0.054 (J)					
10/19/2018		0.17 (J)		<0.1		
10/22/2018			<0.1		0.78	0.81
2/27/2019	<0.1		0.13 (J)			
3/1/2019		0.14 (J)			0.34	0.38
4/2/2019	0.044 (J)					
4/3/2019		0.051 (J)	0.072 (J)	0.032 (J)	0.23 (J)	0.1 (J)
5/2/2019					1.4	
9/26/2019	0.052 (J)	<0.1	<0.1			
9/27/2019					1	0.54
9/30/2019				0.066 (J)		
2/24/2020	<0.1	0.05 (J)	<0.1			
2/25/2020					0.24 (J)	0.066 (J)
2/26/2020				<0.1		
3/20/2020	<0.1	<0.1		<0.1	0.23 (J)	
3/23/2020			<0.1			0.056 (J)
9/24/2020	0.058 (J)			<0.1	0.24	0.062 (J)
9/28/2020		<0.1	<0.1			
2/18/2021	<0.1	<0.1	<0.1			
2/19/2021				<0.1	0.2	<0.1
3/24/2021	<0.1					
3/26/2021		0.053 (J)				0.054 (J)
3/29/2021			<0.1	<0.1	0.22	
7/19/2021					0.24	0.065 (J)

ND substitution: RL or RL/2 if <15% NDs.

Confidence Interval

Constituent: Fluoride (mg/L) Analysis Run 4/18/2023 12:41 PM View: Appendix IV

Plant Bowen Client: Southern Company Data: Bowen AP-1

	BGWC-18	BGWC-19	BGWC-20	BGWC-21	BGWC-22	BGWC-23
8/19/2021	<0.1					
8/20/2021		<0.1	<0.1	<0.1		
8/23/2021					0.23	<0.1
11/1/2021					0.25	0.068 (J)
2/14/2022						<0.1
2/15/2022					0.24	
2/16/2022	<0.1	<0.1	<0.1	<0.1		
7/27/2022	0.081 (J)	0.071 (J)	0.062 (J)			
7/28/2022				<0.1		
8/1/2022						0.07 (J)
8/2/2022					0.19	
Mean	0.1263	0.1172	0.119	0.08445	0.3742	0.166
Std. Dev.	0.09818	0.1113	0.1324	0.02606	0.2814	0.2097
Upper Lim.	0.14	0.11	0.13	0.1	0.34	0.1
Lower Lim.	0.08	0.07	0.062	0.066	0.23	0.068

ND substitution: RL or RL/2 if <15% NDs.

Confidence Interval

Constituent: Fluoride (mg/L) Analysis Run 4/18/2023 12:41 PM View: Appendix IV

Plant Bowen Client: Southern Company Data: Bowen AP-1

	BGWC-24	BGWC-25	BGWC-30	BGWC-32	BGWC-34D	BGWC-35D
6/8/2016		0.14 (J)				
6/9/2016	<0.1					
8/15/2016		0.08 (J)				
8/18/2016	0.24 (J)					
10/10/2016	0.3	0.1 (J)				
12/7/2016	0.05 (J)					
12/8/2016		0.06 (J)				
1/23/2017			0.06 (J)			
2/7/2017			0.09 (J)			
2/20/2017	0.65	0.16 (J)				
3/27/2017			0.09 (J)			
4/17/2017			0.36			
4/19/2017	0.21 (J)					
4/20/2017		0.02 (J)				
5/22/2017			0.05 (J)			
6/1/2017		0.04 (J)				
6/5/2017	0.05 (J)		0.32			
7/11/2017			0.13 (J)			
7/17/2017	2.5	0.07 (J)				
8/23/2017			0.17 (J)			
10/10/2017			0.35			
10/11/2017	1.8	0.11 (J)				
3/26/2018			0.75			
3/28/2018		<0.1				
3/29/2018	2					
6/13/2018	3.1					
6/14/2018		<0.1				
6/15/2018			0.51			
10/19/2018					<0.1	
10/22/2018	3.1	<0.1	0.44	0.65		0.91
3/1/2019	1	0.12 (J)	0.24 (J)			
4/2/2019			0.68			
4/3/2019	3					
4/4/2019		<0.1			0.035 (J)	0.26 (J)
4/5/2019				0.66		
5/3/2019				1.3		
9/24/2019					<0.1	
9/26/2019				0.15 (J)		0.11 (J)
9/27/2019			0.13 (J)			
9/30/2019	1.2	0.065 (J)				
11/15/2019				0.51		
2/25/2020						0.14 (J)
2/26/2020	0.064 (J)	<0.1	0.057 (J)			
2/27/2020				0.13 (J)	<0.1	
3/23/2020			0.054 (J)			
3/24/2020		<0.1		0.13 (J)	<0.1	
3/25/2020	0.056 (J)					0.17 (J)
9/25/2020	0.054 (J)		<0.1	0.097 (J)		0.17
9/28/2020		<0.1			<0.1	
2/19/2021	0.14				<0.1	
2/22/2021						0.21
2/23/2021		<0.1		0.13		

ND substitution: RL or RL/2 if <15% NDs.

Confidence Interval

Constituent: Fluoride (mg/L) Analysis Run 4/18/2023 12:41 PM View: Appendix IV

Plant Bowen Client: Southern Company Data: Bowen AP-1

	BGWC-24	BGWC-25	BGWC-30	BGWC-32	BGWC-34D	BGWC-35D
3/8/2021			<0.1			
3/25/2021			<0.1			
3/26/2021	0.095 (J)	<0.1				0.13
3/30/2021				0.14	<0.1	
7/19/2021	0.13					
7/20/2021			<0.1			
8/19/2021		<0.1	<0.1			
8/20/2021						0.22
8/23/2021	0.12					
8/24/2021					<0.1	
8/25/2021				0.15		
11/1/2021	0.15		0.055 (J)			
2/14/2022			0.075 (J)			
2/15/2022	<0.1					
2/16/2022		<0.1		0.13	<0.1	
2/17/2022						0.21
7/27/2022		0.051 (J)				
7/28/2022					0.053 (J)	0.23
7/29/2022				0.16		
8/1/2022			0.09 (J)			
8/2/2022	0.097 (J)					
10/21/2022	0.14 (R)					
Mean	0.7825	0.092	0.208	0.3336	0.08982	0.2509
Std. Dev.	1.077	0.03071	0.2007	0.3569	0.02301	0.2234
Upper Lim.	1.2	0.09163	0.1936	0.66	0.1	0.26
Lower Lim.	0.064	0.05483	0.07687	0.13	0.053	0.13

ND substitution: RL or RL/2 if <15% NDs.

Confidence Interval

Constituent: Fluoride (mg/L) Analysis Run 4/18/2023 12:41 PM View: Appendix IV

Plant Bowen Client: Southern Company Data: Bowen AP-1

	BGWC-36D	BGWC-37D	BGWC-38D	BGWC-39	BGWC-40	BGWC-41D
10/17/2018	<0.3					
4/2/2019	0.44					
9/27/2019	0.26 (J)					
12/13/2019				0.16 (J)		
12/16/2019					0.13 (J)	
2/25/2020		0.57				
2/26/2020	0.13 (J)					
2/27/2020			0.55	0.071 (J)		
2/28/2020					0.062 (J)	
3/23/2020	0.13 (J)					
3/24/2020		0.43	0.61	0.06 (J)		
3/25/2020					<0.1	
5/4/2020						<0.1
9/2/2020			0.47			0.088 (J)
9/25/2020		0.34				
9/28/2020	0.1					
9/29/2020				<0.1	<0.1	
2/22/2021		0.3		0.095 (J)	<0.1	0.099 (J)
3/8/2021	0.14					
3/9/2021			0.67			
3/25/2021	0.12					
3/26/2021		0.27				
3/29/2021			0.73			
3/30/2021					0.06 (J)	
3/31/2021				0.08 (J)		0.077 (J)
8/19/2021			0.4			
8/20/2021		0.18				
8/23/2021	0.11					
8/24/2021				0.18	0.076 (J)	0.11
11/1/2021			0.32			
2/14/2022	0.12		0.34			
2/15/2022						0.07 (J)
2/16/2022				0.11	0.068 (J)	
2/17/2022		0.16				
7/28/2022		0.19			0.092 (J)	
7/29/2022	0.14					0.1
8/2/2022			0.46	0.12		
Mean	0.1673	0.305	0.5056	0.1029	0.08756	0.08486
Std. Dev.	0.09991	0.1405	0.1443	0.04443	0.02295	0.02069
Upper Lim.	0.26	0.4539	0.6449	0.1458	0.09873	0.1094
Lower Lim.	0.11	0.1561	0.3662	0.05999	0.05745	0.06028

ND substitution: RL or RL/2 if <15% NDs.

Confidence Interval

Constituent: Fluoride (mg/L) Analysis Run 4/18/2023 12:41 PM View: Appendix IV

Plant Bowen Client: Southern Company Data: Bowen AP-1

	BGWC-42D	BGWC-43D	BGWC-44D	BGWC-49D	BGWC-50D	BGWC-51
5/4/2020		0.93	<0.1			
5/11/2020	0.34					
5/20/2020	0.4	0.78				
9/3/2020	0.5	0.87	<0.1			
1/28/2021						0.17
2/18/2021			0.16			
2/22/2021	0.69					
2/23/2021						0.087 (J)
3/8/2021		0.9				
3/29/2021		1				
3/30/2021						0.11
3/31/2021			0.088 (J)			
4/1/2021	0.72					
4/19/2021				0.055 (J)	0.078 (J)	
7/20/2021		1.2				
8/18/2021			<0.1		<0.1	
8/20/2021	0.56					
8/23/2021		1.2				0.084 (J)
8/24/2021				<0.1		
2/9/2022			0.11		0.08 (J)	
2/14/2022						0.13
2/15/2022		0.89				
2/17/2022	0.61			<0.1		
7/26/2022			<0.1		0.12	
7/28/2022	0.55					
8/1/2022		0.86		0.087 (J)		0.16
Mean	0.5463	0.9589	0.1083	0.0855	0.0945	0.1235
Std. Dev.	0.1316	0.1486	0.02368	0.02124	0.01969	0.03636
Upper Lim.	0.6857	1.099	0.16	0.1073	0.1296	0.1735
Lower Lim.	0.4068	0.8194	0.088	0.03467	0.0489	0.07355

ND substitution: RL or RL/2 if <15% NDs.

Confidence Interval

Constituent: Fluoride (mg/L) Analysis Run 4/18/2023 12:41 PM View: Appendix IV

Plant Bowen Client: Southern Company Data: Bowen AP-1

	BGWC-52	BGWC-7	BGWC-8	BGWC-9
6/6/2016				0.12 (J)
6/7/2016			<0.1	
6/8/2016		0.19 (J)		
8/10/2016			0.07 (J)	
8/11/2016		0.15 (J)		0.27 (J)
10/4/2016			0.07 (J)	
10/5/2016				0.12 (J)
10/6/2016		0.17 (J)		
12/2/2016			0.09 (J)	
12/5/2016				0.26 (J)
12/6/2016		0.22 (J)		
2/14/2017			0.02 (J)	
2/15/2017		0.18 (J)		0.46
4/14/2017			0.02 (J)	
4/17/2017				0.14 (J)
4/18/2017		0.11 (J)		
5/26/2017			0.02 (J)	0.13 (J)
6/2/2017		0.07 (J)		
7/10/2017			0.03 (J)	
7/11/2017				0.2 (J)
7/14/2017		0.23 (J)		
10/10/2017			<0.1	0.61
10/11/2017		0.1 (J)		
3/26/2018			<0.1	
3/27/2018		<0.3		0.36
6/12/2018			0.061 (J)	0.13 (J)
6/13/2018		0.25 (J)		
10/16/2018			<0.1	
10/17/2018				0.13 (J)
10/18/2018		0.047 (J)		
2/25/2019			<0.1	
2/28/2019		0.23 (J)		
4/1/2019			<0.1	0.33
4/2/2019		0.22 (J)		
9/24/2019		0.12 (J)	<0.1	0.096 (J)
2/19/2020			<0.1	
2/20/2020				0.063 (J)
2/21/2020		0.12 (J)		
3/18/2020			<0.1	
3/19/2020		0.12 (J)		0.074 (J)
9/23/2020			<0.1	
9/24/2020				0.091 (J)
9/25/2020		0.11		
1/28/2021	0.1			
2/16/2021			<0.1	
2/17/2021				0.086 (J)
2/18/2021		0.13		
2/23/2021	0.073 (J)			
3/24/2021			<0.1	0.075 (J)
3/30/2021	0.12	0.18		
8/18/2021			<0.1	0.073 (J)
8/19/2021		0.12		

ND substitution: RL or RL/2 if <15% NDs.

Confidence Interval

Constituent: Fluoride (mg/L) Analysis Run 4/18/2023 12:41 PM View: Appendix IV

Plant Bowen Client: Southern Company Data: Bowen AP-1

	BGWC-52	BGWC-7	BGWC-8	BGWC-9
8/23/2021	0.093 (J)			
2/10/2022			<0.1	0.071 (J)
2/11/2022		0.12		
2/14/2022	0.1			
7/26/2022			0.067 (J)	0.11
7/28/2022	0.14	0.16		
Mean	0.1043	0.152	0.08035	0.1818
Std. Dev.	0.02309	0.05394	0.02994	0.1443
Upper Lim.	0.1361	0.1803	0.1	0.2054
Lower Lim.	0.07262	0.1238	0.067	0.1011

ND substitution: RL or RL/2 if <15% NDs.

Confidence Interval

Constituent: Lead (mg/L) Analysis Run 4/18/2023 12:41 PM View: Appendix IV

Plant Bowen Client: Southern Company Data: Bowen AP-1

	BGWA-6	BGWC-10	BGWC-12	BGWC-14A	BGWC-16	BGWC-17
6/6/2016	<0.001					
6/7/2016		<0.001	<0.001		<0.001	<0.001
8/10/2016	<0.001					
8/11/2016					<0.001	<0.001
8/12/2016			0.0001 (J)			
8/16/2016		<0.001				
10/4/2016	<0.001					
10/6/2016			0.0002 (J)			
10/7/2016		<0.001			<0.001	<0.001
12/1/2016	<0.001					
12/5/2016			0.0003 (J)			
12/6/2016		<0.001			<0.001	<0.001
2/14/2017	<0.001					
2/15/2017			<0.001			
2/16/2017		<0.001			<0.001	<0.001
4/13/2017	<0.001					
4/18/2017		<0.001	<0.001		<0.001	
4/19/2017						<0.001
5/25/2017	<0.001					
5/30/2017					0.0001 (J)	<0.001
6/2/2017		<0.001	0.0001 (J)			
7/7/2017	<0.001					
7/12/2017		<0.001				
7/13/2017			0.0001 (J)			
7/14/2017					0.0002 (J)	<0.001
3/27/2018		<0.001			<0.001	<0.001
3/28/2018			<0.001			
2/25/2019					<0.001	
2/27/2019						<0.001
2/28/2019		<0.001	<0.001			
4/1/2019			<0.001			
4/2/2019	7E-05 (J)	<0.001			<0.001	<0.001
9/23/2019	<0.001					
9/25/2019		0.00019 (J)	0.00063 (J)			
9/26/2019					0.00034 (J)	<0.001
2/18/2020	<0.001					
2/20/2020		0.00014 (J)			0.00014 (J)	
2/24/2020			<0.001			7.9E-05 (J)
3/19/2020	<0.001		<0.001		0.00013 (J)	<0.001
3/23/2020		<0.001				
5/22/2020				7.3E-05 (J)		
6/23/2020				<0.001		
7/28/2020				<0.001		
9/2/2020				<0.001		
9/23/2020	6.4E-05 (J)					
9/24/2020		<0.001			0.00021 (J)	<0.001
9/25/2020			<0.001			
10/1/2020				6.2E-05 (J)		
11/10/2020				0.00011 (J)		
12/15/2020				5.6E-05 (J)		
1/20/2021				<0.001		
2/18/2021	5.7E-05 (J)	<0.001		<0.001	0.00013 (J)	<0.001

ND substitution: RL or RL/2 if <15% NDs.

Confidence Interval

Constituent: Lead (mg/L) Analysis Run 4/18/2023 12:41 PM View: Appendix IV

Plant Bowen Client: Southern Company Data: Bowen AP-1

	BGWA-6	BGWC-10	BGWC-12	BGWC-14A	BGWC-16	BGWC-17
2/19/2021			8.7E-05 (J)			
3/24/2021			0.00013 (J)	<0.001	8E-05 (J)	<0.001
3/30/2021		<0.001				
3/31/2021	0.00016 (J)					
8/16/2021	<0.001					
8/18/2021		<0.001	<0.001	<0.001	<0.001	
8/19/2021						<0.001
2/9/2022	<0.001			<0.001		
2/11/2022		<0.001	<0.001		<0.001	<0.001
7/26/2022	<0.001			<0.001		
7/27/2022			<0.001		<0.001	<0.001
7/28/2022		<0.001				
Mean	0.0007973	0.0009165	0.0006824	0.0007155	0.0006665	0.000954
Std. Dev.	0.0003908	0.0002571	0.0004148	0.0004444	0.0004221	0.0002059
Upper Lim.	0.001	0.001	0.001	0.001	0.001	0.001
Lower Lim.	0.00016	0.00019	0.00013	6.2E-05	0.00014	7.9E-05

ND substitution: RL or RL/2 if <15% NDs.

Confidence Interval

Constituent: Lead (mg/L) Analysis Run 4/18/2023 12:41 PM View: Appendix IV

Plant Bowen Client: Southern Company Data: Bowen AP-1

	BGWC-18	BGWC-19	BGWC-20	BGWC-21	BGWC-22	BGWC-23
6/8/2016	<0.001	<0.001	<0.001	<0.001	<0.001	
6/9/2016						<0.001
8/12/2016	0.0001 (J)	<0.001	<0.001			
8/18/2016				<0.001	<0.001	<0.001
10/7/2016	<0.001	<0.001				
10/10/2016			<0.001	<0.001	<0.001	<0.001
12/6/2016	0.0001 (J)					
12/7/2016		<0.001	<0.001			<0.001
12/8/2016				<0.001	<0.001	
2/16/2017	0.0002 (J)	<0.001				
2/17/2017			<0.001	<0.001	<0.001	
2/20/2017						<0.001
4/19/2017	0.0001 (J)	0.0006 (J)	<0.001	<0.001		<0.001
4/20/2017					<0.001	
6/1/2017	9E-05 (J)	<0.001	0.0001 (J)	<0.001		
6/5/2017					<0.001	<0.001
7/14/2017	0.0001 (J)	<0.001				
7/17/2017						<0.001
7/18/2017			<0.001	<0.001		
7/19/2017					<0.001	
3/27/2018	<0.001	<0.001				
3/28/2018			<0.001	<0.001		
3/29/2018					<0.001	<0.001
2/27/2019	<0.001		<0.001			
3/1/2019		<0.001			0.00033 (J)	<0.001
4/2/2019	8.1E-05 (J)					
4/3/2019		<0.001	<0.001	6.8E-05 (J)	<0.001	<0.001
9/26/2019	<0.001	<0.001	<0.001			
9/27/2019					5.4E-05 (J)	<0.001
9/30/2019				7.3E-05 (J)		
2/24/2020	<0.001	<0.001	<0.001			
2/25/2020					<0.001	<0.001
2/26/2020				5.3E-05 (J)		
3/20/2020	<0.001	<0.001		6E-05 (J)	<0.001	
3/23/2020			<0.001			<0.001
9/24/2020	<0.001			5E-05 (J)	0.00014 (J)	0.00014 (J)
9/28/2020		3.8E-05 (J)	8.3E-05 (J)			
2/18/2021	<0.001	<0.001	<0.001			
2/19/2021				8.7E-05 (J)	0.00011 (J)	<0.001
3/24/2021	<0.001					
3/26/2021		<0.001				0.00031 (J)
3/29/2021			<0.001	9.4E-05 (J)	6.1E-05 (J)	
8/19/2021	<0.001					
8/20/2021		<0.001	<0.001	<0.001		
8/23/2021					<0.001	<0.001
2/14/2022						<0.001
2/15/2022					<0.001	
2/16/2022	<0.001	<0.001	<0.001	<0.001		
7/27/2022	<0.001	<0.001	<0.001			
7/28/2022				<0.001		
8/1/2022						<0.001
8/2/2022					<0.001	

ND substitution: RL or RL/2 if <15% NDs.

Confidence Interval

Constituent: Lead (mg/L) Analysis Run 4/18/2023 12:41 PM View: Appendix IV

Plant Bowen Client: Southern Company Data: Bowen AP-1

	BGWC-18	BGWC-19	BGWC-20	BGWC-21	BGWC-22	BGWC-23
Mean	0.0006886	0.0009319	0.0009092	0.0006571	0.0007848	0.0009225
Std. Dev.	0.000436	0.0002286	0.0002796	0.0004614	0.000386	0.0002401
Upper Lim.	0.001	0.001	0.001	0.001	0.001	0.001
Lower Lim.	0.0001	0.0006	0.0001	6.8E-05	0.00033	0.00031

Confidence Interval

Constituent: Lead (mg/L) Analysis Run 4/18/2023 12:41 PM View: Appendix IV

Plant Bowen Client: Southern Company Data: Bowen AP-1

	BGWC-24	BGWC-25	BGWC-30	BGWC-31	BGWC-32	BGWC-34D
6/8/2016		<0.001				
6/9/2016	0.00059 (J)					
8/15/2016		0.0005 (J)				
8/18/2016	<0.001					
10/10/2016	<0.001	<0.001				
12/7/2016	<0.001					
12/8/2016		0.0006 (J)				
1/23/2017			0.0003 (J)			
2/7/2017			0.0002 (J)			
2/20/2017	<0.001	0.0004 (J)				
3/27/2017			8E-05 (J)			
4/17/2017			<0.001			
4/19/2017	<0.001					
4/20/2017		0.0002 (J)				
5/22/2017			<0.001			
6/1/2017		7E-05 (J)				
6/5/2017	7E-05 (J)		<0.001			
7/11/2017			8E-05 (J)			
7/17/2017	<0.001	<0.001				
8/23/2017			<0.001			
3/26/2018			<0.001			
3/28/2018		<0.001				
3/29/2018	<0.001					
3/1/2019	<0.001	<0.001	<0.001			
4/2/2019			<0.001			
4/3/2019	<0.001					
4/4/2019		<0.001		0.00065 (J)		5.4E-05 (J)
4/5/2019					<0.001	
9/24/2019				0.0004 (J)		<0.001
9/26/2019					<0.001	
9/27/2019			0.00018 (J)			
9/30/2019	<0.001	<0.001				
2/26/2020	<0.001	<0.001	0.00035 (J)	7.6E-05 (J)		
2/27/2020					<0.001	<0.001
3/23/2020			0.00011 (J)	0.00028 (J)		
3/24/2020		<0.001			<0.001	<0.001
3/25/2020	5.4E-05 (J)					
9/25/2020	0.0001 (J)		0.00016 (J)		0.00011 (J)	
9/28/2020		5.1E-05 (J)		0.0013 (J)		<0.001
2/19/2021	4.3E-05 (J)					<0.001
2/22/2021				0.00045 (J)		
2/23/2021		7.4E-05 (J)			7.2E-05 (J)	
3/8/2021			0.00018 (J)			
3/25/2021			0.00015 (J)			
3/26/2021	7.1E-05 (J)	0.00013 (J)				
3/29/2021				0.00061 (J)		
3/30/2021					<0.001	<0.001
8/19/2021		<0.001	<0.001			
8/20/2021				<0.001		
8/23/2021	<0.001					
8/24/2021						<0.001
8/25/2021					<0.001	

ND substitution: RL or RL/2 if <15% NDs.

Confidence Interval

Constituent: Lead (mg/L) Analysis Run 4/18/2023 12:41 PM View: Appendix IV

Plant Bowen Client: Southern Company Data: Bowen AP-1

	BGWC-24	BGWC-25	BGWC-30	BGWC-31	BGWC-32	BGWC-34D
2/14/2022			<0.001			
2/15/2022	<0.001					
2/16/2022		<0.001		<0.001	<0.001	<0.001
7/27/2022		<0.001				
7/28/2022				<0.001		<0.001
7/29/2022					<0.001	
8/1/2022			<0.001			
8/2/2022	<0.001					
10/21/2022	<0.001 (R)					
Mean	0.0007585	0.0007013	0.0005895	0.0006766	0.0008182	0.0009054
Std. Dev.	0.0004057	0.0003977	0.0004255	0.0003878	0.0003834	0.0002992
Upper Lim.	0.001	0.001	0.001	0.0007894	0.001	0.001
Lower Lim.	0.0001	0.0002	0.00016	0.0002104	0.00011	0.001

ND substitution: RL or RL/2 if <15% NDs.

Confidence Interval

Constituent: Lead (mg/L) Analysis Run 4/18/2023 12:41 PM View: Appendix IV

Plant Bowen Client: Southern Company Data: Bowen AP-1

	BGWC-35D	BGWC-36D	BGWC-37D	BGWC-38D	BGWC-39	BGWC-40
4/2/2019		0.00067 (J)				
4/4/2019	0.00023 (J)					
9/26/2019	6.9E-05 (J)					
9/27/2019		0.0005 (J)				
2/25/2020	0.00025 (J)		0.00011 (J)			
2/26/2020		0.00033 (J)				
2/27/2020				0.00025 (J)	<0.001	
2/28/2020						0.00014 (J)
3/23/2020		0.00014 (J)				
3/24/2020			7.3E-05 (J)	0.00016 (J)	0.0001 (J)	
3/25/2020	0.00018 (J)					0.00017 (J)
9/2/2020				0.00022 (J)		
9/25/2020	0.00037 (J)		0.00029 (J)			
9/28/2020		0.00017 (J)				
9/29/2020					<0.001	0.00024 (J)
2/22/2021	0.00011 (J)		8.2E-05 (J)		<0.001	0.00014 (J)
3/8/2021		0.00011 (J)				
3/9/2021				<0.001		
3/25/2021		<0.001				
3/26/2021	<0.001		<0.001			
3/29/2021				<0.001		
3/30/2021						0.00018 (J)
3/31/2021					<0.001	
8/19/2021				<0.001		
8/20/2021	<0.001		<0.001			
8/23/2021		<0.001				
8/24/2021					<0.001	<0.001
2/14/2022		<0.001		<0.001		
2/16/2022					<0.001	<0.001
2/17/2022	<0.001		<0.001			
7/28/2022	<0.001		<0.001			<0.001
7/29/2022		<0.001				
8/2/2022				<0.001	<0.001	
Mean	0.0005209	0.000592	0.0005694	0.0007038	0.0008875	0.0004838
Std. Dev.	0.0004201	0.0003893	0.0004652	0.0004096	0.0003182	0.0004286
Upper Lim.	0.0002864	0.001	0.001	0.001	0.001	0.001
Lower Lim.	0.0001099	0.00014	7.3E-05	0.00016	0.0001	0.00014

ND substitution: RL or RL/2 if <15% NDs.

Confidence Interval

Constituent: Lead (mg/L) Analysis Run 4/18/2023 12:41 PM View: Appendix IV

Plant Bowen Client: Southern Company Data: Bowen AP-1

	BGWC-41D	BGWC-42D	BGWC-43D	BGWC-44D	BGWC-49D	BGWC-50D
9/2/2020	<0.001					
9/3/2020		<0.001	0.00012 (J)	<0.001		
2/18/2021				0.00017 (J)		
2/22/2021	<0.001	4.1E-05 (J)				
3/8/2021			<0.001			
3/29/2021			<0.001			
3/31/2021	3.6E-05 (J)			<0.001		
4/1/2021		4.4E-05 (J)				
4/19/2021					4.4E-05 (J)	0.00014 (J)
8/18/2021				<0.001		<0.001
8/20/2021		<0.001				
8/23/2021			<0.001			
8/24/2021	<0.001				<0.001	
2/9/2022				<0.001		<0.001
2/15/2022	<0.001		<0.001			
2/17/2022		<0.001			<0.001	
7/26/2022				<0.001		<0.001
7/28/2022		<0.001				
7/29/2022	<0.001					
8/1/2022			<0.001		<0.001	
Mean	0.0008393	0.0006808	0.0008533	0.0008617	0.000761	0.000785
Std. Dev.	0.0003936	0.0004945	0.0003593	0.0003388	0.000478	0.00043
Upper Lim.	0.001	0.001	0.001	0.001	0.001	0.001
Lower Lim.	3.6E-05	4.1E-05	0.00012	0.00017	4.4E-05	0.00014

ND substitution: RL or RL/2 if <15% NDs.

Confidence Interval

Constituent: Lead (mg/L) Analysis Run 4/18/2023 12:41 PM View: Appendix IV

Plant Bowen Client: Southern Company Data: Bowen AP-1

	BGWC-51	BGWC-52	BGWC-8	BGWC-9
6/6/2016				<0.001
6/7/2016			<0.001	
8/10/2016			<0.001	
8/11/2016				<0.001
10/4/2016			<0.001	
10/5/2016				0.0005 (J)
12/2/2016			<0.001	
12/5/2016				0.0002 (J)
2/14/2017			<0.001	
2/15/2017				<0.001
4/14/2017			<0.001	
4/17/2017				0.0001 (J)
5/26/2017			0.0003 (J)	0.0001 (J)
7/10/2017			<0.001	
7/11/2017				<0.001
3/26/2018			<0.001	
3/27/2018				<0.001
2/25/2019			<0.001	
4/1/2019			<0.001	9.2E-05 (J)
9/24/2019			<0.001	5.6E-05 (J)
2/19/2020			0.00014 (J)	
2/20/2020				8.2E-05 (J)
3/18/2020			<0.001	
3/19/2020				6.3E-05 (J)
9/23/2020			<0.001	
9/24/2020				<0.001
1/28/2021	0.00016 (J)	5.4E-05 (J)		
2/16/2021			0.0001 (J)	
2/17/2021				7.5E-05 (J)
2/23/2021	0.00015 (J)	0.0001 (J)		
3/24/2021			0.00015 (J)	<0.001
3/30/2021	0.00022 (J)	0.00011 (J)		
8/18/2021			<0.001	<0.001
8/23/2021	<0.001	<0.001		
2/10/2022			<0.001	<0.001
2/14/2022	<0.001	<0.001		
7/26/2022			<0.001	<0.001
7/28/2022		<0.001		
8/1/2022	<0.001			
Mean	0.0005883	0.000544	0.0008345	0.0005931
Std. Dev.	0.0004516	0.0004999	0.0003414	0.0004506
Upper Lim.	0.001	0.001	0.001	0.001
Lower Lim.	0.00015	5.4E-05	0.0003	8.2E-05

ND substitution: RL or RL/2 if <15% NDs.

Confidence Interval

Constituent: Lithium (mg/L) Analysis Run 4/18/2023 12:41 PM View: Appendix IV

Plant Bowen Client: Southern Company Data: Bowen AP-1

	BGWA-6	BGWC-10	BGWC-12	BGWC-14A	BGWC-16	BGWC-17
6/6/2016	<0.03					
6/7/2016		0.0065	<0.05		<0.03	<0.03
8/10/2016	<0.03					
8/11/2016					<0.03	<0.03
8/12/2016			<0.05			
8/16/2016		<0.03				
10/4/2016	<0.03					
10/6/2016			<0.05			
10/7/2016		<0.03			<0.03	<0.03
12/1/2016	<0.03					
12/5/2016			<0.05			
12/6/2016		<0.03			<0.03	<0.03
2/14/2017	<0.03					
2/15/2017			<0.05			
2/16/2017		<0.03			<0.03	<0.03
4/13/2017	<0.03					
4/18/2017		0.0011 (J)	<0.05		<0.03	
4/19/2017						<0.03
5/25/2017	<0.03					
5/30/2017					<0.03	<0.03
6/2/2017		0.0011 (J)	<0.05			
7/7/2017	<0.03					
7/12/2017		<0.03				
7/13/2017			<0.05			
7/14/2017					<0.03	<0.03
3/27/2018		0.0025 (J)			<0.03	<0.03
3/28/2018			<0.05			
6/12/2018					<0.03	
6/14/2018		0.0011 (J)	<0.05			<0.03
10/16/2018	<0.03					
10/17/2018			<0.05			<0.03
10/18/2018		0.0016 (J)			<0.03	
2/25/2019					<0.03	
2/27/2019						<0.03
2/28/2019		0.0017 (J)	0.0011 (J)			
4/1/2019			0.00078 (J)			
4/2/2019	<0.03	0.0012 (J)			0.00049 (J)	0.00069 (J)
9/23/2019	<0.03					
9/25/2019		<0.03	0.001 (J)			
9/26/2019					<0.03	<0.03
2/18/2020	<0.03					
2/20/2020		0.00093 (J)			<0.03	
2/24/2020			0.00091 (J)			<0.03
3/19/2020	<0.03		0.00097 (J)		<0.03	<0.03
3/23/2020		0.00084 (J)				
5/22/2020				<0.03		
6/23/2020				<0.03		
7/28/2020				<0.03		
9/2/2020				0.00095 (J)		
9/23/2020	<0.03					
9/24/2020		0.0013 (J)			<0.03	<0.03
9/25/2020			0.001 (J)			

ND substitution: RL or RL/2 if <15% NDs.

Confidence Interval

Constituent: Lithium (mg/L) Analysis Run 4/18/2023 12:41 PM View: Appendix IV

Plant Bowen Client: Southern Company Data: Bowen AP-1

	BGWA-6	BGWC-10	BGWC-12	BGWC-14A	BGWC-16	BGWC-17
10/1/2020				0.00095 (J)		
11/10/2020				<0.03		
12/15/2020				0.00091		
1/20/2021				0.00082 (J)		
2/18/2021	<0.03	0.0011 (J)		<0.03	<0.03	<0.03
2/19/2021			0.0011 (J)			
3/24/2021			0.0012 (J)	<0.03	<0.03	<0.03
3/30/2021		0.00092 (J)				
3/31/2021	0.00082 (J)					
8/16/2021	<0.03					
8/18/2021		<0.03	0.0013 (J)	0.00087 (J)	<0.03	
8/19/2021						<0.03
2/9/2022	<0.03			<0.03		
2/11/2022		0.00079 (J)	0.0011 (J)		<0.03	<0.03
7/26/2022	<0.03			0.0011 (J)		
7/27/2022			0.0014 (J)		<0.03	<0.03
7/28/2022		0.00076 (J)				
Mean	0.02846	0.01061	0.02554	0.01658	0.02866	0.02867
Std. Dev.	0.006694	0.01361	0.02504	0.01508	0.006292	0.006249
Upper Lim.	0.03	0.03	0.05	0.03	0.03	0.03
Lower Lim.	0.00082	0.00093	0.001	0.00087	0.00049	0.00069

ND substitution: RL or RL/2 if <15% NDs.

Confidence Interval

Constituent: Lithium (mg/L) Analysis Run 4/18/2023 12:41 PM View: Appendix IV

Plant Bowen Client: Southern Company Data: Bowen AP-1

	BGWC-20	BGWC-22	BGWC-23	BGWC-24	BGWC-30	BGWC-34D
6/8/2016	0.016	0.012				
6/9/2016			0.0074	0.0057		
8/12/2016	0.0202 (J)					
8/18/2016		0.0118 (J)	0.0078 (J)	0.0061 (J)		
10/10/2016	0.0194 (J)	0.0137 (J)	0.0093 (J)	0.006 (J)		
12/7/2016	0.0265 (J)		0.0117 (J)	0.0066 (J)		
12/8/2016		0.0154 (J)				
1/23/2017					0.0171 (J)	
2/7/2017					0.0196 (J)	
2/17/2017	0.0253 (J)	0.0125 (J)				
2/20/2017			0.011 (J)	0.0053 (J)		
3/27/2017					0.0192 (J)	
4/17/2017					0.0169 (J)	
4/19/2017	0.0233 (J)		0.0105 (J)	0.0055 (J)		
4/20/2017		0.012 (J)				
5/22/2017					0.0167 (J)	
6/1/2017	0.023 (J)					
6/5/2017		0.0114 (J)	0.0108 (J)	0.0068 (J)	0.0177 (J)	
7/11/2017					0.0203 (J)	
7/17/2017			0.0095 (J)	<0.03		
7/18/2017	0.0207 (J)					
7/19/2017		0.0126 (J)				
8/23/2017					0.0182 (J)	
3/26/2018					0.0063 (J)	
3/28/2018	0.013 (J)					
3/29/2018		0.021 (J)	0.014 (J)	0.0053 (J)		
6/13/2018	0.02 (J)		0.014 (J)	0.0067 (J)		
6/14/2018		0.024 (J)				
6/15/2018					0.0049 (J)	
10/19/2018						0.00098 (J)
10/22/2018	0.016 (J)	0.034 (J)	0.016 (J)	0.0075 (J)	0.005 (J)	
2/27/2019	0.015 (J)					
3/1/2019		0.022 (J)	0.017 (J)	0.0068 (J)	0.0044 (J)	
4/2/2019					0.0041 (J)	
4/3/2019	0.012 (J)	0.024 (J)	0.013 (J)	0.0048 (J)		
4/4/2019						0.00068 (J)
9/24/2019						<0.03
9/26/2019	0.018 (J)					
9/27/2019		0.039	0.024 (J)		0.0012 (J)	
9/30/2019				0.0077 (J)		
2/24/2020	0.021 (J)					
2/25/2020		0.026 (J)	0.033			
2/26/2020				0.0082 (J)	0.00096 (J)	
2/27/2020						<0.03
3/20/2020		0.029 (J)				
3/23/2020	0.02 (J)		0.032		0.0014 (J)	
3/24/2020						<0.03
3/25/2020				0.0078 (J)		
9/24/2020		0.043	0.031			
9/25/2020				0.0078 (J)	0.0011 (J)	
9/28/2020	0.027 (J)					<0.03
2/18/2021	0.041					

ND substitution: RL or RL/2 if <15% NDs.

Confidence Interval

Constituent: Lithium (mg/L) Analysis Run 4/18/2023 12:41 PM View: Appendix IV

Plant Bowen Client: Southern Company Data: Bowen AP-1

	BGWC-20	BGWC-22	BGWC-23	BGWC-24	BGWC-30	BGWC-34D
2/19/2021		0.035	0.04	0.0086 (J)		<0.03
3/8/2021					0.0012 (J)	
3/25/2021					<0.03	
3/26/2021			0.039 (J)	<0.03		
3/29/2021	0.036	0.033				
3/30/2021						<0.03
8/19/2021					0.0012 (J)	
8/20/2021	0.025 (J)					
8/23/2021		0.028 (J)	0.029 (J)	0.0076 (J)		
8/24/2021						<0.03
2/14/2022			0.033		0.0015 (J)	
2/15/2022		0.032 (J)		0.0086 (J)		
2/16/2022	0.031					<0.03
7/27/2022	0.037					
7/28/2022						<0.03
8/1/2022			0.029 (J)		0.0012 (J)	
8/2/2022		0.03 (J)		<0.03		
10/21/2022				0.0057 (J)		
Mean	0.02302	0.0237	0.02009	0.00783	0.008871	0.0247
Std. Dev.	0.007705	0.009957	0.01101	0.003041	0.007859	0.0118
Upper Lim.	0.02715	0.02904	0.02475	0.0082	0.0171	0.03
Lower Lim.	0.01888	0.01836	0.01345	0.0057	0.0012	0.00098

ND substitution: RL or RL/2 if <15% NDs.

Confidence Interval

Constituent: Lithium (mg/L) Analysis Run 4/18/2023 12:41 PM View: Appendix IV

Plant Bowen Client: Southern Company Data: Bowen AP-1

	BGWC-35D	BGWC-36D	BGWC-37D	BGWC-38D	BGWC-39	BGWC-40
10/17/2018		0.0044 (J)				
10/22/2018	0.011 (J)					
4/2/2019		0.0021 (J)				
4/4/2019	0.0096 (J)					
9/26/2019	0.013					
9/27/2019		0.0028 (J)				
2/25/2020	0.011 (J)		0.044			
2/26/2020		0.001 (J)				
2/27/2020				0.02 (J)	0.0036 (J)	
2/28/2020						0.00084 (J)
3/23/2020		<0.03				
3/24/2020			0.025 (J)	0.019 (J)	0.0029 (J)	
3/25/2020	0.0092 (J)					0.00079 (J)
9/2/2020				0.0096 (J)		
9/25/2020	0.0062 (J)		0.014 (J)			
9/28/2020		0.0011 (J)				
9/29/2020					0.0066 (J)	<0.03
2/22/2021	0.014 (J)		0.0092 (J)		0.0038 (J)	<0.03
3/8/2021		0.0017 (J)				
3/9/2021				0.011 (J)		
3/25/2021		0.0022 (J)				
3/26/2021	0.02 (J)		0.0066 (J)			
3/29/2021				0.012 (J)		
3/30/2021						0.00086 (J)
3/31/2021					0.0039 (J)	
8/19/2021				0.0066 (J)		
8/20/2021	0.016 (J)		0.004 (J)			
8/23/2021		0.0022 (J)				
8/24/2021					0.0056 (J)	0.001 (J)
2/14/2022		0.002 (J)		0.0061 (J)		
2/16/2022					0.0042 (J)	<0.15 (o)
2/17/2022	0.018 (J)		<0.15 (o)			
7/28/2022	0.016 (J)		0.0026 (J)			<0.03
7/29/2022		0.0012 (J)				
8/2/2022				0.009 (J)	0.0038 (J)	
Mean	0.01309	0.003245	0.01506	0.01166	0.0043	0.01336
Std. Dev.	0.004161	0.004012	0.01484	0.005235	0.001201	0.01557
Upper Lim.	0.01656	0.0044	0.03167	0.01721	0.005573	0.03
Lower Lim.	0.009623	0.0011	0.001954	0.006114	0.003027	0.00079

ND substitution: RL or RL/2 if <15% NDs.

Confidence Interval

Constituent: Lithium (mg/L) Analysis Run 4/18/2023 12:41 PM View: Appendix IV

Plant Bowen Client: Southern Company Data: Bowen AP-1

	BGWC-41D	BGWC-42D	BGWC-43D	BGWC-44D	BGWC-49D	BGWC-51
9/2/2020	0.00092 (J)					
9/3/2020		0.0014 (J)	0.023 (J)	0.0016 (J)		
1/28/2021						0.0017 (J)
2/18/2021				0.0035 (J)		
2/22/2021	0.0017 (J)	<0.03				
2/23/2021						0.0015 (J)
3/8/2021			0.024 (J)			
3/29/2021			0.026 (J)			
3/30/2021						0.0035 (J)
3/31/2021	0.0017 (J)			0.0029 (J)		
4/1/2021		0.0022 (J)				
4/19/2021					0.0083 (J)	
8/18/2021				0.0027 (J)		
8/20/2021		0.0012 (J)				
8/23/2021			0.031			0.0011 (J)
8/24/2021	0.0024 (J)				0.01 (J)	
2/9/2022				0.0036 (J)		
2/14/2022						<0.03
2/15/2022	0.002 (J)		0.027 (J)			
2/17/2022		<0.15 (o)			0.0076 (J)	
7/26/2022				0.0037 (J)		
7/28/2022		0.0016 (J)				
7/29/2022	0.0018 (J)					
8/1/2022			0.025 (J)		0.0057 (J)	<0.03
Mean	0.001753	0.00728	0.026	0.003	0.0079	0.0113
Std. Dev.	0.0004861	0.01271	0.002828	0.000795	0.00178	0.01451
Upper Lim.	0.002421	0.03	0.02989	0.004092	0.01194	0.03
Lower Lim.	0.001086	0.0012	0.02211	0.001908	0.00386	0.0011

ND substitution: RL or RL/2 if <15% NDs.

Confidence Interval

Constituent: Lithium (mg/L) Analysis Run 4/18/2023 12:41 PM View: Appendix IV

Plant Bowen Client: Southern Company Data: Bowen AP-1

	BGWC-52	BGWC-7	BGWC-8	BGWC-9
6/6/2016				<0.05
6/7/2016			<0.03	
6/8/2016		0.0079		
8/10/2016			<0.03	
8/11/2016		0.0093 (J)		<0.05
10/4/2016			<0.03	
10/5/2016				<0.05
10/6/2016		0.0102 (J)		
12/2/2016			<0.03	
12/5/2016				<0.05
12/6/2016		0.0094 (J)		
2/14/2017			<0.03	
2/15/2017		<0.05		<0.05
4/14/2017			<0.03	
4/17/2017				0.0013 (J)
4/18/2017		0.0086 (J)		
5/26/2017			<0.03	0.0013 (J)
6/2/2017		0.0102 (J)		
7/10/2017			<0.03	
7/11/2017				<0.05
7/14/2017		0.0092 (J)		
3/26/2018			<0.03	
3/27/2018		0.0087 (J)		0.0014 (J)
6/12/2018			<0.03	0.0012 (J)
6/13/2018		0.0084 (J)		
10/16/2018			0.001 (J)	
10/17/2018				<0.05
10/18/2018		0.0083 (J)		
2/25/2019			<0.03	
2/28/2019		0.0086 (J)		
4/1/2019			<0.03	0.0012 (J)
4/2/2019		0.0073 (J)		
9/24/2019		0.0083 (J)	<0.03	0.0011 (J)
2/19/2020			<0.03	
2/20/2020				0.002 (J)
2/21/2020		0.0088 (J)		
3/18/2020			<0.03	
3/19/2020		0.0097 (J)		0.0019 (J)
9/23/2020			<0.03	
9/24/2020				0.0011 (J)
9/25/2020		0.0065 (J)		
1/28/2021	0.0037 (J)			
2/16/2021			<0.03	
2/17/2021				0.0013 (J)
2/18/2021		0.0072 (J)		
2/23/2021	0.0038 (J)			
3/24/2021			<0.03	0.0014 (J)
3/30/2021	0.0038 (J)	0.0084 (J)		
8/18/2021			<0.03	0.0013 (J)
8/19/2021		0.007 (J)		
8/23/2021	0.0033 (J)			
2/10/2022			<0.03	0.0016 (J)

ND substitution: RL or RL/2 if <15% NDs.

Confidence Interval

Constituent: Lithium (mg/L) Analysis Run 4/18/2023 12:41 PM View: Appendix IV

Plant Bowen Client: Southern Company Data: Bowen AP-1

	BGWC-52	BGWC-7	BGWC-8	BGWC-9
2/11/2022		0.0074 (J)		
2/14/2022	0.002 (J)			
7/26/2022			<0.03	0.0014 (J)
7/28/2022	0.00088 (J)	0.0061 (J)		
Mean	0.002913	0.009114	0.02868	0.0176
Std. Dev.	0.001209	0.003717	0.006183	0.02348
Upper Lim.	0.004071	0.0093	0.03	0.05
Lower Lim.	0.0009538	0.0074	0.001	0.0013

ND substitution: RL or RL/2 if <15% NDs.

Confidence Interval

Constituent: Mercury (mg/L) Analysis Run 4/18/2023 12:41 PM View: Appendix IV

Plant Bowen Client: Southern Company Data: Bowen AP-1

	BGWA-6	BGWC-10	BGWC-12	BGWC-14A	BGWC-16	BGWC-17
6/6/2016	8.4E-05 (J)					
6/7/2016		0.0001 (J)	0.0001 (J)		9.8E-05 (J)	0.00017 (J)
8/10/2016	<0.0002					
8/11/2016					<0.0002	0.00019 (J)
8/12/2016			<0.0002			
8/16/2016		<0.0002				
10/4/2016	<0.0002					
10/6/2016			<0.0002			
10/7/2016		<0.0002			<0.0002	0.00014 (J)
12/1/2016	<0.0002					
12/5/2016			<0.0002			
12/6/2016		<0.0002			<0.0002	0.00016 (J)
2/14/2017	<0.0002					
2/15/2017			<0.0002			
2/16/2017		<0.0002			<0.0002	0.00017 (J)
4/13/2017	<0.0002					
4/18/2017		<0.0002	<0.0002		<0.0002	
4/19/2017						0.00014 (J)
5/25/2017	<0.0002					
5/30/2017					<0.0002	0.00023 (J)
6/2/2017		<0.0002	<0.0002			
7/7/2017	<0.0002					
7/12/2017		<0.0002				
7/13/2017			<0.0002			
7/14/2017					<0.0002	0.00016 (J)
3/27/2018		<0.0002			<0.0002	<0.0002
3/28/2018			<0.0002			
2/25/2019					<0.0002	
2/27/2019						0.00029 (J)
2/28/2019		4.8E-05 (J)	5.8E-05 (J)			
4/1/2019			<0.0002			
4/2/2019	<0.0002	<0.0002			<0.0002	0.0004
9/23/2019	<0.0002					
9/25/2019		<0.0002	<0.0002			
9/26/2019					<0.0002	<0.0002
2/18/2020	<0.0002					
2/20/2020		<0.0002			<0.0002	
2/24/2020			<0.0002			0.0003 (J)
3/19/2020	<0.0002		<0.0002		<0.0002	0.00017 (J)
3/23/2020		<0.0002				
5/22/2020				<0.0002		
6/23/2020				<0.0002		
7/28/2020				<0.0002		
9/2/2020				<0.0002		
9/23/2020	<0.0002					
9/24/2020		<0.0002			<0.0002	0.00027 (J)
9/25/2020			<0.0002			
10/1/2020				<0.0002		
11/10/2020				<0.0002		
12/15/2020				<0.0002		
1/20/2021				<0.0002		
2/18/2021	<0.0002	<0.0002		<0.0002	<0.0002	0.00017 (J)

ND substitution: RL or RL/2 if <15% NDs.

Confidence Interval

Constituent: Mercury (mg/L) Analysis Run 4/18/2023 12:41 PM View: Appendix IV

Plant Bowen Client: Southern Company Data: Bowen AP-1

	BGWA-6	BGWC-10	BGWC-12	BGWC-14A	BGWC-16	BGWC-17
2/19/2021			<0.0002			
3/24/2021			<0.0002	<0.0002	<0.0002	0.00012 (J)
3/30/2021		<0.0002				
3/31/2021	<0.0002					
8/16/2021	<0.0002					
8/18/2021		<0.0002	<0.0002	<0.0002	0.0002 (J)	
8/19/2021						<0.0002
2/9/2022	<0.0002			<0.0002		
2/11/2022		<0.0002	<0.0002		<0.0002	<0.0002
7/26/2022	<0.0002			0.00016 (J)		
7/27/2022			<0.0002		<0.0002	0.00025
7/28/2022		<0.0002				
Mean	0.0001936	0.0001874	0.0001879	0.0001969	0.0001949	0.0002065
Std. Dev.	2.734E-05	3.969E-05	3.786E-05	1.109E-05	2.281E-05	6.73E-05
Upper Lim.	0.0002	0.0002	0.0002	0.0002	0.0002	0.0002303
Lower Lim.	8.4E-05	0.0001	0.0001	0.00016	9.8E-05	0.0001435

ND substitution: RL or RL/2 if <15% NDs.

Confidence Interval

Constituent: Mercury (mg/L) Analysis Run 4/18/2023 12:41 PM View: Appendix IV

Plant Bowen Client: Southern Company Data: Bowen AP-1

	BGWC-18	BGWC-19	BGWC-20	BGWC-22	BGWC-23	BGWC-24
6/8/2016	<0.0002	<0.0002	<0.0002	9.2E-05 (J)		
6/9/2016					<0.0002	<0.0002
8/12/2016	<0.0002	<0.0002	<0.0002			
8/18/2016				<0.0002	<0.0002	<0.0002
10/7/2016	<0.0002	<0.0002				
10/10/2016			<0.0002	<0.0002	<0.0002	4E-05 (J)
12/6/2016	<0.0002					
12/7/2016		8E-05 (J)	<0.0002		5E-05 (J)	7E-05 (J)
12/8/2016				<0.0002		
2/16/2017	<0.0002	<0.0002				
2/17/2017			<0.0002	<0.0002		
2/20/2017					<0.0002	5E-05 (J)
4/19/2017	<0.0002	<0.0002	<0.0002		<0.0002	0.00016 (J)
4/20/2017				<0.0002		
6/1/2017	<0.0002	<0.0002	<0.0002			
6/5/2017				<0.0002	<0.0002	0.00013 (J)
7/14/2017	<0.0002	<0.0002				
7/17/2017					<0.0002	0.00013 (J)
7/18/2017			<0.0002			
7/19/2017				<0.0002		
3/27/2018	<0.0002	<0.0002				
3/28/2018			<0.0002			
3/29/2018				<0.0002	<0.0002	<0.0002
2/27/2019	7.9E-05 (J)		6.6E-05 (J)			
3/1/2019		5E-05 (J)		4.2E-05 (J)	4.4E-05 (J)	0.00093
4/2/2019	<0.0002					
4/3/2019		<0.0002	<0.0002	<0.0002	<0.0002	0.0013
9/26/2019	<0.0002	<0.0002	<0.0002			
9/27/2019				<0.0002	<0.0002	
9/30/2019						0.0011
2/24/2020	<0.0002	<0.0002	<0.0002			
2/25/2020				<0.0002	<0.0002	
2/26/2020						0.0011
3/20/2020	<0.0002	<0.0002		<0.0002		
3/23/2020			<0.0002		<0.0002	
3/25/2020						0.0011
9/24/2020	<0.0002			<0.0002	<0.0002	
9/25/2020						0.0036
9/28/2020		<0.0002	<0.0002			
2/18/2021	<0.0002	<0.0002	<0.0002			
2/19/2021				<0.0002	<0.0002	0.0033
3/24/2021	<0.0002					
3/26/2021		<0.0002			<0.0002	0.0058
3/29/2021			<0.0002	<0.0002		
8/19/2021	<0.0002					
8/20/2021		<0.0002	<0.0002			
8/23/2021				<0.0002	<0.0002	0.00026
2/14/2022					<0.0002	
2/15/2022				<0.0002		0.0014
2/16/2022	<0.0002	<0.0002	<0.0002			
7/27/2022	<0.0002	<0.0002	<0.0002			
8/1/2022					<0.0002	

ND substitution: RL or RL/2 if <15% NDs.

Confidence Interval

Constituent: Mercury (mg/L) Analysis Run 4/18/2023 12:41 PM View: Appendix IV

Plant Bowen Client: Southern Company Data: Bowen AP-1

	BGWC-18	BGWC-19	BGWC-20	BGWC-22	BGWC-23	BGWC-24
8/2/2022				<0.0002		<0.0002
10/21/2022						0.00026
Mean	0.0001939	0.0001865	0.0001933	0.0001867	0.0001847	0.001025
Std. Dev.	2.706E-05	4.184E-05	2.996E-05	4.173E-05	4.71E-05	0.001482
Upper Lim.	0.0002	0.0002	0.0002	0.0002	0.0002	0.0009178
Lower Lim.	7.9E-05	8E-05	6.6E-05	9.2E-05	5E-05	0.0001149

ND substitution: RL or RL/2 if <15% NDs.

Confidence Interval

Constituent: Mercury (mg/L) Analysis Run 4/18/2023 12:41 PM View: Appendix IV

Plant Bowen Client: Southern Company Data: Bowen AP-1

	BGWC-25	BGWC-30	BGWC-31	BGWC-34D	BGWC-35D	BGWC-36D
6/8/2016	<0.0002					
8/15/2016	<0.0002					
10/10/2016	<0.0002					
12/8/2016	<0.0002					
1/23/2017		8E-05 (J)				
2/7/2017		0.00011 (J)				
2/20/2017	<0.0002					
3/27/2017		8E-05 (J)				
4/17/2017		4E-05 (J)				
4/20/2017	<0.0002					
5/22/2017		<0.0002				
6/1/2017	<0.0002					
6/5/2017		6E-05 (J)				
7/11/2017		9.1E-05 (J)				
7/17/2017	<0.0002					
8/23/2017		5E-05 (J)				
3/26/2018		<0.0002				
3/28/2018	<0.0002					
3/1/2019	4.7E-05 (J)	0.0001 (J)				
4/2/2019		<0.0002				<0.0002
4/4/2019	<0.0002		<0.0002	<0.0002	<0.0002	
9/24/2019			<0.0002	<0.0002		
9/26/2019					<0.0002	
9/27/2019		<0.0002				<0.0002
9/30/2019	<0.0002					
2/25/2020					<0.0002	
2/26/2020	<0.0002	<0.0002	<0.0002			0.00018 (J)
2/27/2020				<0.0002		
3/23/2020		<0.0002	<0.0002			<0.0002
3/24/2020	<0.0002			<0.0002		
3/25/2020					<0.0002	
9/25/2020		<0.0002			<0.0002	
9/28/2020	<0.0002		<0.0002	<0.0002		<0.0002
2/19/2021				<0.0002		
2/22/2021			<0.0002		<0.0002	
2/23/2021	<0.0002					
3/8/2021		<0.0002				<0.0002
3/25/2021		<0.0002				<0.0002
3/26/2021	<0.0002				<0.0002	
3/29/2021			<0.0002			
3/30/2021				<0.0002		
8/19/2021	<0.0002	<0.0002				
8/20/2021			<0.0002		<0.0002	
8/23/2021						<0.0002
8/24/2021				<0.0002		
2/14/2022		<0.0002				<0.0002
2/16/2022	<0.0002		<0.0002	<0.0002		
2/17/2022					<0.0002	
7/27/2022	<0.0002					
7/28/2022			0.00015 (J)	0.00014 (J)	0.00016 (J)	
7/29/2022						<0.0002
8/1/2022		<0.0002				

ND substitution: RL or RL/2 if <15% NDs.

Confidence Interval

Constituent: Mercury (mg/L) Analysis Run 4/18/2023 12:41 PM View: Appendix IV

Plant Bowen Client: Southern Company Data: Bowen AP-1

	BGWC-25	BGWC-30	BGWC-31	BGWC-34D	BGWC-35D	BGWC-36D
Mean	0.0001923	0.0001505	0.000195	0.000194	0.000196	0.000198
Std. Dev.	3.421E-05	6.39E-05	1.581E-05	1.897E-05	1.265E-05	6.325E-06
Upper Lim.	0.0002	0.0002	0.0002	0.0002	0.0002	0.0002
Lower Lim.	4.7E-05	8E-05	0.0002	0.0002	0.0002	0.0002

Confidence Interval

Constituent: Mercury (mg/L) Analysis Run 4/18/2023 12:41 PM View: Appendix IV

Plant Bowen Client: Southern Company Data: Bowen AP-1

	BGWC-38D	BGWC-44D	BGWC-52	BGWC-7	BGWC-8	BGWC-9
6/6/2016						8E-05 (J)
6/7/2016					9.7E-05 (J)	
6/8/2016				<0.0002		
8/10/2016					<0.0002	
8/11/2016				<0.0002		<0.0002
10/4/2016					<0.0002	
10/5/2016						<0.0002
10/6/2016				<0.0002		
12/2/2016					<0.0002	
12/5/2016						<0.0002
12/6/2016				<0.0002		
2/14/2017					<0.0002	
2/15/2017				<0.0002		<0.0002
4/14/2017					<0.0002	
4/17/2017						<0.0002
4/18/2017				<0.0002		
5/26/2017					<0.0002	<0.0002
6/2/2017				<0.0002		
7/10/2017					<0.0002	
7/11/2017						<0.0002
7/14/2017				<0.0002		
3/26/2018					<0.0002	
3/27/2018				<0.0002		<0.0002
2/25/2019					<0.0002	
2/28/2019				5.3E-05 (J)		
4/1/2019					<0.0002	<0.0002
4/2/2019				<0.0002		
9/24/2019				<0.0002	<0.0002	<0.0002
2/19/2020					<0.0002	
2/20/2020						<0.0002
2/21/2020				<0.0002		
2/27/2020	<0.0002					
3/18/2020					<0.0002	
3/19/2020				<0.0002		<0.0002
3/24/2020	<0.0002					
9/2/2020	0.0001 (J)					
9/3/2020		<0.0002				
9/23/2020					<0.0002	
9/24/2020						<0.0002
9/25/2020				<0.0002		
1/28/2021			0.00019 (J)			
2/16/2021					<0.0002	
2/17/2021						<0.0002
2/18/2021		<0.0002		<0.0002		
2/23/2021			<0.0002			
3/9/2021	<0.0002					
3/24/2021					<0.0002	<0.0002
3/29/2021	<0.0002					
3/30/2021			<0.0002	<0.0002		
3/31/2021		<0.0002				
8/18/2021		<0.0002			<0.0002	<0.0002
8/19/2021	0.00012 (J)			<0.0002		

ND substitution: RL or RL/2 if <15% NDs.

Confidence Interval

Constituent: Mercury (mg/L) Analysis Run 4/18/2023 12:41 PM View: Appendix IV

Plant Bowen Client: Southern Company Data: Bowen AP-1

	BGWC-38D	BGWC-44D	BGWC-52	BGWC-7	BGWC-8	BGWC-9
8/23/2021			<0.0002			
2/9/2022		<0.0002				
2/10/2022					<0.0002	<0.0002
2/11/2022				<0.0002		
2/14/2022	<0.0002		<0.0002			
7/26/2022		0.00017 (J)			0.00016 (J)	0.00016 (J)
7/28/2022			<0.0002	<0.0002		
8/2/2022	0.00028					
Mean	0.0001875	0.000195	0.0001983	0.0001926	0.0001928	0.0001916
Std. Dev.	5.548E-05	1.225E-05	4.082E-06	3.287E-05	2.426E-05	2.853E-05
Upper Lim.	0.00028	0.0002	0.0002	0.0002	0.0002	0.0002
Lower Lim.	0.0001	0.00017	0.00019	5.3E-05	0.00016	0.00016

ND substitution: RL or RL/2 if <15% NDs.

Confidence Interval

Constituent: Molybdenum (mg/L) Analysis Run 4/18/2023 12:41 PM View: Appendix IV

Plant Bowen Client: Southern Company Data: Bowen AP-1

	BGWA-6	BGWC-10	BGWC-14A	BGWC-19	BGWC-20	BGWC-21
6/6/2016	<0.01					
6/7/2016		0.0067 (J)				
6/8/2016				<0.01	0.011 (J)	0.0027 (J)
8/10/2016	<0.01					
8/12/2016				<0.01	0.0127	
8/16/2016		0.0032 (J)				
8/18/2016						0.0023 (J)
10/4/2016	<0.01					
10/7/2016		0.0032 (J)		<0.01		
10/10/2016					0.0136	0.0025 (J)
12/1/2016	<0.01					
12/6/2016		0.0049 (J)				
12/7/2016				<0.01	0.0139	
12/8/2016						<0.01
2/14/2017	<0.01					
2/16/2017		0.0039 (J)		<0.01		
2/17/2017					0.0148	<0.01
4/13/2017	<0.01					
4/18/2017		0.0032 (J)				
4/19/2017				<0.01	0.012	0.0014 (J)
5/25/2017	<0.01					
6/1/2017				<0.01	0.0125	0.0012 (J)
6/2/2017		0.0035 (J)				
7/7/2017	<0.01					
7/12/2017		0.0037 (J)				
7/14/2017				<0.01		
7/18/2017					0.0155	0.0013 (J)
3/27/2018		0.0032 (J)		<0.01		
3/28/2018					0.012	<0.01
6/13/2018					0.016	
6/14/2018		0.0033 (J)				<0.01
6/15/2018				<0.01		
10/16/2018	<0.01					
10/18/2018		0.0034 (J)				
10/19/2018				<0.01		<0.01
10/22/2018					0.013	
2/27/2019					0.013	
2/28/2019		0.0035 (J)				
3/1/2019				<0.01		
4/2/2019	0.00026 (J)	0.0032 (J)				
4/3/2019				0.00023 (J)	0.012	0.0019 (J)
9/23/2019	<0.01					
9/25/2019		0.0035 (J)				
9/26/2019				<0.01	0.015	
9/30/2019						0.003 (J)
2/18/2020	<0.01					
2/20/2020		0.0037 (J)				
2/24/2020				<0.01	0.015	
2/26/2020						0.0016 (J)
3/19/2020	<0.01					
3/20/2020				<0.01		0.0023 (J)
3/23/2020		0.0035 (J)			0.016	

ND substitution: RL or RL/2 if <15% NDs.

Confidence Interval

Constituent: Molybdenum (mg/L) Analysis Run 4/18/2023 12:41 PM View: Appendix IV

Plant Bowen Client: Southern Company Data: Bowen AP-1

	BGWA-6	BGWC-10	BGWC-14A	BGWC-19	BGWC-20	BGWC-21
5/22/2020			0.0012 (J)			
6/23/2020			<0.01			
7/28/2020			0.00094 (J)			
9/2/2020			0.0013 (J)			
9/23/2020	<0.01					
9/24/2020		0.0032 (J)				0.0036 (J)
9/28/2020				<0.01	0.018	
10/1/2020			0.0017 (J)			
11/10/2020			0.0016 (J)			
12/15/2020			0.0019			
1/20/2021			0.0016 (J)			
2/18/2021	<0.01	0.0036 (J)	0.0045 (J)	<0.01	0.028	
2/19/2021						0.0013 (J)
3/24/2021			<0.01			
3/26/2021				<0.01		
3/29/2021					0.024	0.0021 (J)
3/30/2021		0.0035 (J)				
3/31/2021	0.001 (J)					
8/16/2021	<0.01					
8/18/2021		0.0029 (J)	0.0011 (J)			
8/20/2021				<0.01	0.026	0.003 (J)
2/9/2022	<0.01		<0.01			
2/11/2022		0.003 (J)				
2/16/2022				<0.01	0.025	0.005 (J)
7/26/2022	<0.01		0.0015 (J)			
7/27/2022				<0.01	0.028	
7/28/2022		0.0028 (J)				0.0042 (J)
Mean	0.009014	0.003573	0.003642	0.009556	0.01668	0.004257
Std. Dev.	0.002957	0.0008172	0.00373	0.002083	0.005584	0.003424
Upper Lim.	0.01	0.0036	0.01	0.01	0.018	0.002691
Lower Lim.	0.001	0.0032	0.0011	0.00023	0.0127	0.001651

ND substitution: RL or RL/2 if <15% NDs.

Confidence Interval

Constituent: Molybdenum (mg/L) Analysis Run 4/18/2023 12:41 PM View: Appendix IV

Plant Bowen Client: Southern Company Data: Bowen AP-1

	BGWC-22	BGWC-23	BGWC-24	BGWC-25	BGWC-30	BGWC-31
6/8/2016	0.07			0.0064 (J)		
6/9/2016		0.013 (J)	0.0024 (J)			
8/15/2016				0.0039 (J)		
8/18/2016	0.0758	0.0136	0.0034 (J)			
10/10/2016	0.0712	0.0134	0.0047 (J)	0.0029 (J)		
12/7/2016		0.0128	0.0066 (J)			
12/8/2016	0.0682			<0.01		
1/23/2017					0.0125	
2/7/2017					0.0163	
2/17/2017	0.066					
2/20/2017		0.0122	0.0026 (J)	0.0024 (J)		
3/27/2017					0.0157	
4/17/2017					0.0178	
4/19/2017		0.0124	0.002 (J)			
4/20/2017	0.0662			0.0019 (J)		
5/22/2017					0.0208	
6/1/2017				0.0026 (J)		
6/5/2017	0.071	0.0115	0.0015 (J)		0.0191	
7/11/2017					0.0218	
7/17/2017		0.0131	0.0013 (J)	0.0024 (J)		
7/19/2017	0.0703					
8/23/2017					0.0218	
3/26/2018					0.014	
3/28/2018				<0.01		
3/29/2018	0.056	0.013	0.0027 (J)			
6/13/2018		0.013	<0.01			
6/14/2018	0.059			<0.01		
6/15/2018					0.012	
10/18/2018						<0.01
10/22/2018	0.055	0.013	<0.01	<0.01	0.01	
3/1/2019	0.039	0.013	<0.01	<0.01	0.011	
4/2/2019					0.01	
4/3/2019	0.039	0.012	0.00095 (J)			
4/4/2019				0.00096 (J)		0.00033 (J)
5/2/2019	0.043					
9/24/2019						<0.01
9/27/2019	0.045	0.012			0.0036 (J)	
9/30/2019			0.00099 (J)	<0.01		
2/25/2020	0.039	0.014				
2/26/2020			<0.01	<0.01	0.0023 (J)	<0.01
3/20/2020	0.039					
3/23/2020		0.013			0.0037 (J)	<0.01
3/24/2020				<0.01		
3/25/2020			<0.01			
9/24/2020	0.04	0.011				
9/25/2020			0.00081 (J)		0.0027 (J)	
9/28/2020				<0.01		<0.01
2/19/2021	0.046	0.011	<0.01			
2/22/2021						<0.01
2/23/2021				<0.01		
3/8/2021					0.0031 (J)	
3/25/2021					0.0017 (J)	

ND substitution: RL or RL/2 if <15% NDs.

Confidence Interval

Constituent: Molybdenum (mg/L) Analysis Run 4/18/2023 12:41 PM View: Appendix IV

Plant Bowen Client: Southern Company Data: Bowen AP-1

	BGWC-22	BGWC-23	BGWC-24	BGWC-25	BGWC-30	BGWC-31
3/26/2021		0.011 (J)	<0.01	<0.01		
3/29/2021	0.045					<0.01
7/19/2021	0.044	0.011	<0.01			
7/20/2021					0.0018 (J)	
8/19/2021				<0.01	0.0032 (J)	
8/20/2021						<0.01
8/23/2021	0.041	0.0098 (J)	<0.01			
11/1/2021	0.043	0.0092 (J)	<0.01		0.0032 (J)	
2/14/2022		0.0079 (J)			0.0048 (J)	
2/15/2022	0.039		<0.01			
2/16/2022				<0.01		<0.01
7/27/2022				<0.01		
7/28/2022						<0.01
8/1/2022		0.0071 (J)			0.0047 (J)	
8/2/2022	0.04		0.0027 (J)			
10/21/2022			<0.01 (R)			
Mean	0.05243	0.01179	0.006106	0.00743	0.0099	0.009121
Std. Dev.	0.01338	0.001785	0.003993	0.003605	0.00711	0.002916
Upper Lim.	0.0662	0.01272	0.01	0.01	0.01246	0.01
Lower Lim.	0.04	0.01107	0.0024	0.0029	0.005382	0.01

ND substitution: RL or RL/2 if <15% NDs.

Confidence Interval

Constituent: Molybdenum (mg/L) Analysis Run 4/18/2023 12:41 PM View: Appendix IV

Plant Bowen Client: Southern Company Data: Bowen AP-1

	BGWC-32	BGWC-34D	BGWC-35D	BGWC-36D	BGWC-37D	BGWC-38D
10/17/2018				0.017		
10/19/2018		0.0021 (J)				
10/22/2018	0.0038 (J)		0.033			
11/29/2018			0.03			
1/14/2019				0.013		
4/2/2019				0.011		
4/4/2019		0.0011 (J)	0.03			
4/5/2019	0.0035 (J)					
5/2/2019						0.11
5/3/2019	0.0048 (J)				0.04	
9/24/2019		<0.01				
9/26/2019	0.003 (J)		0.033			
9/27/2019				0.013		
2/25/2020			0.026		0.012	
2/26/2020				0.0032 (J)		
2/27/2020	0.0032 (J)	0.001 (J)				0.11
3/23/2020				0.0058 (J)		
3/24/2020	0.0031 (J)	0.001 (J)			0.01	0.12
3/25/2020			0.022			
9/2/2020						0.1
9/25/2020	0.003 (J)		0.024		0.0088 (J)	
9/28/2020		0.00078 (J)		0.0084 (J)		
2/19/2021		0.0009 (J)				
2/22/2021			0.035		0.012	
2/23/2021	0.0032 (J)					
3/8/2021				0.0083 (J)		
3/9/2021						0.13
3/25/2021				0.013		
3/26/2021			0.036		0.017	
3/29/2021						0.13
3/30/2021	0.0037 (J)	0.0011 (J)				
8/19/2021						0.076
8/20/2021			0.04		0.016	
8/23/2021				0.014		
8/24/2021		0.00098 (J)				
8/25/2021	0.0038 (J)					
11/1/2021						0.081
2/14/2022				0.012		0.097
2/16/2022	0.0038 (J)	0.00094 (J)				
2/17/2022			0.039		0.016	
7/28/2022		0.0011 (J)	0.036		0.0082 (J)	
7/29/2022	0.0036 (J)			0.0095 (J)		
8/2/2022						0.093
Mean	0.003542	0.001455	0.032	0.01068	0.01556	0.1047
Std. Dev.	0.0005071	0.001226	0.005752	0.003825	0.00972	0.01878
Upper Lim.	0.00394	0.0021	0.03651	0.01368	0.02191	0.1215
Lower Lim.	0.003144	0.0009	0.02749	0.007682	0.008686	0.08794

ND substitution: RL or RL/2 if <15% NDs.

Confidence Interval

Constituent: Molybdenum (mg/L) Analysis Run 4/18/2023 12:41 PM View: Appendix IV

Plant Bowen Client: Southern Company Data: Bowen AP-1

	BGWC-39	BGWC-40	BGWC-41D	BGWC-42D	BGWC-43D	BGWC-44D
2/27/2020	0.0039 (J)					
2/28/2020		0.0014 (J)				
3/24/2020	0.0026 (J)					
3/25/2020		0.0012 (J)				
5/4/2020			<0.01		0.14	<0.01
5/11/2020				0.02		
5/20/2020				0.021	0.16	
9/2/2020			0.015			
9/3/2020				0.018	0.11	0.0055 (J)
9/29/2020	0.01	0.00069 (J)				
2/18/2021						0.0062 (J)
2/22/2021	0.0076 (J)	<0.01	0.013	0.0052 (J)		
3/8/2021					0.2	
3/29/2021					0.21	
3/30/2021		<0.01				
3/31/2021	0.0062 (J)		0.011			0.0023 (J)
4/1/2021				0.0059 (J)		
7/20/2021					0.24	
8/18/2021						0.0041 (J)
8/20/2021				0.013		
8/23/2021					0.21	
8/24/2021	0.0076 (J)	<0.01	0.011			
2/9/2022						0.0011 (J)
2/15/2022			0.0087 (J)		0.15	
2/16/2022	0.0052 (J)	<0.01				
2/17/2022				0.0055 (J)		
7/26/2022						0.012
7/28/2022		<0.01		0.0092 (J)		
7/29/2022			0.008 (J)			
8/1/2022					0.16	
8/2/2022	0.0062 (J)					
Mean	0.006163	0.006661	0.01024	0.01223	0.1756	0.005171
Std. Dev.	0.002318	0.004612	0.003324	0.00671	0.04157	0.003507
Upper Lim.	0.008619	0.01	0.01419	0.01934	0.2157	0.009337
Lower Lim.	0.003706	0.00069	0.006295	0.005113	0.1354	0.001006

ND substitution: RL or RL/2 if <15% NDs.

Confidence Interval

Constituent: Molybdenum (mg/L) Analysis Run 4/18/2023 12:41 PM View: Appendix IV

Plant Bowen Client: Southern Company Data: Bowen AP-1

	BGWC-49D	BGWC-50D	BGWC-51	BGWC-52	BGWC-7	BGWC-8
6/7/2016						0.00063 (J)
6/8/2016					0.0088 (J)	
8/10/2016						0.0039 (J)
8/11/2016					0.01	
10/4/2016						0.0052 (J)
10/6/2016					0.0117	
12/2/2016						<0.01
12/6/2016					0.0102	
2/14/2017						0.0044 (J)
2/15/2017					0.0018 (J)	
4/14/2017						0.0013 (J)
4/18/2017					0.0103	
5/26/2017						0.0024 (J)
6/2/2017					0.0129	
7/10/2017						0.0013 (J)
7/14/2017					0.0129	
3/26/2018						<0.01
3/27/2018					0.01	
6/12/2018						0.0026 (J)
6/13/2018					0.013	
10/16/2018						0.0041 (J)
10/18/2018					0.01 (J)	
2/25/2019						<0.01
2/28/2019					0.016	
4/1/2019						0.00054 (J)
4/2/2019					0.011	
9/24/2019					0.01 (J)	0.0016 (J)
2/19/2020						0.0018 (J)
2/21/2020					0.011	
3/18/2020						<0.01
3/19/2020					0.011	
9/23/2020						<0.01
9/25/2020					0.0099 (J)	
1/28/2021			<0.01	0.0038 (J)		
2/16/2021						0.0011 (J)
2/18/2021					0.0098 (J)	
2/23/2021			<0.01	0.0039 (J)		
3/24/2021						<0.01
3/30/2021			0.0027 (J)	0.0035 (J)	0.011	
4/19/2021	0.0067 (J)	0.0043 (J)				
8/18/2021		0.0021 (J)				0.0019 (J)
8/19/2021					0.0094 (J)	
8/23/2021			<0.01	0.0038 (J)		
8/24/2021	0.0049 (J)					
2/9/2022		0.0032 (J)				
2/10/2022						0.00081 (J)
2/11/2022					0.0088 (J)	
2/14/2022			<0.01	0.0041 (J)		
2/17/2022	0.0056 (J)					
7/26/2022		0.0029 (J)				0.00096 (J)
7/28/2022				0.0053 (J)	0.009 (J)	
8/1/2022	0.0066 (J)		<0.01			

ND substitution: RL or RL/2 if <15% NDs.

Confidence Interval

Constituent: Molybdenum (mg/L) Analysis Run 4/18/2023 12:41 PM View: Appendix IV

Plant Bowen Client: Southern Company Data: Bowen AP-1

	BGWC-49D	BGWC-50D	BGWC-51	BGWC-52	BGWC-7	BGWC-8
Mean	0.00595	0.003125	0.008783	0.004067	0.01039	0.004297
Std. Dev.	0.0008583	0.0009106	0.00298	0.0006346	0.002555	0.003786
Upper Lim.	0.007899	0.005192	0.01	0.0053	0.0117	0.002599
Lower Lim.	0.004001	0.001058	0.0027	0.0035	0.0098	0.00121

Confidence Interval

Constituent: Molybdenum (mg/L) Analysis Run 4/18/2023 12:41 PM View: Appendix IV

Plant Bowen Client: Southern Company Data: Bowen AP-1

	BGWC-9
6/6/2016	0.0028 (J)
8/11/2016	0.003 (J)
10/5/2016	0.0032 (J)
12/5/2016	0.0033 (J)
2/15/2017	0.0027 (J)
4/17/2017	0.0025 (J)
5/26/2017	0.0029 (J)
7/11/2017	0.0029 (J)
3/27/2018	0.0031 (J)
6/12/2018	0.0043 (J)
10/17/2018	0.0038 (J)
4/1/2019	0.0027 (J)
9/24/2019	0.0041 (J)
2/20/2020	0.002 (J)
3/19/2020	0.0024 (J)
9/24/2020	0.0034 (J)
2/17/2021	0.0033 (J)
3/24/2021	0.0027 (J)
8/18/2021	0.0028 (J)
2/10/2022	0.0026 (J)
7/26/2022	0.0029 (J)
Mean	0.003019
Std. Dev.	0.000551
Upper Lim.	0.003323
Lower Lim.	0.002715

Confidence Interval

Constituent: Selenium (mg/L) Analysis Run 4/18/2023 12:41 PM View: Appendix IV

Plant Bowen Client: Southern Company Data: Bowen AP-1

	BGWA-6	BGWC-12	BGWC-14A	BGWC-16	BGWC-17	BGWC-18
6/6/2016	<0.005					
6/7/2016		<0.005		<0.005	0.0004 (J)	
6/8/2016						<0.005
8/10/2016	<0.005					
8/11/2016				<0.005	<0.005	
8/12/2016		<0.005				<0.005
10/4/2016	<0.005					
10/6/2016		<0.005				
10/7/2016				<0.005	<0.005	<0.005
12/1/2016	<0.005					
12/5/2016		<0.005				
12/6/2016				<0.005	<0.005	<0.005
2/14/2017	<0.005					
2/15/2017		<0.005				
2/16/2017				0.0012 (J)	<0.005	<0.005
4/13/2017	<0.005					
4/18/2017		<0.005		<0.005		
4/19/2017					<0.005	<0.005
5/25/2017	<0.005					
5/30/2017				<0.005	<0.005	
6/1/2017						<0.005
6/2/2017		<0.005				
7/7/2017	<0.005					
7/13/2017		<0.005				
7/14/2017				<0.005	<0.005	<0.005
3/27/2018				<0.005	<0.005	<0.005
3/28/2018		<0.005				
2/25/2019				<0.005		
2/27/2019					<0.005	<0.005
2/28/2019		<0.005				
4/1/2019		0.0004 (J)				
4/2/2019	0.00031 (J)			0.0006 (J)	0.00077 (J)	0.001 (J)
9/23/2019	<0.005					
9/25/2019		<0.005				
9/26/2019				<0.005	<0.005	<0.005
2/18/2020	<0.005					
2/20/2020				0.0026 (J)		
2/24/2020		<0.005			0.0013 (J)	<0.005
3/19/2020	<0.005	<0.005		0.0019 (J)	0.0022 (J)	
3/20/2020						<0.005
5/22/2020			0.0014 (J)			
6/23/2020			<0.005			
7/28/2020			<0.005			
9/2/2020			<0.005			
9/23/2020	<0.005					
9/24/2020				0.003 (J)	<0.005	<0.005
9/25/2020		<0.005				
10/1/2020			<0.005			
11/10/2020			<0.005			
12/15/2020			<0.005			
1/20/2021			<0.005			
2/18/2021	<0.005		<0.005	0.0017 (J)	<0.005	<0.005

ND substitution: RL or RL/2 if <15% NDs.

Confidence Interval

Constituent: Selenium (mg/L) Analysis Run 4/18/2023 12:41 PM View: Appendix IV

Plant Bowen Client: Southern Company Data: Bowen AP-1

	BGWA-6	BGWC-12	BGWC-14A	BGWC-16	BGWC-17	BGWC-18
2/19/2021		<0.005				
3/24/2021		<0.005	<0.005	0.0017 (J)	<0.005	<0.005
3/31/2021	0.0032 (J)					
8/16/2021	<0.005					
8/18/2021		<0.005	<0.005	<0.005		
8/19/2021					<0.005	<0.005
2/9/2022	<0.005		<0.005			
2/11/2022		<0.005		<0.005	<0.005	
2/16/2022						<0.005
7/26/2022	<0.005		<0.005			
7/27/2022		<0.005		0.0018 (J)	<0.005	<0.005
Mean	0.004639	0.00477	0.004723	0.003725	0.004233	0.0048
Std. Dev.	0.001161	0.001029	0.0009985	0.001665	0.001603	0.0008944
Upper Lim.	0.005	0.005	0.005	0.005	0.005	0.005
Lower Lim.	0.0032	0.0004	0.0014	0.0018	0.0022	0.001

ND substitution: RL or RL/2 if <15% NDs.

Confidence Interval

Constituent: Selenium (mg/L) Analysis Run 4/18/2023 12:41 PM View: Appendix IV

Plant Bowen Client: Southern Company Data: Bowen AP-1

	BGWC-19	BGWC-20	BGWC-21	BGWC-22	BGWC-23	BGWC-24
6/8/2016	0.00043 (J)	<0.005	<0.005	<0.005		
6/9/2016					<0.005	0.00099 (J)
8/12/2016	<0.005	<0.005				
8/18/2016			<0.005	<0.005	<0.005	0.0023 (J)
10/7/2016	<0.005					
10/10/2016		<0.005	0.001 (J)	<0.005	<0.005	0.004 (J)
12/7/2016	<0.005	0.0037 (J)			0.0176	0.0302
12/8/2016			<0.005	0.012		
2/16/2017	<0.005					
2/17/2017		<0.005	<0.005	<0.005		
2/20/2017					<0.005	0.0044 (J)
4/19/2017	<0.005	<0.005	<0.005		<0.005	0.0046 (J)
4/20/2017				<0.005		
6/1/2017	<0.005	<0.005	<0.005			
6/5/2017				0.0018 (J)	<0.005	0.0033 (J)
7/14/2017	<0.005					
7/17/2017					<0.005	0.0052 (J)
7/18/2017		<0.005	<0.005			
7/19/2017				<0.005		
3/27/2018	<0.005					
3/28/2018		<0.005	<0.005			
3/29/2018				<0.005	<0.005	<0.05
2/27/2019		<0.005				
3/1/2019	<0.005			<0.005	<0.005	<0.05
4/3/2019	0.00058 (J)	<0.005	0.00012 (J)	<0.005	<0.005	0.0038 (J)
9/26/2019	<0.005	<0.005				
9/27/2019				<0.005	<0.005	
9/30/2019			<0.005			0.0065 (J)
2/24/2020	0.0013 (J)	<0.005				
2/25/2020				<0.005	0.002 (J)	
2/26/2020			<0.005			0.0077 (J)
3/20/2020	<0.005		<0.005	<0.005		
3/23/2020		<0.005			<0.005	
3/25/2020						0.0067 (J)
9/24/2020			<0.005	0.0026 (J)	<0.005	
9/25/2020						0.01
9/28/2020	<0.005	<0.005				
2/18/2021	<0.005	<0.005				
2/19/2021			<0.005	<0.005	<0.005	0.0065
3/26/2021	<0.005				<0.005	<0.05
3/29/2021		<0.005	<0.005	<0.005		
8/20/2021	<0.005	<0.005	<0.005			
8/23/2021				<0.005	<0.005	0.0045 (J)
2/14/2022					<0.005	
2/15/2022				<0.005		0.0055
2/16/2022	<0.005	<0.005	<0.005			
7/27/2022	<0.005	<0.005				
7/28/2022			<0.005			
8/1/2022					<0.005	
8/2/2022				<0.005		0.0027 (J)
10/21/2022						0.0045 (J)
Mean	0.004365	0.004935	0.004533	0.00507	0.00548	0.008971

ND substitution: RL or RL/2 if <15% NDs.

Confidence Interval

Constituent: Selenium (mg/L) Analysis Run 4/18/2023 12:41 PM View: Appendix IV

Plant Bowen Client: Southern Company Data: Bowen AP-1

	BGWC-19	BGWC-20	BGWC-21	BGWC-22	BGWC-23	BGWC-24
Std. Dev.	0.001557	0.0002907	0.001408	0.001848	0.00293	0.008885
Upper Lim.	0.005	0.005	0.005	0.012	0.0176	0.009913
Lower Lim.	0.0013	0.0037	0.001	0.0026	0.002	0.003819

Confidence Interval

Constituent: Selenium (mg/L) Analysis Run 4/18/2023 12:41 PM View: Appendix IV

Plant Bowen Client: Southern Company Data: Bowen AP-1

	BGWC-30	BGWC-31	BGWC-32	BGWC-34D	BGWC-36D	BGWC-38D
1/23/2017	0.015					
2/7/2017	0.0114					
3/27/2017	0.0092 (J)					
4/17/2017	0.0082 (J)					
5/22/2017	0.0094 (J)					
6/5/2017	0.0118					
7/11/2017	0.012					
8/23/2017	0.0097 (J)					
3/26/2018	<0.01					
3/1/2019	0.01 (J)					
4/2/2019	0.0092 (J)				0.014	
4/4/2019		8E-05 (J)		0.0001 (J)		
4/5/2019			0.00015 (J)			
9/24/2019		<0.005		<0.005		
9/26/2019			<0.005			
9/27/2019	0.0033 (J)				0.0071 (J)	
2/26/2020	<0.01	<0.005			0.0029 (J)	
2/27/2020			<0.005	<0.005		<0.005
3/23/2020	0.0041 (J)	<0.005			0.0033 (J)	
3/24/2020			<0.005	<0.005		<0.005
9/2/2020						0.003 (J)
9/25/2020	0.0035 (J)		<0.005			
9/28/2020		<0.005		<0.005	0.0076 (J)	
2/19/2021				<0.005		
2/22/2021		<0.005				
2/23/2021			<0.005			
3/8/2021	0.0048 (J)				0.011	
3/9/2021						0.005
3/25/2021	0.0021 (J)				0.012	
3/29/2021		<0.005				<0.005
3/30/2021			<0.005	<0.005		
8/19/2021	0.0052					<0.005
8/20/2021		<0.005				
8/23/2021					0.0086	
8/24/2021				<0.005		
8/25/2021			<0.005			
2/14/2022	0.0084				0.011	<0.005
2/16/2022		<0.005	<0.005	<0.005		
7/28/2022		<0.005		<0.005		
7/29/2022			<0.005		0.011	
8/1/2022	0.0074					
8/2/2022						<0.005
Mean	0.007735	0.004508	0.004515	0.00451	0.00885	0.00475
Std. Dev.	0.003482	0.001556	0.001534	0.00155	0.00367	0.0007071
Upper Lim.	0.009712	0.005	0.005	0.005	0.01212	0.005
Lower Lim.	0.005758	0.005	0.005	0.005	0.005576	0.003

ND substitution: RL or RL/2 if <15% NDs.

Confidence Interval

Constituent: Selenium (mg/L) Analysis Run 4/18/2023 12:41 PM View: Appendix IV

Plant Bowen Client: Southern Company Data: Bowen AP-1

	BGWC-39	BGWC-40	BGWC-41D	BGWC-42D	BGWC-43D	BGWC-51
2/27/2020	<0.005					
2/28/2020		0.0018 (J)				
3/24/2020	<0.005					
3/25/2020		0.0039 (J)				
9/2/2020			0.0016 (J)			
9/3/2020				0.0022 (J)	0.0028 (J)	
9/29/2020	0.002 (J)	0.005 (J)				
1/28/2021						0.014
2/22/2021	<0.005	0.0094	<0.005	<0.005		
2/23/2021						0.013
3/8/2021					<0.005	
3/29/2021					<0.005	
3/30/2021		0.0098				0.01 (J)
3/31/2021	0.002 (J)		0.0016 (J)			
4/1/2021				0.0027 (J)		
8/20/2021				<0.005		
8/23/2021					<0.005	0.013
8/24/2021	<0.005	0.0096	<0.005			
2/14/2022						0.0042 (J)
2/15/2022			<0.005		<0.005	
2/16/2022	<0.005	0.0084				
2/17/2022				<0.005		
7/28/2022		0.007		<0.005		
7/29/2022			<0.005			
8/1/2022					<0.005	0.0036 (J)
8/2/2022	<0.005					
Mean	0.00425	0.006863	0.003867	0.00415	0.004633	0.009633
Std. Dev.	0.001389	0.002996	0.001756	0.001326	0.0008981	0.004643
Upper Lim.	0.005	0.01004	0.005	0.005	0.005	0.01488
Lower Lim.	0.002	0.003687	0.0016	0.0022	0.0028	0.0004256

ND substitution: RL or RL/2 if <15% NDs.

Confidence Interval

Constituent: Selenium (mg/L) Analysis Run 4/18/2023 12:41 PM View: Appendix IV

Plant Bowen Client: Southern Company Data: Bowen AP-1

	BGWC-52	BGWC-8	BGWC-9
6/6/2016			0.00031 (J)
6/7/2016		4.8E-05 (J)	
8/10/2016		<0.005	
8/11/2016			0.001 (J)
10/4/2016		<0.005	
10/5/2016			0.0017 (J)
12/2/2016		<0.005	
12/5/2016			<0.005
2/14/2017		<0.005	
2/15/2017			<0.005
4/14/2017		<0.005	
4/17/2017			<0.005
5/26/2017		<0.005	0.0014 (J)
7/10/2017		<0.005	
7/11/2017			<0.005
3/26/2018		<0.005	
3/27/2018			<0.005
2/25/2019		<0.005	
4/1/2019		0.00015 (J)	0.0004 (J)
9/24/2019		<0.005	<0.005
2/19/2020		<0.005	
2/20/2020			<0.005
3/18/2020		<0.005	
3/19/2020			0.0015 (J)
9/23/2020		<0.005	
9/24/2020			<0.005
1/28/2021	<0.005		
2/16/2021		<0.005	
2/17/2021			<0.005
2/23/2021	0.0016 (J)		
3/24/2021		<0.005	<0.005
3/30/2021	<0.005		
8/18/2021		<0.005	0.0014 (J)
8/23/2021	<0.005		
2/10/2022		<0.005	<0.005
2/14/2022	0.0018 (J)		
7/26/2022		<0.005	0.0015 (J)
7/28/2022	<0.005		
Mean	0.0039	0.00451	0.003379
Std. Dev.	0.001705	0.001509	0.00198
Upper Lim.	0.005	0.005	0.005
Lower Lim.	0.0016	0.00015	0.0014

ND substitution: RL or RL/2 if <15% NDs.

Confidence Interval

Constituent: Thallium (mg/L) Analysis Run 4/18/2023 12:41 PM View: Appendix IV

Plant Bowen Client: Southern Company Data: Bowen AP-1

	BGWA-6	BGWC-12	BGWC-14A	BGWC-16	BGWC-17	BGWC-18
6/6/2016	<0.001					
6/7/2016		<0.001		0.0002 (J)	8.5E-05 (J)	
6/8/2016						<0.001
8/10/2016	7E-05 (J)					
8/11/2016				0.0002 (J)	8E-05 (J)	
8/12/2016		9E-05 (J)				6E-05 (J)
10/4/2016	<0.001					
10/6/2016		<0.001				
10/7/2016				0.0002 (J)	<0.001	<0.001
12/1/2016	<0.001					
12/5/2016		<0.001				
12/6/2016				0.0003 (J)	<0.001	<0.001
2/14/2017	<0.001					
2/15/2017		<0.001				
2/16/2017				0.0003 (J)	<0.001	<0.001
4/13/2017	0.0001 (J)					
4/18/2017		9E-05 (J)		0.0002 (J)		
4/19/2017					8E-05 (J)	<0.001
5/25/2017	6E-05 (J)					
5/30/2017				0.0002 (J)	9E-05 (J)	
6/1/2017						<0.001
6/2/2017		<0.001				
7/7/2017	7E-05 (J)					
7/13/2017		8E-05 (J)				
7/14/2017				0.0002 (J)	9E-05 (J)	<0.001
3/27/2018				0.00019 (J)	<0.001	<0.001
3/28/2018		<0.001				
6/12/2018				0.0002 (J)		
6/14/2018		<0.001			<0.001	<0.001
10/16/2018	<0.001					
10/17/2018		<0.001			<0.001	
10/18/2018				0.0002 (J)		<0.001
2/25/2019				0.00023 (J)		
2/27/2019					<0.001	<0.001
2/28/2019		<0.001				
4/1/2019		<0.001				
4/2/2019	6.2E-05 (J)			0.0002 (J)	7.5E-05 (J)	<0.001
9/23/2019	6E-05 (J)					
9/25/2019		6E-05 (J)				
9/26/2019				0.00023 (J)	0.00026 (J)	7.1E-05 (J)
2/18/2020	5.3E-05 (J)					
2/20/2020				0.00028 (J)		
2/24/2020		<0.001			5.9E-05 (J)	6.8E-05 (J)
3/19/2020	6.1E-05 (J)	6.2E-05 (J)		0.00022 (J)	6.1E-05 (J)	
3/20/2020						<0.001
5/22/2020			0.00016 (J)			
6/23/2020			0.00011 (J)			
7/28/2020			0.00026 (J)			
9/2/2020			0.00035 (J)			
9/23/2020	<0.001					
9/24/2020				0.00024 (J)	0.00018 (J)	<0.001
9/25/2020		<0.001				

ND substitution: RL or RL/2 if <15% NDs.

Confidence Interval

Constituent: Thallium (mg/L) Analysis Run 4/18/2023 12:41 PM View: Appendix IV

Plant Bowen Client: Southern Company Data: Bowen AP-1

	BGWA-6	BGWC-12	BGWC-14A	BGWC-16	BGWC-17	BGWC-18
10/1/2020			0.0005 (J)			
11/10/2020			0.00044 (J)			
12/15/2020			0.00044			
1/20/2021			0.00031 (J)			
2/18/2021	<0.001		0.00077 (J)	0.00023 (J)	<0.001	<0.001
2/19/2021		<0.001				
3/24/2021		<0.001	0.00023 (J)	0.00019 (J)	<0.001	<0.001
3/31/2021	0.00017 (J)					
8/16/2021	<0.001					
8/18/2021		<0.001	0.00039 (J)	0.00023 (J)		
8/19/2021					<0.001	<0.001
2/9/2022	<0.001		0.00024 (J)			
2/11/2022		<0.001		0.00024 (J)	<0.001	
2/16/2022						<0.001
7/26/2022	<0.001		0.00047 (J)			
7/27/2022		<0.001		0.00025 (J)	<0.001	<0.001
Mean	0.0005635	0.0007901	0.0003592	0.0002241	0.0005936	0.0008727
Std. Dev.	0.0004734	0.0003962	0.0001732	3.347E-05	0.0004575	0.000328
Upper Lim.	0.001	0.001	0.000488	0.00024	0.001	0.001
Lower Lim.	6.1E-05	9E-05	0.0002305	0.0002	8.5E-05	7.1E-05

ND substitution: RL or RL/2 if <15% NDs.

Confidence Interval

Constituent: Thallium (mg/L) Analysis Run 4/18/2023 12:41 PM View: Appendix IV

Plant Bowen Client: Southern Company Data: Bowen AP-1

	BGWC-19	BGWC-20	BGWC-22	BGWC-23	BGWC-24	BGWC-30
6/8/2016	8.5E-05 (J)	<0.001	0.00035 (J)			
6/9/2016				0.0001 (J)	0.00022 (J)	
8/12/2016	8E-05 (J)	<0.001				
8/18/2016			0.0005 (J)	<0.001	<0.001	
10/7/2016	<0.001					
10/10/2016		<0.001	0.0006 (J)	<0.001	0.0003 (J)	
12/7/2016	<0.001	<0.001		<0.001	<0.001	
12/8/2016			0.0005 (J)			
1/23/2017						0.0008 (J)
2/7/2017						0.0008 (J)
2/16/2017	<0.001					
2/17/2017		<0.001	0.0006 (J)			
2/20/2017				<0.001	0.0003 (J)	
3/27/2017						0.0006 (J)
4/17/2017						0.0007 (J)
4/19/2017	6E-05 (J)	<0.001		<0.001	0.0004 (J)	
4/20/2017			0.0006 (J)			
5/22/2017						0.0008 (J)
6/1/2017	8E-05 (J)	<0.001				
6/5/2017			0.0006 (J)	<0.001	0.0004 (J)	0.0007 (J)
7/11/2017						0.0007 (J)
7/14/2017	8E-05 (J)					
7/17/2017				<0.001	0.0004 (J)	
7/18/2017		<0.001				
7/19/2017			0.0007 (J)			
8/23/2017						0.0007 (J)
3/26/2018						0.00058 (J)
3/27/2018	<0.001					
3/28/2018		<0.001				
3/29/2018			0.00063 (J)	<0.001	0.00048 (J)	
6/13/2018		<0.001		<0.001	0.00053 (J)	
6/14/2018			0.00069 (J)			
6/15/2018	<0.001					0.00056 (J)
10/19/2018	<0.001					
10/22/2018		<0.001	0.00071 (J)	<0.001	0.00047 (J)	0.00034 (J)
2/27/2019		<0.001				
3/1/2019	<0.001		0.00074 (J)	<0.001	0.0007 (J)	0.00024 (J)
4/2/2019						0.00024 (J)
4/3/2019	<0.001	<0.001	0.0007 (J)	<0.001	0.00064 (J)	
9/26/2019	8E-05 (J)	<0.001				
9/27/2019			0.00088 (J)	0.00018 (J)		0.00014 (J)
9/30/2019					0.00069 (J)	
2/24/2020	<0.001	<0.001				
2/25/2020			0.00062 (J)	0.00015 (J)		
2/26/2020					0.00073 (J)	8.5E-05 (J)
3/20/2020	<0.001		0.00063 (J)			
3/23/2020		0.0002 (J)		0.00016 (J)		9.1E-05 (J)
3/25/2020					0.00066 (J)	
9/24/2020			0.001	0.00038 (J)		
9/25/2020					0.00057 (J)	<0.001
9/28/2020	<0.001	<0.001				
2/18/2021	<0.001	<0.001				

ND substitution: RL or RL/2 if <15% NDs.

Confidence Interval

Constituent: Thallium (mg/L) Analysis Run 4/18/2023 12:41 PM View: Appendix IV

Plant Bowen Client: Southern Company Data: Bowen AP-1

	BGWC-19	BGWC-20	BGWC-22	BGWC-23	BGWC-24	BGWC-30
2/19/2021			0.00089 (J)	0.00039 (J)	0.0005 (J)	
3/8/2021						<0.001
3/25/2021						<0.001
3/26/2021	<0.001			0.00069 (J)	0.00057 (J)	
3/29/2021		<0.001	0.0009 (J)			
8/19/2021						0.00022 (J)
8/20/2021	<0.001	0.00025 (J)				
8/23/2021			0.00088 (J)	<0.001	0.00051 (J)	
2/14/2022				<0.001		<0.001
2/15/2022			0.0011		0.00045 (J)	
2/16/2022	0.00021 (J)	<0.001				
7/27/2022	<0.001	<0.001				
8/1/2022				<0.001		<0.001
8/2/2022			0.00098 (J)		<0.001	
10/21/2022					0.00032 (J)	
Mean	0.0007125	0.0009295	0.0007182	0.000775	0.000493	0.0006044
Std. Dev.	0.0004316	0.0002282	0.0001855	0.0003552	0.0001363	0.0003214
Upper Lim.	0.001	0.001	0.0008177	0.001	0.0005643	0.0004833
Lower Lim.	8.5E-05	0.00025	0.0006186	0.00039	0.0004218	0.0002275

ND substitution: RL or RL/2 if <15% NDs.

Confidence Interval

Constituent: Thallium (mg/L) Analysis Run 4/18/2023 12:41 PM View: Appendix IV

Plant Bowen Client: Southern Company Data: Bowen AP-1

	BGWC-32	BGWC-34D	BGWC-35D	BGWC-36D	BGWC-38D	BGWC-39
10/17/2018				0.00026 (J)		
10/19/2018		<0.001				
10/22/2018	0.00014 (J)		<0.001			
4/2/2019				0.00022 (J)		
4/4/2019		<0.001	<0.001			
4/5/2019	0.00046 (J)					
9/24/2019		<0.001				
9/26/2019	0.00017 (J)		<0.001			
9/27/2019				0.00037 (J)		
2/25/2020			<0.001			
2/26/2020				0.00013 (J)		
2/27/2020	0.00013 (J)	8.9E-05 (J)			0.0027	0.00017 (J)
3/23/2020				0.00011 (J)		
3/24/2020	8.4E-05 (J)	<0.001			5.6E-05 (J)	0.00013 (J)
3/25/2020			6.8E-05 (J)			
9/2/2020					0.00042 (J)	
9/25/2020	0.00014 (J)		<0.001			
9/28/2020		<0.001		0.00019 (J)		
9/29/2020						0.00025 (J)
2/19/2021		<0.001				
2/22/2021			0.00016 (J)			0.00021 (J)
2/23/2021	0.00015 (J)					
3/8/2021				0.0002 (J)		
3/9/2021					<0.001	
3/25/2021				0.00019 (J)		
3/26/2021			<0.001			
3/29/2021					0.00018 (J)	
3/30/2021	0.00016 (J)	<0.001				
3/31/2021						0.00017 (J)
8/19/2021					<0.001	
8/20/2021			0.00026 (J)			
8/23/2021				0.00024 (J)		
8/24/2021		<0.001				0.00027 (J)
8/25/2021	<0.001					
2/14/2022				0.00022 (J)	<0.001	
2/16/2022	<0.001	<0.001				<0.001
2/17/2022			<0.001			
7/28/2022		<0.001	0.00022 (J)			
7/29/2022	<0.001			0.00018 (J)		
8/2/2022					<0.001	<0.001
Mean	0.0004031	0.0009172	0.0007007	0.00021	0.0009195	0.0004
Std. Dev.	0.0003955	0.0002747	0.0004177	6.885E-05	0.0008227	0.0003731
Upper Lim.	0.001	0.001	0.001	0.0002674	0.001086	0.001
Lower Lim.	0.00013	0.001	0.00016	0.0001526	1.754E-05	0.00013

ND substitution: RL or RL/2 if <15% NDs.

Confidence Interval

Constituent: Thallium (mg/L) Analysis Run 4/18/2023 12:41 PM View: Appendix IV

Plant Bowen Client: Southern Company Data: Bowen AP-1

	BGWC-40	BGWC-43D	BGWC-51	BGWC-52	BGWC-7	BGWC-9
6/6/2016						<0.001
6/8/2016					<0.001	
8/11/2016					<0.001	<0.001
10/5/2016						<0.001
10/6/2016					<0.001	
12/5/2016						<0.001
12/6/2016					<0.001	
2/15/2017					<0.001	<0.001
4/17/2017						<0.001
4/18/2017					<0.001	
5/26/2017						<0.001
6/2/2017					<0.001	
7/11/2017						<0.001
7/14/2017					<0.001	
3/27/2018					<0.001	<0.001
6/12/2018						<0.001
6/13/2018					<0.001	
10/17/2018						<0.001
10/18/2018					<0.001	
2/28/2019					<0.001	
4/1/2019						6.5E-05 (J)
4/2/2019					7E-05 (J)	
9/24/2019					8.7E-05 (J)	<0.001
2/20/2020						0.00022 (J)
2/21/2020					9.6E-05 (J)	
2/28/2020	<0.001					
3/19/2020					0.00011 (J)	0.00018 (J)
3/25/2020	0.00014 (J)					
9/3/2020		0.0024				
9/24/2020						<0.001
9/25/2020					<0.001	
9/29/2020	<0.001					
1/28/2021			0.0002 (J)	0.00045 (J)		
2/17/2021						<0.001
2/18/2021					<0.001	
2/22/2021	<0.001					
2/23/2021			<0.001	0.00023 (J)		
3/8/2021		0.0015				
3/24/2021						<0.001
3/29/2021		0.0016				
3/30/2021	<0.001		0.0004 (J)	0.00024 (J)	0.00015 (J)	
8/18/2021						<0.001
8/19/2021					0.00023 (J)	
8/23/2021		0.0028	<0.001	0.00037 (J)		
8/24/2021	<0.001					
2/10/2022						<0.001
2/11/2022					0.0003 (J)	
2/14/2022			<0.001	<0.001		
2/15/2022		0.0034				
2/16/2022	<0.001					
7/26/2022						<0.001
7/28/2022	<0.001			<0.001	0.00029 (J)	

ND substitution: RL or RL/2 if <15% NDs.

Confidence Interval

Constituent: Thallium (mg/L) Analysis Run 4/18/2023 12:41 PM View: Appendix IV

Plant Bowen Client: Southern Company Data: Bowen AP-1

	BGWC-40	BGWC-43D	BGWC-51	BGWC-52	BGWC-7	BGWC-9
8/1/2022		0.0028	<0.001			
Mean	0.0008925	0.002417	0.0007667	0.0005483	0.000697	0.0008793
Std. Dev.	0.0003041	0.0007441	0.000367	0.0003594	0.0004139	0.0003041
Upper Lim.	0.001	0.003439	0.001	0.0004527	0.001	0.001
Lower Lim.	0.00014	0.001394	0.0002	0.0002038	0.00023	0.00022

ND substitution: RL or RL/2 if <15% NDs.

Non-Parametric Confidence Interval

Compliance Limit is not exceeded.

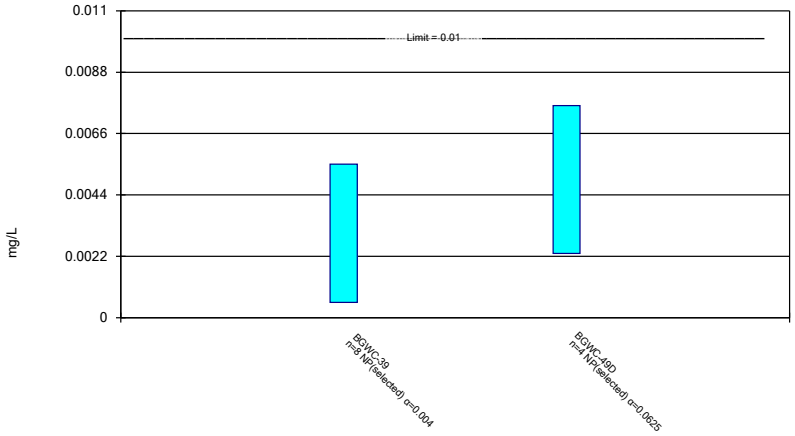

Normality testing disabled.

Constituent: Arsenic Analysis Run 4/18/2023 12:44 PM View: Appendix IV Nonparametric

Plant Bowen Client: Southern Company Data: Bowen AP-1

Sanitas™ v.9.6.37 Groundwater Stats Consulting. UG

Non-Parametric Confidence Interval

Compliance Limit is not exceeded.

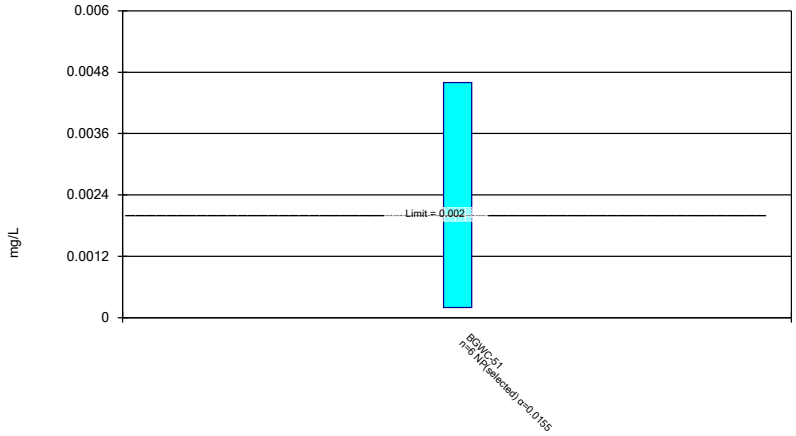

Normality testing disabled.

Constituent: Mercury Analysis Run 4/18/2023 12:44 PM View: Appendix IV Nonparametric

Plant Bowen Client: Southern Company Data: Bowen AP-1

Confidence Interval

Constituent: Arsenic (mg/L) Analysis Run 4/18/2023 12:45 PM View: Appendix IV Nonparametric

Plant Bowen Client: Southern Company Data: Bowen AP-1

	BGWC-39	BGWC-49D
2/27/2020	0.00055 (J)	
3/24/2020	<0.005	
9/29/2020	<0.005	
2/22/2021	0.0026 (J)	
3/31/2021	<0.005	
4/19/2021		0.0023 (J)
8/24/2021	0.0028 (J)	0.003 (J)
2/16/2022	0.0052	
2/17/2022		0.0057
8/1/2022		0.0076
8/2/2022	0.0055	
Mean	0.003956	0.00465
Std. Dev.	0.001772	0.002453
Upper Lim.	0.0055	0.0076
Lower Lim.	0.00055	0.0023

ND substitution: RL or RL/2 if <15% NDs.

Confidence Interval

Constituent: Mercury (mg/L) Analysis Run 4/18/2023 12:45 PM View: Appendix IV Nonparametric

Plant Bowen Client: Southern Company Data: Bowen AP-1

	BGWC-51
1/28/2021	0.0046
2/23/2021	0.0033
3/30/2021	0.002
8/23/2021	0.0014
2/14/2022	0.00025
8/1/2022	<0.0002
Mean	0.001958
Std. Dev.	0.001738
Upper Lim.	0.0046
Lower Lim.	0.0002

ND substitution: RL or RL/2 if <15% NDs.

FIGURE I.

Appendix IV Trend Tests - Significant Results

Plant Bowen Client: Southern Company Data: Bowen AP-1 Printed 4/18/2023, 2:04 PM

Constituent	Well	Slope	Calc.	Critical	Sig.	N	%NDs	Normality	Xform	Alpha	Method
Cobalt (mg/L)	**BGWC-22**	**0.004271**	**236**	**111**	**Yes**	**25**	**0**	**n/a**	**n/a**	**0.01**	**NP**

Appendix IV Trend Tests - All Results

Plant Bowen Client: Southern Company Data: Bowen AP-1 Printed 4/18/2023, 2:04 PM

Constituent	Well	Slope	Calc.	Critical	Sig.	N	%NDs	Normality	Xform	Alpha	Method
Arsenic (mg/L)	BGWA-2 (bg)	0	42	92	No	22	50	n/a	n/a	0.01	NP
Arsenic (mg/L)	BGWA-29 (bg)	0	18	92	No	22	59.09	n/a	n/a	0.01	NP
Arsenic (mg/L)	BGWA-33 (bg)	0.0004148	10	30	No	10	20	n/a	n/a	0.01	NP
Arsenic (mg/L)	BGWA-47D (bg)	0	10	43	No	13	69.23	n/a	n/a	0.01	NP
Arsenic (mg/L)	BGWA-48D (bg)	0.0006897	22	43	No	13	38.46	n/a	n/a	0.01	NP
Arsenic (mg/L)	BGWC-34D	0	8	43	No	13	0	n/a	n/a	0.01	NP
Cobalt (mg/L)	BGWA-2 (bg)	0	11	98	No	23	86.96	n/a	n/a	0.01	NP
Cobalt (mg/L)	BGWA-29 (bg)	0	0	92	No	22	100	n/a	n/a	0.01	NP
Cobalt (mg/L)	BGWA-33 (bg)	0	9	30	No	10	90	n/a	n/a	0.01	NP
Cobalt (mg/L)	BGWA-47D (bg)	0	10	43	No	13	92.31	n/a	n/a	0.01	NP
Cobalt (mg/L)	BGWA-48D (bg)	0	11	43	No	13	84.62	n/a	n/a	0.01	NP
Cobalt (mg/L)	**BGWC-22**	**0.004271**	**236**	**111**	**Yes**	**25**	**0**	**n/a**	**n/a**	**0.01**	**NP**
Molybdenum (mg/L)	BGWA-2 (bg)	0	22	98	No	23	47.83	n/a	n/a	0.01	NP
Molybdenum (mg/L)	BGWA-29 (bg)	0	-3	-92	No	22	95.45	n/a	n/a	0.01	NP
Molybdenum (mg/L)	BGWA-33 (bg)	-0.003088	-28	-34	No	11	0	n/a	n/a	0.01	NP
Molybdenum (mg/L)	BGWA-47D (bg)	0	12	43	No	13	92.31	n/a	n/a	0.01	NP
Molybdenum (mg/L)	BGWA-48D (bg)	-0.001741	-42	-43	No	13	0	n/a	n/a	0.01	NP
Molybdenum (mg/L)	BGWC-43D	0.02402	10	25	No	9	0	n/a	n/a	0.01	NP

Sanitas™ v.9.6.37 Groundwater Stats Consulting. UG
Hollow symbols indicate censored values.

Sen's Slope Estimator

BGWA-2 (bg)

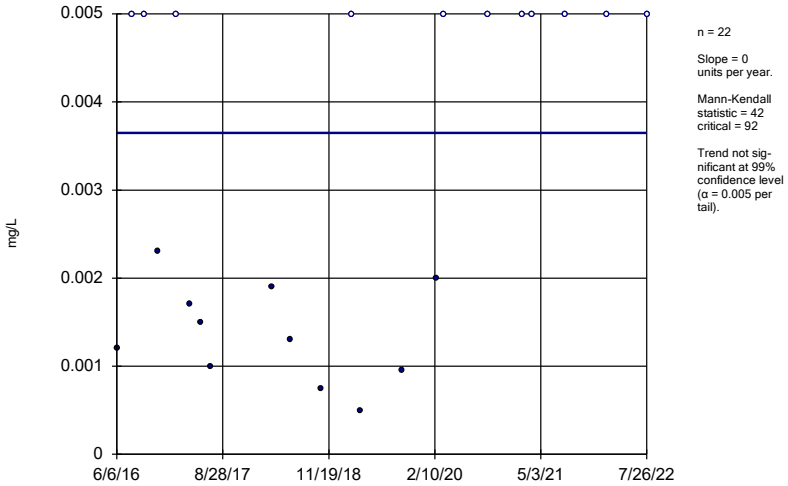

n = 22

Slope = 0 units per year.

Mann-Kendall statistic = 42
critical = 92

Trend not significant at 99% confidence level (α = 0.005 per tail).

Constituent: Arsenic Analysis Run 4/18/2023 2:04 PM View: Appendix IV Trend Tests
Plant Bowen Client: Southern Company Data: Bowen AP-1

Sanitas™ v.9.6.37 Groundwater Stats Consulting. UG
Hollow symbols indicate censored values.

Sen's Slope Estimator

BGWA-29 (bg)

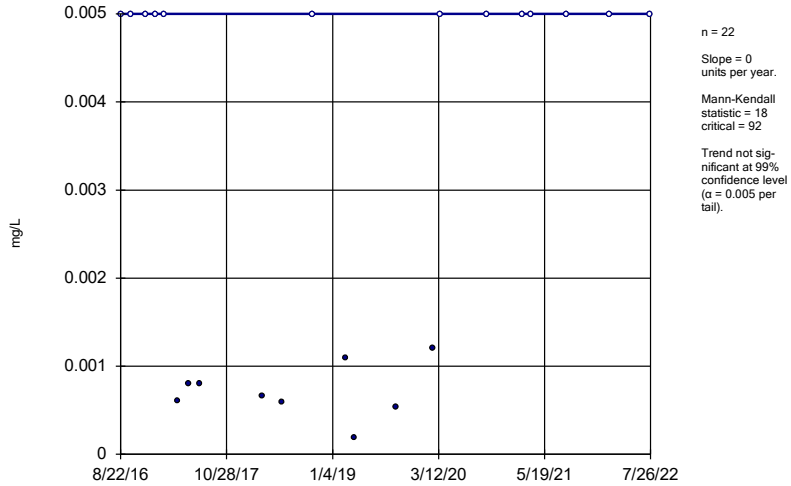

n = 22

Slope = 0 units per year.

Mann-Kendall statistic = 18
critical = 92

Trend not significant at 99% confidence level (α = 0.005 per tail).

Constituent: Arsenic Analysis Run 4/18/2023 2:04 PM View: Appendix IV Trend Tests
Plant Bowen Client: Southern Company Data: Bowen AP-1

Sanitas™ v.9.6.37 Groundwater Stats Consulting. UG
Hollow symbols indicate censored values.

Sen's Slope Estimator

BGWA-33 (bg)

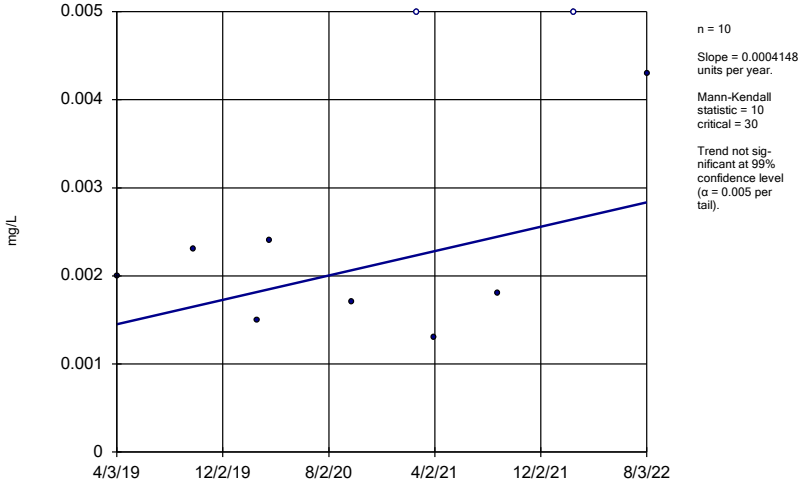

n = 10

Slope = 0.0004148 units per year.

Mann-Kendall statistic = 10
critical = 30

Trend not significant at 99% confidence level (α = 0.005 per tail).

Constituent: Arsenic Analysis Run 4/18/2023 2:04 PM View: Appendix IV Trend Tests
Plant Bowen Client: Southern Company Data: Bowen AP-1

Sanitas™ v.9.6.37 Groundwater Stats Consulting. UG
Hollow symbols indicate censored values.

Sen's Slope Estimator

BGWA-47D (bg)

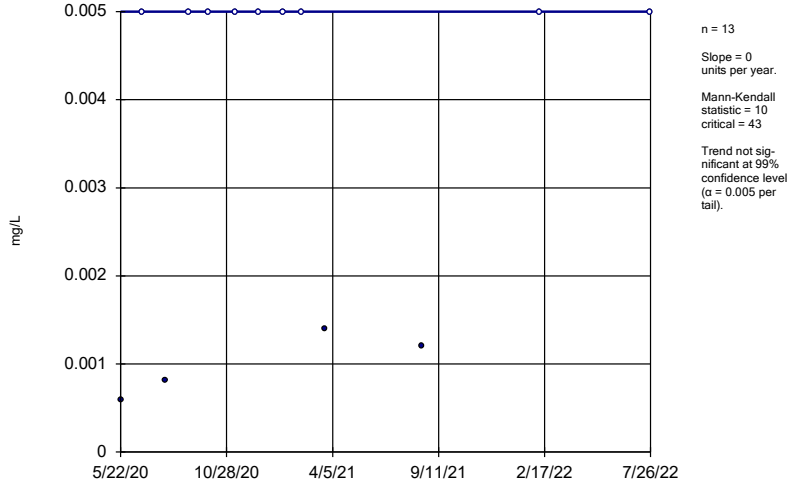

n = 13

Slope = 0 units per year.

Mann-Kendall statistic = 10
critical = 43

Trend not significant at 99% confidence level (α = 0.005 per tail).

Constituent: Arsenic Analysis Run 4/18/2023 2:04 PM View: Appendix IV Trend Tests
Plant Bowen Client: Southern Company Data: Bowen AP-1

Sanitas™ v.9.6.37 Groundwater Stats Consulting. UG
Hollow symbols indicate censored values.

Sen's Slope Estimator

BGWA-48D (bg)

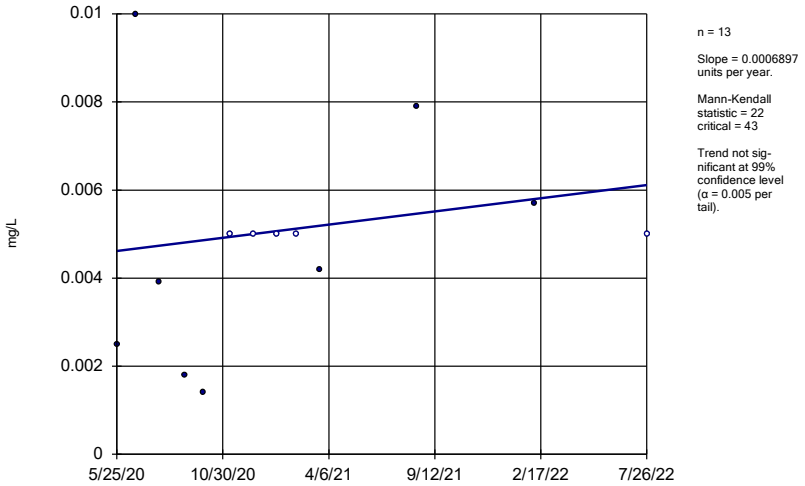

n = 13

Slope = 0.0006897 units per year.

Mann-Kendall statistic = 22
critical = 43

Trend not significant at 99% confidence level (α = 0.005 per tail).

Constituent: Arsenic Analysis Run 4/18/2023 2:04 PM View: Appendix IV Trend Tests
Plant Bowen Client: Southern Company Data: Bowen AP-1

Sanitas™ v.9.6.37 Groundwater Stats Consulting. UG

Sen's Slope Estimator

BGWC-34D

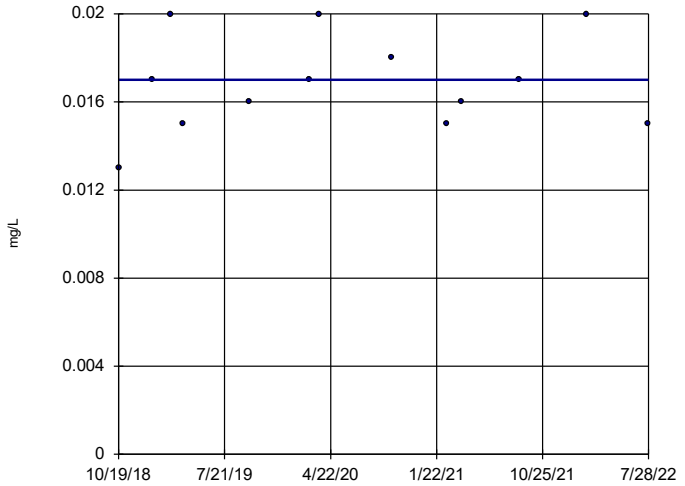

n = 13

Slope = 0 units per year.

Mann-Kendall statistic = 8
critical = 43

Trend not significant at 99% confidence level (α = 0.005 per tail).

Constituent: Arsenic Analysis Run 4/18/2023 2:04 PM View: Appendix IV Trend Tests
Plant Bowen Client: Southern Company Data: Bowen AP-1

Sanitas™ v.9.6.37 Groundwater Stats Consulting. UG
Hollow symbols indicate censored values.

Sen's Slope Estimator

BGWA-2 (bg)

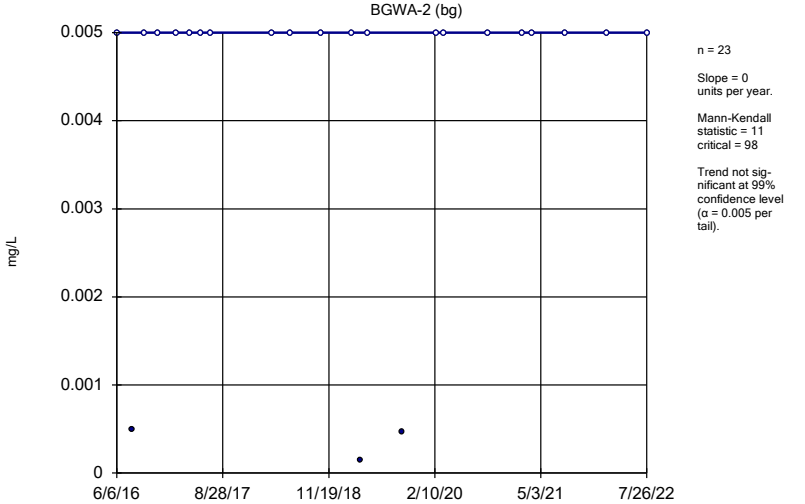

n = 23

Slope = 0 units per year.

Mann-Kendall statistic = 11
critical = 98

Trend not significant at 99% confidence level (α = 0.005 per tail).

Constituent: Cobalt Analysis Run 4/18/2023 2:04 PM View: Appendix IV Trend Tests
Plant Bowen Client: Southern Company Data: Bowen AP-1

Sanitas™ v.9.6.37 Groundwater Stats Consulting. UG
Hollow symbols indicate censored values.

Sen's Slope Estimator

BGWA-29 (bg)

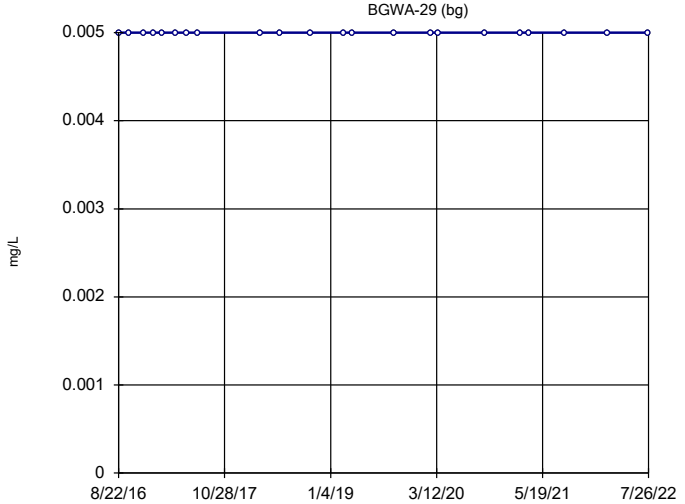

n = 22

Slope = 0 units per year.

Mann-Kendall statistic = 0
critical = 92

Trend not significant at 99% confidence level (α = 0.005 per tail).

Constituent: Cobalt Analysis Run 4/18/2023 2:04 PM View: Appendix IV Trend Tests
Plant Bowen Client: Southern Company Data: Bowen AP-1

Sanitas™ v.9.6.37 Groundwater Stats Consulting. UG
Hollow symbols indicate censored values.

Sen's Slope Estimator

BGWA-33 (bg)

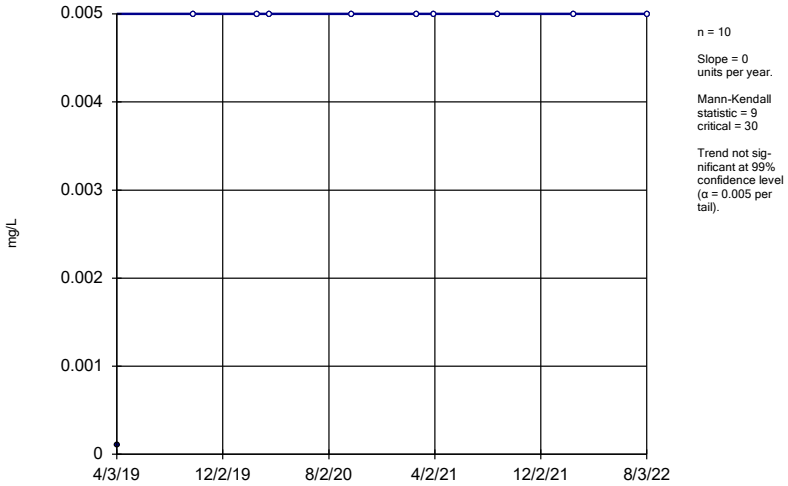

n = 10

Slope = 0 units per year.

Mann-Kendall statistic = 9
critical = 30

Trend not significant at 99% confidence level (α = 0.005 per tail).

Constituent: Cobalt Analysis Run 4/18/2023 2:04 PM View: Appendix IV Trend Tests
Plant Bowen Client: Southern Company Data: Bowen AP-1

Sanitas™ v.9.6.37 Groundwater Stats Consulting. UG
Hollow symbols indicate censored values.

Sen's Slope Estimator

BGWA-47D (bg)

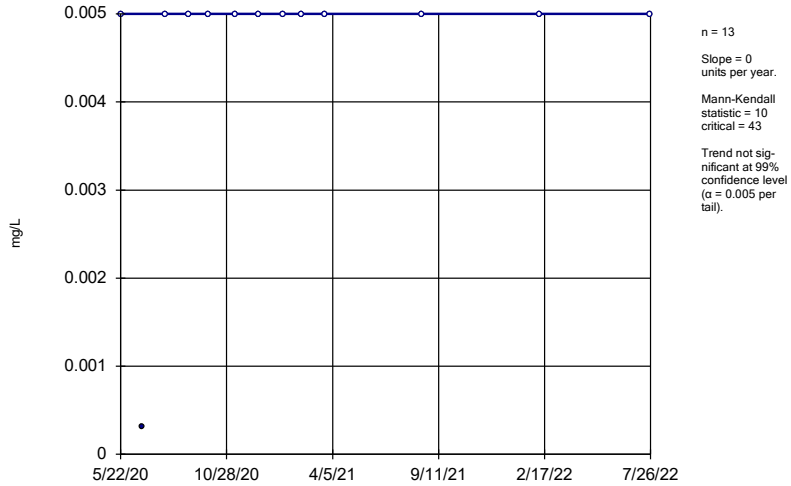

n = 13

Slope = 0 units per year.

Mann-Kendall statistic = 10
critical = 43

Trend not significant at 99% confidence level (α = 0.005 per tail).

Constituent: Cobalt Analysis Run 4/18/2023 2:04 PM View: Appendix IV Trend Tests
Plant Bowen Client: Southern Company Data: Bowen AP-1

Sanitas™ v.9.6.37 Groundwater Stats Consulting. UG
Hollow symbols indicate censored values.

Sen's Slope Estimator

BGWA-48D (bg)

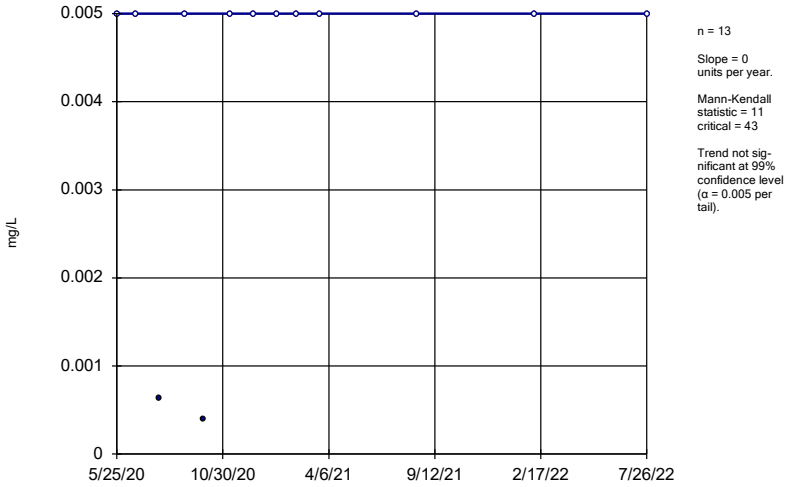

n = 13

Slope = 0 units per year.

Mann-Kendall statistic = 11
critical = 43

Trend not significant at 99% confidence level (α = 0.005 per tail).

Constituent: Cobalt Analysis Run 4/18/2023 2:04 PM View: Appendix IV Trend Tests
Plant Bowen Client: Southern Company Data: Bowen AP-1

Sanitas™ v.9.6.37 Groundwater Stats Consulting. UG

Sen's Slope Estimator

BGWC-22

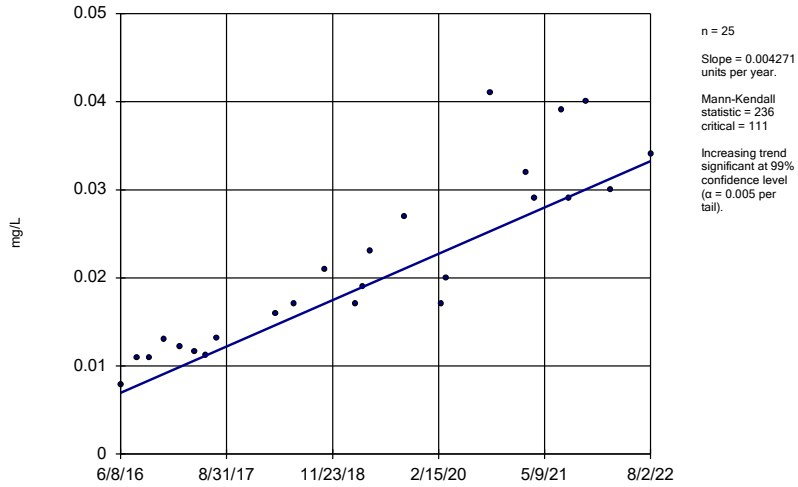

n = 25

Slope = 0.004271 units per year.

Mann-Kendall statistic = 236
critical = 111

Increasing trend significant at 99% confidence level (α = 0.005 per tail).

Constituent: Cobalt Analysis Run 4/18/2023 2:04 PM View: Appendix IV Trend Tests
Plant Bowen Client: Southern Company Data: Bowen AP-1

Sanitas™ v.9.6.37 Groundwater Stats Consulting. UG
Hollow symbols indicate censored values.

Sen's Slope Estimator

BGWA-2 (bg)

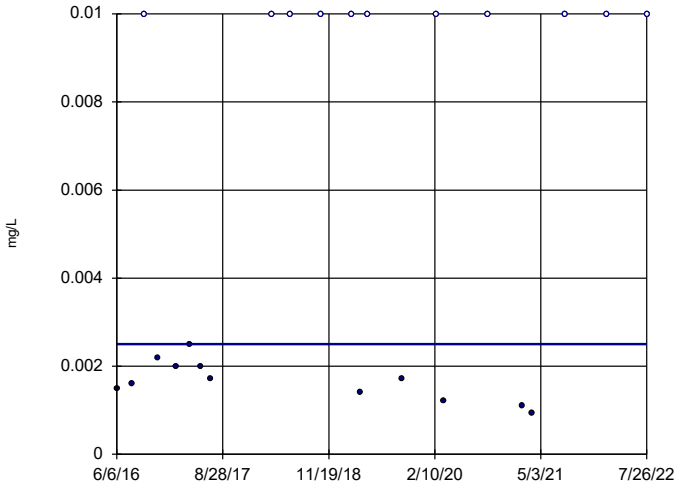

n = 23

Slope = 0
units per year.

Mann-Kendall
statistic = 22
critical = 98

Trend not sig-
nificant at 99%
confidence level
(α = 0.005 per
tail).

Constituent: Molybdenum Analysis Run 4/18/2023 2:04 PM View: Appendix IV Trend Tests
Plant Bowen Client: Southern Company Data: Bowen AP-1

Sanitas™ v.9.6.37 Groundwater Stats Consulting. UG
Hollow symbols indicate censored values.

Sen's Slope Estimator

BGWA-29 (bg)

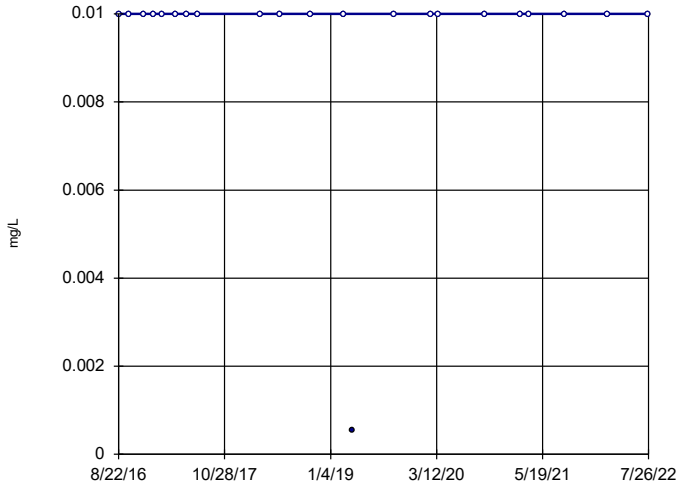

n = 22

Slope = 0
units per year.

Mann-Kendall
statistic = -3
critical = -92

Trend not sig-
nificant at 99%
confidence level
(α = 0.005 per
tail).

Constituent: Molybdenum Analysis Run 4/18/2023 2:04 PM View: Appendix IV Trend Tests
Plant Bowen Client: Southern Company Data: Bowen AP-1

Sanitas™ v.9.6.37 Groundwater Stats Consulting. UG

Sen's Slope Estimator

BGWA-33 (bg)

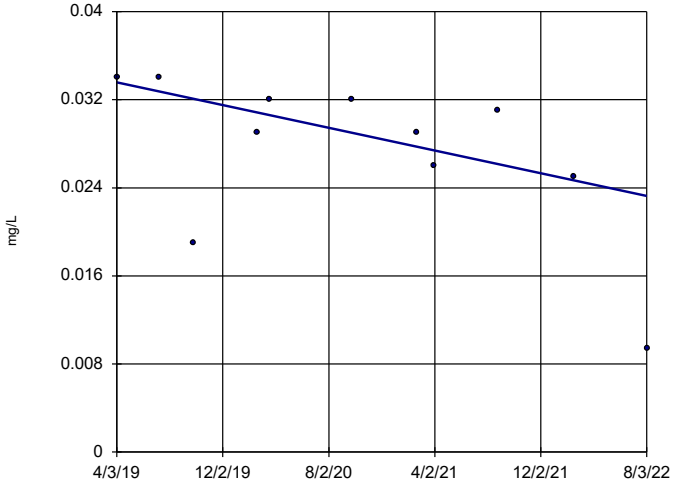

n = 11

Slope = -0.003088
units per year.

Mann-Kendall
statistic = -28
critical = -34

Trend not sig-
nificant at 99%
confidence level
(α = 0.005 per
tail).

Constituent: Molybdenum Analysis Run 4/18/2023 2:04 PM View: Appendix IV Trend Tests
Plant Bowen Client: Southern Company Data: Bowen AP-1

Sanitas™ v.9.6.37 Groundwater Stats Consulting. UG
Hollow symbols indicate censored values.

Sen's Slope Estimator

BGWA-47D (bg)

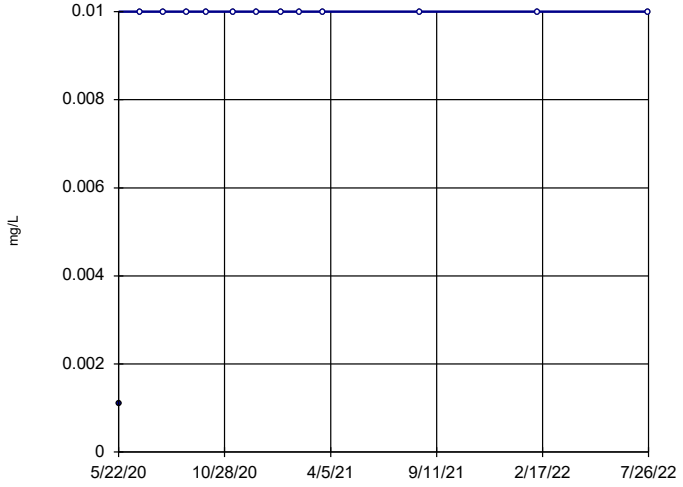

n = 13

Slope = 0
units per year.

Mann-Kendall
statistic = 12
critical = 43

Trend not sig-
nificant at 99%
confidence level
(α = 0.005 per
tail).

Constituent: Molybdenum Analysis Run 4/18/2023 2:04 PM View: Appendix IV Trend Tests
Plant Bowen Client: Southern Company Data: Bowen AP-1

Sen's Slope Estimator

BGWA-48D (bg)

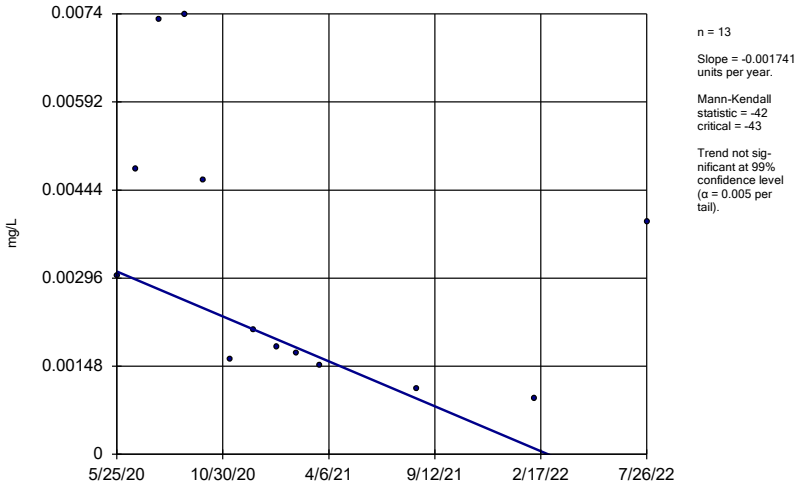

n = 13

Slope = -0.001741 units per year.

Mann-Kendall statistic = -42 critical = -43

Trend not significant at 99% confidence level (α = 0.005 per tail).

Constituent: Molybdenum Analysis Run 4/18/2023 2:04 PM View: Appendix IV Trend Tests

Plant Bowen Client: Southern Company Data: Bowen AP-1

Sanitas™ v.9.6.37 Groundwater Stats Consulting. UG

Sen's Slope Estimator

BGWC-43D

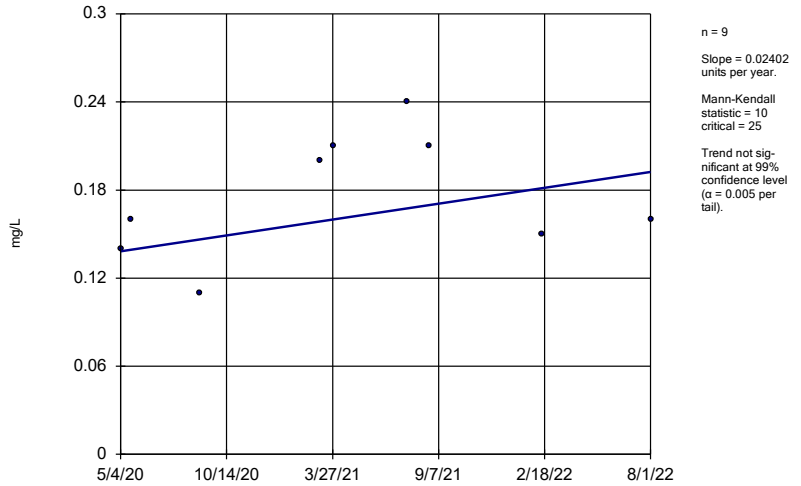

n = 9

Slope = 0.02402 units per year.

Mann-Kendall statistic = 10 critical = 25

Trend not significant at 99% confidence level (α = 0.005 per tail).

Constituent: Molybdenum Analysis Run 4/18/2023 2:04 PM View: Appendix IV Trend Tests

Plant Bowen Client: Southern Company Data: Bowen AP-1

APPENDIX B

January/February 2024 Statistical Evaluation of As in BGWC-37D

Sanitas™ v.9.6.32 Software licensed to Geosyntec Consultants. UG

Parametric Confidence Interval

Compliance Limit is not exceeded. Per-well alpha = 0.01. Normality Test: Shapiro Wilk, alpha based on n.

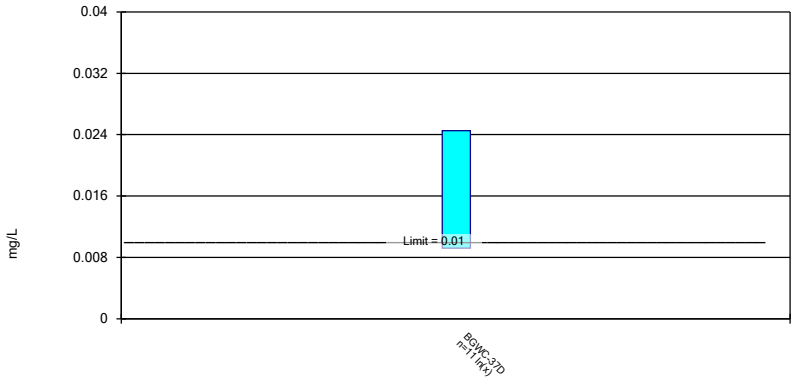

Constituent: Arsenic Analysis Run 3/5/2024 11:55 AM View: Sanitas through October 2023
Plant Bowen Client: Georgia Power Company Data: Bowen AP-1_2016-2017 BKG_unval

Confidence Interval

Plant Bowen Client: Georgia Power Company Data: Bowen AP-1_2016-2017 BKG_unval Printed 3/5/2024, 11:56 AM

Constituent	Well	Upper Lim.	Lower Lim.	Compliance	Sig.	N	Mean	%NDs	ND Adj.	Transform	Alpha	Method
Arsenic (mg/L)	BGWC-37D	0.02451	0.009195	0.01	No	11	0.01768	0	None	ln(x)	0.01	Param.

APPENDIX C

Trend Analysis for As in BGWC-37D

Sanitas™ v.9.6.32 Software licensed to Geosyntec Consultants. UG

Sen's Slope Estimator

BGWC-37D

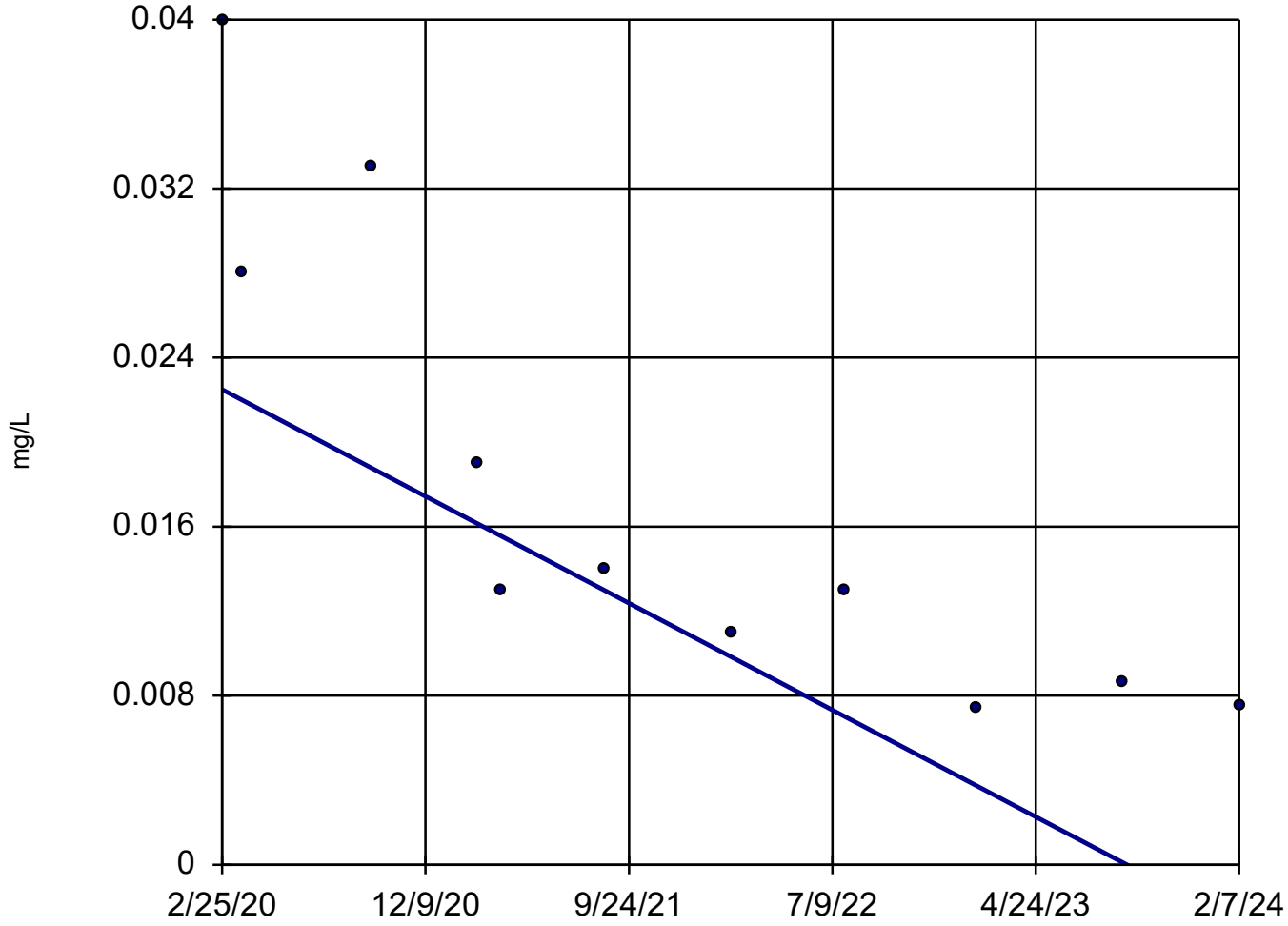

n = 11

Slope = -0.006396 units per year.

Mann-Kendall statistic = -44
critical = -34

Decreasing trend significant at 99% confidence level (α = 0.005 per tail).

Constituent: Arsenic Analysis Run 3/6/2024 4:16 PM View: Sanitas through February 2024

Plant Bowen Client: Georgia Power Company Data: Bowen AP-1_2016-2017 BKG_unval

APPENDIX G

Potable Well Survey Report

Plant Bowen
17 Covered Bridge Rd SW
Cartersville, GA 30120

Inquiry Number: 07808142.1r
October 30, 2024

The EDR GeoCheck® Report

6 Armstrong Road, 4th floor
Shelton, CT 06484
Toll Free: 800.352.0050
www.edrnet.com

TABLE OF CONTENTS

SECTION **PAGE**

GEOCHECK ADDENDUM

Physical Setting Source Addendum ---- **A-1**

Physical Setting Source Summary ---- **A-2**

Physical Setting Source Map ---- **A-7**

Physical Setting Source Map Findings ---- **A-8**

Physical Setting Source Records Searched ---- **PSGR-1**

Thank you for your business.
Please contact EDR at 1-800-352-0050
with any questions or comments.

Disclaimer - Copyright and Trademark Notice

This Report contains certain information obtained from a variety of public and other sources reasonably available to Environmental Data Resources, LLC. It cannot be concluded from this Report that coverage information for the target and surrounding properties does not exist from other sources. This Report is provided on an "AS IS", "AS AVAILABLE" basis. **NO WARRANTY EXPRESS OR IMPLIED IS MADE WHATSOEVER IN CONNECTION WITH THIS REPORT. ENVIRONMENTAL DATA RESOURCES, LLC AND ITS SUBSIDIARIES, AFFILIATES AND THIRD PARTY SUPPLIERS DISCLAIM ALL WARRANTIES, OF ANY KIND OR NATURE, EXPRESS OR IMPLIED, ARISING OUT OF OR RELATED TO THIS REPORT OR ANY OF THE DATA AND INFORMATION PROVIDED IN THIS REPORT, INCLUDING WITHOUT LIMITATION, ANY WARRANTIES REGARDING ACCURACY, QUALITY, CORRECTNESS, COMPLETENESS, COMPREHENSIVENESS, SUITABILITY, MERCHANTABILITY, FITNESS FOR A PARTICULAR PURPOSE, TITLE, NON-INFRINGEMENT, MISAPPROPRIATION, OR OTHERWISE. ALL RISK IS ASSUMED BY THE USER. IN NO EVENT SHALL ENVIRONMENTAL DATA RESOURCES, LLC OR ITS SUBSIDIARIES, AFFILIATES OR THIRD PARTY SUPPLIERS BE LIABLE TO ANYONE FOR ANY DIRECT, INCIDENTAL, INDIRECT, SPECIAL, CONSEQUENTIAL OR OTHER DAMAGES OF ANY TYPE OR KIND (INCLUDING BUT NOT LIMITED TO LOSS OF PROFITS, LOSS OF USE, OR LOSS OF DATA) INFORMATION PROVIDED IN THIS REPORT.** Any analyses, estimates, ratings, environmental risk levels, or risk codes provided in this Report are provided for illustrative purposes only, and are not intended to provide, nor should they be interpreted as providing any facts regarding, or prediction or forecast of, any environmental risk for any property. Only an assessment performed by a qualified environmental professional can provide findings, opinions or conclusions regarding the environmental risk or conditions in, on or at any property.

Copyright 2024 by Environmental Data Resources, LLC. All rights reserved. Reproduction in any media or format, in whole or in part, of any report or map of Environmental Data Resources, LLC, or its affiliates, is prohibited without prior written permission.

EDR and its logos (including Sanborn and Sanborn Map) are trademarks of Environmental Data Resources, LLC or its affiliates. All other trademarks used herein are the property of their respective owners.

GEOCHECK® - PHYSICAL SETTING SOURCE REPORT

TARGET PROPERTY ADDRESS

PLANT BOWEN
17 COVERED BRIDGE RD SW
CARTERSVILLE, GA 30120

TARGET PROPERTY COORDINATES

Latitude (North):	34.128956 - 34° 7’ 44.24’’
Longitude (West):	84.929584 - 84° 55’ 46.50’’
Universal Tranverse Mercator:	Zone 16
UTM X (Meters):	690928.9
UTM Y (Meters):	3778195.5
Elevation:	712 ft. above sea level

USGS TOPOGRAPHIC MAP

Target Property Map:	34084-B8 KINGSTON, GA
Version Date:	1972
South Map:	34084-A8 TAYLORSVILLE, GA
Version Date:	1981

EDR’s GeoCheck Physical Setting Source Addendum is provided to assist the environmental professional in forming an opinion about the impact of potential contaminant migration.

Assessment of the impact of contaminant migration generally has two principle investigative components:

1. Groundwater flow direction, and
2. Groundwater flow velocity.

Groundwater flow direction may be impacted by surface topography, hydrology, hydrogeology, characteristics of the soil, and nearby wells. Groundwater flow velocity is generally impacted by the nature of the geologic strata.

GEOCHECK® - PHYSICAL SETTING SOURCE SUMMARY

GROUNDWATER FLOW DIRECTION INFORMATION

Groundwater flow direction for a particular site is best determined by a qualified environmental professional using site-specific well data. If such data is not reasonably ascertainable, it may be necessary to rely on other sources of information, such as surface topographic information, hydrologic information, hydrogeologic data collected on nearby properties, and regional groundwater flow information (from deep aquifers).

TOPOGRAPHIC INFORMATION

Surface topography may be indicative of the direction of surficial groundwater flow. This information can be used to assist the environmental professional in forming an opinion about the impact of nearby contaminated properties or, should contamination exist on the target property, what downgradient sites might be impacted.

TARGET PROPERTY TOPOGRAPHY

General Topographic Gradient: General West

SURROUNDING TOPOGRAPHY: ELEVATION PROFILES

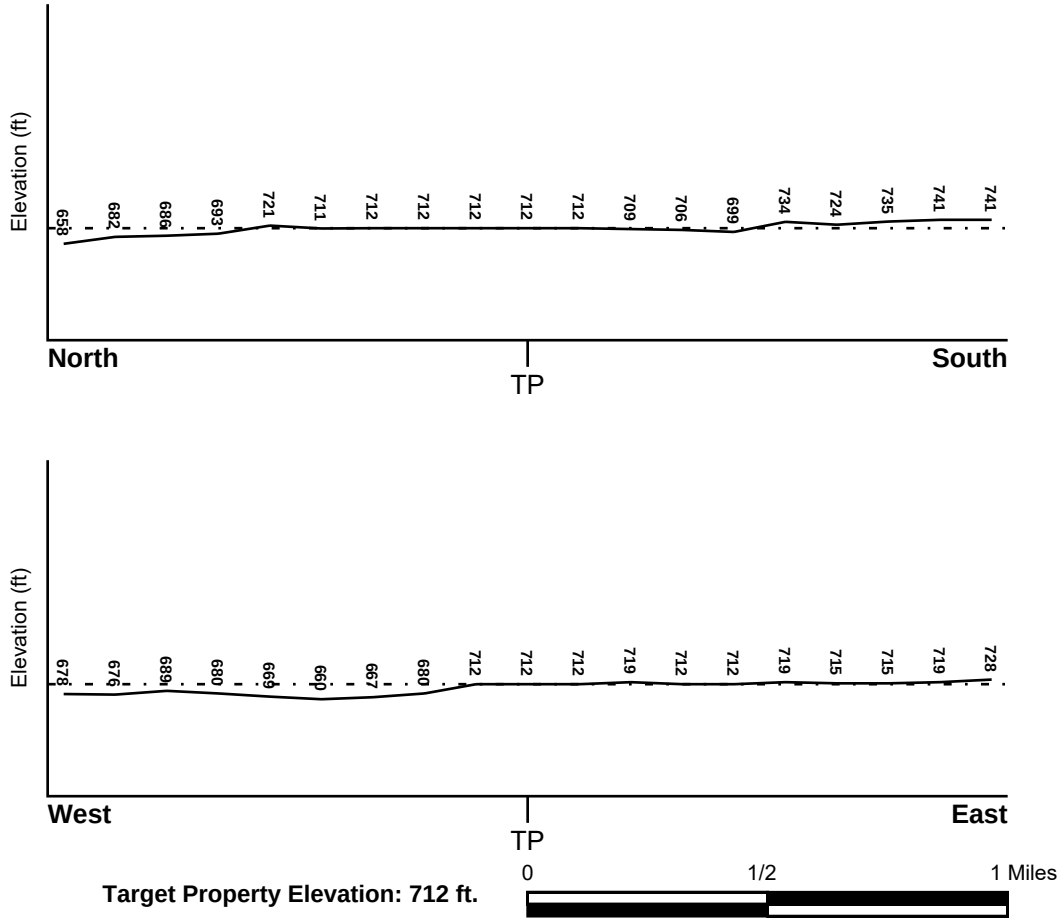

Source: Topography has been determined from the USGS 7.5' Digital Elevation Model and should be evaluated on a relative (not an absolute) basis. Relative elevation information between sites of close proximity should be field verified.

GEOCHECK® - PHYSICAL SETTING SOURCE SUMMARY

HYDROLOGIC INFORMATION

Surface water can act as a hydrologic barrier to groundwater flow. Such hydrologic information can be used to assist the environmental professional in forming an opinion about the impact of nearby contaminated properties or, should contamination exist on the target property, what downgradient sites might be impacted.

Refer to the Physical Setting Source Map following this summary for hydrologic information (major waterways and bodies of water).

FEMA FLOOD ZONE

Flood Plain Panel at Target Property	FEMA Source Type
13015C0245G	FEMA FIRM Flood data

Additional Panels in search area:	FEMA Source Type
13015C0240G	FEMA FIRM Flood data
13233C0125D	FEMA FIRM Flood data

NATIONAL WETLAND INVENTORY

NWI Quad at Target Property	NWI Electronic Data Coverage
KINGSTON	YES - refer to the Overview Map and Detail Map

HYDROGEOLOGIC INFORMATION

Hydrogeologic information obtained by installation of wells on a specific site can often be an indicator of groundwater flow direction in the immediate area. Such hydrogeologic information can be used to assist the environmental professional in forming an opinion about the impact of nearby contaminated properties or, should contamination exist on the target property, what downgradient sites might be impacted.

AQUIFLOW®

Search Radius: 1.000 Mile.

EDR has developed the AQUIFLOW Information System to provide data on the general direction of groundwater flow at specific points. EDR has reviewed reports submitted by environmental professionals to regulatory authorities at select sites and has extracted the date of the report, groundwater flow direction as determined hydrogeologically, and the depth to water table.

MAP ID	LOCATION FROM TP	GENERAL DIRECTION GROUNDWATER FLOW
Not Reported		

GEOCHECK® - PHYSICAL SETTING SOURCE SUMMARY

GROUNDWATER FLOW VELOCITY INFORMATION

Groundwater flow velocity information for a particular site is best determined by a qualified environmental professional using site specific geologic and soil strata data. If such data are not reasonably ascertainable, it may be necessary to rely on other sources of information, including geologic age identification, rock stratigraphic unit and soil characteristics data collected on nearby properties and regional soil information. In general, contaminant plumes move more quickly through sandy-gravelly types of soils than silty-clayey types of soils.

GEOLOGIC INFORMATION IN GENERAL AREA OF TARGET PROPERTY

Geologic information can be used by the environmental professional in forming an opinion about the relative speed at which contaminant migration may be occurring.

ROCK STRATIGRAPHIC UNIT

Era:	Paleozoic
System:	Ordovician
Series:	Ordovician
Code:	O *(decoded above as Era, System & Series)*

GEOLOGIC AGE IDENTIFICATION

Category: Stratified Sequence

Geologic Age and Rock Stratigraphic Unit Source: P.G. Schruben, R.E. Arndt and W.J. Bawiec, Geology of the Conterminous U.S. at 1:2,500,000 Scale - a digital representation of the 1974 P.B. King and H.M. Beikman Map, USGS Digital Data Series DDS - 11 (1994).

DOMINANT SOIL COMPOSITION IN GENERAL AREA OF TARGET PROPERTY

The U.S. Department of Agriculture's (USDA) Soil Conservation Service (SCS) leads the National Cooperative Soil Survey (NCSS) and is responsible for collecting, storing, maintaining and distributing soil survey information for privately owned lands in the United States. A soil map in a soil survey is a representation of soil patterns in a landscape. Soil maps for STATSGO are compiled by generalizing more detailed (SSURGO) soil survey maps. The following information is based on Soil Conservation Service STATSGO data.

Soil Component Name:	TALLAPOOSA
Soil Surface Texture:	gravelly - silt loam
Hydrologic Group:	Class C - Slow infiltration rates. Soils with layers impeding downward movement of water, or soils with moderately fine or fine textures.
Soil Drainage Class:	Well drained. Soils have intermediate water holding capacity. Depth to water table is more than 6 feet.

Hydric Status: Soil does not meet the requirements for a hydric soil.

Corrosion Potential - Uncoated Steel: LOW

Depth to Bedrock Min: > 10 inches

Depth to Bedrock Max: > 20 inches

GEOCHECK® - PHYSICAL SETTING SOURCE SUMMARY

Soil Layer Information							
	Boundary			Classification			
Layer	Upper	Lower	Soil Texture Class	AASHTO Group	Unified Soil	Permeability Rate (in/hr)	Soil Reaction (pH)
1	0 inches	4 inches	gravelly - silt loam	Silt-Clay Materials (more than 35 pct. passing No. 200), Silty Soils.	COARSE-GRAINED SOILS, Sands, Sands with fines, Silty Sand.	Max: 2.00 Min: 0.60	Max: 5.00 Min: 4.50
2	4 inches	10 inches	gravelly - loam	Silt-Clay Materials (more than 35 pct. passing No. 200), Silty Soils.	COARSE-GRAINED SOILS, Sands, Sands with fines, Clayey sand.	Max: 2.00 Min: 0.60	Max: 5.00 Min: 4.50
3	10 inches	19 inches	gravelly - loam	Silt-Clay Materials (more than 35 pct. passing No. 200), Silty Soils.	COARSE-GRAINED SOILS, Sands, Sands with fines, Silty Sand.	Max: 2.00 Min: 0.60	Max: 5.00 Min: 4.50
4	19 inches	60 inches	weathered bedrock	Not reported	Not reported	Max: 0.06 Min: 0.00	Max: 0.00 Min: 0.00

OTHER SOIL TYPES IN AREA

Based on Soil Conservation Service STATSGO data, the following additional subordinant soil types may appear within the general area of target property.

Soil Surface Textures: loam
silt loam

Surficial Soil Types: loam
silt loam

Shallow Soil Types: silt loam
sandy clay loam

Deeper Soil Types: loamy fine sand
stratified

LOCAL / REGIONAL WATER AGENCY RECORDS

EDR Local/Regional Water Agency records provide water well information to assist the environmental professional in assessing sources that may impact ground water flow direction, and in forming an opinion about the impact of contaminant migration on nearby drinking water wells.

GEOCHECK® - PHYSICAL SETTING SOURCE SUMMARY

WELL SEARCH DISTANCE INFORMATION

DATABASE	SEARCH DISTANCE (miles)
Federal USGS	2.000
Federal FRDS PWS	2.000
State Database	2.000

FEDERAL USGS WELL INFORMATION

MAP ID	WELL ID	LOCATION FROM TP
1	USGS40000266609	1 - 2 Miles ENE

FEDERAL FRDS PUBLIC WATER SUPPLY SYSTEM INFORMATION

MAP ID	WELL ID	LOCATION FROM TP
No PWS System Found		

Note: PWS System location is not always the same as well location.

STATE DATABASE WELL INFORMATION

MAP ID	WELL ID	LOCATION FROM TP
No Wells Found		

PHYSICAL SETTING SOURCE MAP - 07808142.1r

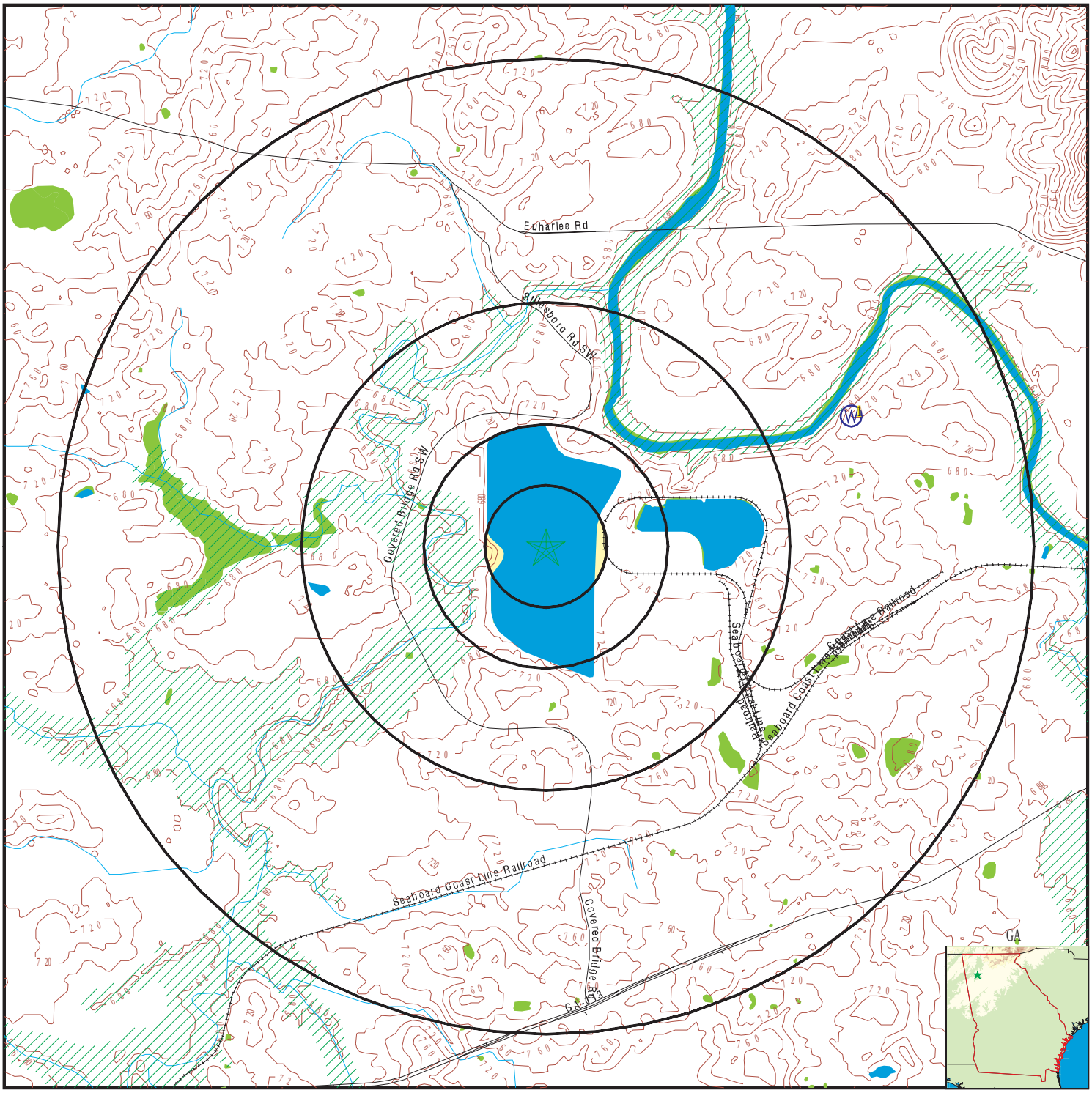

County Boundary
Major Roads
Contour Lines
Earthquake epicenter, Richter 5 or greater
Water Wells
Public Water Supply Wells
Cluster of Multiple Icons

0 1/2 1 2 Miles

Groundwater Flow Direction
GI Indeterminate Groundwater Flow at Location
GV Groundwater Flow Varies at Location
100-year flood zone
500-year flood zone
National Wetland Inventory
Wildlife Areas

N

SITE NAME:	Plant Bowen	CLIENT:	Geosyntec Consultants
ADDRESS:	17 Covered Bridge Rd SW Cartersville GA 30120	CONTACT:	Tristan Halterman
LAT/LONG:	34.128956 / 84.929584	INQUIRY #:	07808142.1r
		DATE:	October 30, 2024 2:41 pm

Copyright © 2024 EDR, Inc. © 2015 TomTom Rel. 2015.

GEOCHECK® - PHYSICAL SETTING SOURCE MAP FINDINGS

Map ID
Direction
Distance
Elevation | Database | EDR ID Number

1
ENE
1 - 2 Miles
Higher | **FED USGS** | **USGS40000266609**

Organization ID:	USGS-GA	Organization Name:	USGS Georgia Water Science Center
Monitor Location:	06HH05	Type:	Well
Description:	Not Reported	HUC:	03150104
Drainage Area:	Not Reported	Drainage Area Units:	Not Reported
Contrib Drainage Area:	Not Reported	Contrib Drainage Area Unts:	Not Reported
Aquifer:	Not Reported	Formation Type:	Not Reported
Aquifer Type:	Not Reported	Construction Date:	Not Reported
Well Depth:	Not Reported	Well Depth Units:	Not Reported
Well Hole Depth:	Not Reported	Well Hole Depth Units:	Not Reported

GEOCHECK® - PHYSICAL SETTING SOURCE MAP FINDINGS
RADON

AREA RADON INFORMATION

Federal EPA Radon Zone for BARTOW County: 2

Note: Zone 1 indoor average level > 4 pCi/L.
: Zone 2 indoor average level >= 2 pCi/L and <= 4 pCi/L.
: Zone 3 indoor average level < 2 pCi/L.

Federal Area Radon Information for Zip Code: 30120

Number of sites tested: 5

Area	Average Activity	% <4 pCi/L	% 4-20 pCi/L	% >20 pCi/L
Living Area - 1st Floor	1.720 pCi/L	100%	0%	0%
Living Area - 2nd Floor	Not Reported	Not Reported	Not Reported	Not Reported
Basement	3.833 pCi/L	67%	33%	0%

PHYSICAL SETTING SOURCE RECORDS SEARCHED

TOPOGRAPHIC INFORMATION

USGS 7.5' Digital Elevation Model (DEM)
Source: United States Geologic Survey
EDR acquired the USGS 7.5' Digital Elevation Model in 2002 and updated it in 2006. The 7.5 minute DEM corresponds to the USGS 1:24,000- and 1:25,000-scale topographic quadrangle maps. The DEM provides elevation data with consistent elevation units and projection.

HYDROLOGIC INFORMATION

Flood Zone Data: This data was obtained from the Federal Emergency Management Agency (FEMA). It depicts 100-year and 500-year flood zones as defined by FEMA. It includes the National Flood Hazard Layer (NFHL) which incorporates Flood Insurance Rate Map (FIRM) data and Q3 data from FEMA in areas not covered by NFHL.
Source: FEMA
Telephone: 877-336-2627
Date of Government Version: 2003, 2015

NWI: National Wetlands Inventory. This data, available in select counties across the country, was obtained by EDR in 2002, 2005, 2010 and 2015 from the U.S. Fish and Wildlife Service.

State Wetlands Data: Wetlands Inventory
Source: Georgia GIS Clearinghouse
Telephone: 706-542-1581

HYDROGEOLOGIC INFORMATION

AQUIFLOW^{R} Information System
Source: EDR proprietary database of groundwater flow information
EDR has developed the AQUIFLOW Information System (AIS) to provide data on the general direction of groundwater flow at specific points. EDR has reviewed reports submitted to regulatory authorities at select sites and has extracted the date of the report, hydrogeologically determined groundwater flow direction and depth to water table information.

GEOLOGIC INFORMATION

Geologic Age and Rock Stratigraphic Unit
Source: P.G. Schruben, R.E. Arndt and W.J. Bawiec, Geology of the Conterminous U.S. at 1:2,500,000 Scale - A digital representation of the 1974 P.B. King and H.M. Beikman Map, USGS Digital Data Series DDS - 11 (1994).

STATSGO: State Soil Geographic Database
Source: Department of Agriculture, Natural Resources Conservation Service (NRCS)
The U.S. Department of Agriculture's (USDA) Natural Resources Conservation Service (NRCS) leads the national Conservation Soil Survey (NCSS) and is responsible for collecting, storing, maintaining and distributing soil survey information for privately owned lands in the United States. A soil map in a soil survey is a representation of soil patterns in a landscape. Soil maps for STATSGO are compiled by generalizing more detailed (SSURGO) soil survey maps.

SSURGO: Soil Survey Geographic Database
Source: Department of Agriculture, Natural Resources Conservation Service (NRCS)
Telephone: 800-672-5559
SSURGO is the most detailed level of mapping done by the Natural Resources Conservation Service, mapping scales generally range from 1:12,000 to 1:63,360. Field mapping methods using national standards are used to construct the soil maps in the Soil Survey Geographic (SSURGO) database. SSURGO digitizing duplicates the original soil survey maps. This level of mapping is designed for use by landowners, townships and county natural resource planning and management.

PHYSICAL SETTING SOURCE RECORDS SEARCHED

LOCAL / REGIONAL WATER AGENCY RECORDS

FEDERAL WATER WELLS

PWS: Public Water Systems
Source: EPA/Office of Drinking Water
Telephone: 202-564-3750
Public Water System data from the Federal Reporting Data System. A PWS is any water system which provides water to at least 25 people for at least 60 days annually. PWSs provide water from wells, rivers and other sources.

PWS ENF: Public Water Systems Violation and Enforcement Data
Source: EPA/Office of Drinking Water
Telephone: 202-564-3750
Violation and Enforcement data for Public Water Systems from the Safe Drinking Water Information System (SDWIS) after August 1995. Prior to August 1995, the data came from the Federal Reporting Data System (FRDS).

USGS Water Wells: USGS National Water Inventory System (NWIS)
This database contains descriptive information on sites where the USGS collects or has collected data on surface water and/or groundwater. The groundwater data includes information on wells, springs, and other sources of groundwater.

OTHER STATE DATABASE INFORMATION

A listing of Private Water Well locations
Georgia Department of Public Health
Telephone: (404) 657-2700
A listing of Private Water Well locations

Georgia Public Supply Wells
Source: Georgia Department of Community Affairs
Telephone: 404-894-0127

USGS Georgia Water Wells
Source: USGS, Georgia District Office
Telephone: 770-903-9100

DNR Managed Lands
Source: Department of Natural Resources
Telephone: 706-557-3032
This dataset provides 1:24,000-scale data depicting boundaries of land parcels making up the public lands managed by the Georgia Department of Natural Resources (GDNR). It includes polygon representations of State Parks, State Historic Parks, State Conservation Parks, State Historic Sites, Wildlife Management Areas, Public Fishing Areas, Fish Hatcheries, Natural Areas and other specially-designated areas. The data were collected and located by the Georgia Department of Natural Resources. Boundaries were digitized from survey plats or other information.

RADON

Area Radon Information
Source: USGS
Telephone: 703-356-4020
The National Radon Database has been developed by the U.S. Environmental Protection Agency (USEPA) and is a compilation of the EPA/State Residential Radon Survey and the National Residential Radon Survey. The study covers the years 1986 - 1992. Where necessary data has been supplemented by information collected at private sources such as universities and research institutions.

EPA Radon Zones
Source: EPA
Telephone: 703-356-4020
Sections 307 & 309 of IRAA directed EPA to list and identify areas of U.S. with the potential for elevated indoor radon levels.

PHYSICAL SETTING SOURCE RECORDS SEARCHED

OTHER

Airport Landing Facilities: Private and public use landing facilities
Source: Federal Aviation Administration, 800-457-6656

Epicenters: World earthquake epicenters, Richter 5 or greater
Source: Department of Commerce, National Oceanic and Atmospheric Administration

Earthquake Fault Lines: The fault lines displayed on EDR's Topographic map are digitized quaternary faultlines, prepared in 1975 by the United State Geological Survey

STREET AND ADDRESS INFORMATION

© 2015 TomTom North America, Inc. All rights reserved. This material is proprietary and the subject of copyright protection and other intellectual property rights owned by or licensed to Tele Atlas North America, Inc. The use of this material is subject to the terms of a license agreement. You will be held liable for any unauthorized copying or disclosure of this material.